2009 Media Guide

April 2-5, 2009 · Redstone Golf Club – Tournament Course

SHELL OIL COMPANY

Our presence in the U.S. dates back nearly 100 years, first as a Pacific Coast gasoline marketer and Midwest oil producer. In that time, we have become best known to the public for our high quality fuels sold at service stations and for exploring and producing oil and gas on land and at sea. Our aim is to meet the energy needs of society, in ways that are economically, socially and environmentally viable, now and in the future.

Shell Oil Company is an affiliate of the Royal Dutch Shell plc, a global group of energy and petrochemical companies with 104,000 employees in more than 110 countries. We deliver a diverse range of energy solutions and petrochemicals to customers worldwide. These include transporting and trading oil and gas, marketing natural gas, producing and selling fuel for ships and planes, generating electricity and providing energy efficiency advice. We also produce and sell petrochemical building blocks to industrial customers globally, and we are investing in making renewable and lower-carbon energy sources competitive for large-scale use. In the U.S., we operate in 50 states and employ more than 22,000 people delivering energy in a responsible manner.

The quality of life of our employees and communities in which we live and work is fundamental to our approach to business. Shell's commitment to community and social responsibility has been in place for more than 50 years with more than a half billion in contributions to support community health and welfare, arts and cultural activities and various educational initiatives, including minority education and diversity and inclusiveness programs in Houston and the U.S.

Shell has a rich connection to the sport of golf, which is stronger than ever today.

Shell Oil Company has been the title sponsor of the Shell Houston Open since 1992. Shell's sponsorship of the event continues until at least 2012. Since 1992, the Shell Houston Open and its related activities have raised more than $44 million dollars for youth-oriented charities in the Houston area.

Shell also has supported programs like Shell's Wonderful World of Golf, which began in the 1960's and featured many of golf's greatest legends. Shell is the sole founding partner of the World Golf Foundation, which consists of World Golf Hall of Fame in St. Augustine, FL, and also is the founding corporate partner for The First Tee, an outreach program that brings the game of golf and its values to thousands of children worldwide.

HOUSTON GOLF ASSOCIATION

Since 1946, The Houston Golf Association (HGA) has operated numerous activities for the benefit of residents in the greater Houston area, including an extensive schedule of tournaments, clinics and other events for junior golfers, as well as high-profile professional golf events.

A volunteer group, HGA is a not-for-profit, tax exempt 501(c)(3) organization whose mission is to promote the game of golf for the benefit of local youth-oriented charities. Since 1974, the men and women who donate their time to serve as HGA members have generated more than $50 million for local youth-oriented charities. The HGA ensures that funds generated by the Shell Houston Open are put to work locally so that the proceeds of its PGA TOUR event directly impacts the local community. HGA also underwrites the costs of a junior golf tournament program and The First Tee of Houston/Redstone.

The Houston Golf Association (HGA) has diligently worked to bring high-profile professional and amateur golf events to the Greater Houston Area. In addition to the Shell Houston Open PGA TOUR event (at Redstone Golf Club's Tournament Course), the HGA has helped secure these other championships:

1969 U.S. Open
1967 Ryder Cup Matches
1981 USGA Men's Amateur Public Links
1989 USGA Senior Men's Amateur
1989 USGA Senior Women's Amateur
1993 USGA Men's Amateur Championship
1998 USGA Women's Mid-Amateur Championship
1990, 1997, 1999, 2001, 2003 PGA TOUR Championships
2006 Nationwide TOUR Championship

FedEx Cup

The 2009 FedExCup structure will operate under the following guidelines:

1. Players compete throughout the year, beginning with the Mercedes Benz Championship (Jan. 8-11) and concluding with the Wyndham Championship (Aug. 20-23) for FedExCup points in each Regular Season event. In most events, the winner receives 500 points.

2. At the start of the Playoffs, the top 125 points-earners in the Regular Season compete at The Barclays, with points values quintupled. Points earned in the first three Playoff events are added to points earned throughout the Regular Season.

3. The top 100 points-earners following The Barclays will be eligible to play the Deutsche Bank Championship, and similarly, the top 70 points-earners following that event will be eligible for the BMW Championship.

4. Following the conclusion of the BMW Championship, points will be reset for the top 30 points-earners to that time. The relevant factors regarding the reset are that:

• All 30 players in THE TOUR Championship have a chance to win the FedExCup, possibly depending on how other players finish

• The top 10 seeds have an excellent chance to win the FedExCup if they win THE TOUR Championship

• The top 5 seeds control their own destiny, in the sense that a victory at THE TOUR Championship will guarantee winning the FedExCup.

2009 FedEx Cup changes from the previous year include:

1. The Playoffs Reset will be moved from its current position prior to the beginning of the Playoffs, to occur prior to the beginning of THE TOUR Championship. Therefore, points earned in the Regular Season will carry through the first three Playoff events.

2. All Playoff events will award points equal to five times a Regular Season event.

3. The reset prior to THE TOUR Championship will be calibrated so that all 30 seeds will have a mathematical chance to win the FedExCup, with the top half of the field having a good chance. Further, any of the top five seeds would win the FedExCup with a TOUR Championship victory.

There are three other minor changes:

1. Points awarded during Regular Season events will be recalibrated so that the winner receives 500 points, rather than 4,500.

2. Certain Regular Season events -- the Masters, THE PLAYERS Championship, U.S. Open, Open Championship, PGA Championship and World Golf Championships will receive bonus points similar to last year (10 percent for majors and five percent for WGCs), but with a small additional bonus to the winners of those events (an additional 10 percent for majors winners and five percent for WGC winners).

3. Field sizes in the Playoffs will be 125 at The Barclays, 100 at Deutsche Bank Championship, 70 at the BMW Championship and 30 at THE TOUR Championship.

HOUSTON'S TOUR EVENT

The Houston Open is the 10th oldest event on the PGA TOUR, commencing in 1946. But, even before 1946, there were occasional professional golf tournaments held in the city. For example:

- ❒ 1922 Houston professional tournament won by George Bowden (2 career wins)
- ❒ 1923 Houston Invitational & 1924 Houston Open won by Joe Kirkwood, Sr. (13 career wins);
- ❒ 1930 Houston Open won by Al Espinosa (9 career wins)
- ❒ 1932 Houston Open won by Clarence Clark (7 career wins)
- ❒ 1937 Houston Open won by Harry Cooper (30 career wins) and
- ❒ 1938 Houston Open won by Harold "Jug" McSpaden (17 career wins).

Early in the 1920's, there was the occasional tournament in Houston with as much as $1,000 purse in the week after the Texas Open held in San Antonio. In 1931, there was another tournament held in Houston during the formative years (1930-1935) of the PGA Tournament Bureau and the attempt to create a full-time staff operation to set up and run a professional golf circuit.

The only wire-to-wire winners (leading or tied for the lead at the end of each rounds) for the Houston Open were Johnson Wagner (2008), Stuart Appleby (2006), Fred Couples (2003), Bill Collins (1960) and Cary Middlecoff (1953). Appleby is the only untied, wire-to-wire leader.

Playoffs are more likely in Houston than at just about any other PGA TOUR event. For example:

❒ U.S. Open	32 playoffs	(since 1895, out of 108 events)
❒ Shell Houston Open	19	(since 1946, out of 61 events)
❒ Travelers Championship (former Hartford Open)	18	(since 1952, out of 57 events)
❒ Bob Hope Chrysler Classic	17	(since 1960; out of 49 events)
❒ BMW Championship (former Western Open)	16	(since 1899, out of 106 events)

More than $50 million has been generated for charities since 1974 by the Houston Open. Among the many benefiting charities over the years have been: Boys & Girls Clubs of Greater Houston, Boys & Girls Country, Chinquapin School, Interfaith Center of the Woodlands, Boys and Girls Harbor, Junior Achievement of Southeast Texas, Cenikor, the Make-A-Wish Foundation of Houston, Junior Golf and The First Tee. Net proceeds of the Shell Houston Open go to local worthy causes.

SCHEDULE OF EVENTS

Tuesday, March 31st
Practice Rounds - all day

Wednesday, April 1st
Grand Pro-Am at the Tournament Course
(Tee times approximately 7:15 a.m. - 9:03 a.m and Noon - 1:48 p.m. off both tees.)

Thursday, April 2nd
1st Round (Tee times approximately 7:00 - 8:50 a.m. & 11:30 a.m. - 1:20 p.m.) for 144 of the world's best golfers competing for $5.6 million in prize money.
Golf Channel - TV Coverage (2 - 5 pm CDT)

Friday, April 3rd
2nd Round (Tee times approximately 7:00 - 8:50 a.m. & 11:30 a.m. - 1:20 p.m.)
Golf Channel - TV Coverage (2 - 5 pm CDT)

Saturday, April 4th
3rd Round (Tee times approximately 8:30 - 12:45 p.m.)
NBC - TV coverage (2 - 5 pm CDT)

Sunday, April 5th
Final Round (Tee times approx. 8:30 a.m. - 12:45 p.m.)
Awards Ceremony on 18th Green immediately upon completion of play.
NBC - TV coverage (2 - 5 pm CDT)

Official Internet Sites for Coverage:
www.shellhoustonopen.com &
www.pgatour.com

HOUSTON TOUR EVENT WINNERS

1946	(River Oaks CC)	Byron Nelson
1947	(Memorial Park)	Bobby Locke
1948	No tournament	
1949	(Pine Forest CC)	John Palmer
1950	(Brae-Burn CC)	Cary Middlecoff
1951	(Memorial Park)	Marty Furgol
1952	(Memorial Park)	Jack Burke Jr.
1953	(Memorial Park)	Cary Middlecoff
1954	(Memorial Park)	Dave Douglas
1955	(Memorial Park)	Mike Souchak
1956	(Memorial Park)	Ted Kroll
1957	(Memorial Park)	Arnold Palmer
1958	(Memorial Park)	Ed Oliver
1959	(Memorial Park)	Jack Burke Jr.
1960	(Memorial Park)	Bill Collins
1961	(Memorial Park)	Jay Hebert
1962	(Memorial Park)	Bobby Nichols
1963	(Memorial Park)	Bob Charles
1964	(Sharpstown CC)	Mike Souchak
1965	(Sharpstown CC)	Bobby Nichols
1966	(Champions GC)	Arnold Palmer
1967	(Champions GC)	Frank Beard
1968	(Champions GC)	Roberto de Vicenzo
1969	(U.S. Open, Champions)	Orville Moody
1970	(Champions GC)	Gibby Gilbert
1971	(Champions GC)	Hubert Green
1972	(Westwood CC)	Bruce Devlin
1973	(Quail Valley GC)	Bruce Crampton
1974	(Quail Valley GC)	Dave Hill
1975	(The Woodlands CC)	Bruce Crampton
1976	(The Woodlands CC)	Lee Elder
1977	(The Woodlands CC)	Gene Littler
1978	(The Woodlands CC)	Gary Player
1979	(The Woodlands CC)	Wayne Levi
1980	(The Woodlands CC)	Curtis Strange
1981	(The Woodlands CC)	Ron Streck
1982	(The Woodlands CC)	Ed Sneed
1983	(The Woodlands CC)	David Graham
1984	(The Woodlands CC)	Corey Pavin
1985	(TPC at The Woodlands)	Raymond Floyd
1986	(TPC at The Woodlands)	Curtis Strange
1987	(TPC at The Woodlands)	Jay Haas
1988	(TPC at The Woodlands)	Curtis Strange
1989	(TPC at The Woodlands)	Mike Sullivan
1990	(TPC at The Woodlands)	Tony Sills
1991	(TPC at The Woodlands)	Fulton Allem
1992	(TPC at The Woodlands)	Fred Funk
1993	(TPC at The Woodlands)	Jim McGovern
1994	(TPC at The Woodlands)	Mike Heinen
1995	(TPC at The Woodlands)	Payne Stewart
1996	(TPC at The Woodlands)	Mark Brooks
1997	(TPC at The Woodlands)	Phil Blackmar
1998	(TPC at The Woodlands)	David Duval
1999	(TPC at The Woodlands)	Stuart Appleby
2000	(TPC at The Woodlands)	Robert Allenby
2001	(TPC at The Woodlands)	Hal Sutton
2002	(TPC at The Woodlands)	Vijay Singh
2003	(Redstone Golf Club)	Fred Couples
2004	(Redstone Golf Club)	Vijay Singh
2005	(Redstone Golf Club)	Vijay Singh
2006	(Tournament Course, Redstone GC)	Stuart Appleby
2007	(Tournament Course, Redstone GC)	Adam Scott
2008	(Tournament Course, Redstone GC)	Johnson Wagner

MULTIPLE WINNERS

Curtis Strange	1980, 1986 & 1988
Vijay Singh	2002, 2004 & 2005
Cary Middlecoff	1950 & 1953
Jack Burke, Jr.	1952 & 1959
Mike Souchak	1955 & 1964
Arnold Palmer	1957 & 1966
Bobby Nichols	1962 & 1965
Bruce Crampton	1973 & 1975
Stuart Appleby	1999 & 2006

MOST TOURNAMENTS PLAYED

John Mahaffey	26
Jay Haas	25
Lionel Hebert	25
Jack Burke, Jr.	24
Julius Boros	23
Bruce Lietzke	23
Miller Barber	22
Mark Brooks	22
Lou Graham	22
Don January	22
Tom Kite	22
Gene Littler	22
Hal Sutton	22
Phil Blackmar	22
Homero Blancas	21
Ed Fiori	21
Howie Johnson	21
Dave Marr	21
Curtis Strange	21
Steve Elkington	21
Ben Crenshaw	20
Jimmy Demaret	20
Dave Eichelberger	20
Jay Hebert	20
Bobby Nichols	20
Mike Reid	20
Jack Sellman	20
Mike Sullivan	20
Elroy Marti	20
Kermit Zarley	20
Jeff Maggert	19
Tommy Bolt	19
Bob Eastwood	19
Keith Fergus	19
Doug Ford	19
Billy Maxwell	19
Leonard Thompson	19

TOP HOUSTON TOUR EVENT MONEY WINNERS

(not adjusted for inflation)

1.	Vijay Singh	$2,968,994.30
2.	Stuart Appleby	2,317,760.00
3.	Fred Couples	1,392,757.60
4.	Hal Sutton	1,220,944.31
5.	Johnson Wagner	1,145,500.00
6.	Adam Scott	1,126,708.00
7.	Scott Hoch	1,023,737.27
8.	Jeff Maggert	972,218.34
9.	Bob Estes	968,450.15
10.	John Daly	950,821.12
11.	Geoff Oglivy	801,534.10
12.	Kevin Sutherland	666,377.00
13.	Jose Maria Olazabal	654,790.00
14.	John Huston	652,179.00
15.	Darren Clarke	652,000.00
16.	Jay Haas	601,392.56
17.	Robert Allenby	584,825.66
18.	Chad Campbell	561,121.43
19.	David Duval	544,037.98
20.	John Cook	506,663.86
21.	Bubba Watson	496,432.00
22.	Fred Funk	492,390.75
23.	K. J. Choi	480,540.00
24.	Payne Stewart	471,195.31
25.	Mark Brooks	468,196.74
26.	Mark Calcavecchia	462,009.25
27.	Billy Mayfair	458,039.17
28.	Steve Stricker	444,261.11
29.	Justin Leonard	436,027.78
30.	Paul Stankowski	432,735.53
31.	Lee Janzen	426,932.00
32.	Craig Stadler	410,742.12
33.	Phil Blackmar	409,245.75

MOST TOP 10 FINISHES

Jack Burke, Jr.	9
Vijay Singh	8
Fred Haas, Jr.	7
Tom Kite	7
Arnold Palmer	7
Julius Boros	6
Jay Haas	6
Scott Hoch	6
Payne Stewart	6
Hal Sutton	6
Lee Trevino	6
Miller Barber	5
Fred Couples	5
Jimmy Demaret	5
Al Geiberger	5
Lionel Hebert	5
Jay Herbert	5
Bruce Lietzke	5
Jeff Maggert	5
Bob Murphy	5
Jack Nicklaus	5

RECORD OF BEST FINISHES IN TOP 10 PLACES

(1st = 12points; 2nd = 9 points; 3rd = 8 points; etc.; 10th = 1 point)
Following each player are the # of top ten finishes/# of wins.

		index points
1.	Jack Burke, Jr. (9/2)	63
2.	Vijay Singh (8/3)	58
3.	Arnold Palmer (7/2)	57
4.	Tom Kite (8/0)	54
5.	Hal Sutton (6/1)	47
6.	Lee Trevino (6/0)	43
7.	Stuart Appleby (4/2)	42
8.	Curtis Strange (5/3)	41
	Payne Stewart (6/1)	41
	Jay Haas (6/1)	41
11.	Cary Middlecoff (5/1)	40
	Fred Couples (5/1)	40
13.	Julius Boros (6/0)	39
14.	Mike Souchak (4/2)	38
	Bruce Crampton (4/2)	38
	Ed Oliver (5/1)	38
17.	Jack Nicklaus (5/0)	36
18.	Jeff Maggert (5/0)	35
19.	Scott Hoch (6/0)	34
	Jimmy Demaret (5/0)	34
21.	Fred Haas, Jr. (7/0)	33
22.	Shelley Mayfair (4/0)	32
23.	Bob Murphy (5/0)	31
24.	Jay Herbert (5/1)	29
	Bruce Lietzke (5/0)	29

MOST TOP 25 FINISHES

Fred Haas, Jr.	12
Jay Haas	12
Tom Kite	12
Hal Sutton	12
Jack Burke, Jr.	11
Fred Couples	11
Jimmy Demaret	11
Tommy Bolt	10
Don January	10
Arnold Palmer	10
Julius Boros	9
Billy Casper	9
Lou Graham	9
Scott Hoch	9
Bruce Lietzke	9
Gene Littler	9
Jeff Maggert	9
Vijay Singh	9
Lee Trevino	9

RECORD OF BEST FINISHES IN TOP 25 PLACES

(1st = 27points; 2nd = 24 points; 3rd = 23 points; etc.; allowing each player are the # of top 25 finishes/# of wins.

		index points
1.	Jack Burke, Jr. (11/2)	210
2.	Tom Kite (12/0)	208
3.	Hal Sutton (12/1)	190
4.	Arnold Palmer (10/2)	186
5.	Fred Haas, Jr. (12/0)	185
6.	Vijay Singh (9/3)	183
7.	Jay Haas (12/1)	171
8.	Jimmy Demaret (11/0)	169
9.	Lee Trevino (9/0)	163
	Julius Boros (9/0)	156
11.	Fred Couples (11/1)	152
12.	Scott Hoch (9/0)	151
	Payne Stewart (8/1)	151
14.	Jeff Maggert (9/0)	144
15.	Curtis Strange (7/3)	142
16.	Mike Souchak (7/2)	136
17.	Bruce Crampton (8/2)	132
	Al Geiberger (8/0)	132
19.	Billy Casper (9/0)	129
	Bruce Lietzke (8/0)	129
	Doug Sanders (8/0)	129
22.	Cary Middlecoff (6/1)	125
23.	Miller Barber (8/0)	124
24.	Bobby Nichols (7/2)	123
	Lou Graham (9/0)	123

TOURNAMENT RECORDS

Low 9: Gary Koch, 7-under-par 29, 1978: Curtis Strange, 7-under-par 29, 1980: Mike Sullivan, 7-under-par 29, Woodlands TPC, 1986.

Low 18: Fred Funk, 10-under-par 62, Woodlands TPC, 1992; Ron Streck, 9-under-par 62, Woodlands West, 1982.

Low 36: Blain McCallister, 129 (64-65) 15-under-par, Woodlands TPC, 1993; Curtis Strange, 129 (66-63) 13-under-par, Woodlands West, 1980.

Low 54: Curtis Strange, 195 (66-63-66) 18-under-par, Woodlands West, 1980; Vijay Singh, 198 (67-65-66) 18-under-par, Woodlands TPC, 2002.

Low 72: Vijay Singh, 266 (67-65-66-68) 22-under-par, Woodlands TPC, 2002; Curtis Strange, 266 (66-63-66-71) and Lee Trevino, 266 (67-66-68-65) 18-under-par, Woodlands West, 1980.

Largest Winning Margin: Jack Burke, Jr., 6 shots, 1952, Memorial Park; Vijay Singh, Woodlands TPC, 2002, Stuart Appleby, 6 shots, 2006, Tournament Course, Redstone Golf Club.

Highest Winning Score: Cary Middlecoff, 5-under-par 283, Memorial Park, 1953.

Largest 36-hole lead: Curtis Strange, 4 shots, Woodlands West, 1980; Mike Donald, Woodlands TPC, 1989; Jeff Maggert, Woodlands TPC, 1991.

Largest 54-hole lead: Curtis Strange, 6 shots, Woodlands West, 1980.

Low start by a winner: Johnson Wagner, 9-under-par 63, Redstone Golf Club — Tournament Course, 2008.

High start by a winner: Mike Sullivan, 4-over-par 76, Woodlands TPC, 1989.

High finish by a winner: Bill Collins, 3-over-par 75, Memorial Park, 1960 (Collins beat Arnold Palmer 69-71 in an 18-hole playoff); Gene Littler, 2-over-par 74, Woodlands West, 1977.

Low finish by a winner: Ron Streck, 9-under-par 62, Woodlands West, 1981 (Third round of rain-shortened 54-hole tournament.); David Duval, 8-under-par 64, Woodlands TPC, 1998.

Best come-from-behind: Payne Stewart, 7 shots, Woodlands TPC, 1995; Mike Sullivan, Woodlands TPC, 1989.

High 36-hole cut: 15-over-par 159, Memorial Park, 1947; 3-over-par 147, 1989 & 1998, Woodlands TPC.
Low 36-hole cut: 4-under-par 140, Woodlands TPC, 1993; 3-under-par 141, Redstone Golf Club

Most players to make cut: 109 players, Memorial Park, 1956 (during time of 36-hole and 54-hole cuts); 85 players, Woodlands TPC, 1995.

Fewest players to make cut: 56 players, Woodlands West, 1976. (Field cut to low 50 and ties due to rain); 70 players, Woodlands CC, 1982; Woodlands TPC, 2002, & Redstone GC, 2003.

Best back-to-back rounds: 65-63 for -14 (2nd-3rd rounds) Wayne Levi, Woodlands West, 1979; 64-65 for -15 (1st-2nd rounds), Blain McCallister, Woodlands TPC, 1993.

Multiple winners: Cary Middlecoff 1950, 1953; Mike Souchak, 1955, 1964; Jack Burke, Jr., 1952, 1958; Arnold Palmer, 1957, 1966; Bobby Nichols, 1963, 1965; Bruce Crampton, 1973, 1975; Curtis Strange, 1980, 1986, 1988; Vijay Singh, 2002, 2004, Stuart Appleby, 2006, 1999.

Most consecutive cuts: Jimmy Demaret 17 (1946-47, no tournament in 1948, did not enter in 1949, picked up streak again 1950-64; among active players, Fred Couples has the longest streak currently going at the Houston tournament with 15.

Longest drive *(any hole, not just PGA TOUR official driving holes)* **:**
Victor Schwamkrug, 429 yards on 12th hole, Redstone Golf Club, 2004
John Daly, 381 yards on 9th hole, Redstone Golf Club, 2003
Hank Kuehne, 380 yards on 18th hole, Redstone Golf Club, 2003
George Bayer, 375 yards on 9th hole, Memorial Park, 1956.

High finish by an amateur: Frank Stranahan, 2nd, 1952.

Highest score posted: Amateur Al Reese, 100, first round, 1951.

Most Houston TOUR event appearances: John Mahaffey, 26.

TOURNAMENT RECORDS

Holes In One:

1949 — Glen Teral, 185-yard 10th at Pine Forest
1951 — Chuck Scally, 145-yard 2nd at Memorial Park
1954 — Jim Turnesa, 237-yard 7th at Memorial Park
1959 — J.C. Goosie, 185-yard 15th at Memorial Park
1970 — Bob Dickson, 180-yard 8th; Jimmy Burke, 178-yard 16th
Bob Rosburg, all at Champions Cypress Creek
1980 — Andy Bean, 180-yard 5th; Mike Reid, 180-yard 5th, at Woodlands West
1982 — Gibby Gilbert, 188-yard 12th at Woodlands West
1983 — Jay Haas, 180-yard 5th at Woodlands West
1986 — Ron Streck, 195-yard 14th at Woodlands TPC
1987 — Dewey Arnette, 222-yard 8th at Woodlands TPC
1990 — Tommy Armour III, 222-yard 8th at Woodlands TPC
1991 — Emlyn Aubrey, 153-yard 3rd at Woodlands TPC
1994 — Steve Lamontagne, 182-yard 16th at Woodlands TPC
John Daly, 192-yard 16th at Woodlands TPC
1995 — Bob Lohr, 185-yard 8th at Woodlands TPC
Phil Mickelson, 195-yard 14th at Woodlands TPC
1998 — Dave Barr, 195-yard 14th at Woodlands TPC
1999 — J.P. Hayes, 192-yard 16th at Woodlands TPC
Eric Booker, 175-yard 16th at Woodlands TPC
2003 — Marco Dawson, 204-yard 3rd at Redstone Golf Club
2004 — Brian Gay, 190-yard 3rd at Redstone Golf Club
2005 — Stephen Leaney, 199-yard 3rd at Redstone Golf Club
6-iron, 3rd round
Jason Allred, 208-yard 3rd at Redstone Golf Club
5-iron, 4th round

Most Texas Events Win By Active PGA TOUR Player:

Vijay Singh	3 (2004 & 2002 Shell Houston Open)
Justin Leonard	3
Phil Mickelson	3
Nick Price	3
Jay Haas	3 (1987 Houston Open)
Corey Pavin	3 (1984 Houston Open)
Loren Roberts	3
Stuart Appleby	2 (1999 & 2006 Shell Houston Open)
Fred Couples	2 (2003 Shell Houston Open)
Adam Scott	2 (2007 Shell Houston Open)
Sergio Garcia	2
Phil Mickelson	2
Kenny Perry	2
Hal Sutton	2 (2001 Shell Houston Open)
Duffy Waldorf	2
Fulton Allem	2

Most Consecutive Cuts Made by a Player

Jimmy Demaret	17
Homero Blancas	15
Fred Couples	15
Doug Ford	15
Jerry Barber	14
Al Geiberger	14
Bruce Crampton	13
Jim Ferrier	13
Arnold Palmer	13
Doug Sanders	13
Miller Barber	12
Marty Fugol	12
Elroy Marti, Dr.	12
All Balding	11
Billy Casper	11
Richard Crawford	11
Bruce Devlin	11
Tom Kite	11
Jeff Maggert	11
Phil Rodgers	11

Houston PGA TOUR Event Facts & Figures

· The Houston Golf Association has been conducting PGA TOUR events since 1946, making Houston's tournament the 10th oldest. There was no tournament in 1948 and no tournament in 1969 when the HGA co-sponsored the U.S. Open at Champions Golf club.

· Houston has had its TOUR event postponed by rain twice. In 1966 the event at Champions Golf Club was rained out in the spring and replayed in November. In 1991, the spring event was also rained out and replayed in October in a vacant spot in the schedule between the Walt Disney World Classic and the TOUR Championship.

· Courses that have hosted HGA events include River Oaks Country Club (1946), Brae-Burn Country Club (1950), Sharpstown Country Club (1964, 1965), Champions Golf Club (1966-71 with the U.S. Open in 1969), Westwood Country Club (1972), Quail Valley (1973-74), The Woodlands Country Club (1975-1984), TPC at The Woodlands (1985-2002), Redstone Golf Course — Member Course (2003-2005) and Redstone Golf Course — Tournament Course (2006-).

· Multiple Houston TOUR event winners: Curtis Strange (1980, 1986, 1988), Vijay Singh (2002, 2004 & 2005), Cary Middlecoff (1950 & 1953), Jack Burke Jr. (1952 & 1959), Mike Souchak (1955 &1964), Arnold Palmer (1957 & 1966), Bobby Nichols (1962 & 1965), Bruce Crampton (1973 & 1975) and Stuart Appleby (1999 & 2006)

· Houston had a string of five consecutive first time PGA TOUR winners: Mike Heinen (1994), Jim McGovern (1993), Fred Funk (1992), Fulton Allem (1991), Tony Sills (1990).

· Despite all the successful tour pros that the University of Houston has turned out, the first Cougar to win Houston's PGA TOUR event was Fred Couples in 2003.

· Former Cougar John Mahaffey, now a Senior PGA TOUR player, set the record for most career appearances in 1998. Mahaffey played in 26 Houston TOUR stops, with Lionel Hebert and Jay Haas at 25 times. Hebert played more rounds in Houston than any other, teeing it up 87 times.

· The longest playoff in Houston TOUR event history is 19 holes. Jay Hebert defeated Ken Venturi with a birdie on the first hole after each had scored a 69 in an 18-hole playoff in 1961 at Memorial Park. Bobby Nichols defeated Dan Sikes with a birdie on the first hole after each had scored a 71 in an 18-hole playoff in 1962 at Memorial Park. Jack Nicklaus shot 76 in the 18-hole playoff and was eliminated.

· Tom Kite made the cut in 21 of 22 Houston events, surpassing the late Jimmy Demaret for the most career cuts in Houston. Among active players on the PGA TOUR, Fred Couples has made 15 consecutive cuts at the Shell Houston Open.

· The Shell Houston Open has had 12 international champions, winning a total of 16 tournaments since 1946. Over at Augusta during the same period, The Masters had 10 international champions, also winning a total of 17 tournaments.

· Only The Open Championship in Britain, first played in 1863, has had more wins (9 tournaments) by Australia golfers (4) than the Shell Houston Open (8 tournament wins by 6 Aussies); but the Shell Houston Open has the most Australians (6) to win a PGA TOUR event.

· The Shell Houston Open has had international winners from Australia, Fiji, New Zealand and South Africa, but none from Europe.

Houston PGA TOUR Event Champions on Parade

2008
Johnson Wagner Tournament Course, Redstone GC
Birthdate: March 23, 1980 Birthplace: Amarillo, Texas
Money list finish: (73rd) $1,431,001 in 2008

Posted his first PGA TOUR victory at 2008 Shell Houston Open by sharing or holding the lead all four rounds ... Only the ## time there was a wire-to-wire winner in the event...Became 13th first time winner in tournament history and first-ever on the Redstone Golf Club — Tournament Course ... First U.S.-born in four years ... Broke streak of two consecutive Australian winners -- Stuart Appleby (2006) and Adam Scott (2007) ... Shot course record-tying 9-under-par 63 to share first-round lead with defending champion Scott ... Shot 63-69-69-71 for 16-under-par 272 total, 2 shots ahead of fellow Texan Chad Campbell ... Wagner became first ever million-dollar prize winner in SHO history with payday of $1,008,000 ... Victory also garnered him an invitation to The Masters Tournament ... Last Houston winner to gain a Masters Invitation was Tony Sills in 1990.

2007
Adam Scott Tournament Course, Redstone GC
Birthdate: July 16, 1980 Birthplace: Adelaide, Australia
Money list finish: (11th) $3,413,185 in 2007

Shooting a 6-under-par 66 in the final round, Adam Scott stormed from three strokes back to win the 2007 Shell Houston Open. Scott became the sixth Australian to win the Houston event.... Clinging to a one-stroke lead over Appleby on the 72nd tee, hit tee shot into water hazard but made an up-and-down par on the 488-yard par 4, holing a 48-foot putt to clinch the win as Appleby found a hazard and made double bogey on the hole... With this win, Scott would finish 11th on the 2007 Money Leaders list.... He has 5 PGA TOUR victories and an additional 8 international wins... Competed in all four PGA TOUR Playoffs for the 2007 FedExCup events and finished 12th on the season-long points list... Won his fifth career PGA TOUR title at the Shell Houston Open and earned a spot on his third Presidents Cup tea.

2006
Stuart Appleby Tournament Course, Redstone GC
Birthdate: May 1, 1971 Birthplace: Cohuna, Australia
Money list finish: (8th) $3,470,457 in 2006

Tying the largest margin to win a Shell Houston Open (6 shots) with Jack Burke, Jr., (1952, Memorial Park) and Vijay Singh (2002, Woodlands TPC), Stuart Appleby became the first wire-to-wire leader in the history of the Houston Open. Appleby also became the ninth player to win multiple Shell Houston Open events, with a 19-under score of 269... It was Appleby's second PGA TOUR win of the 2006 season (Mercedes Championship) His two wins and finish in the top 10 (No. 8) on the PGA TOUR money list were both firsts in his 11-year PGA TOUR career...He joined Gene Littler (1955-57) as the only players to win three consecutive Mercedes Championships...Appleby finished 2006 ranked inside the top 25 world golfers...

2005
Vijay Singh Redstone Golf Club
Birthdate: February 22, 1963 Birthplace: Lautoka, Fiji
Money list finish: (2nd) $8,017,336

Tying the course record with a 8-under 64 in the first round, Vijay Singh went on to win his third Shell Houston Open, joining Curtis Strange as the only three-time winners. Singh became the first ever to win back-to-back Houston tournaments. Plus, Singh was elected to the World Golf Hall of Fame during tournament week. Vijay won on the first hole of a sudden-death playoff with John Daly... Daly had closed with a 5-under 67 in the final round... Singh's 2005 Shell Houston Open victory was his 14th since turning 40, second only to Sam Snead's 17. His two later wins in 2005 puts Singh at 16 wins after turning 40... With a 3-victory 2005 season, Vijay finished second on the annual money leaders list with more than $8 million in earnings, behind Tiger Woods... Vijay is ranked second in the world golf rankings.

Houston PGA TOUR Event Champions on Parade

2004
Vijay Singh Redstone Golf Club
Birthdate: February 22, 1963 Birthplace: Lautoka, Fiji
Money list finish: (1st) $10,905,166

After opening with a 74, Vijay Singh won his second Shell Houston Open title in three years, shooting 74-66-69-68. The Shell Houston Open was Vijay's second win in 2004 on route to a 9-win season, resulting in player of the year honors, first place on the money list winnings, and number one on the Official World Golf Ranking... Vijay finished two shots ahead of two-time Houston Open runner-up Scott Hoch...
Play was suspended Friday afternoon at 3:43 because of lightning in the area and resumed at 5:49. The second round was scheduled to be completed beginning Saturday morning at 7:30, but play never started until 2:32 in the afternoon because of the weather. The third round finally began at 4:40 Saturday and play had to be suspended again because of darkness at 6:38. Play resumed Sunday morning, but was suspended again for weather at 10:38 a.m. Only 15 players had completed the third round. At 4 p.m., the play was called and play teed off at 8:40 a.m. on Monday... The rain made one of the PGA TOUR's longest courses (7,508 yards) tough leading to an 11-under-par victory — just half of 2003's 21-under-par score for the winner.

2003
Fred Couples Redstone Golf Club
Birthdate: October, 3, 1959 Birthplace: Seattle, Washington
Money list finish: (34th) $1,820,495

Became a rare wire-to-wire winner at the Shell Houston Open with rounds of 65-68-67-67 — for his 15th PGA TOUR victory... Fred became the first University of Houston Cougar ever to win Houston's PGA TOUR event... The four-shot victory over Hank Kuehne, Stuart Appleby and Mark Calcavecchia set the record for the largest margin of victory on the Redstone GC... Rain early in the week softened the greens ... He entered 18 PGA TOUR events in 2003 and made the cut in 17 with 4 top ten finishes... Improved birdie average from 87th (3.65) to T9 (4.05) in 2003... For the year, finished 11th (scoring average)... Win was the first victory in 87 events, dating back to the 1998 Memorial Tournament... Improved his world ranking from 147th in 2002 to 36th at the end of 2003.

2002
Vijay Singh TPC at The Woodlands
Birthdate: February 22, 1963 Birthplace: Lautoka, Fiji
Money list finish: (3rd) $3,756,563

Established a new tournament scoring record at 22-under-par on the final Shell Houston Open to be played on the Tournament Players Course at The Woodlands & Closing 68 combined with rounds of 67, 65, and 66 smashed the 14-year-old tournament record by four strokes ... The six-shot victory over Northern Ireland's Darren Clark also matched the tournament record for the largest margin of victory, established by Jack Burke Jr. in 1952 at Memorial Park ... It also set a new record for the largest margin of victory on the TPC, erasing the old mark of 3 shots set by Mike Heinen in 1994 ... Rain early in the week softened the greens ... Players were able to lift, clean and place the ball for two rounds ... The threat of inclement weather on Saturday dictated a No. 1 and No. 10 tee start and an early 3 p.m. finish which limited gallery size ... An Easter Sunday finish also led to a smaller-than-usual gallery... Won season-ending TOUR Championship and its $900,000 first prize at East Lake Golf Club in Atlanta by shooting 65-71-65-67--268... $900,000 first prize was his largest payday to date... For the year, finished 7th (greens in regulation) and 5th (overall performance).

2001
Hal Sutton TPC at The Woodlands
Birthdate: April 28, 1958 Birthplace: Shreveport, Louisiana
Money list finish: (28th) $1,723,496

Came from 2 strokes back the final round to overtake Joe Durant and Lee Janzen, who dominated the leaderboard for the first three rounds ... Birdied 17th hole to move to 10-under par, gaining revenge for a bogey in 1999 tournament that ended his title hopes ... Carded final-round 69 ... One of only four to break 70 as wind gusted to 28 mph all afternoon ... Victory was Sutton's 14th overall and first of 2001 ... $612,000 check pushed career earnings over $13 million mark ... Eighth PGA TOUR player to surpass that mark ... Fourth consecutive year with a win ... Became second-oldest winner of Houston TOUR event behind 46-year-old Gene Littler at 42 years, 11 months and 24 days ... Fifth member of victorious 2000 U.S. Presidents Cup team to win on TOUR that year ... Victory made him all-time leading money winner at Houston's PGA TOUR event with $1,165,230 and the first player to crack $1 million mark.

Houston PGA TOUR Event Champions on Parade

2000
Robert Allenby TPC at The Woodlands
Birthdate: July 12, 1971 Birthplace: Melbourne, Australia
Money list finish: (16th) $1,968,685

Defeated Craig Stadler on the fourth hole of sudden-death for his first PGA TOUR victory … Playoff was the longest to date since the tournament moved to the TPC in 1985 … Gritty up-and-down for bogey from 100 yards after hitting approach into hazard extended playoff when Stadler three-putted first playoff hole (No. 18)… Entered victory circle thanks to par-4 on 10th hole when Stadler bogeyed… Second career win came at the Advil Western Open that summer … Became second consecutive Aussie champion and fifth Australian winner overall, joining best friend Stuart Appleby (1999), David Graham (1983), Bruce Crampton (1973, 1975) and Bruce Devlin (1972) … Finished second behind Tiger Woods in par-5 birdie leaders (50.8%) and fifth in total driving statistic.

1999
Stewart Appleby TPC at The Woodlands
Birthdate: May 1, 1971 Birthplace: Cohunga, Australia
Money list finish: (25th) $1,359,724

Final round of 71 was the highest final round by a winner in 15 years at the TPC at The Woodlands course…Started the final round 2 strokes behind Hal Sutton…Defeated John Cook by one stroke shooting 70-68-70-71 for a 72-hole total 279…Third Tour victory for Appleby…The first victory after the untimely death of his wife…Played in 29 tournaments making 21 cuts…Finished in the top 10 five times and the top 25 12 times in 1999…Finished 7th on Tour in Par 5 birdie leaders (43.4%)…The President's Cup 1998.

1998
David Duval TPC at The Woodlands
Birthdate: November 9, 1971 Birthplace: Jacksonville, Florida
Money list finish: (1st) $2,591,031

Shot an incredible 64 in the final round to defeat Jeff Maggert by one stroke…Four day total of 276 included rounds of 69-70-73-64…Also, in 1998, won the Tucson Chrysler Classic, NEC World Series of Golf and the Michelob championship at Kingsmill…Earned the Byron Nelson Award, the Vardon Trophy for low scoring average (69.13), and the Arnold Palmer Award for earnings (PGA Tour record $2,591,031)…Led the Tour with four victories…Won 7 tournaments over a 12-month period…Joined Calvin Peete (1982-83) as the only player to win back-to-back Michelob Championships at Kingsmill…Finished the year 1st in birdie average (4.29), scoring average (69.13), par breakers (24.4%), par 4 birdie leaders (19.4%), and birdie conversion (34.6%)…Member of the Walker Cup 1991, The Presidents Cup (1996, 1998), Ryder Cup (1999)…Won the Tour Championship in 1997 and the THE PLAYERS Championship 1999.

1997
Phil Blackmar TPC at The Woodlands
Birthdate: September 22, 1957 Birthplace: San Diego, California
Money list finish: (32nd) $642,400

Shared the lead after the third round with Kevin Sutherland after shooting 68-71-67…Defeated Kevin Sutherland on the first hole in the playoff…Third career win…Last win was the 1988 Provident Classic…Finished in the top 10 three times in 1997…Finished 3rd on Tour in birdie conversion (33.1%), 6th in putts per round (28.38) and 8th in putting average (1.747).

1996
Mark Brooks TPC at The Woodlands
Birthdate: March 25, 1961 Birthplace: Fort Worth, Texas
Money list finish: (3rd) $1,429,396

Trailed by one stroke after shooting a 66 on the first day…A 68 on the second day put him one stroke up on Tommy Tolles, Mike Springer and Doug Martin…The fourth round started with Brooks two behind Jeff Maggert, however, a round of 70 on the final day put him in a playoff with Maggert where he captured the title with a 50-foot putt for birdie on the first playoff hole…Won three times in 1996 - Bob Hope Chrysler Classic, Shell Houston Open, and the PGA Championship…Made cuts in 23 of 29 tournaments…Finished 6th on Tour in total birdies (373) and 9th in top 10 finishes (8)…Member of The Presidents Cup 1996.

1995
Payne Stewart TPC at The Woodlands
Birthdate: January 30, 1957 Birthplace: Springfield, Missouri
Money list finish: (12th) $866,219

Won his 9th career Tour title…Came from seven strokes back on the final day to tie Scott Hoch and force a playoff…Stewart won the playoff on the first hole…He finished the year ranked 6th in putting and made 22 cuts out of 27 tournaments…Finished in the top 10 six times and the top 25 fifteen times in 1995…1991 and 1999 U.S. Open champion…1989 PGA Championship winner…1999 Ryder Cup Team.

Houston PGA TOUR Event Champions on Parade

1994
Mike Heinen TPC at The Woodlands
Birthdate: January 17, 1967 Birthplace: Rayne, Louisiana
Money list finish: (40th) $390,963

Heinen trailed by two after the second round behind Tom Kite but took the lead with Kite and Jeff Maggert after the third round with a 69…His four day total of 67-68-69-68-272 was three strokes better than second place finishers Hal Sutton, Jeff Maggert and Tom Kite…This was his first Tour win…Finished second on the money list for rookies only behind Ernie Els…Other top 10 finishes in 1994 included 7th at the NEC World Series of Golf and tied for 10th at the B.C. Open…Finished tied for 9th in total driving accuracy and 10th in driving distance (275.3).

1993
Jim McGovern TPC at The Woodlands
Birthdate: Feb. 5, 1965 Birthplace: Teaneck, New Jersey
Money list finish: (27th) $587,495

This 54-hole tournament was plagued by rain, lightning, and fog…After 36 holes, McGovern trailed Blaine McCallister by two but was able to pull out the win after 54-holes and a two-hole playoff over John Huston…The last six holes saw back-to-back bogeys, an eagle on 15 and a par on 18 to give McGovern the tie with Huston…McGovern birdied the second hole for the win…First Tour victory…Other top 10- finishes in 1993 - tied for 4th at Memorial and tied for 6th at the Honda Classic…Finished the year 2nd on tour in birdies with 412 and 9th in eagles with 10.

1992
Fred Funk TPC at The Woodlands
Birthdate: June 14, 1956 Birthplace: Takoma Park, Maryland
Money list finish: (34th) $416,930

Funk's third round course record 62 gave him a 14-under par total of 202 and a one-shot lead over defending champion Fulton Allem…First Tour victory…Ranked 5th in driving accuracy on tour with a .788 rating and 5th in driving accuracy (78.9%)…The 62 also earned him a $5,000 credit balance from Hilton as part of the Hilton Course Record Challenge.

1991
Fulton Allem TPC at The Woodlands
Birthdate: September 15, 1957 Birthplace: Kroonstad, South Africa
Money list finish: (71st) $229,702

Rounds of 71-69-67-66 gave Allem a 1-shot victory over Billy Ray Brown, Tom Kite, and Mike Hulbert…The tournament was delayed from April until October due to weather…Barely made the cut by two strokes…Trailed Jeff Maggert by 10 strokes after the first two rounds…Played the last 36-holes in 11-under par…Other top 10 finish in 1991 was an 8th place at the Buick Classic…Finished ranked 5th in driving accuracy (76.9%) and 7th in total driving (.820).

1990
Tony Sills TPC at The Woodlands
Birthdate: December 5, 1955 Birthplace: Los Angeles, California
Money list finish: (61st) $243,350

The tournament was shortened to 54-holes due to weather…Sills first Tour victory saw him shoot a 67-72-65 to defeat Gil Morgan in a playoff on the first hole with a par while Morgan three-putted from 45 feet…He birdied four of the last five holes to force the playoff…Miraculous save on the 7th hole when he hit a 4-iron approach shot that skipped off the water and over the wood pilings…Other top 10 finish in 1990 was a 7th place at the Nissan Los Angeles.

1989
Mike Sullivan TPC at The Woodlands
Birthdate: January 1, 1955 Birthplace: Ocala, Florida
Money list finish: (47th) $273,963

Nine years between first win (1980 Southern Open) and Houston…Barely made the cut with a 76 and 71 on the first two days of play…Started the final round 7 strokes behind the leader Mike Donald…Birdied 8 holes and bogeyed 18 on the final day shooting a 65 to win by one stroke over Craig Stadler…Waited in the clubhouse for 1 ½ hours for the tournament to finish and realize he had won…First time a player won the event with a 76 on his card…Also finished tied for 5th at the Kmart Greater Greensboro Open 9n 1989.

1988
Curtis Strange TPC at The Woodlands
Birthdate: January 30, 1955 Birthplace: Norfolk, Virginia
Money list finish: (1st) $1,147,644

Only player to win the Houston Open for the third time (1980 and 1986)…Shot a 66 in the third round to take the lead with Greg Norman…Birdied the final hole to finish with a 67 and a tie with Norman…Birdied the third playoff hole with a 25-foot putt to defeat Norman…Won all three Houston Opens in a playoff (Lee Trevino 1982 and Calvin Peete 1986)…Also won the Memorial Tournament, the U.S. Open, THE TOUR Championship and Nabisco Championships in 1988…First on the money list for the 2nd year in a row and three of the last four years…First PGA Tour player to reach $1 million in season earnings…Finished 3rd in driving accuracy (76.7%)…Made 22 cuts in 24 tournaments…Won the U.S. Open again 1989 for back-to-back victories…Member of World Amateur Team, 1974…Walker Cup, 1975…Ryder Cup, 1983, 1985, 1987, 1989, and 1995.

1987
Jay Haas TPC at The Woodlands
Birthdate: December 2, 1953 Birthplace: St. Louis, Missouri
Money list finish: (37th) $270,347

Sixth career win…Came from three shots down on the final day to tie and force a playoff…Holed a 65-foot putt on the final hole to force a playoff with Buddy Gardner…He later admitted he was really just trying to lag the putt for par but put to much on it and it hit the back of the cup and fell in…Won with a par on the first extra hole as Gardner missed a two-foot putt for par…Rounds of 69-69-71-67-276 put him in the playoff…Finished ranked 13th on Tour for All-Around (387)…Member of the Walker Cup, 1975…Ryder Cup, 1983 and 1985…The Presidents Cup, 1994.

1986
Curtis Strange TPC at The Woodlands
Birthdate: January 30, 1955 Birthplace: Norfolk, Virginia
Money list finish: (32nd) $237,700

Won the Houston Open for the second time (1980 was his first win)…Finished the first round putting with a pitching wedge because he broke his putter slamming it against a bridge on the 13th hole…Shot a 66 on the final day to tie Calvin Peete and force a playoff…Won the playoff with a birdie on the third hole…Three-day total 72-68-68-66-274…Other top 10 finishes in 1986 included a tie for 5th at Hertz Bay Hill Classic, 6th at the Kemper Open, tie for 6th at the Canon-Sammy Davis Jr., Greater Hartford Open, tie for 7th at the Bank of Boston Classic, and a tie for 9th at the Canadian Open… First PGA Tour player to reach $1 million in season earnings…Won the U.S. Open in 1988 and 1989 for back-to-back victories…Member of World Amateur Team, 1974…Walker Cup, 1975…Ryder Cup, 1983, 1985, 1987, 1989, and 1995.

1985
Ray Floyd TPC at The Woodlands
Birthdate: September 4, 1942 Birthplace: Fort Bragg, North Carolina
Money list finish: (5th) $378,989

Three rounds of 69 gave Floyd the Houston Open title…His 277 total was one stroke better than second place David Frost and Bob Lohr and gave him his first win in 2 ½ years…Other top finishes in 1985 included a loss in a playoff at the Manufacturers Hanover Westchester Classic and a 2nd place in the Masters…Ended the year 3rd in putting (28.77), 5th in par breakers (20.6%), 5th in scoring average (70.53), 5th in birdie conversion (30.3%) and 7th in sand saves (57.9%)…Made cuts in 20 0f 22 tournaments entered…Nine top 10 finishes…22 Tour victories including two PGA Championships, 1969 and 1982 and one Masters, 1976…Won the 1986 U.S. Open and THE PLAYERS Championship, 1981…Member of 8 Ryder Cup teams, 1969, 1975, 1977, 1981, 1983, 1985, 1991, and 1993…Ryder Cup Captain, 1989…Inducted into the World Golf Hall of Fame, 1989.

1984
Corey Pavin TPC at The Woodlands
Birthdate: November 16, 1959 Birthplace: Los Angeles, California
Money list finish: (18th) $260,536

Came from two strokes back to win the Houston Coca-Cola Open shooting a 68 on each of the last three days…Birdie No. 14 on the final day while Buddy Gardner bogeyed it for a two-shot swing…Defeated Gardner by one stroke…Went on to win more money than any other first-year player in the history of the Tour…Also in 1984 finished 2nd at the Phoenix Open and the Southern Open, tied for 5th at the Canadian Open and tied for 9th at the Western Open…Finished the year 4th on Tour in birdies (384) and 4th in consecutive cuts made (13)…1995 U.S. Open champion…Member of the Walker Cup, 1981…Ryder Cup, 1991, 1993, and 1995…The Presidents Cup, 1994, and 1996.

1983
David Graham The Woodlands Country Club
Birthdate: May 23, 1946 Birthplace: Windsor, Australia
Money list finish: (11th) $244,924

Came from 5 strokes back on the final day to win the Houston Coca-Cola Open by 5 strokes over Lee Trevino, Lee Elder, and Jim Thorpe…A final round 64 clenched the victory for Graham…His scores for the four-day event were 66-72-63-64-265…Started the third round with a 9 on the first hole after hitting three trees and then landing in the bunker…Played the rest of the front nine that day in 4 under…On the final day pulled off a 13-stroke turnaround…Ten top 10 finishes in 23 starts in 1983…Past PGA Championship winner (1979) and U.S. Open Championship winner (1981)…Finished 2nd at the Memorial Tournament and 3rd at LaJet Coors Classic in 1983…Finished 15th on Tour in driving distance and 6th in top 10 finishes (10).

1982
Ed Sneed The Woodlands Country Club
Birthdate: August 6, 1944 Birthplace: Roanoke, Virginia
Money list finish: (23rd) $148,170

Entered the tournament on a sponsor's exemption…Shot an opening round of 64 to take a 1-shot lead over Scott Hoch…Sneed lost his lead by the end of the third round and trailed Bob Shearer by 5 strokes…Shot a 70 on the final day to tie Shearer and force a playoff…Birdies the first extra hole (par 3 15th) to win…Five top 10 finishes in 1982.

1981
Ron Streck The Woodlands Country Club
Birthdate: July 17, 1954 Birthplace: Tulsa, Oklahoma
Money list finish: (29th) $114,895

Second Tour victory…54-hole tournament shortened due to the weather…Rounds of 68-68 on the first two days followed by a tournament-record 62 in the third round to give him a 2-stroke victory over Hale Irwin and Jerry Pate…The final round was rescheduled for Monday and then cancelled…Finished four times in the top 10 in 1981.

1980
Curtis Strange The Woodlands Country Club
Birthdate: January 30, 1955 Birthplace: Norfolk, Virginia
Money list finish: (3rd) $271,888

Won both the Michelob Houston Open and the Manufacturers Hanover-Westchester Classic in 1980…Shot a course record second round 63 with a 29 on the back nine…Strange had a six stroke lead after the third round over Lee Trevino…Trevino shot a 65 on the final day to tie Strange who shot a 71…A 15-foot birdie putt on the first extra hole gave Strange the victory…Nine top 10 finishes in 1980…Finished the year ranked 2nd in birdies (382), 5th in greens in regulation (70.5%), 8th in top 10 finishes (9) and 8th in scoring (70.90)… First PGA Tour player to reach $1 million in season earnings…Won the U.S. Open in 1988 and 1989 for back-to-back victories…Member of World Amateur Team, 1974…Walker Cup, 1975…Ryder Cup, 1983, 1985, 1987, 1989, and 1995.

1979
Wayne Levi The Woodlands Country Club
Birthdate: February 23, 1953 Birthplace: Little Falls, New York
Money list finish: (20th) $141,612

First individual Tour victory…Shot a course record 63 in the third round to start the 36-hole Sunday finish…His 197 after 54-holes was the lowest on Tour during 1979…Started the final round with a three-shot lead and shot a 71 to defeat Mike Brannan by two strokes…Six top ten finishes included a 2nd place at San Diego in 1979.

1978
Gary Player The Woodlands Country Club
Birthdate: November 1, 1953 Birthplace: Johannesburg, South Africa
Money list finish: (9th) $177,336

Player's first round 64 established a new tournament record at this course…His round included five birdies on the front nine and a 50-foot putt on No. 14…His second round 67 gave him a 1-stroke lead over Andy Bean and Bob Murphy before he was to lose the lead after the third round…His two-day total 131 was the best 36-hole total on Tour …Player was five shots back with 14 holes to play when he made his move… A 69 (with birdies on two of the last three holes) on the final day gave Player a 1-stroke victory over Bean…With the Houston Open, Player won his 3rd straight tournament in a row…His streak started at the Masters, followed by the Tournament of Champions and lastly the Houston Open…He was only the 10th man to ever win three straight events on the PGA Tour…Also won the 1961, 1974, and 1978 Masters, 1962 and 1972 PGA Championship, 1965 U.S. Open Championship, the 1969 Tournament of Champions and 1959, 1968, and 1974 British Open…Inducted into the World Golf Hall of Fame, 1974.

1977
Gene Littler The Woodlands Country Club
Birthdate: July 31, 1930 Birthplace: San Diego, California
Money list finish: (17th) $119,759

Littler shot a second round 65 to put him in a tie with George Burns and George Knudson…A 60-foot putt for eagle on No. 16 and five birdies helped him to score the 65…His third round 67 gave him a 5-stroke lead over Burns…He needed only 27 putts in the third round…He finished the tournament shooting 74 to win by three-strokes over Lanny Wadkins and Chi Chi Rodriguez…Distinction of being the oldest player to win the Houston Open…Won only five years after undergoing surgery for cancer of the lymph glands…Also finished 2nd at the Tucson Open and tied for 4th at the Heritage Classic in 1977…1953 U.S. Amateur Champion, 1955, 1956 and 1957 Tournament of Champions winner, and 1961 U. S. Open winner…1972 Canadian Open champion…Ryder Cup, 1961-1975…The Houston Open was his last official victory in his 25-year career…Inducted into the World Golf Hall of Fame, 1990.

1976
Lee Elder The Woodlands Country Club
Birthdate: July 14, 1934 Birthplace: Dallas, Texas
Money list finish: (21st) $113,263

Won his second PGA tournament and eclipsed the $100,000 mark in earnings for the year…Was the first black player to win a PGA Tour event in Texas…Started the 36-hole Sunday (rains cancelled the Saturday round and forced 36 holes on Sunday) six strokes behind the leaders…Shot a 67 in the 3rd round to get to with one shot…A 69 in the afternoon gave him the win by one stroke over Forrest Fezler…Seven top 10 finishes in 1976…Twenty-seven rounds in the sixties in 1976…Finished 2nd at the Pensacola Open and 4th in New Orleans the week before the Houston Open…Distinction of being the first black player to play in the Masters in 1975.

1975
Bruce Crampton The Woodlands Country Club
Birthdate: September 28, 1935 Birthplace: Sydney, Australia
Money list finish: (10th) $132,532

Third round of 66 moved Crampton into the lead at 12 under, one stroke ahead of Gil Morgan…He went on to defeat Morgan by two strokes with only five bogeys in the 72 holes…Second victory in Houston with the first coming in 1973 when he won 4 tournaments that year…Made his Tour debut in the Houston Open in 1957… Won the Vardon Trophy (1973 and 1975 - both years in which he won the Houston Open), the first international player to win the award since Harry Cooper in 1937…Finished 2nd in the PGA Championship in 1975.

1974
Dave Hill Quail Valley Golf Club
Birthdate: May 20, 1937 Birthplace: Jackson Michigan
Money list finish: (11th) $133, 674

Second round leader with Steve Melnyk after shooting a 67…Shot a 74 in the morning round of the final day and then a 65 to defeat Andy North, Rod Curl, and Steve Melnyk by one stroke…The final round 32-33-65 gave him the course record with eight birdies…Nine top ten finishes in 1974 including a tie for 2nd at the Sahara Invitational, 3rd at both the Kemper Open and Pleasant Valley and a tie for 3rd at the Greater Milwaukee and the PGA in 1974…Won the Memphis Open four times in his career…Ryder Cup, 1969, 1973, 1975…Vardon Trophy winner, 1969.

1972
Bruce Devlin Westwood Country Club
Birthdate: October 10, 1937 Birthplace: Armidale, Australia
Money list finish: (11th) $112, 738

Shot a 67 in the third round to take a 2-shot lead over Hale Irwin…Fourth round on Sunday was rained out and reschedule for Monday…Went on to shoot a 72 to win the tournament by two strokes over Doug Sanders, Tommy Aaron, and Lou Graham…Played in 21 tournaments with two first place finishes, one second and a total of seven top ten finishes in 1972.

1971
Hubert Green Champions Golf Club
Birthdate: December 28, 1946 Birthplace: Birmingham, Alabama
Money list finish: (29th) $73,439

First Tour victory for rookie Green…Shooting a 69 in the second round gave Green the lead until DeWitt Weaver shot a 69 to take the lead after the third round…Green went on to shoot a 71 in the final round to tie Don January and take the tournament into a playoff…A 12-foot birdie putt on the first playoff hole (No.1) sealed the victory over January…Neither player had birdied the hole in regulation…Five top ten finishes including 2nd at New Orleans, 3rd at Tallahassee, and tied for 4th at the Hawaiian and Hartford in 1971…1977 U.S. Open Champion, 1985 PGA Championship winner.

1970
Gibby Gilbert Champions Golf Club
Birthdate: January 14, 1941 Birthplace: Chattanooga, Tennessee
Money list finish: (27th) $65, 618

Won the Houston/Champions International on the third playoff hole over Bruce Crampton…On the final hole of regulation Gilbert hit a 3-iron four feet from the flagstick and made birdie to force a playoff…They were tied after 72 holes at 2-under 282…This was Gilbert's first win in his third year on Tour…Two years later Gilbert thought of quitting the Tour but his sponsor convinced him to stay awhile longer…He shot a course record 62 in the World Open at Pinehurst…Also finished 2nd at the Canadian Open…Tournament note: 57-year old Ben Hogan finished tied for 9th in his last Houston Open.

1969
Orville Moody Champions Golf Club
Birthdate: December 9, 1933 Birthplace: Chickasha, Oklahoma
Money list finish: (21st) $79,176

Started the final round three shots behind Miller Barber…Shot a 72 in the final round to defeat Deane Beman, Al Geiberger and Bob Rosburg by one stroke to win the U.S. Open Championship (his only career individual win on the PGA Tour) at Champions Golf Club…Also won the World Series of Golf…Finished 2nd at Greensboro and 3rd at the Florida Citrus Open in 1969…This was only his second year on Tour (after 14 years in the army) and claims to have never taken a golf lesson…If he had not won the U.S. Open, Moody was determined to re-join the U.S. Army…PGA Player of the Year, 1969.

1968
Robert de Vicenzo Champions Golf Club
Birthdate: April 19, 1923 Birthplace: Buenos Aires, Argentina
Money list finish: (33rd) $46,049

Scored two eagles on the front nine of the first day…Started the last seven holes three shots behind Lee Trevino…de Vicenzo shot par on the last two holes while Trevino made bogey on both…He shot a 68 in the final found to take a one-stroke victory over Trevino…Reigning British Open Champion when he won the Houston Open…Signed a wrong scorecard at the Masters the month before the Houston Open to lose the Masters…The correct totals would have put him in a tie and a playoff…Inducted into the World Golf Hall of Fame, 1989.

1967
Frank Beard Champions Golf Club
Birthdate: May 1, 1939 Birthplace: Dallas, Texas
Money list finish: (7th) $105,779

Started the tournament with a 67 to share the lead with Dan Sikes and George Archer on the first day…Had to overcome a three shot deficit behind Arnold Palmer in the final round to win…Trailed by 3 shots after 10 holes on the final day…On hole No. 12, Beard chipped in for birdie while Arnold Palmer three-putted for bogey…Palmer then bogeyed No. 14 and Beard pulled even…A birdie from 20 feet on the last hole secured the victory for Beard…Beard shot a 67 to defeat Palmer by one stroke…The top 20 money winners on Tour played in the Houston Open in 1967…Tournament note: Jack Nicklaus, Cary Middlecoff, and Al Geiberger were assessed a two-stroke penalty each for slow play…1967 and 1970 Tournament of Champions winner…Ryder Cup, 1969 and 1971.

1966
Arnold Palmer Champions Golf Club
Birthdate: September 10, 1929 Birthplace: Latrobe, Pennsylvania
Money list finish: (3rd) $110,468

Second time to win at Houston with the first win coming in 1957…Started the final round one shot behind Gardner Dickinson…Rolled in a 12-foot putt on the final hole to win…Shot a final round 69 to defeat Dickinson by one stroke…Tournament was rescheduled from March to November due to heavy rains…This delay meant that the Houston Open was the deciding tournament on who would be the winner on the money list…Masters Champion (1958, 1960, 1962, and 1964), U. S. Open Champion (1960), British Open Champion (1961 and 1962)…Member of 6 World Cups (1960, 1962, 1963, 1964, 1966, and 1967), Ryder Cup (1961, 1963, 1965, 1967, 1971, and 1973), Ryder Cup Captain (1963 and 1975), The Presidents Cup Captain (1996)…Vardon Trophy winner, 1961, 1962, 1964, 1967…Leading money winner on the PGA Tour, 1958, 1960, 1962, 1963…Professional Golfer of the Year, 1960 and 1962…U.S. Amateur Champion, 1954…World Cup victories, 1960, 1962, 1963, 1964, 1966, 1967…Inducted into the World Golf Hall of Fame, 1974.

1965
Bobby Nichols Sharpstown Country Club
Birthdate: April 14, 1936 Birthplace: Louisville, Kentucky
Money list finish: (12th) $54,237

Second-time winner after winning the Houston Open in 1962…A third round 67 put Nichols in the lead with Bert Yancey to start the final round…He then went on to shoot a 70 to defeat Bruce Devlin and Chi Chi Rodriguez by one stroke…PGA Championship winner (1964) when a shot a record 271…Canadian Open champion, 1974…Ryder Cup, 1967.

1964
Mike Souchak Sharpstown Country Club
Birthdate: May 10, 1927 Birthplace: Berwick, Pennsylvania
Money list finish: (10th) $39,559

Second time to win the Houston Open…Also won in 1955…Shared the lead after shooting a 68 in the third round with Jack Nicklaus…Tied with Nicklaus after 16 on the final day until Nicklaus hooked his tee shot into the trees for bogey and Souchak made par…Shot a 70 to defeat Nicklaus by one stroke…Four time winner in Texas (Texas Open in San Antonio, Colonial in Fort Worth, Houston Open twice)…Tournament of Champions winner, 1959…Ryder Cup, 1959 and 1961…Top 10 money winners, 1955, 1956, 1959, 1960, 1964.

1963
Bob Charles Memorial Park Golf Course
Birthdate: March 14, 1936 Birthplace: Carterton, New Zealand
Money list finish: (27th) $23, 637

First Tour victory…First PGA Tour event to be won by a left-handed golfer…With a 66-66 in the second and third rounds, Charles started the final round with a three stroke lead over Jack Nicklaus…His final round of 69 gave him a one shot victory over Fred Hawkins…Beat the previous Houston Golf Classic at Memorial Park scoring record by 5 stokes with rounds of 67-66-66-69… Earned a $1,000 bonus for winning the tournament without a playoff…Also won the U.S. Lefthanders Open earlier in the year by 21 strokes…1968 Canadian Open champion…1963 British Open champion - becoming the first left-handed golfer to win a major championship…1968 Canadian Open champion.

1962
Bobby Nichols Memorial Park Golf Course
Birthdate: April 14, 1936 Birthplace: Louisville, Kentucky
Money list finish: (9th) $34,312

Second Tour victory in five weeks after winning the St. Petersburg Classic earlier in the year…Started the final round two shots behind tournament leader Jack Nicklaus (PGA Tour rookie)…Defeated Sikes on the first hole of a sudden-death playoff after a three-way 18-hole playoff ended in a two-way tie…While Sikes birdie the playoff hole, Nichols eagled it after driving into the rough…He hit a 4-wood to within 10 feet of the cup and holed the putt for eagle…Nicklaus was eliminated in the playoff after 18 holes… PGA Championship winner (1964) when he shot a record 271…Canadian Open champion, 1974…Ryder Cup 1967.

1961
Jay Hebert Memorial Park Golf Course
Birthdate: February 14, 1923 Birthplace: St. Martinville, Louisiana
Money list finish: (5th) $35,583

Final round of 67 put Hebert into a tie with Ken Venturi…On the final hole of regulation Hebert three-putted while Venturi sank a 15-foot birdie putt to send the tournament into sudden death…Hebert defeated Venturi on the first hole of sudden death after an 18-hole playoff ended in a tie…Hebert birdied the par 5 No. 1 hole while Venturi shot par when his drive hit a spectator…Both Venturi and Hebert shot 69 in the playoff…Defeated Gary Player in sudden death playoff at the American Golf Classic…1960 PGA champion one year after his brother Lionel Hebert won the same tournament, becoming the only brothers ever to win national championships…Ryder Cup, 1959 and 1961…Ryder Cup Captain, 1971.

1960
Bill Collins Memorial Park Golf Course
Birthdate: September 23, 1928 Birthplace: Meyersdale, Pennsylvania
Money list finish: (9th) $26,496

Took the lead after the first round with Arnold Palmer shooting a 66…Collins lead the rest of the way with a 71-68-75…His 75 (the highest final-round score ever by a winner of a Houston PGA Tour event) let Palmer back in as they tied after regulation…Each player missed a birdie putt on 18 to send the tournament into sudden death…Collins defeated Palmer in an 18-hole playoff shooting a 69 to Palmer's 71 on Tuesday…The tournament had been rained out on Friday and the final round in regulation was played on Monday…Won the tournament playing with a driver he had borrowed since he had broken his earlier in the year…Ryder Cup, 1961.

1959
Jack Burke, Jr. Memorial Park Golf Course
Birthdate: January 29, 1923 Birthplace: Fort Worth, Texas
Money list finish: (31st) $12,459

Won the Houston Open for the second time…The first win came in 1952 also at Memorial Park Golf Course…Rounds of 69-66-72-70 put Jack Burke, Jr. in a tie for the lead with Julius Boros after 72 holes…Burke defeated Boros in an 18-hole playoff shooting a 64 (the lowest score ever recorded in the playoff of a PGA Tour event)…Birdied No. 1 and then birdied five holes in a row starting with No. 4 on his way to a front-nine 30 in the playoff…Finished the back nine with birdies on 13 and 15…Boros shot a 69…Burke opened Champions Golf Club the day after winning the Houston Open…Masters champion, 1956…PGA Championship winner, 1956…Professional Player of the Year, 1956…Vardon Trophy winner, 1952…Ryder Cup Captain, 1957…Ryder Cup, 1951, 1953, 1955, and 1959… Inducted into the World Golf Hall of Fame, 2000.

1957
Arnold Palmer Memorial Park Golf Course
Birthdate: September 10, 1929 Birthplace: Latrobe, Pennsylvania
Money list finish: (5th) $27, 803

Birdies on the first three holes set up Palmer's score of 67 on the first day of the tournament…Started the third round four shots off the lead as Gene Bone shot a 67 to take the lead…Finishing with a 69 (the only sub-par round of the day), Palmer defeated Doug Ford by one stroke…The win was Palmer's first in eight months… Masters Champion (1958, 1960, 1962, and 1964), U. S. Open Champion (1960), British Open Champion (1961 and 1962)…Member of 6 World Cups (1960, 1962, 1963, 1964, 1966, and 1967), Ryder Cup (1961, 1963, 1965, 1967, 1971, and 1973), Ryder Cup Captain (1963 and 1975), The Presidents Cup Captain (1996)…Vardon Trophy winner, 1961, 1962, 1964, 1967…Leading money winner on the PGA Tour, 1958, 1960, 1962, 1963…Professional Golfer of the Year, 1960 and 1962…U.S. Amateur Champion, 1954…World Cup victories, 1960, 1962, 1963, 1964, 1966, 1967… Inducted into the World Golf Hall of Fame, 1974.

1956
Ted Kroll Memorial Park Golf Course
Birthdate: August 4, 1919 Birthplace: New Hartford, New York
Money list finish: (1st) $72,836

Kroll shot a 67 in the third round to share a one shot lead with Jerry Barber…He never gave up the lead as we went on to shoot 71-69 to defeat Jack Burke, Jr. and Dave Douglas by three strokes…Kroll was the only player to break par in each of his four rounds…A break on No. 17 help him to win as an errant shot struck a spectator and bounced back in front of the green…Also won in Tucson, the St. Paul Open and the World Championships in 1956…Canadian Open champion, 1962…Ryder Cup, 1953, 1955, and 1957…Vardon Trophy winner, 1956.

1955
Mike Souchak Memorial Park Golf Course
Birthdate: May 10, 1927 Birthplace: Berwick, Pennsylvania
Money list finish: (4th) $29,462

Won the Texas Open in San Antonio the week before the Houston Open for back-to-back victories…In San Antonio opened with a 27 on the back-nine and a 60 for a PGA record…Won the Houston Open by shaving 4 strokes off the tournament record…Started the final round 4 shots behind Jerry Barber…Shot rounds of 70-71-67-65 to win by two strokes over Barber…Also in 1955 won the Texas Open with a PGA Tour record 60-8-64-65-257… Tournament of Champions winner, 1959…Ryder Cup, 1959 and 1961…Top 10 money winners, 1955, 1956, 1959, 1960, and 1964.

1954
Dave Douglas Memorial Park Golf Course
Birthdate: January 1, 1918 Birthplace: Philadelphia, Pennsylvania
Money list finish: (18th) $12,440

Started the final day trailing Fred Haas, Jr. by one shot…Shot a 67 to defeat Cary Middlecoff by two strokes…A tournament total of 277 won the Houston Open for the fifth time in only eight years…Canadian Open champion, 1953…Ryder Cup, 1953.

1953
Cary Middlecoff Memorial Park Golf Course
Birthdate: January 6, 1921 Birthplace: Halls, Tennessee
Money list finish: (5th) $19,447

Won for the second time with his first win coming in 1950 at Brae-Burn Country Club…Led the tournament from the first to the last round…Middlecoff and Al Besselink shot 5-under par to take a 2-shot lead after the first round…The second round ended with Middlecoff and Mike Homa tied for the lead at 5-under par, 2 shots ahead of the field…Middlecoff shot a 72 to finish the third round one shot over Shelley Mayfield and Bill Nary…A missed three-foot putt on the final hole gave Middlecoff a 72 and put him in a five-way tie for the lead with Mayfield, Jim Ferrier, Earl Stewart, Jr. and Bill Nary…Middlecoff won the 18-hole playoff shooting a 69 in the rain…U.S. Open winner, 1949 and 1956…Masters champion, 1955…Vardon Trophy winner, 1956…Ryder Cup, 1953, 1955, and 1959… Inducted into the World Golf Hall of Fame, 1986.

1952
Jack Burke, Jr. Memorial Park Golf Course
Birthdate: January 29, 1923 Birthplace: Fort Worth, Texas
Money list finish: (3rd) $21,003

The second round saw Jack Burke, Jr. shoot a 67 to take a two shot lead over Ed Oliver…Burke fired a 69 in the third round to take a five shot lead over Oliver and never looked back…A 72 in the final round gave Burke a 6 stroke victory over amateur Frank Stranahan…Only five players broke par on Sunday…Burke rolled in an 18-foot birdie putt on 18 to seal the win… Also in 1952 won the Texas Open, Baton Rouge Open, and Petersburg Open…Masters champion, 1956…PGA Championship winner, 1956…Professional Player of the Year, 1956…Vardon Trophy winner, 1952…Ryder Cup Captain, 1957…Ryder Cup, 1951, 1953, 1955, and 1959… Inducted into the World Golf Hall of Fame, 2000.

1951
Marty Furgol Memorial Park Golf Course
Birthdate: January 5, 1918 Birthplace: New York Mills, New York
Money list finish: (11th) $9,854

Rounds of 69-67-72 sent Furgol into the final round one shot behind Lew Worsham…A final round of 69 gave Furgol the win, one stroke better than Jack Burke, Jr…Second place finish at Harlingen in 1951…Western Open champion, 1951…Ryder Cup, 1955.

1950
Cary Middlecoff Brae-Burn Country Club
Birthdate: January 6, 1921 Birthplace: Halls, Tennessee
Money list finish: (6th) $18,205

Middlecoff got things going in the second round when he posted a 66 and a two-shot lead over Ed Furgol…His 30-foot putt for eagle on No. 9 set the pace for birdies on 11, 12, 14, and 15…His score of 69 in the third round gave the dentist-golfer from Memphis a 3-shot lead over Rod Munday…The final round saw Middlecoff shoot a 71 with a 30-foot birdie putt on No. 15 and another birdie on the final hole for a 3-shot win over Pete Cooper… U.S. Open winner, 1949 and 1956…Masters champion, 1955…Vardon Trophy winner, 1956…Ryder Cup, 1953, 1955, and 1959… Inducted into the World Golf Hall of Fame, 1986.

1949
John Palmer Pine Forest Country Club
Birthdate: July 3, 1918 Birthplace: Eldorado, North Carolina
Money list finish: (3rd) $24,512

Palmer trailed most of the tournament until the last day when he shot a 67 in the final round to win by one stroke over Cary Middlecoff…The tournament was played with 36 holes on the final day due to weather…Both Middlecoff and Palmer shot 71 in their first 18 holes while Middlecoff could only shoot a 70 to match Palmer's 67…Palmer would have won by two but he missed an 18-inch putt on the final hole for birdie…He was as much as 2 strokes down after rounds two and three before posting the 67 for the win…Won the 1949 World's Championship of Golf by defeating Jimmy Demaret in a playoff 68-70…1952 Canadian Open and 1954 Mexican Open champion…Ryder Cup, 1949.

1947
Bobby Locke Memorial Park Golf Course
Birthdate: November 20, 1917 Birthplace: Transvaal,South Africa
Money list finish: (2nd) $23,938

After shooting a 67 in the second round, Locke shared the lead with Ellsworth Vines and Herman Kaiser…After the third round Locke lead by a shot over Vines shooting a 70…A final round 70 gave Locke the win over Vines and John Palmer by five strokes…Locke was the only player to break par in all four rounds of the tournament…Used only 27 putts on the final day…Second win of the season…Set a 36-hole record in the Tucson Open shooting 62-62…He went on to finish second…Also won the Philadelphia Inquirer Open, Goodall Round Robin Invitational, All American Open, Canadian Open, and Columbus Open in 1947…British Open champion 1949, 1950, 1952 and 1957…Runner up in the 1946 British Open… Inducted into the World Golf Hall of Fame, 1977.

1946
Byron Nelson River Oaks Country Club
Birthdate: February 4, 1912 Birthplace: Waxahachie, Texas
Money list finish: (3rd) $23,504

30 professionals and 12 amateurs played in the first Houston Open (called the Tournament of Champions)…The first round ended with Ben Hogan and Lloyd Mangrum with a one shot lead over Jimmy Demaret…Sam Snead finished third…Amateur Frank Stranahan shot a 68 for a 2-shot lead over Byron Nelson and Hogan…Nelson shot a 67 in the third round for a 2-shot lead over Hogan…His 68 in the final round gave him the win over Hogan by two strokes…Won a record 18 tournaments in 1945 including 11 in succession…17 consecutive rounds under 70…Won 6 more tournaments in 1946…Associated Press Athlete of the Year for two years…Member PGA Hall of Fame, 1953…U.S. Open champion 1939…PGA Championship winner, 1940 and 1945…Masters champion, 1937 and 1942…Top money winner, 1944 and 1945…Vardon Trophy winner, 1939…Inducted into the World Golf Hall of Fame, 1974…Ryder Cup, 1936 and 1947.

Tournament Fun Facts Through the Ages

Youngest player to win the Houston Open: Corey Pavin - 24 years, 4 months and 13 days (he was six days younger than Hubert Green)

Oldest player to win the Houston Open: Gene Littler - 46 years and 9 months

Number of winners in their 20's: 24

Number of winners in their 30's: 30

Number of winners in their 40's: 7

Most common age to win: 36 (6 players in the history of the Houston Open)

International country with most champions: Australia - 6 (Adam Scott, Stuart Appleby, Robert Allenby, David Graham, Bruce Crampton, Bruce Devlin)

Other international champions: Fulton Allem (South Africa), Gary Player (South Africa), Robert de Vicenzo (Argentina), Bob Charles (New Zealand), Bobby Locke (South Africa), Vijay Singh (Fiji).

Number of states that produced Houston Open champions: 17

State that produced the most champions: Texas with 7

Number of champions to be inducted into the World Golf Hall of Fame: 12 — Byron Nelson, Gary Player, Arnold Palmer (two-time champion), Bobby Locke, Cary Middlecoff (two-time champion), Ray Floyd, Robert de Vicenzo, Gene Littler, Jack Burke, Jr. (two-time winner), Curtis Strange, Payne Stewart, Vijay Singh.

Number of champions to have won the Masters: 12 — Byron Nelson, Cary Middlecoff (two-time Houston Open champion), Jack Burke, Jr. (two-time Houston Open champion), Arnold Palmer (two-time Houston Open champion), Gary Player, Ray Floyd, Vijay Singh (two-time Houston Open champion) and Fred Couples.

Number of champions to have won the U.S. Open: 15 — Byron Nelson, Cary Middlecoff (two-time Houston Open champion), Arnold Palmer (two-time Houston Open champion), Orville Moody, Gene Littler, Gary Player, David Graham, Corey Pavin, Ray Floyd, Curtis Strange (three-time Houston Open champion), Payne Stewart.

Number of champions to have to have won the British Open: 7 — Bobby Locke, Bob Charles, Arnold Palmer (two-time Houston Open champion), Robert de Vicenzo, Gary Player, David Duval

Number of champions to have won the PGA Championship: 15 — Byron Nelson, Jack Burke, Jr. (two-time Houston Open champion), Jay Hebert, Bobby Nichols (two-time Houston Open champion), Hubert Green, Gary Player, David Graham, Ray Floyd, Payne Stewart, Mark Brooks, Hal Sutton, Vijay Singh (two-time Houston Open champion).

Number of different names for the Houston Open over the Years: 10 — Shell Houston Open, Independent Insurance Agent Open, Big "I" Houston Open, Houston Open, Houston Coca-Cola Open, Houston Michelob Open, Houston Champions International, Houston Classic, Houston Open International, Tournament of Champions

Number of venues to host the Houston Open: 11 — Redstone Golf Club, TPC at The Woodlands, The Woodlands Country Club, Quail Valley Golf Club, Westwood Country Club, Champions Golf Club, Sharpstown Country Club, Memorial Park Golf Course, Brae-Burn Country Club, Pine Forest Country Club, River Oaks Country Club

Tournament Champions' Ages at time of Tournament Win

Champion	*Birthdate*	*Tournament*	*Total Days*	*Years*	*Months*	*Days*
Johnson Wagner	3/23/80	4/06/08	10,240	28	0	14
Adam Scott	7/16/80	4/1/07	9,754	26	8	16
Stuart Appleby	5/1/71	4/23/06	12,876	34	11	22
Vijay Singh	2/22/63	4/25/04	14,969	41	2	3
Fred Couples	10/3/59	4/27/03	15,880	43	5	24
Vijay Singh	2/22/63	4/31/02	14,244	39	0	9
Hal Sutton	4/28/58	4/22/01	15,700	42	0	22
Robert Allenby	7/12/71	4/30/00	10,520	28	9	18
Stewart Appleby	5/1/71	5/2/99	10,228	28	0	1
David Duval	11/9/71	5/3/98	9,672	26	5	24
Phil Blackmar	8/22/57	5/4/97	14,500	39	8	13
Mark Brooks	3/25/61	5/5/96	12,825	35	1	11
Payne Stewart	1/30/57	4/30/95	13,969	38	3	0
Mike Heinen	1/17/67	5/1/94	9,966	27	3	15
Jim McGovern	2/5/65	5/2/93	10,313	28	2	25
Fred Funk	6/14/56	5/1/92	13,105	35	10	18
Fulton Allem	8/15/57	10/27/91	12,491	34	2	12
Tony Sills	12/5/55	4/1/90	12,536	34	3	27
Mike Sullivan	1/1/55	4/2/89	12,510	34	3	1
Curtis Strange	1/30/55	5/1/88	12,145	33	3	2
Jay Haas	12/2/53	4/26/87	12,198	33	4	24
Curtis Strange	1/30/55	4/27/86	11,410	31	2	28
Ray Floyd	9/4/42	4/28/85	15,577	42	7	24
Corey Pavin	12/16/59	4/29/84	8,901	24	4	13
David Graham	5/23/46	5/8/83	13,499	36	11	16
Ed Sneed	8/6/44	5/9/82	13,790	37	9	3
Ron Streck	7/17/54	5/2/81	9,786	26	9	15
Curtis Strange	1/30/55	5/4/80	9,226	25	3	5
Wayne Levi	2/23/53	5/6/79	9,568	26	2	11
Gary Player	12/1/53	4/23/78	8,909	24	4	22
Gene Littler	7/31/30	5/1/77	17,076	46	9	0

Champion	*Birthdate*	*Tournament*	*Total Days*	*Years*	*Months*	*Days*
Lee Elder	7/14/34	5/2/76	15,268	41	9	18
Bruce Crampton	9/28/35	5/4/75	14,463	39	7	6
Dave Hill	5/20/37	5/12/74	13,506	36	11	23
Bruce Crampton	9/28/35	5/6/73	13,735	37	7	8
Bruce Devlin	10/10/37	5/7/72	12,628	34	6	28
Hubert Green	12/28/46	5/16/71	8,905	24	4	19
Gibby Gilbert	1/14/41	5/10/70	10,708	29	3	27
Orville Moody*	12/9/33	6/15/69	12,972	35	6	6
Robert de Vicenzo	4/19/23	5/5/68	16,453	45	0	16
Frank Beard	5/1/39	5/7/67	10,233	28	0	6
Arnold Palmer	9/10/29	11/20/66	13,585	37	2	10
Bobby Nichols	4/14/36	4/18/65	10,596	29	0	4
Mike Souchak	5/10/27	4/19/64	13,494	36	11	9
Bob Charles	3/14/36	4/23/63	9,901	27	1	9
Bobby Nichols	4/14/36	4/23/62	9,505	26	0	9
Jay Hebert	2/14/23	4/24/61	13,949	38	2	10
Bill Collins	9/23/28	5/1/60	11,543	31	7	8
Jack Burke, Jr.	1/29/23	4/19/59	13,229	36	2	21
Ed Oliver	9/6/16	2/24/58	15,146	41	5	18
Arnold Palmer	9/10/29	2/25/57	10,030	27	5	15
Ted Kroll	8/4/19	2/26/56	13,355	36	6	22
Mike Souchak	5/10/27	2/27/55	10,155	27	9	17
Dave Douglas	1/1/18	3/7/54	13,214	36	2	6
Cary Middlecoff	1/6/21	3/2/53	11,743	32	1	27
Jack Burke, Jr.	1/29/23	2/24/52	10,618	29	0	26
Marty Furgol	1/5/18	2/25/51	12,104	33	1	20
Cary Middlecoff	1/6/21	2/26/50	10,643	29	1	20
John Palmer	7/3/18	2/20/49	11,190	30	7	17
Bobby Locke	11/20/17	5/11/47	10,764	29	5	21
Byron Nelson	2/4/12	5/12/46	12,516	34	3	8

* U.S. Open Championship

The Last Time . . .

Last foreign-born winner: Adam Scott, Australia, Tournament Course, Redstone Golf Cub.

Last foreign-born player to win in a playoff: Robert Allenby, Australia, 2000, Woodlands TPC.

Last time foreign-born players won consecutive events: Australians Adam Scott, 2007, Stuart Appleby, 2006, and Vijay Singh, 2005 and 2004.

Last U.S.-born winner: Johnson Wagner, Amarillo, TX, 2008, Tournament Course, Redstone GC.

Last first-time winner: Johnson Wagner, Amarillo, TX, 2008, Tournament Course, Redstone GC.

Last PGA TOUR rookie-of-the-year winner: Corey Pavin, 1984, Woodlands CC West Course.

THE MAJORS, ETC.

Last same year Masters winner: Gary Player, 1978, Woodlands CC West Course.

Last same year U.S. Open winner: Curtis Strange, 1989, Woodlands TPC.

Last same year British Open winner: Bob Charles, 1963, Memorial Park.

Last same year PGA Championship winner: Vijay Singh, 2004, Redstone Golf Club.

Last same year TOUR Championship winner: Vijay Singh, 2002, Woodlands TPC.

SCORING

Last winner to shoot over par the final round: Gene Littler, 2-over-par 74, 1977, Woodlands CC West Course.

Last winner to shoot even par the final round: Robert Allenby, even-par 72, 2000, Woodlands TPC.

Last winner to break par the final round: Adam Scott, 2007, 6-under-par 66, Tournament Course, Redstone Golf Club.

Last winner to come from behind the last round: Adam Scott, 3 strokes off the lead, 2007, Tournament Course, Redstone Golf Club.

Last winner to set a 72-hole scoring record: Vijay Singh, 22-under-par 266, 2002, Woodlands TPC.

Last winner to set a 54-hole scoring record: Curtis Strange, 195 (66-63-66) 18-under-par, 1980, Woodlands CC West Course.

Last winner to set 36-hole scoring record: Curtis Strange, 129 (66-63) 13-under-par, 1980, Woodlands CC West Course.

Last winner to set 18-hole scoring record: Fred Funk, 10-under-par 62, 1992, Woodlands TPC.

Last winner to shoot four rounds in the 60s: Stuart Appleby, 2006, Tournament Course, Redstone GC (66-67-69-67).

Last winner with one even-par round: Robert Allenby, even-par 72, 2000, Woodlands TPC.

Last winner with two even-par rounds: Bruce Crampton, 1973, par 72, first and fourth rounds, Quail Valley Golf Club.

Last winner with three even-par rounds: Cary Middlecoff, 1953, par 72, second, third and fourth rounds, Memorial Park.

Last winner to open with over-par round: Vijay Singh, 2004, 2-over-par 74, Redstone Golf Club.

Last winner with over-par round: Vijay Singh, 2004, first round 74, Redstone Golf Club.

Last winner with two over-par rounds: David Graham, second-round 1-over-par 72 and third-round 73, 1983, Woodlands CC West Course.

Last winner to make two eagles the last round: David Duval, 1998, Woodlands TPC.

Last winner to finish year No. 1 on money list: Vijay Singh, 2004, Redstone Golf Club.

Last wire-to-wire winner: Johnson Wagner, Amarillo, TX, 2008, Tournament Course, Redstone GC.

PLAYOFFS

Last playoff winner: Vijay Singh, 2005, defeated John Daly with a par on the first hole of sudden death.

Last one-hole playoff: Vijay Singh, 2005, defeated John Daly with a par on the first hole of sudden death.

Last two-hole playoff: Jim McGovern, 1993, defeated John Huston with a birdie on the second hole of sudden-death.

Last three-hole playoff: Curtis Strange, 1988, defeated Greg Norman with a birdie on the third hole of sudden death.

Last four-hole playoff: Robert Allenby, 2000, defeated Craig Stadler with a par on the fourth hole of sudden death.

Last 18-hole playoff: Jack Burke, 1959, defeated Julius Boros 64-69, Memorial Park.

Last 19-hole playoff: Bobby Nichols, 1962, defeated Dan Sikes with an eagle on the 19th hole at Memorial Park. Both shot 1-under-par 71.

Last three-way playoff: Bobby Nichols, 1962, defeated Dan Sikes (with eagle on 19th hole) after Jack Nicklaus was eliminated from an 18-hole playoff by scoring 76 while Nichols and Sikes shot 71.

Last five-way playoff: Cary Middlecoff, 1953, who shot 69 to defeat Shelly Mayfield and Ferrier, who shot 71, Earl Stewart 72 and Bill Nary 75. It was

Last winner to birdie the 72nd hole to get into a playoff: John Daly, 2005, birdied No. 18 but lost to Vijay Singh with a bogey on the first hole of sudden-death.

Last multiple playoff winner: Curtis Strange, 1980 (over Lee Trevino), 1986 (over Calvin Peete), 1988 (over Greg Norman).

WEATHER

Last tournament to finish on a Monday: 2004 Shell Houston Open, Redstone Golf Club.

Last 54-hole tournament: 1993 Shell Houston Open won by Jim McGovern at Woodlands TPC.

Last time tee times were changed due to weather threat: Third round, 2007, Tournament Course, Redstone Golf Club. Start of play delayed by 6 hours due to thunderstorms.

Last time start of round delayed by weather: Third round, 2007, Tournament Course, Redstone Golf Club. Start of play delayed by 6 hours due to thunderstorms.

Last time round canceled by weather: Third round, 1993, Woodlands TPC. Rain and lightning forced cancellation at 4:15 p.m. after 4-hour and 12-minute delay.

Last rainout: 1991 Independent Insurance Agent Open, Woodlands TPC.

Last tournament postponement: 1991 Independent Insurance Agent Open, rescheduled for Oct. 23-27 after April rain out.

EXEMPTIONS

Last sponsors exemption pick to win: Ed Sneed, 1982, Woodlands CC West Course.

2008
SHELL HOUSTON OPEN

TOURNAMENT COURSE
Redstone Golf Club
HUMBLE, TEXAS • APRIL 3 - 6, 2008

SUMMARY

First Round:
Defending champion Adam scott and Johnson Wagner shot a course tournament record 9-under 63, lelading Charley Hoffman by two shots.

Second Round:
A one hour and 45 minute rain delay prevented 36 golfers from completing their second round. Johnson Wagner led at 12-under, 132.

Third Round:
Johnson Wagner lead by one strike, shooting another 69 to go to 15-under, 201. Chad Campbell trailed by 1 shot.

Weather: Thurs.: 83°, partially sunny, 11 - 22 mph wind. Fri.: 85°, intermitten rain, 11 - 22 mph wind. Heavy thunderstorms delay of 1 hr. 45 min. delayed second-round completion. Sat. 75° finished 2nd & 3rd Rounds. Sun.: 81°,

CHAMPION

JOHNSON WAGNER

Purse: $5,600,000
Par: 36-36—72
Yards: 7,457
Cut: 72 players at even par 144

TOURNAMENT RESULTS

Player	R1	R2	R3	R4	Score	Total Money	Place
Johnson Wagner	63	69	69	71	272	$ 1,008,000.00	1
Chad Campbell	73	64	65	72	274	$ 492,800.00	T2
Geoff Ogilvy	67	73	66	68	274	$ 492,800.00	T2
Fred Couples	73	69	67	66	275	$ 246,400.00	T4
Billy Mayfair	72	68	69	66	275	$ 246,400.00	T4
Bob Estes	71	69	64	72	276	$ 194,600.00	T6
Charley Hoffman	65	70	69	72	276	$ 194,600.00	T6
Jason Day	73	71	69	65	278	$ 162,400.00	T8
Pat Perez	69	73	72	64	278	$ 162,400.00	T8
Kevin Sutherland	70	70	71	67	278	$ 162,400.00	T8
Bart Bryant	69	74	66	70	279	$ 128,800.00	T11
K.J. Choi	74	66	69	70	279	$ 128,800.00	T11
Steve Stricker	66	76	66	71	279	$ 128,800.00	T11
Ryan Armour	73	69	67	71	280	$ 92,400.00	T14
Aaron Baddeley	72	72	65	71	280	$ 92,400.00	T14
Steve Elkington	67	74	69	70	280	$ 92,400.00	T14
Lucas Glover	69	69	70	72	280	$ 92,400.00	T14
Jeff Quinney	72	68	70	70	280	$ 92,400.00	T14
Kevin Streelman	72	69	70	69	280	$ 92,400.00	T14
Dean Wilson	67	75	70	69	281	$ 67,573.34	T20
Ben Crane	74	65	70	72	281	$ 67,573.33	T20
Mathew Goggin	71	64	72	74	281	$ 67,573.33	T20
Stuart Appleby	70	70	72	70	282	$ 53,760.00	T23
Phil Mickelson	72	68	71	71	282	$ 53,760.00	T23
Rod Pampling	70	72	68	72	282	$ 53,760.00	T23
Padraig Harrington	71	73	71	68	283	$ 38,920.00	T26
J.J. Henry	69	72	71	71	283	$ 38,920.00	T26
Davis Love III	69	72	69	73	283	$ 38,920.00	T26
John Merrick	71	69	72	71	283	$ 38,920.00	T26
Shaun Micheel	71	72	71	69	283	$ 38,920.00	T26
Kevin Na	76	68	68	71	283	$ 38,920.00	T26
Joe Ogilvie	74	68	70	71	283	$ 38,920.00	T26
Jose Maria Olazabal	69	70	73	71	283	$ 38,920.00	T26
Robert Allenby	75	68	69	72	284	$ 30,240.00	T34
Anders Hansen	69	71	75	69	284	$ 30,240.00	T34
Chez Reavie	70	71	70	73	284	$ 30,240.00	T34
Scott Sterling	70	71	73	71	285	$ 26,880.00	T37
Nicholas Thompson	69	70	78	68	285	$ 26,880.00	T37
Kenneth Ferrie	75	69	71	71	286	$ 21,280.00	T39
Tim Herron	72	70	72	72	286	$ 21,280.00	T39
Fredrik Jacobson	72	72	72	70	286	$ 21,280.00	T39
Justin Leonard	68	76	71	71	286	$ 21,280.00	T39
Frank Lickliter II	75	67	72	72	286	$ 21,280.00	T39
John Riegger	71	70	69	76	286	$ 21,280.00	T39
Jeev M. Singh	73	70	72	71	286	$ 21,280.00	T39
Omar Uresti	68	76	69	73	286	$ 21,280.00	T39
Michael Allen	72	71	70	74	287	$ 13,932.80	T47
Briny Baird	67	77	73	70	287	$ 13,932.80	T47
Ben Curtis	69	72	72	74	287	$ 13,932.80	T47
Marco Dawson	72	72	70	73	287	$ 13,932.80	T47
Mark Hensby	70	74	73	70	287	$ 13,932.80	T47
Charles Howell III	71	72	71	73	287	$ 13,932.80	T47
Craig Kanada	70	71	73	73	287	$ 13,932.80	T47
J.L. Lewis	72	72	72	71	287	$ 13,932.80	T47
Jeff Overton	71	71	69	76	287	$ 13,932.80	T47
Tim Wilkinson	73	69	71	74	287	$ 13,932.80	T47
Harrison Frazar	72	69	76	71	288	$ 12,432.00	T57
Martin Laird	69	71	74	74	288	$ 12,432.00	T57
Stephen Leaney	72	71	73	72	288	$ 12,432.00	T57
Michael Sim	72	72	70	74	288	$ 12,432.00	T57
Bubba Watson	68	72	74	74	288	$ 12,432.00	T57
Craig Barlow	70	74	71	74	289	$ 11,928.00	T62
Shane Bertsch	72	69	75	73	289	$ 11,928.00	T62
Robert Garrigus	71	67	75	76	289	$ 11,928.00	T62
Charlie Wi	71	69	77	72	289	$ 11,928.00	T62
Nathan Green	74	70	72	74	290	$ 11,480.00	T66
Steve Marino	71	73	72	74	290	$ 11,480.00	T66
Brett Quigley	68	72	68	82	290	$ 11,480.00	T66
Y.E. Yang	71	73	73	73	290	$ 11,480.00	T66
Brett Wetterich	73	70	72	78	293	$ 11,200.00	70
Carl Pettersson	70	74	73	78	295	$ 11,088.00	71
Justin Bolli	74	70	75	78	297	$ 10,976.00	72

36 - HOLE CUT

Player	R1	R2	Total
Steve Allan	73	72	145
Tommy Armour III	72	73	145
Angel Cabrera	75	70	145
Carlos Franco	73	72	145
Trevor Immelman	73	72	145
Brandt Jobe	72	73	145
Matt Jones	72	73	145
Michael Letzig	70	75	145
Parker McLachlin	71	74	145
Jon Mills	72	73	145
Jesper Parnevik	69	76	145
Vaughn Taylor	75	70	145
Marc Turnesa	71	74	145
Brad Adamonis	73	73	146
Tom Byrum	71	75	146
Dudley Hart	69	77	146
Tripp Isenhour	74	72	146
Jin Park	74	72	146
Roland Thatcher	72	74	146
Jimmy Walker	78	68	146
Ken Duke	71	76	147
Paul Goydos	74	73	147
J.P. Hayes	73	74	147
Anthony Kim	75	72	147
Jeff Maggert	72	75	147
Hunter Mahan	72	75	147
Scott McCarron	73	74	147
Tag Ridings	75	72	147
Billy Andrade	71	77	148
Rich Beem	71	77	148
Jason Bohn	74	74	148
Cody Freeman	74	74	148
Peter Lonard	74	74	148
David Lutterus	72	76	148
Brett Rumford	74	74	148
Joe Durant	72	77	149
Richard Johnson	72	77	149
Nick O'Hern	75	74	149
Patrick Sheehan	77	72	149
Kevin Stadler	75	74	149
Bo Van Pelt	73	76	149
Cameron Beckman	73	77	150
Alex Cejka	78	72	150
James Driscoll	73	77	150
Nick Flanagan	72	78	150
Dustin Johnson	73	77	150
Troy Matteson	74	76	150
Louis Oosthuizen	75	75	150
Andrew Parr	80	70	150
Lonny Alexander	74	77	151
Bill Haas	76	75	151
John Rollins	79	72	151
Chris Stroud	78	73	151
Charles Warren	73	78	151
Eric Axley	75	78	153
Mathias Gronberg	77	76	153
Andres Romero	75	78	153
Kyle Thompson	80	73	153
Alejandro Canizares	69	85	154
Jose Coceres	78	77	155
Chad Collins	80	75	155
Olin Browne	74	82	156
Blaine McCallister	85	74	159
Michael Campbell	81	83	164
Adam Scott	63	76	139
			W//D
John Mallinger	70		W/D
Rocco Mediate	72		W/D
Jay Williamson	75		W/D
Jim McGovern	76		W/D
George McNeill	77		W/D
John Daly	78		W/D
Jason Gore			W/D

Johnson Wagner became the fifth wire-to-wire winner of the Houston tournament

2007
SHELL HOUSTON OPEN

TOURNAMENT COURSE
Redstone Golf Club

HUMBLE, TEXAS • MARCH 29 - APRIL 1, 2007

SUMMARY

First Round:
Defending champion Stuart Appleby led at 6-under, along with Johnson Wagner and Kevin Sutherland.

Second Round:
Defending champion Stuart Appleby was tied for the lead at 6-under with 5 other players — Bob Estes, Bubba Watson, D. J. Brigman, Jeff Maggert, Jason Gore.

Third Round:
24 players were standed on the course due to darkness casued by rain delays. Bubba Watson was the on course leader at 15-under Saturday night.

Weather: Thurs.: 81°, sunny, 14 - 24 mph wind. Fri.: 79°, intermitten rain, 13 - 21 mph wind. Sat.: Heavy thunderstorms delayed third-round play for six hours. 73° Sun.: early rain, 83°, finished 3rd and 4th rounds, partly clear.

CHAMPION

ADAM SCOTT

Purse: $5,500,000

Par: 36-36—72

Yards: 7,457

Cut: 78 players at one-over-par 145

TOURNAMENT RESULTS

Player	R1	R2	R3	R4	Score	Total Money	Place
Adam Scott	69	71	65	66	271	$990,000.00	1
Stuart Appleby	66	72	67	69	274	$484,000.00	T2
Bubba Watson	71	67	64	72	274	$484,000.00	T2
Tommy Armour III	68	71	70	66	275	$264,000.00	4
Robert Garrigus	69	72	70	65	276	$200,750.00	T5
Anthony Kim	70	73	66	67	276	$200,750.00	T5
Hunter Mahan	68	71	68	69	276	$200,750.00	T5
D.J. Trahan	71	72	66	68	277	$170,500.00	8
Bob Estes	67	71	69	71	278	$137,500.00	T9
Bernhard Langer	71	70	67	70	278	$137,500.00	T9
Arron Oberholser	70	71	69	68	278	$137,500.00	T9
Steve Stricker	68	73	68	69	278	$137,500.00	T9
Johnson Wagner	66	75	64	73	278	$137,500.00	T9
Tom Byrum	71	68	71	69	279	$93,500.00	T14
Jeff Maggert	67	71	67	74	279	$93,500.00	T14
Sean O'Hair	70	71	69	69	279	$93,500.00	T14
Paul Stankowski	69	71	65	74	279	$93,500.00	T14
Bo Van Pelt	71	70	68	70	279	$93,500.00	T14
Jonathan Byrd	69	72	68	71	280	$66,660.00	T19
Angel Cabrera	74	70	69	67	280	$66,660.00	T19
K.J. Choi	70	70	71	69	280	$66,660.00	T19
Jason Gore	70	68	70	72	280	$66,660.00	T19
Stephen Leaney	70	71	69	70	280	$66,660.00	T19
Ryan Armour	71	70	74	66	281	$48,400.00	T24
Daniel Chopra	68	72	68	73	281	$48,400.00	T24
Padraig Harrington	71	72	66	72	281	$48,400.00	T24
John Cook	72	70	68	72	282	$39,875.00	T27
Jeff Gove	76	69	65	72	282	$39,875.00	T27
Vaughn Taylor	67	74	68	73	282	$39,875.00	T27
David Toms	73	71	68	70	282	$39,875.00	T27
Matt Hendrix	67	78	69	69	283	$34,100.00	T31
Charley Hoffman	73	69	67	74	283	$34,100.00	T31
John Senden	71	72	72	68	283	$34,100.00	T31
Craig Kanada	71	73	69	71	284	$30,387.50	T34
Dicky Pride	74	69	72	69	284	$30,387.50	T34
Briny Baird	73	70	71	71	285	$25,345.84	T36
Justin Leonard	67	73	73	72	285	$25,345.84	T36
Gavin Coles	74	69	73	69	285	$25,345.83	T36
Marco Dawson	71	72	69	73	285	$25,345.83	T36
John Mallinger	69	72	69	75	285	$25,345.83	T36
Chris Riley	69	75	72	69	285	$25,345.83	T36
Woody Austin	69	75	71	71	286	$18,181.43	T42
Craig Bowden	69	74	70	73	286	$18,181.43	T42
D.J. Brigman	70	68	72	76	286	$18,181.43	T42
Alex Cejka	72	69	72	73	286	$18,181.43	T42
George McNeill	71	71	72	72	286	$18,181.43	T42
Nick Watney	74	71	71	70	286	$18,181.43	T42
Chris Couch	71	74	72	69	286	$18,181.42	T42
Ken Duke	69	73	72	73	287	$13,325.72	T49
David Howell	70	73	71	73	287	$13,325.72	T49
Kyle Reifers	67	75	71	74	287	$13,325.72	T49
Steve Flesch	74	70	70	73	287	$13,325.71	T49
Mathew Goggin	74	70	75	68	287	$13,325.71	T49
Anders Hansen	74	69	68	76	287	$13,325.71	T49
Parker McLachlin	74	70	73	70	287	$13,325.71	T49
Billy Mayfair	73	71	72	72	288	$12,265.00	T56
Greg Owen	74	70	73	71	288	$12,265.00	T56
Michael Putnam	72	72	74	70	288	$12,265.00	T56
Joey Sindelar	70	71	75	72	288	$12,265.00	T56
Kevin Sutherland	66	75	71	76	288	$12,265.00	T56
Lee Westwood	68	75	72	73	288	$12,265.00	T56
Tim Clark	70	70	77	72	289	$11,715.00	T62
Dudley Hart	71	71	74	73	289	$11,715.00	T62
Shaun Micheel	71	74	72	72	289	$11,715.00	T62
Jim Rutledge	72	73	73	71	289	$11,715.00	T62
Rich Barcelo	73	71	73	73	290	$11,330.00	T66
Blaine McCallister	72	72	74	72	290	$11,330.00	T66
Charles Warren	73	69	74	74	290	$11,330.00	T66
David Branshaw	70	71	74	76	291	$10,890.00	T69
Ryuji Imada	71	70	77	73	291	$10,890.00	T69
Stephen Marino	73	70	75	73	291	$10,890.00	T69
Wes Short, Jr.	69	74	69	79	291	$10,890.00	T69
Bob Tway	72	72	73	74	291	$10,890.00	T69
Steve Allan	73	72	70	77	292	$10,505.00	T74
Michael Boyd	75	70	76	71	292	$10,505.00	T74
Brian Gay	72	73	77	73	295	$10,285.00	T76
John Merrick	72	73	74	76	295	$10,285.00	T76
Jeev M. Singh	73	72	72	79	296	$10,120.00	78

36-HOLE CUT

Player	R1	R2	Total
Cameron Beckman	71	75	146
Jason Dufner	73	73	146
Bill Haas	76	70	146
Miguel A. Jimenez	71	75	146
Brandt Jobe	76	70	146
Peter Lonard	72	74	146
Rocco Mediate	69	77	146
Jose Maria Olazabal	76	70	146
Ryan Palmer	77	69	146
Chris Stroud	75	71	146
Rich Beem	70	77	147
Jeff Brehaut	76	71	147
Robert Gamez	72	75	147
Matt Kuchar	70	77	147
Brad Lardon	76	71	147
Craig Lile	76	71	147
Jarrod Lyle	75	72	147
Ryan Moore	71	76	147
Tim Petrovic	74	73	147
Adam Rubinson	76	71	147
Jason Schultz	70	77	147
Kevin Stadler	74	73	147
Darron Stiles	75	72	147
Chris Tidland	74	73	147
Lonny Alexander	77	71	148
John Daly	73	75	148
Steve Elkington	77	71	148
Harrison Frazar	75	73	148
Scott Gutschewski	75	73	148
Tom Johnson	74	74	148
Kent Jones	74	74	148
Thomas Levet	75	73	148
Boo Weekley	71	77	148
Brian Bateman	74	75	149
Jason Bohn	75	74	149
Brad Faxon	75	74	149
Lucas Glover	74	75	149
Mathias Gronberg	73	76	149
Doug LaBelle II	77	72	149
Will MacKenzie	74	75	149
Bryce Molder	76	73	149
Kirk Triplett	72	77	149
Charlie Wi	74	75	149
Frank Lickliter II	75	75	150
Jaco Van Zyl	75	75	150
Paul Azinger	72	79	151
Brendon de Jonge	74	77	151
Cliff Kresge	78	73	151
Jesper Parnevik	76	75	151
Brandt Snedeker	78	73	151
Bob Heintz	75	77	152
J.B. Holmes	76	76	152
Corbin King	71	81	152
Joe Ogilvie	74	78	152
Ted Purdy	80	72	152
Steve Wheatcroft	78	74	152
Tim Thelen	75	78	153
Robert Karlsson	71	83	154
Michael Campbell	80	75	155
Paul Gow	76	79	155
Phil Blackmar	75	82	157
Eric Axley	74		74
Glen Day	75		75
Jeff Sluman	77		77
Billy Andrade	79		79
Tripp Isenhour			--

Adam Scott became the sixth Australian to be a winner of the Houston tournament

2006
SHELL HOUSTON OPEN

TOURNAMENT COURSE
Redstone Golf Club
HUMBLE, TEXAS • APRIL 20-23, 2006

SUMMARY

First Round:
Former Shell Houston Open winner Stuart Appleby shot a 6-under 66 to grab a one stroke lead over Jerry Smith & D. A. Points.

Second Round:
Stuart Appleby shot a five-under 67 in the second record to reach 11-under and remain the leader by one over Greg Owen.

Third Round:
Appleby shot a three-under 69 to reach 14-under. He expanded his lead to two over Mathias Gronberg who was in second place.

Weather: Thurs.: High 87°, SSE 10-15 mph. Fri.: Play delayed 2.5 hr. by dawn thunderstorms; 83°, NNW 8-12. Sat.: 2nd round finish. Sunny, high 86°, E 8-12. Sun.: Early-morning fog (40-min. delay) Sunny, 88°, SE 10-15.

CHAMPION

STUART APPLEBY

Purse: $5,500,000
Par: 36-36—72
Yards: 7,457
Cut: 82 players at even-par 144

TOURNAMENT RESULTS

Player	R1	R2	R3	R4	Total	Money	Place
Stuart Appleby	66	67	69	67	269	$990,000.00	1
Bob Estes	71	69	66	69	275	$594,000.00	2
Steve Stricker	72	70	68	66	276	$374,000.00	3
Mathias Gronberg	68	69	67	73	277	$264,000.00	4
Jerry Smith	67	70	69	72	278	$220,000.00	5
K.J. Choi	71	69	67	72	279	$172,150.00	T6
Richard Johnson	72	69	67	71	279	$172,150.00	T6
J.L. Lewis	71	69	68	71	279	$172,150.00	T6
Mike Weir	71	71	70	67	279	$172,150.00	T6
Brett Wetterich	70	69	69	71	279	$172,150.00	T6
Rich Beem	73	69	67	71	280	$116,600.00	T11
Paul Goydos	69	71	68	72	280	$116,600.00	T11
Trevor Immelman	69	67	71	73	280	$116,600.00	T11
Hunter Mahan	69	72	69	70	280	$116,600.00	T11
Nick Watney	71	69	69	71	280	$116,600.00	T11
Mathew Goggin	70	73	69	69	281	$ 88,000.00	T16
Jeff Gove	69	71	68	73	281	$ 88,000.00	T16
Ted Purdy	69	73	72	67	281	$ 88,000.00	T16
Jeff Overton	71	69	69	73	282	$ 74,250.00	T19
Roland Thatcher	70	70	71	71	282	$ 74,250.00	T19
Lucas Glover	71	68	74	70	283	$ 47,750.00	T21
Scott Gutschewski	73	68	70	72	283	$ 47,750.00	T21
Charley Hoffman	70	67	75	71	283	$ 47,750.00	T21
Ryan Palmer	71	69	72	71	283	$ 47,750.00	T21
Ian Poulter	72	69	70	72	283	$ 47,750.00	T21
Brett Quigley	73	70	68	72	283	$ 47,750.00	T21
John Senden	71	69	72	71	283	$ 47,750.00	T21
Wes Short, Jr.	72	68	68	75	283	$ 47,750.00	T21
Kevin Sutherland	71	70	71	71	283	$ 47,750.00	T21
Roger Tambellini	72	69	71	71	283	$ 47,750.00	T21
Charles Warren	68	73	72	70	283	$ 47,750.00	T21
Tommy Armour III	73	71	73	67	284	$ 33,275.00	T32
Padraig Harrington	71	73	69	71	284	$ 33,275.00	T32
Daisuke Maruyama	73	70	69	73	285	$ 30,387.50	T34
Greg Owen	69	65	75	76	285	$ 30,387.50	T34
Daniel Chopra	74	69	71	72	286	$ 24,234.38	T36
Skip Kendall	70	71	72	73	286	$ 24,234.38	T36
Tag Ridings	70	69	75	72	286	$ 24,234.38	T36
Vijay Singh	69	71	75	71	286	$ 24,234.38	T36
Billy Andrade	73	69	70	74	286	$ 24,234.37	T36
Aaron Baddeley	68	70	72	76	286	$ 24,234.37	T36
Brent Geiberger	68	74	71	73	286	$ 24,234.37	T36
Stephen Leaney	68	71	72	75	286	$ 24,234.37	T36
Henrik Bjornstad	71	69	72	75	287	$ 15,334.00	T44
Greg Chalmers	72	69	73	73	287	$ 15,334.00	T44
Gavin Coles	75	67	74	71	287	$ 15,334.00	T44
Charles Howell III	70	70	75	72	287	$ 15,334.00	T44
Brandt Jobe	73	68	76	70	287	$ 15,334.00	T44
Jerry Kelly	72	71	74	70	287	$ 15,334.00	T44
Scott McCarron	69	71	71	76	287	$ 15,334.00	T44
Jesper Parnevik	69	73	74	71	287	$ 15,334.00	T44
Duffy Waldorf	71	73	74	69	287	$ 15,334.00	T44
Jimmy Walker	71	70	72	74	287	$ 15,334.00	T44
Marco Dawson	72	70	73	73	288	$ 12,540.00	T54
Gabriel Hjertstedt	72	69	77	70	288	$ 12,540.00	T54
Blaine McCallister	71	68	76	73	288	$ 12,540.00	T54
Graeme McDowell	72	72	69	75	288	$ 12,540.00	T54
Larry Mize	73	69	72	74	288	$ 12,540.00	T54
Michael Allen	74	70	73	72	289	$ 11,770.00	T59
Paul Azinger	71	70	74	74	289	$ 11,770.00	T59
Olin Browne	70	74	70	75	289	$ 11,770.00	T59
John Daly	69	72	73	75	289	$ 11,770.00	T59
Greg Kraft	73	67	77	72	289	$ 11,770.00	T59
Shaun Micheel	73	70	73	73	289	$ 11,770.00	T59
Chris Smith	72	72	75	70	289	$ 11,770.00	T59
B.J. Staten	73	70	69	77	289	$ 11,770.00	T59
Camilo Villegas	72	72	74	71	289	$ 11,770.00	T59
Jason Gore	71	71	74	74	290	$ 11,165.00	T68
Vance Veazey	72	71	75	72	290	$ 11,165.00	T68
Robert Damron	73	69	76	73	291	$ 10,835.00	T70
Jonathan Kaye	70	74	74	73	291	$ 10,835.00	T70
D.A. Points	67	72	78	74	291	$ 10,835.00	T70
Bo Van Pelt	76	68	72	75	291	$ 10,835.00	T70
Fredrik Jacobson	69	71	79	73	292	$ 10,450.00	T74
Frank Lickliter II	69	75	78	70	292	$ 10,450.00	T74
Phil Tataurangi	73	71	72	76	292	$ 10,450.00	T74
Patrick Sheehan	70	72	75	76	293	$ 10,230.00	77
David Branshaw	71	73	76	74	294	$ 10,010.00	T78
Lee Janzen	70	70	77	77	294	$ 10,010.00	T78
Kevin Stadler	71	68	77	78	294	$ 10,010.00	T78
Charl Schwartzel	73	71	78	75	297	$ 9,790.00	81
Shane Bertsch	74	69	76	82	301	$ 9,680.00	82

36-HOLE CUT

Player	R1	R2	Total
Steve Flesch	71	74	145
Bill Haas	77	68	145
Jeff Maggert	70	75	145
Bob May	74	71	145
Jon Mills	74	71	145
Tim Petrovic	75	70	145
Darron Stiles	73	72	145
Omar Uresti	71	74	145
Ron Whittaker	75	70	145
Lonny Alexander	73	73	146
Eric Axley	76	70	146
Brian Bateman	70	76	146
Thomas Levet	71	75	146
Andrew Magee	72	74	146
Chris Riley	74	72	146
Hidemichi Tanaka	71	75	146
Tjaart van der Walt	73	73	146
Briny Baird	74	73	147
Doug Barron	70	77	147
Jose Coceres	69	78	147
Michael Connell	73	74	147
Todd Fischer	74	73	147
Kent Jones	74	73	147
Justin Leonard	73	74	147
Will MacKenzie	75	72	147
John Riegger	75	72	147
Mark Wilson	76	71	147
Woody Austin	74	74	148
Bronson Burgoon	75	73	148
Joe Durant	71	77	148
Tim Herron	76	72	148
Ryan Hietala	76	72	148
David McKenzie	74	74	148
Stephen Reed	76	72	148
Jason Schultz	74	74	148
Vaughn Taylor	74	74	148
David Toms	71	77	148
Bubba Watson	74	74	148
Mark Brooks	76	73	149
Brian Davis	76	73	149
Bubba Dickerson	75	74	149
James Driscoll	77	72	149
Danny Ellis	77	72	149
Harrison Frazar	76	73	149
Robert Garrigus	75	74	149
Shaun Goodwin	77	72	149
Nathan Green	77	72	149
Ryuji Imada	75	74	149
J.P. Hayes	75	75	150
J.J. Henry	77	73	150
Ian Leggatt	75	75	150
Mike Sposa	74	76	150
Cameron Beckman	76	75	151
Chris Couch	78	73	151
Matt Hansen	75	76	151
Paul Stankowski	76	75	151
Mike Heinen	76	76	152
Craig Perks	73	79	152
Troy Schleicher	77	75	152
Kris Cox	81	72	153
John Engler, Jr.	80	73	153
Phil Blackmar	76	78	154
Nicholas Thompson	78	76	154
Joe Ogilvie	77	78	155
Troy Matteson	80	76	156
Todd Rossetti	78	78	156
David Lundstrom	79	78	157
Darren Clarke	68		W/D
Ben Curtis	73		W/D
Alex Aragon	74		DQ
Tom Byrum	76		W/D
Neal Lancaster	77		W/D
Kevin Na	77		W/D
Steven Bowditch	80		W/D

Stuart Appleby became the ninth person to be a multiple winner of the Houston tournament & first untied wire-to-wire leader.

2005
SHELL HOUSTON OPEN

REDSTONE GOLF CLUB
HUMBLE, TEXAS • APRIL 21-24, 2005

SUMMARY

First Round:
Vijay Singh tied the course record with an 8-under 64, one better than Gavin Coles and Brendan Jones. Eight others were three back.

Second Round:
Brett Quigley and Coles sat at 10-under 134, one ahead of John Daly, Jeff Maggert, Singh and Joe Ogilvie. Greg Owen trailed by two.

Third Round:
Singh and Coles were tied at 11-under 205. Owen was one back, while Jose Maria Olazabal and Brett Quigley were two behind.

Weather:
Thursday, partly cloudy into the low 80s. A mix of sun and clouds on Friday reaching the mid-80s. Sun on the weekend with cooler temperatures in the low to mid 70s and winds out of the N 12-20 mph.

CHAMPION

VIJAY SINGH

Purse: $5,000,000
Par: 35-37—72
Yards: 7,508
Cut: 78 players at 1-under-par 143

TOURNAMENT RESULTS

Player	R1	R2	R3	R4	Total	Money	Place
Vijay Singh	64	71	70	70	275	$900,000.00	1
John Daly	68	67	73	67	275	$540,000.00	2
Jose Maria Olazabal	70	67	70	70	277	$340,000.00	3
Darren Clarke	71	69	71	67	278	$220,000.00	T4
Greg Owen	67	69	70	72	278	$220,000.00	T4
Joe Ogilvie	68	67	73	71	279	$180,000.00	6
Brian Davis	71	69	70	70	280	$140,416.67	T7
Lucas Glover	70	71	72	67	280	$140,416.67	T7
Jeff Maggert	67	68	74	71	280	$140,416.67	T7
Bo Van Pelt	69	68	73	70	280	$140,416.67	T7
Gavin Coles	65	69	71	75	280	$140,416.66	T7
Kent Jones	70	71	68	71	280	$140,416.66	T7
Billy Andrade	69	69	73	70	281	$93,750.00	T13
Doug Barron	72	70	71	68	281	$93,750.00	T13
Carl Paulson	67	70	74	70	281	$93,750.00	T13
Charles Warren	73	68	71	69	281	$93,750.00	T13
Charles Howell III	70	70	69	73	282	$80,000.00	17
Tom Byrum	68	70	70	75	283	$70,000.00	T18
Todd Hamilton	71	69	71	72	283	$70,000.00	T18
Rod Pampling	69	74	71	69	283	$70,000.00	T18
Stephen Ames	70	73	72	69	284	$48,357.15	T21
Joe Durant	72	71	72	69	284	$48,357.15	T21
Olin Browne	70	71	70	73	284	$48,357.14	T21
Mark Calcavecchia	69	68	73	74	284	$48,357.14	T21
Tim Herron	67	76	69	72	284	$48,357.14	T21
David Peoples	73	68	70	73	284	$48,357.14	T21
Brett Quigley	67	67	73	77	284	$48,357.14	T21
Brian Bateman	68	73	68	76	285	$33,250.00	T28
Harrison Frazar	71	72	69	73	285	$33,250.00	T28
Scott Gutschewski	72	71	70	72	285	$33,250.00	T28
Stephen Leaney	71	68	70	76	285	$33,250.00	T28
Billy Mayfair	71	68	75	71	285	$33,250.00	T28
Ted Purdy	67	72	77	69	285	$33,250.00	T28
Todd Fischer	73	68	72	73	286	$25,800.00	T34
Mathias Gronberg	71	68	74	73	286	$25,800.00	T34
Rory Sabbatini	71	71	72	72	286	$25,800.00	T34
John Senden	73	69	72	72	286	$25,800.00	T34
David Toms	72	69	72	73	286	$25,800.00	T34
Tommy Armour III	71	69	71	76	287	$19,500.00	T39
Danny Briggs	70	71	69	77	287	$19,500.00	T39
Marco Dawson	69	72	73	73	287	$19,500.00	T39
Bob Estes	72	68	75	72	287	$19,500.00	T39
Dudley Hart	70	71	71	75	287	$19,500.00	T39
Thomas Levet	72	65	77	73	287	$19,500.00	T39
Kevin Na	71	69	71	76	287	$19,500.00	T39
Jerry Kelly	71	70	75	72	288	$14,566.67	T46
Blaine McCallister	71	72	72	73	288	$14,566.67	T46
Dean Wilson	69	69	75	75	288	$14,566.66	T46
Justin Bolli	69	73	75	72	289	$12,216.67	T49
Scott Hend	72	69	75	73	289	$12,216.67	T49
Neal Lancaster	72	67	78	72	289	$12,216.67	T49
J.L. Lewis	70	71	79	69	289	$12,216.67	T49
Steve Elkington	71	71	74	73	289	$12,216.66	T49
Scott McCarron	71	67	76	75	289	$12,216.66	T49
Arjun Atwal	69	70	75	76	290	$11,450.00	T55
Len Mattiace	72	69	72	77	290	$11,450.00	T55
Briny Baird	74	66	76	75	291	$11,100.00	T57
D.J. Brigman	71	71	76	73	291	$11,100.00	T57
Patrick Sheehan	73	69	75	74	291	$11,100.00	T57
Kevin Stadler	72	69	77	73	291	$11,100.00	T57
Charlie Wi	69	70	76	76	291	$11,100.00	T57
Jason Allred	73	68	74	77	292	$10,500.00	T62
Bob Burns	71	71	74	76	292	$10,500.00	T62
Paul Claxton	68	72	77	75	292	$10,500.00	T62
Geoff Ogilvy	68	73	75	76	292	$10,500.00	T62
Tom Pernice, Jr.	69	69	79	75	292	$10,500.00	T62
Steve Stricker	72	66	77	77	292	$10,500.00	T62
Kevin Sutherland	76	67	74	75	292	$10,500.00	T62
Cameron Beckman	72	71	77	73	293	$9,850.00	T69
Mark Brooks	71	72	73	77	293	$9,850.00	T69
David Hearn	69	72	77	75	293	$9,850.00	T69
J.J. Henry	70	71	76	76	293	$9,850.00	T69
Brandt Jobe	70	72	76	75	293	$9,850.00	T69
D.J. Trahan	71	72	72	78	293	$9,850.00	T69
Paul Azinger	72	71	74	78	295	$9,450.00	T75
Chris Smith	67	72	78	78	295	$9,450.00	T75
Sean O'Hair	70	73	80	76	299	$9,300.00	77
Paul Gow	72	69	77	83	301	$9,200.00	78

36-HOLE CUT

Player	R1	R2	Total
Craig Barlow	69	75	144
Chad Campbell	73	71	144
Carlos Franco	71	73	144
David Howell	74	70	144
Matt Kuchar	71	73	144
David Lundstrom	73	71	144
Hunter Mahan	77	67	144
Shaun Micheel	73	71	144
Loren Roberts	73	71	144
Vaughn Taylor	74	70	144
Mario Tiziani	72	72	144
Mark Wilson	71	73	144
Daniel Chopra	69	76	145
Tom Gillis	76	69	145
Bradley Hughes	76	69	145
Brendan Jones	65	80	145
Will MacKenzie	76	69	145
Ryan Palmer	72	73	145
Phillip Price	70	75	145
Wes Short, Jr.	72	73	145
Darron Stiles	74	71	145
Hideto Tanihara	73	72	145
Omar Uresti	73	72	145
Jimmy Walker	67	78	145
Brett Wetterich	73	72	145
Chris Anderson	76	70	146
Jason Bohn	74	72	146
Alex Cejka	73	73	146
Ryuji Imada	74	72	146
Fredrik Jacobson	71	75	146
Michael Long	72	74	146
Andrew Magee	71	75	146
Dennis Paulson	72	74	146
Pat Perez	73	73	146
Chris Stroud	73	73	146
Nick Watney	77	69	146
Jay Williamson	76	70	146
Kyle Willmann	75	71	146
Jose Coceres	74	73	147
Robert Damron	72	75	147
Matt Davidson	73	74	147
Hunter Haas	73	74	147
Mike Heinen	71	76	147
Steve Lowery	71	76	147
Javier Sanchez	72	75	147
Joey Snyder III	72	75	147
James Driscoll	76	72	148
Scott Dunlap	74	74	148
Peter Jacobsen	75	73	148
Chris Peddicord	74	74	148
Hidemichi Tanaka	73	75	148
Rich Beem	76	73	149
Jim Carter	72	77	149
Ben Curtis	72	77	149
John Gibson	72	77	149
Bill Glasson	76	73	149
Matt Gogel	72	77	149
Ken Green	73	76	149
Tjaart van der Walt	72	77	149
Euan Walters	78	72	150
Jeff Brehaut	76	75	151
John Elliott	77	74	151
Brad Faxon	76	75	151
Marco Gortana	76	75	151
Jeff Hart	71	80	151
Bob Heintz	76	75	151
Hank Kuehne	79	72	151
Franklin Langham	76	75	151
Craig Perks	74	77	151
Rob Rashell	78	73	151
Steve Allan	80	72	152
Phil Blackmar	75	77	152
John Maginnes	77	75	152
Henrik Simonsen	79	74	153
Roland Thatcher	78	75	153
John Huston	72		WD
Glen Day	76		DQ
J.P. Hayes			WD

Vijay Singh became only the second person (joining Curtis Strange) to win the Houston tournament three times

2004
SHELL HOUSTON OPEN

REDSTONE GOLF CLUB
HUMBLE, TEXAS • APRIL 19-26, 2004

SUMMARY

First Round
Rod Pampling at 6-under-par 66 led Chris Riley by one.

Second Round
Zach Johnson, Steve Stricker and Steve Lowerty at 6-under-par 138 led Patrick Sheehan, Paul Azinger and Vijay Singh by one stroke

Third Round
John Huston and Singh at 7-under 209 led Joe Oglivie and Jose Conceres by one. Geoff Ogilvy, Scott Hoch, John Daly, Dudley Hart and Azinger were three back.

Weather:
Thursday had a high of 84. On Friday, thunderstorms suspended play at 3:43 p.m. Play resumed at 5:49 p.m. and was halted due to darkness at 7:38 p.m. Round three began on Saturday at 4:40 p.m. with players *(continued in 36-hole cut results section below)*

CHAMPION

VIJAY SINGH

Purse: $5,000,000
Par: 35-37 — 72
Yards: 7,508
Cut: 71 players at 1-over-par 145 from a field of 156 professionals.

TOURNAMENT RESULTS

Player	R1	R2	R3	R4	Total	Money	Place
Vijay Singh	74	66	69	68	277	$900,000.00	1
Scott Hoch	73	68	71	67	279	$540,000.00	2
John Huston	71	71	67	71	280	$340,000.00	3
Stephen Ames	68	76	69	69	282	$220,000.00	T4
Dudley Hart	69	72	71	70	282	$220,000.00	T4
Paul Azinger	73	67	72	71	283	$161,875.00	T6
Jose Coceres	73	69	68	73	283	$161,875.00	T6
John Daly	76	69	67	71	283	$161,875.00	T6
Rory Sabbatini	74	70	69	70	283	$161,875.00	T6
Geoff Ogilvy	71	70	71	72	284	$135,000.00	10
D.J. Brigman	71	72	70	72	285	$96,250.00	T11
K.J. Choi	74	70	72	69	285	$96,250.00	T11
Tim Herron	73	71	70	71	285	$96,250.00	T11
Zach Johnson	71	68	74	72	285	$96,250.00	T11
David Peoples	70	71	73	71	285	$96,250.00	T11
Ted Purdy	72	73	71	69	285	$96,250.00	T11
Patrick Sheehan	69	71	74	71	285	$96,250.00	T11
Paul Stankowski	72	70	71	72	285	$96,250.00	T11
Jason Bohn	71	72	73	70	286	$52,611.12	T19
Mark Calcavecchia	72	69	72	73	286	$52,611.11	T19
Carlos Franco	73	72	69	72	286	$52,611.11	T19
Steve Lowery	70	69	76	71	286	$52,611.11	T19
Kevin Na	72	70	72	72	286	$52,611.11	T19
Joe Ogilvie	72	70	68	76	286	$52,611.11	T19
Tim Petrovic	69	73	72	72	286	$52,611.11	T19
Steve Stricker	69	70	77	70	286	$52,611.11	T19
Bo Van Pelt	74	71	69	72	286	$52,611.11	T19
Brian Bateman	77	68	71	71	287	$37,000.00	28
Tom Carter	71	73	71	73	288	$30,437.50	T29
Lucas Glover	68	77	75	68	288	$30,437.50	T29
Neal Lancaster	70	71	76	71	288	$30,437.50	T29
Justin Leonard	71	70	72	75	288	$30,437.50	T29
Len Mattiace	75	70	71	72	288	$30,437.50	T29
Billy Mayfair	74	71	72	71	288	$30,437.50	T29
Tom Pernice, Jr.	70	73	73	72	288	$30,437.50	T29
John Riegger	69	71	74	74	288	$30,437.50	T29
Russ Cochran	70	74	70	75	289	$22,000.00	T37
Ben Crane	72	72	72	73	289	$22,000.00	T37
Hank Kuehne	74	70	72	73	289	$22,000.00	T37
Blaine McCallister	74	70	74	71	289	$22,000.00	T37
Chris Riley	67	74	76	72	289	$22,000.00	T37
Hal Sutton	69	73	74	73	289	$22,000.00	T37
Mathias Gronberg	73	72	72	73	290	$16,033.34	T43
Arron Oberholser	73	71	70	76	290	$16,033.34	T43
Jeff Brehaut	71	74	73	72	290	$16,033.33	T43
Danny Briggs	73	72	71	74	290	$16,033.33	T43
Jay Haas	72	73	70	75	290	$16,033.33	T43
Rod Pampling	66	79	73	72	290	$16,033.33	T43
Robert Allenby	72	71	76	72	291	$12,340.00	T49
Alex Cejka	72	71	72	76	291	$12,340.00	T49
Fred Couples	71	74	74	72	291	$12,340.00	T49
Frank Lickliter II	68	77	73	73	291	$12,340.00	T49
Lee Westwood	76	69	73	73	291	$12,340.00	T49
David Frost	71	73	72	76	292	$11,400.00	T54
Brian Kortan	71	74	74	73	292	$11,400.00	T54
Edward Loar	74	71	72	75	292	$11,400.00	T54
Dennis Paulson	71	74	73	74	292	$11,400.00	T54
Heath Slocum	73	70	74	75	292	$11,400.00	T54
Robert Gamez	74	71	75	73	293	$10,850.00	T59
Mike Heinen	73	72	71	77	293	$10,850.00	T59
Scott Hend	73	71	72	77	293	$10,850.00	T59
J.J. Henry	71	74	76	72	293	$10,850.00	T59
Joel Kribel	71	72	77	73	293	$10,850.00	T59
Roger Tambellini	71	74	78	70	293	$10,850.00	T59
Aaron Baddeley	71	72	77	74	294	$10,450.00	T65
Daniel Chopra	72	73	74	75	294	$10,450.00	T65
Brian Gay	72	73	74	76	295	$10,250.00	T67
Tjaart Van der Walt	71	74	75	75	295	$10,250.00	T67
Phil Blackmar	76	67	76	78	297	$10,100.00	69
Deane Pappas	68	77	78	75	298	$9,950.00	T70
Dicky Pride	71	73	76	78	298	$9,950.00	T70

36-HOLE CUT

Player	R1	R2	Total
Notah Begay III	74	72	146
Billy Andrade	74	72	146
Joey Sindelar	69	77	146
Steve Allan	76	70	146
Ken Green	71	75	146
Greg Chalmers	73	73	146
Mark Hensby	72	74	146
Andre Stolz	73	73	146
Craig Bowden	72	74	146
Cliff Kresge	74	72	146
Kevin Sutherland	73	73	146
Jimmy Walker	74	72	146
Olin Browne	77	70	147
Bob Burns	72	75	147
Cameron Beckman	73	74	147
Scott McCarron	74	73	147
Grant Waite	74	73	147
Garrett Willis	71	76	147
Steve Pate	69	78	147
Matt Kuchar	73	74	147
Hidemichi Tanaka	75	72	147
Robert Damron	71	76	147
Jay Delsing	77	70	147
Jeff Maggert	72	75	147
Kent Jones	72	75	147
Arjun Atwal	68	79	147
Jason Dufner	74	73	147
Briny Baird	71	77	148
Mark Brooks	76	72	148
Todd Hamilton	71	77	148
David Gossett	72	76	148
Pat Perez	72	76	148
Dan Olsen	74	74	148
Justin Rose	72	76	148
Spike McRoy	73	75	148
Victor Schwamkrug	78	70	148
John Maginnes	75	74	149
Brenden Pappas	71	78	149
David Branshaw	71	78	149
Tommy Armour III	76	73	149
Hunter Mahan	72	77	149
Ken Duke	74	75	149
Dean Wilson	73	77	150
Rich Beem	72	78	150
John Senden	74	76	150
Esteban Toledo	79	71	150
Niclas Fasth	74	76	150
David Morland IV	76	74	150
Brandt Snedeker	73	77	150
Ryan Palmer	76	74	150
Jim McGovern	79	71	150
Charles Howell III	75	75	150
Tag Ridings	74	76	150
David Lundstrom	77	73	150
Bart Bryant	73	78	151
Patrick Moore	77	74	151
Tommy Tolles	73	78	151
Todd Fischer	76	75	151
Kevin Muncrief	74	77	151
Chris Couch	73	78	151
Hirofumi Miyase	73	78	151
Guy Boros	78	73	151
Tripp Isenhour	76	76	152
Ty Armstrong	80	72	152
Roland Thatcher	73	79	152
Brett Quigley	77	75	152
Mark Wilson	79	73	152
Kris Cox	73	79	152
Brian K. Smith	76	76	152
Craig Perks	76	77	153
Tom Byrum	82	72	154
Steve Elkington	75	80	155
Lonny Alexander	78	77	155
Ken Kelley	78	77	155
Jason Laing	78	77	155
Aaron Barber	75	82	157
Dan Forsman	78	80	158
Duffy Waldorf	72	72	WD
Jay Williamson	73	73	WD
Rich Barcelo	75	75	WD
Brent Geiberger	76	76	WD
Vaughn Taylor	76	76	WD
Brad Lardon	77	77	WD
Trevor Dodds	81	81	WD
Gene Sauers			DNS

Weather

allowed "preferred lies." Play was suspended for the day at 6:38 p.m. with a re-start of the third round at 7:30 a.m. on Sunday. Sunday had scattered thunderstorms most of the day. Play was suspended at 10:38 a.m. with 56 of the 71 players yet to complete the third round. Play was officially suspended at 4 p.m. Monday temperatures reached 79 degrees. Players were allowed "preferred lies" for the final round.

Vijay Singh's victory made him the eighth multiple winner of Houston's Tour stop at this time.

2003
SHELL HOUSTON OPEN

REDSTONE GOLF CLUB
HUMBLE, TEXAS • APRIL 20-27, 2003

SUMMARY

First Round
Fred Couples recorded a 7-under-par 65 to lead Stuart Appleby, David Peoples and Tom Pernice, Jr., by a stroke.

Second Round
Mark Calcavecchia, Fred Couples and Hank Kuehne were tied at 11-under-par 133. Jay Haas was one back.

Third Round
Couples moved to 16-under par 200.

Weather:
Play was suspended for three hours and 28 minutes at 9:02 a.m. on Thursday due to bad weather in the area. First round was suspended due to darkness at 7:54 p.m. First round resumed at 7:32 a.m. on Friday, while second-round action started at 8:30 a.m. Sunny and warm on Saturday and Sunday with highs in the upper 80s.

CHAMPION

FRED COUPLES

Purse: $5,000,000
Par: 35-37 — 72
Yards: 7,508
Cut: 70 players at 3-under-par 141 from a field of 156 professionals.

TOURNAMENT RESULTS

Player	R1	R2	R3	R4	Total	Money	Place
Fred Couples	65	68	67	67	267	$810,000.00	1
Mark Calcavecchia	68	65	68	70	271	$336,000.00	2T
Stuart Appleby	66	70	66	69	271	$336,000.00	2T
Hank Kuehne	69	64	72	66	271	$336,000.00	2T
Jay Haas	67	67	70	68	272	$180,000.00	5
Jeff Maggert	71	66	72	64	273	$162,000.00	6
John Daly	69	69	67	70	275	$145,125.00	7T
Geoff Ogilvy	70	69	68	68	275	$145,125.00	7T
Peter Jacobsen	67	71	69	69	276	$117,000.00	9T
Vijay Singh	67	68	70	71	276	$117,000.00	9T
Kevin Sutherland	69	70	67	70	276	$117,000.00	9T
Steve Flesch	72	66	67	71	276	$117,000.00	9T
John Riegger	70	68	67	72	277	$84,375.00	13T
David Sutherland	69	67	68	73	277	$84,375.00	13T
Scott McCarron	69	68	67	73	277	$84,375.00	13T
Carlos Franco	73	67	68	69	277	$84,375.00	13T
Robert Gamez	71	66	67	74	278	$65,250.00	17T
Ernie Els	69	69	69	71	278	$65,250.00	17T
Briny Baird	67	71	68	72	278	$65,250.00	17T
Trevor Immelman	70	68	65	75	278	$65,250.00	17T
Bob May	69	68	69	73	279	$43,521.43	21T
Paul Stankowski	69	66	71	73	279	$43,521.43	21T
Chad Campbell	68	72	67	72	279	$43,521.43	21T
Garrett Willis	72	68	69	70	279	$43,521.43	21T
Alex Cejka	70	70	66	73	279	$43,521.43	21T
Greg Chalmers	73	68	64	74	279	$43,521.42	21T
Darron Stiles	70	70	67	72	279	$43,521.43	21T
Olin Browne	67	70	69	74	280	$31,950.00	28T
Jim Carter	71	69	68	72	280	$31,950.00	28T
Phil Mickelson	70	69	68	73	280	$31,950.00	28T
Tom Pernice Jr	66	70	71	74	281	$24,975.00	31T
Shaun Micheel	70	69	69	73	281	$24,975.00	31T
Jerry Kelly	69	69	71	72	281	$24,975.00	31T
Jeff Brehaut	69	71	67	74	281	$24,975.00	31T
Thomas Levet	72	68	70	71	281	$24,975.00	31T
Arron Oberholser	69	69	71	72	281	$24,975.00	31T
Ben Curtis	72	69	70	70	281	$24,975.00	31T
Kenneth Staton	69	70	70	72	281	$24,975.00	31T
Tom Byrum	71	70	72	69	282	$18,450.00	39T
Marco Dawson	71	70	66	75	282	$18,450.00	39T
Cameron Beckman	69	72	69	72	282	$18,450.00	39T
Heath Slocum	70	70	73	69	282	$18,450.00	39T
Ben Crane	69	69	69	75	282	$18,450.00	39T
Fred Funk	69	69	70	75	283	$13,986.00	44T
Brian Bateman	74	67	70	72	283	$13,986.00	44T
Ian Leggatt	68	69	71	75	283	$13,986.00	44T
John Senden	71	70	70	72	283	$13,986.00	44T
Patrick Sheehan	68	73	70	72	283	$13,986.00	44T
David Peoples	66	70	75	73	284	$10,750.00	49T
David Toms	70	66	73	75	284	$10,750.00	49T
Paul Goydos	69	72	69	74	284	$10,750.00	49T
David Berganio Jr	67	73	72	72	284	$10,750.00	49T
Deane Pappas	68	71	68	77	284	$10,750.00	49T
Justin Leonard	71	67	72	74	284	$10,750.00	49T
Robert Damron	70	70	73	71	284	$10,750.00	49T
Hidemichi Tanaka	70	71	71	72	284	$10,750.00	49T
Richard S Johnson	70	70	73	71	284	$10,750.00	49T
Tom Gillis	71	70	68	76	285	$10,035.00	58T
Rory Sabbatini	68	70	69	78	285	$10,035.00	58T
Andrew Magee	68	69	73	76	286	$9,810.00	60T
Neal Lancaster	69	71	69	77	286	$9,810.00	60T
Brandt Jobe	68	71	69	78	286	$9,810.00	60T
Dan Forsman	72	69	73	73	287	$9,495.00	63T
Brian Henninger	70	70	73	74	287	$9,495.00	63T
Woody Austin	69	70	69	79	287	$9,495.00	63T
Harrison Frazar	70	68	75	74	287	$9,495.00	63T
Phil Blackmar	70	71	72	77	290	$9,225.00	67T
David Frost	73	68	73	76	290	$9,225.00	67T
Carl Paulson	67	74	73	78	292	$9,090.00	69
Jose Coceres	67	71	74	85	297	$9,000.00	70

36-HOLE CUT

Player	R1	R2	Total
Blaine McCallister	72	70	142
Steve Pate	73	69	142
Tim Petrovic	70	72	142
Stephen Ames	70	72	142
Pat Bates	71	71	142
Cliff Kresge	71	71	142
Tim Herron	71	71	142
Jonathan Kaye	69	73	142
Aaron Barber	71	71	142
Andy Miller	71	71	142
J L Lewis	71	72	143
Robert Thompson	68	75	143
Bob Burns	73	70	143
Brett Quigley	75	68	143
Mike Grob	71	72	143
Mike Heinen	71	72	143
Mike Sposa	72	71	143
Vance Veazey	74	69	143
Brian Gay	71	72	143
Rod Pampling	68	75	143
Matt Kuchar	69	74	143
Jason Caron	71	72	143
Tommy Armour III	73	71	144
Steve Elkington	74	70	144
Jim McGovern	73	71	144
Joe Durant	72	72	144
Dicky Pride	71	73	144
Kent Jones	74	70	144
Doug Barron	73	71	144
Todd Fischer	71	73	144
Kenichi Kuboya	74	70	144
Brent Schwarzrock	73	71	144
Robert Hamilton	72	72	144
James H McLean	70	74	144
Akio Sadakata	72	72	144
Donnie Hammond	71	74	145
Duffy Waldorf	71	74	145
Esteban Toledo	70	75	145
J P Hayes	71	74	145
Matt Gogel	74	71	145
Todd Barranger	71	74	145
Paul Gow	72	73	145
Jason Buha	73	72	145
John E Morgan	68	77	145
Mark Brooks	77	69	146
Skip Kendall	72	74	146
Dave Stockton Jr	73	73	146
John Maginnes	71	75	146
K J Choi	70	76	146
Cameron Yancey	74	72	146
David Lundstrom	76	71	147
Jeff Klein	76	71	147
Steve Stricker	72	75	147
Spike McRoy	75	72	147
Frank Lickliter II	73	74	147
Brent Geiberger	74	73	147
Mathew Goggin	74	73	147
Steven Alker	71	76	147
Steve Allan	71	76	147
Joel Kribel	71	76	147
J J Henry	73	74	147
Jay Don Blake	77	71	148
Hal Sutton	74	74	148
Richard Zokol	74	74	148
John Gibson	74	74	148
Dean Wilson	72	76	148
Gavin Coles	74	74	148
Wilfredo Morales	73	75	148
Jason Gore	73	75	148
Chris Anderson	74	74	148
Adam Scott	68	80	148
Mike Hulbert	74	75	149
Brenden Pappas	75	74	149
Mark Wilson	74	75	149
Michael Pearson	73	76	149
Steve Jones	77	73	150
Brian Watts	73	77	150
Brad Lardon	76	74	150
Kaname Yokoo	74	76	150
Anthony Painter	77	73	150
Brad Elder	76	74	150
John Huston	74	78	152
Craig Kanada	76	77	153
Jhonnathan Vegas*	77	76	153
Brian K Smith	76	80	156
Aaron Baddeley	78	78	W

*amateur

Fred Couple's victory made him the first University of Houston golfer to win the Houston Tour stop.

2002
SHELL HOUSTON OPEN

TPC AT THE WOODLANDS
THE WOODLANDS, TEXAS • MARCH 28-31, 2002

SUMMARY

First Round:
Jim Carter fired a 7-under-par 65 to lead Esteban Toledo by one. Chris Riley, Vijay Singh, J.P. Hayes, Brian Bateman, Scott Verplank and Jay Haas were 2 strokes back.

Second Round:
After a 7-under-par 65, Singh was at 12-under-par 132 and led Darren Clarke by two strokes and Hayes by three.

Third Round:
Singh, at 18-under-par 198, led by three strokes over Clarke and five strokes over Jose Maria Olazabal.

Weather:
Mostly cloudy all week with temperatures reaching the mid 70s. Saturday's round was played early because of the possibility of thunderstorms. Winds 10-20 mph all week.

CHAMPION

VIJAY SINGH

Purse: $4,000,000
Par: 36-36—72
Yards: 7,018
Cut: 70 players at 1-under-par 143

TOURNAMENT RESULTS

Player	R1	R2	R3	R4	Total	Money	Place
Vijay Singh	67	65	66	68	—266	$720,000.00	1
Darren Clarke	69	65	67	71	—272	432,000.00	2
Jose Maria Olazabal	71	68	64	70	—273	272,000.00	3
Shigeki Maruyama	68	71	66	70	—275	176,000.00	4T
Jay Haas	67	70	69	69	—275	176,000.00	4T
Adam Scott	72	67	67	71	—277	129,500.00	6T
Tom Pernice Jr	71	70	67	69	—277	129,500.00	6T
Justin Leonard	70	68	69	70	—277	129,500.00	6T
Brandt Jobe	70	66	69	72	—277	129,500.00	6T
JP Hayes	67	68	71	72	—278	104,000.00	10T
Jim Carter	65	73	68	72	—278	104,000.00	10T
John Huston	70	73	68	68	—279	88,000.00	12T
Fred Funk	71	70	67	71	—279	88,000.00	12T
Scott Verplank	67	70	72	71	—280	72,000.00	14T
Nick Price	68	71	69	72	—280	72,000.00	14T
Briny Baird	70	71	67	72	—280	72,000.00	14T
David Toms	69	72	67	73	—281	54,133.33	17T
Rory Sabbatini	69	71	66	75	—281	54,133.33	17T
Fred Couples	68	71	68	74	—281	54,133.33	17T
Greg Chalmers	69	72	66	74	—281	54,133.33	17T
Frank Nobilo	70	70	70	71	—281	54,133.34	17T
Tom Byrum	70	70	70	71	—281	54,133.34	17T
Greg Norman	70	68	68	76	—282	33,714.28	23T
Jerry Kelly	71	68	70	73	—282	33,714.28	23T
Chris DiMarco	69	73	72	68	—282	33,714.28	23T
Hal Sutton	72	67	74	69	—282	33,714.29	23T
Loren Roberts	70	71	70	71	—282	33,714.29	23T
Rod Pampling	70	71	68	73	—282	33,714.29	23T
Stephen Ames	71	71	68	72	—282	33,714.29	23T
Chris Riley	67	70	71	75	—283	27,200.00	30
Paul Stankowski	72	68	66	78	—284	24,800.00	31T
Luke Donald	71	68	71	74	—284	24,800.00	31T
Chad Campbell	69	74	67	74	—284	24,800.00	31T
Phil Tataurangi	72	69	73	71	—285	18,109.00	34T
Heath Slocum	70	73	72	70	—285	18,109.09	34T
Dennis Paulson	72	69	69	75	—285	18,109.09	34T
Skip Kendall	72	69	72	72	—285	18,109.09	34T
Shingo Katayama	68	72	73	72	—285	18,109.09	34T
Kent Jones	71	72	71	71	—285	18,109.09	34T
David Duval	75	67	68	75	—285	18,109.09	34T
Pat Bates	71	71	70	73	—285	18,109.09	34T
Brian Bateman	67	72	73	73	—285	18,109.09	34T
Robert Allenby	68	72	69	76	—285	18,109.09	34T
Geoff Ogilvy	71	65	75	74	—285	18,109.10	34T
David Peoples	71	72	69	74	—286	11,440.00	45T
Len Mattiace	72	69	74	71	—286	11,440.00	45T
Mike Heinen	70	73	71	72	—286	11,440.00	45T
Bob Burns	68	74	71	73	—286	11,440.00	45T
Woody Austin	71	70	71	74	—286	11,440.00	45T
Tommy Armour III	72	70	71	73	—286	11,440.00	45T
Bob Tway	71	71	73	72	—287	9,472.00	51T
Kevin Sutherland	72	70	74	71	—287	9,472.00	51T
Glen Day	70	71	74	72	—287	9,472.00	51T
Russ Cochran	71	71	70	75	—287	9,472.00	51T
KJ Choi	72	70	75	70	—287	9,472.00	51T
Jay Williamson	72	70	73	73	—288	8,960.00	56T
Craig Parry	74	69	69	76	—288	8,960.00	56T
Colin Montgomerie	72	71	74	71	—288	8,960.00	56T
Jeff Brehaut	70	72	68	78	—288	8,960.00	56T
Michael Allen	71	69	72	76	—288	8,960.00	56T
JL Lewis	68	73	73	75	—289	8,680.00	61T
Miguel A Jimenez	69	73	73	74	—289	8,680.00	61T
Esteban Toledo	66	73	75	76	—290	8,480.00	63T
Ian Leggatt	70	73	70	77	—290	8,480.00	63T
Michael Clark II	70	72	74	74	—290	8,480.00	63T
Jerry Smith	70	70	71	80	—291	8,280.00	66T
Andrew Magee	69	74	71	77	—291	8,280.00	66T
Grant Waite	72	71	78	71	—292	8,120.00	68T
Robert Thompson	70	73	72	77	—292	8,120.00	68T
Pete Jordan	70	73	74	77	—294	8,000.00	70

36-HOLE CUT

Player	R1	R2	Total
Joey Sindelar	74	70	—144
John Senden	72	72	—144
Craig Perks	74	70	—144
Michael Muehr	71	73	—144
Neal Lancaster	74	70	—144
Brent Geiberger	73	71	—144
Steve Elkington	74	70	—144
Joel Edwards	73	71	—144
Brandel Chamblee	71	73	—144
Brian Watts	73	72	—145
Tom Scherrer	70	75	—145
John Riegger	73	72	—145
Brett Quigley	75	70	—145
Blaine McCallister	74	71	—145
Joe Durant	71	74	—145
John Daly	70	75	—145
David Berganio Jr	77	68	—145
Craig Barlow	73	72	—145
Notah Begay III	72	74	—146
Brian Gay	77	69	—146
Matt Gogel	74	72	—146
David Gossett	71	75	—146
Tim Herron	76	70	—146
Steve Lowery	74	72	—146
Shaun Micheel	73	73	—146
Steve Stricker	70	76	—146
Brett Wetterich	75	71	—146
Fulton Allem	74	73	—147
Cameron Beckman	73	74	—147
Jonathan Byrd	76	71	—147
Scott Dunlap	73	74	—147
Carlos Franco	74	73	—147
Harrison Frazar	73	74	—147
Scott Hoch	71	76	—147
Franklin Langham	74	73	—147
Scott Simpson	74	73	—147
Kenneth Staton	75	72	—147
Rich Beem	73	75	—148
Michael Campbell	73	75	—148
Ben Crane	71	77	—148
Edward Fryatt	78	70	—148
Jim Furyk	76	72	—148
Corey Pavin	71	77	—148
Tim Petrovic	74	74	—148
Lee Porter	76	72	—148
Chris Smith	71	77	—148
Tim Thelen	74	74	—148
David Frost	76	73	—149
JJ Henry	76	73	—149
Brad Lardon	75	74	—149
Michael Long	75	74	—149
Jeff Maggert	73	76	—149
Jim McGovern	72	77	—149
Wes Short	74	75	—149
Mike Sposa	75	74	—149
Thomas Bjorn	77	73	—150
Mark Brooks	73	77	—150
Larry Mize	72	78	—150
John Rollins	74	76	—150
Hidemichi Tanaka	73	77	—150
Ed Fiori	73	78	—151
Jonathan Kaye	75	76	—151
Deane Pappas	72	79	—151
David Sutherland	74	77	—151
Kaname Yokoo	77	74	—151
Olin Browne	76	76	—152
Phil Blackmar	76	77	—153
Tatsuaki Nakamura	71	82	—153
Paul Gow	72	82	—154
Curtis Strange	77	77	—154
Bill Skorheim	75	80	—155
Bob Heintz	75	81	—156

Vijay Singh's winning margin of six strokes matched the largest in tournament history, equaling Jack Burke Jr.'s six-stroke win in 1952 at Memorial Park.

2001
SHELL HOUSTON OPEN

TPC AT THE WOODLANDS
THE WOODLANDS, TEXAS • APRIL 19-22, 2001

SUMMARY

First Round:
Lee Janzen and Joe Durant fired 5-under-par 67s to lead Fred Couples, Carl Paulson and Adam Scott by one stroke.

Second Round:
After a 4-under-par 68, Janzen was at 9-under-par 135 and led Durant by one stroke and Tom Pernice, Jr. by two strokes.

Third Round:
Durant, at 9-under-par 207, led by one stroke over Janzen and two strokes over Hal Sutton.

Weather:
Mostly cloudy all week with temperatures reaching the low 80s. Steady morning winds of 10mph increasing to 15-20 mph each afternoon. Sunday wind gusts at 30 mph.

CHAMPION

HAL SUTTON

Purse: $3,400,000
Par: 36-36—72
Yards: 7,018
Cut: 73 players at 1-over-par 145

TOURNAMENT RESULTS

Player	R1	R2	R3	R4	Total	Money	Place
Hal Sutton	70	68	71	69	278	$612,000	1st
Joe Durant	67	69	71	74	281	$299,200	T2nd
Lee Janzen	67	68	73	73	281	$299,200	T2nd
John Cook	69	72	72	69	282	$149,600	T4th
Justin Leonard	71	70	72	69	282	$149,600	T4th
Len Mattiace	72	69	73	69	283	$113,900	T6th
Billy Mayfair	70	72	71	70	283	$113,900	T6th
Vijay Singh	73	70	69	71	283	$113,900	T6th
Chris DiMarco	69	70	71	74	284	$88,400	T9th
Ben Ferguson	72	71	68	73	284	$88,400	T9th
Kevin Sutherland	69	69	72	74	284	$88,400	T9th
David Toms	73	68	73	70	284	$88,400	T9th
Stewart Cink	73	70	71	71	285	$65,733	T13th
Joel Edwards	70	69	73	73	285	$65,733	T13th
Brian Gay	74	70	68	73	285	$65,733	T13th
Phil Blackmar	70	72	71	73	286	$49,300	T16th
Marco Dawson	71	69	73	73	286	$49,300	T16th
David Frost	72	72	71	71	286	$49,300	T16th
Paul Gow	73	72	68	73	286	$49,300	T16th
Scott Hoch	72	72	67	75	286	$49,300	T16th
Chris Riley	71	71	72	72	286	$49,300	T16th
Fred Couples	68	76	72	71	287	$34,000	T22nd
Nick Faldo	75	70	70	72	287	$34,000	T22nd
Carlos Franco	72	71	68	76	287	$34,000	T22nd
Shigeki Maruyama	73	72	72	70	287	$34,000	T22nd
Jeremy Anderson	72	72	72	72	288	$23,139	T26th
Jim Carter	72	69	77	70	288	$23,139	T26th
John Daly	71	69	73	75	288	$23,139	T26th
David Duval	72	70	72	74	288	$23,139	T26th
Brian Henninger	74	69	74	71	288	$23,139	T26th
Brandt Jobe	69	73	74	72	288	$23,139	T26th
Frank Lickliter II	75	68	71	74	288	$23,139	T26th
Tom Pernice, Jr.	70	67	74	77	288	$23,139	T26th
Chris Smith	71	72	70	75	288	$23,139	T26th
Briny Baird	74	71	72	72	289	$16,405	T35th
David Morland IV	72	69	72	76	289	$16,405	T35th
Carl Paulson	68	73	76	72	289	$16,405	T35th
Scott Simpson	72	71	74	72	289	$16,405	T35th
Mike Sposa	75	70	68	76	289	$16,405	T35th
Esteban Toledo	71	73	69	76	289	$16,405	T35th
Greg Chalmers	71	72	74	73	290	$12,580	T41st
Brad Elder	75	68	71	76	290	$12,580	T41st
Robert Gamez	71	70	75	74	290	$12,580	T41st
Bradley Hughes	71	72	74	73	290	$12,580	T41st
Tim Thelen	75	70	70	75	290	$12,580	T41st
Stephen Ames	72	71	75	73	291	$8,959	T46th
Tom Byrum	74	71	69	77	291	$8,959	T46th
Fred Funk	72	70	76	73	291	$8,959	T46th
J.J. Henry	71	74	71	75	291	$8,959	T46th
Joe Ogilvie	72	69	76	74	291	$8,959	T46th
Jerry Smith	71	72	73	75	291	$8,959	T46th
Brian Wilson	73	72	71	75	291	$8,959	T46th
Kaname Yokoo	69	76	75	71	291	$8,959	T46th
Jeff Brehaut	73	72	74	73	292	$7,718	T54th
Jimmy Green	70	71	76	75	292	$7,718	T54th
Craig Kanada	69	76	74	73	292	$7,718	T54th
Andrew Magee	70	71	73	78	292	$7,718	T54th
Shaun Micheel	72	71	68	81	292	$7,718	T54th
Garrett Willis	74	70	76	72	292	$7,718	T54th
Doug Barron	75	67	75	76	293	$7,446	T60th
Matt Gogel	70	69	79	75	293	$7,446	T60th
Robert Allenby	69	74	70	81	294	$7,208	T62nd
K.J. Choi	73	71	74	76	294	$7,208	T62nd
Greg Kraft	73	72	69	80	294	$7,208	T62nd
Lee Porter	73	72	72	77	294	$7,208	T62nd
Adam Scott	68	73	77	76	294	$7,208	T62nd
Tommy Armour III	73	72	76	74	295	$6,936	T67th
Paul Stankowski	73	69	80	73	295	$6,936	T67th
Robert Thompson	75	70	75	75	295	$6,936	T67th
Cliff Kresge	70	72	79	75	296	$6,766	T70th
Steve Pate	72	73	81	70	296	$6,766	T70th
J.P. Hayes	72	70	74	81	297	$6,664	72nd
Jeff Gallagher	71	71	74	83	299	$6,596	73rd

36-HOLE CUT

Player	R1	R2	Total
Jim McGovern	75	71	146
Kent Jones	71	75	146
Charles Howell III	73	73	146
Kelly Grunewald	74	72	146
Gary Nicklaus	71	75	146
Brandel Chamblee	74	72	146
Cameron Beckman	72	74	146
Emanuele Canonica	71	75	146
Bill Glasson	73	73	146
Steve Elkington	76	70	146
Woody Austin	73	73	146
Craig Barlow	73	73	146
Kevin Wentworth	74	72	146
Jay Williamson	75	71	146
Edw ard Fryatt	75	71	146
Ian Leggatt	71	75	146
Curtis Strange	74	72	146
Jerry Kelly	72	74	146
Stuart Appleby	76	70	146
Per-Ulrik Johansson	75	72	147
Mike Heinen	73	74	147
Kenny Perry	76	71	147
Jeff Hart	75	72	147
John Riegger	73	74	147
Blaine McCallister	75	72	147
Mark Wiebe	76	71	147
Ted Tryba	75	72	147
Dave Stockton, Jr.	78	69	147
Jeff Sluman	75	72	147
Skip Kendall	74	73	147
Pete Jordan	76	71	147
Mark Brooks	76	71	147
Doug Dunakey	74	73	147
Tommy Tolles	71	77	148
Andrew McLardy	73	75	148
Mark Hensby	72	76	148
Brent Schwarzrock	72	76	148
Jeff Julian	74	74	148
Harrison Frazar	75	73	148
Jay Haas	74	75	149
Dan Forsman	75	74	149
Michael Muehr	76	73	149
Keith Clearwater	78	71	149
J.L. Lewis	78	71	149
Gabriel Hjertstedt	74	75	149
Mathew Goggin	73	76	149
Marco Gortana	73	76	149
Craig Stadler	73	76	149
Rick Fehr	74	76	150
Brent Geiberger	75	75	150
Craig Spence	74	76	150
Glen Hnatiuk	78	72	150
Steve Allan	76	75	151
Robin Freeman	77	74	151
Graeme McDowell	78	73	151
Bob May	75	76	151
David Peoples	76	75	151
Jonathan Kaye	77	74	151
Ed Fiori	73	78	151
Olin Browne	75	76	151
Rich Beem	77	74	151
Hunter Haas	76	76	152
Chris Tidland	74	78	152
Brett Nutt	75	77	152
Chip Craig	76	76	152
Craig Perks	78	74	152
Danny Ellis	80	74	154
Rocky Walcher	75	79	154
Jeff Maggert	78	76	154
Joey Sindelar	76	78	154
Steve Jones	73	81	154
Kevin Johnson	80	75	155
Dicky Pride	74	81	155
Jeff Burns	79	76	155
Sean Murphy	78	78	156
Mike Kullberg	76	80	156
Jason Gore	77	80	157
Tripp Isenhour	74	83	157
Steve Jurgensen	84	74	158
Billy Ray Brown	88	82	170
Neal Lancaster	77	WD	
Loren Roberts	81	WD	
Bob Estes	WD		
Peter Jacobsen	WD		

With the 2001 Shell Houston Open, Hall Sutton has earned a victory in four consecutive seasons.

2000
SHELL HOUSTON OPEN

TPC AT THE WOODLANDS
THE WOODLANDS, TEXAS • APRIL 27-30, 2000

SUMMARY

First Round:
Carlos Franco and Hank Kuehne fired 7-under-par 65s to lead Kevin Sutherland, Craig Stadler, Brian Gay and Jerry Smith by one stroke.

Second Round:
Robert Allenby, Loren Roberts and Craig Stadler moved to 9-under-par 135 for a one-shot lead over 6 other players.

Third Round:
Robert Allenby shot a 4-under 68 to move to 13-under-par 203 for the tournament and a 1-shot lead over Craig Stadler.

Weather:
Ideal weater the entire week with afternoon temperatures in the mid to high 80s. No wind on Thur. & Fri. and gusty on Sat. & Sun. Sunny Thur. & Fri. and partly cloudy Sat. & Sun.

CHAMPION

ROBERT ALLENBY

Purse: $2,800,000
Par: 36-36—72
Yards: 7,018
Cut: 77 players at 2-under-par 142

TOURNAMENT RESULTS

Player	R1	R2	R3	R4	Total	Money	Place
Robert Allenby	68	67	68	72	275	$504,000.00	1st•
Craig Stadler	66	69	69	71	275	$302,400.00	2nd
Loren Roberts	68	67	72	69	276	$162,400.00	T3rd
Joel Edwards	68	71	67	70	276	$162,400.00	T3rd
Mark Brooks	69	67	72	69	277	$106,400.00	T4th
Brad Fabel	70	67	69	71	277	$106,400.00	T4th
Steve Lowery	73	67	70	68	278	$84,350.00	T7th
David Sutherland	72	70	67	69	278	$84,350.00	T7th
Mike Sposa	69	68	71	70	278	$84,350.00	T7th
Scott Hoch	71	65	69	73	278	$84,350.00	T7th
Paul Stankowski	67	69	78	65	279	$57,400.00	T11th
Pete Jordan	69	72	71	67	279	$57,400.00	T11th
Charles Raulerson	68	69	74	68	279	$57,400.00	T11th
Matt Gogel	68	68	72	71	279	$57,400.00	T11th
Carlos Franco	65	71	72	71	279	$54,400.00	T11th
Johnathan Kaye	72	66	68	73	279	$57,400.00	T11th
Esteban Toledo	70	70	73	67	280	$33,040.00	T17th
Carl Paulson	69	72	71	68	280	$33,040.00	T17th
Bruce Lietzke	69	71	70	70	280	$33,040.00	T17th
Jeff Maggert	70	71	69	70	280	$33,040.00	T17th
Joey Gullion	74	68	68	70	280	$33,040.00	T17th
Kevin Sutherland	66	72	70	72	280	$33,040.00	T17th
Dan Forsman	70	68	70	72	280	$33,040.00	T17th
Trevor Dodds	69	72	67	72	280	$33,040.00	T17th
Stephen Ames	68	71	68	73	280	$33,040.00	T17th
Fred Funk	67	69	69	75	280	$33,040.00	T17th
David Toms	70	72	70	69	281	$21,140.00	T27th
Jerry Kelly	71	71	68	71	281	$21,140.00	T27th
Tom Pernice Jr.	72	68	74	68	282	$16,675.56	T29th
Ryan Howison	70	70	74	68	282	$16,675.56	T29th
Skip Kendall	68	72	72	69	282	$16,675.56	T29th
Hal Sutton	71	6	72	70	282	$16,675.56	T29th
Jimmy Green	70	72	70	70	282	$16,675.56	T29th
Larry Mize	72	65	72	73	282	$16,675.55	T29th
Harrison Frazar	70	69	69	74	282	$16,675.55	T29th
Fulton Allem	68	71	68	75	282	$16,675.55	T29th
Bob May	72	66	69	75	282	$16,675.55	T29th
Bill Glasson	74	66	73	70	283	$11,480.00	T38th
Craig Spence	74	68	71	70	283	$11,480.00	T38th
Billy Mayfair	71	68	72	72	283	$11,480.00	T38th
David Edwards	70	72	69	72	283	$11,480.00	T38th
Frank Lickliter	71	66	72	74	283	$11,480.00	T38th
John Maginnes	69	69	71	74	283	$11,480.00	T38th
Doug Barron	67	71	71	74	283	$11,480.00	T38th
J.P. Hayes	71	70	73	70	284	$7,707.00	T45th
Omar Uresti	74	68	72	70	284	$7,707.00	T45th
Chris DiMarco	71	71	70	72	284	$7,707.00	T45th
Bradley Hughes	68	74	70	72	284	$7,707.00	T45th
Dave Stockton Jr.	67	70	72	75	284	$7,707.00	T45th
Brian Gay	66	73	69	76	284	$7,707.00	T45th
Casey Martin	70	67	70	77	284	$7,707.00	T45th
Neal Lancaster	71	69	74	71	285	$6,392.00	T53rd
Ben Bates	72	69	71	73	285	$6,392.00	T53rd
Mike Reid	71	70	71	73	285	$6,392.00	T53rd
Fred Couples	75	67	69	74	285	$6,392.00	T53rd
Jerry Smith	66	75	70	74	285	$6,392.00	T53rd
Jim McGovern	71	67	72	75	285	$6,392.00	T53rd
Shaun Micheel	68	70	69	78	285	$6,392.00	T53rd
Mike Brisky	74	68	76	68	286	$6,048.00	T60th
Jay Haas	69	70	75	72	286	$6,048.00	T60th
Ronnie Black	74	68	71	73	286	$6,048.00	T60th
Joe Durant	69	72	71	74	286	$6,048.00	T60th
Rick Fehr	68	71	72	75	286	$6,048.00	T60th
David Peoples	68	72	76	71	287	$5,852.00	T65th
Scott Dunlap	73	69	73	72	287	$5,852.00	T65th
Frank Nobilo	69	73	73	73	288	$5,656.00	T67th
Bob Friend	71	70	75	72	288	$5,656.00	T67th
Hank Kuehne	65	74	74	75	288	$5,656.00	T67th
Tim Thelen	72	69	72	75	288	$5,656.00	T67th
David Morland IV	70	70	73	75	288	$5,656.00	T67th
Phil Blackmar	73	69	72	75	289	$5,432.00	T72nd
Tommy Armour III	70	71	72	76	289	$5,432.00	T72nd
Rory Sabbatini	71	71	71	76	289	$5,432.00	T72nd
Scott Gump	71	70	73	76	290	$5,320.00	75th
Brad Faxon	69	73	77	72	291	$5,264.00	76th
Wayne Levi	72	70	71	79	292	$5208.00	77th

(•Allenby won the playoff on the fourth playoff hole.)

36-HOLE CUT

Player	R1	R2	Total
Gabriel Hjerstedt	71	72	143
Andrew Magee	72	71	143
Dudley Hart	73	70	143
Sean Murphy	70	73	143
Gary Nicklaus	70	73	143
Paul Goydos	72	71	143
K.J. Choi	71	72	143
D.A. Weibring	73	70	143
Justin Leonard	71	72	143
Stuart Appleby	69	74	143
Ed Fiori	71	72	143
Joey Sindelar	74	69	143
David Frost	69	74	143
Franklin Langham	68	75	143
Blaine McCallister	69	74	143
Greg Chalmers	73	71	144
Cameron Beckman	73	71	144
Kevin Wentworth	69	75	144
Steve Stricker	71	73	144
Peter Jacobsen	75	69	144
Brandt Jobe	71	73	144
Jason Caron	73	71	144
Mike Heinen	73	72	144
Emlyn Aubrey	74	71	145
John Cook	69	76	145
Len Mattiace	73	72	145
Mathew Goggin	73	72	145
Robert Thompson	74	71	145
Bob Heintz	71	74	145
Paul Curry	74	71	145
Mike Hulbert	72	73	145
Steve Jones	74	71	145
Brian Watts	70	75	145
Bart Bryant	71	74	145
Keith Nolan	70	75	145
Joe Ogilvie	70	75	145
Tom Byrum	69	77	146
Greg Kraft	70	76	146
Billy Ray Brown	72	74	144
Brad Elder	72	74	146
Craig Perks	71	74	146
P.H. Horgan III	73	73	146
Dicky Pride	73	74	147
Glen Hnatiuk	74	74	147
Bob Burns	76	71	147
Chip Beck	74	73	147
Jay Delsing	75	72	147
Mike Springer	75	72	147
Nolan Henke	73	74	147
Steve Hart	72	75	147
Jeff Brown	76	71	147
Brett Wetterich	76	72	148
Marco Dawson	75	73	148
Kelly Gibson	77	71	148
John Restino	80	68	148
Barry Cheesman	76	73	149
John Daly	74	75	149
Bobby Cochran	73	76	149
Bobby Cochran	73	76	149
Doug Dunakey	74	75	149
Craig Bowden	73	76	149
Ted Tryba	73	77	150
Craig Barlow	78	72	150
Brett Nutt	76	74	150
Scott McCarron	72	78	150
Jeff Gove	76	74	150
John Rollins	75	76	151
Aaron Bengoechea	76	75	151
Eric Booker	75	76	151
Tom Scherrer	77	74	151
Steve Gotsche	76	75	151
Jason Buha	74	77	151
Michael Clark	77	74	151
Rich Beem	77	74	151
Todd Rossetti	74	79	153
Brandel Chamblee	73	81	154
Sung Man Lee	79	75	154
Mike Weir	70	WD	
Tony Sills	79	WD	
Brent Schwarzrock	WD		

The Shell Houston Open marks Robert Allenby's first PGA TOUR win and one of two wins in 2000.

1999
SHELL HOUSTON OPEN

TPC AT THE WOODLANDS
THE WOODLANDS, TEXAS • APRIL 29 - MAY 2, 1999

SUMMARY

First Round:
Eric Booker opened with a 6-under-par 66. Omar Uresti trailed by one while seven other players, including Joey Sindelar and Hal Sutton were two back.

Second Round:
Sutton and Sindelar, a 8-under 126, held a one-shot lead over Jeff Gallagher. Stuart Applyby, Uresti and Mark Wiebe were two back.

Third Round:
Sutton, at 11-under-par, had a two-stroke lead over Sindelar. Frank Lickliter, Appleby, Clarence Rose and Loren Roberts were three back.

Weather:
Hot and humid Thursday. Cooler and pleasant the rest of the week with 10-20 mph winds Friday through Sunday.

CHAMPION



STUART APPLEBY

Purse: $2,500,000
Par: 36-36—72
Yards: 7,018
Cut: 76 players at 1-over-par 145

TOURNAMENT RESULTS

Player	R1	R2	R3	R4	Total	Money	Place
Stuart Appleby	70	68	70	71	—279	$450,000.00	1
John Cook	68	74	68	70	—280	$220,000.00	T2
Hal Sutton	68	68	69	75	—280	$220,000.00	T2
Mark Wiebe	69	69	71	73	—282	$120,000.00	4
Clark Dennis	72	69	71	71	—283	$84,750.00	T5
J.P. Hayes	72	69	69	73	—283	$84,750.00	T5
Jonathan Kaye	74	70	67	72	—283	$84,750.00	T5
Loren Roberts	72	69	67	75	—283	$84,750.00	T5
Vijay Singh	71	69	70	73	—283	$84,750.00	T5
Scott Hoch	73	70	67	74	—284	$53,571.43	T10
Bradley Hughes	72	72	71	69	—284	$53,571.43	T10
Frank Lickliter	71	68	69	76	—284	$53,571.43	T10
Larry Mize	70	70	71	73	—284	$53,571.43	T10
Esteban Toledo	69	71	73	71	—284	$53,571.43	T10
Brian Watts	70	70	69	75	—284	$53,571.43	T10
Joey Sindelar	68	68	71	77	—284	$53,571.42	T10
Bob Friend	72	70	72	71	—285	$36,250.00	T17
Jerry Kelly	71	68	72	74	—285	$36,250.00	T17
Greg Kraft	71	71	75	68	—285	$36,250.00	T17
Justin Leonard	71	69	75	70	—285	$36,250.00	T17
Tom Byrum	70	72	72	72	—286	$25,000.00	T21
Chris DiMarco	71	72	72	71	—286	$25,000.00	T21
Jimmy Green	73	71	68	74	—286	$25,000.00	T21
John Maginnes	71	72	70	73	—286	$25,000.00	T21
Craig Parry	70	70	73	73	—286	$25,000.00	T21
Omar Uresti	67	71	72	76	—286	$25,000.00	T21
Dan Forsman	71	72	72	72	—287	$17,375.00	T27
Fred Funk	68	77	72	70	—287	$17,375.00	T27
Jeff Gallagher	68	69	76	74	—287	$17,375.00	T27
Nolan Henke	70	70	78	69	—287	$17,375.00	T27
Bruce Lietzke	69	73	75	70	—287	$17,375.00	T27
Clarence Rose	70	74	64	79	—287	$17,375.00	T27
David Sutherland	68	75	79	66	—288	$12,928.58	T33
Robert Allenby	69	72	72	75	—288	$12,928.57	T33
Barry Cheesman	71	72	72	73	—288	$12,928.57	T33
Tim Loustalot	74	70	75	69	—288	$12,928.57	T33
Jeff Maggert	69	73	75	71	—288	$12,928.57	T33
Chris Smith	69	72	73	74	—288	$12,928.57	T33
Phil Tataurangi	71	72	71	74	—288	$12,928.57	T33
Notah Begay III	73	71	70	75	—289	$9,750.00	T40
Brian Claar	70	73	70	76	—289	$9,750.00	T40
Robert Gamez	71	69	77	72	—289	$9,750.00	T40
Rory Sabbatini	73	72	70	74	—289	$9,750.00	T40
Kevin Sutherland	71	71	76	71	—289	$9,750.00	T40
Cameron Beckman	68	74	74	74	—290	$7,150.00	T45
Doug Dunakey	72	70	71	77	—290	$7,150.00	T45
Tom Pernice, Jr.	72	70	75	73	—290	$7,150.00	T45
Lee Porter	71	72	71	76	—290	$7,150.00	T45
Steve Stricker	72	72	75	71	—290	$7,150.00	T45
Jay Williamson	70	74	69	77	—290	$7,150.00	T45
Eric Booker	66	74	75	76	—291	$5,788.89	T51
Mike Brisky	70	73	75	73	—291	$5,788.89	T51
Olin Browne	72	73	72	74	—291	$5,788.89	T51
John Daly	69	74	71	77	—291	$5,788.89	T51
Peter Jacobsen	70	74	72	75	—291	$5,788.89	T51
Tom Kite	77	68	72	74	—291	$5,788.89	T51
Franklin Langham	74	71	72	74	—291	$5,788.89	T51
Mike Standly	72	73	72	74	—291	$5,788.89	T51
Scott Gump	69	75	70	77	—291	$5,788.88	T51
Phil Blackmar	70	72	79	71	—292	$5,425.00	T60
Pete Jordan	70	73	75	74	—292	$5,425.00	T60
Payne Stewart	74	70	72	76	—292	$5,425.00	T60
D.A. Weibring	69	76	73	74	—292	$5,425.00	T60
David Duval	69	70	78	76	—293	$5,250.00	T64
Skip Kendall	74	68	75	76	—293	$5,250.00	T64
Len Mattiace	72	69	78	74	—293	$5,250.00	T64
Perry Moss	69	74	76	75	—294	$5,150.00	67
Joe Ogilvie	72	73	73	77	—295	$5,075.00	T68
David Ogrin	70	75	78	72	—295	$5,075.00	T68
Kelly Gibson	70	69	81	76	—296	$4,950.00	T70
Craig A. Spence	71	73	73	79	—296	$4,950.00	T70
Dave Stockton, Jr.	70	73	75	78	—296	$4,950.00	T70
Bob Estes	69	72	78	78	—297	$4,825.00	T73
Steve Lowery	73	71	77	76	—297	$4,825.00	T73
Steve Elkington	69	76	65	WD			
Katsumasa Miyamoto	72	72	WD				

(a) denotes amateur

36-HOLE CUT

Player	R1	R2	Total
Danny Briggs	71	75	—146
Mark Brooks	77	69	—146
Jay Delsing	72	74	—146
Scott Dunlap	72	74	—146
Joe Durant	73	73	—146
Brent Geiberger	70	76	—146
P.H. Horgan III	71	75	—146
Mike Hulbert	72	74	—146
Kent Jones	72	74	—146
Steve Jurgensen	73	73	—146
Lee Rinker	73	73	—146
Tom Scherrer	72	74	—146
Curtis Strange	73	73	—146
Ted Tryba	75	71	—146
Grant Waite	72	74	—146
Duffy Waldorf	72	74	—146
Briny Baird	74	73	—147
R.W. Eaks	72	75	—147
John Elliott	74	73	—147
Brian Gay	74	73	—147
Jay Haas	75	72	—147
Sean Murphy	73	74	—147
Frank Nobilo	74	73	—147
Victor Schwamkrug	76	71	—147
Tony Sills	74	73	—147
Alan Bratton	72	76	—148
Steve Flesch	72	76	—148
Larry Rinker	72	76	—148
Scott Simpson	70	78	—148
Mike Springer	74	74	—148
Doug Barron	73	76	—149
Rich Beem	72	77	—149
Greg Chalmers	71	78	—149
Robin Freeman	73	76	—149
Doug Martin	74	75	—149
Paul Stankowski	73	76	—149
Willie Wood	72	77	—149
Bob Burns	72	78	—150
Keith Fergus	74	76	—150
Blaine McCallister	74	76	—150
Mike Sullivan	77	73	—150
Emlyn Aubrey	73	78	—151
Jeff Brehaut	74	77	—151
Billy Ray Brown	75	76	—151
Chris Couch	73	78	—151
Ted Purdy	78	73	—151
David Seawell	73	78	—151
Geoffrey Sisk	75	76	—151
Lanny Wadkins	77	74	—151
Craig Barlow	80	72	—152
Ahmad Bateman	73	79	—152
Ben Bates	72	80	—152
Brian Henninger	76	76	—152
J.L. Lewis	75	77	—152
Jim McGovern	74	78	—152
Deane Pappas	76	76	—152
Brett Quigley	76	76	—152
Charles Warren	74	78	—152
Woody Austin	76	77	—153
Ed Brooks	77	76	—153
Wayne Grady	73	80	—153
Mike Heinen	72	81	—153
Gabriel Hjertstedt	75	78	—153
Sandy Lyle	76	77	—153
Dicky Pride	78	75	—153
Charles Raulerson	75	78	—153
Bo Van Pelt	77	76	—153
Neal Lancaster	76	78	—154
Ty Armstrong	80	75	—155
Steve Parker	76	79	—155
Tommy Tolles	74	81	—155
Brad Bryant	77	79	—156
Jim Gallagher, Jr.	76	80	—156
Ken Kelley	73	84	—157
Garry Rippy	79	80	—159
Paul Tesori	81	82	—163
Billy Sitton	86	83	—169
Rick Fehr	70	70	—DQ
Brad Fabel	77	77	—WD
Mike Sposa	77	—WD	

Stuart Appleby recorded the highest winning score on the TPC at The Woodlands, 9-under-par 279.

1998
SHELL HOUSTON OPEN

TPC AT THE WOODLANDS
THE WOODLANDS, TEXAS • APRIL 30 - MAY 3, 1998

SUMMARY

First Round:
Scott Hoch and Franklin Langham each shot 6-under-par 66 and led Mike Hulbert, Guy Boros, Bruce Lietzke and Jay Delsing by one.

Second Round:
Dan Forsman and Lee Janzen shared the lead at 6-under 138. David Duval trailed by one.

Third Round:
Jeff Maggert and Forsman, at 10-under-par 206, led Janzen by one and Fred Couples by two.

Weather:
Beautiful Thursday & Friday. Winds gusted to 20 mph Friday. Fog caused a 15-min. delay to Saturday's start. Storms in the area Saturday & Sunday, but no delays.

CHAMPION

DAVID DUVAL

Purse: $2,000,000
Par: 36-36—72
Yards: 7,018
Cut: 73 players at 2-over-par 146

TOURNAMENT RESULTS

Player	R1	R2	R3	R4	Total	Money	Place
David Duval	69	70	73	64	—276	$360,000.00	1st
Jeff Maggert	71	71	64	71	—277	216,000.00	2nd
Fred Couples	72	68	70	68	—278	136,000.00	3rd
Dudley Hart	70	72	70	67	—279	88,000.00	4thT
Lee Janzen	69	69	71	70	—279	88,000.00	4thT
Dan Forsman	68	70	68	74	—280	64,750.00	6thT
Jerry Kelly	71	71	70	68	—280	64,750.00	6thT
Dave Stockton, Jr.	74	71	67	68	—280	64,750.00	6thT
Hal Sutton	70	73	69	68	—280	64,750.00	6thT
Stephen Ames	72	68	71	70	—281	54,000.00	10th
Skip Kendall	73	72	70	67	—282	50,000.00	11th
Joe Durant	70	72	71	70	—283	39,200.00	12thT
Steve Flesch	75	71	69	68	—283	39,200.00	12thT
Scott Hoch	66	76	73	68	—283	39,200.00	12thT
John Huston	71	69	73	70	—283	39,200.00	12thT
Franklin Langham	66	74	71	72	—283	39,200.00	12thT
Olin Browne	69	77	68	70	—284	28,000.00	17thT
Jim Gallagher, Jr.	74	72	68	70	—284	28,000.00	17thT
Mike Hulbert	67	73	71	73	—284	28,000.00	17thT
Bruce Lietzke	67	76	72	69	—284	28,000.00	17thT
Grant Waite	73	72	69	70	—284	28,000.00	17thT
Ben Bates	71	71	73	70	—285	17,550.00	22ndT
Guy Boros	67	76	72	70	—285	17,550.00	22ndT
Bobby Gage	71	73	74	67	—285	17,550.00	22ndT
Donnie Hammond	68	76	69	72	—285	17,550.00	22ndT
Clarence Rose	76	70	70	69	—285	17,550.00	22ndT
Mike Sullivan	70	72	74	69	—285	17,550.00	22ndT
David Sutherland	73	69	74	69	—285	17,550.00	22ndT
Phil Tataurangi	70	73	74	68	—285	17,550.00	22ndT
Kelly Gibson	72	71	71	72	—286	12,150.00	30thT
Pete Jordan	73	71	70	72	—286	12,150.00	30thT
Phil Mickelson	71	75	72	68	—286	12,150.00	30thT
Chris Perry	76	69	72	69	—286	12,150.00	30thT
Omar Uresti	74	72	69	71	—286	12,150.00	30thT
Willie Wood	70	75	72	69	—286	12,150.00	30thT
Brandel Chamblee	74	72	70	71	—287	8,812.50	36thT
Bob Gilder	72	72	74	69	—287	8,812.50	36thT
Tom Kite	69	75	69	74	—287	8,812.50	36thT
Peter O'Malley	70	70	74	73	—287	8,812.50	36thT
Kenny Perry	71	71	75	70	—287	8,812.50	36thT
Doug Tewell	68	75	75	69	—287	8,812.50	36thT
Esteban Toledo	74	69	72	72	—287	8,812.50	36thT
D.A. Weibring	75	69	71	72	—287	8,812.50	36thT
Dave Barr	72	73	72	71	—288	6,600.00	44thT
Peter Jacobsen	75	70	72	71	—288	6,600.00	44thT
Sonny Skinner	74	71	71	72	—288	6,600.00	44thT
Doug Barron	75	70	72	72	—289	5,206.67	47thT
J.P. Hayes	70	75	74	70	—289	5,206.67	47thT
Keith Nolan	70	76	72	71	—289	5,206.67	47thT
Paul Stankowski	70	75	74	70	—289	5,206.67	47thT
Blaine McCallister	71	71	74	73	—289	5,206.66	47thT
John Morse	69	76	72	72	—289	5,206.66	47thT
Richard Coughlan	72	73	73	72	—290	4,586.67	53rdT
Greg Kraft	70	75	73	72	—290	4,586.67	53rdT
Jim McGovern	73	73	71	73	—290	4,586.67	53rdT
Payne Stewart	71	74	74	71	—290	4,586.67	53rdT
Rick Fehr	71	70	71	78	—290	4,586.66	53rdT
Robert Thompson	73	72	72	73	—290	4,586.66	53rdT
Jim Carter	74	71	73	73	—291	4,340.00	59thT
Joe Daley	72	74	73	72	—291	4,340.00	59thT
John Mahaffey	73	73	76	69	—291	4,340.00	59thT
Brett Quigley	74	70	75	72	—291	4,340.00	59thT
Lee Rinker	69	76	72	74	—291	4,340.00	59thT
Joey Sindelar	73	72	73	73	—291	4,340.00	59thT
Doug Martin	72	74	72	74	—292	4,180.00	65thT
Craig Parry	72	72	75	73	—292	4,180.00	65thT
Jay Delsing	67	73	78	75	—293	4,080.00	67thT
Gabriel Hjertstedt	72	73	71	77	—293	4,080.00	67thT
Mike Standly	72	74	75	72	—293	4,080.00	67thT
Fred Funk	72	74	73	75	—294	3,980.00	70thT
Lanny Wadkins	68	76	76	74	—294	3,980.00	70thT
Bradley Hughes	70	76	73	77	—296	3,920.00	72nd
Zoran Zorkic	72	74	74	77	—297	3,880.00	73rd

(a) denotes amateur

36-HOLE CUT

Player	R1	R2	Total
John Adams	72	75	—147
Ronnie Black	73	74	—147
Keith Fergus	72	75	—147
Bob Friend	75	72	—147
Jay Haas	70	77	—147
Steve Jurgensen	76	71	—147
Jonathan Kaye	71	76	—147
Spike McRoy	72	75	—147
Tom Pernice, Jr.	76	71	—147
Larry Rinker	75	72	—147
Tony Sills	75	72	—147
Curtis Strange	74	73	—147
Howard Twitty	73	74	—147
Craig Barlow	74	74	—148
Phil Blackmar	73	75	—148
Mark Brooks	71	77	—148
Brad Fabel	74	74	—148
Bruce Fleisher	74	74	—148
Scott Gump	77	71	—148
Mike Heinen	71	77	—148
Scott McCarron	76	72	—148
Kevin Sutherland	74	74	—148
Lennie Clements	72	77	—149
Clark Dennis	73	76	—149
Brent Geiberger	72	77	—149
Kent Jones	70	79	—149
Neal Lancaster	71	78	—149
David Ogrin	73	76	—149
Hugh Royer III	73	76	—149
Greg Twiggs	72	77	—149
Bobby Wadkins	77	72	—149
Chris DiMarco	76	74	—150
Robert Gamez	78	72	—150
Nolan Henke	72	78	—150
J.L. Lewis	74	76	—150
Iain Steel	77	73	—150
Ted Tryba	70	80	—150
Billy Ray Brown	72	79	—151
Mark Carnevale	75	76	—151
Barry Cheesman	74	77	—151
Brian Claar	76	75	—151
John Cook	80	71	—151
Steve Elkington	77	74	—151
Lee Porter	78	73	—151
Mike Springer	75	76	—151
Duffy Waldorf	73	78	—151
Tommy Armour III	75	77	—152
Tom Byrum	74	78	—152
Jaime Gomez	76	76	—152
Guy Hill	76	76	—152
John Riegger	79	73	—152
Vance Veazey	79	73	—152
Mike Weir	77	75	—152
Kevin Wentworth	77	75	—152
Mark Wurtz	78	74	—152
Danny Edwards	76	77	—153
Robin Freeman	71	82	—153
Lan Gooch	74	79	—153
Jimmy Johnston	77	76	—153
Chris Smith	73	80	—153
Tim Thelen	75	78	—153
Harrison Frazar	74	80	—154
Paul Goydos	77	77	—154
Mike Reid	79	75	—154
Andy Bean	74	81	—155
Chip Beck	81	74	—155
Ken Green	76	79	—155
Tim Loustalot	74	82	—156
Dicky Pride	75	81	—156
Tim Conley	75	82	—157
Bill McKenzie	77	80	—157
Jim Estes	77	81	—158
Heath Fell	76	82	—158
Kirk Triplett	80	78	—158
Niclas Fasth	78	81	—159
Brian Kamm	82	78	—160
Mark Klement	82	80	—162
Fulton Allem	77	91	—168
R.W. Eaks	76	76	—WD
Mike Small	76	76	—WD
Michael Christie	77	77	—WD
Dave Rummells	79	79	—WD
Glen Hnatiuk	WD		

This tournament marked John Mahaffey's 26th Houston Tour event and final regular PGA TOUR appearance before joining the Senior TOUR.

1997
SHELL HOUSTON OPEN

TPC AT THE WOODLANDS
THE WOODLANDS, TEXAS • MAY 1 - 4, 1997

SUMMARY

First Round:
David Duval shot a 7-under-par 65 to lead Curtis Strange by two strokes.

Second Round:
Duval, at 8-under-par 136, led Craig Parry and David Ogrin by one stroke.

Third Round:
Kevin Sutherland, who shot 66, and Phil Blackmar, who shot 67, shared the lead at 10-under-par 206, one shot ahead of Jerry Kelly.

Weather:
Mostly cloudy and in the 80's Thursday. Overcast and humid with periods of light rain Friday. Sunny and windy Saturday. Sunny with less wind Sunday.

CHAMPION

PHIL BLACKMAR

Purse: $1,600,000
Par: 36-36—72
Yards: 7,042
Cut: 71 players at 2-over-par 146

TOURNAMENT RESULTS

Player	R1	R2	R3	R4	Total	Money	Place
Phil Blackmar	68	71	67	70	—276	$288,000.00	1st•
Kevin Sutherland	68	72	66	70	—276	172,800.00	2nd
Steve Elkington	69	74	70	65	—278	108,800.00	3rd
Scott Hoch	73	68	68	70	—279	70,400.00	4thT
Hal Sutton	68	72	71	68	—279	70,400.00	4thT
Jerry Kelly	70	68	69	74	—281	55,600.00	6thT
Lanny Wadkins	73	70	71	67	—281	55,600.00	6thT
J.P. Hayes	73	72	64	73	—282	43,200.00	8thT
John Morse	68	74	69	71	—282	43,200.00	8thT
David Ogrin	69	68	74	71	—282	43,200.00	8thT
Larry Rinker	72	69	71	70	—282	43,200.00	8thT
Nolan Henke	73	71	68	70	—282	43,200.00	8thT
Fred Funk	69	72	70	72	—283	32,000.00	13thT
Craig Parry	71	66	73	73	—283	32,000.00	13thT
David Duval	65	71	75	73	—284	25,600.00	15thT
Neal Lancaster	71	72	69	72	—284	25,600.00	15thT
Scott McCarron	72	74	68	70	—284	25,600.00	15thT
Justin Leonard	71	74	68	71	—284	25,600.00	15thT
Mike Reid	73	69	70	72	—284	25,600.00	15thT
Tom Kite	71	73	70	71	—285	19,307.67	20thT
Brent Geiberger	72	69	69	75	—285	19,307.66	20thT
David Sutherland	69	72	73	71	—285	19,306.67	20thT
Jim Carter	73	68	70	75	—286	14,720.00	23rdT
Tom Byrum	72	73	74	67	—286	14,720.00	23rdT
Mike Hulbert	73	70	71	72	—286	14,720.00	23rdT
Grant Waite	68	72	73	73	—286	14,720.00	23rdT
Wayne Levi	75	67	71	74	—287	11,360.00	27thT
John Cook	72	70	71	74	—287	11,360.00	27thT
Billy Andrade	74	68	72	73	—287	11,360.00	27thT
Doug Martin	76	69	72	70	—287	11,360.00	27thT
Ronnie Black	72	70	73	72	—287	11,360.00	27thT
Brett Quigley	73	72	72	71	—288	8,853.33	32ndT
Omar Uresti	76	70	72	70	—288	8,853.34	32ndT
John Wilson	73	73	72	70	—288	8,853.33	32ndT
Mike Sullivan	76	70	71	71	—288	8,853.33	32ndT
Fred Couples	69	69	72	78	—288	8,853.33	32ndT
Duffy Waldorf	72	74	70	72	—288	8,853.33	32ndT
Brian Henninger	71	71	78	69	—289	6,880.00	38thT
Brad Lardon	74	72	72	71	—289	6,880.00	38thT
Phil Tataurangi	72	72	74	71	—289	6,880.00	38thT
Greg Twiggs	74	68	73	74	—289	6,880.00	38thT
Brad Bryant	74	72	74	69	—289	6,880.00	38thT
John Maginnes	74	71	73	72	—290	5,760.00	43rdT
Vijay Singh	71	71	71	77	—290	5,760.00	43rdT
Jeff Hart	74	72	74	71	—291	4,484.58	45thT
Lee Rinker	71	72	71	77	—291	4,484.57	45thT
Robert Gamez	72	70	72	77	—291	4,484.57	45thT
Tom Pernice, Jr.	75	68	74	76	—291	4,484.57	45thT
Brad Fabel	73	68	75	75	—291	4,484.57	45thT
Robin Freeman	71	71	76	73	—291	4,484.57	45thT
Lee Porter	72	73	72	74	—291	4,484.57	45thT
Jeff Maggert	74	72	74	72	—292	3,712.00	52ndT
Paul Goydos	72	71	71	78	—292	3,712.00	52ndT
Willie Wood	70	73	75	74	—292	3,712.00	52ndT
Greg Kraft	76	70	71	75	—292	3,712.00	52ndT
Craig Kanada	74	71	75	72	—292	3,712.00	52ndT
Joel Edwards	71	72	77	72	—292	3,712.00	52ndT
Craig Bowden	76	70	75	72	—293	3,536.00	58thT
Billy Ray Brown	74	72	74	73	—293	3,536.00	58thT
Larry Mize	75	71	71	76	—293	3,536.00	58thT
Lennie Clements	71	73	72	77	—293	3,536.00	58thT
Payne Stewart	74	72	76	73	—294	3,456.00	62nd
Jim Gallagher, Jr.	75	71	78	71	—295	3,392.00	63rdT
Bruce Lietzke	74	72	76	73	—295	3,392.00	63rdT
Curtis Strange	67	72	74	82	—295	3,392.00	63rdT
Patrick Burke	73	73	75	76	—297	3,328.00	66th
Mark Brooks	69	75	73	81	—298	3,248.00	67thT
Rafael Alarcon	76	70	82	70	—298	3,248.00	67thT
D.A. Weibring	72	71	79	76	—298	3,248.00	67thT
Ed Dougherty	74	70	77	77	—298	3,248.00	67thT
Steve Hart	74	70	78	78	—300	3,168.00	71st

(•Phil Blackmar won the playoff on the first extra hole.)

(a) denotes amateur

36-HOLE CUT

Player	R1	R2	Total
Loren Roberts	69	78	—147
Kirk Triplett	73	74	—147
Blaine McCallister	72	75	—147
Tim Simpson	76	71	—147
Doug Barron	75	72	—147
Billy Mayfair	72	75	—147
Jay Haas	71	76	—147
David Berganio	69	78	—147
Kevin Burton	73	74	—147
Robert Damron	73	74	—147
Tommy Tolles	76	72	—148
Brad Sutterfield	75	73	—148
Todd Demsey	75	73	—148
Tray Tyner	77	71	—148
Dave Stockton, Jr.	79	69	—148
Mike Brisky	73	75	—148
Eric Johnson	74	74	—148
David Lundstrom	78	70	—148
Joey Sindelar	73	75	—148
Jay Delsing	77	71	—148
Tommy Armour III	75	73	—148
Dicky Pride	77	71	—148
Emlyn Aubrey	76	72	—148
Dan Forsman	74	74	—148
Kelly Gibson	75	73	—148
Scott Dunlap	72	76	—148
Olin Browne	75	73	—148
Skip Kendall	71	78	—149
Shane Bertsch	77	72	—149
Mike Heinen	79	70	—149
Michael Christie	76	73	—149
Jimmy Johnston	77	73	—150
Allen Doyle	73	77	—150
Frank Nobilo	76	74	—150
Dudley Hart	78	72	—150
Spike McRoy	78	72	—150
Brian Claar	77	73	—150
Len Mattiace	72	78	—150
Jim McGovern	74	76	—150
Brandel Chamblee	77	74	—151
Sonny Skinner	76	75	—151
Scott Gump	76	75	—151
Patrick Prince	81	70	—151
Anthony Rodriguez	72	79	—151
David Toms	74	77	—151
Woody Austin	77	75	—152
John Dowdall	76	76	—152
Hugh Royer III	76	76	—152
Paul Tesori	77	75	—152
Larry Silveira	77	75	—152
Kawika Cotner	80	72	—152
Keith Fergus	79	73	—152
Hisayuki Sasaki	76	76	—152
Mark Wiebe	81	71	—152
Ted Tryba	79	73	—152
Andrew Magee	80	72	—152
Chris Patton	79	73	—152
Frank Lickliter	75	77	—152
Ed Fiori	74	79	—153
P.H. Horgan III	79	74	—153
Chip Beck	76	78	—154
Paul Claxton	75	79	—154
Mark Coward	79	75	—154
Bob Wolcott	75	79	—154
Jimmy Green	82	72	—154
Mike Standley	78	76	—154
John Mahaffey	76	78	—154
John Adams	77	77	—154
Bradley Hughes	76	78	—154
Jack O'Keefe	78	77	—155
Tony Mollica	81	74	—155
Dee Green	75	80	—155
Gabriel Hjertstedt	77	79	—156
Tony Sills	76	81	—157
Hideki Kase	79	78	—157
Chip Sullivan	75	83	—158
Joe Ozaki	79	80	—159
Matt Swanson	80	84	—164
Ben Crenshaw	81	WD	
Rick Fehr	78	WD	
Bill Glasson	77	WD	
Fulton Allem	75	WD	
John Huston	WD		

This tournament was decided by a playoff. In fact, playoffs are more likely in Houston PGA events than just about any other PGA TOUR event.

1996
SHELL HOUSTON OPEN

TPC AT THE WOODLANDS
THE WOODLANDS, TEXAS • MAY 2 - 5, 1996

SUMMARY

First Round:
Tommy Tolles and Mike Springer each fired 7-under-par 65. Lee Janzen, David Duval, Kirk Triplett and Mark Brooks trailed by a stroke.

Second Round:
Brooks, at 10-under 134, was one stroke ahead of Tolles, Springer and Doug Martin. Duval and Maggert were 2 strokes back at 8-under 136.

Third Round:
Maggert, at 14-under 202, led Duval by one stroke. Brooks trailed by two and Woody Austin was three back.

Weather:
Beautiful Thursday. Mostly cloudy and humid Friday. Mostly cloudy, warm and humid in the morning during the weekend with clearing in the afternoon.

CHAMPION

MARK BROOKS

Purse: $1,500,000
Par: 36-36—72
Yards: 7,042
Cut: 81 players at 1-under-par 143

TOURNAMENT RESULTS

Player	R1	R2	R3	R4	Total	Money	Place
Mark Brooks	66	68	70	70	—274	$270,000.00	1st
Jeff Maggert	67	69	66	72	—274	162,000.00	2nd
David Duval	66	70	67	72	—275	102,000.00	3rd
Woody Austin	69	71	65	73	—278	72,000.00	4th
Greg Kraft	67	70	74	68	—279	54,750.00	5thT
Tommy Tolles	65	70	72	72	—279	54,750.00	5thT
Doug Martin	67	68	72	72	—279	54,750.00	5thT
Andy Bean	69	74	69	68	—280	46,500.00	8th
Clarence Rose	68	72	68	73	—281	37,500.00	9thT
John Cook	72	66	69	74	—281	37,500.00	9thT
Bradley Hughes	73	68	71	69	—281	37,500.00	9thT
Payne Stewart	72	70	69	70	—281	37,500.00	9thT
Mike Springer	65	70	74	72	—281	37,500.00	9thT
John Huston	69	71	71	71	—282	26,250.00	14thT
Russ Cochran	67	71	71	73	—282	26,250.00	14thT
Tom Kite	70	70	70	72	—282	26,250.00	14thT
Len Mattiace	67	70	72	73	—282	26,250.00	14thT
Robert Gamez	68	73	69	73	—283	21,000.00	18thT
Mark Calcavecchia	72	71	68	72	—283	21,000.00	18thT
Grant Waite	73	68	72	70	—283	21,000.00	18thT
Donnie Hammond	68	72	72	72	—284	13,350.00	21stT
Lee Janzen	66	71	71	76	—284	13,350.00	21stT
Lennie Clements	70	68	70	76	—284	13,350.00	21stT
John Morse	73	69	71	71	—284	13,350.00	21stT
Craig Parry	69	71	69	75	—284	13,350.00	21stT
David Ogrin	71	71	70	72	—284	13,350.00	21stT
Scott Gump	71	70	68	75	—284	13,350.00	21stT
Ed Fiori	71	71	72	70	—284	13,350.00	21stT
Don Pooley	71	70	71	72	—284	13,350.00	21stT
Vijay Singh	71	68	71	74	—284	13,500.00	21stT
Bart Bryant	69	71	71	74	—285	8,700.00	31stT
Scott Dunlap	73	71	70	71	—285	8,700.00	31stT
Andrew Magee	72	71	70	72	—285	8,700.00	31stT
Scott Hoch	71	71	68	75	—285	8,700.00	31stT
Steve Jurgensen	69	72	72	72	—285	8,700.00	31stT
D.A. Weibring	70	71	72	72	—285	8,700.00	31stT
Charlie Rymer	71	73	71	71	—286	6,450.00	37thT
Brian Claar	73	71	70	72	—286	6,450.00	37thT
Jay Delsing	68	69	78	71	—286	6,450.00	37thT
John Wilson	69	70	72	75	—286	6,450.00	37thT
Rick Fehr	72	67	72	75	—286	6,450.00	37thT
Wayne Grady	72	71	71	72	—286	6,450.00	37thT
Dillard Pruitt	68	70	73	75	—286	6,450.00	37thT
Lee Rinker	71	70	74	72	—287	4,800.00	44thT
Joel Edwards	68	75	70	74	—287	4,800.00	44thT
Omar Uresti	71	70	70	76	—287	4,800.00	44thT
Robert Wrenn	73	70	75	69	—287	4,800.00	44thT
Mark Wiebe	70	72	76	70	—288	3,693.75	48thT
Mike Sullivan	74	69	70	75	—288	3,693.75	48thT
Joe Azaki	68	75	70	75	—288	3,693.75	48thT
Hal Sutton	72	72	74	70	—288	3,693.75	48thT
Kirk Triplett	66	73	71	78	—288	3,693.75	48thT
Carl Paulson	69	73	73	73	—288	3,693.75	48thT
Phil Blackmar	74	70	70	74	—288	3,693.75	48thT
Hisayuki Sasaki	69	68	72	79	—288	3,693.75	48thT
Brett Ogle	70	72	70	77	—289	3,330.00	56thT
Brian Henninger	71	69	74	75	—289	3,330.00	56thT
Tom Byrum	70	72	68	79	—289	3,330.00	56thT
Jim McGovern	71	72	72	74	—289	3,330.00	56thT
Allen Doyle	72	72	74	71	—289	3,330.00	56thT
Mike Hulbert	67	72	74	76	—289	3,330.00	56thT
Jerry Kelly	69	73	74	73	—289	3,330.00	56thT
Nolan Henke	73	68	77	72	—290	3,180.00	63rdT
Jim Thorpe	76	68	73	73	—290	3,180.00	63rdT
Joey Sindelar	69	75	72	74	—290	3,180.00	63rdT
Gary Rusnak	69	75	76	71	—291	3,090.00	66thT
Brian Tennyson	72	71	75	73	—291	3,090.00	66thT
Ron Whittaker	74	70	75	72	—291	3,090.00	66thT
Kevin Sutherland	74	70	76	72	—292	3,000.00	69thT
Jim Carter	69	74	77	72	—292	3,000.00	69thT
Ronnie Black	73	71	73	75	—292	3,000.00	69thT
Tim Herron	69	74	74	76	—293	2,895.00	72ndT
Joe Daley	71	70	74	78	—293	2,895.00	72ndT
Ben Crenshaw	77	67	75	74	—293	2,895.00	72ndT
Dave Barr	70	72	74	77	—293	2,895.00	72ndT
Steve Rintoul	72	67	78	77	—294	2,820.00	76th
Paul Azinger	73	70	82	70	—295	2,775.00	77thT
Chip Beck	73	68	74	80	—295	2,775.00	77thT
Marco Dawson	71	73	76	77	—297	2,730.00	79th
Russell Jenkins	75	67	74	82	—298	2,700.00	80th
Taylor Smith	70	74	75	DQ			

(a) denotes amateur

36-HOLE CUT

Player	R1	R2	Total
Hugh Royer III	77	77	—144
Gary Hallberg	75	72	—145
Keith Fergus	72	73	—145
John Adams	71	74	—145
Clark Dennis	72	73	—145
Brad Fabel	71	74	—145
Guy Boros	71	74	—145
Tony Sills	73	72	—145
Bobby Wadkins	75	72	—145
Dan Pohl	73	72	—145
Neal Lancaster	70	75	—145
Blaine McCallister	75	70	—145
Brian Kamm	70	75	—145
Curtis Strange	72	73	—145
John Inman	75	70	—145
Paul Stankowski	73	73	—146
Brad Bryant	74	72	—146
Mike Brisky	75	71	—146
Alan Bratton	73	73	—146
Dave Stockton, Jr.	75	71	—146
Dan Forsman	72	74	—146
David Peoples	72	74	—146
Tray Tyner	73	73	—146
Scott McCarron	75	71	—146
John Daly	71	75	—146
Tommy Armour III	74	72	—146
Mike Reid	74	72	—146
Jeff Hart	71	75	—146
Joey Gullion	74	72	—146
Kirk Johnson	77	69	—146
Mike Heinen	70	76	—146
Bob Gilder	74	73	—147
Chris Smith	73	74	—147
Pete Jordan	72	75	—147
Franklin Langham	77	70	—147
John Maginess	72	75	—147
Shane Bertsch	74	73	—147
Jay Williamson	74	74	—148
Ken McDonald	75	73	—148
Mike Swartz	72	76	—148
Curt Byrum	75	73	—148
Dicky Pride	74	75	—149
Rex Caldwell	74	75	—149
Billy Mayfair	74	75	—149
Justin Leonard	75	74	—149
John Elliot	76	73	—149
Jim Gallagher	73	76	—149
Hubert Green	77	72	—149
Bruce Lietzke	73	77	—150
Billy Ray Brown	76	74	—150
Bob Lohr	75	75	—150
David Toms	79	71	—150
Kelly Gibson	76	74	—150
Tom Scherrer	75	75	—150
Lucas Parsons	72	78	—150
Stuart Appleby	74	77	—151
Ed Humenik	76	75	—151
Charlie Rudd	78	73	—151
Scott Curiel	73	78	—151
Robin Freeman	78	73	—151
Fred Funk	75	76	—151
Frank Lickliter	78	74	—152
John Mahaffey	73	80	—152
Joe Acosta, Jr.	75	77	—152
Ted Tryba	77	76	—153
Scott Medlin	75	77	—153
Bob Estes	78	75	—153
Sean Murphy	74	79	—153
J.L. Lewis	76	79	—155
Steve Jones	80	75	—155
Mike Standly	81	75	—156
Jeff Julian	79	77	—156
Greg Twiggs	80	77	—157
Bryan Gorman	78	WD	
Ken Green	78	WD	

1996 marked the 50th anniversary of PGA events in Houston.

1995
SHELL HOUSTON OPEN

TPC AT THE WOODLANDS
THE WOODLANDS, TEXAS • APRIL 27 - 30, 1995

SUMMARY

First Round:
Steve Rintoul at 6-under-par 66, led by one over Wayne Levi, Jim Furyk, Billy Ray Brown, Peter Jacobsen and John Cook.

Second Round:
Scott Hoch at 12-under-par 132, led by two over Willie Wood.

Third Round:
Hoch at 15-under-par 201, led by five over Cook and Charlie Rymer.

Weather:
Unexpectedly beautiful every day.

CHAMPION

PAYNE STEWART

Purse: $1,400,000
Par: 36-36—72
Yards: 7,042
Cut: 87 players at 1-under-par 143

TOURNAMENT RESULTS

Player	R1	R2	R3	R4	Total	Money	Place
Payne Stewart	73	65	70	68	—276	$252,000.00	1st•
Scott Hoch	68	64	69	75	—276	151,200.00	2nd
Charlie Rymer	69	69	68	71	—277	95,200.00	3rd
Tray Tyner	70	69	68	71	—278	61,600.00	4thT
Paul Stankowski	71	68	71	68	—278	61,600.00	4thT
Brett Ogle	68	69	71	71	—279	48,650.00	6thT
Brian Claar	73	68	67	71	—279	48,650.00	6thT
Steve Rintoul	66	70	71	73	—280	40,600.00	8thT
John Wilson	71	69	68	72	—280	40,600.00	8thT
Vijay Singh	70	70	70	70	—280	40,600.00	8thT
John Cook	67	70	69	75	—281	35,000.00	11th
Curt Byrum	72	69	70	71	—282	25,800.00	12thT
Omar Uresti	73	68	68	73	—282	25,800.00	12thT
Willie Wood	68	66	75	73	—282	25,800.00	12thT
Kirk Triplett	73	66	72	71	—282	25,800.00	12thT
Clark Dennis	74	68	69	71	—282	25,800.00	12thT
Fred Funk	71	70	72	69	—282	25,800.00	12thT
Ed Fiori	71	70	71	70	—282	25,800.00	12thT
Phil Blackmar	70	72	69	72	—283	15,225.00	19thT
Scott Simpson	68	71	75	69	—283	15,225.00	19thT
Jeff Maggert	76	66	74	67	—283	15,225.00	19thT
Dicky Pride	71	68	71	73	—283	15,225.00	19thT
Gil Morgan	73	70	67	73	—283	15,225.00	19thT
Mike Sullivan	72	70	70	71	—283	15,225.00	19thT
Brad Bryant	69	72	72	70	—283	15,225.00	19thT
Greg Twiggs	71	69	73	70	—283	15,225.00	19thT
Joey Sindelar	73	67	72	72	—284	9,940.00	27thT
John Mahaffey	68	71	70	75	—284	9,940.00	27thT
David Duval	71	70	72	71	—284	9,940.00	27thT
Lennie Clements	71	72	66	75	—284	9,940.00	27thT
Harry Taylor	69	72	69	74	—284	9,940.00	27thT
Mark Brooks	70	70	71	74	—285	7,264.45	32ndT
Scott Gump	72	67	74	72	—285	7,264.44	32ndT
Doug Tewell	75	68	69	73	—285	7,264.44	32ndT
Justin Leonard	69	67	73	76	—285	7,264.44	32ndT
Blaine McCallister	69	71	68	77	—285	7,264.44	32ndT
Andrew Magee	69	72	69	75	—285	7,264.45	32ndT
J.F. Hayes	72	69	71	73	—285	7,264.45	32ndT
Curtis Strange	72	70	75	68	—285	7,264.45	32ndT
Jim Thorpe	69	71	71	74	—285	7,264.44	32ndT
Craig Stadler	70	69	73	74	—286	5,180.00	41stT
Howard Twitty	70	69	73	74	—286	5,180.00	41stT
Hal Sutton	69	73	68	76	—286	5,180.00	41stT
Ray Stewart	70	73	69	74	—286	5,180.00	41stT
Dan Forsman	70	70	69	77	—286	5,180.00	41stT
Brian Kamm	71	66	71	79	—287	3,640.00	46thT
David Feherty	68	74	72	73	—287	3,640.00	46thT
Craig Parry	70	70	69	78	—287	3,640.00	46thT
Doug Martin	71	72	75	69	—287	3,640.00	46thT
Jim Furyk	67	76	73	71	—287	3,640.00	46thT
Joey Rassett	72	70	73	72	—287	3,640.00	46thT
Brandel Chamblee	72	69	67	79	—287	3,640.00	46thT
Billy Ray Brown	67	74	74	72	—287	3,640.00	46thT
Skip Kendall	71	71	71	74	—287	3,640.00	46thT
Tom Kite	72	69	74	73	—288	3,178.00	55thT
Dudley Hart	68	72	71	77	—288	3,178.00	55thT
Steve Jones	69	71	70	78	—288	3,178.00	55thT
Lee Rinker	72	71	69	76	—288	3,178.00	55thT
Mark Calcavecchia	69	71	72	77	—289	2,996.00	59thT
Steve Gotsche	71	72	72	74	—289	2,996.00	59thT
Tommy Armour III	70	71	77	71	—289	2,996.00	59thT
Peter Jacobsen	67	75	78	69	—289	2,996.00	59thT
Mike Smith	69	73	73	74	—289	2,996.00	59thT
Ben Crenshaw	70	73	73	73	—289	2,996.00	59thT
Grant Waite	68	73	70	78	—289	2,996.00	59thT
Mike Standly	72	71	73	73	—289	2,996.00	59thT
Lee Janzen	72	68	73	76	—289	2,996.00	59thT
John Adams	71	68	74	77	—290	2,842.00	68thT
Don Pooley	70	72	73	75	—290	2,842.00	68thT
Bill Porter	73	70	74	74	—291	2,758.00	70thT
Joel Edwards	69	72	75	75	—291	2,758.00	70thT
Bob Lohr	70	73	77	71	—291	2,758.00	70thT
Clark Burroughs	71	71	74	75	—291	2,758.00	70thT
Chris Perry	69	71	77	75	—292	2,632.00	74thT
Bobby Wadkins	72	69	72	79	—292	2,632.00	74thT
Bruce Vaughan	73	70	75	74	—292	2,632.00	74thT
Dave Rummells	73	70	77	72	—292	2,632.00	74thT
Kawika Cotner	71	72	74	75	—292	2,632.00	74thT
Bart Bryant	69	71	75	78	—293	2,520.00	79thT
Guy Boros	73	70	76	74	—293	2,520.00	79thT
Tom Hearn	69	74	78	72	—293	2,520.00	79thT
Robin Freeman	72	69	81	73	—295	2,464.00	82nd
Keith Clearwater	70	73	75	78	—296	2,422.00	83rdT
Bruce Fleisher	71	72	76	77	—296	2,380.00	83rdT
Jeff Leonard	72	71	77	84	—304	2,380.00	85th
Dick Mast	70	71	76	DQ			
Fulton Allem	69	74	77	DQ			

(•Payne Stewart won the playoff with a par on the first extra hole.)

(a) denotes amateur

36-HOLE CUT

Player	R1	R2	Total
Tommy Tolles	69	75	—144
John Daly	71	73	—144
Dave Stockton, Jr.	72	72	—144
Mike Springer	71	73	—144
Tom Byrum	73	71	—144
Michael Bradley	73	71	—144
Ronnie Black	73	71	—144
Ted Tryba	69	75	—144
David Peoples	72	72	—144
Shingo Katayama	72	72	—144
Jim McGovern	68	76	—144
Pete Jordan	72	72	—144
Wayne Levi	67	78	—145
Don Reese	71	74	—145
Bob Burns	69	76	—145
Zoran Zorkic	73	72	—145
Carl Paulson	70	75	—145
Bob Gilder	71	74	—145
Steve Hart	68	77	—145
David Ogrin	72	73	—145
Wayne Grady	74	71	—145
Andy Bean	75	70	—145
Mike Briskey	71	74	—145
Nick Price	75	71	—146
John Dowdall	75	71	—146
J.L. Lewis	75	71	—146
Tim Loustalot	75	71	—146
Phil Mickelson	71	75	—146
D.A. Weibring	71	76	—147
Jim Carter	74	73	—147
Greg Kraft	70	77	—147
Jerry Haas	71	76	—147
Bill Britton	73	74	—147
Pat Bates	72	75	—147
Dave Barr	74	74	—148
Scott McCarron	71	77	—148
Ed Humenik	71	77	—148
Emlyn Aubrey	75	73	—148
Kelly Gibson	72	76	—148
Mike Heinen	72	76	—148
Ryan Howison	72	76	—148
Mike Donald	72	76	—148
Bobby Clampett	73	75	—148
Keith Fergus	73	75	—148
Steve Brodie	72	78	—150
Dicky Thompson	75	74	—149
Mike Hulbert	73	76	—149
Michael Allen	73	76	—149
Marco Dawson	76	73	—149
Steve Brodie	72	78	—150
Bob Eastwood	74	76	—150
Steve Elkington	75	75	—150
Mark Wurtz	77	73	—150
Tony Sills	74	77	—151
Joe Acosta, Jr.	72	79	—151
Dennis Paulson	74	78	—152
Woody Austin	75	77	—152
Gary Hallberg	75	77	—152
Rocco Mediate	71	81	—152
Jay Williamson	73	79	—152
Charles Epps	77	76	—153
Steve Parker (a)	76	77	—153
Jonathan Kaye	75	78	—153
Garry Rippy	75	79	—154
Scott Ford	74	80	—154
Jean-Paul Hebert	77	78	—155
Billy Sitton	75	83	—158
Jay Michals	79	84	—163
John Morse	73	DQ	
Mark Wiebe	75	WD	

Payne Stewart's 7 shots back was one of the greatest come-from-behind victories in Houston PGA event history.

1994
SHELL HOUSTON OPEN

TPC AT THE WOODLANDS
THE WOODLANDS, TEXAS • APRIL 28 - MAY 1, 1994

SUMMARY

First Round:
Andrew Magee, with a 7-under-par 65, led by a stroke over Bob Gilder and Dave Barr.

Second Round:
Tom Kite, at 11-under-par 133, led by one over Mike Heinen.

Third Round:
Jeff Maggert, Kite and Heinen, at 12-under-par 204, led by two strokes over Hal Sutton.

Weather:
Partly cloudy Thursday, Friday and Sunday. Saturday's round was delayed until 11:33 a.m. due to rain and lightning.

CHAMPION

MIKE HEINEN

Purse: $1,300,000
Par: 36-36—72
Yards: 7,042
Cut: 81 players at 1-under-par 143

TOURNAMENT RESULTS

Player	R1	R2	R3	R4	Total	Money	Place
Mike Heinen	67	68	69	68	—272	$234,000.00	1st
Jeff Maggert	70	66	68	71	—275	97,066.67	2ndT
Hal Sutton	68	70	68	69	—275	97,066.67	2ndT
Tom Kite	68	65	71	71	—275	97,006.67	2ndT
Vijay Singh	72	67	69	70	—278	49,400.00	5thT
Bob Gilder	66	76	69	67	—278	49,400.00	5thT
John Daly	68	74	70	67	—279	40,516.67	7thT
Peter Jacobsen	68	73	69	69	—279	40,516.65	7thT
Gil Morgan	70	71	72	66	—279	40,516.67	7thT
Dave Barr	66	72	71	71	—280	32,500.00	10thT
Curtis Strange	71	72	66	71	—280	32,500.00	10thT
Fred Funk	71	67	71	71	—280	32,500.00	10thT
Clark Dennis	69	71	72	69	—281	25,133.34	13thT
Jeff Woodland	69	72	66	74	—281	25,133.33	13thT
Fulton Allem	72	70	69	70	—281	25,133.33	13thT
Wayne Levi	72	67	69	74	—282	18,237.14	16thT
Doug Martin	71	66	70	75	—282	18,237.14	16thT
Jay Haas	72	67	73	70	—282	18,237.15	16thT
Robert Gamez	69	68	71	74	—282	18,237.14	16thT
Bob Lohr	70	66	74	72	—282	18,237.15	16thT
Rick Fehr	71	68	68	75	—282	18,237.14	16thT
John Morse	71	70	69	72	—282	18,237.14	16thT
Keith Clearwater	72	67	75	69	—283	12,480.00	23rdT
Mark McCumber	70	69	70	74	—283	12,480.00	23rdT
Donnie Hammond	70	69	71	73	—283	12,480.00	23rdT
Loren Roberts	70	72	69	73	—284	9,425.00	26thT
Mike Sullivan	70	71	70	73	—284	9,425.00	26thT
Pete Jordan	68	71	71	74	—284	9,425.00	26thT
Doug Tewell	71	68	71	74	—284	9,425.00	26thT
Brian Kamm	70	69	73	72	—284	9,425.00	26thT
Stan Utley	71	69	73	71	—284	9,425.00	26thT
Lennie Clements	68	71	72	74	—285	7,193.33	32ndT
David Toms	71	68	73	73	—285	7,193.33	32ndT
P.H. Horgan III	71	70	74	70	—285	7,193.33	32ndT
Marco Dawson	70	72	74	69	—285	7,193.34	32ndT
Dicky Pride	74	69	73	69	—285	7,193.34	32ndT
Tray Tyner	68	71	72	74	—285	7,193.33	32ndT
Jim McGovern	71	72	71	72	—286	5,070.00	38thT
Dick Mast	67	76	69	74	—286	5,070.00	38thT
Yoshi Mizumaki	68	72	73	73	—286	5,070.00	38thT
Robert Wrenn	70	66	74	76	—286	5,070.00	38thT
Steve Rintoul	73	70	70	73	—286	5,070.00	38thT
Brad Fabel	71	71	71	73	—286	5,070.00	38thT
Curt Byrum	71	72	70	73	—286	5,070.00	38thT
Andrew Magee	65	78	71	72	—286	5,070.00	38thT
Mark Lye	69	74	70	73	—286	5,070.00	38thT
Steve Pate	70	69	73	75	—287	3,298.75	47thT
D.A. Weibring	71	71	71	74	—287	3,298.75	47thT
J.L. Lewis	69	71	76	71	—287	3,298.75	47thT
Kelly Gibson	68	74	74	71	—287	3,298.75	47thT
John Wilson	69	73	71	74	—287	3,298.74	47thT
Dave Rummells	69	72	72	74	—287	3,298.75	47thT
Joey Rassett	68	71	74	74	—287	3,298.75	47thT
Mike Holbert	75	68	72	72	—287	3,298.75	47thT
Larry Rinker	70	72	75	71	—288	2,925.00	55thT
Steve Elkington	67	74	72	75	—288	2,925.00	55thT
Phil Tataurangi	69	73	73	73	—288	2,925.00	55thT
Shaun Michael	72	68	74	74	—288	2,925.00	55thT
Steve Lamontagne	74	68	72	74	—288	2,925.00	55thT
Neal Lancaster	73	68	74	73	—288	2,925.00	55thT
Ronnie Black	71	72	77	69	—289	2,769.00	61stT
Steve Brodie	70	70	70	79	—289	2,769.00	61stT
Paul Goydos	68	72	75	74	—289	2,769.00	61stT
Keith Fergus	70	72	74	73	—289	2,769.00	61stT
Ben Crenshaw	72	70	75	72	—289	2,769.00	61stT
Dan Pohl	70	72	74	73	—289	2,769.00	61stT
John Adams	71	71	72	76	—290	2,639.00	67thT
Brad Lardon	72	71	76	71	—290	2,639.00	67thT
Bill Britton	70	70	76	74	—290	2,639.00	67thT
Michael Allen	69	74	73	74	—290	2,639.00	67thT
Russell Beiersdorf	71	70	79	71	—291	2,535.00	71stT
Ted Tryba	71	72	71	77	—291	2,535.00	71stT
Tim Simpson	73	69	72	77	—291	2,535.00	71stT
Steve Gotsche	71	71	75	74	—291	2,535.00	71stT
Mark Brooks	72	69	75	76	—292	2,470.00	75th
Mike Briskey	68	75	75	75	—293	2,418.00	76thT
Duffy Waldorf	68	69	79	77	—293	2,418.00	76thT
Ed Humenik	69	71	71	82	—293	2,418.00	76thT
Tom Sieckmann	72	70	78	75	—295	2,366.00	79th
Ed Dougherty	71	70	82	74	—297	2,340.00	80th
Dudley Hart	68	70	72	WD			81st

(a) denotes amateur

36-HOLE CUT

Player	R1	R2	Total
Larry Silveira	74	70	—144
Robin Freeman	73	71	—144
Phil Blackmar	70	74	—144
Greg Scott	72	72	—144
Rocky Walcher	71	73	—144
Don Reese	73	71	—144
Trevor Dodds	71	73	—144
Jim Thorpe	69	75	—144
Tony Sills	69	75	—144
Todd Barranger	70	74	—144
Bill Kratzert	72	72	—144
Chris Kite	71	73	—144
Bruce Lietzke	69	75	—144
John Mahaffey	71	73	—144
Mark O'Meara	74	71	—145
Guy Boros	72	73	—145
Thomas Levet	74	71	—145
Jeff Sluman	74	71	—145
Bobby Clampett	74	71	—145
Michael Bradley	69	76	—145
Brian Claar	69	76	—145
Kirk Triplett	70	75	—145
Paul Stankowski	74	71	—145
Estaben Toledo	77	68	—145
Tommy Moore	73	73	—146
Nick Price	72	74	—146
Jim Furyk	70	76	—146
Bob May	72	74	—146
Harry Taylor	71	75	—146
David Ogrin	74	72	—146
David Peoples	72	74	—146
Jim Woodward	74	73	—147
Dave Stockton, Jr.	73	74	—147
Bob Estes	73	74	—147
Brad Bryant	74	73	—147
Bruce Fleisher	73	74	—147
Blaine McCallister	74	73	—147
Greg Kraft	75	72	—147
Mark Wurtz	73	74	—147
Mike Smith	75	73	—148
John Dowdall	73	75	—148
D.A. Russell	75	73	—148
Brad King	74	74	—148
Brian Henninger	73	75	—148
JC Anderson	76	73	—149
Buddy Gardner	73	76	—149
Eddie Kirby	77	72	—149
Dennis Paulson	72	77	—149
John Flannery	74	75	—149
David Feherty	72	77	—149
Dan Forsman	74	76	—150
Mike Standly	70	80	—150
Billy Ray Brown	77	73	—150
Brandel Chamblee	70	80	—150
Olin Browne	73	77	—150
Roger Maltbie	73	78	—151
Tom Garner	77	74	—151
Morris Hatalsky	73	78	—151
Sean Murphy	76	75	—151
Mark Carnevale	72	80	—152
Hubert Green	74	78	—152
Dave Lundstrom	73	79	—152
Denis Watson	75	77	—152
Robert Singletary	78	75	—153
Bill McKenzie	77	76	—153
Vic Carder	79	74	—153
Joel Edwards	72	82	—154
Ty Armstrong	79	75	—154
Billy Mayfair	72	81	—154
Chris DiMarco	78	78	—156
Bob Burns	78	79	—157
J.J. Wilton	80	80	—160
Greg Twiggs	72	DQ	
Charles Raulerson	77	WD	
Bobby Wadkins	81	WD	

Both Steve Lamontagne and John Daly had a hole-in-one on the 16th hole during this tournament.

1993
SHELL HOUSTON OPEN

TPC AT THE WOODLANDS
THE WOODLANDS, TEXAS • APRIL 29 - MAY 2, 1993

SUMMARY

First Round:
Blaine McCallister with an 8-under-par 64 led by one over John Huston and John Flannery.

Second Round:
McCallister at 15-under-par 129 led by two strokes over Jim McGovern and Huston.

Weather:
The first round was delayed due to rain and lightning. Play was called at 7:30 p.m. with 78 players still on the course. Friday's round was delayed due to fog. The second round was completed Saturday before the third round was cancelled due to rain and lightning resulting in a 54-hole tournament.

CHAMPION

JIM McGOVERN

Purse: $1,300,000
Par: 36-36—72
Yards: 7,042
Cut: 78 players at 4-under-par 140

TOURNAMENT RESULTS

Player	R1	R2	R3	Total	Money	Place
Jim McGovern	67	64	68	—199	$234,000.00	1st•
John Huston	65	66	68	—199	140,400.00	2nd
Blaine McCallister	64	65	71	—200	67,600.00	3rdT
Donnie Hammond	67	65	68	—200	67,600.00	3rdT
Payne Stewart	66	68	66	—200	67,600.00	3rdT
Larry Mize	68	64	69	—201	46,800.00	6th
Loren Roberts	67	67	69	—203	39,162.50	7thT
Fulton Allem	66	70	67	—203	39,162.50	7thT
Mike Springer	70	69	64	—203	39,162.50	7thT
Steve Elkington	70	65	68	—203	39,162.50	7thT
Andrew Magee	68	68	68	—204	26,650.00	11thT
Steve Pate	67	68	69	—204	26,650.00	11thT
Ben Crenshaw	67	68	69	—204	26,650.00	11thT
Brian Kamm	72	64	68	—204	26,650.00	11thT
Tom Byrum	70	66	68	—204	26,650.00	11thT
Jeff Maggert	66	68	70	—204	26,650.00	11thT
Lance Ten Broeck	72	67	66	—205	19,500.00	17thT
John Daly	69	70	66	—205	19,500.00	17thT
Bill Britton	67	69	69	—205	19,500.00	17thT
Ronnie Black	67	68	71	—206	14,083.33	20thT
Peter Persons	69	68	69	—206	14,083.33	20thT
Jay Haas	68	67	71	—206	14,083.33	20thT
Brian Henninger	70	68	68	—206	14,083.34	20thT
Jeff Woodland	70	68	68	—206	14,083.34	20thT
Gil Morgan	67	70	69	—206	14,083.33	20thT
Billy Ray Brown	67	72	68	—207	9,230.00	26thT
Willie Wood	69	70	68	—207	9,230.00	26thT
John Dowdall	66	73	68	—207	9,230.00	26thT
Tom Sieckmann	68	69	70	—207	9,230.00	26thT
Scott Hoch	68	67	72	—207	9,230.00	26thT
Mike Sullivan	68	71	68	—207	9,230.00	26thT
Morris Hatalsky	68	70	69	—207	9,230.00	26thT
Dave Barr	68	71	69	—208	6,581.25	33rdT
Brad Faxon	73	65	70	—208	6,581.25	33rdT
Keith Clearwater	69	70	69	—208	6,581.25	33rdT
Michael Bradley	69	69	70	—208	6,581.25	33rdT
Jim Gallagher	70	68	70	—208	6,581.25	33rdT
John Flannery	65	70	73	—208	6,581.25	33rdT
Fred Funk	69	67	72	—208	6,581.25	33rdT
Dan Forsman	69	70	69	—208	6,581.25	33rdT
J.L. Lewis	69	70	70	—209	4,115.09	41stT
Kirk Triplett	71	69	69	—209	4,115.09	41stT
Rick Fehr	70	69	70	—209	4,115.09	41stT
Perry Moss	72	66	71	—209	4,115.10	41stT
Harry Taylor	68	69	72	—209	4,115.09	41stT
Trevor Dodds	68	71	70	—209	4,115.09	41stT
Ed Humenik	69	69	71	—209	4,115.09	41stT
Ted Tryba	71	68	70	—209	4,115.09	41stT
Rick Dalpos	66	73	70	—209	4,115.09	41stT
Jeff Sluman	68	68	73	—209	4,115.09	41stT
D.A. Weibring	72	68	69	—209	4,115.09	41stT
P.H. Horgan III	69	68	73	—210	3,001.14	52ndT
Jim Woodward	69	69	72	—210	3,001.15	52ndT
Dennis Trixler	70	69	71	—210	3,001.14	52ndT
Scott Gump	70	69	71	—210	3,001.14	52ndT
Bobby Wadkins	66	71	73	—210	3,001.14	52ndT
Jaime Gomez	71	68	71	—210	3,001.14	52ndT
Tim Simpson	72	66	72	—210	3,001.15	52ndT
Justin Leonard (a)	69	68	73	—210		52ndT
John Adams	72	68	71	—211	2,821.00	60thT
Paul Goydos	70	70	71	—211	2,821.00	60thT
Michael Allen	70	69	72	—211	2,821.00	60thT
Dillard Pruitt	67	72	72	—211	2,821.00	60thT
Brad Fabel	71	69	71	—211	2,821.00	60thT
Kelly Gibson	69	71	71	—211	2,821.00	60thT
Eddie Pearce	70	68	74	—212	2,691.00	66thT
JC Anderson	71	69	72	—212	2,691.00	66thT
Neal Lancaster	72	66	74	—212	2,691.00	66thT
David Peoples	71	67	74	—212	2,691.00	66thT
Lennie Clements	71	69	73	—213	2,613.00	70thT
Tim Conley	68	72	73	—213	2,613.00	70thT
Shane Bertsch	69	70	75	—214	2,548.00	72ndT
David Jackson	70	70	74	—214	2,548.00	72ndT
Ed Sneed	66	73	75	—214	2,548.00	72ndT
Steve Lowery	68	71	76	—215	2,483.00	75thT
David Ogrin	67	70	78	—215	2,483.00	75thT
Rocco Mediate	71	69	76	—216	2,431.00	77thT
Chip Craig	71	69	76	—216	2,431.00	77thT

(•Jim McGovern won the playoff with a birdie on the second extra hole.)

(a) denotes amateur

36-HOLE CUT

Player	R1	R2	Total
Dudley Hart	70	71	—141
Bob Eastwood	68	73	—141
John Inman	69	72	—141
Buddy Gardner	71	70	—141
Billy Mayfair	72	69	—141
Barry Cheesman	73	68	—141
Marty Schiene	72	69	—141
Tony Sills	71	70	—141
Neale Smith	73	68	—141
Hal Sutton	69	72	—141
Dave Peege	71	70	—141
Corey Pavin	69	72	—141
Gary Nicklaus	71	70	—141
Phil Blackmar	70	71	—141
Grant Waite	67	74	—141
Wayne Levi	70	71	—141
Greg Lesher	70	71	—141
Steve Lamontagne	69	72	—141
Dave Rummels	71	70	—141
Greg Cesario	71	71	—142
Patrick Burke	72	70	—142
Tad Rhyan	72	70	—142
Mike Donald	72	70	—142
Russell Beiersdorf	73	69	—142
Mark Brooks	74	68	—142
Ed Dougherty	71	71	—142
Tim Thelen	72	70	—142
Jodie Mudd	69	73	—142
Jimmy Johnston	70	72	—142
Brandel Chamblee	72	70	—142
Dan Pohl	72	70	—142
Scott Curiel	71	71	—142
Craig Perry	73	69	—142
Bruce Lietzke	74	68	—142
Bill Kratzert	73	69	—142
Mike Hulbert	75	67	—142
John Ross	68	74	—142
Brian Claar	72	70	—142
Robert Wrenn	71	72	—143
Joel Edwards	70	73	—143
Mark Lye	74	69	—143
Greg Twiggs	72	71	—143
Ed Fiori	71	72	—143
Bruce Fleisher	70	73	—143
Robin Freeman	72	71	—143
Kenny Perry	70	73	—143
Roger Maltbie	74	69	—143
Jim Thorpe	69	74	—143
Lee Porter	73	71	—144
Jeff Cook	73	71	—144
Mark Wiebe	72	72	—144
David Toms	73	71	—144
Mike Schuchart	72	72	—144
Jim Hallet	71	73	—144
John Mahaffey	74	70	—144
Tim Hobby	74	70	—144
Dave Lundstrom	72	72	—144
Skip Kendall	70	74	—144
Mike Reid	73	72	—145
David Delong	74	71	—145
Len Mattiace	73	72	—145
Gene Jones	72	73	—145
Mike Standly	71	75	—146
Bob Estes	72	74	—146
Robert Friend	74	72	—146
Greg Kraft	74	72	—146
Mark Calcavecchia	74	73	—147
Larry Rinker	73	74	—147
David Frost	72	75	—147
John Elliott	76	71	—147
Chris Tucker	75	73	—148
Todd Sandow	70	78	—148
Joe Durant	75	75	—150
Lon Hinkle	75	76	—151
Carl Cooper	74	77	—151
Mike Board	76	77	—153
Henrik Simonsen	79	75	—154
Kim Young	DQ		

The 1993 Shell Houston Open was shortened to a 54-hole event after bad weather.

1992
SHELL HOUSTON OPEN

TPC AT THE WOODLANDS
THE WOODLANDS, TEXAS • APRIL 30 - MAY 1, 1992

SUMMARY

First Round:
Ronnie Black and Mike Hulbert, a 7-under-par 65, led Keith Clearwater by one stroke and a group of eight other players by 2.

Second Round:
Greg Twiggs' 65 put him at 11-under-par 133, good for a one stroke lead over Black and and a two stroke lead over six other players.

Third Round:
Fred Funk's course record 62 gave him a 14-under-par 202 and a one-stroke lead over defending champion Fulton Allem.

Weather:
Thursday, cloudy, overcast and mild until 4:00 p.m., partly sunny after. Mostly sunny, windy and warm Friday, Saturday and Sunday.

CHAMPION

FRED FUNK

Purse: $1,200,000
Par: 36-36—72
Yards: 7,042
Cut: 80 players at 1-under-par 143

TOURNAMENT RESULTS

Player	R1	R2	R3	R4	Total	Money	Place
Fred Funk	68	72	62	70	—272	$216,000.00	1st
Kirk Triplett	68	70	69	67	—274	129,600.00	2nd
Billy Ray Brown	72	71	68	64	—275	81,600.00	3rd
Fulton Allem	67	70	66	73	—276	57,600.00	4th
Mark Brooks	71	67	67	72	—277	45,600.00	5thT
Blaine McCallister	69	69	69	70	—277	45,600.00	5thT
Dan Forsman	69	69	73	67	—278	36,150.00	7thT
Nick Price	72	67	69	70	—278	36,150.00	7thT
Rick Fehr	70	69	68	71	—278	36,150.00	7thT
Robert Gamez	70	67	77	64	—278	36,150.00	7thT
Ronnie Black	65	69	75	70	—279	27,600.00	11thT
Loren Roberts	69	71	68	71	—279	27,600.00	11thT
David Peoples	70	68	74	67	—279	27,600.00	11thT
David Canipe	67	73	71	69	—280	18,600.00	14thT
Mike Hulbert	65	72	72	71	—280	18,600.00	14thT
Gil Morgan	70	72	71	67	—280	18,600.00	14thT
Brandel Chamblee	68	72	73	67	—280	18,600.00	14thT
Scott Gump	67	73	70	70	—280	18,600.00	14thT
Bob Eastwood	70	70	69	71	—280	18,600.00	14thT
Steve Hart	70	72	68	70	—280	18,600.00	14thT
Jim Gallagher	73	68	72	67	—280	18,600.00	14thT
Mark Wiebe	70	70	68	73	—281	10,530.00	22ndT
Bruce Zabriski	67	73	72	69	—281	10,530.00	22ndT
Jim Woodward	70	71	70	70	—281	10,530.00	22ndT
Fred Couples	70	73	71	67	—281	10,530.00	22ndT
Sam Randolph	72	66	74	69	—281	10,530.00	22ndT
Jay Haas	70	71	68	72	—281	10,530.00	22ndT
Jim McGovern	69	71	68	73	—281	10,530.00	22ndT
Steve Lamontagne	71	70	70	70	—281	10,530.00	22ndT
Tom Kite	67	70	75	70	—282	6,975.00	30thT
Bruce Lietzke	68	74	73	67	—282	6,975.00	30thT
Roger Maltbie	73	69	72	68	—282	6,975.00	30thT
Brian Claar	69	68	75	70	—282	6,975.00	30thT
D.A. Weibring	71	70	70	71	—282	6,975.00	30thT
Jim Hallet	68	74	68	72	—282	6,975.00	30thT
P.H. Horgan III	69	74	70	69	—282	6,975.00	30thT
Kim Young	67	70	76	69	—282	6,975.00	30thT
Keith Clearwater	66	72	73	72	—283	4,920.00	38thT
Lee Janzen	70	68	74	71	—283	4,920.00	38thT
E.J. Pfister	72	71	73	67	—283	4,920.00	38thT
Davis Love III	69	71	77	66	—283	4,920.00	38thT
Dave Rummells	67	72	69	75	—283	4,920.00	38thT
Tom Sieckmann	68	70	73	72	—283	4,920.00	38thT
Larry Rinker	70	71	73	69	—283	4,920.00	38thT
Lance Ten Broeck	71	72	69	72	—284	3,363.43	45thT
Dave Barr	69	73	71	71	—284	3,363.43	45thT
Steve Lowery	70	72	71	71	—284	3,363.43	45thT
David Frost	69	72	72	71	—284	3,363.43	45thT
Jeff Maggert	72	70	72	70	—284	3,363.43	45thT
Tom Jenkins	71	69	74	70	—284	3,363.43	45thT
Tom Byrum	69	72	68	75	—284	3,363.43	45thT
Rex Caldwell	70	72	70	73	—285	2,784.00	52ndT
Andrew Magee	68	74	72	71	—285	2,784.00	52ndT
Greg Lesher	72	69	74	70	—285	2,784.00	52ndT
Greg Twiggs	68	65	78	74	—285	2,784.00	52ndT
Jeff Sluman	67	74	75	69	—285	2,784.00	52ndT
John Ross	68	70	70	77	—285	2,784.00	52ndT
John Adams	70	71	70	75	—286	2,628.00	58thT
Mitch Adcock	68	73	69	76	—286	2,628.00	58thT
Peter Persons	72	69	75	70	—286	2,628.00	58thT
Gary McCord	72	69	69	76	—286	2,628.00	58thT
Ben Crenshaw	70	73	73	70	—286	2,628.00	58thT
Bob Estes	72	70	72	72	—286	2,628.00	58thT
Mike Donald	71	67	74	75	—287	2,532.00	64thT
J.F. Hayes	71	70	71	75	—287	2,532.00	64thT
Barry Jaeckel	72	71	74	71	—288	2,472.00	66thT
Jay Delsing	71	72	77	68	—288	2,472.00	66thT
David Ogrin	69	73	72	74	—288	2,472.00	66thT
Ed Fiori	72	71	74	72	—289	2,364.00	69thT
Steve Elkington	71	70	75	73	—289	2,364.00	69thT
Robert Thompson	68	74	74	73	—289	2,364.00	69thT
Peter Jacobsen	75	68	72	74	—289	2,364.00	69thT
John Riegger	70	73	72	74	—289	2,364.00	69thT
Gary Hallberg	70	69	73	77	—289	2,364.00	69thT
Robert Friend	71	71	75	73	—290	2,256.00	75thT
Jerry Haas	74	68	68	80	—290	2,256.00	75thT
Howard Twitty	72	71	74	73	—290	2,256.00	75thT
Mike Standly	71	69	72	79	—291	2,196.00	78thT
Mike Sullivan	71	71	72	77	—291	2,196.00	78thT
Jerry Anderson	71	72	76	76	—295	2,160.00	80th

(a) denotes amateur

36-HOLE CUT

Player	R1	R2	Total
Hale Irwin	73	71	—144
Chris Tucker	68	76	—144
Mike Springer	72	72	—144
Dave Schreyer	71	73	—144
Greg Kraft	70	74	—144
Mike Reid	73	71	—144
Ernie Gonzalez	70	74	—144
Bob Wolcott	71	73	—144
Tommy Armour III	69	75	—144
John Inman	70	75	—145
Jim Thorpe	72	73	—145
Hubert Green	75	70	—145
Curt Byrum	74	71	—145
Payne Stewart	73	72	—145
Dave Peege	70	75	—145
John Huston	74	71	—145
John Mahaffey	70	75	—145
Richard Zokol	73	72	—145
Billy Mayfair	70	75	—145
Ed Dougherty	68	77	—145
Ed Humenik	72	73	—145
Mark Carnevale	70	76	—146
Carl Cooper	76	70	—146
Marco Dawson	69	77	—146
Carl Stripling	71	75	—146
Dick Mast	72	74	—146
Jack Renner	72	74	—146
J.L. Lewis	74	72	—146
Paul McIntire	72	74	—146
Ron Streck	74	72	—146
Kenny Knox	74	72	—146
Dudley Hart	72	74	—146
Lon Hinkle	72	75	—147
Brad Bryant	71	76	—147
David Sutherland	75	72	—147
Larry Silveira	71	76	—147
Emlyn Aubrey	73	74	—147
Joel Edwards	72	75	—147
Buddy Gardner	68	79	—147
Michael Cunning	71	76	—147
Sonny Skinner	69	78	—147
Denis Watson	72	76	—148
Brian Kamm	70	78	—148
Frank Conner	68	80	—148
Tom Weiskopf	72	76	—148
Greg Whisman	73	75	—148
Wayne Levi	72	76	—148
George Burns	72	77	—149
Kelly Gibson	73	76	—149
Doug Martin	75	74	—149
Leonard Thompson	69	80	—149
Mike Smith	74	75	—149
Curtis Strange	72	77	—149
Dicky Thompson	75	74	—149
Donnie Massengale	72	77	—149
Morris Hatalsky	74	76	—150
Tray Tyner	73	77	—150
Patrick Burke	75	75	—150
John Dowdall	69	81	—150
Brad Fabel	73	77	—150
Brad Bell	73	78	—151
Tony Sills	76	75	—151
Brad Lardon	75	76	—151
John Elliott	73	78	—151
Michael Allen	77	75	—152
Mark Calcavecchia	72	80	—152
Neal Lancaster	73	79	—152
Robin Freeman	75	77	—152
Jon Chaffee	76	77	—153
Greg Hickman	76	77	—153
Brian Tennyson	76	79	—155
Scott Verplank	72	83	—155
Henrik Simonsen	80	77	—157
Mark Hayes	77	81	—158
Francis Quinn	86	WD	

Fred Funk's third round 62 was a TPC at The Woodlands course record.

1991
INDEPENDENT INSURANCE AGENT OPEN

TPC AT THE WOODLANDS
THE WOODLANDS, TEXAS • OCTOBER 23 - 27, 1991

SUMMARY

First Round:
Robert Wrenn, Jeff Maggert and Steve Jones at 7-under-par 65, led by a stroke over Dicky Thompson.

Second Round:
Maggert added another 65, for a 14-under-par 130 total, and a four stroke lead over Billy Ray Brown and Duffy Waldorf.

Third Round:
Maggert with a 2-under-par 70 moved to 16-under, and led Brown, Donnie Hammond, Mike Hulbert and Mike Reid by three strokes.

Weather:
First round start delayed for 1 hour due to heavy fog. The finish of the first round and the second round were played on Friday.

CHAMPION

FULTON ALLEM

Purse: $800,000
Par: 36-36—72
Yards: 7,042
Cut: 80 players at 2-under-par 142

TOURNAMENT RESULTS

Player	R1	R2	R3	R4	Total	Money	Place
Fulton Allem	71	69	67	66	—273	$144,000.00	1st
Mike Hulbert	68	69	66	71	—274	59,733.33	2ndT
Tom Kite	69	73	64	68	—274	59,733.33	2ndT
Billy Ray Brown	67	67	69	71	—274	59,733.34	2ndT
Duffy Waldorf	67	67	72	69	—275	30,400.00	5thT
Mike Springer	71	70	69	65	—275	30,400.00	5thT
Bryan Norton	70	70	69	67	—276	23,280.00	7thT
Steve Jones	65	74	70	67	—276	23,280.00	7thT
Gary Hallberg	68	69	70	69	—276	23,280.00	7thT
Donnie Hammond	69	68	66	73	—276	23,280.00	7thT
Mike Reid	67	68	68	73	—276	23,280.00	7thT
John Huston	71	71	70	65	—277	15,200.00	12thT
Kirk Triplett	71	68	68	70	—277	15,200.00	12thT
Bobby Clampett	75	67	69	66	—277	15,200.00	12thT
Payne Stewart	69	67	70	71	—277	15,200.00	12thT
John Mahaffey	72	70	66	69	—277	15,200.00	12thT
Joel Edwards	68	70	70	69	—277	15,200.00	12thT
Richard Zokol	68	70	68	72	—278	9,737.14	18thT
Scott Gump	72	69	67	70	—278	9,737.15	18thT
Brad Lardon	70	70	67	71	—278	9,737.15	18thT
Larry Mize	72	69	69	68	—278	9,737.15	18thT
Jerry Haas	70	72	66	70	—278	9,737.15	18thT
Ronnie Black	69	71	68	70	—278	9,737.14	18thT
Bob Estes	72	69	70	67	—278	9,737.15	18thT
John Daly	70	72	71	66	—279	6,106.67	25thT
Jeff Sluman	73	67	66	73	—279	6,106.66	25thT
Bart Bryant	70	71	70	68	—279	6,106.67	25thT
Peter Persons	67	71	73	68	—279	6,106.67	25thT
Billy Mayfair	71	69	69	70	—279	6,106.67	25thT
Buddy Gardner	70	71	67	71	—279	6,106.67	25thT
Blaine McCallister	69	70	69	72	—280	4,256.00	31stT
Ed Dougherty	70	71	69	70	—280	4,256.00	31stT
Lee Janzen	68	69	72	71	—280	4,256.00	31stT
Dan Forsman	73	66	74	67	—280	4,256.00	31stT
Jeff Maggert	65	65	70	80	—280	4,256.00	31stT
Jim Gallagher	70	71	69	70	—280	4,256.00	31stT
Roger Maltbie	67	75	67	71	—280	4,256.00	31stT
Jay Haas	72	64	73	71	—280	4,256.00	31stT
Brian Tennyson	70	70	70	70	—280	4,256.00	31stT
Dick Mast	70	71	69	70	—280	4,256.00	31stT
Kim Young	67	74	72	68	—281	2,532.36	41stT
Dillard Pruitt	72	69	69	71	—281	2,532.37	41stT
Michael Allen	68	72	71	70	—281	2,532.36	41stT
Jim Woodward	68	71	72	70	—281	2,532.36	41stT
Bruce Lietzke	71	68	68	74	—281	2,532.36	41stT
Bob Wolcott	71	70	68	72	—281	2,532.36	41stT
Charles Bowles	71	70	69	71	—281	2,532.36	41stT
Fred Funk	72	70	68	71	—281	2,532.36	41stT
Craig Stadler	67	73	70	71	—281	2,532.37	41stT
Keith Fergus	71	71	70	69	—281	2,532.36	41stT
Karl Kimball	70	70	71	71	—282	1,856.00	52ndT
Lennie Clements	71	69	70	72	—282	1,856.00	52ndT
Steve Elkington	69	67	71	75	—282	1,856.00	52ndT
Brad Fabel	73	68	69	72	—282	1,856.00	52ndT
John Adams	72	67	71	72	—282	1,856.00	52ndT
Howard Twitty	67	70	71	74	—282	1,856.00	52ndT
Greg Norman	71	71	69	72	—283	1,736.00	58thT
Mike Donald	69	71	71	72	—283	1,736.00	58thT
Clark Dennis	70	72	69	72	—283	1,736.00	58thT
Robert Wrenn	65	77	70	71	—283	1,736.00	58thT
Brian Claar	73	67	68	75	—283	1,736.00	58thT
Emlyn Aubrey	67	73	72	71	—283	1,736.00	58thT
Dudley Hart	73	66	71	73	—283	1,736.00	58thT
Kenny Knox	68	71	75	69	—283	1,736.00	58thT
Bob Eastwood	69	72	71	72	—284	1,648.00	66thT
Tom Sieckmann	72	70	71	71	—284	1,648.00	66thT
Dave Rummells	70	71	70	73	—284	1,648.00	66thT
John Inman	71	69	72	73	—285	1,616.00	69th
Ray Stewart	70	72	71	73	—286	1,592.00	70thT
Ed Humenik	69	69	68	80	—286	1,592.00	70thT
Greg Whisman	73	68	71	75	—287	1,552.00	72ndT
Lance Ten Broeck	70	72	68	77	—287	1,592.00	72ndT
John Wilson	67	68	75	77	—287	1,552.00	72ndT
Larry Silveira	68	72	73	75	—288	1,520.00	75thT
Jim Thorpe	71	68	74	77	—290	1,504.00	76th
Grant Waite	75	67	74	75	—291	1,488.00	77th
Jim Benepe	71	70	73	78	—292	1,456.00	78thT
Carl Cooper	73	67	75	77	—292	1,456.00	78thT
Sean Murphy	70	72	76	74	—292	1,456.00	78thT

(a) denotes amateur

36-HOLE CUT

Player	R1	R2	Total
Brian Kamm	71	72	—143
Mark McCumber	70	73	—143
Jack Renner	72	71	—143
Tommy Moore	74	69	—143
Willie Wood	70	73	—143
Ben Crenshaw	69	74	—143
Stan Utley	74	69	—143
Ken Green	70	73	—143
Brad Bryant	71	72	—143
Chris Perry	71	72	—143
Brad Bell	73	70	—143
Wayne Levi	71	72	—143
Mark Wiebe	72	71	—143
Rick Fehr	74	69	—143
Curt Byrum	72	71	—143
Nolan Henke	74	69	—143
Greg Bruckner	73	71	—144
Gregory Ladehoff	74	70	—144
Jim McGovern	71	73	—144
Larry Rinker	69	75	—144
Ted Schulz	73	71	—144
Mike Sullivan	73	71	—144
David Canipe	71	73	—144
Bill Glasson	71	73	—144
Bill Buttner	72	72	—144
JC Anderson	77	68	—145
Brian Watts	68	77	—145
Russ Cochran	74	71	—145
Tom Byrum	73	72	—145
Jim Booros	73	72	—145
Jon Cutshall	71	74	—145
Ken Schall	75	70	—145
Robert Thompson	73	72	—145
David Peoples	75	70	—145
Neal Lancaster	72	73	—145
Mark Lye	73	72	—145
David Frost	71	74	—145
David Sutherland	77	68	—145
Brandt Jobe	68	77	—145
Jeff Klein	73	72	—145
Ron Streck	72	74	—146
Mark Brooks	72	74	—146
Brad Faxon	74	72	—146
P.H. Horgan III	72	74	—146
Andy Bean	71	75	—146
Morris Hatalsky	75	71	—146
Brandel Chamblee	74	72	—146
Curtis Strange	74	72	—146
Ian Baker-Finch	74	72	—146
Dicky Thompson	66	80	—146
Tommy Armour III	72	74	—146
Scott Verplank	74	72	—146
Trevor Dodds	73	73	—146
Bill Kratzert	76	71	—147
Craig Woolly	72	75	—147
Andy North	72	75	—147
Dave Barr	73	74	—147
Hal Sutton	76	71	—147
Ed Sneed	72	75	—147
Bill Britton	74	73	—147
Dave Edwards	71	77	—148
Mike Standly	75	74	—149
Mark Hayes	73	76	—149
Barry Cheesman	72	77	—149
Leonard Thompson	74	75	—149
Craig Rudolph	76	75	—151
Perry Arthur	79	72	—151
Henrik Simonsen	79	73	—152
Tommy Aycock	77	77	—154
Greg Twiggs	76	79	—155
Marco Dawson	78	78	—156
Ken Ramsey	85	74	—159
Hal Underwood	80	80	—160

Originally scheduled for April 4 -7, the 1991 Independent Insurance Agent Open was rescheduled due to bad weather for October 23 - 27.

1990
INDEPENDENT INSURANCE AGENT OPEN

TPC AT THE WOODLANDS
THE WOODLANDS, TEXAS • MARCH 28 - APRIL 1, 1990

SUMMARY

First Round:
P.H. Horgan III shot a 6-under-par 66 to lead Steve Elkington, Gil Morgan, Bruce Lietzke, Fred Couples and George Burns by a stroke.

Second Round:
Hal Sutton shot an 8-under-par 64 for a two round total 133 to tie David Peoples for the lead.

Weather:
Thursday play suspended at 2:41 p.m. and cancelled at 3:48 p.m. without resumption due to heavy rain. Friday play resumed at 7 a.m., but stopped again at 9:08 a.m. due to rain and lightning. Play started again at 3:30 p.m. with the rest of the players completing round one. The tournament was then shortened to 54 holes.

CHAMPION



TONY SILLS

Purse: $1,000,000
Par: 36-36—72
Yards: 7,042
Cut: 80 players at 1-under-par 143

TOURNAMENT RESULTS

Player	R1	R2	R3	Total	Money	Place
Tony Sills	67	72	65	—204	$180,000.00	1st•
Gil Morgan	67	70	67	—204	108,000.00	2nd
Fred Couples	67	69	69	—205	39,062.50	3rdT
Ian Woosnam	69	69	67	—205	39,062.50	3rdT
David Peoples	67	66	72	—205	39,062.50	3rdT
Scott Simpson	68	68	69	—205	39,062.50	3rdT
Seve Ballesteros	69	68	68	—205	39,062.50	3rdT
Larry Mize	68	69	68	—205	39,062.50	3rdT
Brad Bryant	68	73	64	—205	39,062.50	3rdT
Bruce Lietzke	67	70	68	—205	39,062.50	3rdT
Brad Fabel	69	69	68	—206	22,000.00	11thT
John Mahaffey	70	67	69	—206	22,000.00	11thT
Bob Gilder	68	69	69	—206	22,000.00	11thT
Andrew Magee	72	65	69	—206	22,000.00	11thT
Sandy Lyle	68	72	67	—207	14,066.67	15thT
Hal Sutton	69	64	74	—207	14,066.67	15thT
Craig Parry	70	67	70	—207	14,066.67	15thT
Jay Haas	68	68	71	—207	14,066.67	15thT
Corey Pavin	70	66	71	—207	14,066.67	15thT
Brad Faxon	71	71	65	—207	14,066.67	15thT
Ben Crenshaw	68	71	68	—207	14,066.67	15thT
Nick Faldo	70	73	64	—207	14,066.67	15thT
Steve Jones	68	71	68	—207	14,066.67	15thT
Tommy Armour III	68	69	71	—208	8,525.00	24thT
Mark Brooks	71	68	69	—208	8,525.00	24thT
Steve Elkington	67	73	68	—208	8,525.00	24thT
Tim Simpson	70	67	71	—208	8,525.00	24thT
Kirk Triplett	72	69	68	—209	6,950.00	28thT
Bob Lohr	69	70	70	—209	6,950.00	28thT
Wayne Levi	68	71	70	—209	6,950.00	28thT
Mark Hayes	71	70	68	—209	6,950.00	28thT
Mike Reid	71	69	70	—210	5,660.00	32ndT
Fred Funk	71	69	70	—210	5,660.00	32ndT
Emlyn Aubrey	69	70	71	—210	5,660.00	32ndT
Buddy Gardner	71	70	69	—210	5,660.00	32ndT
Bob Estes	71	70	69	—210	5,660.00	32ndT
Lee Janzen	71	69	71	—211	4,200.00	37thT
Gibby Gilbert	71	72	68	—211	4,200.00	37thT
Clark Dennis	70	73	68	—211	4,200.00	37thT
Jeff Hart	74	67	70	—211	4,200.00	37thT
Billy Mayfair	70	72	69	—211	4,200.00	37thT
Phil Blackmar	68	72	71	—211	4,200.00	37thT
Leonard Thompson	71	69	71	—211	4,200.00	37thT
Ray Stewart	70	71	70	—211	4,200.00	37thT
Harry Taylor	72	71	69	—212	2,636.37	45thT
Jim Booros	68	71	73	—212	2,636.37	45thT
Billy Ray Brown	70	70	72	—212	2,636.37	45thT
George Burns	67	72	73	—212	2,636.37	45thT
David Canipe	71	70	71	—212	2,636.37	45thT
Lance Ten Broeck	72	68	72	—212	2,636.37	45thT
Curtis Strange	71	70	71	—212	2,636.37	45thT
Steve Lamontagne	69	69	74	—212	2,636.37	45thT
Larry Silveira	68	75	69	—212	2,636.37	45thT
Ronan Rafferty	71	69	72	—212	2,636.37	45thT
Bill Britton	69	74	69	—212	2,636.37	45thT
Brian Claar	68	73	72	—213	2,210.00	56thT
Richard Zokol	70	70	73	—213	2,210.00	56thT
Jeff Wilson	71	71	71	—213	2,210.00	56thT
Jim Hallet	72	69	72	—213	2,210.00	56thT
Brian Kamm	73	69	71	—213	2,210.00	56thT
Dave Eichelberger	72	71	70	—213	2,210.00	56thT
Bill Buttner	70	71	72	—213	2,210.00	56thT
Mike Sullivan	72	68	73	—213	2,210.00	56thT
John Dowdall	69	71	74	—214	2,060.00	64thT
Clark Burroughs	72	71	71	—214	2,060.00	64thT
Gary Koch	72	71	71	—214	2,060.00	64thT
Paul Trittler	72	71	71	—214	2,060.00	64thT
Jeff Maggert	69	71	74	—214	2,060.00	64thT
Jim Gallagher	70	72	72	—214	2,060.00	64thT
David Graham	73	70	71	—214	2,060.00	64thT
Keith Harris	72	71	72	—215	1,960.00	71stT
Dennis Harrington	73	67	75	—215	1,960.00	71stT
Rocco Mediate	71	70	74	—215	1,960.00	71stT
Tom Pernice	70	73	73	—216	1,880.00	74thT
Roger Maltbie	69	71	76	—216	1,880.00	74thT
P.H. Horgan III	66	77	73	—216	1,880.00	74thT
Ian Baker-Finch	70	70	76	—216	1,880.00	74thT
Curt Byrum	70	73	73	—216	1,880.00	74thT
Jim Thorpe	69	70	78	—217	1,820.00	79th
Mike Smith	70	73	75	—218	1,800.00	80th

(•Tony Sills won the playoff on the first extra hole.)

(a) denotes amateur

36-HOLE CUT

Player	R1	R2	Total
Don Pooley	73	71	—144
Jim Woodward	76	68	—144
David Frost	72	72	—144
Brian Tennyson	72	72	—144
Tom Eubank	73	71	—144
Greg Bruckner	74	70	—144
Duffy Waldorf	71	73	—144
Nick Price	72	72	—144
John Cook	70	74	—144
Peter Persons	73	71	—144
Dillard Pruitt	68	76	—144
Nolan Henke	72	72	—144
Donnie Hammond	70	74	—144
Webb Heintzelman	72	73	—145
Bob Wolcott	72	73	—145
Don Shirey Jr.	73	72	—145
Neal Lancaster	72	73	—145
Jeff Klein	72	73	—145
Sonny Skinner	72	73	—145
Lennie Clements	75	70	—145
Ron Streck	73	72	—145
Tommy Moore	73	72	—145
Bill Glasson	70	75	—145
John Inman	72	73	—145
Sean Murphy	71	74	—145
Jose Maria Olazabal	72	74	—146
Ed Fiori	75	71	—146
Jerry Haas	73	73	—146
Russ Cochran	69	77	—146
Stan Utley	76	70	—146
Michael Allen	74	72	—146
Howard Twitty	76	70	—146
Mike Donald	72	74	—146
Jerry Anderson	77	69	—146
Grant Waite	75	71	—146
Rick Todd	72	75	—147
Tom Sieckmann	74	73	—147
Willie Wood	74	73	—147
Morris Hatalsky	75	72	—147
Joel Edwards	72	75	—147
Clarence Rose	75	73	—148
Greg Hickman	76	72	—148
Mike Schuchart	74	75	—149
Charles Epps	79	70	—149
Patrick Burke	75	74	—149
Dewey Arnette	74	75	—149
Chip Craig	73	76	—149
Carl Cooper	76	73	—149
Tad Weeks	73	76	—149
D.A. Weibring	75	74	—149
Steve Hart	76	74	—150
Jim Benepe	73	77	—150
Gary Hallberg	69	81	—150
David Ogrin	74	76	—150
Blaine McCallister	73	79	—152
Ray Barr	78	74	—152
Larry Seligman	77	76	—153
Jon Cutshall	75	79	—154
Ed Dougherty	76	78	—154
Craig Carbon	77	79	—156
Ken Ramsey	80	78	—158
Rick Fehr	74	WD	
Bob Eastwood	74	WD	
Chris Perry	75	WD	

Tommy Armour III had a hole-in-one on the 222 yard 8th hole during this tournament.

1989
INDEPENDENT INSURANCE AGENT OPEN

TPC AT THE WOODLANDS
THE WOODLANDS, TEXAS • MARCH 29 - APRIL 2, 1989

SUMMARY

First Round:
Mike Donald shot 5-under-par 67 to lead Brad Faxon and Mike Hulbert by one stroke.

Second Round:
Donald added another 67 for a two-day total of 134 and took a 4-stroke advantage over Seve Ballesteros.

Third Round:
Donald maintained his lead with a 74 and a 54-hole total 208. He led John Inman, Ballesteros and Lance TenBroeck by two shots.

Weather:
Warm, sunny and clear Thursday through Saturday. Sunday overcast and cooler. Gusty winds all four days.

CHAMPION

MIKE SULLIVAN

Purse: $800,000
Par: 36-36—72
Yards: 7,042
Cut: 77 players at 3-over-par 147

TOURNAMENT RESULTS

Player	R1	R2	R3	R4	Total	Money	Place
Mike Sullivan	76	71	68	65	—280	$144,000.00	1st
Craig Stadler	72	71	68	70	—281	86,400.00	2nd
Seve Ballesteros	69	69	72	72	—282	41,600.00	3rdT
Mike Donald	67	67	74	74	—282	41,600.00	3rdT
Mike Reid	72	69	71	70	—282	41,600.00	3rdT
David Frost	70	74	70	69	—282	26,800.00	3rdT
Curtis Strange	69	70	72	72	—283	26,800.00	7th
Bob Gilder	70	71	71	72	—284	21,600.00	8thT
Hal Sutton	74	69	68	72	—284	26,800.00	8thT
Gil Morgan	70	77	69	68	—284	21,600.00	8thT
Mike Hulbert	68	76	71	69	—284	21,600.00	8thT
Brad Bryant	69	72	72	72	—285	16,200.00	12thT
Billy Ray Brown	71	70	72	72	—285	16,200.00	12thT
Bruce Lietzke	70	72	70	73	—285	16,200.00	12thT
D.A. Weibring	71	74	69	71	—285	16,200.00	12thT
Roger Maltbie	69	73	73	71	—286	11,600.00	16thT
John Inman	69	75	66	76	—286	11,600.00	16thT
Ron Streck	73	70	70	73	—286	11,600.00	16thT
Calvin Peete	71	72	73	70	—286	11,600.00	16thT
Fred Couples	75	70	69	72	—286	11,600.00	16thT
Ian Woosnam	73	71	71	71	—286	11,600.00	16thT
Steve Hart	70	72	70	75	—287	8,320.00	22ndT
Ben Crenshaw	73	70	69	75	—287	8,320.00	22ndT
Wayne Grady	70	70	75	72	—287	8,320.00	22ndT
Loren Roberts	73	71	70	74	—288	5,977.15	25thT
Jack Kay Jr.	71	76	71	70	—288	5,977.15	25thT
Brad Fabel	73	72	72	71	—288	5,977.15	25thT
Fred Funk	71	73	74	70	—288	5,977.15	25thT
Bernhard Langer	74	71	72	71	—288	5,977.15	25thT
Ed Fiori	71	73	72	72	—288	5,977.15	25thT
Lance Ten Broeck	70	72	68	78	—288	5,977.15	25thT
Don Shirey Jr.	69	72	76	72	—289	4,840.00	32ndT
Lennie Clements	71	73	76	69	—289	4,840.00	32ndT
Rocco Mediate	73	69	75	73	—290	3,870.00	34thT
Lon Hinkle	72	74	69	75	—290	3,870.00	34thT
Jose Maria Olazabal	72	73	68	77	—290	3,870.00	34thT
Russ Cochran	71	76	72	71	—290	3,870.00	34thT
Jim Gallagher	70	70	75	75	—290	3,870.00	34thT
Phil Blackmar	73	72	73	72	—290	3,870.00	34thT
Steve Jones	75	72	68	75	—290	3,870.00	34thT
Gary Koch	73	71	74	72	—290	3,870.00	34thT
Roy Biancalana	70	72	76	73	—291	2,800.00	42ndT
Nick Faldo	73	70	72	76	—291	2,800.00	42ndT
J.C. Snead	71	72	74	74	—291	2,800.00	42ndT
John Mahaffey	77	68	73	73	—291	2,800.00	42ndT
Joel Edwards	74	69	73	75	—291	2,800.00	42ndT
Tony Grimes	73	72	75	72	—292	2,054.86	47thT
John Adams	71	76	72	73	—292	2,054.86	47thT
David Ogrin	72	74	72	74	—292	2,054.86	47thT
Tony Sills	71	70	75	76	—292	2,054.86	47thT
Chris Perry	70	76	74	72	—292	2,054.86	47thT
Bill Buttner	73	72	73	74	—292	2,054.86	47thT
Keith Clearwater	74	69	73	76	—292	2,054.86	47thT
Rick Fehr	70	76	71	76	—293	1,840.00	54thT
Dan Forsman	71	73	75	74	—293	1,840.00	54thT
Jay Don Blake	71	74	71	77	—293	1,840.00	54thT
Doug Tewell	72	75	75	72	—294	1,784.00	57thT
Billy Andrade	77	70	72	75	—294	1,784.00	57thT
Brad Faxon	68	71	78	77	—294	1,784.00	57thT
Brian Tennyson	74	71	73	76	—294	1,784.00	57thT
Mark Hayes	71	75	78	71	—295	1,680.00	61stT
Morris Hatalsky	73	71	76	75	—295	1,680.00	61stT
Jim Booros	73	71	73	78	—295	1,680.00	61stT
John Huston	76	71	72	76	—295	1,680.00	61stT
David Graham	74	73	75	73	—295	1,680.00	61stT
Steve Elkington	72	74	74	75	—295	1,680.00	61stT
Lee Trevino	72	74	76	73	—295	1,680.00	61stT
Gregory Ladehoff	72	73	75	75	—295	1,680.00	61stT
Nick Price	77	70	75	73	—295	1,680.00	61stT
Ray Barr	72	73	75	76	—296	1,592.00	70thT
Howard Twitty	74	71	72	79	—296	1,592.00	70thT
Robert Wrenn	78	69	76	74	—297	1,560.00	72ndT
Robert Thompson	71	73	76	77	—297	1,560.00	72ndT
Stan Utley	73	73	77	76	—299	1,520.00	74thT
Greg Twiggs	76	71	76	76	—299	1,520.00	74thT
Bill Sander	73	74	75	77	—299	1,520.00	74thT
Ray Stewart	74	71	80	76	—301	1,488.00	77th

(a) denotes amateur

36-HOLE CUT

Player	R1	R2	Total
Mark McNulty	73	75	—148
Dave Edwards	75	73	—148
Buddy Gardner	69	79	—148
Bill Britton	74	74	—148
Ronnie Black	74	74	—148
Jim Carter	72	76	—148
John McComish	75	73	—148
Pat McGowan	75	73	—148
Ken McDonald	71	77	—148
Andrew Magee	76	72	—148
Jay Haas	71	77	—148
Ed Humenik	75	74	—149
Jim Hallet	75	74	—149
Bob Eastwood	77	72	—149
Blaine McCallister	73	76	—149
David Canipe	73	76	—149
Leonard Thompson	71	78	—149
Kenny Perry	72	77	—149
T.C. Chen	72	77	—149
Curt Byrum	74	75	—149
Webb Heintzelman	77	72	—149
Charles Bowles	76	73	—149
Hale Irwin	74	75	—149
Dave Barr	74	75	—149
Don Reece	73	76	—149
Bob Lohr	76	73	—149
Tom Byrum	75	75	—150
Ken Brown	77	73	—150
Mark Brooks	79	71	—150
Bobby Clampett	76	74	—150
Clarence Rose	74	76	—150
Tommy Nakajima	76	75	—151
Dick Mast	75	76	—151
Jim Benepe	71	80	—151
Steve Pate	79	72	—151
George Burns	77	74	—151
Davis Love III	76	75	—151
Rick Pearson	78	73	—151
Jeff Sluman	77	74	—151
Bob Estes	76	76	—152
Billy Tuten	76	76	—152
Ian Baker-Finch	75	77	—152
Scott Curiel	76	76	—152
Gibby Gilbert	73	79	—152
Tommy Armour III	75	77	—152
Bob Wolcott	77	75	—152
Jim Thorpe	80	72	—152
Miguel Martin	74	79	—153
Robin Freeman	79	74	—153
Duffy Waldorf	76	78	—154
Wayne Levi	79	76	—155
Robert Friend	79	76	—155
Billy Mayfair	80	75	—155
Kenny Knox	78	77	—155
John Cook	80	75	—155
Bobby Wadkins	73	83	—156
Robert Singletary	77	79	—156
P.H. Horgan III	82	75	—157
Dick Goetz	80	77	—157
Tim Norris	76	81	—157
Babe Hiskey	80	78	—158
Isao Aoki	76	82	—158
Cade Stone (a)	79	76	—155
Billy Pierot	74	72	WD
Gene Sauers	75	WD	
Mark Lye	76	WD	
Dave Eichelberger	79	WD	

Mike Sullivan's 7 shots back victory was one of the greatest come-from behind victories in Houston PGA events.

1988
INDEPENDENT INSURANCE AGENT OPEN

TPC AT THE WOODLANDS
THE WOODLANDS, TEXAS • APRIL 28 - MAY 1, 1988

SUMMARY

First Round:
Ray Floyd and Greg Norman, each with 7-under-par 65, led by one over Hal Sutton.

Second Round:
Floyd and Norman, at 9-under-par 135, led by one over Sutton, Mike Donald, Brian Tennyson and Payne Stewart.

Third Round:
Norman and Curtis Strange, at 13-under-par 203, led by one over Tom Kite.

Weather:
Rain postponed the finish of the second round to Saturday.

CHAMPION



CURTIS STRANGE

Purse: $700,000
Par: 36-36—72
Yards: 7,045
Cut: 71 players at 1-under-par 143

TOURNAMENT RESULTS

Player	R1	R2	R3	R4	Total	Money	Place
Curtis Strange	69	68	66	67	—270	$126,000.00	1st•
Greg Norman	65	70	68	67	—270	75,600.00	2nd
Tom Kite	69	69	66	68	—272	47,600.00	3rd
Jim Carter	71	69	68	67	—275	30,800.00	4thT
Brian Tennyson	68	68	70	69	—275	30,800.00	4thT
Tim Simpson	68	70	69	69	—276	25,200.00	6th
Bruce Lietzke	73	68	69	68	—278	22,576.00	7thT
Mike Donald	67	69	72	70	—278	22,575.00	7thT
Jack Renner	70	70	68	71	—279	18,900.00	9thT
Bobby Clampett	73	68	70	68	—279	18,900.00	9thT
Dave Rummells	72	68	70	69	—279	18,900.00	9thT
Ben Crenshaw	73	65	71	71	—280	14,700.00	12thT
Calvin Peete	69	70	69	72	—280	14,700.00	12thT
Hal Sutton	66	70	73	71	—280	14,700.00	12thT
Clarence Rose	71	70	71	69	—281	10,500.00	15thT
Bob Proben	71	72	68	70	—281	10,500.00	15thT
Chris Perry	69	69	73	70	—281	10,500.00	15thT
Jim Nelford	74	68	71	68	—281	10,500.00	15thT
Gary Koch	73	68	67	73	—281	10,500.00	15thT
Brad Faxon	71	69	68	73	—281	10,500.00	15thT
Tom Byrum	71	70	69	71	—281	10,500.00	15thT
Blaine McCallister	70	70	70	72	—282	6,498.33	22ndT
Lance Ten Broeck	71	72	71	68	—282	6,498.33	22ndT
Jim Hallet	71	67	71	73	—282	6,498.33	22ndT
Davis Love III	69	71	72	70	—282	6,498.34	22ndT
Scott Hoch	69	73	70	70	—282	6,498.34	22ndT
Steve Elkington	71	67	72	72	—282	6,498.33	22ndT
Aki Ohmachi	71	68	73	71	—283	4,555.15	28thT
Duffy Waldorf	68	73	70	72	—283	4,555.14	28thT
Barry Jaeckel	75	68	69	71	—283	4,555.15	28thT
John Adams	76	67	69	71	—283	4,555.14	28thT
Payne Stewart	69	67	74	73	—283	4,555.14	28thT
Harry Taylor	69	72	72	70	—283	4,555.14	28thT
George Burns	68	72	71	72	—283	4,555.14	28thT
Morris Hatalsky	72	69	72	71	—284	3,450.80	35thT
Curt Byrum	71	70	70	73	—284	3,450.00	35thT
Mike Blackburn	74	67	71	72	—284	3,450.80	35thT
Fred Couples	70	71	68	75	—284	3,450.80	35thT
George Archer	73	68	72	71	—284	3,450.80	35thT
Bob Lohr	70	68	74	73	—285	2,590.00	40thT
Raymond Floyd	65	70	76	74	—285	2,590.00	40thT
David Peoples	69	73	74	69	—285	2,590.00	40thT
David Ogrin	68	70	72	75	—285	2,590.00	40thT
Mark O'Meara	72	69	71	73	—285	2,590.00	40thT
Mike Sullivan	68	74	70	73	—285	2,590.00	40thT
Brad Fabel	69	71	72	73	—285	2,590.00	40thT
Bill Kratzert	71	71	69	75	—286	1,798.00	47thT
Nick Price	70	72	71	73	—286	1,798.00	47thT
Bob Gilder	72	71	71	72	—286	1,798.00	47thT
Loren Roberts	72	71	71	72	—286	1,798.00	47thT
Lennie Clements	72	71	68	75	—286	1,798.00	47thT
John Inman	72	71	73	70	—286	1,798.00	47thT
Mike Hulbert	70	68	73	75	—286	1,798.00	47thT
Mark Hayes	71	71	69	76	—287	1,610.00	54thT
Rocco Mediate	70	72	71	74	—287	1,610.00	54thT
Mark Lye	72	71	72	72	—287	1,610.00	54thT
Mark Brooks	71	72	73	72	—288	1,575.00	57thT
Ed Fiori	73	69	73	73	—288	1,575.00	57thT
Brian Mogg	69	70	75	75	—289	1,540.00	59thT
Kim Young	75	68	73	73	—289	1,540.00	59thT
Bill Britton	70	73	72	74	—289	1,540.00	59thT
Larry Mize	70	73	75	72	—290	1,498.00	62ndT
Tom Purtzer	72	71	73	74	—290	1,498.00	62ndT
Brad Bryant	72	71	70	77	—290	1,498.00	62ndT
John Huston	73	68	75	76	—292	1,449.00	65thT
Stan Utley	74	68	76	74	—292	1,449.00	65thT
Brett Upper	69	72	73	78	—292	1,449.00	65thT
Mike Hammond	69	72	79	72	—292	1,449.00	65thT
David Canipe	71	72	73	77	—293	1,414.00	69th
Mike Bender	72	71	79	72	—294	1,400.00	70th
Ray Barr	70	68	77	82	—297	1,386.00	71st

(•Curtis Strange won the playoff with a birdie on the third extra hole.)

(a) denotes amateur

36-HOLE CUT

Player	R1	R2	Total
Dan Forsman	74	70	—144
Danny Edwards	73	71	—144
Gregory Ladehoff	74	70	—144
Wayne Grady	73	71	—144
Frank Conner	71	73	—144
Russ Cochran	75	69	—144
Doug Tewell	72	72	—144
Kenny Knox	71	73	—144
Andrew Magee	73	71	—144
John Mahaffey	70	74	—144
Tommy Armour III	70	74	—144
Brandel Chamblee	72	72	—144
Jay Don Blake	71	73	—144
Howard Twitty	76	68	—144
Roy Biancalana	72	73	—145
Billy Ray Brown	72	73	—145
Ron Streck	70	75	—145
Barry Cheesman	71	74	—145
Ed Dougherty	72	73	—145
Steve Lowery	73	72	—145
Leonard Thompson	71	74	—145
Billy Andrade	72	73	—145
Tom Sieckmann	74	71	—145
Jay Delsing	72	73	—145
Ernie Gonzalez	75	70	—145
Tom Pernice	73	72	—145
David Graham	74	71	—145
Bill Glasson	71	74	—145
Buddy Gardner	72	73	—145
Gibby Gilbert	74	71	—145
Gil Morgan	73	73	—146
Fred Wadsworth	75	71	—146
Danny Briggs	73	73	—146
Dan Halldorson	73	73	—146
Jay Haas	72	75	—147
Tony Sills	75	72	—147
Bob Murphy	80	67	—147
Dillard Pruitt	72	75	—147
Tray Tyner	77	70	—147
Ronnie Black	78	69	—147
Dave Lundstrom	73	75	—148
Bill Buttner	77	71	—148
Bill Rogers	76	72	—148
Hale Irwin	71	77	—148
Scott Verplank	75	73	—148
Ian Woosnam	73	75	—148
Richard Zokol	70	78	—148
Marty Schiene	76	72	—148
Bill McKenzie	75	73	—148
Antonio Cerda	76	73	—149
Bruce Soulsby	77	72	—149
Greg Powers	76	73	—149
Gary Hallberg	72	77	—149
Rick Fehr	75	74	—149
Mike McCullough	74	76	—150
Alan Pate	74	76	—150
Mark Maness	78	72	—150
Steve Thomas	78	72	—150
Phil Blackmar	78	72	—150
Ray Stewart	74	77	—151
Charles Bolling	71	80	—151
Steve Parker	77	75	—152
Robert Thompson	78	74	—152
Scott Curiel	77	75	—152
Grant Waite	74	78	—152
Keith Fergus	77	76	—153
Steve Veriato	82	72	—154
Paul Trittler	78	76	—154
Greg Farrow	80	74	—154
Terry Kendrick	82	73	—155
Willie Wood	75	80	—155
Andy Dillard	77	79	—156
Richard Cromwell	80	77	—157
Fred Collins	77	81	—158
Brian Craig (a)	83	84	—167
J.C. Snead	76	73	DQ
Mark Pfeil	73	85	WD
Joey Rassett	76	74	WD
Jeffrey Lankford	78	81	WD
Clark Burroughs	80	WD	
Jeff Coston	80	WD	
Bruce Zabriski	81	WD	
John Snyder	81	WD	
Tommy Nakajima	84	NC	
Dave Eichelberger	72	WD	
Rick Pearson	WD		

Curtis Strange's win marked his record third Houston PGA event win. All three victories came in a playoff.

1987
BIG "I" HOUSTON OPEN

TPC AT THE WOODLANDS
THE WOODLANDS, TEXAS • APRIL 23 - 26, 1987

SUMMARY

First Round:
Ed Fiori and Dave Barr, each at 6-under-par 66, led by two over four players.

Second Round:
Wayne Levi, at 7-under-par 137, led by two over six players.

Third Round:
Buddy Gardner and Dan Forsman, each at 10-under-par 206, led by two over Nick Price and Levi.

Weather:
Warm, sunny and perfect each day.

CHAMPION

JAY HAAS

Purse: $600,000
Par: 36-36—72
Yards: 7,042
Cut: 73 players at 1-over-par 145

TOURNAMENT RESULTS

Player	R1	R2	R3	R4	Total	Money	Place
Jay Haas	69	69	71	67	—276	$108,000.00	1st•
Buddy Gardner	69	70	67	70	—276	64,800.00	2nd
Payne Stewart	70	68	72	67	—277	40,800.00	3rd
Nick Price	71	69	68	71	—279	26,400.00	4thT
Wayne Levi	70	67	71	71	—279	26,400.00	4thT
George Burns	73	70	68	69	—280	20,100.00	6thT
Aki Ohmachi	69	69	71	71	—280	20,100.00	6thT
Gary Hallberg	70	72	69	69	—280	20,100.00	6thT
Ken Brown	71	71	69	70	—281	15,600.00	9thT
Russ Cochran	69	70	74	68	—281	15,600.00	9thT
Steve Pate	74	69	68	70	—281	15,600.00	9thT
Andrew Magee	70	72	70	69	—281	15,600.00	9thT
Frank Conner	74	71	69	68	—282	11,250.00	13thT
Howard Twitty	68	71	71	72	—282	11,250.00	13thT
Curtis Strange	70	73	71	68	—282	11,250.00	13thT
Dan Forsman	69	69	68	76	—282	11,250.00	13thT
Mike McCullough	73	66	70	74	—283	8,400.00	17thT
Danny Edwards	73	66	72	72	—283	8,400.00	17thT
Jack Renner	69	69	71	74	—283	8,400.00	17thT
Curt Byrum	71	70	72	70	—283	8,400.00	17thT
Mark O'Meara	72	70	71	70	—283	8,400.00	17thT
Chris Perry	73	72	71	68	—284	5,570.00	22ndT
Greg Norman	73	72	74	65	—284	5,570.00	22ndT
Rocco Mediate	72	73	71	68	—284	5,570.00	22ndT
Larry Mize	70	69	76	69	—284	5,570.00	22ndT
Lennie Clements	72	69	70	73	—284	5,570.00	22ndT
Loren Roberts	70	74	69	71	—284	5,570.00	22ndT
Dave Barr	66	72	71	76	—285	4,260.00	28thT
Rick Fehr	74	71	70	70	—285	4,260.00	28thT
Steve Elkington	71	73	68	73	—285	4,260.00	28thT
Dave Rummells	73	72	72	69	—286	3,558.00	31stT
Clarence Rose	70	72	70	74	—286	3,558.00	31stT
Davis Love III	70	73	69	74	—286	3,558.00	31stT
Barry Jaeckel	72	70	69	75	—286	3,558.00	31stT
Leonard Thompson	70	71	70	75	—286	3,558.00	31stT
Mike Nicolette	73	71	71	72	—287	2,826.00	36thT
Ray Barr	72	71	71	73	—287	2,826.00	36thT
Ed Fiori	66	74	71	76	—287	2,826.00	36thT
Bill Rogers	69	74	72	72	—287	2,826.00	36thT
Mike Reid	74	69	70	74	—287	2,826.00	36thT
Dewey Arnette	71	69	73	75	—288	2,280.00	41stT
Ronnie Black	74	71	71	72	—288	2,280.00	41stT
Jeff Lewis	69	74	69	76	—288	2,280.00	41stT
Larry Rinker	69	75	69	75	—288	2,280.00	41stT
Keith Fergus	74	70	73	72	—289	1,716.00	45thT
Jay Don Blake	73	72	71	73	—289	1,716.00	45thT
Antonio Cerda	73	70	73	73	—289	1,716.00	45thT
Steve Jones	69	73	70	77	—289	1,716.00	45thT
John Inman	73	70	74	72	—289	1,716.00	45thT
Mike Smith	70	73	74	72	—289	1,716.00	45thT
Tim Norris	74	69	75	72	—290	1,458.00	51stT
Keith Clearwater	68	72	75	75	—290	1,458.00	51stT
Brad Faxon	75	69	76	71	—291	1,416.00	53rd
Tony Grimes	72	69	76	75	—292	1,362.00	54thT
Morris Hatalsky	69	74	78	71	—292	1,362.00	54thT
Ray Stewart	68	71	78	75	—292	1,362.00	54thT
Brett Upper	74	71	72	75	—292	1,362.00	54thT
David Canipe	74	70	72	76	—292	1,362.00	54thT
Brad Fabel	71	74	77	70	—292	1,362.00	54thT
Blaine McCallister	75	69	80	69	—293	1,308.00	60thT
Don Shirey Jr.	70	71	76	76	—293	1,308.00	60thT
Willie Wood	69	75	72	77	—293	1,308.00	60thT
Jim Wilson	72	73	76	73	—294	1,278.00	63rdT
Bobby Clampett	73	72	75	74	—294	1,278.00	63rdT
Tim Simpson	72	73	78	72	—295	1,260.00	65th
Bob Murphy	74	71	76	75	—296	1,236.00	66thT
Tony Sills	71	71	75	79	—296	1,236.00	66thT
John Adams	71	72	76	77	—296	1,236.00	66thT
Gary Krueger	74	71	75	77	—297	1,206.00	69thT
Mark Lye	71	74	74	78	—297	1,206.00	69thT
John McComish	72	72	78	76	—298	1,188.00	71st
Greg Twiggs	70	73	79	78	—300	1,176.00	72nd
Mike Donald	74	71	78	78	—301	1,164.00	73rd

(•Jay Haas won the playoff with a par on the first playoff hole.)

(a) denotes amateur

36-HOLE CUT

Player	R1	R2	Total
Fred Wadsworth	76	70	—146
Brian Claar	72	74	—146
Billy Ray Brown	70	76	—146
Marty Schiene	74	72	—146
Bill Sander	73	73	—146
Mike Hulbert	72	74	—146
Calvin Peete	75	71	—146
David Peoples	78	68	—146
Bobby Cole	76	70	—146
Bob Tway	77	69	—146
Ben Crenshaw	71	75	—146
Robert Thompson	74	72	—146
Bill Kratzert	76	70	—146
Mike McGee	74	72	—146
Richard Zokol	72	74	—146
Jim Nelford	73	74	—147
Trevor Dodds	74	73	—147
Jeff Sluman	71	76	—147
John Mahaffey	73	74	—147
Dave Lundstrom	75	72	—147
Bob Lohr	73	74	—147
Carl Baker	72	75	—147
Tom Garner	71	76	—147
David Graham	71	76	—147
Jim Carter	73	74	—147
Tad Weeks	74	73	—147
Bruce Lietzke	76	71	—147
Philip Parkin	74	73	—147
Chris Smith (a)	79	68	—147
Peter Jacobsen	74	73	—147
Craig Stadler	71	76	—147
Ted Schulz	74	73	—147
Tom Sieckmann	76	71	—147
Rod Curl	77	71	—148
Jay Delsing	72	76	—148
Bruce Soulsby	76	72	—148
David Hobby	75	73	—148
Perry Arthur	68	80	—148
Gary Koch	75	73	—148
Tom Pernice	77	71	—148
Phil Blackmar	74	74	—148
Harry Taylor	76	72	—148
Jeff Maggert	75	73	—148
Duffy Waldorf	75	74	—149
Robert Wrenn	72	77	—149
Tom Byrum	77	72	—149
Pete Matthews	73	76	—149
Gregory Ladehoff	74	75	—149
Andy Dillard	74	75	—149
Dave Eichelberger	74	75	—149
David Ogrin	74	75	—149
Hal Sutton	77	72	—149
Rick Dalpos	78	71	—149
Ken Green	75	74	—149
Lou Graham	77	72	—149
John Riegger	74	76	—150
Woody Blackburn	73	77	—150
Bill Britton	72	78	—150
Lanny Wadkins	74	76	—150
Dennis Trixler	75	75	—150
Kenny Perry	72	79	—151
Ernie Gonzalez	77	74	—151
Ted Lehmann	76	75	—151
Mike Bender	79	72	—151
Stuart Hendley	76	75	—151
John Horne	78	73	—151
Scott Verplank	76	75	—151
Vance Heafner	76	76	—152
Bill Israelson	82	70	—152
Mark Pfeil	74	79	—153
Jon Cutshall	76	77	—153
Ron Streck	81	73	—154
Kel Devlin	79	76	—155
Brad Greer	73	82	—155
Phillip Jonas	81	75	—156
Doug Johnson	80	77	—157
Charles Bolling	79	79	—158
Monte Schauer	82	82	—164
Sam Randolph	74	WD	
J.C. Snead	74	WD	
Bob Eastwood	76	WD	
Mark Calcavecchia	78	WD	

Dewey Arnette had a hole-in-one on the 222 yard par 3 during this tournament.

1986
HOUSTON OPEN

TPC AT THE WOODLANDS
THE WOODLANDS, TEXAS • APRIL 23 - 27, 1986

SUMMARY

First Round:
Calvin Peete and Wayne Grady, each with 7-under-par 65, led by 2 over Mike Hulbert.

Second Round:
Peete, with a 9-under-par 135, led by 2 over Grady, Nick Faldo and Tom Watson.

Third Round:
Watson, Peete and Jay Haas shared the lead at 11-under-par 205. They led by 2 over Grady and Faldo.

Weather:
Perfect each day.

CHAMPION



CURTIS STRANGE

Purse: $500,000
Par: 36-36—72
Yards: 7,045
Cut: 78 players at 1-over-par 145

TOURNAMENT RESULTS

Player	R1	R2	R3	R4	Total	Money	Place
Curtis Strange	72	68	68	66	—274	$90,000.00	1st•
Calvin Peete	65	70	70	69	—274	54,000.00	2nd
Tom Watson	69	68	68	71	—276	34,000.00	3rd
Bruce Lietzke	68	72	71	68	—279	20,666.67	4thT
Dave Edwards	73	71	66	69	—279	20,666.67	4thT
Jay Haas	68	70	67	74	—279	20,666.66	4thT
Payne Stewart	69	73	71	67	—280	16,125.00	7thT
Doug Tewell	71	70	71	68	—280	16,125.00	7thT
Bill Glasson	72	71	70	69	—282	12,500.00	9thT
Brian Claar	74	71	67	70	—282	12,500.00	9thT
Lennie Clements	72	69	72	69	—282	12,500.00	9thT
Craig Stadler	69	70	71	72	—282	12,500.00	9thT
Charles Bolling	73	67	72	70	—282	12,500.00	9thT
Nick Price	70	72	69	72	—283	9,500.00	14thT
Chip Beck	72	71	73	68	—284	8,250.00	15thT
Wayne Grady	65	72	70	77	—284	8,250.00	15thT
Philip Parkin	72	73	70	69	—284	8,250.00	15thT
Nick Faldo	68	69	70	77	—284	8,250.00	15thT
Mike Donald	73	71	71	70	—285	6,060.00	19thT
Donnie Hammond	72	73	70	70	—285	6,060.00	19thT
Steve Pate	70	71	72	72	—285	6,060.00	19thT
Mike Hulbert	67	72	72	74	—285	6,060.00	19thT
Mike Sullivan	75	63	74	73	—285	6,060.00	19thT
Howard Twitty	70	71	72	73	—286	4,050.00	24thT
Frank Conner	73	71	70	72	—286	4,050.00	24thT
Mark Hayes	72	69	72	73	—286	4,050.00	24thT
Gil Morgan	70	73	71	72	—286	4,050.00	24thT
David Frost	72	70	72	72	—286	4,050.00	24thT
Mark Brooks	71	71	72	72	—286	4,050.00	24thT
Willie Wood	72	72	69	74	—287	3,250.00	30thT
Mike Reid	71	72	73	71	—287	3,250.00	30thT
David Ogrin	70	75	71	71	—287	3,250.00	30thT
Mark Lye	69	76	71	72	—288	2,825.34	33rdT
Steve Bowman	69	73	72	74	—288	2,825.33	33rdT
Tim Norris	70	72	72	74	—288	2,825.33	33rdT
Bobby Clampett	71	70	73	75	—289	2,304.00	36thT
Antonio Cerda	72	73	71	73	—289	2,304.00	36thT
Corey Pavin	70	74	70	75	—289	2,304.00	36thT
Lanny Wadkins	73	70	72	74	—289	2,304.00	36thT
Steve Elkington	71	73	72	73	—289	2,304.00	36thT
Brad Faxon	71	73	69	76	—289	2,304.00	36thT
Jack Nicklaus	72	73	72	73	—290	1,700.00	42ndT
John Adams	71	70	71	78	—290	1,700.00	42ndT
John Mahaffey	71	74	74	71	—290	1,700.00	42ndT
Leonard Thompson	72	73	73	72	—290	1,700.00	42ndT
Brett Upper	69	72	73	76	—290	1,700.00	42ndT
Dave Rummells	74	69	69	78	—290	1,700.00	42ndT
Gene Sauers	73	69	75	74	—291	1,256.67	48thT
Rod Curl	68	76	73	74	—291	1,256.67	48thT
Gary Hallberg	74	69	75	73	—291	1,256.67	48thT
J.C. Snead	79	66	73	73	—291	1,256.66	48thT
John McComish	73	70	75	73	—291	1,256.67	48thT
Don Pooley	72	71	74	74	—291	1,256.66	48thT
Rick Dalpos	71	72	71	78	—292	1,145.00	54thT
George Burns	71	72	76	73	—292	1,145.00	54thT
Dave Lundstrom	73	72	77	70	—292	1,145.00	54thT
Tom Kite	73	71	71	77	—292	1,145.00	54thT
Tom Sieckmann	73	72	73	75	—293	1,105.00	58thT
Bob Lohr	69	74	74	76	—293	1,105.00	58thT
Brad Bryant	72	73	73	75	—293	1,105.00	58thT
Ronnie Black	75	69	72	77	—293	1,105.00	58thT
Lou Graham	71	72	72	79	—294	1,070.00	62ndT
Billy Pierot	68	75	77	74	—294	1,070.00	62ndT
Blaine McCallister	74	70	78	72	—294	1,070.00	62ndT
Joe Inman	74	71	74	76	—295	1,045.00	65thT
Pat Lindsey	71	74	73	77	—295	1,045.00	65thT
Andrew Magee	74	71	76	75	—296	1,030.00	67th
Bob Eastwood	70	71	80	76	—297	1,015.00	68thT
Brian Mogg	73	71	74	79	—297	1,015.00	68thT
Richard Zokol	69	75	73	81	—298	990.00	70thT
Russ Cochran	70	75	74	79	—298	990.00	70thT
Loren Roberts	69	70	78	81	—298	990.00	70thT
Bill Sander	74	71	74	80	—299	970.00	73rd
Mike Smith	72	73	77	79	—301	950.00	74thT
Tom Byrum	72	72	77	80	—301	950.00	74thT
Bob Pancratz	74	71	75	81	—301	950.00	74thT
Davis Love III	73	72	79	80	—304	930.00	77th
Mark Pfeil	71	74	84	78	—307	920.00	78th

(•Curtis Strange won the playoff with a birdie on the third extra hole.)

(a) denotes amateur

36-HOLE CUT

Player	R1	R2	Total
Greg Twiggs	76	70	—146
Sandy Lyle	72	74	—146
Wayne Levi	71	75	—146
Jim Simons	74	72	—146
Morris Hatalsky	72	74	—146
Kenny Knox	71	75	—146
Bill Rogers	73	73	—146
Jeff Lewis	70	76	—146
Raymond Floyd	73	73	—146
Ron Streck	75	72	—147
Ken Brown	75	72	—147
Jeff Grygiel	74	73	—147
Gary McCord	74	73	—147
Gary Krueger	72	75	—147
Bob Gilder	72	76	—148
Buddy Gardner	78	70	—148
Keith Fergus	73	75	—148
Rick Fehr	73	75	—148
Dennis Trixler	75	73	—148
Eduardo Romero	72	76	—148
Mike West	73	75	—148
Robert Wrenn	71	77	—148
Kermit Zarley	70	78	—148
Dave Barr	77	71	—148
George Archer	74	74	—148
Robert Thompson	76	72	—148
Phil Hancock	75	73	—148
Steve Jones	73	75	—148
Mark O'Meara	72	76	—148
Terry Kendrick	73	75	—148
Bob Murphy	73	75	—148
Bill Kratzert	77	72	—149
Tom Pernice	76	73	—149
Clarence Rose	74	75	—149
Jim Dent	74	75	—149
Ken Green	72	77	—149
Tom Gleeton	76	73	—149
Rick Cramer	75	74	—149
Ed Fiori	75	74	—149
Bob Tway	75	75	—150
Bill Israelson	77	73	—150
Adrian Stills	72	78	—150
Ed Sneed	75	75	—150
Hale Irwin	78	72	—150
Dave Eichelberger	78	72	—150
Brad Fabel	79	71	—150
Rocco Mediate	78	73	—151
David Graham	75	76	—151
Andy Dillard	75	76	—151
Gregory Ladehoff	74	77	—151
Denny Hepler	75	76	—151
Chris Perry	76	75	—151
Doug Johnson	73	78	—151
Stu Ingraham	75	77	—152
Billy Ray Brown	74	78	—152
Tommy Valentine	79	73	—152
T.C. Chen	77	75	—152
Phil Blackmar	78	74	—152
Kris Moe	74	78	—152
Danny Briggs	76	77	—153
David Peoples	76	77	—153
Jeff Sluman	70	83	—153
Harry Taylor	75	79	—154
Bobby Wadkins	76	78	—154
Mike Gove	80	75	—155
Gary Sowinski	78	78	—156
Gibby Gilbert	78	78	—156
Trevor Dodds	80	76	—156
Mike Miles	75	81	—156
Vern Novak	78	79	—157
Babe Hiskey	83	75	—158
Jim Gallagher	77	83	—160
Estaben Toledo	79	81	—160
Charles Epps	82	78	—160
Billy Northcutt	93	84	—177
Mike Nicolette	78	WD	
Mike McCullough	79	WD	
Ernie Gonzalez	WD		
Greg Norman	WD		

Curtis Strange is the only three time winner of Houston PGA events.

1985
HOUSTON OPEN

TPC AT THE WOODLANDS
THE WOODLANDS, TEXAS • APRIL 25 - 28, 1985

SUMMARY

First Round:
Payne Stewart, with a 6-under-par 66, led by 1 over Mike Nicolette, Calvin Peete, David Frost and Keith Fergus.

Second Round:
Jim Simons, with a 5-under-par 67, was at 8-under-par 136 and held a 2-stroke advantage over Frost, Stewart, Wayne Levi and Kenny Knox.

Third Round:
Fergus, Stewart and Ray Floyd at 8-under-par 208--a stroke edge over six players.

Weather:
Warm and sunny Thursday. Rain postponed finish of Friday's round. Saturday was warm and muggy. Sunday was warm and sunny.

CHAMPION

RAY FLOYD

Purse: $500,000
Par: 36-36—72
Yards: 7,042
Cut: 74 players at even-par 144

TOURNAMENT RESULTS

Player	R1	R2	R3	R4	Total	Money	Place
Raymond Floyd	69	70	69	69	—277	$90,000.00	1st
David Frost	67	71	71	69	—278	44,000.00	2ndT
Bob Lohr	73	68	70	67	—278	44,000.00	2ndT
Payne Stewart	66	72	70	71	—279	19,687.50	4thT
Keith Fergus	67	72	69	71	—279	19,687.50	4thT
Russ Cochran	72	68	69	70	—279	19,687.50	4thT
Bob Murphy	71	68	73	67	—279	19,687.50	4thT
Calvin Peete	67	72	71	70	—280	15,000.00	8thT
Phil Blackmar	69	72	68	71	—280	15,000.00	8thT
Donnie Hammond	70	70	71	70	—281	13,000.00	10thT
John Mahaffey	70	70	70	71	—281	13,000.00	10thT
Don Pooley	71	71	73	67	—282	9,214.29	12thT
Clarence Rose	69	71	71	71	—282	9,214.29	12thT
Mark Brooks	70	71	72	69	—282	9,214.29	12thT
Hal Sutton	72	69	71	70	—282	9,214.28	12thT
Hale Irwin	70	72	69	71	—282	9,214.28	12thT
Morris Hatalsky	71	73	69	69	—282	9,214.28	12thT
Ken Green	70	72	71	69	—282	9,214.29	12thT
Nick Price	72	70	73	68	—283	6,060.00	19thT
Bobby Wadkins	69	70	70	74	—283	6,060.00	19thT
Gary Koch	71	68	70	74	—283	6,060.00	19thT
Wayne Levi	71	67	74	71	—283	6,060.00	19thT
Richard Zokol	71	72	71	69	—283	6,060.00	19thT
Joey Sindelar	72	71	70	71	—284	4,050.00	24thT
Dave Barr	73	70	69	72	—284	4,050.00	24thT
Gary Player	70	71	71	72	—284	4,050.00	24thT
Wayne Grady	71	72	70	71	—284	4,050.00	24thT
Philip Parkin	69	75	69	71	—284	4,050.00	24thT
Fred Couples	75	69	71	69	—284	4,050.00	24thT
Chi Chi Rodriguez	72	72	69	72	—285	2,971.43	30thT
Rick Fehr	70	71	71	73	—285	2,971.43	30thT
Ron Streck	72	71	69	73	—285	2,971.43	30thT
Kenny Knox	70	68	74	73	—285	2,971.43	30thT
Brett Upper	75	69	70	71	—285	2,971.42	30thT
Roger Maltbie	72	67	74	72	—285	2,971.43	30thT
Mark O'Meara	73	68	75	69	—285	2,971.43	30thT
Barry Jaeckel	71	73	72	70	—286	1,950.00	37thT
Corey Pavin	74	68	71	73	—286	1,950.00	37thT
Sandy Lyle	73	70	70	73	—286	1,950.00	37thT
Chris Perry	74	70	74	68	—286	1,950.00	37thT
Jim Gallagher	71	73	69	73	—286	1,950.00	37thT
Buddy Gardner	68	75	70	73	—286	1,950.00	37thT
Ronnie Black	71	71	73	71	—286	1,950.00	37thT
Jeff Sluman	70	73	73	70	—286	1,950.00	37thT
Greg Twiggs	70	72	74	70	—286	1,950.00	37thT
Chip Beck	73	66	71	76	—286	1,950.00	37thT
Jim Simons	69	67	75	75	—286	1,950.00	37thT
Dan Forsman	72	71	71	73	—287	1,242.86	48thT
Ed Fiori	72	72	73	70	—287	1,242.85	48thT
Bill Rogers	71	71	76	69	—287	1,242.86	48thT
Bill Glasson	71	73	70	73	—287	1,242.85	48thT
Mike Hulbert	72	72	70	73	—287	1,242.86	48thT
Bernhard Langer	70	71	75	71	—287	1,242.86	48thT
Gary McCord	71	71	71	74	—287	1,242.86	48thT
Ralph Landrum	73	68	68	79	—288	1,135.00	55thT
Mike Nicolette	67	74	71	76	—288	1,135.00	55thT
Mark Hayes	72	72	70	74	—288	1,135.00	55thT
Jay Delsing	71	71	73	73	—288	1,135.00	55thT
Leonard Thompson	70	73	75	71	—289	1,105.00	59thT
Steve Elkington (a)	72	71	71	75	—289		59thT
Jack Renner	75	69	73	72	—289	1,105.00	59thT
Mark Wiebe	72	71	75	72	—290	1,085.00	62ndT
Ken Brown	68	75	73	74	—290	1,085.00	62ndT
John Cook	74	69	72	76	—291	1,060.00	64thT
Willie Wood	72	72	75	72	—291	1,060.00	64thT
Paul Azinger	71	71	77	72	—291	1,060.00	64thT
Jodie Mudd	70	74	71	77	—292	1,040.00	67th
David Graham	74	70	72	77	—293	1,030.00	68th
Jerry Pate	73	70	78	74	—295	1,010.00	69thT
Brad Faxon	69	75	72	79	—295	1,010.00	69thT
Terry Snodgrass	73	71	74	77	—295	1,010.00	69thT
Jeff Hart	69	75	74	78	—296	990.00	72nd
Gil Morgan	75	69	72	82	—298	975.00	73rdT
Mike Holland	71	73	80	74	—298	975.00	73rdT

(a) denotes amateur

36-HOLE CUT

Player	R1	R2	Total
Kermit Zarley	71	74	—145
Joe Inman	74	71	—145
Mike Barmblatt	72	73	—145
Dennis Trixler	75	70	—145
Mark Lye	75	70	—145
Mike Sullivan	73	72	—145
Lennie Clements	74	71	—145
Peter Oosterhuis	75	70	—145
Ben Crenshaw	70	75	—145
Dave Eichelberger	71	74	—145
Brad Fabel	75	71	—146
Bob Eastwood	72	74	—146
Jim Colbert	74	72	—146
Lon Hinkle	71	75	—146
Mike Bright	75	71	—146
Mike Smith	70	76	—146
Andrew Magee	71	75	—146
Bruce Lietzke	71	75	—146
Victor Regalado	71	75	—146
Gary Pinns	72	74	—146
Ed Sneed	74	72	—146
Bob Tway	74	72	—146
Steven Liebler	72	74	—146
George Burns	74	73	—147
Lance Ten Broeck	72	75	—147
Charles Bolling	76	71	—147
John Fought	74	73	—147
Sammy Rachels	75	72	—147
Mark Pfeil	71	76	—147
Steve Pate	75	72	—147
Mac O'Grady	72	75	—147
Tommy Valentine	70	77	—147
Al Geiberger	74	73	—147
Pat Lindsey	77	70	—147
Vance Heafner	72	75	—147
Gary Hallberg	76	72	—148
Phil Hancock	77	71	—148
Rex Caldwell	72	76	—148
Andy North	74	74	—148
David Ogrin	76	72	—148
Tony Sills	73	75	—148
Thomas Lehman	77	72	—149
Bobby Clampett	74	75	—149
Dan Halldorson	75	74	—149
Mike Reid	77	72	—149
Tom Sieckmann	71	78	—149
Jim Dent	77	72	—149
Babe Hiskey	75	74	—149
Nick Faldo	74	75	—149
Jim Melford	74	75	—149
Jay Don Blake	77	73	—150
Mick Soli	74	76	—150
Frank Conner	80	70	—150
Dave Lundstrom	76	75	—151
Charles Epps	76	75	—151
Terry Kendrick	74	77	—151
John Adams	77	74	—151
Ron Commans	73	78	—151
Lou Graham	74	77	—151
Ernie Gonzalez	79	72	—151
Robert Wrenn	77	75	—152
Howard Twitty	77	75	—152
Ivan Smith	74	78	—152
Mike Donald	75	77	—152
David Thore	78	75	—153
Steve Bowman	80	73	—153
Bob Payne	80	73	—153
Tim Morris	80	74	—154
Don Massengale	80	76	—156
Tim Thelen	80	76	—156
Gordon Johnson	80	78	—158
Jeff Coston	80	78	—158
Heath Skeeter	74	WD	
Jay Haas	76	WD	
Doug Tewell	76	WD	
Bobby Nichols	77	WD	
Loren Roberts	77	WD	
Jim Thorpe	77	WD	
Allen Miller	78	WD	
Tom Jenkins	78	WD	
John DeForest	79	WD	
Larry Rinker	81	WD	

Steady rains on Friday postponed the finish of the second round to Saturday morning.

1984
HOUSTON COCA-COLA OPEN

THE WOODLANDS COUNTRY CLUB
HOUSTON, TEXAS • APRIL 26 - 29, 1984

SUMMARY

First Round:
Lou Graham and Gary McCord each posted a 6-under-par 65, and led by one stroke over Bobby Wadkins, Tony Sills, Ron Streck and Bob Eastwood.

Second Round:
Wadkins, with a 4-under-par 67, moved to 9-under-par 133, and held a 2-stroke margin over Eastwood.

Third Round:
John Mahaffey's 68 totaled 9-under-par 204, and led by 2 over Wadkins, Mark O'Meara, Corey Pavin, Doug Tewell and Buddy Gardner.

Weather:
Cloudy, warm and humid all week with swirling breezes on the weekend.

CHAMPION



COREY PAVIN

Purse: $500,000
Par: 36-35—71
Yards: 7,031
Cut: 74 players at 1-over-par 143

TOURNAMENT RESULTS

Player	R1	R2	R3	R4	Total	Money	Place
Corey Pavin	70	68	68	68	—274	$90,000.00	1st
Buddy Gardner	70	67	69	69	—275	54,000.00	2nd
Bobby Wadkins	66	67	73	70	—276	34,000.00	3rd
Nick Price	67	72	69	69	—277	24,000.00	4th
Doug Tewell	68	70	68	72	—278	20,000.00	5th
Bruce Lietzke	70	69	69	71	—279	15,650.00	6thT
John Mahaffey	68	68	68	75	—279	15,650.00	6thT
Gary McCord	65	71	73	70	—279	15,650.00	6thT
Mark O'Meara	69	68	69	73	—279	15,650.00	6thT
Ron Streck	66	71	70	72	—279	15,650.00	6thT
Sammy Rachels	70	67	73	70	—280	10,250.00	11thT
Bill Rogers	71	66	71	72	—280	10,250.00	11thT
Wayne Levi	69	69	70	72	—280	10,250.00	11thT
Russ Cochran	68	68	71	73	—280	10,250.00	11thT
Bob Eastwood	66	69	74	71	—280	10,250.00	11thT
Barry Jaeckel	74	67	70	69	—280	10,250.00	11thT
Calvin Peete	71	66	70	74	—281	7,250.00	17thT
Joey Sindelar	71	72	68	70	—281	7,250.00	17thT
Bobby Clampett	72	71	73	65	—281	7,250.00	17thT
D.A. Weibring	72	68	71	70	—281	7,250.00	17thT
Don Pooley	71	68	72	71	—282	5,200.00	21stT
Gil Morgan	69	69	73	71	—282	5,200.00	21stT
Pat Lindsey	69	69	75	69	—282	5,200.00	21stT
Mike Reid	71	69	70	72	—282	5,200.00	21stT
Dan Forsman	68	70	70	74	—282	5,200.00	21stT
David Graham	72	67	72	72	—283	3,850.00	26thT
Ronnie Black	70	71	70	72	—283	3,850.00	26thT
Greg Norman	68	71	70	74	—283	3,850.00	26thT
Lou Graham	65	72	74	73	—284	3,043.75	29thT
Gary Koch	72	69	72	71	—284	3,043.75	29thT
Allen Miller	70	73	68	73	—284	3,043.75	29thT
Jack Renner	69	71	72	72	—284	3,043.75	29thT
Willie Wood	69	72	72	71	—284	3,043.75	29thT
Joe Inman	68	71	75	70	—284	3,043.75	29thT
Jim Gallagher	71	70	70	73	—284	3,043.75	29thT
Morris Hatalsky	71	68	70	75	—284	3,043.75	29thT
Hal Sutton	70	73	71	71	—285	2,400.00	37thT
Tim Norris	73	67	73	72	—285	2,400.00	37thT
Victor Regalado	69	71	72	74	—286	1,900.00	39thT
Roger Maltbie	70	69	73	74	—286	1,900.00	39thT
Tony Sills	66	71	71	78	—286	1,900.00	39thT
Curtis Strange	69	68	75	74	—286	1,900.00	39thT
Brett Upper	70	72	73	71	—286	1,900.00	39thT
Griff Moody	70	70	75	71	—286	1,900.00	39thT
Mick Soli	69	73	68	76	—286	1,900.00	39thT
Hubert Green	68	70	73	75	—286	1,900.00	39thT
David Peoples	72	71	71	73	—287	1,301.66	47thT
Mark Pfeil	70	72	71	74	—287	1,301.67	47thT
Ed Fiori	72	71	70	74	—287	1,301.67	47thT
Tom Jenkins	71	72	73	71	—287	1,301.66	47thT
John Adams	69	71	73	74	—287	1,301.67	47thT
Keith Fergus	69	72	73	73	—287	1,301.67	47thT
Mike Donald	68	70	70	80	—288	1,157.50	53rdT
Lee Elder	70	72	72	74	—288	1,157.50	53rdT
Frank Conner	71	71	73	73	—288	1,157.50	53rdT
Hale Irwin	74	69	71	74	—288	1,157.50	53rdT
Mark Hayes	69	73	73	74	—289	1,125.00	57thT
Ken Brown	73	70	74	72	—289	1,125.00	57thT
Mike McCullough	72	69	75	74	—290	1,100.00	59thT
Donnie Hammond	78	64	75	73	—290	1,100.00	59thT
Clarence Rose	71	72	71	76	—290	1,100.00	59thT
Bob Murphy	71	67	74	79	—291	1,080.00	62nd
Loren Roberts	71	72	76	73	—292	1,045.00	63rdT
Curt Byrum	71	72	69	80	—292	1,045.00	63rdT
Mark Calcavecchia	74	69	73	76	—292	1,045.00	63rdT
David Ogrin	73	69	75	75	—292	1,045.00	63rdT
Bob Charles	70	73	71	78	—292	1,045.00	63rdT
Rick Dalpos	72	71	74	75	—292	1,045.00	63rdT
Richard Zokol	74	68	74	77	—293	1,010.00	69thT
J.C. Snead	72	69	75	78	—294	1,000.00	70th
Tim Thelen (a)	72	67	79	79	—297		71st
Ken Green	72	70	72	84	—298	985.00	72ndT
Kermit Zarley	73	70	77	78	—298	985.00	72ndT
James Blair	75	66	73	86	—300	970.00	74th

(a) denotes amateur

36-HOLE CUT

Player	R1	R2	Total
Kenny Knox	72	72	—144
Dan Halldorson	72	72	—144
Wally Armstrong	71	73	—144
Mark Wiebe	73	71	—144
Bobby Nichols	71	73	—144
George Archer	71	73	—144
Gary Pinns	72	72	—144
Sandy Lyle	72	72	—144
Dave Eichelberger	74	70	—144
Billy Tuten (a)	74	70	—144
Ed Sneed	74	71	—145
Mike Gove	73	72	—145
Dick Harmon	75	70	—145
Bobby Walzel	70	75	—145
Mike Smith	70	75	—145
George Burns	68	77	—145
Randy Watkins	73	72	—145
Ken Kelley	72	73	—145
Bob Boyd	70	75	—145
Chi Chi Rodriguez	71	74	—145
Scott Watkins	73	72	—145
George Cadle	74	71	—145
Jeff Mitchell	69	76	—145
Larry Rinker	69	77	—146
Philip Parkin (a)	68	78	—146
David O'Kelly	74	72	—146
Steven Liebler	71	75	—146
Bill Kratzert	74	72	—146
Mark Brooks	73	73	—146
Thomas Gray	73	73	—146
Jim Booros	75	72	—147
Rex Caldwell	75	72	—147
John Fought	75	72	—147
Bob Shearer	72	75	—147
Mike Putman	72	75	—147
Steve Veriato	72	75	—147
Ralph Landrum	72	75	—147
Tim Simpson	73	74	—147
Gavin Levenson	74	73	—147
Jack Spradlin	77	71	—148
Mac O'Grady	73	75	—148
Bruce Devlin	74	74	—148
K.O. Liao	73	75	—148
Bruce Fleisher	75	73	—148
Leonard Thompson	77	71	—148
Ray Barr	70	78	—148
Jay Haas	74	74	—148
Thomas Lehman	73	75	—148
Tommy Valentine	71	77	—148
Jim Kane	73	75	—148
Clyde Rego	72	77	—149
Gary Krueger	76	73	—149
Jack Ferenz	73	76	—149
John Hamarik	74	75	—149
Jay Cudd	70	80	—150
Dave Barr	73	77	—150
Frank Fuhrer	75	75	—150
Paul Azinger	77	73	—150
Bill Britton	79	71	—150
Howard Twitty	76	75	—151
Tom Lamore	76	75	—151
Lon Hinkle	73	78	—151
Babe Hiskey	74	77	—151
Lyn Lott	76	75	—151
Michael Cunning	74	77	—151
Jim Dent	78	73	—151
Grier Jones	78	73	—151
Bill Glasson	73	78	—151
Gene Sauers	76	76	—152
Mike Holland	73	79	—152
Adam Adams	75	78	—153
Greg Powers	75	79	—154
Walter Worthen	75	79	—154
Gary Marlowe	74	81	—155
Greg Farrow	77	78	—155
Lennie Clements	79	78	—157
Joe Hasbrouck	82	79	—161
Peter Jacobsen	71	70	—WD
Paul Reed	77	DQ	
Eddie Madden	84	DQ	
Brad Faxon	DQ		
Jodie Mudd	DQ		

Corey Pavin wins his first Houston PGA event.

1983
HOUSTON COCA-COLA OPEN

THE WOODLANDS COUNTRY CLUB
HOUSTON, TEXAS • MAY 5 - 8, 1983

SUMMARY

First Round:
David Graham and Jim Nelford, with 5-under-par 66s, led by 1 over John Cook, Curt Byrum and Lindy Miller.

Second Round:
Lee Trevino moved in front with a 6-under-par 136. He led by two over Graham, Nelford, Gary Koch and Fred Couples.

Third Round:
Doug Tewell shot a 6-under-par 65 for a 7-under-par 206. Trevino had 207 and Cook 208.

Weather:
Windy Thursday and Friday, but clear. Saturday, less wind. Sunday, sunny and breezy.

CHAMPION



DAVID GRAHAM

Purse: $400,000
Par: 36-35—71
Yards: 7,031
Cut: 76 players at 4-over-par 146

TOURNAMENT RESULTS

Player	R1	R2	R3	R4	Total	Money	Place
David Graham	66	72	73	64	—275	$72,000.00	1st
Lee Elder	69	73	69	69	—280	29,866.67	2ndT
Jim Thorpe	71	68	71	70	—280	29,866.67	2ndT
Lee Trevino	68	68	71	73	—280	29,866.67	2ndT
Dave Edwards	72	71	69	69	—281	16,000.00	5th
John Cook	67	73	68	74	—282	11,685.71	6thT
Fred Couples	71	67	72	72	—282	11,685.71	6thT
Bob Boyd	68	73	71	70	—282	11,685.71	6thT
Tom Purtzer	73	73	70	66	—282	11,685.72	6thT
Jim Nelford	66	72	71	73	—282	11,685.72	6thT
Larry Mize	71	71	74	66	—282	11,685.71	6thT
Ed Fiori	71	70	71	70	—282	11,685.72	6thT
George Burns	70	74	67	72	—283	7,733.34	13thT
Doug Tewell	69	72	65	77	—283	7,733.33	13thT
John Mahaffey	72	69	70	72	—283	7,733.33	13thT
Bill Rogers	71	72	70	71	—284	5,611.43	16thT
Mike Reid	71	72	71	70	—284	5,611.42	16thT
Jay Haas	72	73	71	68	—284	5,611.43	16thT
George Archer	73	73	69	69	—284	5,611.43	16thT
Gary Koch	69	69	72	74	—284	5,611.43	16thT
Hal Sutton	71	73	71	69	—284	5,611.43	16thT
Bob Eastwood	73	70	68	73	—284	5,611.43	16thT
Phil Hancock	73	71	71	70	—285	3,371.43	23rdT
Hale Irwin	75	71	68	71	—285	3,371.43	23rdT
Bruce Lietzke	73	68	72	72	—285	3,371.43	23rdT
Rex Caldwell	70	73	71	71	—285	3,371.43	23rdT
Allen Miller	71	71	71	72	—285	3,371.43	23rdT
Lou Graham	71	69	72	73	—285	3,371.43	23rdT
Bobby Wadkins	69	77	68	71	—285	3,371.42	23rdT
Mark Hayes	72	73	70	71	—286	2,430.00	30thT
Thomas Gray	68	77	69	72	—286	2,430.00	30thT
Larry Rinker	73	72	69	72	—286	2,430.00	30thT
Tom Jenkins	70	75	71	70	—286	2,430.00	30thT
Don Pooley	70	75	67	74	—286	2,430.00	30thT
Ed Sneed	71	72	72	71	—286	2,430.00	30thT
Joey Rassett	72	74	70	71	—287	1,641.82	36thT
Mike Brannan	75	71	70	71	—287	1,641.82	36thT
Clarence Rose	71	71	70	75	—287	1,641.82	36thT
Gil Morgan	70	74	72	71	—287	1,641.81	36thT
David Ogrin	70	70	76	71	—287	1,641.82	36thT
Peter Oosterhuis	73	73	72	69	—287	1,641.82	36thT
Denis Watson	73	73	69	72	—287	1,641.81	36thT
Mike Nicolette	69	74	74	70	—287	1,641.82	36thT
Victor Regalado	69	72	72	74	—287	1,641.82	36thT
Mark McNulty	72	74	70	71	—287	1,641.82	36thT
Mike Sullivan	69	74	70	74	—287	1,641.82	36thT
Chip Beck	71	73	68	76	—288	1,027.43	47thT
Roger Maltbie	72	70	74	72	—288	1,027.42	47thT
Mike Donald	70	74	69	75	—288	1,027.43	47thT
Lindy Miller	67	75	73	73	—288	1,027.43	47thT
John Fought	70	74	71	73	—288	1,027.43	47thT
Hubert Green	77	69	72	70	—288	1,027.43	47thT
Larry Ziegler	69	74	74	71	—288	1,027.43	47thT
Danny Edwards	72	74	73	70	—289	908.00	54thT
Jim Dent	71	72	72	74	—289	908.00	54thT
Keith Fergus	72	73	73	71	—289	908.00	54thT
Antonio Cerda	75	70	74	70	—289	908.00	54thT
Barry Jaeckel	75	69	74	71	—289	908.00	54thT
Jimmy Roy	74	72	70	73	—289	908.00	54thT
Steve Melnyk	71	74	73	72	—290	868.00	60thT
Loren Roberts	70	74	72	74	—290	868.00	60thT
Mike McCullough	69	76	71	74	—290	868.00	60thT
Bill Calfee	72	74	71	73	—290	868.00	60thT
Buddy Gardner	72	73	72	74	—291	836.00	64thT
Curt Byrum	67	76	74	74	—291	836.00	64thT
Dave Barr	71	71	73	76	—291	836.00	64thT
Fuzzy Zoeller	71	72	70	78	—291	836.00	64thT
Jeff Sanders	72	74	71	75	—292	808.00	68thT
Leonard Thompson	70	75	75	72	—292	808.00	68thT
Bruce Fleisher	71	74	74	73	—292	808.00	68thT
Howard Twitty	76	70	75	72	—293	788.00	71stT
Bob Murphy	71	69	78	75	—293	788.00	71stT
Bob Charles	73	72	72	77	—294	772.00	73rdT
Miller Barber	71	74	71	78	—294	772.00	73rdT
Lennie Clements	71	71	74	80	—296	760.00	75th
Frank Conner	76	69	84	76	—305	752.00	76th

(a) denotes amateur

36-HOLE CUT

Player	R1	R2	Total
Ron Streck	71	76	—147
Bob Shearer	72	75	—147
Jim Colbert	79	68	—147
Woody Blackburn	73	74	—147
Steve Hart	76	71	—147
Mike Gove	76	71	—147
Mike Holland	74	73	—147
Tom Kite	74	75	—147
Nick Price	72	74	—147
Jack Renner	75	72	—147
Mark Lye	73	74	—147
Bill Britton	73	75	—148
Bob Gilder	73	75	—148
Morris Hatalsky	74	74	—148
Gene Littler	76	72	—148
Jeff Mitchell	76	72	—148
Andy Bean	75	73	—148
J.C. Snead	74	74	—148
Rod Nuckolls	77	71	—148
Tim Norris	77	72	—149
Tony Sills	73	76	—149
Eric Batten	73	76	—149
Bill Sander	71	78	—149
Billy Tuten (a)	76	73	—149
Tim Simpson	77	72	—149
Forrest Fezler	73	76	—149
Jodie Mudd	74	76	—150
Russ Cochran	78	72	—150
Jim Booros	73	77	—150
Bobby Cole	72	78	—150
Bill Murchison	78	72	—150
Tommy Valentine	75	75	—150
Lyn Lott	72	78	—150
Pat McGowan	74	76	—150
Joe Inman	75	75	—150
Dave Eichelberger	72	78	—150
Payne Stewart	77	74	—151
Andy North	74	77	—151
Mike Peck	75	76	—151
Donnie Hammond	73	78	—151
Danny Green	77	74	—151
Rod Curl	78	73	—151
Peter Jacobsen	72	79	—151
Orville Moody	76	75	—151
Curtis Strange	76	75	—151
Bob Payne	81	71	—152
Mark Pfeil	76	76	—152
Bruce Devlin	75	77	—152
Mick Soli	81	71	—152
Greg Powers	76	76	—152
Richard Zokol	77	76	—153
Ken Kelley	77	76	—153
Billy Ray Brown (a)	82	72	—154
David Peoples	74	80	—154
Jim Barker	78	76	—154
Dan Forsman	78	76	—154
Bobby Clampett	75	79	—154
Dave Lundstrom	81	73	—154
Ivan Smith	77	77	—154
Mel Callender	75	79	—154
Gary McCord	73	81	—154
Wally Armstrong	77	78	—155
Pat Lindsey	78	78	—156
Darrell Kestner	80	77	—157
Ken Green	79	78	—157
Blaine McCallister	76	81	—157
John McComish	78	80	—158
Charles Epps	85	78	—163
Gordon Johnson	74	89	—163
Terry McPartland	85	82	—167
Dave Hill	74	WD	
Dan Pohl	75	WD	
Dave Stockton	77	WD	
Dan Halldorson	77	WD	
Bobby Nichols	78	WD	
Terry Diehl	81	WD	
John Adams	83	WD	
Lon Hinkle	WD		
Bill Kratzert	WD		
Doug Black	WD		

The 1983 tournament was one of the best come-from behind finishes--Graham was 5 shots back going into the final round.

1982
MICHELOB HOUSTON OPEN

THE WOODLANDS COUNTRY CLUB
HOUSTON, TEXAS • MAY 6 - 9, 1982

SUMMARY

First Round:
Ed Sneed, with a 7-under-par 64, led by 1 over Scott Hoch.

Second Round:
Sneed increased his lead to 2 with an 8-under-par 134 total. Bob Shearer and Peter Oosterhuis were at 136.

Third Round:
Shearer posted a 7-under-par 64 and a three-day total of 13-under-par 200. He led by 5 over Sneed.

Weather:
Thursday, delay start 2 hours and finally suspended play at 8:07 p.m., with 12 players on the course. Rest of week, clear and sunny.

CHAMPION



ED SNEED

Purse: $350,000
Par: 36-35—71
Yards: 7,031
Cut: 70 players at 2-over-par 144

TOURNAMENT RESULTS

Player	R1	R2	R3	R4	Total	Money	Place
Ed Sneed	64	70	71	70	—275	$63,000.00	1st•
Bob Shearer	69	67	64	75	—275	37,800.00	2nd
Danny Edwards	71	68	69	68	—276	23,800.00	3rd
George Burns	73	68	69	67	—277	16,800.00	4th
Tom Kite	70	69	73	66	—278	13,300.00	5thT
Tommy Valentine	68	71	72	67	—278	13,300.00	5thT
Peter Oosterhuis	68	68	72	71	—279	11,287.50	7thT
Scott Hoch	65	73	69	72	—279	11,287.50	7thT
Jay Haas	72	69	69	70	—280	9,450.00	9thT
Ron Streck	70	69	67	74	—280	9,450.00	9thT
Jim Dent	73	67	71	69	—280	9,450.00	9thT
Peter Jacobsen	70	70	68	73	—281	7,700.00	12th
Lennie Clements	74	70	67	70	—281	7,700.00	12thT
David Graham	70	72	68	72	—282	6,125.00	14thT
Antonio Cerda	69	73	70	70	—282	6,125.00	14thT
Pat McGowan	71	71	69	71	—282	6,125.00	14thT
Woody Blackburn	69	73	68	72	—283	6,125.00	14thT
Ed Dougherty	67	75	72	69	—283	4,260.00	18thT
Dan Halldorson	71	73	67	72	—283	4,260.00	18thT
Jack Renner	71	69	72	71	—283	4,260.00	18thT
Fred Couples	71	66	74	72	—283	4,260.00	18thT
Bobby Clampett	67	74	69	73	—283	4,260.00	18thT
Mike Sullivan	73	71	70	69	—283	4,260.00	18thT
Payne Stewart	73	71	71	68	—283	4,260.00	18thT
Hal Sutton	74	69	72	69	—284	2,671.67	25thT
Dave Eichelberger	71	71	72	70	—284	2,671.67	25thT
Steve Melnyk	68	75	69	72	—284	2,671.67	25thT
Allen Miller	71	69	72	72	—284	2,671.67	25thT
Thomas Gray	70	74	70	70	—284	2,671.67	25thT
Bob Gilder	70	73	71	70	—284	2,671.67	25thT
Ken Green	70	72	74	69	—285	2,075.80	31stT
Bruce Lietzke	71	72	69	73	—285	2,075.80	31stT
Hale Irwin	67	71	73	74	—285	2,075.80	31stT
Hubert Green	70	69	72	74	—285	2,075.80	31stT
Mike Nicolette	71	71	72	71	—285	2,075.80	31stT
Andy North	71	70	71	74	—286	1,542.13	36thT
Wally Armstrong	71	72	68	75	—286	1,542.13	36thT
Jodie Mudd	67	74	72	73	—286	1,542.13	36thT
Gibby Gilbert	68	76	70	72	—286	1,542.13	36thT
Gil Morgan	72	67	70	77	—286	1,542.13	36thT
Tom Purtzer	69	69	73	75	—286	1,542.13	36thT
Scott Simpson	71	73	72	70	—286	1,542.13	36thT
Victor Regalado	73	68	72	73	—286	1,542.13	36thT
D.A. Weibring	68	72	77	70	—287	1,087.80	44thT
Leonard Thompson	72	72	68	75	—287	1,087.80	44thT
Gavin Levenson	72	72	72	71	—287	1,087.80	44thT
Mike Reid	69	74	68	76	—287	1,087.80	44thT
Curtis Strange	70	70	73	74	—287	1,087.80	44thT
Ed Fiori	70	74	71	73	—288	848.00	49thT
Ron Commans	72	70	72	74	—288	848.00	49thT
Andy Bean	72	69	74	73	—288	848.00	49thT
Mark Pfeil	73	71	72	73	—288	848.00	49thT
Fuzzy Zoeller	68	72	72	76	—288	848.00	49thT
Bill Rogers	67	75	75	71	—288	848.00	49thT
Jim Booros	72	71	72	73	—288	848.00	49thT
Rod Curl	73	70	70	75	—288	848.00	49thT
Skeeter Heath	72	71	72	75	—290	787.50	57thT
Jet Ozaki	71	69	74	76	—290	787.50	57thT
Gay Brewer	70	74	69	78	—291	773.50	59thT
Frank Conner	70	71	78	72	—291	773.50	59thT
Morris Hatalsky	71	71	71	79	—292	763.00	61st
Dave Edwards	71	72	73	77	—293	745.50	62ndT
Beau Baugh	71	71	70	81	—293	745.50	62ndT
George Archer	73	69	74	77	—293	745.50	62ndT
John Mahaffey	72	70	77	74	—293	745.50	62ndT
Steve Hart	70	72	78	75	—295	724.50	66thT
Terry Diehl	73	71	78	73	—295	724.50	66thT
Jack Newton, Jr.	71	72	75	78	—296	714.00	68th
Jack Ferenz	71	71	78	79	—299	707.00	69th
Mike Donald	70	74	79	77	—300	700.00	70th

(•Ed Sneed won the playoff on first extra hole with a birdie)

(a) denotes amateur

36-HOLE CUT

Player	R1	R2	Total
Bob Byman	73	72	—145
Scott Watkins	73	72	—145
Ray Barr	72	73	—145
Bob Murphy	72	73	—145
Howard Twitty	72	73	—145
Lee Trevino	71	74	—145
Tim Graham	72	73	—145
Lance Ten Broeck	71	74	—145
Lou Graham	71	75	—146
Bob Proben	73	73	—146
Jeff Sanders	70	76	—146
Forrest Fezler	76	70	—146
Cesar Sanudo	73	73	—146
Dan Pohl	74	72	—146
Bill Britton	75	71	—146
Jerry Heard	70	76	—146
Eric Batten	74	72	—146
Steve Jones	70	76	—146
John Schroeder	72	75	—147
Mike Brannan	73	74	—147
David Tentis	69	78	—147
Greg Powers	72	75	—147
Calvin Peete	72	75	—147
Jim Nelford	74	73	—147
Skip Dunaway	71	76	—147
Bobby Wadkins	72	75	—147
David Sann	72	75	—147
Charlie Gibson	72	75	—147
Keith Fergus	77	70	—147
Chip Beck	74	74	—148
Tom Weiskopf	74	74	—148
Charles Epps	75	73	—148
Scott Stegner	76	72	—148
Dave Barr	71	77	—148
Roger Maltbie	74	74	—148
Phil Hancock	77	72	—149
Vance Haefner	74	75	—149
Pat Lindsey	70	79	—149
Gene Littler	73	76	—149
Arthur Russell	76	73	—149
Charles Krenkel	74	75	—149
Bill Buttner	76	73	—149
Billy Glisson	69	80	—149
Karl Narro	71	78	—149
Dave Hill	77	72	—149
Bruce Fleisher	73	76	—149
Jay Cudd	72	77	—149
Phil Blackmar	73	77	—150
Mike Booker	73	77	—150
Jim Barker	76	74	—150
Miller Barber	73	77	—150
Tom Jones	75	75	—150
Steven Liebler	72	78	—150
Bob Burton	77	73	—150
Bill Calfee	75	76	—151
Clarence Rose	73	78	—151
Barry Harwell	71	80	—151
Rik Massengale	74	78	—152
John Mazza	71	81	—152
Jim Kiely	76	76	—152
Barry Jaeckel	77	75	—152
Brad Bryant	74	79	—153
Tom Jenkins	77	76	—153
Wayne Levi	74	79	—153
Blaine McCallister	74	79	—153
Larry Mize	79	75	—154
Tommy Aycock	74	80	—154
Lee Elder	73	81	—154
Babe Hiskey	76	78	—154
Dick Harmon	80	74	—154
Kenny Knox	76	79	—155
Rex Caldwell	78	78	—156
Randy Hartzell	78	79	—157
Stan Altgelt	84	74	—158
Tim Brauch	78	81	—159
Don Reece	73	87	—160
Wally Payne	79	81	—160
Craig Carbon	81	82	—163
Lon Hinkle	74	WD	
Mike Holland	74	WD	
Gary McCord	75	WD	
Mike Morley	76	WD	
John Adams	82	WD	
Paul Azinger	WD		
Ben Crenshaw	WD		
Mark Lye	WD		

The 1982 tournament was one of the best come-from behind finishes--Sneed was 5 shots back going into the final round.

1981
MICHELOB HOUSTON OPEN

THE WOODLANDS COUNTRY CLUB
HOUSTON, TEXAS • APRIL 30 - MAY 2, 1981

SUMMARY

First Round:
Gary McCord shot 7-under-par 64 to lead by 1-shot over Tom Kite, Hale Irwin and Ben Crenshaw.

Second Round:
Bob Gilder shot 64 for a 10-under-par 132 that led by a shot over Kite and Mike Holland.

Weather:
Thursday, mostly sunny. Friday, cloudy and at 2:20 p.m. play was suspended due to lightning and resumed at 3:05 p.m. Saturday, mostly sunny. Sunday was postponed due to heavy rains, rescheduled for Monday. Monday, play was cancelled.

CHAMPION

RON STRECK

Purse: $267,461.25
Par: 36-35—71
Yards: 7,017
Cut: 80 players at even-par 142

TOURNAMENT RESULTS

Player	R1	R2	R3	Total	Money	Place
Ron Streck	68	68	62	—198	$47,250.00	1st
Jerry Pate	67	68	66	—201	23,100.00	2ndT
Hale Irwin	65	69	67	—201	23,100.00	2ndT
Jay Haas	67	67	68	—202	11,550.00	4thT
Ben Crenshaw	65	70	67	—202	11,550.00	4thT
Bruce Lietzke	66	70	67	—203	8,793.75	6thT
Bob Gilder	68	64	71	—203	8,793.75	6thT
Tom Kite	65	68	70	—203	8,793.75	6thT
Mike Morley	70	66	68	—204	7,350.00	9thT
Mike Holland	66	67	71	—204	7,350.00	9thT
Dan Halldorson	67	71	67	—205	6,300.00	11thT
Leonard Thompson	67	69	69	—205	6,300.00	11thT
Bill Rogers	68	70	68	—205	4,777.50	11thT
Victor Regalado	69	69	68	—206	4,777.50	14thT
Lennie Clements	69	68	69	—206	4,777.50	14thT
Bobby Wadkins	67	68	71	—206	4,777.50	14thT
Curtis Strange	67	70	69	—206	4,777.50	14thT
Pat Lindsey	70	64	73	—207	3,423.00	18thT
Jim Booros	68	70	69	—207	3,423.00	18thT
Gay Brewer	70	70	67	—207	3,423.00	18thT
Tommy Valentine	66	68	73	—207	3,423.00	18thT
Thomas Gray	67	69	71	—207	3,423.00	18thT
Peter Oosterhuis	70	72	66	—208	2,336.25	23rdT
Larry Nelson	71	70	67	—208	2,336.25	23rdT
Lou Graham	68	71	69	—208	2,336.25	23rdT
George Burns	69	65	74	—208	2,336.25	23rdT
Chip Beck	73	69	66	—208	2,336.25	23rdT
Gibby Gilbert	69	69	71	—209	1,745.63	28thT
John Mahaffey	72	68	69	—209	1,745.63	28thT
Buddy Allin	71	67	71	—209	1,745.62	28thT
Doug Tewell	71	65	73	—209	1,745.62	28thT
Steve Melnyk	72	70	67	—209	1,745.63	28thT
Tom Weiskopf	69	68	72	—209	1,745.62	28thT
Mike McCullough	67	72	71	—210	1,242.50	34thT
Barry Jaeckel	68	70	72	—210	1,242.50	34thT
Dave Edwards	66	74	70	—210	1,242.50	34thT
Terry Diehl	70	69	71	—210	1,242.50	34thT
Tom Purtzer	66	73	71	—210	1,242.50	34thT
Bob Shearer	71	70	69	—210	1,242.50	34thT
Mike Sullivan	68	71	71	—210	1,242.50	34thT
Miller Barber	71	66	73	—210	1,242.50	34thT
Jim Dent	70	71	69	—210	1,242.50	34thT
Jack Renner	67	74	70	—211	819.00	43rdT
Lee Elder	73	69	69	—211	819.00	43rdT
Calvin Peete	71	67	73	—211	819.00	43rdT
Lanny Wadkins	73	68	70	—211	819.00	43rdT
Beau Baugh	69	71	71	—211	819.00	43rdT
J.C. Snead	70	70	71	—211	819.00	43rdT
Butch Baird	70	71	70	—211	819.00	43rdT
Lon Hinkle	69	67	76	—212	645.75	50thT
Keith Fergus	74	66	72	—212	645.75	50thT
Craig Stadler	74	68	70	—212	645.75	50thT
Gary McCord	64	73	76	—213	583.15	53rdT
Lee Trevino	73	69	71	—213	583.16	53rdT
Dana Quigley	69	72	72	—213	583.15	53rdT
Dave Barr	71	70	72	—213	583.15	53rdT
Bobby Nichols	69	72	72	—213	583.15	53rdT
Rod Nuckolls	74	68	71	—213	583.16	53rdT
Jim Colbert	72	70	71	—213	583.16	53rdT
Jim Barber	72	70	71	—213	583.16	53rdT
Don January	67	73	73	—213	583.15	53rdT
Tom Jenkins	70	71	72	—213	583.15	53rdT
John Cook	68	73	72	—213	583.15	53rdT
Ed Fiori	71	70	72	—213	583.15	53rdT
Jerry McGee	69	73	71	—213	583.16	53rdT
Roger Calvin	72	70	72	—214	540.75	65thT
Bob Murphy	71	70	73	—214	540.75	65thT
Tim Simpson	74	68	72	—214	540.75	65thT
Johnny Miller	72	69	74	—215	525.00	68thT
Scott Simpson	72	69	74	—215	525.00	68thT
Bobby Cole	68	74	73	—215	525.00	68thT
Mike Nicolette	73	65	78	—216	511.87	71stT
Gene Littler	69	70	77	—216	511.88	71stT
Hal Sutton (a)	72	70	76	—218		73rdT
Arnold Palmer	73	69	76	—218	501.37	73rdT
John Adams	71	67	80	—218	501.36	73rdT
Bob Byman	75	67	77	—219	490.67	76thT
Scott Stegner	73	69	77	—219	490.88	76thT
Morris Hatalsky	72	69	79	—220	447.75	78thT
Nick Faldo	69	69	82	—220	447.75	78thT
Greg Antunes	70	72	78	—220	477.75	78thT

(a) denotes amateur

36-HOLE CUT

Player	R1	R2	Total
Bill Calfee	73	70	—143
Mike Reid	72	71	—143
Barney Thompson	73	70	—143
Howard Twitty	73	70	—143
George Cadle	70	73	—143
Mark Lye	71	72	—143
Dave Eichelberger	71	72	—143
Mike Donald	69	74	—143
Fuzzy Zoeller	74	69	—143
Tom Jones	72	71	—143
Jeff Mitchell	73	70	—143
Hubert Green	74	70	—144
Dan Pohl	71	73	—144
Frank Conner	71	73	—144
Lindy Miller	71	73	—144
Mark O'Meara	73	71	—144
Larry Ziegler	74	70	—144
Dave Lundstrom	71	73	—144
Scott Hoch	73	71	—144
Mark Witt	70	74	—144
Bruce Fleisher	71	74	—145
Grier Jones	72	73	—145
Brad Bryant	70	75	—145
Tim Graham	75	70	—145
Mark Hayes	72	73	—145
Lance Ten Broeck	77	68	—145
Bunky Henry	75	70	—145
Skip Dunaway	73	72	—145
R.W. Eaks	71	74	—145
Allen Miller	74	71	—145
Don Pooley	69	77	—146
Greg Powers	71	75	—146
Charles Coody	72	74	—146
Dave Stockton	71	75	—146
Tom Storey	71	75	—146
Fred Couples	72	74	—146
Lyn Lott	72	74	—146
Bill Pelham	72	74	—146
Eddie Pearce	69	77	—146
Craig Metz	74	73	—147
Richie Adhaff	72	75	—147
Kermit Zarley	72	75	—147
Jeff Hewes	74	73	—147
Pete Brown	69	78	—147
Gary Hardin	74	73	—147
R.H. Sikes	70	77	—147
Charlie Gibson	75	72	—147
Jack Newton, Jr.	74	73	—147
John Taub	74	74	—148
Mark Pfeil	77	71	—148
Perry Arthur	72	76	—148
Jerry Heard	77	71	—148
Andy North	74	74	—148
Bob Eastwood	74	74	—148
John Fought	75	73	—148
Lon Neilsen	74	74	—148
Paul Reed	74	74	—148
DeWitt Weaver	75	74	—149
Rod Curl	74	75	—149
Bruce Douglass	73	77	—150
Wally Armstrong	81	69	—150
Stan Altgelt	79	72	—151
Charles Epps	75	76	—151
George Cascino	77	74	—151
Steve Veriato	73	78	—151
Dave Hill	74	78	—152
Allan Strange	74	78	—152
Curtis Sifford	77	79	—156
Dick Harmon	78	78	—156
Tony Hollifield	76	80	—156
Bill Kratzert	74	WD	
Wayne Levi	74	WD	
Bobby Mitchell	84	WD	
Rik Massengale	WD		
Dave Marr	DQ		

Streck's 62 during the final round was the lowest final round and ties Fred Funk for the low 18 in Houston PGA event history.

1980
MICHELOB HOUSTON OPEN

THE WOODLANDS COUNTRY CLUB
HOUSTON, TEXAS • MAY 1 - 4, 1980

SUMMARY

First Round:
Gil Morgan, with a 6-under-par 65, led by 1 over David Edwards, Jay Haas, John Mahaffey, Skip Dunaway and Curtis Strange.

Second Round:
Strange, with a 7-under-par 29 back nine, lead with a 13-under-par 129 total. Dunaway, Dave Hill, Lee Trevino and Mike Reid were at 133.

Third Round:
Strange increased his lead to 6 strokes over Trevino, 18-under-par 195 to 201.

Weather:
Thursday saw rain with play suspended. Round completed Friday morning before start of second round. Partly cloudy and warm the last three days.

CHAMPION



CURTIS STRANGE

Purse: $350,000
Par: 36-35—71
Yards: 6,918
Cut: 82 players at even-par 142

TOURNAMENT RESULTS

Player	R1	R2	R3	R4	Total	Money	Place
Curtis Strange	66	63	66	71	—266	$63,000.00	1st•
Lee Trevino	67	66	68	65	—266	37,800.00	2nd
Mike Reid	69	64	69	66	—268	20,300.00	3rdT
Bob Gilder	70	65	69	64	—268	20,300.00	3rdT
D.A. Weibring	68	68	66	68	—270	13,300.00	5thT
Tom Kite	70	69	65	66	—270	13,300.00	5thT
Bill Rogers	67	68	68	69	—272	11,725.00	7th
Barney Thompson	69	67	70	67	—273	9,800.00	8thT
George Burns	68	67	70	68	—273	9,800.00	8thT
Ron Streck	68	68	68	69	—273	9,800.00	8thT
Jerry Pate	72	66	66	69	—273	9,800.00	8thT
Dave Hill	68	65	73	68	—274	6,860.00	12thT
Calvin Peete	72	68	68	66	—274	6,860.00	12thT
Andy Bean	70	69	68	67	—274	6,860.00	12thT
Lou Graham	67	70	70	67	—274	6,860.00	12thT
Jay Haas	66	68	68	72	—274	6,860.00	12thT
Mark Pfeil	68	67	71	69	—275	5,425.00	17thT
Jack Newton, Jr.	67	68	71	69	—275	5,425.00	17thT
Skip Dunaway	66	67	72	71	—276	4,242.00	19thT
Sammy Rachels	67	69	69	71	—276	4,242.00	19thT
Greg Powers	67	68	70	71	—276	4,242.00	19thT
Phil Hancock	69	69	69	69	—276	4,242.00	19thT
Arnold Palmer	71	69	72	64	—276	4,242.00	19thT
Ed Fiori	71	70	69	67	—277	2,905.00	24thT
John Mahaffey	66	70	72	69	—277	2,905.00	24thT
Hale Irwin	69	68	72	68	—277	2,905.00	24thT
Bobby Wadkins	70	69	69	69	—277	2,905.00	24thT
Keith Fergus	70	69	67	71	—277	2,905.00	24thT
Dana Quigley	70	69	71	68	—278	2,130.73	29thT
Victor Regalado	67	72	69	70	—278	2,130.62	29thT
Dave Eichelberger	71	69	71	67	—278	2,130.63	29thT
Lon Hinkle	69	70	69	70	—278	2,130.62	29thT
Kermit Zarley	74	67	68	69	—278	2,130.63	29thT
Tom Weiskopf	73	68	71	66	—278	2,130.62	29thT
Lanny Wadkins	69	68	72	69	—278	2,130.63	29thT
Doug Campbell	68	73	68	69	—278	2,130.62	29thT
Rod Curl	73	69	68	69	—279	1,680.00	37thT
Rex Caldwell	67	70	73	69	—279	1,680.00	37thT
Danny Edwards	67	72	68	73	—280	1,200.50	39thT
Dale Douglass	72	70	67	71	—280	1,200.50	39thT
Bob Murphy	70	71	72	67	—280	1,200.50	39thT
Jim Nelford	67	73	70	70	—280	1,200.50	39thT
Peter Jacobsen	75	67	73	65	—280	1,200.50	39thT
Andy North	73	68	68	71	—280	1,200.50	39thT
John Mazza	69	71	73	67	—280	1,200.50	39thT
Wally Armstrong	71	68	72	69	—280	1,200.50	39thT
J.C. Snead	68	73	68	71	—280	1,200.50	39thT
Morris Hatalsky	68	72	69	71	—280	1,200.50	39thT
Bunky Henry	68	71	71	70	—280	1,200.50	39thT
Leonard Thompson	73	67	75	65	—280	1,200.50	39thT
George Archer	69	68	73	71	—281	828.80	51stT
Butch Baird	69	68	74	70	—281	828.80	51stT
Charles Coody	71	68	73	69	—281	828.80	51stT
Mike Hill	72	69	72	68	—281	828.80	51stT
Mark Hayes	69	73	73	66	—281	828.80	51stT
Mike Brannan	68	73	73	68	—282	784.00	56thT
Bob Shearer	68	71	75	68	—282	784.00	56thT
Lance Ten Broeck	73	67	72	70	—282	784.00	56thT
Gil Morgan	65	72	78	67	—282	784.00	56thT
Lee Elder	69	72	70	71	—282	784.00	56thT
Bill Kratzert	69	73	69	72	—283	749.00	61stT
Wayne Levi	71	68	71	73	—283	749.00	61stT
Tom Storey	71	70	72	70	—283	749.00	61stT
Terry Diehl	72	68	71	72	—283	749.00	61stT
Bob Payne	70	72	69	72	—283	749.00	61stT
Bruce Douglass	70	72	68	74	—284	721.00	66thT
Pat McGowan	71	70	72	71	—284	721.00	66thT
Fred Marti	72	70	71	71	—284	721.00	66thT
Ben Crenshaw	70	72	70	73	—285	700.00	69thT
Dave Stockton	71	70	70	74	—285	700.00	69thT
Bobby Cole	74	65	75	71	—285	700.00	69thT
Jim Dent	69	71	77	69	—286	682.50	72ndT
Jack Renner	70	71	73	72	—286	682.50	72ndT
Bill Galloway	71	70	72	74	—287	665.00	74thT
Stan Altgelt	69	71	73	74	—287	665.00	74thT
Kenny Knox	72	70	73	72	—287	665.00	74thT
Gene Littler	72	70	78	68	—288	644.00	77thT
Scott Bess	70	72	74	72	—288	644.00	77thT
Joe Inman	71	70	72	75	—288	644.00	77thT
George Cadle	70	71	74	75	—290	626.50	80thT
Mike Peck	69	73	74	74	—290	626.50	80thT
Mitch Mooney	70	71	76	74	—291	616.00	82nd

(•Curtis Strange won the playoff on the first extra hole with a birdie.)

(a) denotes amateur

36-HOLE CUT

Player	R1	R2	Total
Bill Calfee	70	73	—143
Beau Baugh	70	73	—143
Joe Hager	71	72	—143
Ed Dougherty	73	70	—143
Tom Jones	73	70	—143
Cesar Sanudo	69	74	—143
Tom Purtzer	69	74	—143
Pat Lindsey	72	71	—143
Larry Ziegler	74	69	—143
Jim Thorpe	71	72	—143
Jerry McGee	71	72	—143
Mark Lye	72	71	—143
Mac McLendon	71	72	—143
Mike Morley	70	73	—143
Jon Cutshall	71	73	—144
Dave Edwards	66	78	—144
Orville Moody	70	74	—144
Scott Simpson	71	73	—144
Charles Epps	73	71	—144
Terry Mauney	71	73	—144
Miller Barber	73	71	—144
Buddy Allin	73	71	—144
John Schroeder	72	72	—144
John Lister	70	74	—144
Bobby Nichols	74	70	—144
Tom Jenkins	74	71	—145
Lon Neilsen	72	73	—145
Dan Pohl	73	72	—145
Ed Byman	75	70	—145
Alan Fadel	72	73	—145
Bob Byman	70	75	—145
Tommy Valentine	74	71	—145
DeWitt Weaver	72	73	—145
Gary Koch	74	71	—145
Al Geiberger	72	74	—146
Bob Betley	71	75	—146
Rodney Morrow	74	72	—146
Buddy Gardner	72	74	—146
Steve Melnyk	72	74	—146
Doug Sanders	75	71	—146
Mick Soli	70	76	—146
Roger Maltbie	73	73	—146
Alan Tapie	69	78	—147
David Thore	74	73	—147
Mark McCumber	71	76	—147
Peter Oosterhuis	74	73	—147
Lindy Miller	72	75	—147
Jack Ferenz	73	74	—147
Dave Lundstrom	73	74	—147
Scott Watkins	74	74	—148
Chip Beck	77	71	—148
Perry Arthur	76	73	—149
Dick Harmon	73	76	—149
Mike Nicolette	77	72	—149
Chris Clark	75	75	—150
Pete Hessemer	76	74	—150
Jaime Gonzalez	74	76	—150
Gary McCord	77	73	—150
Chip Craig (a)	76	75	—151
Ron Terry	74	77	—151
Julius Boros	72	79	—151
Forrest Fezler	75	76	—151
John Cook	77	74	—151
Eddie Pearce	74	78	—152
Dennis Sullivan	77	75	—152
Gene Roe	77	76	—153
Jimmy Burke	76	77	—153
Sam Snead	77	77	—154
Mike Higgins	76	79	—155
Frank Beard	74	WD	
Mike White	77	WD	

Strange holds the record for the lowest 36 and 54 hole totals and shares the low 72 hole total with Trevino all in 1980.

1979
HOUSTON OPEN

THE WOODLANDS COUNTRY CLUB
HOUSTON, TEXAS • MAY 3 - 6, 1979

SUMMARY

First Round:
Five players were tied at 5-under 66--Butch Baird, Jim Colbert, Jim Dent, Bruce Lietzke, and Leonard Thompson. There were 6 at 67.

Second Round:
Hale Irwin (64) and Sammy Rachels (65) were at 9-under 133. Tied at 134 were Bob Gilder, Wayne Levi, John Schroeder, Mike Brannan and Thompson.

Third Round:
Levi, with a course-record 63, was at 16-under-par 197. Brannan was at 200.

Weather:
Cloudy with some morning drizzle on Thursday. Friday's second round postponed due to rain. Saturday mostly cloudy with sunny afternoon. Sunday mostly sunny.

CHAMPION

WAYNE LEVI

Purse: $300,000
Par: 36-35—71
Yards: 6,918
Cut: 78 players at 1-under-par 141

TOURNAMENT RESULTS

Player	R1	R2	R3	R4	Total	Money	Place
Wayne Levi	69	65	63	71	—268	$54,000.00	1st
Mike Brannan	68	66	66	70	—270	32,400.00	2nd
Hale Irwin	69	64	71	68	—272	14,400.00	3rdT
Sammy Rachels	68	65	68	71	—272	14,400.00	3rdT
Bob Gilder	70	64	70	68	—272	14,400.00	3rdT
Orville Moody	72	64	67	69	—272	14,400.00	3rdT
Bill Rogers	67	69	69	68	—273	9,675.00	7thT
Calvin Peete	70	70	68	65	—273	9,575.00	7thT
John Schroeder	68	66	70	70	—274	8,400.00	9thT
Dave Stockton	72	66	67	69	—274	8,400.00	9thT
Rod Curl	69	70	66	70	—275	6,360.00	11thT
Leonard Thompson	66	68	70	71	—275	6,360.00	11thT
Jim Colbert	66	70	69	70	—275	6,360.00	11thT
Buddy Gardner	69	67	69	70	—275	6,360.00	11thT
Dave Edwards	68	70	68	69	—275	6,360.00	11thT
J.C. Snead	70	66	69	71	—276	4,500.00	16thT
Scott Simpson	69	67	70	70	—276	4,500.00	16thT
Barney Thompson	67	70	73	66	—276	4,500.00	16thT
Mike Reid	70	70	69	67	—276	4,500.00	16thT
Grier Jones	71	67	68	70	—276	4,500.00	16thT
Tom Purtzer	70	66	72	69	—277	2,816.25	21stT
Tom Kite	72	67	68	70	—277	2,816.25	21stT
Lon Hinkle	70	70	68	69	—277	2,816.25	21stT
Mike Morley	70	68	70	69	—277	2,816.25	21stT
Jerry McGee	70	67	71	69	—277	2,816.25	21stT
Lee Trevino	69	66	69	73	—277	2,816.25	21stT
Mike Sullivan	70	69	68	70	—277	2,816.25	21stT
Doug Tewell	68	68	70	71	—277	2,816.25	21stT
Bobby Walzel	72	66	67	73	—278	1,950.00	29thT
Curtis Strange	69	68	73	68	—278	1,950.00	29thT
Mark Lye	72	69	68	69	—278	1,950.00	29thT
Lou Graham	71	70	67	70	—278	1,950.00	29thT
Jim Dent	66	71	70	71	—278	1,950.00	29thT
George Burns	73	67	72	67	—279	1,482.86	34thT
Dave Eichelberger	68	71	72	68	—279	1,482.86	34thT
Bob Murphy	68	73	71	67	—279	1,482.86	34thT
Gary McCord	67	71	67	74	—279	1,482.86	34thT
Bob Mann	69	67	73	70	—279	1,482.86	34thT
Joe Inman	68	68	70	73	—279	1,482.86	34thT
Bob Shearer	68	71	72	68	—279	1,482.86	34thT
Andy North	69	72	69	70	—280	1,110.00	41stT
Keith Fergus	71	68	71	70	—280	1,110.00	41stT
Al Geiberger	67	70	73	70	—280	1,110.00	41stT
Gary Player	71	68	71	71	—280	1,110.00	41stT
Charles Coody	69	71	72	68	—280	1,110.00	41stT
Alan Tapie	67	70	71	70	—280	1,110.00	41stT
Jack Renner	74	67	73	67	—281	831.60	47thT
Phil Hancock	72	69	71	69	—281	831.60	47thT
Bruce Lietzke	66	72	74	69	—281	831.60	47thT
Cesar Sanudo	71	67	73	70	—281	831.60	47thT
Howard Twitty	70	71	68	73	—282	715.50	51stT
Tom Storey	69	69	70	74	—282	715.50	51stT
Tommy Aaron	71	70	73	68	—282	715.50	51stT
Jack Ferenz	72	68	71	71	—282	715.50	51stT
Craig Stadler	70	68	72	73	—283	669.00	55thT
Miller Barber	68	72	70	73	—283	669.00	55thT
Butch Baird	66	74	73	70	—283	669.00	55thT
Greg Powers	70	71	72	70	—283	669.00	55thT
Don January	74	67	71	71	—283	669.00	55thT
Kermit Zarley	74	67	70	72	—283	669.00	55thT
Bill Kratzert	71	70	70	72	—283	669.00	55thT
John Adams	69	69	77	68	—283	669.00	55thT
Bill Garrett	72	67	75	70	—284	633.00	63rdT
Steve Veriato	70	71	71	72	—284	633.00	63rdT
Florentino Molina	71	70	72	71	—284	633.00	63rdT
Wren Lum	70	71	74	69	—284	633.00	63rdT
Ed Sabo	68	71	74	72	—285	612.00	67thT
Gary Koch	73	67	70	75	—285	612.00	67thT
Dan Pohl	69	70	76	70	—285	612.00	67thT
Arnold Palmer	73	67	73	73	—286	600.00	70th
Bob E. Smith	70	70	72	75	—287	588.00	71stT
Frank Conner	74	66	76	71	—287	588.00	71stT
Wally Kuchar	72	69	73	73	—287	588.00	71stT
Jim Thorpe	72	69	71	76	—288	576.00	74th
Ron Terry	72	69	75	75	—291	567.00	75thT
Dick Harmon	70	71	72	78	—291	567.00	75thT
Larry Webb	72	69	76	76	—293	558.00	77th
Chi Chi Rodriguez	72	69	78	76	—295	552.00	78th

(a) denotes amateur

36-HOLE CUT

Player	R1	R2	Total
Julius Boros	73	69	—142
Tommy Thomas	72	70	—142
Wally Armstrong	71	71	—142
Tommy Valentine	67	75	—142
Jay Haas	71	71	—142
Steve Veriato	71	71	—142
Ed Fiori	72	70	—142
Rex Caldwell	73	69	—142
Ed Byman	72	71	—143
Mike Hill	70	73	—143
Mark Hayes	71	72	—143
Dan Halldorson	74	69	—143
Bruce Devlin	70	73	—143
Morris Hatalsky	72	71	—143
Roberto de Vicenzo	77	66	—143
Steve Melnyk	71	72	—143
Mark McCumber	70	73	—143
John Mahaffey	72	71	—143
Jeff Mitchell	68	75	—143
Ron Streck	73	70	—143
D.A. Weibring	74	69	—143
Carlton White	72	71	—143
Jack Spradlin	72	71	—143
Dave Lundstrom	72	72	—144
Billy Casper	73	71	—144
Ed Dougherty	76	68	—144
Randy Erskine	73	71	—144
Woody Blackburn	76	68	—144
Lon Neilsen	73	71	—144
Tim Simpson	74	70	—144
Bobby Mitchell	72	72	—144
Eddie Pearce	72	72	—144
Bob Heins	71	73	—144
Mike Zack	72	72	—144
David Graham	75	69	—144
Pat McGowan	75	69	—144
Tom Jenkins	71	73	—144
Dave Marr	74	70	—144
Babe Hiskey	72	72	—144
John Lister	70	74	—144
Gene Littler	74	70	—144
Allen Miller	75	69	—144
Guy Cullins	71	74	—145
Jon Cutshall	72	73	—145
Dennis Sullivan	74	71	—145
Bobby Wadkins	72	73	—145
Don Bies	75	70	—145
Homero Blancas	74	71	—145
Jim Chancey	73	72	—145
Lindy Miller	74	71	—145
Jeff Hewes	74	71	—145
Jack Fleck	74	72	—146
Antonio Cerda	74	72	—146
Fred Marti	74	72	—146
Tom Chain	74	72	—146
Bob Charles	76	70	—146
Alan Pate	74	73	—147
Mike Reasor	78	69	—147
Barry Jaeckel	76	71	—147
Terry Diehl	76	71	—147
Mark Pfeil	75	72	—147
Bob Post	71	76	—147
Rocky Thompson	76	72	—148
Jim Knoll	73	76	—149
Frank Beard	75	74	—149
Doug Sanders	77	73	—150
Don Iverson	77	73	—150
Charles Epps	75	75	—150
Vern Novak	78	73	—151
Bobby Baker	78	75	—153
Joe Hasbrouck	76	77	—153
Tom Shaw	70	75	—154
Tony Hollifield	78	78	—154
Roger Calvin	76	78	—154
Perry Arthur	77	78	—155
Mike Baker	81	82	—163
Ron Weber	84	81	—165
Joe Porter	77	WD	
Larry Ziegler	75	DQ	

Due to heavy rains Thursday night, Friday's round was cancelled making Sunday a 36-hole finale.

1978
HOUSTON OPEN

THE WOODLANDS COUNTRY CLUB
HOUSTON, TEXAS • APRIL 20 - 23, 1978

SUMMARY

First Round:
Gary Player's 8-under-par 64 established a new tournament record at this course. Bob Shearer was next at 65.

Second Round:
Player added a 67 for 131 and a 1-stroke lead over Andy Bean, who had a 65, and Bob Murphy, with a 66.

Third Round:
Bean's 66 for 198 took over the lead. Player was next at 201 after a 70 and Murphy was at 202 after a 70.

Weather:
Sunny and pleasant Thursday and Friday. Saturday was overcast with extremely light rain. Sunday was warm and sunny.

CHAMPION



GARY PLAYER

Purse: $200,000
Par: 36-36—72
Yards: 6,997
Cut: 82 players at even-par 144

TOURNAMENT RESULTS

Player	R1	R2	R3	R4	Total	Money	Place
Gary Player	64	67	70	69	—270	$40,000.00	1st
Andy Bean	67	65	66	73	—271	22,800.00	2nd
Bill Kratzert	70	67	69	66	—272	11,800.00	3rdT
Bob Murphy	66	66	70	70	—272	11,800.00	3rdT
Mike Reid	68	72	67	67	—274	8,200.00	5th
Tom Kite	72	69	64	70	—275	6,500.00	6thT
Jack Renner	71	65	68	71	—275	6,500.00	6thT
Kermit Zarley	69	68	72	66	—275	6,500.00	6thT
Mike Sullivan	70	69	68	69	—276	5,200.00	9thT
Gary Koch	68	71	66	71	—276	5,200.00	9thT
Bob Shearer	65	72	71	69	—277	3,920.00	11thT
Howard Twitty	69	66	68	74	—277	3,920.00	11thT
Lee Trevino	70	69	68	70	—277	3,920.00	11thT
Ed Fiori	74	65	71	67	—277	3,920.00	11thT
Lon Hinkle	68	69	69	71	—277	3,920.00	11thT
Don January	72	69	68	69	—278	2,700.00	16thT
Jerry McGee	73	68	68	69	—278	2,700.00	16thT
Orville Moody	67	68	70	73	—278	2,700.00	16thT
Rex Caldwell	72	70	72	64	—278	2,700.00	16thT
Jim Colbert	76	68	66	68	—278	2,700.00	16thT
Lou Graham	71	66	73	68	—278	2,700.00	16thT
Gil Morgan	71	69	70	69	—279	1,780.00	22ndT
Lyn Lott	72	68	70	69	—279	1,780.00	22ndT
Dave Eichelberger	74	69	68	68	—279	1,780.00	22ndT
Mike McCullough	74	68	67	70	—279	1,780.00	22ndT
Larry Nelson	69	70	73	67	—279	1,780.00	22ndT
Morris Hatalsky	71	69	70	70	—280	1,420.00	27thT
Don Bies	69	70	71	70	—280	1,420.00	27thT
Don Iverson	70	70	75	65	—280	1,420.00	27thT
Tim Simpson	70	67	70	73	—280	1,420.00	27thT
Pat McGowan	72	69	72	67	—280	1,420.00	27thT
George Burns	67	67	72	75	—281	1,106.67	32ndT
Barry Jaeckel	71	71	67	72	—281	1,106.67	32ndT
Gene Littler	68	70	67	76	—281	1,106.67	32ndT
Johnny Miller	72	71	70	68	—281	1,106.67	32ndT
Rod Funseth	72	69	67	73	—281	1,106.67	32ndT
Miller Barber	70	74	68	69	—281	1,106.67	32ndT
Jim Dent	71	68	68	75	—282	820.00	38thT
Bill Calfee	69	71	69	73	—282	820.00	38thT
Barney Thompson	72	69	70	71	—282	820.00	38thT
John Lister	70	73	68	71	—282	820.00	38thT
Fred Marti	69	69	69	75	—282	820.00	38thT
Mark Hayes	71	71	68	72	—282	820.00	38thT
John Schroeder	70	67	70	75	—282	820.00	38thT
Bill Pelham	69	73	71	70	—283	600.00	45thT
John Mahaffey	73	71	69	70	—283	600.00	45thT
Jeff Hewes	71	71	69	72	—283	600.00	45thT
Lee Elder	74	68	71	70	—283	600.00	45thT
Arnold Palmer	70	74	68	72	—284	492.00	49thT
J.C. Snead	69	71	71	73	—284	492.00	49thT
Lanny Wadkins	66	72	73	73	—284	492.00	49thT
Allen Miller	73	69	72	70	—284	492.00	49thT
David Graham	71	72	69	72	—284	492.00	49thT
Frank Conner	71	68	69	77	—285	440.00	54thT
Artie McNickle	70	69	74	72	—285	440.00	54thT
Tommy Aaron	71	71	71	72	—285	440.00	54thT
Tom Purtzer	73	71	68	73	—285	440.00	54thT
George Knudsen	72	71	72	70	—285	440.00	54thT
Victor Regalado	69	71	70	76	—286	395.00	59thT
Peter Jacobsen	71	70	72	73	—286	395.00	59thT
Greg Powers	74	69	73	70	—286	395.00	59thT
Bobby Walzel	72	69	72	73	—286	395.00	59thT
Tom Shaw	70	69	76	72	—287	365.00	63rdT
Bobby Nichols	68	74	74	71	—287	365.00	63rdT
Mark Pfeil	73	71	72	72	—288	330.00	65thT
Vicente Fernandez	71	73	70	74	—288	330.00	65thT
Billy Casper	73	71	73	71	—288	330.00	65thT
Leonard Thompson	70	70	71	77	—288	330.00	65thT
Gary Vanier	70	70	76	72	—288	330.00	65thT
Randy Erskine	67	77	73	72	—289	75.00	70thT
Mark Lye	73	70	73	73	—289	75.00	70thT
Jim Nelford	72	69	75	73	—289	75.00	70thT
Wally Armstrong	74	69	75	71	—289	75.00	70thT
Jerry Heard	76	68	73	73	—290		74thT
Bob Mann	72	72	73	73	—290		74thT
Skeeter Heath	69	74	73	74	—290		74thT
Parker Moore	72	72	72	74	—290		74thT
Woody Blackburn	71	70	77	73	—291		78th
Tommy Valentine	70	72	79	72	—293		79th
Jim White	71	73	79	75	—298		80th
Mitch Adcock	72	72	79	78	—301		81st
Ken Still	74	69	77	83	—303		82nd

(a) denotes amateur

36-HOLE CUT

Player	R1	R2	Total
Wayne Peddy	74	71	—145
Bob Eastwood	71	74	—145
Steve Veriato	73	72	—145
Rod Curl	73	72	—145
Keith Fergus	72	73	—145
Chi Chi Rodriguez	73	72	—145
Joe Inman	72	73	—145
Bruce Fleisher	73	72	—145
Marty Fleckman	76	69	—145
Ron Streck	72	73	—145
Bruce Lietzke	71	74	—145
Dave Lundstrom	74	71	—145
Brady Miller	73	72	—145
Dwight Nevil	75	70	—145
Bobby Wadkins	72	73	—145
Dana Quigley	79	67	—146
Cesar Sanudo	73	73	—146
Joe Kunes	71	75	—146
Bobby Stroble	70	76	—146
Perry Arthur	71	75	—146
Doug Tewell	73	73	—146
Ben Crenshaw	74	72	—146
Babe Hiskey	72	74	—146
Forrest Fezler	74	72	—146
Mike Shea	73	73	—146
Gary Jacobson	72	74	—146
Jack Newton, Jr.	76	70	—146
Homero Blancas	75	71	—146
Jack Spradlin	77	70	—147
Dave Eger	76	71	—147
Don Massengale	74	73	—147
Jeff Mitchell	75	72	—147
David Thore	74	73	—147
Ed Sabo	74	73	—147
Julius Boros	72	75	—147
Bob Payne	74	73	—147
Tom Storey	73	75	—148
Bob Zender	77	71	—148
Alan Tapie	75	73	—148
Charles Coody	76	72	—148
Dave Marr	75	73	—148
Gibby Gilbert	74	74	—148
Fuzzy Zoeller	76	72	—148
George Johnson	73	75	—148
Alan Pate	73	76	—149
Rik Massengale	79	70	—149
Frank Beard	75	74	—149
Antonio Cerda	74	75	—149
Ron Weber	75	75	—150
Lon Neilsen	73	77	—150
Ralph Johnson	78	72	—150
Tom Jenkins	75	75	—150
Gary Ostrega	72	78	—150
Travis Hudson	75	75	—150
Jim Deaton	76	74	—150
Doug Sanders	73	77	—150
Jack Sommers	77	74	—151
Bill Galloway	75	76	—151
Dave Barr	73	89	—152
George Cadle	75	77	—152
Paul Reed	80	72	—152
Dave Stockton	75	78	—153
Bob Hewerter	75	78	—153
Gary Groh	75	78	—153
Bill Rogers	73	81	—154
Bobby Mitchell	77	78	—155
Bunky Henry	77	79	—156
Doug Ford	79	77	—156
Florentino Molina	77	80	—157
Jack Montgomery	78	80	—158
Jack Sellman	78	80	—158
Mike Ford	77	83	—160
John Godwin	78	DQ	

Eighty-two players made the cut--the most to make the cut after only one 36-hole cut.

1977
HOUSTON OPEN

THE WOODLANDS COUNTRY CLUB
HOUSTON, TEXAS • APRIL 28 - MAY 1, 1977

SUMMARY

First Round:
George Burns and Mark Hayes tied at 5-under-par 67, 1-shot ahead of Mark Lye and Dave Marr.

Second Round:
Gene Littler's 65 gave him a 9-under-par 135 and a tie with Burns. George Knudson was at 137.

Third Round:
Littler, with a 67, moved into a 5-stroke lead at 14-under-par 202 over Burns.

Weather:
Thursday and Friday were mostly sunny and pleasant. Saturday was mostly cloudy with some showers. Sunday's start was delayed by rain.

CHAMPION



GENE LITTLER

Purse: $200,000
Par: 36-36—72
Yards: 6,997
Cut: 79 players at 2-over-par 146

TOURNAMENT RESULTS

Player	R1	R2	R3	R4	Total	Money	Place
Gene Littler	70	65	67	74	—276	$40,000.00	1st
Lanny Wadkins	71	68	70	70	—279	22,800.00	2nd
Chi Chi Rodriguez	72	66	71	71	—280	14,200.00	3rd
Andy North	71	70	69	71	—281	8,800.00	4thT
Bill Kratzert	71	72	66	72	—281	8,800.00	4thT
Jack Nicklaus	69	75	67	71	—282	5,980.00	6thT
Dave Eichelberger	72	67	70	73	—282	5,980.00	6thT
Leonard Thompson	70	68	70	74	—282	5,980.00	6thT
George Knudsen	69	68	76	69	—282	5,980.00	6thT
Lon Hinkle	73	69	70	70	—282	5,980.00	6thT
Lou Graham	71	72	72	68	—283	3,800.00	11thT
Bob Eastwood	70	74	70	69	—283	3,800.00	11thT
Bob Shearer	72	72	70	69	—283	3,800.00	11thT
Jerry McGee	71	73	69	70	—283	2,800.00	11thT
Vicente Fernandez	72	69	71	71	—283	3,800.00	11thT
Doug Tewell	71	67	73	72	—283	3,800.00	11thT
Keith Fergus	75	70	69	70	—284	2,700.00	17thT
Arnold Palmer	72	74	71	67	—284	2,700.00	17thT
Larry Nelson	74	71	71	68	—284	2,700.00	17thT
Billy Casper	71	71	72	70	—284	2,700.00	17thT
Mark Hayes	67	76	72	70	—285	1,960.00	21stT
Wally Armstrong	75	71	71	68	—285	1,960.00	21stT
Rik Massengale	73	70	71	71	—285	1,960.00	21stT
Andy Bean	70	76	70	69	—285	1,960.00	21stT
George Burns	67	68	72	79	—286	1,510.00	25thT
Forrest Fezler	70	74	70	72	—286	1,510.00	25thT
Allen Miller	72	69	74	71	—286	1,510.00	25thT
Morris Hatalsky	71	73	71	71	—286	1,510.00	25thT
Mike Reid	73	70	71	72	—286	1,510.00	25thT
Fred Marti	70	72	69	75	—286	1,510.00	25thT
Hale Irwin	75	70	71	71	—287	1,240.00	31stT
Mike Hill	73	70	72	72	—287	1,240.00	31stT
Frank Beard	76	70	69	72	—287	1,240.00	31stT
Hubert Green	71	73	72	72	—288	1,055.00	34thT
Gil Morgan	72	71	73	72	—288	1,055.00	34thT
Victor Regalado	71	71	73	73	—288	1,055.00	34thT
Bobby Wadkins	70	75	69	74	—288	1,055.00	34thT
Tom Kite	74	68	75	72	—289	760.00	38thT
Lee Trevino	69	77	75	68	—289	760.00	38thT
Charles Coody	72	72	73	72	—289	760.00	38thT
Dave Marr	68	75	73	73	—289	760.00	38thT
Gary Koch	73	73	72	71	—289	760.00	38thT
Bob E. Smith	72	73	77	67	—289	760.00	38thT
Don January	72	72	70	75	—289	760.00	38thT
Jim Simons	72	71	76	70	—289	760.00	38thT
Steve Melnyk	73	70	71	75	—289	760.00	38thT
Julius Boros	76	70	72	71	—289	760.00	38thT
Bruce Lietzke	75	68	71	76	—290	512.50	48thT
Lee Elder	73	70	74	73	—290	512.50	48thT
Gay Brewer	73	72	71	74	—290	512.50	48thT
Frank Conner	71	71	71	77	—290	512.50	48thT
Fuzzy Zoeller	76	68	73	74	—291	465.00	52ndT
Mike Morley	75	70	74	72	—291	465.00	52ndT
Tommy Aaron	74	71	75	71	—291	465.00	52ndT
Bill Mallon	74	72	71	74	—291	465.00	52ndT
Mark Lye	68	74	78	72	—292	415.00	56thT
Paul Moran	71	71	77	73	—292	415.00	56thT
Craig Stadler	74	70	73	75	—292	415.00	56thT
Buddy Allin	74	69	72	77	—292	415.00	56thT
Mark Pfeil	72	73	73	74	—292	415.00	56thT
Jeff Mitchell	73	73	75	71	—292	415.00	56thT
Bobby Cole	74	71	77	71	—293	375.00	62ndT
Jim Jamieson	74	70	76	73	—293	375.00	62ndT
Jim Dent	69	77	72	76	—294	355.00	64thT
Tony Jacklin	74	72	71	77	—294	355.00	64thT
Sam Farlow	71	75	71	78	—295	325.00	66thT
Freddie Haas	73	72	75	75	—295	325.00	66thT
Ben Crenshaw	76	70	70	79	—295	325.00	66thT
Peter Jacobsen	76	70	75	74	—295	325.00	66thT
Ron Cerrudo	71	75	78	72	—296	300.00	70thT
Elroy Marti	74	71	79	73	—297		71stT
Bill Pelham	73	73	74	77	—297		71stT
Babe Hiskey	73	73	76	75	—297		71stT
Don Massengale	74	71	72	80	—297		71stT
Jim Weichers	78	68	73	78	—297		71stT
Rex Caldwell	71	74	76	77	—298		76th
Alberto Rivadeneira	75	69	79	77	—300		77thT
Tom Storey	72	69	83	76	—300		77thT
Jim Colbert	72	73	71	WD			79thT

(a) denotes amateur

36-HOLE CUT

Player	R1	R2	Total
Bunky Henry	71	76	—147
Antonio Cerda	71	76	—147
Jack Ewing	73	74	—147
Pete Brown	77	70	—147
Butch Baird	72	75	—147
Jay Friedman	72	75	—147
John Abendroth	77	70	—147
Marion Heck	73	74	—147
Jon Cutshall	75	72	—147
John Lister	75	72	—147
Larry Ziegler	73	74	—147
Dwight Nevil	70	77	—147
Steve Veriato	73	74	—147
Barry Jaeckel	75	72	—147
Tom Jenkins	73	74	—147
Grier Jones	73	74	—147
Bob Menne	74	73	—147
Tom Shaw	75	73	—148
Homero Blancas	76	72	—148
Jim White	73	75	—148
Bruce Fleisher	77	71	—148
Stan Lee	77	71	—148
Jay Haas	74	74	—148
Gibby Gilbert	76	72	—148
Bob Gilder	73	75	—148
Mike Wynn	71	77	—148
Ed Sabo	79	70	—149
Carl Higgins	76	73	—149
Dale Hayes	76	73	—149
Art Wall	76	73	—149
Dave Lundstrom	75	74	—149
Jim Booros	74	75	—149
Tommy Aycock	71	78	—149
Dick Mast	76	73	—149
Tom Evans	74	75	—149
Vince Bizlik	73	76	—149
Miller Barber	74	75	—149
Don Pooley	74	75	—149
Peter Oosterhuis	73	76	—149
Henry Toscano, Jr.	77	73	—150
Mike Sullivan	79	71	—150
Ray Arinno	73	77	—150
Dale Douglass	78	72	—150
Rod Curl	75	75	—150
Don Iverson	77	73	—150
Rod Funseth	71	79	—150
Bruce Devlin	76	74	—150
Mike Long	72	78	—150
Ed Dougherty	75	75	—150
Johnny Dill	74	76	—150
Jim Knoll	80	71	—151
Bob Lunn	76	75	—151
Bob Payne	75	76	—151
Orville Moody	77	74	—151
Bob Dickson	75	76	—151
Pete Hessemer	79	72	—151
Ken Still	73	78	—151
Ron Weber	76	76	—152
Gary Wintz	76	77	—153
Jeff Hewes	79	75	—154
Mike Walters	78	76	—154
George Johnson	75	79	—154
Woody Blackburn	80	75	—155
Steve Cain	81	74	—155
Stan Altgelt	80	75	—155
Jim Masserlo	76	80	—156
Alan Tapie	74	83	—157
G. Waldespunhl	77	80	—157
Gary Dowen	83	75	—158
Mike Reasor	78	80	—158
Tommy Atchison	81	79	—160
Jack Sellman	78	83	—161
Bill Calfee	70	77	—174
Gary Hardin	87	WD	
Doug Sanders	81	WD	
Larry Webb	81	WD	

Littler's final round 2-over-par 74 was one of the highest final rounds by a tournament winner.

1976
HOUSTON OPEN

THE WOODLANDS COUNTRY CLUB
HOUSTON, TEXAS • APRIL 29 - MAY 2, 1976

SUMMARY

First Round:
Wally Armstrong, Mark Hayes, Forrest Fezler and Bill Rogers all shot 67s to share the lead. George Burns was next with a 68.

Second Round:
Armstrong shot 69 for 8-under-par 136 and a 1-shot lead over Hubert Green.

Third Round:
Burns' 70 pulled him into a tie with Armstrong at 8-under-par 208.

Weather:
Friday and Saturday were overcast with temperatures in the 70's.

CHAMPION

LEE ELDER

Purse: $200,000
Par: 36-36—72
Yards: 6,997
Cut: 56 players at even-par 144. Due to rain, the cut was made at the low 50 and ties.

TOURNAMENT RESULTS

Player	R1	R2	R3	R4	Total	Money	Place
Lee Elder	70	72	67	69	—278	$40,000.00	1st
Forrest Fezler	67	71	74	67	—279	22,800.00	2nd
George Burns	68	70	70	72	—280	11,800.00	3rdT
Wally Armstrong	67	69	72	72	—280	11,800.00	3rdT
Miller Barber	72	69	69	71	—281	7,700.00	5thT
Lee Trevino	70	70	70	71	—281	7,700.00	5thT
Barry Jaeckel	69	69	72	72	—282	5,900.00	7thT
Mark Hayes	67	74	70	71	—282	5,900.00	7thT
Ed Sneed	69	70	70	73	—282	5,900.00	7thT
Gil Morgan	71	70	71	71	—283	4,600.00	10thT
Charles Coody	70	72	67	74	—283	4,600.00	10thT
Bruce Devlin	69	70	72	72	—283	4,600.00	10thT
Lou Graham	71	70	74	69	—284	3,700.00	13thT
Rik Massengale	70	70	73	71	—284	3,700.00	13thT
Raymond Floyd	71	72	71	71	—285	3,000.00	15thT
Hubert Green	69	68	77	71	—285	3,000.00	15thT
John Mahaffey	72	74	73	70	—285	3,000.00	15thT
Alan Tapie	69	70	70	72	—285	3,000.00	15thT
Bobby Wadkins	69	73	78	65	—285	3,000.00	15thT
Mike Hill	71	70	70	75	—286	2,300.00	20thT
Bill Rogers	67	73	73	73	—286	2,300.00	20thT
John Toepel	72	71	72	72	—287	1,825.00	22ndT
Peter Oosterhuis	72	72	72	71	—287	1,825.00	22ndT
John Lister	71	73	70	73	—287	1,825.00	22ndT
Dave Hill	69	74	72	72	—287	1,825.00	22ndT
Steve Melnyk	74	70	75	69	—288	1,390.00	26thT
Bobby Nichols	72	69	71	76	—288	1,390.00	26thT
Kermit Zarley	69	75	70	74	—288	1,390.00	26thT
Lyn Lott	70	72	74	72	—288	1,390.00	26thT
Dick Rhyan	73	69	72	74	—288	1,390.00	26thT
John Gentile	69	71	74	74	—288	1,390.00	26thT
Bobby Walzel	69	71	74	74	—288	1,390.00	26thT
Rod Funseth	71	71	71	75	—288	1,390.00	26thT
Dennie Meyer	69	75	74	72	—289	1,080.00	34thT
Gary Wintz	70	73	73	73	—289	1,080.00	34thT
Dick Crawford	72	68	75	74	—289	1,080.00	34thT
Tom Shaw	70	73	72	75	—290	920.00	37thT
John Schlee	71	71	72	76	—290	920.00	37thT
George Knudsen	70	71	71	78	—290	920.00	37thT
Mason Rudolph	75	68	74	73	—290	920.00	37thT
Tony Jacklin	73	71	74	73	—291	760.00	41stT
Andy North	73	68	75	75	—291	760.00	41stT
Dave Eichelberger	70	73	74	74	—291	760.00	41stT
Marty Fleckman	70	74	71	76	—291	760.00	41stT
Bob Menne	74	69	73	76	—292	584.00	45thT
Don Massengale	70	71	73	78	—292	584.00	45thT
Gibby Gilbert	70	71	75	76	—292	584.00	45thT
Tom Kite	76	68	75	73	—292	584.00	45thT
Doug Sanders	74	70	75	73	—292	584.00	45thT
Mike McCullough	71	73	75	74	—293	495.00	50thT
Butch Baird	72	71	74	76	—293	495.00	50thT
Tom Jenkins	74	70	73	77	—294	470.00	52ndT
Marion Heck	72	71	73	78	—294	470.00	52ndT
Ron Cerrudo	71	69	79	75	—294	470.00	52ndT
Andy Bean	70	73	75	77	—295	450.00	55th
Mike Reasor	70	74	74	82	—300	440.00	56th

36-hole cut	R1	R2	Total	Money	Place
Bob Wynn	73	72	—145	$ 196.54	57thT
Dave Marr	72	73	—145	196.54	57thT
Dale Douglass	72	73	—145	196.54	57thT
Gary Koch	73	72	—145	196.54	57thT
Bob Payne	73	72	—145	196.54	57thT
Bob Eastwood	72	73	—145	196.54	57thT
Ed Dougherty	70	75	—145	196.54	57thT
Grier Jones	70	75	—145	196.54	57thT
Mike Morley	72	73	—145	196.54	57thT
Bob Murphy	70	75	—145	196.54	57thT
Frank Conner	70	75	—145	196.54	57thT
Spike Kelley	70	76	—146	196.54	68thT
John Schroeder	72	74	—146	196.54	68thT
Bob E. Smith	75	71	—146	196.54	68thT
Mike Slpko	73	73	—146	196.54	68thT
Terry Dill	72	74	—146	196.54	68thT
Bob Dickson	73	73	—146	196.54	68thT
George Cadle	75	71	—146	196.54	68thT
Barney Thompson	70	76	—146	196.54	68thT
Fred Marti	69	77	—146	196.54	68thT
Gay Brewer	73	73	—146	196.54	68thT
Arnold Palmer	71	75	—146	196.54	68thT
Bob Charles	70	76	—146	196.54	68thT
Bruce Crampton	74	72	—146	196.54	68thT
Fuzzy Zoeller	71	75	—146	196.54	68thT
Allen Miller	72	74	—146	196.54	68thT

(a) denotes amateur

36-HOLE CUT

Player	R1	R2	Total
Dave Stockton	72	75	—147
Terry Diehl	73	74	—147
Tom Evans	72	75	—147
Jim Colbert	73	74	—147
Victor Regalado	71	76	—147
Jimmy Powell	74	73	—147
Johnny Miller	73	74	—147
R.H. Sikes	72	75	—147
Bob Lunn	70	77	—147
Curtis Sifford	74	73	—147
Jack Fleck	71	77	—148
Larry Miller	75	73	—148
Monty Kaser	72	76	—148
Larry Nelson	74	74	—148
Jerry McGee	74	74	—148
Chi Chi Rodriguez	73	75	—148
Tommy Aaron	73	75	—148
Tom Storey	73	75	—148
Nate Starks	74	75	—149
Rod Curl	76	73	—149
Jim Simons	76	73	—149
Homero Blancas	74	75	—149
Jim Dent	74	75	—149
David Shuster	74	75	—149
Joe Inman	73	76	—149
Perry Leslie	74	75	—149
Bobby Schwartz	72	77	—149
Bruce Lietzke	74	75	—149
Jim Masserlo	72	77	—149
Stan Altgelt	74	75	—149
Ed Sabo	73	76	—149
Vern Novak	75	74	—149
Bobby Mitchell	72	77	—149
Jay Hebert	76	73	—149
John Jacobs	71	78	—149
Dave Newquist	77	73	—150
Jon Cutshall	77	73	—150
Larry Hinson	77	73	—150
Mike Wynn	76	74	—150
Florentino Molina	71	79	—150
Sammy Rachels	76	74	—150
Charles Epps	72	78	—150
Lionel Hebert	77	73	—150
George Johnson	73	78	—151
Austin Straub	74	75	—151
Jerry Pate	73	78	—151
Antonio Cerda	73	78	—151
Guy Cullins	76	75	—151
Sam Adams	75	76	—151
Gary Baker	78	73	—151
Ron Weber	72	80	—152
Keith Wright	76	76	—152
Gary McCord	78	74	—152
Phil Rodgers	78	74	—152
Jimmy Burke	78	75	—153
Bill Pelham	71	83	—154
Greg Powers	79	75	—154
Jack Montgomery	73	81	—154
Jack Burke, Jr.	76	79	—155
David Canipe	75	80	—155
Freddie Haas	77	78	—155
Richard Killian	75	80	—155
Rocky Nelson	76	79	—155
Eddie Thomas	78	78	—156
Mark Pfeil	80	77	—157
John Harris	79	77	—157
DeWitt Weaver	83	75	—158
Arnold Salinas	80	78	—158
Guy Walkingstick	82	77	—159
John Maca	84	89	—173
Dick Lotz	74	WD	
Bill Mallon	79	WD	
Eddie Pearce	80	WD	

Early morning rains made the course unplayable and the first round was cancelled before the field teed off.

1975
HOUSTON OPEN

THE WOODLANDS COUNTRY CLUB
HOUSTON, TEXAS • MAY 1 - 4, 1975

SUMMARY

First Round:
Lee Trevino and David Graham shared the lead with 66. Dale Douglass, Jerry McGee, Ed Pierce and Alan Tapie were second at 67.

Second Round:
Trevino stood alone with a 69 for a 135 while Douglass and Pearce shared second 137.

Third Round:
Bruce Crampton's 66 moved him into the lead at 12-under 204. Gil Morgan closed to second with a 67-205.

Weather:
Thursday and Friday were hot and muggy with temperatures in the middle 80'S. Saturday was cloudy and hot. Sunday was partly cloudy and breezy.

CHAMPION

BRUCE CRAMPTON

Purse: $150,000
Par: 36-36—72
Yards: 6,929
Cut: 83 players at even-par 144

TOURNAMENT RESULTS

Player	R1	R2	R3	R4	Total	Money	Place
Bruce Crampton	68	70	66	69	—273	$30,000.00	1st
Gil Morgan	70	68	67	70	—275	17,000.00	2nd
Joe Inman	68	70	71	67	—278	10,650.00	3rdT
John Schroeder	68	72	67	71	—278	10,650.00	3rdT
Eddie Pearce	67	70	71	71	—279	5,194.00	5thT
Lionel Hebert	69	71	70	69	—279	5,194.00	5thT
Tom Kite	70	71	70	68	—279	5,194.00	5thT
Larry Nelson	68	71	70	70	—279	5,194.00	5thT
Roger Maltbie	69	70	70	71	—280	3,900.00	9thT
Alan Tapie	67	71	73	69	—280	3,900.00	9thT
Tommy Aaron	70	71	74	68	—283	2,571.00	11thT
Peter Oosterhuis	72	71	69	71	—283	2,571.00	11thT
Bobby Nichols	70	74	70	69	—283	2,571.00	11thT
Gene Littler	69	73	70	71	—283	2,571.00	11thT
Charles Coody	69	71	74	69	—283	2,571.00	11thT
Rik Massengale	71	70	73	69	—283	2,571.00	11thT
Mike Wynn	68	70	75	70	—283	2,571.00	11thT
Lee Trevino	66	69	73	74	—283	2,571.00	11thT
Wally Armstrong	70	70	73	71	—284	1,605.00	19thT
George Johnson	71	72	70	71	—284	1,605.00	19thT
George Knudsen	71	73	68	72	—284	1,605.00	19thT
Terry Diehl	70	73	73	68	—284	1,605.00	19thT
Bill Rogers	70	73	71	70	—284	1,605.00	19thT
Bobby Mitchell	71	71	70	72	—284	1,605.00	19thT
Dick Crawford	72	71	71	71	—285	1,110.00	25thT
Mike Morley	70	71	74	70	—285	1,110.00	25thT
David Graham	66	73	73	73	—285	1,110.00	25thT
Grier Jones	70	74	69	72	—285	1,110.00	25thT
Jerry McGee	67	71	74	73	—285	1,110.00	25thT
Don January	71	69	72	73	—285	1,110.00	25thT
Butch Baird	69	71	72	73	—285	1,110.00	25thT
John Lister	72	69	78	67	—286	778.00	32ndT
J.C. Snead	70	71	72	73	—286	778.00	32ndT
Leonard Thompson	71	69	76	70	—286	778.00	32ndT
Bert Yancey	70	69	71	76	—286	778.00	32ndT
Bruce Devlin	73	71	73	69	—286	778.00	32ndT
Tom Evans	70	71	70	75	—286	778.00	32ndT
Bob Eastwood	71	68	73	74	—286	778.00	32ndT
Dave Stockton	70	74	70	72	—286	778.00	32ndT
Billy Ziobro	71	70	74	71	—286	778.00	32ndT
Dale Douglass	67	70	78	72	—287	510.00	41stT
Al Geiberger	73	67	72	75	—287	510.00	41stT
Lou Graham	68	72	72	75	—287	510.00	41stT
Pete Brown	69	70	74	74	—287	510.00	41stT
Jim Colbert	69	69	75	74	—287	510.00	41stT
Larry Wise	74	70	69	74	—287	510.00	41stT
Gary Wintz	69	75	70	73	—287	510.00	41stT
Andy North	70	72	74	71	—287	510.00	41stT
John Schlee	72	71	69	76	—288	373.00	49thT
Jim Jamieson	69	75	71	73	—288	373.00	49thT
Rod Funseth	70	72	73	73	—288	373.00	49thT
Joe Porter	74	68	75	71	—288	373.00	49thT
Ralph Johnson	69	70	73	77	—289	323.00	53rdT
Lon Hinkle	70	72	74	73	—289	323.00	53rdT
Bob Dickson	71	73	73	72	—289	323.00	53rdT
Arnold Palmer	74	70	76	69	—289	323.00	53rdT
Bob E. Smith	72	71	73	73	—289	323.00	53rdT
Mike Reasor	70	72	77	70	—289	323.00	53rdT
Jim Marshall	69	74	75	71	—289	323.00	53rdT
Mike Mitchell	69	73	72	75	—289	323.00	53rdT
Allen Miller	70	69	74	76	—289	323.00	53rdT
Bob Charles	69	74	73	74	—290	274.00	62ndT
Roy Pace	69	74	74	73	—290	274.00	62ndT
Jim Weichers	72	71	73	74	—290	274.00	62ndT
Ben Kern	72	72	71	75	—290	274.00	62ndT
Florentino Molina	73	71	74	74	—292	150.00	66thT
Don Iverson	69	73	77	73	—292	150.00	66thT
Artie McNickle	68	71	77	76	—292	150.00	66thT
Laurie Hamover	77	66	72	77	—292	150.00	66thT
Bert Greene	71	69	76	76	—292	150.00	66thT
Julius Boros	72	72	79	69	—292	150.00	66thT
Chi Chi Rodriguez	73	71	74	74	—292	150.00	66thT
John Mahaffey	71	71	74	76	—292	150.00	66thT
Jim Dent	72	72	77	73	—294		74thT
Fuzzy Zoeller	72	72	76	74	—294		74thT
Spike Kelley	70	71	74	79	—294		74thT
Bob Shaw	68	75	73	78	—294		74thT
Frank Conner	71	72	75	77	—295		78thT
Perry Leslie	71	70	76	78	—295		78thT
Terry Alsup	69	75	74	78	—296		80thT
Bobby Wadkins	68	75	76	77	—296		80thT
Austin Straub	70	71	80	76	—297		82nd
Jack Ewing	72	70	78	85	—305		83rdT

(a) denotes amateur

36-HOLE CUT

Player	R1	R2	Total
Terry Dill	73	72	—145
Jim Wittenberg	73	72	—145
Bunky Henry	73	72	—145
Kermit Zarley	71	74	—145
Jim Simons	72	73	—145
Don Bies	68	77	—145
Tom Shaw	72	73	—145
Bill Pelham	74	71	—145
Gibby Gilbert	73	72	—145
Bob Payne	73	72	—145
Bob Stanton	73	72	—145
Bob Zender	74	71	—145
Mac McLendon	75	70	—145
Ron Cerrudo	73	72	—145
Dick Rhyan	74	72	—146
Tom Jenkins	69	77	—146
Chuck Courtney	74	72	—146
Homero Blancas	73	73	—146
John Jacobs	72	74	—146
Ray Floyd	72	75	—147

Bruce Crampton is one of only seven players to win multiple Houston PGA events.

1974
HOUSTON OPEN

QUAIL VALLEY GOLF CLUB
HOUSTON, TEXAS • MAY 9 - 12, 1974

SUMMARY

First Round:
Tom Kite and Wally Armstrong shot 5-under-par 67s to share the lead.

Second Round:
Dave Hill shot 67 and Steve Melnyk shat 65 to share the lead at 7-under-par 137.

Third Round:
Joe Inman (67), Dick Lotz (67), Melnyk (70) and Bob Stanton (69) moved into a tie at 9-under-par 207.

Weather:
Thursday was hot and humid. Rain cancelled play on Friday. Saturday was warm and sunny. Sunday's 36-holes was played under warm and sunny weather.

CHAMPION


DAVE HILL

Purse: $150,000
Par: 36-36—72
Yards: 6,905
Cut: 76 players at 2-over-par 146

TOURNAMENT RESULTS

Player	R1	R2	R3	R4	Total	Money	Place
Dave Hill	70	67	74	65	—276	$30,000.00	1st
Rod Curl	69	71	68	69	—277	11,600.00	2ndT
Steve Melnyk	72	65	70	70	—277	11,600.00	2ndT
Andy North	73	68	67	69	—277	11,600.00	2ndT
Joe Inman	71	69	67	71	—278	5,775.00	5thT
Dave Stockton	73	69	71	65	—278	5,775.00	5thT
Hubert Green	73	69	71	66	—279	4,612.00	7thT
Bob Rosburg	70	73	67	69	—279	4,612.00	7thT
Dick Lotz	71	69	67	74	—281	3,450.00	9thT
Mark Hayes	74	70	68	69	—281	3,450.00	9thT
Allen Miller	72	69	72	68	—281	3,450.00	9thT
Gibby Gilbert	72	68	72	69	—281	3,450.00	9thT
Bob Stanton	70	68	69	74	—281	3,450.00	9thT
David Graham	73	68	70	71	—282	2,700.00	14thT
Pat Fitzsimmons	73	68	67	75	—283	2,325.00	15thT
Tom Kite	67	71	70	75	—283	2,325.00	15thT
Wally Armstrong	67	72	72	72	—283	2,325.00	15thT
Bruce Crampton	70	70	72	71	—283	2,325.00	15thT
Chuck Courtney	72	68	71	73	—284	1,554.00	19thT
Orville Moody	74	70	66	74	—284	1,554.00	19thT
Jack Ewing	74	66	73	71	—284	1,554.00	19thT
Dave Marr	71	70	72	71	—284	1,554.00	19thT
Rod Funseth	75	68	68	73	—284	1,554.00	19thT
Tommy Aaron	69	73	69	73	—284	1,554.00	19thT
Jerry McGee	74	70	66	74	—284	1,554.00	19thT
Bob Eastwood	73	70	70	72	—285	1,110.00	26thT
Homero Blancas	71	69	73	72	—285	1,110.00	26thT
Tom Evans	72	68	73	72	—285	1,110.00	26thT
Richard Rhoads	72	70	71	72	—285	1,110.00	26thT
John Mahaffey	72	70	72	71	—285	1,110.00	26thT
Larry Nelson	71	71	74	70	—286	832.00	31stT
Kermit Zarley	72	67	72	75	—286	832.00	31stT
Mike Hill	74	70	67	75	—286	832.00	31stT
Bob Payne	72	73	68	73	—286	832.00	31stT
George Archer	75	68	69	74	—286	832.00	31stT
Bob Unger	74	71	72	69	—286	832.00	31stT
Gary McCord	74	67	71	74	—286	832.00	31stT
Lionel Hebert	75	69	69	73	—286	832.00	31stT
Ed Sneed	69	71	73	74	—287	540.00	39thT
Bob Zender	68	74	69	76	—287	540.00	39thT
Bert Greene	74	70	72	71	—287	540.00	39thT
Bob Wynn	72	71	72	72	—287	540.00	39thT
Pete Brown	74	69	74	70	—287	540.00	39thT
Dave Eichelberger	75	70	70	72	—287	540.00	39thT
Bruce Devlin	73	67	71	76	—287	540.00	39thT
Dick Crawford	74	68	69	76	—287	540.00	39thT
Roy Pace	72	69	72	74	—287	540.00	39thT
Chi Chi Rodriguez	70	73	72	72	—287	540.00	39thT
Frank Beard	74	70	69	75	—288	373.00	49thT
Babe Hiskey	72	71	73	72	—288	373.00	49thT
Charles Coody	73	71	69	75	—288	373.00	49thT
Bob Goalby	74	70	70	74	—288	373.00	49thT
Ben Crenshaw	70	70	73	76	—289	334.00	53rdT
Dick Rhyan	73	71	72	73	—289	334.00	53rdT
Al Geiberger	73	70	75	71	—289	334.00	53rdT
Bob Menne	71	70	72	76	—289	334.00	53rdT
Bob E. Smith	70	72	76	71	—289	334.00	53rdT
Victor Regalado	73	71	68	77	—289	334.00	53rdT
Dwight Nevil	69	74	73	74	—290	289.00	59thT
Mike Morley	72	73	69	76	—290	289.00	59thT
Ross Randall	70	75	74	71	—290	289.00	59thT
Paul Moran	68	74	72	76	—290	289.00	59thT
Charles Sifford	72	71	71	76	—290	289.00	59thT
Mike Higgins	75	68	71	76	—290	289.00	59thT
Mike McCullough	75	69	74	73	—291	251.00	65thT
Vern Novak	74	70	72	75	—291	251.00	65thT
Randy Erskine	73	72	74	72	—291	251.00	65thT
Lyn Lott	71	73	76	71	—291	251.00	65thT
Mike Kallam	74	71	71	76	—292	153.00	69thT
Byrn Comstock	71	73	75	73	—292	153.00	69thT
Jim Dent	70	73	75	74	—292	153.00	69thT
Marty Boehn	73	70	74	80	—297		72nd
Monty Kaser	73	71	73	76	—293		73rdT
Ron Cerrudo	72	73	72	76	—293		73rdT
Billy Ziobro	71	74	75	78	—298		75th
Labron Harris, Jr.	72	73	75	WD			76th

(a) denotes amateur

36-HOLE CUT

Player	R1	R2	Total
Bob Erickson	73	73	—146
Miller Barber	74	72	—146
Terry Ferraro	69	77	—146
Chris Blocker	74	72	—146
Forrest Fezler	72	74	—146
Jim Barber	73	73	—146
John Lister	75	71	—146
Rik Massengale	75	71	—146
Curtis Sifford	74	72	—146
Ken Venturi	74	72	—146
Chuck Thorpe	75	71	—146
Ben Kern	73	73	—146
Tom Jenkins	71	75	—146
Bob Heins	77	69	—146
Tom Shaw	71	75	—146
Bobby Walzel	73	74	—147
Don Massengale	72	75	—147
Don Padgett	76	71	—147
Sam Farlow	73	74	—147
David Glenz	76	71	—147
Charles Owens	73	75	—148
Ras Allen	76	72	—148
Tommy Aycock	73	75	—148
DeWitt Weaver	75	73	—148
Dwaine Knight	75	73	—148
Jim Masserlo	74	74	—148
Buddy Weaver	75	73	—148
Jack Burke, Jr.	73	76	—149
John Quick	75	74	—149
Don Bliss	74	75	—149
Fred Marti	75	74	—149
Jim Marshall	75	74	—149
Bob Lunn	72	77	—149
Lou Graham	77	72	—149
John Jackson	76	73	—149
Andy Thompson	77	73	—150
Bob Allard	77	73	—150
Butch Baird	77	73	—150
George Johnson	77	73	—150
Don Maddox	73	77	—150
Pete Peters	75	75	—150
Marion Heck	72	79	—151
Ric Acton	77	74	—151
Spike Kelley	78	73	—151
Larry Wood	74	78	—152
Elwin Fannin	77	75	—152
Artie McNickle	77	75	—152
Jack Sellman	78	74	—152
Jim Simons	77	75	—152
Jim Connolly	76	77	—153
John Toepel	79	74	—153
Larry Laoretti	79	74	—153
Bob Crissy	79	75	—154
Hamilton Rogers	76	78	—154
Richard Killian	79	78	—157
Larry Miller	83	75	—158
Rocky Thompson	84	77	—161
Mike Wynn	77	DQ	

Rain cancelled the second round leading to a 36-hole finale on Sunday.

1973 HOUSTON OPEN

QUAIL VALLEY GOLF CLUB

HOUSTON, TEXAS • MAY 3 - 6, 1973

SUMMARY

First Round:
Mike Hill shot a 5-under-par 67 for a 2-shot lead over amateur Ben Crenshaw and Steve Melnyk.

Second Round:
Bruce Crampton shot 66 to move into first place at 6-under-par 138, 2 shots ahead of Crenshaw, Rik Massengale and Lanny Wadkins.

Third Round:
Crampton increased his lead by shooting 67 for an 11-under-par 205 score, 4 shots ahead of Wadkins.

Weather:
Cloudy and windy Thursday & Saturday. Clear with some breeze on Friday. Sunday was cloudy with play suspended from 1:05-1:15 due to lightning.

CHAMPION

BRUCE CRAMPTON

Purse: $205,000
Par: 36-36—72
Yards: 6,905
Cut: 80 players at 5-over-par 149

TOURNAMENT RESULTS

Player	R1	R2	R3	R4	Total	Money	Place
Bruce Crampton	72	66	67	72	—277	$41,000.00	1st
Dave Stockton	70	71	70	67	—278	23,750.00	2nd
Lanny Wadkins	71	69	69	72	—281	14,555.00	3rd
Charles Coody	72	69	72	69	—282	9,020.00	4thT
Leonard Thompson	72	71	69	70	—282	9,020.00	4thT
Rod Funseth	71	71	71	70	—283	7,380.00	6thT
Ben Crenshaw (a)	69	71	72	71	—283		6thT
David Graham	72	72	71	69	—284	6,304.00	8thT
David Glenz	74	70	71	69	—284	6,304.00	8thT
Ed Sneed	72	70	71	72	—285	5,330.00	10thT
Chuck Thorpe	72	70	72	71	—285	5,330.00	10thT
Al Geiberger	71	72	71	72	—286	4,151.00	12thT
Mike Hill	67	78	74	67	—286	4,151.00	12thT
Bob Goalby	71	74	76	65	—286	4,151.00	12thT
Fred Marti	74	69	71	72	—286	4,151.00	12thT
Bobby Nichols	73	74	71	69	—287	3,280.00	16thT
Steve Melnyk	69	75	72	71	—287	3,280.00	16thT
Forrest Fezler	75	70	72	70	—287	3,280.00	16thT
Bob Eastwood	72	69	74	73	—288	2,290.00	19thT
Lee Elder	72	69	72	75	—288	2,290.00	19thT
Homero Blancas	72	70	75	71	—288	2,290.00	19thT
Gene Littler	71	71	73	73	—288	2,290.00	19thT
Larry Hinson	74	73	70	71	—288	2,290.00	19thT
Bob Barbarossa	72	72	72	72	—288	2,290.00	19thT
Miller Barber	74	74	73	67	—288	2,290.00	19thT
John Mahaffey	71	71	75	72	—289	1,702.00	26th
Ron Cerrudo	75	70	73	72	—290	1,486.00	27thT
Bruce Devlin	73	73	72	72	—290	1,486.00	27thT
Dick Crawford	76	67	70	77	—290	1,486.00	27thT
Chuck Courtney	74	71	71	74	—290	1,486.00	27thT
Pete Brown	70	74	70	76	—290	1,486.00	27thT
Dave Eichelberger	71	73	71	75	—290	1,486.00	27thT
Jerry McGee	72	71	73	75	—291	1,064.00	33rdT
Bob E. Smith	72	74	72	73	—291	1,064.00	33rdT
Mike Morley	77	70	70	74	—291	1,064.00	33rdT
Rik Massengale	72	68	75	76	—291	1,064.00	33rdT
Mason Rudolph	74	73	75	69	—291	1,064.00	33rdT
Don Padgett	74	75	73	69	—291	1,064.00	33rdT
Billy Ziobro	70	77	72	72	—291	1,064.00	33rdT
Kermit Zarley	74	75	70	72	—291	1,064.00	33rdT
Julius Boros	74	73	73	71	—291	1,064.00	33rdT
Tom Kite	73	71	79	69	—292	696.00	42ndT
John Toepel	76	72	73	71	—292	696.00	42ndT
Ken Still	75	70	72	75	—292	696.00	42ndT
Bob Lewis	73	72	74	73	—292	696.00	42ndT
Tommy Aycock	76	73	74	69	—292	696.00	42ndT
Bob Charles	72	74	76	70	—292	696.00	42ndT
Bert Greene	74	71	71	76	—292	696.00	42ndT
Billy Casper	75	74	71	72	—292	696.00	42ndT
DeWitt Weaver	72	74	72	75	—293	504.00	50thT
Larry Stubblefield	74	75	74	70	—293	504.00	50thT
Ross Randall	72	77	71	73	—293	504.00	50thT
Dave Marad	75	71	75	72	—293	504.00	50thT
Jim Colbert	71	73	75	74	—293	504.00	50thT
Gibby Gilbert	72	74	76	72	—294	441.00	55thT
Bruce Fleisher	76	70	74	74	—294	441.00	55thT
Pat Fitzsimmons	71	74	69	80	—294	441.00	55thT
Chris Blocker	76	69	73	76	—294	441.00	55thT
George Johnson	70	78	71	75	—294	441.00	55thT
Butch Baird	70	76	76	72	—294	441.00	55thT
Bob Wynn	74	73	72	75	—294	441.00	55thT
Bobby Walzel	73	72	74	76	—295	390.00	62ndT
Doug Sanders	73	74	76	72	—295	390.00	62ndT
Labron Harris, Jr.	74	71	75	75	—295	390.00	62ndT
Don Iverson	72	76	76	72	—296	364.00	65thT
Henry Toscano, Jr.	76	72	75	73	—296	364.00	65thT
Phil Rodgers	75	73	78	70	—296	360.00	65thT
Bill Rogers (a)	75	73	74	74	—296		65thT
Bob Lunn	77	72	75	73	—297	343.00	69thT
Terry Small	74	72	75	76	—297	318.00	69thT
Jim Jamieson	77	70	75	76	—298	318.00	71stT
Tommy Aaron	80	69	70	79	—298	318.00	71stT
Jim Dent	76	73	80	70	—299		73rd
Don January	76	73	74	77	—300		74thT
Mike McCullough	73	76	74	77	—300		74thT
Earl Smith	74	74	77	75	—300		74thT
Marion Heck	73	76	73	79	—301		77th
Richie Karl	72	77	75	78	—302		78thT
Orville Moody	77	72	76	77	—302		78thT
Ras Allen	76	69	77	80	—305		80th

(a) denotes amateur

36-HOLE CUT

Player	R1	R2	Total
Lionel Hebert	76	74	—150
Tom Sanderson	74	76	—150
Wilf Homenuik	75	75	—150
Lee Wykle	78	72	—150
Cesar Sanudo	76	74	—150
Jack Ewing	78	73	—151
Gary Groh	74	77	—151
Lou Graham	77	74	—151
Richard Killian	76	75	—151
Randy Morris	78	73	—151
Ben Kern	72	79	—151
Roy Pace	76	75	—151
Bob Payne	76	75	—151
Tommy McGinnis	73	78	—151
Andy North	74	77	—151
Mike Reasor	74	77	—151
Victor Regalado	73	78	—151
Mike Wynn	77	74	—151
Babe Hiskey	75	76	—151
Tom Weiskopf	79	72	—151
Bunky Henry	75	76	—151
John Lister	80	71	—151
Jim Jewell	74	78	—152
Dwight Nevil	76	76	—152
Charles Sifford	79	73	—152
Allen Miller	72	80	—152
Donald J. Millet	81	71	—152
Bob Greenwood	79	73	—152
Jim Simons	77	76	—153
Bob Murphy	76	77	—153
Tom Jenkins	81	72	—153
Jim Ferrier	75	78	—153
Dwaine Knight	77	76	—153
Hale Irwin	77	76	—153
Larry Wise	78	76	—154
Hubert Green	78	76	—154
Don Bies	77	77	—154
Ron Reid	79	75	—154
Charles Owens	74	81	—155
Terry Short	78	77	—155
John Morgan	80	76	—156
Buddy Weaver	82	74	—156
Greg Edwards	79	77	—156
Gregory Hughes	80	76	—156
Lee Bonse	81	76	—157
Jim Hardy	81	76	—157
Dick Rhyan	76	81	—157
Ralph Johnson	75	82	—157
Steve Cain	78	79	—157
Tommy Culp (a)	87	74	—158
Ronald G. Simkulet	83	75	—158
Bob Allard	76	82	—158
Jim Fairfield	87	78	—165
Steve Spray	80	88	—168
Jerry Heard	72	71	—DQ
Artie McNickle	77	79	—DQ
Tom Evans	77	WD	
Dave Hill	78	WD	
Bob Menne	79	WD	
Greer Jones	76	WD	

Bruce Crampton is one of only seven multiple winners of Houston PGA events.

1972
HOUSTON OPEN

WESTWOOD COUNTRY CLUB
HOUSTON, TEXAS • MAY 4 - 7, 1972

SUMMARY

First Round:
Chuck Thorpe shot 6-under-par 66 to lead Hale Irwin and Don Bies by a shot.

Second Round:
Irwin shot another 67 to take the lead at 10-under-par 134, 3 shots ahead of Thorpe.

Third Round:
Bruce Devlin shot 67 to take a 2-shot lead at 10-under-par 206 over Irwin.

Weather:
Partly cloudy on Thursday, Friday and Saturday. Due to heavy rain Sunday, the final round was played on partly sunny and warm Monday.

CHAMPION

BRUCE DEVLIN

Purse: $125,000
Par: 36-36—72
Yards: 6,998
Cut: 75 players at 3-over-par 147

TOURNAMENT RESULTS

Player	R1	R2	R3	R4	Total	Money	Place
Bruce Devlin	69	70	67	72	—278	$25,000.00	1st
Doug Sanders	68	71	70	71	—280	9,667.00	2ndT
Tommy Aaron	73	69	69	69	—280	9,667.00	2ndT
Lou Graham	72	70	71	67	—280	9,667.00	2ndT
Jack Ewing	68	72	69	72	—281	4,542.00	5thT
Chuck Courtney	70	72	70	69	—281	4,542.00	5thT
Chuck Thorpe	66	71	72	72	—281	4,542.00	5thT
Hale Irwin	67	67	74	74	—282	3,685.00	8th
Bert Greene	71	72	69	71	—283	3,000.00	9thT
Don Bies	67	73	76	67	—283	3,000.00	9thT
Larry Hinson	72	71	69	71	—283	3,000.00	9thT
Grier Jones	73	73	68	69	—283	3,000.00	9thT
John Lister	71	72	68	73	—284	2,188.00	13thT
Jerry McGee	70	72	71	71	—284	2,188.00	13thT
Don January	71	68	76	69	—284	2,188.00	13thT
Cesar Sanudo	70	71	71	72	—284	2,188.00	13thT
Allen Miller	74	72	70	69	—285	1,563.00	17thT
Bruce Crampton	74	67	74	70	—285	1,563.00	17thT
Bob Goalby	70	72	70	73	—285	1,563.00	17thT
Bob Lewis	72	71	69	73	—285	1,563.00	17thT
Homero Blancas	73	72	71	69	—285	1,563.00	17thT
Richie Karl	72	71	70	72	—285	1,563.00	17thT
Jim Dent	72	74	70	71	—287	1,079.00	23rdT
Earl Smith	73	74	72	68	—287	1,079.00	23rdT
Ross Randall	71	69	73	74	—287	1,079.00	23rdT
Tom Shaw	73	74	66	74	—287	1,079.00	23rdT
Ben Crenshaw (a)	72	71	71	73	—287		23rdT
Marty Fleckman	69	74	72	73	—288	821.00	28thT
Lee Elder	72	74	69	73	—288	821.00	28thT
Mike Reasor	71	70	70	77	—288	821.00	28thT
Roy Pace	73	68	70	77	—288	821.00	28thT
Babe Hiskey	70	72	74	72	—288	821.00	28thT
Bob Menne	69	74	72	73	—288	821.00	28thT
Bob E. Smith	75	68	75	70	—288	821.00	28thT
Butch Baird	72	74	72	70	—288	821.00	28thT
Bob Charles	73	70	72	73	—288	821.00	28thT
Bert Yancey	73	68	79	69	—289	622.00	37thT
Dale Douglass	70	75	72	72	—289	622.00	37thT
Bob Payne	69	70	75	75	—289	622.00	37thT
Bobby Cole	74	71	73	71	—289	622.00	37thT
Dave Marad	77	70	72	70	—289	622.00	37thT
Ron Cerrudo	71	74	72	73	—290	389.00	42ndT
Dave Marr	73	72	72	73	—290	389.00	42ndT
Dwight Nevil	74	70	73	73	—290	389.00	42ndT
Billy Maxwell	75	70	71	74	—290	389.00	42ndT
Wilf Homenuik	73	74	72	71	—290	389.00	42ndT
John Mahaffey	72	74	72	72	—290	389.00	42ndT
Lanny Wadkins	69	72	78	71	—290	389.00	42ndT
Larry Ziegler	71	74	72	73	—290	389.00	42ndT
Miller Barber	71	75	70	74	—290	389.00	42ndT
Dick Crawford	73	69	79	70	—291	232.00	51stT
Bruce Fleisher	72	71	71	77	—291	232.00	51stT
Gibby Gilbert	74	72	75	70	—291	232.00	51stT
David Glenz	71	70	73	77	—291	232.00	51stT
Curtis Sifford	74	71	70	76	—291	232.00	51stT
Jim Ferrier	68	72	75	77	—292	227.00	56thT
Tom Kite (a)	73	74	74	71	—292		56thT
Doug Olson	74	73	73	73	—293	227.00	58thT
Fred Marti	74	73	68	78	—293	227.00	58thT
Dave Eichelberger	71	72	75	75	—293	227.00	58thT
Ralph Johnson	74	71	73	76	—294	227.00	61stT
Jerry Breaux	71	74	73	76	—294	227.00	61stT
Bob Greenwood	72	74	73	75	—294	227.00	61stT
Hubert Green	74	73	74	73	—294	227.00	61stT
Paul Moran	75	70	76	73	—294	227.00	61stT
Gary Groh	74	73	73	74	—294	227.00	61stT
Bob Dickson	72	73	75	75	—295	227.00	67th
Bobby Mitchell	71	76	75	75	—297	227.00	68th
Gregory Hughes	73	74	75	76	—298	227.00	69thT
John Kennedy	72	73	75	78	—298	227.00	69thT
Mac McLendon	72	73	75	78	—298	227.00	69thT
Mike Spang	74	69	74	82	—299	227.00	72nd
Greg Powers	75	72	79	76	—302	227.00	73rd
Mike Baker	71	76	79	77	—303	227.00	74th
Bob Murphy	73	73	71	DQ			

(a) denotes amateur

36-HOLE CUT

Player	R1	R2	Total
Buddy Allin	74	74	—148
James Barker	72	76	—148
David Graham	78	70	—148
Byrn Comstock	71	77	—148
Julius Boros	74	74	—148
Jim Barber	77	77	—148
Ben Kern	75	73	—148
Mike Morley	71	77	—148
Buddy Weaver	75	73	—148
Kermit Zarley	75	73	—148
Henry Toscano, Jr.	74	74	—148
Richard Killian	74	75	—149
Corker DeLoach (a)	74	75	—149
Jim Ferrier	71	78	—149
Bob Lunn	76	73	—149
Wayne Volmer	72	77	—149
Les Peterson	74	75	—149
Monty Kaser	78	71	—149
Randy Wolff	74	75	—149
Jack Hardin	74	75	—149
Jim Hardy	31	78	—149
Lionel Hebert	76	73	—149
Mike Higgins	72	77	—149
Howie Johnson	76	73	—149
Charles Coody	73	77	—150
Orville Moody	75	75	—150
Steve Spray	78	72	—150
Larry Wood	74	76	—150
John Mills (a)	73	78	—151
Bob Barbarossa	77	74	—151
John Schlee	74	77	—151
Dan Sikes	72	79	—151
Lee Wykle	75	76	—151
George Knudsen	77	74	—151
Jesse Miller	76	75	—151
Bobby Nichols	73	78	—151
Steve Melnyk	75	76	—151
Ralph Baker	74	77	—151
Tom Watson	77	75	—152
Steve Reid	73	79	—152
Phil Rodgers	72	80	—152
Forrest Fezler	76	76	—152
Bunky Henry	77	75	—152
John Schroeder	75	77	—152
Phil Ferranti	79	74	—153
Ron Weber	78	75	—153
Craig Metz	75	78	—153
Ed Sneed	78	75	—153
Tom Sanderson	78	75	—153
Dave Haberle	73	81	—154
Jack Lewis	78	76	—154
Wayne Petty	79	75	—154
Elwin Fannin	75	80	—155
Leonard Thompson	78	77	—155
Sam Harvey	80	76	—156
Bill Garrett	78	78	—156
Larry Mowry	76	80	—156
Labron Harris	79	77	—156
George Hixon	76	81	—157
John Tyson	76	81	—157
Dennis Rouse	81	76	—157
Jacky Cupit	79	78	—157
Sam Adams	79	78	—157
Bob Eastwood	78	80	—158
Gene Lewis (a)	76	84	—160
James T. Wright	81	82	—163
DeWitt Weaver	72	WD	
Charles Sifford	76	WD	
Chris Blocker	80	WD	
Jim Jewell	83	WD	

Heavy rain on Sunday postponed the final round to Monday.

1971
HOUSTON CHAMPIONS INTERNATIONAL

CHAMPIONS GOLF CLUB
HOUSTON, TEXAS • MAY 13 - 16, 1971

SUMMARY

First Round:
Larry Hinson and Kermit Zarley shared the lead at 4-under-par 67.

Second Round:
Hubert Green shot 69 to move into the lead at 5-under-par 137, 1-shot in front of Homero Blancas.

Third Round:
DeWitt Weaver shot 69 to take the lead at 5-under-par 208, 1-shot in front of Green and Charles Coody.

Weather:
Clear and warm throughout the week.

CHAMPION



HUBERT GREEN

Purse: $125,000

Par: 36-35—71

Yards: 7,166

Cut: 77 players at 9-over-par 151

TOURNAMENT RESULTS

Player	R1	R2	R3	R4	Total	Money	Place
Hubert Green	68	69	72	71	280	$25,000.00	1st•
Don January	71	73	68	68	280	14,000.00	2nd
Lee Trevino	76	72	66	67	281	7,350.00	3rdT
Bob Murphy	69	73	68	71	281	7,350.00	3rdT
Lou Graham	72	69	69	72	282	4,812.00	5thT
Dan Sikes	70	75	71	66	282	4,812.00	5thT
Homero Blancas	70	68	73	72	283	3,842.00	7thT
Ben Crenshaw (a)	70	69	73	71	283		7thT
DeWitt Weaver	70	69	69	75	283	3,842.00	7thT
Johnny Miller	73	67	72	72	284	3,250.00	10thT
Charles Coody	72	70	67	75	284	3,250.00	10thT
George Archer	71	69	72	73	285	2,531.00	12thT
John Schlee	73	69	74	69	285	2,531.00	12thT
Bob Rosburg	72	79	64	70	285	2,531.00	12thT
Dale Douglass	72	71	70	72	285	2,531.00	12thT
Jerry McGee	74	74	70	68	286	2,937.00	16thT
Tommy Aaron	71	73	69	73	286	1,937.00	16thT
Gibby Gilbert	70	71	71	74	286	1,937.00	16thT
Kermit Zarley	67	75	70	74	286	1,937.00	16thT
Bob Stone	78	66	71	72	287	1,562.00	20thT
Bert Yancey	71	73	70	73	287	1,562.00	20thT
Frank Beard	75	70	73	70	288	1,225.00	22ndT
Dave Hill	69	70	77	72	288	1,225.00	22ndT
Buddy Allin	73	69	73	73	288	1,225.00	22ndT
Bob E. Smith	73	70	75	70	288	1,225.00	22ndT
Terry Dill	72	68	73	76	289	906.00	26thT
Bert Greene	73	73	72	71	289	906.00	26thT
Fred Marti	72	69	75	73	289	906.00	26thT
Bob Goalby	70	77	71	71	289	906.00	26thT
Dick Lotz	75	71	73	70	289	906.00	26thT
John Schroeder	73	72	70	74	289	906.00	26thT
Chi Chi Rodriguez	70	70	74	75	289	906.00	26thT
Cesar Sanudo	77	71	72	69	289	906.00	26thT
Jim Jamieson	75	73	68	74	290	712.00	34thT
Gardner Dickinson	76	73	71	70	290	712.00	34thT
Roy Pace	76	72	73	69	290	712.00	34thT
Dave Eichelberger	74	71	73	72	290	712.00	34thT
Larry Hinson	67	75	73	76	291	637.00	38thT
Larry Ziegler	72	73	71	75	291	637.00	38thT
Dick Srawford	72	72	71	77	292	506.00	40thT
Julius Boros	71	75	70	76	292	506.00	40thT
George Boutell	74	70	77	71	292	506.00	40thT
Howie Johnson	77	72	71	72	292	506.00	40thT
Miller Barber	73	77	71	71	292	506.00	40thT
R.H. Sikes	77	70	70	75	292	506.00	40thT
Bill Garrett	78	69	72	74	293	350.00	46thT
Ted Hayes	73	73	73	74	293	350.00	46thT
Lionel Hebert	78	73	71	71	293	350.00	46thT
Al Geiberger	76	74	73	71	294	260.00	49thT
Arnold Palmer	71	75	73	75	294	260.00	49thT
Orville Moody	76	73	74	71	294	260.00	49thT
Mike Hill	74	75	70	75	294	260.00	49thT
Doug Sanders	78	73	70	74	295	217.00	53rdT
Bruce Crampton	76	71	74	74	295	217.00	53rdT
Labron Harris, Jr.	76	71	77	71	295	217.00	53rdT
Jack Burke, Jr.	75	75	73	72	295	217.00	53rdT
Tom Weiskopf	72	71	74	78	295	217.00	53rdT
J.C. Snead	72	75	76	73	296	217.00	58thT
Bobby Mitchell	74	73	69	80	296	217.00	58thT
Bruce Devlin	75	73	75	73	296	217.00	58thT
Larry Wood	75	74	74	73	296	217.00	58thT
Phil Rodgers	74	73	75	75	297	217.00	62ndT
Bob Lunn	74	77	72	74	297	217.00	62ndT
George Knudsen	73	76	75	73	297	217.00	62ndT
Pete Brown	74	75	76	73	298	217.00	65thT
Gay Brewer	73	77	74	74	298	217.00	65thT
Dave Stockton	74	74	75	75	298	217.00	65thT
Hugh Royer	74	71	79	74	298	217.00	65thT
Jerry Heard	77	72	77	73	299	217.00	69th
Hal Underwood	74	75	73	78	300	217.00	70thT
John Mills (a)	73	77	72	78	300		70thT
Ron Weber	75	75	75	77	302	217.00	72nd
Dean Overturf (a)	75	81	70	77	303		73rd
Tom Shaw	82	69	73	80	304	217.00	74thT
Jim Dent	77	74	75	78	304	217.00	74thT
Jaime Gonzalez	74	76	81	76	307	217.00	76th
Corker DeLoach (a)	77	76	77	79	309		77th

(•Green birdied the first hole of the sudden death playoff to beat January.)

(a) denotes amateur

36-HOLE CUT

Player	R1	R2	Total
Billy Maxwell	78	74	152
Jim Ferrier	75	78	152
Dow Finsterwald	76	76	152
Chuck Palmer	77	75	152
Hale Irwin	79	74	153
Steve Spray	77	76	153
Jimmy Burke	78	76	154
Raymond Floyd	78	76	154
Don Bies	73	81	154
Jack Montgomery	74	80	154
Chuck Courtney	78	77	155
Ed Furgol	81	74	155
Deane Beman	79	74	155
Buddy Weaver	80	75	155
Babe Hiskey	76	79	155
Jim Colbert	77	WD	
Herb Hooper	77	WD	

The 1971 tournament marked the end of a 6-year stretch of Houston PGA events held at Champions Golf Club.

1970
HOUSTON CHAMPIONS INTERNATIONAL

CHAMPIONS GOLF CLUB
HOUSTON, TEXAS • MAY 7-10, 1970

SUMMARY

First Round:
Gibby Gilbert, Bruce Crampton and Bert Green shot 2-under-par 69 to share the lead.

Second Round:
Crampton shot 68 to move to 5-under-par 137 with a 1-shot lead over Don Bies at 138.

Third Round:
Crampton shot 72 for a 4-under-par 209 and a 2-shot lead over Green at 211.

Weather:
Official Tour records were not kept.

CHAMPION

GIBBY GILBERT

Purse: $115,000

Par: 36-35--71

Yards: 7,166

Cut: 64 players at 8-over-par 150

TOURNAMENT RESULTS

Player	R1	R2	R3	R4	Total	Money	Place
Gibby Gilbert	69	72	71	70	282	$23,000.00	1st•
Bruce Crampton	69	68	72	73	282	13,100.00	2ndT
Bert Greene	69	74	68	72	284	8,220.00	3rd
Gary Player	72	72	72	68	284	5,460.00	4th
Art Wall	71	72	70	72	285	4,770.00	5th
Jim Colbert	72	71	71	72	286	3,786.67	6thT
Dale Douglass	70	72	71	73	286	3,786.67	6thT
Julius Boros	71	72	73	70	286	3,786.67	6thT
Johnny Miller	76	74	70	67	287	2,600.00	9thT
Dick Lotz	76	72	69	70	287	2,600.00	9thT
Bob Murphy	72	72	71	72	287	2,600.00	9thT
Ben Hogan	71	75	71	70	287	2,600.00	9thT
Dave Hill	70	73	70	74	287	2,600.00	9thT
Lee Trevino	70	75	72	70	287	2,600.00	9thT
Billy Maxwell	74	73	69	72	288	1,653.57	15thT
Charles Coody	72	76	70	70	288	1,653.57	15thT
Jack Montgomery	72	73	70	73	288	1,653.57	15thT
Jack Fleck	73	75	68	72	288	1,653.57	15thT
Doug Sanders	73	70	71	74	288	1,653.57	15thT
Kermit Zarley	76	72	69	71	288	1,653.57	15thT
Roberto de Vicenzo	75	70	71	72	288	1,653.57	15thT
Bob Stone	74	71	72	72	289	1,087.50	22ndT
Hugh Royer	72	71	74	72	289	1,087.50	22ndT
Howie Johnson	75	72	70	72	289	1,087.50	22ndT
R.H. Sikes	74	71	71	73	289	1,087.50	22ndT
Lou Graham	73	72	72	73	290	880.00	26thT
Tommy Aaron	70	74	70	76	290	880.00	26thT
Bob Dickson	72	73	76	69	290	880.00	26thT
Fred Marti	72	67	77	74	290	880.00	26thT
Homero Blancas	72	75	70	73	290	880.00	26thT
Chi Chi Rodriguez	77	70	72	72	291	712.50	31stT
Bob Goalby	78	72	69	72	291	712.50	31stT
Lionel Hebert	75	73	72	71	291	712.50	31stT
George Archer	76	71	73	71	291	712.50	31stT
Gene Littler	70	70	77	74	291	712.50	31stT
Don Bies	71	67	77	76	291	712.50	31stT
Joel Goldstrand	74	75	68	75	292	625.00	37th
Bert Yancey	72	73	78	70	293	562.00	38thT
Phil Rodgers	75	69	77	72	293	562.00	38thT
Jack McGowan	74	76	71	72	293	562.00	38thT
Steve Spray	76	73	71	73	293	562.00	38thT
Rod Funseth	74	76	72	72	294	562.00	42ndT
Orville Moody	74	71	77	72	294	562.00	42ndT
Bob E. Smith	72	71	75	76	294	562.00	42ndT
Dan Sikes	73	72	74	76	295	412.00	45thT
Al Geiberger	76	73	74	72	295	412.00	45thT
Jack Burke, Jr.	72	74	77	73	296	323.67	47thT
Miller Barber	72	74	72	78	296	323.67	47thT
Charles Sifford	77	69	77	73	296	323.67	47thT
Hale Irwin	73	72	74	77	296	323.67	47thT
Dick Crawford	74	74	74	74	296	323.67	47thT
Pete Brown	75	70	79	73	297	286.33	52ndT
Richard Ellis (a)	78	75	75	70	298		53rdT
Chuck Courtney	74	73	80	71	298	268.33	53rdT
Bobby Mitchell	73	75	77	73	298	268.33	53rdT
Johnny Pott	70	72	75	81	298	268.33	53rdT
John Lotz	74	74	75	75	298	268.33	53rdT
Al Balding	75	75	73	77	300	268.33	58thT
John Schlee	78	72	73	80	300	268.33	58thT
Steve Reid	72	77	74	77	300	268.33	58thT
Bruce Ashworth (a)	71	79	78	78	306		61st
John Farquhar (a)	78	74	75	82	309		62ndT
Tom Jenkins (a)	84	74	78	73	309		62ndT
Deane Beman	68	73	74	DQ			64th

(•Gilbert defeated Crampton on the third hole of the sudden death playoff.)

(a) denotes amateur

36-HOLE CUT

Player	R1	R2	Total
Don January	78	73	151
Lee Elder	76	75	151
Bunky Henry	78	73	151
Mike Hill	75	76	151
Buddy Weaver	75	76	151
Tom Weiskopf	75	76	151
Tom Burke, Jr.	79	73	152
Jay Hebert	74	78	152
Gay Brewer	77	75	152
Gardner Dickinson	74	78	152
George Knudsen	75	78	153
Dave Marr	79	74	153
Steve Opperman	76	77	153
Bob Rosburg	82	71	153
Mason Rudolph	78	75	153
Tom Shaw	80	73	153
Larry Ziegler	75	78	153
Harold Henning	79	75	154
Bob Menne	77	77	154
Terry Dill	80	75	155
Dave Stockton	78	77	155
Jack Harden	80	75	155
Jim Wiechers	76	80	156
Ken Still	81	75	156
Pepe Gonzales	77	80	157
Ron Cerrudo	77	80	157
Mac McLendon	79	80	159
Jimmy Burke	82	78	160
Terry Wilcox	76	85	161
Mike Baker	82	82	164

Jimmy Burke, Bob Dickson and Bob Rosberg each had a hole-in-one during this tournament.

1969
U.S. OPEN GOLF CHAMPIONSHIP

CHAMPIONS GOLF CLUB
HOUSTON, TEXAS • JUNE 12 - 15, 1969

SUMMARY

First Round:
Bob Murphy shot a 4-under-par 66 to lead Miller Barber by a shot.

Second Round:
Deane Beman shot 69 to take a 1-shot lead at 3-under-par 137 over Murphy and Barber.

Third Round:
Barber's 68 opened up a 3-shot lead at 4-under-par 206 over Orville Moody at 209.

Weather:
Official Tour records were not kept.

CHAMPION

ORVILLE MOODY

Purse: $161,400

Par: 35-35--70

Yards: 6,967

Cut: 68 players at 9-over-par 149

TOURNAMENT RESULTS

Player	R1	R2	R3	R4	Total	Money	Place
Orville Moody	71	70	68	72	281	$30,000.00	1st
Bob Rosburg	70	69	72	71	282	11,000.00	2ndT
Deane Beman	68	69	73	72	282	11,000.00	2ndT
Al Geiberger	68	72	72	70	282	11,000.00	2ndT
Bob Murphy	66	72	74	71	283	7,000.00	5th
Arnold Palmer	70	73	69	72	284	5,000.00	6th
Miller Barber	67	71	68	78	284	5,000.00	6thT
Bruce Crampton	73	72	68	72	284	5,000.00	6thT
Bunky Henry	70	72	68	75	285	3,500.00	9th
Bruce Devlin	73	74	70	69	286	2,800.00	10thT
Dave Marr	75	69	71	71	286	2,800.00	10thT
George Archer	69	74	73	70	286	2,800.00	10thT
Phil Rodgers	76	70	69	72	287	1,888.89	13thT
Howie Johnson	72	73	72	70	287	1,888.89	13thT
Dave Hill	73	74	70	70	287	1,888.89	13thT
Dean Refram	69	74	70	74	287	1,888.89	13thT
Charles Coody	72	68	72	75	287	1,888.89	13thT
Kermit Zarley	74	72	70	71	287	1,888.89	13thT
Dale Douglass	76	69	70	72	287	1,888.89	13thT
Raymond Floyd	79	68	68	72	287	1,888.89	13thT
Julius Boros	71	73	70	73	287	1,888.89	13thT
Bob Stanton	74	70	71	73	288	1,500.00	22ndT
Bert Yancey	71	71	74	72	288	1,500.00	22ndT
Tom Weiskopf	69	75	71	73	288	1,500.00	22ndT
Bobby Mitchell	72	74	66	77	289	1,300.00	25thT
Jack Nicklaus	74	67	75	73	289	1,300.00	25thT
Joe Campbell	73	74	73	69	289	1,300.00	25thT
Dick Crawford	70	75	73	71	289	1,300.00	25thT
Tony Jacklin	71	70	73	75	289	1,300.00	25thT
Dave Stockton	75	69	72	73	289	1,300.00	25thT
Jerry Steelsmith	72	72	75	71	290	1,140.00	31stT
Rich Basset	73	74	69	74	290	1,140.00	31stT
Bob E. Smith	76	67	72	75	290	1,140.00	31stT
Bobby Cole	73	72	72	73	290	1,140.00	31stT
Bobby Nichols	74	74	72	70	290	1,140.00	31stT
Homero Blancas	72	73	69	77	291	1,070.00	36thT
George Knudsen	70	70	76	75	291	1,070.00	38thT
Dan Sikes	74	74	72	72	292	1,030.00	38thT
Sam Snead	71	77	70	74	292	1,030.00	38thT
Billy Casper	74	73	72	74	293	995.00	40thT
Tommy Aaron	71	72	73	77	293	995.00	40thT
Bert Greene	78	70	74	72	294	965.00	42ndT
Johnny Miller	71	70	80	73	294	965.00	42ndT
Bob Lynn	71	72	76	75	294	965.00	42ndT
Jack Montgomery	74	73	72	75	294	955.00	42ndT
Al Balding	74	73	73	74	294	965.00	42ndT
Mike Souchak	72	73	74	75	294	955.00	42ndT
Gary Player	71	75	72	77	295	915.00	48thT
Don Bies	78	70	70	77	295	915.00	48thT
Frank Beard	72	73	73	78	296	895.00	50thT
Bob Stone	74	72	75	75	296	895.00	50thT
Bob Payne	71	74	73	79	297	865.00	52ndT
Bill Collins	75	72	73	77	297	865.00	52ndT
John Schlee	74	74	78	71	297	865.00	52ndT
Lionel Hebert	74	73	77	73	297	865.00	52ndT
Bill Ogden	76	72	75	75	298	835.00	56thT
Ken Still	74	74	72	78	298	835.00	56thT
Pete Brown	74	74	74	77	299	805.00	58thT
Rives McBee	71	77	76	75	299	805.00	58thT
Jack Ewing	70	70	80	74	299	805.00	58thT
Dave Philo	71	74	78	76	299	805.00	58thT
Larry Hinson	73	75	76	75	299	805.00	58thT
Labron Harris, Jr.	71	75	75	78	299	805.00	58thT
Martin Bohen	72	74	74	81	302	800.00	64th
Dave Eichelberger	76	71	76	80	303	800.00	65thT
Dow Finsterwald	77	71	77	78	303	800.00	65thT
Lee Elder	74	73	79	82	308	800.00	67th
Chuck Courtney	72	76	80	82	310	800.00	68th

(a) denotes amateur

36-HOLE CUT

Player	R1	R2	Total
Tom Nieporte	76	73	149
Jim Colbert	74	75	149
Lee Trevino	74	75	149
Johnny Stevens	78	71	149
Greg Powers (a)	74	75	149
F.C. Bradley (a)	77	72	149
Hugh Royer	76	74	150
Larry Ziegler	76	74	150
Johnny Pott	72	78	150
Jim Hardy	76	74	150
R.H. Sikes	76	74	150
Bob Charles	74	76	150
Henry Toscano, Jr.	74	77	151
Bruce Fleisher (a)	75	76	151
Jacky Cupit	78	73	151
Gordon Jones	74	78	152
Dick Lotz	79	73	152
Frank Verwey	77	75	152
Dave Ragan, Jr.	74	78	152
Jerry Edwards	74	78	152
Michael Davis (a)	76	76	152
Chuck Scally	78	74	152
Gene Littler	72	80	152
J.C. Snead	75	77	152
Scotty McBeath	74	79	153
Dick Rhyan	78	75	153
Rod Funseth	76	77	153
Kel Nagle	80	73	153
Ken Venturi	76	77	153
John Lotz	76	77	153
John Baldwin	78	76	154
Mac Hunter	75	79	154
James Barker (a)	78	76	154
Chris Gers	77	77	154
Tom Kochan	72	82	154
Terry Wilcox	77	77	154
Bob Bruce	77	78	155
Carl Lohren	76	79	155
John Levinson	78	77	155
Terry Small (a)	76	79	155
Ralph Bogart (a)	81	74	155
Billy Farrell	79	76	155
Skee Reigel	79	76	155
Jerry Pittman	74	81	155
Jose Lopez	81	75	156
Robert Pipkin	79	77	156
John Felus	77	79	156
Robert Panasiuk	79	78	157
Tony Holguin	81	76	157
Richard Rhoads	79	78	157
Larry Campbell	77	80	157
Wayne Yates	80	77	157
Austin Straub	83	75	158
Gregory Trompas(a)	83	75	158
Gay Brewer	75	83	158
Robert Bramson	79	79	158
Bruce Dobie	78	80	158
Andrew Borkovich	78	80	158
Charles Genter	81	77	158
Les Peterson	76	82	158
Bob Duden	83	76	159
Al Chandler	81	78	159
Ken Fulton	78	81	159
Bob Beattie	81	70	160
Al Besselink	82	78	160
Tommy Jacobs	81	79	160
Mason Rudolph	83	79	161
Peter Townsend	79	82	161
Remo Crovetti	80	81	161
Joe Cardenas	80	82	162
Ed Tutwilder (a)	80	83	163
Henry Johnson	81	83	163
Bob Shaw	84	79	163
Elliott Phillips (a)	82	82	164
Pat Rea	85	79	164
Walter Romans	82	83	165
Norman Rack	85	82	167
William Carey (a)	85	86	171
Don January	74	WD	

1968

HOUSTON CHAMPIONS INTERNATIONAL

CHAMPIONS GOLF CLUB

HOUSTON, TEXAS • MAY 2 - 5, 1968

SUMMARY

First Round:
Jack Nicklaus shot 6-under-par 65 to claim a 1-shot lead over Dan Sikes.

Second Round:
Nicklaus shot 69 and Sikes 68 to share the lead at 8-under-par 134.

Third Round:
Sikes shot 69 for a 10-under-par 203 to lead Miller Barber and Lee Trevino by a shot.

Weather:
Official Tour records were not kept.

CHAMPION



ROBERTO DE VINCENZO

Purse: $100,000

Par: 36-35--71

Yards: 7,166

Cut: 74 players at 7-over-par 149

TOURNAMENT RESULTS

Player	R1	R2	R3	R4	Total	Money	Place
Roberto de Vicenzo	67	68	71	68	274	$20,000.00	1st
Lee Trevino	69	69	66	71	275	12,000.00	2nd
Dan Sikes	66	68	69	73	276	7,500.00	3rd
Jack Nicklaus	65	69	72	72	278	5,000.00	4thT
Tommy Aaron	73	67	70	69	279	4,050.00	5thT
Miller Barber	67	68	69	75	279	4,050.00	5thT
Al Geiberger	68	71	69	72	280	3,100.00	7thT
Dale Douglass	69	71	71	69	280	3,100.00	7thT
Frank Beard	69	70	73	68	280	3,100.00	7thT
George Knudsen	69	71	72	70	280	2,200.00	10thT
Tom Weiskopf	67	72	69	74	282	2,200.00	10thT
Steve Opperman	69	67	72	74	282	2,200.00	10thT
Gene Littler	69	70	74	70	283	1,750.00	13thT
Bobby Luna	70	69	70	74	283	1,750.00	13thT
R.H. Sikes	71	69	72	71	283	1,750.00	13thT
Terry Dill	69	69	73	72	283	1,750.00	13thT
Jerry Steelsmith	74	70	71	69	284	1,300.00	17thT
Chuck Courtney	70	70	72	72	284	1,300.00	17thT
Jack Montgomery	71	69	71	73	284	1,300.00	17thT
Bob Murphy	69	71	73	71	284	1,300.00	17thT
Bert Yancey	72	69	71	72	284	1,300.00	17thT
Don January	70	72	72	71	285	875.00	22ndT
John Lotz	71	74	70	70	285	875.00	22ndT
George Archer	67	73	71	74	285	875.00	22ndT
Hugh Royer	68	73	73	71	285	875.00	22ndT
Dave Stockton	70	68	75	72	285	875.00	22ndT
Harold Henning	70	67	73	76	286	725.00	27thT
Phil Rodgers	72	72	70	72	286	725.00	27thT
Lionel Hebert	72	70	69	75	286	725.00	27thT
Gary Player	69	71	74	72	286	725.00	27thT
Kermit Zarley	71	70	72	73	286	725.00	27thT
Bob Goalby	72	69	71	75	287	600.00	32ndT
Gardner Dickinson	69	71	73	74	287	600.00	32ndT
Sam Carmichael	74	72	73	68	287	600.00	32ndT
Frank Bynton	76	71	67	73	287	600.00	32ndT
Kel Nagle	70	72	74	71	287	600.00	32ndT
Bert Weaver	73	69	70	76	288	450.00	37thT
Dave Hill	72	68	74	74	288	450.00	37thT
Laurie Hammer	71	71	75	71	288	450.00	37thT
Chi Chi Rodriguez	70	71	73	74	288	450.00	37thT
Earl Stewart, Jr.	70	75	74	69	288	450.00	37thT
Dick Crawford	73	71	71	73	288	450.00	37thT
Hal Underwood (a)	70	71	72	76	289		43rdT
Billy Maxwell	71	71	71	77	290	280.00	44thT
Jay Hebert	71	72	74	73	290	280.00	44thT
Fred Marti	68	71	77	74	290	280.00	44thT
Bob Barbarossa (a)	70	69	77	74	290		44thT
Tony Jacklin	74	69	74	74	291	225.00	48thT
Al Balding	70	71	75	75	291	225.00	48thT
Bob E. Smith	77	70	74	71	292	205.00	50thT
Dudley Wysong	77	70	74	71	292	205.00	50thT
Jack McGowan	69	72	75	77	293		52ndT
Jack Fleck	71	74	74	74	293		52ndT
Rod Funseth	71	74	74	75	294		54thT
Marty Fleckman	72	72	74	76	294		54thT
Doug Sanders	74	73	74	73	294		54thT
Ken Still	78	69	73	75	295		57thT
Dick Mayer	76	71	73	75	295		57thT
Bruce Devlin	73	72	73	78	296		59thT
Dave Marr	72	73	72	79	296		59thT
Howie Johnson	71	75	79	72	297		61stT
Jim Ferrier	69	71	77	80	297		61stT
Rocky Thompson	73	74	74	76	297		61stT
Ken Venturi	75	71	74	77	297		61stT
Doug Olson (a)	69	76	74	78	297		61stT
Charles Coody	76	69	78	75	298		66th
DeWitt Weaver	70	71	76	83	300		67thT
Jim Colbert	74	73	73	80	300		67thT
Mason Rudolph	76	71	77	77	301		69th
Homero Blancas	74	73	80	76	303		70thT
Bob Verwey	73	72	77	81	303		70thT
Ben Kearn (a)	74	73	83	79	309		72nd
Tommy Bolt	72	75	76	WD			
Randy Glover	72	74	WD				

(a) denotes amateur

36-HOLE CUT

Player	R1	R2	Total
Tom Burke, Jr.	75	75	149
Bob Charles	71	78	149
Rex Baxter, Jr.	74	75	149
Jack Burke, Jr.	73	76	149
Jose Gonzales	76	73	149
Jacky Cupit	72	77	149s
Steve Reid	71	79	150
John Schlee	74	76	150
Charles Sifford	74	76	150
Rives McBee	77	74	151
Don Massengale	78	74	152
Bobby Nichols	74	78	152
Jerry Barber	80	72	152
Tommy Aycock	76	77	153
Jackson Bradley	77	76	153
Don Collett	74	81	155
Johnny Pott	76	79	155
Jimmy Burke	79	77	156
Doug Ford	77	82	159
Lou Graham	72	WD	

1967

HOUSTON CHAMPIONS INTERNATIONAL

CHAMPIONS GOLF CLUB

HOUSTON, TEXAS • MAY 4 - 7, 1967

SUMMARY

First Round: Frank Beard, Dan Sikes and George Archer shot 4-under-par 67s to share the lead.

Second Round: Arnold Palmer shot 66 for an 8-under-par 134 total and a 3-shot lead over Beard at 137.

Third Round: Palmer's 70 maintained a 3-shot lead over Beard.

Weather: Official Tour records were not kept.

CHAMPION

FRANK BEARD

Purse: $115,000

Par: 36-35--71

Yards: 7,166

Cut: 78 players at 8-over-par 150

TOURNAMENT RESULTS

Player	R1	R2	R3	R4	Total	Money	Place
Frank Beard	67	70	70	67	274	$23,000.00	1st
Arnold Palmer	68	66	70	71	275	13,800.00	2nd
Charles Coody	70	72	69	67	278	7,187.50	3rdT
Ben Hogan	69	69	72	68	278	7,187.50	3rdT
Harold Henning	68	71	70	70	279	4,657.50	5thT
Julius Boros	70	73	71	65	279	4,657.50	5thT
Tom Weiskopf	72	68	70	70	280	3,910.00	7th
Dave Hill	71	67	72	71	281	3,392.50	8thT
Billy Casper	73	68	65	75	281	3,392.50	8thT
Dan Sikes	67	72	70	73	282	2,990.00	10th
Rex Baxter, Jr.	75	71	68	69	283	2,443.75	11thT
Don January	69	72	72	70	283	2,443.75	11thT
Dave Marr	70	69	71	73	283	2,443.75	11thT
Bob Goalby	72	72	73	66	283	2,443.75	11thT
Billy Maxwell	70	70	71	73	284	2,070.00	15th
Ken Venturi	74	70	71	70	285	1,955.00	16th
Tommy Bolt	71	71	73	71	286	1,725.00	17thT
Miller Barber	73	72	72	69	286	1,725.00	17thT
Al Balding	71	73	70	72	286	1,725.00	17thT
Roger Ginsberg	70	70	71	76	287	1,322.50	20thT
Homero Blancas	72	72	69	74	287	1,322.50	20thT
Kermit Zarley	69	72	69	77	287	1,322.50	20thT
Earl Stewart, Jr.	72	71	72	72	287	1,322.50	20thT
Raymond Floyd	71	70	79	68	288	1,035.00	24thT
Lionel Hebert	71	69	71	78	289	905.63	25thT
Mason Rudolph	73	72	75	69	289	905.63	25thT
Randy Glover	75	70	74	70	289	905.63	25thT
Tommy Aaron	74	72	70	73	289	905.63	25thT
George Knudsen	69	74	72	74	289	905.63	25thT
Dudley Wysong	72	70	74	73	289	905.63	25thT
Tommy Jacobs	74	72	72	72	290	733.13	31stT
Terry Dill	75	69	74	72	290	733.13	31stT
Hal Underwood (a)	76	73	69	72	290		31stT
Gene Littler	74	70	71	75	290	733.13	31stT
Ted Makalena	70	74	75	71	290	733.13	31stT
Al Geiberger	72	73	70	75	290	733.13	31stT
Steve Spray	74	72	72	72	290	733.13	31stT
Dean Refram	76	70	73	72	291	553.92	38thT
Roberto de Vicenzo	74	73	73	71	291	553.92	38thT
Jacky Cupit	71	74	75	71	291	553.92	38thT
Jack Nicklaus	77	71	72	71	291	553.92	38thT
Jack Burke, Jr.	77	69	75	70	291	553.92	38thT
Dale Douglass	70	71	74	76	291	553.92	38thT
R.H. Sikes	71	70	76	75	292	345.00	44thT
George Archer	67	71	80	74	292	345.00	44thT
Cobie LaGrange	74	69	75	74	292	345.00	44thT
Jim Colbert	74	76	72	70	292	345.00	44thT
John Schlee	75	75	71	72	293	247.25	48thT
Chuck Courtney	72	72	76	73	293	247.25	48thT
Chi Chi Rodriguez	74	71	72	76	293	247.25	48thT
Wilf Homenuik	76	70	75	72	293	247.25	48thT
Babe Hiskey	72	74	75	73	294		52ndT
Howie Johnson	75	73	76	70	294		52ndT
Jean Garaialde	73	76	72	73	294		52ndT
Steve Opperman	73	76	74	72	295		55thT
Ramon Sota	74	74	74	73	295		55thT
Bruce Crampton	73	76	76	70	295		55thT
Rocky Thompson	75	74	75	71	295		55thT
Gay Brewer	72	73	77	74	296		59thT
Bob Verwey	73	73	76	74	296		59thT
Phil Rodgers	76	73	73	74	296		59thT
Lou Graham	73	73	71	79	296		59thT
Don Massengale	72	75	74	76	297		63rdT
Bill Martindale	74	76	76	71	297		63rdT
Charles Sifford	74	76	73	76	299		65thT
Bobby Nichols	71	77	74	77	299		65thT
Sewsunker Sewgolum	75	73	73	78	299		65thT
Bob Barbarossa (a)	74	77	76	73	300		68thT
Joe Campbell	75	75	76	74	300		68thT
Kel Nagle	75	73	80	73	301		70th
Dick Lytle	74	76	76	77	303		71stT
Mike Mitchell (a)	72	75	78	78	303		71stT
Hale Irwin	83	74	78	77	312		73rd
Bob Charles	72	74	80	WD			
Cary Middlecoff	73	76	72	WD			
Doug Sanders	74	70	79	WD			
Jack McGowan	77	73	DQ				
Jay Dolan	74	76	WD				

(a) denotes amateur

36-HOLE CUT

Player	R1	R2	Total
Dave Ragan, Jr.	78	73	151
Don Cherry	77	74	151
Jay Hebert	72	79	151
Bert Yancey	76	75	151
Jack Rule	75	76	151
Bob Rosburg	75	77	152
Dave Stockton	80	72	152
Buddy Weaver	76	76	152
Al Besselink	76	76	152
Doug Ford	76	76	152
Wright Garrett	76	77	153
Paul Bondeson	76	77	153
Jose Gonzales	76	77	153
Rod Funseth	80	76	156
Don Collett	76	80	156
Willard Wood	76	80	156

Amateurs were allowed to compete 72 holes.

1966
HOUSTON CHAMPIONS INTERNATIONAL

CHAMPIONS GOLF CLUB
HOUSTON, TEXAS • NOVEMBER 17 - 20, 1966

SUMMARY

First Round:
Julius Boros shot a 5-under-par 66 to lead Dick Crawford by a shot.

Second Round:
Gardner Dickinson shot a 67 to move into the lead at 6-under-par 136, a shot ahead of Doug Sanders and Gene Littler at 137.

Third Round:
Dickinson shot 69 to move into a 1-shot lead at 8-under-par 205 over Arnold Palmer.

Weather:
Official Tour records were not kept.

CHAMPION

ARNOLD PALMER

Purse: $110,000

Par: 36-35--71

Yards: 7,166

Cut: 69 players at 5-over-par 147

TOURNAMENT RESULTS

Player	R1	R2	R3	R4	Total	Money	Place
Arnold Palmer	70	68	68	69	275	$21,000.00	1st
Gardner Dickinson	69	67	69	71	276	13,000.00	2nd
George Archer	68	71	70	68	277	8,000.00	3rd
Lionel Hebert	70	70	72	66	278	5,150.00	4thT
Julius Boros	66	72	71	69	278	5,150.00	4thT
Doug Sanders	70	67	72	70	279	4,300.00	6th
Al Geiberger	70	68	69	73	280	3,375.00	7thT
Jacky Cupit	68	74	71	67	280	3,375.00	7thT
Tommy Bolt	74	66	68	72	280	3,375.00	7thT
Bert Yancey	71	70	72	67	280	3,375.00	7thT
Gene Littler	71	66	75	69	281	2,425.00	11thT
Frank Beard	72	68	70	71	281	2,425.00	11thT
Dick Crawford	67	71	70	73	281	2,425.00	11thT
Bob Goalby	69	69	69	74	281	2,425.00	11thT
Rex Baxter, Jr.	73	68	70	71	282	2,000.00	15thT
Bobby Nichols	73	67	69	73	282	2,000.00	15thT
Dale Douglass	70	70	70	72	282	2,000.00	15thT
Babe Hiskey	74	71	68	70	283	1,800.00	18thT
Jack Nicklaus	69	71	70	74	284	1,197.00	19thT
George Knudsen	68	68	73	75	284	1,197.00	19thT
Tommy Jacobs	71	69	71	73	284	1,197.00	19thT
Jim Ferree	72	72	71	69	284	1,197.00	19thT
Paul Bondeson	70	71	71	72	284	1,197.00	19thT
Billy Casper	69	70	73	72	284	1,197.00	19thT
Jack Burke, Jr.	70	68	75	71	284	1,197.00	19thT
Gay Brewer	72	70	74	68	284	1,197.00	19thT
Butch Baird	73	68	75	68	284	1,197.00	19thT
Roger Ginsberg	70	70	74	71	285	850.00	28thT
Miller Barber	71	68	70	76	285	850.00	28thT
Bert Weaver	70	73	72	70	285	850.00	28thT
Charles Coody	73	72	68	73	286	683.00	31stT
Phil Rodgers	71	69	71	75	286	683.00	31stT
Dave Hill	72	70	71	73	286	683.00	31stT
Wright Garrett	72	72	71	71	286	683.00	31stT
Dan Sikes	72	72	69	73	286	683.00	31stT
Don January	70	77	71	68	286	683.00	31stT
Mason Rudolph	73	71	69	74	287	503.00	37thT
Raymond Floyd	72	69	74	72	287	503.00	37thT
Jack Rule	68	70	76	73	287	503.00	37thT
Dave Marr	72	69	73	73	287	503.00	37thT
Chi Chi Rodriguez	76	70	69	72	287	503.00	37thT
Jack McGowan	71	73	70	74	288	305.00	42ndT
Charles Sifford	71	67	74	76	288	305.00	42ndT
Billy Maxwell	71	75	71	71	288	305.00	42ndT
Dudley Wysong	73	72	72	71	288	305.00	42ndT
Homero Blancas	70	73	74	71	288	305.00	42ndT
Wes Ellis	73	72	71	72	288	305.00	42ndT
Fred Haas Jr.	73	72	72	72	289	210.00	48thT
Joe Campbell	72	72	73	72	289	210.00	48thT
Jimmy Demaret	72	71	74	72	289	210.00	48thT
R.H. Sikes	76	70	73	71	290		51stT
Bruce Crampton	73	70	74	73	290		51stT
Johnny Pott	71	75	74	70	290		51stT
Marty Fleckman (a)	73	70	76	73	292		54thT
Terry Dill	71	72	73	76	292		54thT
Jim Ferrier	75	70	77	70	292		54thT
Earl Stewart, Jr.	68	74	76	74	292		54thT
George Bayer	74	72	75	71	292		54thT
Tom Weiskopf	73	70	78	71	292		54thT
Hal Underwood (a)	71	73	74	75	293		60thT
Walter Burkemo	75	70	72	76	293		60thT
Ken Still	72	72	74	75	293		60thT
Mike Souchak	75	72	70	77	294		63rdT
John Lotz	73	71	74	76	294		63rdT
Bill Martindale	73	71	78	74	296		63rdT
Rocky Thompson	75	70	76	76	297		66th
Ed Furgol	72	74	75	78	299		67th
Dave Stockton	72	74	76	78	300		68th
Chris Blocker	75	72	73	83	303		69th

(a) denotes amateur

36-HOLE CUT

Player	R1	R2	Total
John Paul Cain (a)	75	73	148
Dave Ragan, Jr.	77	71	148
Doug Ford	73	75	148
Kermit Zarley	73	75	148
Steve Spray	72	76	148
Gordon Jones	76	73	149
Randy Glover	70	79	149
Willard Wood	76	73	149
Howie Johnson	78	71	149
Cary Middlecoff	78	71	149
Jay Dolan	77	73	150
Jack Sellman	79	71	150
Ken Venturi	75	75	150
Tommy Aaron	75	75	150
Jay Hebert	74	76	150
Rod Funseth	77	73	150
Lou Graham	76	74	150
John Farquhar (a)	78	73	151
Dutch Harrison	72	80	152
Fred Marti	77	75	152
Bob Shave, Jr.	76	76	152
Herman Kaiser	76	77	153
Bob Rosburg	74	70	WD

Arnold Palmer's win made him one of only nine multiple winners in Houston's PGA Events.

1965
HOUSTON CLASSIC

SHARPSTOWN COUNTRY CLUB
HOUSTON, TEXAS • APRIL 15 - 18, 1965

SUMMARY

First Round:
Bert Yancey shot a 5-under-par 65 to take a 1-shot lead over Homero Blancas.

Second Round:
Bill Martindale shot 66 and Yancey 70 to share the lead at 5-under-par 135.

Third Round:
Bobby Nichols shot 67 and Yancey 68 to share the lead at 7-under-par 203.

Weather:
Official Tour records were not kept.

CHAMPION

BOBBY NICHOLS

Purse: $75,000
Par: 35-35—70
Yards: 7,201
Cut: 71 players at 4-over-par 144

TOURNAMENT RESULTS

Player	R1	R2	R3	R4	Total	Money	Place
Bobby Nichols	67	69	67	70	—273	$12,000.00	1st
Chi Chi Rodriguez	73	69	68	64	—274	5,600.00	2ndT
Bruce Devlin	68	69	69	68	—274	5,600.00	2ndT
Don January	71	66	68	72	—277	3,800.00	4thT
Bert Yancey	65	70	68	74	—277	3,800.00	4thT
Lou Graham	70	70	68	70	—278	3,100.00	6th
Miller Barber	68	71	70	70	—279	2,425.00	7thT
Dave Marr	68	72	70	69	—279	2,425.00	7thT
Claude King	70	69	68	72	—279	2,425.00	7thT
Homero Blancas	66	72	69	72	—279	2,425.00	7thT
Doug Sanders	72	70	70	68	—280	1,850.00	11thT
Al Geiberger	68	70	72	70	—280	1,850.00	11thT
Mike Souchak	68	70	71	71	—280	1,850.00	11thT
Bill Martindale	69	66	71	74	—280	1,850.00	11thT
Dudley Wysong	73	69	71	68	—281	1,550.00	15thT
Gay Brewer	74	70	70	67	—281	1,550.00	15thT
Buddy Weaver	67	71	72	72	—282	1,350.00	17thT
Bob Verwey	72	69	71	70	—282	1,350.00	17thT
Lionel Hebert	71	68	74	70	—283	1,000.00	19thT
Chris Blocker	71	71	67	74	—283	1,000.00	19thT
Al Besselink	72	72	71	68	—283	1,000.00	19thT
Bob Zimmerman	70	72	68	73	—283	1,000.00	19thT
Gordon Jones	75	69	69	70	—283	1,000.00	19thT
Butch Baird	69	69	72	73	—283	1,000.00	19thT
Bob Charles	72	72	72	68	—284	743.75	25thT
Dick Crawford	72	68	75	69	—284	743.75	25thT
Archie Dadian	71	71	70	72	—284	743.75	25thT
Kel Nagle	71	72	70	71	—284	743.75	25thT
Bruce Crampton	75	69	68	73	—285	650.00	29thT
Johnny Pott	68	70	74	73	—285	650.00	29thT
Gardner Dickinson	70	73	70	72	—285	650.00	29thT
Jack Montgomery	72	72	71	71	—286	525.00	32ndT
George Archer	70	72	72	72	—286	525.00	32ndT
Jacky Cupit	69	73	73	71	—286	525.00	32ndT
Frank Beard	72	71	72	71	—286	525.00	32ndT
Billy Casper	72	70	72	72	—286	525.00	32ndT
Phil Rodgers	72	72	71	71	—286	525.00	32ndT
Jim Ferree	71	71	75	69	—286	525.00	32ndT
Tommy Morrow	72	72	74	69	—287	337.50	39thT
Rex Baxter, Jr.	71	73	71	72	—287	337.50	39thT
Billy Maxwell	71	71	72	73	—287	337.50	39thT
Larry Beck	70	72	74	71	—287	337.50	39thT
Ken Still	67	73	72	75	—287	337.50	39thT
Kerry Mowls	73	71	72	71	—287	337.50	39thT
Jerry Steelsmith	72	72	71	72	—287	337.50	39thT
Fred Marti	71	70	71	75	—287	337.50	39thT
John Cook	72	72	75	69	—288	225.00	47th
Pete Brown	72	68	74	74	—288	225.00	47thT
Jay Hebert	71	73	73	71	—288	225.00	47thT
Cobie LaGrange	72	72	72	72	—288	225.00	47thT
DeWitt Weaver	70	74	72	73	—289		51stT
Dick Mayer	70	74	74	71	—289		51stT
Gary Floan	70	74	74	71	—289		51stT
Ed Griffiths	73	71	74	71	—289		51stT
Bob Johnson	70	73	70	77	—290		55thT
Frank Wharton	71	71	71	77	—290		55thT
Bob Reith, Jr.	71	70	75	75	—291		57thT
Sonny Methvin	68	74	76	73	—291		57thT
Dean Refram	69	75	72	75	—291		57thT
Don Varner	70	74	72	75	—291		57thT
Charles Coody	74	69	73	75	—291		57thT
Jerry Edwards	71	73	71	77	—292		62ndT
Jerry Pittman	70	73	75	74	—292		62ndT
Chuck Courtney	75	66	76	75	—292		62ndT
Steve Spray	71	73	78	71	—293		65thT
Dave Ragan, Jr.	71	73	72	77	—293		65thT
Hal McCommas	71	69	78	76	—294		67thT
Billy Emmons	73	71	73	77	—294		67thT
Frank Luke	71	71	75	79	—296		69th
Jack Sellman	71	72	80	76	—299		70th
Bill Garrett	72	72	79	78	—301		71st

(a) denotes amateur

36-HOLE CUT

Player	R1	R2	Total
Charles Sifford	71	74	—145
Henry Ransom	74	71	—145
Jack Burke, Jr.	76	69	—145
James Black	74	71	—145
Jack Rule	73	72	—145
Cliff Brown	75	70	—145
Richard Killian	70	75	—145
Duff Lawrence	74	71	—145
Kermit Zarley	75	71	—145
Tom Shaw	72	74	—146
Buster Cupit	73	73	—146
Randy Glover	73	73	—146
Ken Folkes	70	76	—146
Rocky Thompson	71	75	—146
Ken Towns	71	75	—146
Babe Hiskey	72	74	—146
Bob Bondeson	72	74	—146
Tommy Bolt	74	73	—147
Fred Haas Jr.	76	71	—147
Jimmy Burke	72	75	—147
Sam Harvey	74	73	—147
Dick Lotz	75	72	—147
Willard Wood	74	73	—147
Bob Rosburg	74	73	—147
Don Massengale	70	77	—147
Howie Johnson	74	73	—147
Don Collett	74	74	—148
Joe Carr	74	74	—148
Gary Bauer	72	76	—148
Don Wilson	74	74	—148
Steve Opperman	74	74	—148
Jay Dolan	73	75	—148
Jim Hamilton	73	75	—148
Dave Philo	73	75	—148
Gibby Gilbert	75	74	—149
Ed Justa	77	72	—149
Ray Botts	73	76	—149
Roy Pace	72	77	—149
Adrien Bigras	77	73	—150
Jimmy Demaret	73	77	—150
Don Cherry	75	75	—150
Jackson Bradley	70	80	—150
Dale Douglass	75	75	—150
Carl Ahrens (a)	76	74	—150
Elroy Marti	74	77	—151
Tom Hombuckle	77	74	—151
Steve Reid	76	75	—151
H.T. Greenhall (a)	75	76	—151
Bill Dill	73	78	—151
J.C. Hardwicke	77	74	—151
Dick Lytle	73	78	—151
Hal Frasier	75	76	—151
Bobby Ford	77	75	—152
Oscar McCash	75	77	—152
Bob Galloway	77	75	—152
Bobby Loy	76	76	—152
Eugene Mitchell	74	78	—152
Mark Hopkins (a)	77	75	—152
Bill Kittleman	80	72	—152
Tony Evans	74	79	—153
Pete Hessemer	75	78	—153
Don Stickney	77	77	—154
Jack Smith	75	79	—154
Ron Saathoff	74	80	—154
Alvin Odom, Jr.	73	83	—156
Labron Harris, Jr.	83	73	—156
Jim Mooney	81	76	—157
Hampton Auld	79	78	—157
Mike Baker	77	82	—159
Bud Rucker	76	78	—159

Bobby Nichols is one of only nine players to win more than one Houston PGA event.

1964
HOUSTON CLASSIC

SHARPSTOWN COUNTRY CLUB
HOUSTON, TEXAS • APRIL 16 - 19, 1964

SUMMARY

First Round:
Bob Rosburg shot 3-under-par 67 to take a 1-shot lead over Billy Maxwell and Ramon Sota.

Second Round:
Buster Cupit, Don January, Sota and Maxwell shared the lead at 1-under-par 139.

Third Round:
Jack Nicklaus, shootling his second straight 66, moved into a tie for the lead with Mike Souchak at 2-under-par 208.

Weather:
Official Tour records were not kept.

CHAMPION



MIKE SOUCHAK

Purse: $57,500
Par: 35-35—70
Yards: 7,201
Cut: 68 players at 12-over-par 208.

TOURNAMENT RESULTS

Player	R1	R2	R3	R4	Total	Money	Place
Mike Souchak	71	69	68	70	—278	$7,619.05	1st
Jack Nicklaus	76	66	66	71	—279	4,119.05	2nd
Chi Chi Rodriguez	72	70	70	68	—280	3,419.05	3rd
Butch Baird	70	70	70	71	—281	2,719.05	4thT
Al Geiberger	74	70	65	72	—281	2,719.05	4thT
Rex Baxter, Jr.	69	73	72	67	—281	2,719.05	4thT
Buster Cupit	71	68	73	70	—282	2,069.05	7thT
Johnny Pott	74	73	69	66	—282	2,069.05	7thT
Don Fairfield	74	72	66	71	—283	1,569.05	9thT
Lionel Hebert	69	72	70	72	—283	1,569.05	9thT
Tommy Aaron	71	71	71	70	—283	1,569.00	9thT
Bobby Nichols	70	75	68	70	—283	1,569.06	9thT
Jimmy Demaret	70	72	70	72	—284	1,319.05	13th
Don January	73	66	75	71	—285	1,135.72	14thT
Kel Nagle	73	70	71	71	—285	1,135.72	14thT
Rod Funseth	71	73	67	74	—285	1,135.72	14thT
Homero Blancas (a)	70	74	74	68	—286		17thT
Ramon Sota	68	71	73	74	—286	994.05	17thT
Dave Ragan, Jr.	70	72	74	70	—286	994.05	17thT
Jerry Steelsmith	70	72	73	72	—287	894.05	20thT
Bob Charles	71	71	72	73	—287	894.05	20thT
Miller Barber	73	75	71	68	—287	894.05	20thT
Bob McCallister	72	72	70	74	—288	756.55	23rdT
Gordon Jones	74	72	71	71	—288	756.55	23rdT
Bruce Devlin	73	75	69	71	—288	756.55	23rdT
Bill Martindale	75	71	69	73	—288	756.55	23rdT
Billy Maxwell	68	71	72	77	—288	756.55	23rdT
Bob Rosburg	67	73	75	73	—288	756.55	23rdT
Tommy Bolt	72	74	69	73	—288	756.55	23rdT
Paul Bondeson	70	74	73	71	—288	756.55	23rdT
Al Kelley	72	74	73	70	—289	594.05	31stT
Frank Stranahan	76	74	69	70	—289	594.05	31stT
Dutch Harrison	72	74	71	72	—289	594.05	31stT
Henry Ransom	70	76	75	68	—289	594.05	31stT
Gay Brewer	72	71	73	73	—289	594.05	31stT
Chuck Rotar	74	74	67	75	—290	456.05	36thT
Jackson Bradley	75	74	70	71	—290	456.05	36thT
Doug Ford	69	75	69	77	—290	456.05	36thT
Fred Marti	72	75	72	71	—290	456.05	36thT
Phil Rodgers	73	73	70	74	—290	456.05	36thT
Bert Weaver	70	73	68	80	—291	190.72	41stT
Dick Turner	77	72	72	70	—291	190.72	41stT
Bruce Crampton	73	71	71	76	—291	190.72	41stT
Jay Hebert	72	72	74	74	—292	119.05	44thT
Jack Rule	77	73	70	72	—292	119.05	44thT
Bert Yancey	74	72	75	72	—293	119.05	46thT
Dave Thomas	75	72	73	73	—293	119.04	46thT
Tommy Morrow	77	72	71	73	—293	119.04	46thT
Ken Venturi	69	76	75	73	—293	119.05	46thT
Billy Dunk	72	77	72	72	—293	119.05	46thT
Jim Ferree	76	74	71	72	—293	119.04	46thT
Dean Refram	77	74	70	72	—293	119.05	46thT
Jim Ferrier	70	74	74	75	—293	119.04	46thT
Jack Burke, Jr.	72	75	73	73	—293	119.04	46thT
Jacky Cupit	73	73	72	76	—294	119.04	55thT
Ed Rubis	75	75	70	74	—294	119.04	55thT
Al Besselink	72	74	73	76	—295	119.04	57thT
Jack Smith	75	71	73	76	—295	119.04	57thT
Howie Johnson	73	76	70	76	—295	119.04	57thT
Norman Flynn	73	73	74	76	—296	119.04	60thT
Jay Riviere	71	79	71	75	—296	119.04	60thT
Pete Brown	71	79	69	77	—296	119.04	60thT
Al Johnson	76	73	72	75	—296	119.04	60thT
Wright Garrett (a)	74	77	73	73	—297		64th
John Leach (a)	73	75	78	72	—298		65th
Dick Crawford	72	75	73	79	—299	119.04	66th
Hal Underwood (a)	78	74	76	78	—306		67th
Dave McCullough (a)	80	73	79	78	—310		68thT

(a) denotes amateur

36-HOLE CUT

Player	R1	R2	Total
Dave Marr	75	78	—153
Willard Wood	75	78	—153
Fred Hawkins	73	80	—153
John Maca	72	81	—153
Joe Cardenas	75	79	—154
Marty Furgol	79	76	—155
Henry Toscano (a)	77	78	—155
Elwin Fannin (a)	77	79	—156
Bill Shelton	78	78	—156
Bob Harrison	74	82	—156
Sam Harvey	74	82	—156
J.B. Hutchens	75	82	—157
Carl Ahrens (a)	77	80	—157
Tim Leslie (a)	78	81	—159
Lou Davis	78	82	—160
Frank Wharton	76	85	—161
Elroy Marti	81	84	—165
Tommy Atchison	82	83	—165

Mike Souchak's 2-under-par 278 is one of the highest winning scores in Houston PGA event history.

1963
HOUSTON CLASSIC

MEMORIAL PARK GOLF COURSE
HOUSTON, TEXAS • APRIL 19 - 23, 1963

SUMMARY

First Round:
Tommy Aaron shot a 6-under-par 64 for a 1-shot lead over Jack Nicklaus.

Second Round:
Bob Charles shot a 66 for a 7-under-par 133 total and a 1-shot lead over Nicklaus and amateur Kermit Zarley.

Third Round:
Charles shot another 66 to pad his lead of 11-under-par 199 to 3 shots over Nicklaus.

Weather:
Official Tour records were not kept.

CHAMPION

BOB CHARLES

Purse: $53,500
Par: 35-35—70
Yards: 7,021
Cut: 89 players at 5-over-par 145

TOURNAMENT RESULTS

Player	R1	R2	R3	R4	Total	Money	Place
Bob Charles	67	66	66	69	—268	$10,000.00	1st
Fred Hawkins	71	65	67	66	—269	4,000.00	2nd
Homero Blancas	68	68	70	64	—270		3rd
Jack Nicklaus	65	69	68	71	—273	3,000.00	4th
Dow Finsterwald	72	67	67	69	—275	2,450.00	5thT
Miller Barber	68	69	69	69	—275	2,450.00	5thT
Tommy Aaron	64	73	69	71	—277	1,825.00	7thT
Jay Hebert	70	71	67	69	—277	1,825.00	7thT
Charles Sifford	67	69	70	71	—277	1,825.00	7thT
Gay Brewer	73	68	67	69	—277	1,825.00	7thT
Earl Stewart, Jr.	71	71	66	71	—279	1,242.85	11thT
Billy Casper	71	67	70	71	—279	1,242.86	11thT
Mason Rudolph	72	72	69	66	—279	1,242.86	11thT
Paul Bondeson	72	70	70	67	—279	1,242.86	11thT
Rex Baxter, Jr.	73	68	67	71	—279	1,242.86	11thT
Jim Wright	70	71	71	67	—279	1,242.86	11thT
Kermit Zarley	66	68	74	71	—279		11thT
Bobby Nichols	71	68	67	73	—280	1,242.85	19thT
Doug Sanders	70	68	70	72	—280	900.00	19thT
Jimmy Demaret	72	68	71	69	—280	900.00	19thT
Phil Rodgers	71	68	69	72	—280	900.00	19thT
Tommy Bolt	72	69	66	73	—280	900.00	19thT
Jerry Barber	73	68	68	71	—280	900.00	19thT
Billy Maxwell	71	67	70	73	—281	750.00	24th
Jerry Steelsmith	67	70	73	72	—282	625.00	25thT
Al Geiberger	70	69	73	70	—282	625.00	25thT
Dan Sikes	69	71	71	71	—282	625.00	25thT
Bruce Crampton	72	72	70	68	—282	625.00	25thT
Dave Marr	72	69	71	71	—283	400.00	29thT
Gary Player	68	71	77	67	—283	400.00	29thT
Johnny Pott	72	69	76	66	—283	400.00	29thT
Bob Harrison	71	71	72	69	—283	400.00	29thT
Dick Mayer	71	74	69	69	—283	400.00	29thT
Bo Wininger	73	69	73	69	—284	170.00	34thT
Bob Goetz	70	71	68	75	—284	170.00	34thT
Jack Fleck	67	71	73	73	—284	170.00	34thT
Bert Weaver	70	74	70	70	—284	170.00	34thT
Gene Bone	70	71	70	73	—284	170.00	34thT
Cary Middlecoff	71	69	71	73	—284	170.00	34thT
Al Murray	69	72	70	73	—284	170.00	34thT
Bob Shave, Jr.	73	72	72	67	—284	170.00	34thT
Jacky Cupit	70	70	71	73	—284	170.00	34thT
Mike Souchak	73	71	71	69	—284	170.00	34thT
Doug Ford	71	71	72	70	—284	170.00	34thT
Jim Ferree	72	72	71	70	—285	110.00	45thT
George Knudsen	73	72	71	69	—285	110.00	45thT
Ted Ball	73	71	70	71	—285	110.00	45thT
Don Massengale	71	71	73	70	—285	110.00	45thT
Fred Marti	70	68	75	72	—285		45thT
Wright Garrett	72	69	72	72	—285		45thT
Bob McCallister	72	73	70	70	—285	110.00	45thT
Claude King	68	73	73	72	—286	36.67	52ndT
Terry Dill	72	73	70	71	—286	36.67	52ndT
Joe Cardenas	71	73	71	71	—286	36.67	52ndT
Jack Burke, Jr.	74	70	70	72	—286	36.67	52ndT
Al Balding	73	68	71	74	—286	36.67	52ndT
Don Fairfield	75	70	69	72	—286	36.67	52ndT
Dave Ragan, Jr.	71	70	72	73	—286	36.67	52ndT
Frank Stranahan	71	69	71	75	—286	36.67	52ndT
Kel Nagle	70	70	74	72	—286	36.67	52ndT
Jack Rule	72	72	70	73	—287		61stT
Gene Littler	72	72	70	73	—287		61stT
Jimmy Clark	73	66	74	74	—287		61stT
Don Cherry	75	68	73	71	—287		61stT
Chuck Rotar	74	68	74	71	—287		61stT
Hal McCommas	72	72	73	71	—288		66thT
Jack Sellman	69	74	73	72	—288		66thT
Gordon Jones	74	69	75	70	—288		66thT
Jim Ferrier	72	73	68	75	—288		66thT
Bob Tomlinson	70	69	74	75	—288		66thT
Billy Dunk	75	68	71	74	—288		66thT
Henry Ransom	72	71	75	71	—289		72ndT
Gary Floan	71	71	70	77	—289		72ndT
Al Kelley	74	68	73	74	—289		72ndT
Tommy Wulff	74	68	76	71	—289		72ndT
Buddy Weaver	71	69	75	74	—289		72ndT
Len Woodward	74	70	71	75	—290		77th
Frank Boynton	72	72	72	75	—291		78thT
Bruce Devlin	73	72	72	74	—291		78thT
Willard Wood	74	70	71	77	—292		80thT
Gary Carle	71	72	76	73	—292		80thT
Don Essig	74	69	74	77	—294		82ndT
Bryant Harvard	70	74	77	73	—294		82ndT
Babe Lichardus	71	74	73	77	—295		84thT
J.C. Hardwicke	72	71	77	75	—295		84thT
Moon Mullins	69	76	78	73	—296		86th
James Grant	74	76	72	76	—298		87th
Bill Collins	72	72	75	WD			88th
Rod Funseth	71	69	74	DQ			89th

(a) denotes amateur

36-HOLE CUT

Player	R1	R2	Total
Bob Goalby	74	72	—146
George Bayer	70	76	—146
Bob Duden	72	74	—146
Raymond Floyd	72	74	—146
Art Proctor	72	74	—146
Randy Glover	74	72	—146
Ken Venturi	73	73	—146
Lionel Hebert	71	75	—146
Duff Lawrence	74	72	—146
Charles Huckaby	70	76	—146
Tommy Jenkins	74	72	—146
Jerry Pittman	73	73	—146
Jimmy Powell	73	73	—146
Howard Brown	73	74	—147
Lefty Stackhouse	74	73	—147
Doug MacDonald	73	74	—147
Jim Peterson	73	74	—147
Mac Main	75	72	—147
Jackson Bradley	74	73	—147
Roger Ginsberg	75	72	—147
Sammy Speer	72	76	—148
Jim Dowling	73	75	—148
Dick Crawford	77	71	—148
Julius Boros	76	72	—148
Butch Baird	72	76	—148
Alvin Odom, Jr.	74	74	—148
Dean Refram	72	76	—148
Ed Moehling	75	73	—148
Ron Letellier	79	69	—148
Fred Leffinoweil	75	73	—148
Dave Hill	79	70	—149
Vince Sullivan	76	73	—149
Jimmy Burke	77	72	—149
Fred Haas Jr.	77	72	—149
Elroy Marti	75	74	—149
Jerry Edwards	75	74	—149
Ron Weber	74	75	—149
Shelley Mayfield	74	75	—149
John Langford	73	77	—150
Bob Blewitt	76	74	—150
Sam Carmichael	72	78	—150
Chi Chi Rodriguez	72	78	—150
Palmer Lawrence	78	72	—150
Frank Luke	74	76	—150
Bob Pratt	79	71	—150
Jack Smith	77	73	—150
Deray Simon	77	73	—150
Bobby Sharpe	78	73	—151
Jim King	72	79	—151
Alan Henning	74	77	—151
Bob Bruno	73	78	—151
Ron Thomas	75	76	—151
John Maca	75	77	—152
Gary Loustalot	76	76	—152
Al Johnson	73	79	—152
Glen Fowler	77	75	—152
Ron Howell	77	76	—153
Frank Beard	78	76	—154
Chico Miartuz	74	80	—154
Jack Williams	79	76	—155
Bob Gasper	76	79	—155
Dick Chapman	78	77	—155
Joe Carr	76	80	—156
Al McMichael	82	75	—157
Henry Toscano, Jr.(a)	78	73	—151
Tommy Cruse (a)	79	72	—151
Mike Hadlock (a)	81	77	—158
Eugene Mitchell (a)	77	81	—158
Gene Lewis (a)	81	79	—160
Jack McGowan	37	DQ	

The 1963 Houston Classic marked the last year a Houston PGA event was played at Memorial Park Golf Course.

1962
HOUSTON CLASSIC

MEMORIAL PARK GOLF COURSE
HOUSTON, TEXAS • APRIL 19 - 23, 1962

SUMMARY

First Round:
George Knudson shot a 4-under-par 66 for a 1-shot lead over Jacky Cupit and Jay Hebert.

Second Round:
Bobby Nichols shot 69 for a 3-under-par 137 total and a 1-shot lead over Knudson, Hebert and Jack Nicklaus.

Third Round:
Nicklaus shot 68 for a 4-under-par 206 total and a 2-shot lead over Nichols and Doug Sanders.

Weather:
Official Tour records were not kept.

CHAMPION

BOBBY NICHOLS

Purse: $53,520.02

Par: 35-35—70

Yards: 7,021

Cut: 96 players at 10-over-par 150 after 36 holes, 74 players at 10-over-par 220 after 54 holes

TOURNAMENT RESULTS

Player	R1	R2	R3	R4	Total	Money	Place
Bobby Nichols	68	69	71	70	—278	$9,000.00	1st•
Dan Sikes	71	68	71	68	—278	3,800.00	2ndT
Jack Nicklaus	68	70	68	72	—278	3,800.00	2ndT
Billy Casper	70	69	71	69	—279	2,600.00	4th
Billy Maxwell	69	76	69	67	—281	2,100.00	5thT
Doug Sanders	70	70	68	73	—281	2,100.00	5thT
Dave Marr	69	70	73	69	—281	2,100.00	5thT
Al Geiberger	73	70	70	69	—282	1,700.00	8th
Jack Burke, Jr.	71	73	70	69	—283	1,600.00	9th
Jacky Cupit	67	75	69	73	—284	1,310.00	10thT
Jay Hebert	67	71	71	75	—284	1,310.00	10thT
Lionel Hebert	68	73	73	70	—284	1,310.00	10thT
Earl Stewart, Jr.	71	70	74	69	—284	1,310.00	10thT
Rex Baxter, Jr.	71	68	72	73	—284	1,310.00	10thT
Tony Lema	70	70	73	72	—285	1,075.00	15thT
Frank Stranahan	70	74	70	71	—285	1,075.00	15thT
Henry Ransom	71	71	72	72	—286	800.00	17thT
Jerry Barber	77	71	66	72	—286	800.00	17thT
Mike Souchak	71	72	71	72	—286	800.00	17thT
George Knudsen	66	72	71	77	—286	800.00	17thT
Frank Boynton	72	76	67	71	—286	800.00	17thT
Phil Rodgers	72	73	70	71	—286	800.00	17thT
Bo Wininger	69	74	75	68	—286	800.00	17thT
Bruce Devlin	73	68	72	73	—286	800.00	17thT
Kel Nagle	70	76	69	71	—286	800.00	17thT
Howie Johnson	72	72	70	73	—287	380.00	26thT
Fred Hawkins	69	77	70	71	—287	380.00	26thT
Paul Harney	69	72	74	72	—287	380.00	26thT
Julius Boros	71	72	72	72	—287	380.00	26thT
Bert Weaver	73	70	73	71	—287	380.00	26thT
George Bayer	72	74	70	71	—287	380.00	26thT
Bob Pratt	70	71	73	73	—287	380.00	26thT
Don January	69	74	74	70	—287	380.00	26thT
Fred Marti (a)	71	74	71	72	—288		34thT
Al Balding	73	73	71	71	—288	171.67	34thT
Gardner Dickinson	71	71	76	70	—288	171.67	34thT
Don Massengale	71	75	70	72	—288	171.67	34thT
Mason Rudolph	68	74	72	74	—288	171.67	34thT
Bruce Crampton	69	69	77	73	—288	171.67	34thT
Billy Dunk	71	74	66	77	—288	171.67	34thT
Homero Blancas (a)	70	73	75	71	—289		41stT
Dick Mayer	71	74	72	72	—289	150.00	41stT
Bob Goalby	70	75	69	75	—289	150.00	41stT
Tommy Bolt	71	76	72	70	—289	150.00	41stT
Harold Henning	70	76	70	73	—289	150.00	41stT
Don Whitt	73	75	70	71	—289	150.00	41stT
Joe Campbell	69	76	74	70	—289	150.00	41stT
Jim Ferrier	71	76	71	72	—290	150.00	48thT
Al Johnson	72	70	75	73	—290	150.00	48thT
Tommy Jacobs	72	74	74	70	—290	150.00	48thT
Jack Fleck	71	71	77	71	—290	150.00	48thT
Butch Baird	70	72	76	72	—290	150.00	48thT
Bob Rosburg	74	73	68	75	—290	150.00	48thT
Dave Hill	73	74	73	70	—290	150.00	48thT
Dick Crawford (a)	72	69	77	73	—291		55thT
Doug Ford	71	74	75	71	—291	150.00	55thT
Buster Cupit	71	73	76	71	—291	150.00	55thT
Bob Bruno	73	71	75	72	—291	150.00	55thT
Bob McCallister	73	76	71	71	—291	150.00	55thT
Bob Shave, Jr.	70	73	77	71	—291	150.00	55thT
Fred Haas Jr.	74	74	72	72	—292	150.00	61stT
Johnny Pott	73	68	75	76	—292	150.00	61stT
Jon Gustin	72	70	77	73	—292	150.00	61stT
Chandler Harper	73	71	75	73	—292	150.00	61stT
Paul Bondeson	74	74	72	72	—292	150.00	61stT
Palmer Lawrence	72	72	76	72	—292	150.00	61stT
Tommy Aaron	76	72	71	73	—292	150.00	61stT
Don Cherry (a)	72	75	73	73	—293		68thT
Dave Ragan, Jr.	72	73	74	74	—293	150.00	68thT
Jimmy Demaret	72	75	73	73	—293	150.00	68thT
Pete Hessemer	74	73	73	73	—293	150.00	68thT
Art Wall	73	74	73	74	—294	150.00	72ndT
Jerry Steelsmith	73	72	75	74	—294	150.00	72ndT
Dow Finsterwald	72	75	72	76	—295	150.00	74th

[•Nichols defeated Sikes on the first hole of a sudden-death playoff after a three-way 18-hole playoff ended in a two-way tie (71 each.) Jack Nicklaus was eliminated in the playoff after 18 holes (76).]

(a) denotes amateur

54-HOLE CUT

Player	R1	R2	R3	Total
Jack Sellman	71	74	76	—221
Jimmy Powell	73	77	71	—221
Bob Goetz	72	73	76	—221
Jim Campbell	75	71	75	—221
Jack Rule	72	76	73	—221
Jim Ferree	70	75	76	—221
Gay Brewer	72	72	77	—221
Jackson Bradley	75	73	74	—222
Bill Collins	72	78	72	—222
Ron Weber	75	73	74	—222
Randy Glover	72	78	72	—222
Bob Moncrief	73	73	76	—222
Marty Furgol	73	76	73	—222
Frank Phillips	76	73	73	—222
Ken Venturi	71	75	76	—222
Buddy Weaver	72	78	74	—224
Gene Littler	73	75	76	—224
Al Jones	73	74	77	—224
John Maca	74	76	75	—225
Pete Mazur	76	74	75	—225
Chi Chi Rodriguez	73	77	76	—226
Elroy Marti	75	75	77	—227

36-HOLE CUT

Player	R1	R2	Total
Tom McFadden	73	78	—151
Ron Thomas	75	76	—151
Michael Krak	71	80	—151
Don Fairfield	73	78	—151
Bob Harrison	75	78	—153
J.C. Hardwicke	75	78	—153
Dean Refram	74	80	—154
Leon Roberts	75	79	—154
Bill Dill	81	77	—158
Herb Schroeder	83	79	—162

Bobby Nichols is one of only nine players to win more than one Houston PGA event.

1961
HOUSTON CLASSIC

MEMORIAL PARK GOLF COURSE
HOUSTON, TEXAS • APRIL 20 - 24, 1961

SUMMARY

First Round:
Peter Thomson shot 5-under-par 65 for a 1-shot lead over Chick Harbert.

Second Round:
Thomson shot 71, but still led by a shot at 4-under-par 136 over Lionel Hebert, Arnold Palmer, Johnny Pott and Jerry Barber.

Third Round:
Thomson, Tommy Bolt and Ken Venturi shared the lead at 2-under-par 208.

Weather:
Official Tour records were not kept.

CHAMPION

JAY HEBERT

Purse: $43,569.44
Par: 35-35—70
Yards: 7,122
Cut: 99 players at 10-over-par 150 after 36 holes, 68 players at 9-over-par 219 after 54 holes

TOURNAMENT RESULTS

Player	R1	R2	R3	R4	Total	Money	Place
Jay Hebert	69	71	69	67	—276	$7,000.00	1st•
Ken Venturi	70	70	68	68	—276	3,000.00	2nd
Tommy Bolt	69	69	70	70	—278	2,500.00	3rd
Lionel Hebert	69	68	73	69	—279	2,200.00	4th
Julius Boros	67	73	69	71	—280	1,900.00	5th
Henry Ransom	75	68	71	67	—281	1,650.00	6thT
Fred Haas Jr.	68	71	71	71	—281	1,650.00	6thT
Jack Burke, Jr.	67	73	75	67	—282	1,500.00	8th
Peter Thomson	65	71	72	75	—283	1,200.00	9thT
Billy Casper	71	70	72	70	—283	1,200.00	9thT
Gary Player	72	69	70	72	—283	1,200.00	9thT
Paul Harney	71	71	71	70	—283	1,200.00	9thT
Arnold Palmer	68	69	73	73	—283	1,200.00	9thT
Ernie Vossler	71	70	71	72	—284	900.00	14thT
Doug Higgins	72	73	72	67	—284	900.00	14thT
Dave Marr	70	71	69	74	—284	900.00	14thT
Don Fairfield	69	73	75	68	—284	900.00	14thT
Dow Finsterwald	70	72	73	70	—285	700.00	18thT
Doug Sanders	70	73	72	70	—285	700.00	18thT
Johnny Pott	67	70	75	73	—285	700.00	18thT
Don Massengale	71	69	74	71	—285	700.00	18thT
Don January	73	73	70	70	—286	515.00	22ndT
Jim Ferree	70	73	74	69	—286	515.00	22ndT
Huston LaClair	68	75	72	71	—286	515.00	22ndT
Jerry Barber	68	69	75	74	—286	515.00	22ndT
Tom Nieporte	71	74	73	69	—287	284.17	26thT
Al Balding	69	73	76	69	—287	284.17	26thT
Doug Ford	75	69	71	72	—287	284.17	26thT
George Bayer	72	77	70	68	—287	284.17	26thT
Jimmy Clark	70	70	72	75	—287	284.17	26thT
Al Geiberger	71	72	72	72	—287	284.17	26thT
Mike Souchak	72	73	70	72	—287	284.17	26thT
Bob Brue	70	71	73	73	—287	284.17	26thT
Jerry Pittman	67	72	73	75	—287	284.17	26thT
Jim Turnesa	70	75	74	68	—287	284.17	26thT
Frank Boynton	70	72	72	73	—287	284.17	26thT
Kel Nagle	72	75	69	71	—287	284.17	26thT
Gordon Jones	67	72	74	75	—288	150.00	38thT
Bert Weaver	74	72	72	70	—288	150.00	38thT
Frank Stranahan	70	72	73	73	—288	150.00	38thT
Mason Rudolph	70	73	73	72	—288	150.00	38thT
Chick Harbert	66	77	75	70	—288	150.00	38thT
Jimmy Demaret	71	71	72	74	—288	150.00	38thT
Jack Fleck	70	77	71	71	—289	150.00	44thT
Marty Furgol	73	74	71	71	—289	150.00	44thT
Tommy Jacobs	69	72	73	75	—289	150.00	44thT
Don Whitt	73	73	67	76	—289	150.00	44thT
Jack Sellman	74	71	71	73	—289	150.00	44thT
Bobby Nichols	74	73	70	72	—289	150.00	44thT
Joe Campbell	72	74	73	71	—290	150.00	50thT
Len Woodward	72	71	74	73	—290	150.00	50thT
Tony Lema	71	74	74	71	—290	150.00	50thT
Jerry Magee	71	72	74	73	—290	150.00	50thT
Mac Main	74	71	72	73	—290	150.00	50thT
Bob Rosburg	71	70	76	73	—290	150.00	50thT
Gardner Dickinson	74	70	75	72	—291	150.00	56thT
Bo Wininger	70	74	75	72	—291	150.00	56thT
Dick Mayer	75	74	70	72	—291	150.00	56thT
John Frillman	72	77	70	73	—292	150.00	59thT
Bob Goetz	74	70	75	74	—293	150.00	60thT
Jack Smith	74	73	71	75	—293	150.00	60thT
Don Cherry (a)	71	73	73	76	—293		60thT
Fred Marti (a)	73	76	71	73	—293		60thT
Dick Crawford (a)	73	75	72	74	—294		64thT
Homero Blancas (a)	72	73	73	76	—294		64thT
Miller Barber	71	71	75	79	—296	150.00	66th
Elroy Marti	72	74	73	78	—297	150.00	67th
Dickie Duble (a)	77	77	77	72	—303		68th

(•Hebert defeated Venturi on the first hole of sudden death after an 18-hole playoff ended in a tie - 69 each.)

(a) denotes amateur

54-HOLE CUT

Player	R1	R2	R3	Total
Howie Johnson	73	72	75	—220
Jon Gustin	71	73	76	—220
Frank Wharton	71	75	74	—220
Ronnie Reif	73	74	73	—220
Rex Baxter, Jr.	71	74	75	—220
Tommy Aaron	76	72	72	—220
Lee Raymond	72	77	71	—220
Butch Baird	74	72	74	—220
Gene Littler	76	74	71	—221
Buddy Sullivan	75	74	72	—221
Bob Shave, Jr.	73	74	74	—221
Jerry Steelsmith	75	72	74	—221
Bob Spence	75	75	71	—221
Bob Verwey	76	74	72	—222
Al Johnson	76	71	75	—222
Bob McCallister	73	75	74	—222
Bob Goalby	74	74	74	—222
Dean Refram	73	74	75	—222
Bill Collins	74	75	73	—222
Dave Ragan, Jr.	74	74	75	—223
Jacky Cupit	72	75	76	—223
Earl Stewart, Jr.	76	70	77	—223
Gay Brewer	73	75	75	—223
Jackson Bradley	74	75	74	—223
Dave Douglas	72	78	74	—224
Billy Maxwell	74	75	76	—225
Bob Benning	75	73	80	—228
Chi Chi Rodriguez	78	71	79	—228
Jerry Priddy	72	75	82	—229
J.B. Hutchens	75	75	79	—229
Moon Mullins	75	74	82	—231

36-HOLE CUT

Player	R1	R2	Total
Jimmy Burke	74	77	—151
Buddy Weaver	74	77	—151
John Maca	76	76	—152
Fred Hawkins	72	80	—152
Frank Phillips	76	76	—152
Gerald Seta	76	77	—153
Bruce Crampton	75	78	—153
Chico Miartuz	76	77	—153
Billy Knight	76	78	—154
John Williams	78	77	—155
Bill Shelton	81	76	—157
Dick Forester	80	85	—165

During his lifetime, Jay Hebert played in 20 Houston PGA events.

1960
HOUSTON CLASSIC

MEMORIAL PARK GOLF COURSE
HOUSTON, TEXAS • APRIL 28 - MAY 1, 1960

SUMMARY

First Round:
Bill Collins and Arnold Palmer both shot 6-under-par 66.

Second Round:
Collins, Palmer and Jack Fleck shared a 2-shot lead with 7-under-par 137.

Third Round:
Collins shot a 68 for an 11-under-par 205 and a 2-shot lead over Palmer.

Weather:
Official Tour records were not kept.

CHAMPION

BILL COLLINS

Purse: $36,440
Par: 36-36—72
Yards: 7,212
Cut: 85 players at 6-over-par 150 after 36 holes, 70 players at 8-over-par 224 after 54 holes

TOURNAMENT RESULTS

Player	R1	R2	R3	R4	Total	Money	Place
Bill Collins	66	71	68	75	—280	$5,300.00	1st•
Arnold Palmer	66	71	70	73	—280	3,500.00	2nd
Jack Fleck	68	69	72	72	—281	2,200.00	3rd
Gary Player	73	71	71	69	—284	1,800.00	4thT
Dick Crawford (a)	69	75	67	73	—284		4thT
Doug Sanders	75	72	69	68	—284	1,800.00	4thT
Fred Haas Jr.	70	70	75	70	—285	1,450.00	7thT
Billy Maxwell	67	72	74	72	—285	1,450.00	7thT
Fred Hawkins	73	73	73	67	—286	1,180.00	9th
Ed Oliver	75	72	71	68	—286	1,150.00	9thT
Dave Ragan, Jr.	67	75	73	71	—286	1,150.00	10thT
Dave Hill	68	73	75	70	—286	1,150.00	10thT
Tom Nieporte	69	73	71	74	—287	852.00	13thT
Mike Souchak	73	72	70	72	—287	852.00	13thT
Huston LaClair	72	75	70	70	—287	852.00	13thT
Doug Ford	70	70	71	76	—287	852.00	13thT
Julius Boros	69	71	74	73	—287	852.00	13thT
Jimmy Demaret	73	72	73	70	—288	680.00	18thT
Billy Casper	72	73	72	71	—288	680.00	18thT
Paul Harney	71	70	78	69	—288	680.00	18thT
Jack Sellman	70	73	74	72	—289	570.00	21stT
Gene Littler	69	74	74	72	—289	570.00	21stT
Frank Beley	72	69	77	71	—289	570.00	21stT
Tony Lema	69	74	73	74	—290	450.00	24thT
Gay Brewer	77	70	72	71	—290	450.00	24thT
Retief Waltman	77	70	72	71	—290	450.00	24thT
Al Besselink	72	72	76	70	—290	450.00	24thT
George Bayer	68	81	70	71	—290	450.00	24thT
Jimmy Powell	75	71	73	72	—291	274.29	29thT
Johnny Pott	74	71	76	70	—291	274.29	29thT
Rex Baxter, Jr.	71	73	73	74	—291	274.29	29thT
Bobby Nichols	71	75	73	72	—291	274.29	29thT
Earl Stewart, Jr.	71	75	75	70	—291	274.29	29thT
Miller Barber	74	73	73	71	—291	274.29	29thT
Harold Henning	73	73	73	72	—291	274.29	29thT
Henry Ransom	68	78	73	73	—292	160.00	36thT
Tommy Jacobs	76	73	74	69	—292	160.00	36thT
Peter Thomson	73	76	72	71	—292	160.00	36thT
Mason Rudolph	68	75	79	71	—293	115.00	39thT
Bruce Crampton	73	76	73	71	—293	115.00	39thT
Dave Marr	72	75	75	72	—294	78.34	41stT
Monte Bradley	69	79	75	71	—294	78.34	41stT
Joe Campbell	73	72	77	72	—294	78.34	41stT
Jon Gustin	72	74	73	75	—294	78.34	41stT
Butch Baird	73	74	74	73	—294	78.34	41stT
Dick Knight	73	74	73	74	—294	78.34	41stT
Don Fairfield	72	76	74	73	—295	72.00	47thT
Al Balding	73	73	75	74	—295	72.00	47thT
Howie Johnson	70	74	76	75	—295	72.00	47thT
Homero Blancas (a)	73	76	74	72	—295		47thT
Davis Boies	72	75	73	75	—295	72.00	47thT
Dennie Hutchinson	73	73	76	74	—296	72.00	52ndT
Jerry Magee	74	72	78	72	—296	72.00	52ndT
Gordon Jones	73	75	76	73	—297	72.00	54thT
Kel Nagle	71	75	74	77	—297	72.00	54thT
Paul Crownover	72	74	77	74	—297	72.00	54thT
Jackson Bradley	73	71	79	75	—298	72.00	57thT
Jack Burke, Jr.	71	77	76	74	—298	72.00	57thT
Bob Weathers	72	72	77	78	—299	72.00	59th
Lee Raymond	72	77	75	76	—300	72.00	60th
John Palmer	69	80	74	78	—301	72.00	61stT
Don Cherry (a)	75	78	73	75	—301		61stT
Chick Harbert	74	75	75	77	—301	72.00	61stT
Jerry Barber	74	73	74	WD			64thT
Bob Duden	73	75	73	WD			64thT
Cary Middlecoff	73	72	78	WD			64thT
Art Wall	73	73	78	WD			64thT
Ken Venturi	71	76	73	WD			64thT
Don January	68	78	77	WD			64thT
Lionel Hebert	74	75	75	WD			64thT

(•Collins defeated Palmer in 18-hole playoff, 69 to 71)

(a) denotes amateur

54-HOLE CUT

Player	R1	R2	R3	Total
Jerry Pittman	74	75	76	—225
Jack Smith	71	76	78	—225
Mike Dietz	70	80	75	—225
Bob Goetz	75	75	75	—225
Larry Mowry	69	79	78	—226
Len Woodward	74	73	79	—226
Don Massengale	73	76	78	—227
Bob Adamson	76	73	79	—228
Eddie Meyerson	78	70	80	—228
Ronnie Reif	71	77	80	—228
Kee Dorick	74	75	80	—229
Roger Redigo	73	74	84	—231
Pete Hessemer	74	76	82	—232
Don Whitt	75	74	WD	
Bob Rosburg	74	75	WD	

36-HOLE CUT

Player	R1	R2	Total
Frank Stranahan	76	75	—151
Ernest Fortner	76	75	—151
Lloyd Mangrum	79	72	—151
Bill Blanton	75	76	—151
Frank Wharton	73	78	—151
J.C. Hardwicke	72	80	—152
Ben Chandler	73	79	—152
Bert Weaver	73	79	—152
Bo Wininger	77	75	—152
Bill Shelton	75	77	—152
Dick Stranahan	79	74	—153
Jay Riviere	77	76	—153
Eddie Langert	73	80	—153
Bob McCallister	73	78	—153
Bob Goalby	72	82	—154
Jimmy Burke	78	76	—154
Ernie Vossler	73	81	—154
Jay Hebert	77	77	—154
Roland Stafford	77	77	—154
Bart Haltom	77	77	—154
Alex Sutton	74	81	—155
Mac Main	77	78	—155
John Maca	77	78	—155
Ronald Milt	79	76	—155
Don Bisplinghoff	80	75	—155
J.B. Hutchens	83	73	—156
Jack Ellis	77	80	—157
Warren Smith Jr.	75	82	—157
Gerald Sata	81	76	—157
John Williams	79	79	—158
John Brolie	72	86	—158
Elroy Marti	78	80	—158
Jerry Priddy	80	78	—158
Jack Doss	77	81	—158
Joe Mance	76	83	—159
Bob Verwey	79	80	—159
Bill Krause	82	77	—159
Jim Ferree	81	79	—160
Al McMichael	81	79	—160
Buddy Weaver	82	79	—161
Max Bayha	81	80	—161
Chet Warner	79	82	—161
B. Keith (a)	81	82	—163
Jim Deal	82	84	—166
Dick Forester	84	83	—167
Tommy Bolt	71	WD	
Larry Peck	75	WD	
Bill Parker	75	WD	
Wally Ulrich	76	WD	
Bill Johnston	76	WD	
Al Justice	78	WD	
Hugh Royer	80	WD	
J.C. Goosie	83	WD	
Dave Douglas	85	WD	

Bill Collins' 3-over-par 75 is the highest final round by a winner in Houston PGA event history.

1959
HOUSTON CLASSIC

MEMORIAL PARK GOLF COURSE
HOUSTON, TEXAS • APRIL 16 - 19, 1959

SUMMARY

First Round:
Arnold Palmer shot a 6-under-par 66 for a 1-shot lead over Cary Middlecoff, Jay Hebert, Billy Casper, Jim Turnesa, J.C. Goosie and Bob Goetz.

Second Round:
Palmer and Fred Haas, Jr. shared the lead at 10-under-par 134.

Third Round:
Palmer shot 71 for 11-under-par 205 and a 1-shot lead over Haas.

Weather:
Official Tour records were not kept.

CHAMPION

JACK BURKE, JR.

Purse: $30,000
Par: 36-36—72
Yards: 7,212
Cut: 75 players at 3-over-par 147 after 36 holes, 68 players at 6-over-par 222 after 54 holes

TOURNAMENT RESULTS

Player	R1	R2	R3	R4	Total	Money	Place
Jack Burke, Jr.	69	66	72	70	—277	$ 4,300.00	1st•
Julius Boros	68	71	70	68	—277	3,000.00	2nd
Mike Souchak	70	71	70	67	—278	1,850.00	3rdT
Arnold Palmer	66	68	71	73	—278	1,850.00	3rdT
Chick Harbert	70	74	67	68	—279	1,400.00	5thT
Fred Haas Jr.	68	66	72	73	—279	1,400.00	5thT
Cary Middlecoff	67	70	71	71	—279	1,400.00	5thT
Billy Maxwell	69	72	70	69	—280	1,150.00	8thT
Jay Hebert	67	69	71	73	—280	1,150.00	8thT
Paul Harney	70	68	73	71	—282	975.00	10thT
Wes Ellis	70	68	73	71	—282	975.00	10thT
Bob Rosburg	70	70	69	74	—283	875.00	12thT
Jackson Bradley	70	73	71	69	—283	875.00	12thT
Billy Casper	67	75	73	69	—284	753.33	14thT
Bo Wininger	70	71	72	71	—284	753.33	14thT
Bob Goalby	69	70	75	70	—284	753.33	14thT
Tommy Bolt	71	70	71	73	—285	650.00	17thT
Peter Thomson	67	72	73	73	—285	650.00	17thT
Frank Stranahan	72	69	71	74	—286	590.00	19th
Tom Nieporte	72	71	72	72	—287	530.00	20thT
Jerry Barber	75	68	73	71	—287	530.00	20thT
Dave Marr	71	69	74	74	—288	410.00	22ndT
Dave Ragan, Jr.	71	73	73	71	—288	410.00	22ndT
Bert Weaver	74	70	75	69	—288	410.00	22ndT
Ken Venturi	72	68	75	73	—288	410.00	22ndT
Jim Ferree	73	72	74	70	—289	195.00	26thT
Al Besselink	70	72	72	75	—289	195.00	26thT
Don Whitt	74	73	69	73	—289	195.00	26thT
Dow Finsterwald	72	74	70	73	—289	195.00	26thT
Jim Turnesa	67	72	77	73	—289	195.00	26thT
Fred Hawkins	74	71	72	72	—289	195.00	26thT
Al Balding	75	71	71	72	—289	195.00	26thT
Lionel Hebert	73	72	68	76	—289	195.00	26thT
Ben Hogan	71	74	69	75	—289	195.00	26thT
Jay Riviere	72	73	68	76	—289	195.00	26thT
Johnny Pott	70	76	71	73	—290	50.00	36thT
Joe Campbell	72	73	72	73	—290	50.00	36thT
Davis Love, Jr.	73	72	76	70	—291	50.00	38thT
Dick Whetzle	70	75	75	71	—291	50.00	38thT
Doug Ford	70	71	73	77	—291	50.00	38thT
Joe Conrad	74	69	75	73	—291	50.00	38thT
Jack Sellman	72	70	74	75	—291	50.00	38thT
J.C. Goosie	67	71	77	76	—291	50.00	38thT
Homero Blancas (a)	70	71	73	77	—291		38thT
Don January	69	74	75	74	—292	50.00	45thT
Don Fairfield	71	69	76	76	—292	50.00	45thT
Don Cherry	69	74	75	74	—292		45thT
Monte Bradley	73	72	75	72	—292	50.00	45thT
Bill Collins	72	73	74	73	—292	50.00	45thT
Jimmy Demaret	69	75	73	75	—292	50.00	45thT
Pete Cooper	70	73	75	74	—292	50.00	45thT
Jack Fleck	73	73	75	72	—293	50.00	52ndT
Gary Player	71	74	76	72	—293	50.00	52ndT
Tony Lema	73	72	73	75	—293	50.00	52ndT
Dean Wood	72	75	74	72	—293	50.00	52ndT
Ralph Foltz (a)	74	79	71	70	—294		56thT
Bob Goetz	67	72	79	76	—294	50.00	56thT
Buddy Sullivan	71	72	77	75	—295	50.00	58thT
Bill Johnston	73	73	74	75	—295	50.00	58thT
Lloyd Mangrum	73	74	75	74	—296	50.00	60th
Stan Hobart	71	75	70	81	—297	*	61stT
John Langford	74	73	75	75	—297	50.00	61stT
Michael Homa	71	72	79	76	—298	50.00	63rd
Davis Boies (a)	72	72	78	81	—303		64thT
Elroy Marti	74	71	77	81	—303	50.00	64thT
Tom Tyson (a)	77	77	78	76	—308		66th
Tommy Jacobs	71	72	78	WD			67thT
Marty Furgol	71	74	74	WD			67thT

(•Burke defeated Boros in an 18-hole playoff, 64 to 69.)

* ineligible for purse (a) denotes amateur

54-HOLE CUT

Player	R1	R2	R3	Total
Al Justice	73	72	78	—223
Buddy Weaver	72	74	76	—223
Sammy Speer	74	72	77	—223
Ed Oliver	74	72	77	—223
Leo Biagetti	74	73	77	—224
Frank Wharton	76	71	78	—225
Ballard Beasley	76	71	78	—225

36-HOLE CUT

Player	R1	R2	Total
Ernie Vossler	75	73	—148
John Palmer	72	76	—148
Dick Knight	75	73	—148
Barney Clark	77	71	—148
Tommy Reif	74	74	—148
Antonio Cerda	76	73	—149
Ed Furgol	72	77	—149
Retief Waltman	73	76	—149
Bill Blanton	78	71	—149
Michael Fetchick	76	74	—150
Joe Moresco	75	75	—150
Dick Mayer	75	75	—150
Ted Dorius	76	74	—150
Dick Tiddy	77	73	—150
Hampton Auld	74	76	—150
Jerry Magee	75	75	—150
Eddie Langert	76	74	—150
Jimmy Burke	77	74	—151
George Bernardin	79	72	—151
J.C. Hardwicke	75	76	—151
Jerry Robison	75	77	—152
Fred Bedford	76	76	—152
George Bayer	74	78	—152
Rex Baxter, Jr.	77	75	—152
Ernest Fortner	78	74	—152
Lefty Stackhouse	79	74	—153
John Williams	81	72	—153
J.B. Hutchens	79	74	—153
Jack Smith	79	74	—153
Howie Johnson	80	73	—153
Ab Baker	77	76	—153
Gay Brewer	76	78	—154
Bruce Crampton	79	75	—154
Bill Dill	74	80	—154
Pete Mazur	77	77	—154
Eddie Draper	77	77	—154
Dick Forester	79	76	—155
Bud Ecton	80	76	—156
Jack Doss	76	80	—156
John Maca	77	80	—157
Arthur Hodde	78	80	—158
Bob Kivlin, Jr.	79	79	—158
Lou Kretlow	82	77	—159
Bob Ewing	82	77	—159
Ken Pruit	78	83	—161
Bob Elsworth	80	81	—161
Jim Deal	80	82	—162
Chet Warner	79	85	—164
Henry Ransom	73	73	WD
Rosson Hardwicke	84	84	WD
Bill Parker	75	WD	
Vic Ghezzi	WD		
John McMullin	WD		
Milton Demaret	WD		
Doug Sanders	WD		
Gardner Dickinson	WD		

Jack Burke, Jr. is one of only nine players to win multiple Houston PGA events.

1958
HOUSTON OPEN

MEMORIAL PARK GOLF COURSE
HOUSTON, TEXAS • FEBRUARY 20 - 24, 1958

SUMMARY

First Round:
Ed Oliver, Marty Furgol, Milton Marusic, Stan Leonard, Ted Kroll and Pete Mazur shared the lead with a 4-under-par 68.

Second Round:
Mazur shot a 71 for a 5-under-par 139 and a 1-shot lead over Robert deVicenzo, Jimmy Demaret and Furgol.

Third Round:
Demaret shot a 69 for a 7-under-par 209 total and a 2 shot lead over de Vicenzo and Furgol.

Weather:
Official Tour records were not kept.

CHAMPION

ED OLIVER

Purse: $30,000
Par: 36-36—72
Yards: 7,212
Cut: 79 players at 3-over-par 147 after 36 holes, 69 players at 6-over-par 222 after 54 holes

TOURNAMENT RESULTS

Player	R1	R2	R3	R4	Total	Money	Place
Ed Oliver	68	73	73	67	—281	$4,300.00	1st
Roberto de Vicenzo	70	70	71	71	—282	2,500.00	2ndT
Jay Hebert	69	73	70	70	—282	2,500.00	2ndT
Dave Regan, Jr.	72	69	73	69	—283	1,533.34	4thT
Jimmy Demaret	70	70	69	74	—283	1,533.34	4thT
Marty Furgol	68	72	71	72	—283	1,533.34	4thT
Frank Stranahan	72	71	71	71	—285	1,200.00	7thT
Milton Marusic	68	73	73	71	—285	1,200.00	7thT
Johnny Pott	73	72	72	68	—285	1,200.00	7thT
Dow Finsterwald	74	70	68	74	—286	950.00	10thT
Ken Venturi	71	73	72	70	—286	950.00	10thT
Al Besselink	73	72	72	69	—286	950.00	10thT
Stan Leonard	68	77	69	74	—288	756.00	13thT
Chick Harbert	73	71	75	69	—288	756.00	13thT
Gardner Dickinson	73	72	75	69	—288	756.00	13thT
Fred Hawkins	71	74	70	73	—288	756.00	13thT
Gene Littler	73	71	70	74	—288	756.00	13thT
Bob Harris	72	76	70	71	—289	570.00	18thT
Tony Lema	72	75	72	70	—289	570.00	18thT
Tom Nieporte	71	74	71	73	—289	570.00	18thT
Bob Rosburg	74	70	75	70	—290	570.00	18thT
Jack Burke, Jr.	73	73	73	71	—290	342.50	22ndT
Ted Kroll	68	75	74	73	—290	342.50	22ndT
Bill Ogden	72	75	71	72	—290	342.50	22ndT
Bill Webb	69	76	74	71	—290	342.50	22ndT
Sam Urzetta	72	73	74	71	—290	342.50	22ndT
Earl Stewart, Jr.	74	72	70	74	—290	342.50	22ndT
Tommy Bolt	71	76	71	72	—290	342.50	22ndT
Henry Williams, Jr.	73	73	74	70	—290	342.50	22ndT
Michael Krak	72	72	74	73	—291	150.00	30thT
John Barnum	74	71	73	73	—291	150.00	30thT
George Bayer	72	76	70	73	—291	150.00	30thT
Doug Ford	73	74	72	72	—291	150.00	30thT
Ernie Vossler	72	72	74	73	—291	150.00	30thT
Lionel Hebert	71	76	72	73	—292	66.67	35thT
Al Balding	72	75	72	73	—292	66.67	35thT
Gay Brewer	75	70	75	72	—292	66.67	35thT
Paul O'Leary	76	71	71	75	—293	50.00	38thT
Art Wall	75	72	74	72	—293	50.00	38thT
J.C. Goosie	71	73	77	72	—293	50.00	38thT
Dutch Harrison	69	72	76	76	—293	50.00	38thT
Mike Souchak	76	72	74	71	—293	50.00	38thT
Don Fairfield	72	73	75	73	—293	50.00	38thT
Jackson Bradley	72	74	74	73	—293	50.00	38thT
Jim Turnesa	74	73	72	74	—293	50.00	38thT
Bob Goalby	69	74	71	80	—294	50.00	46thT
Pat Schwab	74	72	75	73	—294	50.00	46thT
Pete Mazur	68	71	77	78	—294	50.00	46thT
Walker Inman, Jr.	71	75	73	75	—294	50.00	46thT
Jay Riviere	74	70	74	76	—294	50.00	46thT
Bob Hill	75	73	71	76	—295	50.00	51stT
Frank Wharton (a)	74	75	74	73	—295		51stT
Dave Marr	74	74	73	75	—295	50.00	51stT
Bob Toski	75	71	74	75	—295	50.00	51stT
John McMullin	77	71	74	73	—295	50.00	51stT
Bud Holscher	71	75	74	77	—297	50.00	56thT
Bill Johnson	74	71	77	75	—297	50.00	56thT
Leo Biagetti	74	74	73	76	—297	50.00	56thT
Joe Conrad	70	78	72	78	—298	50.00	59thT
Phil Rodgers (a)	81	74	70	73	—298		59thT
Lyle Crawford	74	74	74	77	—299	50.00	61stT
Bo Wininger	71	71	79	78	—299	50.00	61stT
Billy Maxwell	72	74	74	79	—299	50.00	61stT
Buddy Weaver	75	73	74	78	—300	50.00	64thT
Jimmy Hiskey (a)	77	75	74	74	—300		64thT
Don January	72	75	75	79	—301	50.00	66th
Ed Griffiths	71	77	74	80	—302	50.00	67th
Rex Baxter, Jr. (a)	77	78	75	75	—305		68th
Jacky Cupit (a)	73	76	81	76	—306		69th

(a) denotes amateur

54-HOLE CUT

Player	R1	R2	R3	Total
Bill Parker	72	75	76	—223
Jack Sellman	73	75	75	—223
Jimmy Clark	74	73	76	—223
Bert Weaver	71	75	79	—225
Henry Ransom	74	73	78	—225
Julius Boros	75	73	78	—226
Joe Zakarian	73	75	78	—226
Shelley Mayfield	75	70	80	—227
Murray Tucker	74	74	79	—227
Bob Pratt (a)	84	74	80	—238

36-HOLE CUT

Player	R1	R2	Total
Michael Fetchick	74	75	—149
Art Doering	75	74	—149
Bill Heinlein	73	76	—149
Stan Dudas	72	77	—149
Vic Ghezzi	77	72	—149
Mike Dietz	77	72	—149
Elroy Marti	75	74	—149
Ben Chandler	74	75	—149
Hans Merrell	71	78	—149
Ed Whalley, Jr.	74	75	—149
Joe Jiminez	75	74	—149
Don Whitt	76	73	—149
Bob Wylie	73	76	—149
Lloyd Mangrum	73	76	—149
Bill Ezinicki	71	70	—150
Warren Smith Jr.	74	76	—150
Jack Fleck	78	72	—150
Billy Erfurth	77	73	—150
Otto Greiner	71	79	—150
Bob Duden	74	76	—150
John Palmer	75	75	—150
Jerry Magee	75	75	—150
Reggie Myles, Jr.	76	74	—150
Manuel de a Torre	75	75	—150
Bernard Riviere	76	75	—151
Tommy Jacobs	77	74	—151
Ed Furgol	76	75	—151
Kermit Hager	73	78	—151
Jack Radcliff	75	76	—151
Dick Hart	71	81	—152
Mal McMullin	81	71	—152
Everett Vinzant	78	74	—152
Walter Burkemo	73	79	—152
Bob Frainey	75	77	—152
Arnold Palmer	73	79	—152
Claude Harmon	75	77	—152
Bob Gajda	72	80	—152
Fred Haas Jr.	77	75	—152
Ewing Richardson	76	77	—153
Pete Cooper	76	77	—153
Bill Nary	78	75	—153
Howie Johnson	76	78	—154
Gene Bone	82	72	—154
Stan Mosel	78	76	—154
Glenn Teal	78	77	—155
John Maca	77	78	—155
Joe Dodish	78	78	—156
Gene Lesch	78	79	—157
J.C. Hardwicke	78	79	—157
Billy Booe	76	82	—158
Jim Ferree	76	78	—164
Dave Douglas	DQ		
Paul Harney	WD		
Babe Lichardus	WD		

Ed Oliver's 5-shot come-from-behind victory was one of the greatest in Houston PGA event history.

1957
HOUSTON OPEN

MEMORIAL PARK GOLF COURSE
HOUSTON, TEXAS • FEBRUARY 21 - 25, 1957

SUMMARY

First Round:
Arnold Palmer shot a 67 to take a 1-shot lead over Doug Ford, Jimmy Demaret, Peter Thomson, Buddy Weaver and amateur Phil Rodgers.

Second Round:
Gene Bone shot 67 for 8-under-par 136 and a 1-shot lead over Ford.

Third Round:
Bone shot 70 for a 10-under-par 206 total and a 2-shot lead over Bob Harris who shot 65.

Weather:
Official Tour records were not kept.

CHAMPION

ARNOLD PALMER

Purse: $37,100

Par: 36-36—72

Yards: 7,212

Cut: 97 players at 5-over-par 149 after 36 holes, 70 players at 4-over-par 220 after 54 holes

TOURNAMENT RESULTS

Player	R1	R2	R3	R4	Total	Money	Place
Arnold Palmer	67	72	71	69	—279	$7,500.00	1st
Doug Ford	68	69	73	70	—280	4,000.00	2nd
Bob Harris	73	70	65	73	—281	2,500.00	3rd
Jimmy Demaret	68	73	68	73	—282	2,000.00	4th
Gene Bone	69	67	70	78	—284	1,600.00	5thT
Mike Souchak	71	70	71	72	—284	1,600.00	5thT
Babe Lichardus	73	73	68	71	—285	1,256.67	7thT
Ed Furgol	70	71	73	71	—285	1,256.67	7thT
Stan Leonard	73	70	69	73	—285	1,256.67	7thT
John Barnum	71	72	72	71	—286	975.00	10thT
Peter Thomson	68	73	72	73	—286	975.00	10thT
Milton Marusic	73	73	70	71	—287	900.00	12th
Doug Higgins	69	74	68	77	—288	693.75	13thT
Marty Furgol	73	71	73	71	—288	693.75	13thT
Bruce Crampton	73	71	72	72	—288	693.75	13thT
Dutch Harrison	72	73	72	71	—288	693.75	13thT
Dean Wood	70	70	75	73	—288	693.75	13thT
Jackson Bradley	74	72	71	71	—288	693.75	13thT
Jack Fleck	69	73	73	73	—288	693.75	13thT
Howie Johnson	71	73	71	73	—288	693.75	13thT
Dow Finsterwald	74	72	70	73	—289	377.50	21stT
Bud Holscher	74	71	70	74	—289	377.50	21stT
Elroy Marti	72	72	72	73	—289	377.50	21stT
Pat Schwab	70	74	72	73	—289	377.50	21stT
Art Wall	71	75	73	70	—289	377.50	21stT
Phil Rodgers (a)	68	71	74	76	—289		21stT
Bill Ogden	70	73	75	71	—289	377.50	21stT
Chuck Klein	70	71	74	74	—289	377.50	21stT
Billy Maxwell	71	75	72	71	—289	377.50	21stT
Frank Stranahan	72	72	74	72	—290	176.00	30thT
John Bulla	71	73	73	73	—290	176.00	30thT
Leo Biagetti	73	71	73	73	—290	176.00	30thT
Al Besselink	71	75	73	71	—290	176.00	30thT
Dave Marr	75	74	69	72	—290	176.00	30thT
Al Balding	73	69	74	75	—291	91.25	35thT
Bob Watson	76	69	74	72	—291	91.25	35thT
George Bayer	73	73	73	72	—291	91.25	35thT
Lloyd Mangrum	74	74	72	71	—291	91.25	35thT
M.C. Fitts	72	72	73	74	—291	91.25	35thT
Jerry Barber	75	71	73	72	—291	91.25	35thT
Tony Holguin	74	72	72	73	—291	91.25	35thT
Manuel de a Torre	73	70	71	77	—291	91.25	35thT
Dick Turner	70	73	75	74	—292	50.00	43rdT
George Bingham	70	73	75	74	—292	50.00	43rdT
Rex Baxter, Jr. (a)	75	73	71	73	—292		43rdT
W. Larseingue	76	69	73	74	—292	50.00	43rdT
Michael Homa	73	73	74	72	—292	50.00	43rdT
Tommy Bolt	74	71	73	74	—292	50.00	43rdT
Chick Harbert	73	68	72	79	—292	50.00	43rdT
Don Fairfield	73	75	72	72	—292	50.00	43rdT
Darrell Hickok	72	73	72	76	—293	50.00	51stT
Dave Ragan, Jr.	70	74	71	78	—293	50.00	51stT
Paul O'Leary	71	72	74	76	—293	50.00	51stT
Jack Sellman (a)	73	72	72	76	—293		51stT
Johnny Pott	72	76	70	75	—293	50.00	51stT
Walter Burkemo	73	75	72	74	—294	50.00	56thT
Harry Weetman	73	72	73	76	—294	50.00	56thT
Bob Rosburg	75	71	71	77	—294	50.00	56thT
Frank Wharton (a)	73	72	74	75	—294		56thT
Jack Kay	73	71	76	74	—294	50.00	56thT
Fred Haas Jr.	73	72	74	75	—294	50.00	56thT
Buddy Weaver	68	73	76	78	—295	50.00	62nd
Gardner Dickinson	72	73	72	79	—296	50.00	63rdT
Stan Mosel	75	70	74	77	—296	50.00	63rdT
Bob Gajda	73	73	73	77	—296	50.00	63rdT
Dave Douglas	72	70	76	80	—298	50.00	66th
Jerry Robison	73	73	73	80	—299	50.00	67th
Jimmy Hiskey (a)	76	72	76	77	—301		68th
Bud Rucker (a)	77	80	79	77	—313		69th
Harlan Lane (a)	78	79	78	79	—314		70th

(a) denotes amateur

54-HOLE CUT

Player	R1	R2	R3	Total
Horton Smith	73	72	76	—221
Tom Nieporte	71	78	72	—221
Bob Duden	72	74	75	—221
Gay Brewer	73	76	72	—221
Joe Black	76	72	73	—221
Henry Williams, Jr.	76	73	73	—222
Paul McGuire	75	74	73	—222
Bill Johnson	77	71	74	—222
Gene Littler	74	74	74	—222
Billy Casper	74	72	76	—222
Fred Hawkins	75	72	76	—223
Earl Stewart, Jr.	73	75	75	—223
Ernie Vossler	75	74	74	—223
Don January	72	72	79	—223
Wendy Green	75	74	74	—223
Hans Merrell	75	71	77	—223
Lionel Hebert	73	76	75	—224
Julius Boros	74	75	75	—224
Bob Hill	72	77	76	—225
Bob Inman	74	74	77	—225
Bill Nary	79	70	77	—226
Bob Kay	74	75	78	—227
Don Addington	73	76	78	—227
Ed Oliver	78	71	79	—228
Jerry Kesselring	77	72	70	—228
Ted Kroll	71	74	WD	
George Knudsen (a)	77	77	WD	

36-HOLE CUT

Player	R1	R2	Total
Michael Fetchick	74	76	—150
Jack Burke, Jr.	73	77	—150
Al Mengert	71	79	—150
Felice Torza	73	77	—150
Jim Turnesa	74	76	—150
Bob Kivlin, Jr.	77	73	—150
Ed Kroll	77	73	—150
Joe Jiminez	76	74	—150
Palmer Lawrence	75	75	—150
Pete Mazur	74	77	—151
Ernest Fortner	76	75	—151
Shelley Mayfield	76	75	—151
Bobby Maxwell	76	75	—151
Joe Brown	77	74	—151
Bill Mawhinney	75	76	—151
Bert Weaver	77	74	—151
Cary Middlecoff	74	76	—152
Billy Booe	80	72	—152
Henry Ransom	76	76	—152
Bo Wininger	77	75	—152
Michael Krak	76	76	—152
Walter Oichon	79	73	—152
Fred Wampler	76	76	—152
Mike Dietz	77	75	—152
Larry Tomasino	78	75	—153
Monte Sanders	73	80	—153
Bill Bisdorf	78	75	—153
Dick Bury	75	78	—153
Otto Greiner	76	77	—153
Harry Dee	77	76	—153
Warren Smith Jr.	75	78	—153
Paul Harney	75	78	—153
Sam Urzetta	77	76	—153
Wes Ellis	80	74	—154
J.B. Hutchens	77	77	—154
Barney Clark	80	74	—154
J.C. Hardwicke	78	76	—154
Jimmy Clark	76	78	—154
Charlie Prentice	76	79	—155
Chuck Malchaski	77	77	—155
Tony Fortino	75	80	—155
Joe Zakarian	79	77	—156
Joe Moore	77	79	—156
Ed Griffiths	81	75	—156
Jon Gustin	76	80	—156
Dick Forester	76	81	—157
Bob Crowley	77	81	—158
Jim Deal	75	84	—159
Gene Coghill	78	82	—160
Ed Whalley, Jr.	72	89	—161
Joe Black	79	83	—162
Ray Bruce	79	84	—163
Harold Haddock	76	87	—163
Bud Ecton	85	79	—164
Bailey Glenn, Jr.	86	81	—167
Morgan Baker	84	88	—172
Jack Shelton	79	WD	
John Gibson	83	WD	
Dudley Bell	86	WD	
Bob Toski	WD		
Nat Johnson	DQ		

Arnold Palmer has had 7 top ten finishes in Houston PGA events.

1956
HOUSTON OPEN

MEMORIAL PARK GOLF COURSE
HOUSTON, TEXAS • FEBRUARY 23 - 26, 1956

SUMMARY

First Round:
Jerry Barber shot a 5-under-par 67 for a 1-shot lead over Jack Burke, Jr. and Billy Casper.

Second Round:
Ted Kroll shot 67 to move into a tie with Barber at 7-under-par 137.

Third Round:
Kroll moved into a 1-shot lead at 8-under-par 208 over Burke.

Weather:
Official Tour records were not kept.

CHAMPION

TED KROLL

Purse: $30,000
Par: 36-36—72
Yards: 7,212
Cut: 109 players at 5-over-par 149 after 36 holes, 76 players at 5-over-par 221 after 54 holes

TOURNAMENT RESULTS

Player	R1	R2	R3	R4	Total	Money	Place
Ted Kroll	70	67	71	69	—277	$6,000.00	1st
Dave Douglas	73	71	68	68	—280	2,700.00	2ndT
Jack Burke, Jr.	68	73	68	71	—280	2,700.00	2ndT
Jimmy Demaret	71	67	76	69	—283	1,425.00	4thT
Jimmy Clark	71	69	71	72	—283	1,425.00	4thT
Don Fairfield	71	71	72	69	—283	1,425.00	4thT
Art Wall	69	73	72	69	—283	1,425.00	4thT
Jerry Barber	67	70	76	71	—284	900.00	8thT
Jim Turnesa	71	70	71	72	—284	900.00	8thT
Billy Casper	68	74	73	69	—284	900.00	8thT
Bo Wininger	73	71	67	74	—285	677.50	11thT
Doug Ford	74	69	71	71	—285	677.50	11thT
Joe Zakarian	77	65	73	70	—285	677.50	11thT
Jon Gustin	71	67	75	72	—285	677.50	11thT
George Bayer	69	72	75	70	—286	565.00	15thT
Jack Sellman (a)	73	75	69	69	—286		15thT
Manuel de a Torre	73	71	72	70	—286	565.00	15thT
Wes Ellis	72	69	72	74	—287	490.00	18thT
Ed Furgol	71	73	74	69	—287	490.00	18thT
Bud Holscher	75	69	73	70	—287	490.00	18thT
Jerry Kesselring	70	72	78	68	—288	343.75	21stT
Bob Inman	70	73	75	70	—288	343.75	21stT
Elroy Marti	72	69	74	73	—288	343.75	21stT
Dow Finsterwald	74	70	72	72	—288	343.75	21stT
Gene Littler	69	79	72	68	—288	343.75	21stT
Shelley Mayfield	72	71	73	72	—288	343.75	21stT
Lionel Hebert	71	73	71	73	—288	343.75	21stT
Walter Burkemo	74	71	71	72	—288	343.75	21stT
Lloyd Mangrum	74	73	69	73	—289	205.00	29thT
Dean Wood	71	69	76	73	—289	205.00	29thT
Paul O'Leary	70	73	76	70	—289	205.00	29thT
Jack Fleck	73	74	72	70	—289	205.00	29thT
Fred Hawkins	74	74	70	71	—289	205.00	29thT
Dutch Harrison	70	73	75	71	—289	205.00	29thT
Howie Johnson	70	72	76	71	—289	*	29thT
J.W. Finney	75	71	75	69	—290	101.12	36thT
Bob Gajda	73	72	70	75	—290	101.12	36thT
Buddy Weaver	72	73	75	71	—290	101.12	36thT
Marty Furgol	71	70	74	75	—290	101.12	36thT
Frank Stranahan	73	73	74	70	—290	101.12	36thT
Monte Sanders	73	69	73	75	—290	101.12	36thT
Bob Duden	72	71	73	74	—290	101.12	36thT
Al Balding	73	73	71	73	—290	101.12	36thT
Arnold Palmer	74	73	71	72	—290	101.12	36thT
Bill Collins	78	70	69	73	—290	101.12	36thT
Walker Inman, Jr.	70	73	74	74	—291		46thT
Paul Harney	72	70	72	77	—291		46thT
Chandler Harper	72	71	78	71	—292		48thT
John Palmer	72	72	75	73	—292		48thT
John Barnum	76	68	73	75	—292		48thT
Tod Menefee	70	71	78	73	—292		48thT
Henry Ransom	71	73	74	74	—292		48thT
Joe Jiminez	69	70	80	73	—292		48thT
Mike Dietz	69	74	78	71	—292		48thT
Al Mengert	71	73	77	71	—292		48thT
Michael Krak	74	74	71	73	—292		48thT
Michael Fetchick	74	74	73	71	—292		48thT
Bob Pratt	73	71	77	72	—293		58th
Art Doering	75	68	76	75	—294		59thT
Horton Smith	71	74	75	74	—294		59thT
Harry Dee	74	72	74	74	—294		59thT
Rex Baxter, Jr. (a)	77	69	74	74	—294		59thT
Don January	76	70	75	73	—294		59thT
Harold Williams	75	70	74	75	—294		59thT
Billy Maxwell	73	72	76	74	—295		65th
Gardner Dickinson	72	74	74	76	—296		66thT
Arthur Hodde	74	75	70	77	—296		66thT
Joe Conrad (a)	74	76	75	72	—297		68thT
H. Robbins, Jr. (a)	71	76	76	74	—297		68thT
Al Besselink	77	69	75	76	—297		68thT
Gene Bone	73	73	73	79	—298		71st
Jimmy Hiskey (a)	74	75	75	77	—301		72nd
Bill Williamson (a)	81	70	76	76	—303		73rd
Don Harmon (a)	78	77	75	81	—311		74th
Billy Dunn (a)	77	77	81	79	—314		75th
Billy Erfurth	76	70	75	DQ			

* ineligible for purse

(a) denotes amateur

54-HOLE CUT

Player	R1	R2	R3	Total
Sam Urzetta	76	72	74	—222
Bob Toski	74	74	74	—222
Ernie Vossler	73	72	77	—222
Eldon Briggs	74	72	76	—222
Jackson Bradley	74	71	77	—222
Chuck Klein	75	74	73	—222
John Knight	76	73	73	—222
Mike Souchak	71	74	78	—223
Jay Hebert	72	72	79	—223
Tony Kaczenski	72	74	77	—223
Doug Higgins	74	70	79	—223
Paul McGuire	74	74	76	—224
Bob Crow	74	75	75	—224
Larry Tomasino	74	74	76	—224
Fred Wampler	74	70	80	—224
Ivan Gantz	75	74	76	—225
Buddy Sullivan	75	72	78	—225
Bob Harris	76	70	79	—225
Buster Cupit	75	74	76	—225
Earl Stewart, Jr.	73	74	78	—225
Tommy Bolt	76	73	76	—225
Dick Chassee	73	75	78	—226
Chuck Malchaski	80	68	79	—227
Bill Nary	75	72	80	—227
Rudy Horvath	72	77	79	—228
Fred Haas Jr.	75	74	80	—229
Hans Merrell	74	72	83	—229
Buck White	71	71	DQ	
Ed Oliver	73	73	DQ	
John Garrett	71	76	DQ	
John Weitzel	76	71	DQ	
Earl Jacobson	74	75	DQ	
Don Cherry	78	77	DQ	

36-HOLE CUT

Player	R1	R2	Total
Tommy Burke, Jr.	74	76	—150
Ed Creasy	74	76	—150
Joe Black	74	76	—150
Billy Capps	76	74	—150
Monte Bradley	76	74	—150
Donald Palmer	74	76	—150
Leo Biagetti	74	76	—150
Bill Ogden	75	75	—150
Joe Moore, Jr.	79	71	—150
Bill Trombley	73	77	—150
Chick Harbert	78	73	—151
Jack Kay	76	75	—151
Steve Doctor	78	73	—151
Paul Porter	79	72	—151
Henry Williams, Jr.	80	71	—151
Wally Ulrich	78	73	—151
Don Whitt	75	76	—151
Cary Middlecoff	80	72	—152
Donald Byrd	75	77	—152
Pete Mazur	78	75	—153
Roy Schneider	76	77	—153
Bill Mawhinney	79	74	—153
Pat Patton	77	77	—154
Mike Homa	77	77	—154
Murray Tucker	78	76	—154
John Gibson	78	76	—154
J.C. Hardwicke	79	76	—155
J.B. Hutchens	79	76	—155
Hampton Auld	77	78	—155
Jack Harden	79	76	—155
Tony Henschel	79	76	—155
Vic Ghezzi	79	77	—156
Chet Warner	81	75	—156
Mac McElmurry	82	75	—157
Robert R. Grant	76	81	—157
Eddie Langert	85	73	—158
Dick Masterson	79	79	—158
Leroy Garrett	83	77	—160
Dudley Bell	80	80	—160
Joel Klar	81	80	—161
Jim Deal	82	81	—163
Bob Tiley	83	80	—163
Rosson Hardwicke	86	78	—164
Bob Fry	74	DQ	
Ed Kringle	76	DQ	
Bud Loftis	77	WD	
Ricard Knop	79	DQ	
Dick Forester	81	DQ	
Jim Torn Blair (a)	DQ		
Morgan Baker	DQ		
Kyle Alford	DQ		

During this tournament, George Bayer scored one of the longest recorded drive in the history of Houston PGA events: 375 yards on the 9th hole.

1955
HOUSTON OPEN

MEMORIAL PARK GOLF COURSE
HOUSTON, TEXAS • FEBRUARY 24 - 27, 1955

SUMMARY

First Round:
Jimmy Demaret shot 6-under-par 66 to take a 1-shot lead over Bill Trombley.

Second Round:
Wes Ellis, Jr. shot his second straight 68 for an 8-under-par 136 total and a 1-shot lead over Jack Burke, Jr., Ed Furgol, Ed Carpenter and Demaret.

Third Round:
Jerry Barber fired a 63 to come in at 12-under-par 204 for a 1-shot led over Julius Boros.

Weather:
Official Tour records were not kept.

CHAMPION

MIKE SOUCHAK

Purse: $30,000
Par: 36-36—72
Yards: 7,212
Cut: 108 players at 4-over-par 148 after 36 holes, 75 players at even-par 216 after 54 holes

TOURNAMENT RESULTS

Player	R1	R2	R3	R4	Total	Money	Place
Mike Souchak	70	71	67	65	273	$6,000.00	1st
Jerry Barber	70	71	63	71	275	3,200.00	2nd
Shelley Mayfield	72	69	68	69	278	2,000.00	3rdT
Jack Burke, Jr.	68	71	70	69	278	2,000.00	3rdT
Buster Cupit	72	67	69	71	279	1,225.00	5thT
Jack Harden	71	70	68	70	279	1,225.00	5thT
Julius Boros	70	69	66	74	279	1,225.00	5thT
Peter Thomson	71	70	69	69	279	1,225.00	5thT
Ted Kroll	74	66	73	67	280	816.67	9thT
Ed Furgol	68	69	72	71	280	816.67	9thT
Wes Ellis	68	68	77	67	280	816.67	9thT
Gene Littler	72	67	73	69	281	635.00	12thT
Jerry Kesselring	71	71	70	69	281	635.00	12thT
Dow Finsterwald	72	69	71	69	281	635.00	12thT
Buddy Weaver	72	70	68	71	281	635.00	12thT
Fred Haas Jr.	73	69	71	69	282	475.00	16thT
Tom Burke, Jr.	69	70	71	72	282	475.00	16thT
John Barnum	69	70	69	74	282	475.00	16thT
George Bayer	71	73	71	67	282	475.00	16thT
Jack Fleck	74	70	68	70	282	475.00	16thT
Elroy Marti	70	72	70	70	282	475.00	16thT
Al Brosch	74	71	69	69	283	340.00	22ndT
Ed Oliver	72	72	70	69	283	340.00	22ndT
Arnold Palmer	74	68	68	73	283	*	22ndT
Ralph Blomquist	72	70	71	70	283	340.00	22ndT
Walter Burkemo	70	71	70	72	283	340.00	22ndT
Al Mengert	73	70	70	71	284	260.00	27thT
Loddie Kempa	71	71	70	72	284	260.00	27thT
H. Robbins,Jr. (a)	71	67	73	73	284		27thT
Eric Monti	69	74	69	72	284	260.00	27thT
Ed Carpenter	69	68	76	71	284	260.00	27thT
Dick Mayer	71	69	73	72	285	171.43	32ndT
Cary Middlecoff	74	68	70	73	285	171.43	32ndT
Bob Kay	75	70	71	69	285	171.43	32ndT
Doug Ford	69	69	73	74	285	171.43	32ndT
Jimmy Demaret	66	71	75	73	285	171.43	32ndT
Marty Furgol	73	70	70	72	285	171.43	32ndT
Bob Rosburg	71	68	75	71	285	171.43	32ndT
Bud Holscher	77	68	67	74	285	171.43	32ndT
Henry Williams, Jr.	73	68	74	71	286	46.00	40thT
Billy Maxwell	74	71	70	71	286	46.00	40thT
Walker Inman, Jr.	70	70	74	72	286	46.00	40thT
Chandler Harper	74	73	68	71	286	46.00	40thT
Max Evans	72	69	73	72	286	46.00	40thT
Art Doering	72	74	69	71	286	46.00	40thT
Jay Hebert	74	74	66	72	286	46.00	40thT
Wally Ulrich	72	72	72	70	286	46.00	40thT
Joe Jiminez	69	71	72	74	286	46.00	40thT
Chuck Klein	73	71	72	71	287		49thT
Peter Alliss	70	76	70	71	287		49thT
Art Wall	70	71	70	76	287		49thT
Chick Harbert	72	69	74	72	287		49thT
Mike Dietz	69	70	75	74	288		53rdT
Bo Wininger	70	69	72	77	288		53rdT
Bob Duden	73	70	73	73	289		55thT
J.M. Stamps	74	70	71	74	289		55thT
John Weitzel	71	71	71	76	289		55thT
Rex Baker, Jr. (a)	69	77	69	74	289		55thT
Buzzy Wohl (a)	73	71	73	72	289		55thT
Al Besselink	71	74	71	74	290		60thT
Bill Trombley	67	72	76	75	290		60thT
Bob Harris	72	69	73	76	290		60thT
Jimmy Hiskey (a)	71	73	76	70	290		60thT
Walter Romans	72	68	76	74	290		60thT
Jim Coleman	71	71	70	78	290		60thT
Bill Nary	71	73	72	75	291		66th
Manuel de a Torre	72	70	73	78	293		67thT
Stan Dudas	71	69	76	77	293		67thT
Jack Sellman (a)	71	79	72	72	294		69th
Howie Johnson (a)	79	72	71	74	296		70thT
John Garrett (a)	75	76	72	73	296		70thT
Stan Mosel (a)	74	74	76	74	298		72nd
Billy Green (a)	74	76	76	75	301		73rd
Curtis Persons (a)	79	77	76	78	310		74th
Bob Crow	74	69	71	DQ			

* ineligible for purse (a) denotes amateur

54-HOLE CUT

Player	R1	R2	R3	Total
John Palmer	73	74	70	217
Dave Douglas	74	71	72	217
Jimmy Clark	73	71	73	217
Bob Inman	70	72	75	217
Dick Knight	74	72	72	217
Leo Biagetti	73	74	71	218
Michael Fetchick	72	75	71	218
Vic Ghezzi	74	74	70	218
Frank Stranahan	71	72	75	218
Ray Hill	72	74	72	218
Michael Homa	72	74	73	219
Paul McGuire	74	72	73	219
Dutch Harrison	77	71	71	219
Billy Capps	76	72	71	219
Lionel Hebert	73	73	73	219
Felice Torza	74	74	72	220
Buster Reed	73	75	72	220
Lloyd Mangrum	74	73	73	220
Michael Krak	75	73	72	220
Fred Hawkins	76	72	73	221
Jackson Bradley	71	72	78	221
Henry Ransom	72	75	74	221
Earl Stewart, Jr.	75	72	74	221
Leland Gibson	72	76	75	223
Jim Turnesa	75	73	75	223
Arthur Hodde	72	75	76	223
Ellis E. Brown	74	73	77	224
Ed Creasy	76	72	76	224
Bus Atkinson	73	74	78	225
Gardner Dickinson	73	73	WD	
Gene Webb	75	72	DQ	
Don Cherry (a)	74	74	WD	
Robert Dean	74	74	WD	

36-HOLE CUT

Player	R1	R2	Total
Harry Todd	77	72	149
Joe Moore	73	76	149
Palmer Lawrence	74	75	149
Bernard Hunt	72	77	149
Fred Wampler	74	75	149
Marco Dawson	76	73	149
Sam Reynolds	72	77	149
George Buzzini	74	76	150
Ernest Fortner	75	75	150
Jerry Robison	74	76	150
Tod Menefee	77	73	150
John Jacobs	76	74	150
Jack Mann	74	76	150
E.R. Jacobson	76	74	150
Al Balding	73	77	150
Paul Harney	77	73	150
Don Fairfield	76	75	151
Mike Bencriscutto	75	76	151
Dick Forester	77	74	151
Joseph Andron	76	75	151
George Griffin	79	72	151
Ben Chandler	75	76	151
Jack Doss	75	77	152
Tom Lambie	75	77	152
Ed Griffiths	79	73	152
Bob Keller	78	74	152
Bill Ogden	78	74	152
Leroy Garrett	74	79	153
Jack Kay	76	77	153
Reese Alexander	77	76	153
Horton Smith	77	77	154
John Pritchett	79	76	155
Steve Doctor	75	80	155
J.B. Hutchens	78	77	155
J.C. Hardwicke	76	79	155
Butch Krueger	75	81	156
Bob Cloughen	80	77	157
Hal Butler	84	74	158
Edward Tabor	81	77	158
Al McMichael	83	76	159
Bobby Cupit	73	DQ	
Tommy Bolt	73	WD	
Rudy Horvath	76	WD	
Tom Tyson	77	DQ	
Milton Ward	78	DQ	
Dudley Bell	78	DQ	
Tony Harman	80	DQ	
John Carfanga	81	DQ	
Ray Bruce	DQ		

Mike Souchak is one of only nine players to win multiple Houston PGA events.

1954
HOUSTON OPEN

MEMORIAL PARK GOLF COURSE
HOUSTON, TEXAS • MARCH 4 - 7, 1954

SUMMARY

First Round:
Cary Middlecoff shot 6-under-par 66 for a 1-shot lead over Fred Haas, Jr.

Second Round:
Haas shot 71 for a 6-under-par 138 and a 1-shot lead over Jim Turnesa.

Third Round:
Haas kept his 1-shot lead at 7-under-par 209, trailed by Dave Douglas.

Weather:
Official Tour records were not kept.

CHAMPION

DAVE DOUGLAS

Purse: $30,000
Par: 36-36—72
Yards: 7,212
Cut: 94 players at 86over-par-150 after 36 holes, 73 players at 6-over-par 222 after 54 holes.

TOURNAMENT RESULTS

Player	R1	R2	R3	R4	Total	Money	Place
Dave Douglas	70	71	69	67	—277	$6,000.00	1st
Cary Middlecoff	66	74	71	68	—279	3,200.00	2nd
Ed Oliver	74	68	69	69	—280	1,700.00	3rdT
Fred Haas Jr.	67	71	71	71	—280	1,700.00	3rdT
Shelley Mayfield	71	70	70	69	—280	1,700.00	3rdT
Ted Kroll	70	73	68	69	—280	1,700.00	3rdT
Billy Maxwell	71	71	71	68	—281	*	7thT
Bud Holscher	70	70	73	68	—281	1,050.00	7thT
Paul McGuire	73	69	71	68	—281	1,050.00	7thT
Bill Nary	68	72	72	70	—282	850.00	10thT
Walter Burkemo	69	72	76	65	—282	850.00	10thT
Jack Fleck	71	71	75	66	—283	677.50	12thT
Chandler Harper	71	69	73	70	—283	677.50	12thT
Tommy Bolt	70	72	70	71	—283	677.50	12thT
Wally Ulrich	72	69	75	67	—283	677.50	12thT
Jim Turnesa	70	69	75	70	—284	565.00	16thT
Bob Rosburg	70	72	70	72	—284	565.00	16thT
Rex Baker, Jr. (a)	70	73	71	71	—285		18thT
John Weitzel	69	72	71	73	—285	505.00	18thT
Roberto de Vicenzo	72	73	69	71	—285	505.00	18thT
Elroy Marti	70	73	72	71	—286	430.00	21stT
Bob Kay	72	71	75	68	—286	430.00	21stT
Doug Ford	72	70	73	71	—286	430.00	21stT
Art Doering	74	71	70	72	—287	360.00	24thT
Lew Worsham	76	68	71	72	—287	360.00	24thT
Loddie Kempa	73	73	70	72	—288	251.11	26thT
Marty Furgol	69	75	73	71	—288	251.11	26thT
Dick McCreary (a)	74	71	72	71	—288		26thT
Bob Duden	71	73	70	74	—288	251.11	26thT
Earl Stewart, Jr.	71	73	72	72	—288	251.11	26thT
Felice Torza	69	74	73	72	—288	251.11	26thT
Bob Toski	74	72	72	70	—288	251.11	26thT
Michael Homa	72	76	71	69	—288	251.11	26thT
Jack Burke, Jr.	71	76	71	70	—288	251.11	26thT
John Barnum	70	70	76	72	—288	251.11	26thT
Fred Hawkins	73	72	71	73	—289	135.00	36thT
John Palmer	72	72	71	74	—289	135.00	36thT
Jack Mann	76	69	74	70	—289	135.00	36thT
Ed Furgol	73	72	76	68	—289	135.00	36thT
Max Evans	73	68	76	72	—289	135.00	36thT
Peter Thomson	72	73	71	73	—289	135.00	36thT
Bill Trombley	75	74	69	71	—289	135.00	36thT
Al Besselink	69	73	72	75	—289	135.00	36thT
Joe Moore	69	74	74	73	—290		44thT
Jim Ferrier	71	76	72	71	—290		44thT
Chick Harbert	72	75	71	73	—291		46thT
Rudy Horvath	74	75	73	69	—291		46thT
Leland Gibson	70	78	74	69	—291		46thT
Bob Crow	72	74	74	71	—291		46thT
J.D. Brown	72	77	71	71	—291		46thT
Lloyd Mangrum	73	67	76	75	—291		46thT
Milton Marusic	71	77	73	71	—292		52ndT
Bob Moncrief (a)	74	70	75	73	—292		52ndT
Bill Ogden	71	71	77	73	—292		52ndT
Jack Sellman (a)	74	71	74	73	—292		52ndT
Henry Ransom	73	71	74	75	—293		56thT
Al Brosch	72	74	76	71	—293		56thT
Jerry Barber	73	77	72	71	—293		56thT
Bob Inman	75	74	73	72	—294		59thT
J.C. Hardwicke	74	69	75	76	—294		59thT
Jimmy Demaret	74	75	73	72	—294		59thT
Glenn Teal	73	76	73	72	—294		59thT
Vic Ghezzi	72	73	75	74	—294		59thT
Wes Ellis	72	77	75	71	—295		64th
Al Mengert	78	70	74	74	—296		65th
Howie Johnson (a)	75	77	74	71	—297		66th
Harry Todd	76	69	74	79	—298		67thT
Chuck Klein	72	75	75	76	—298		67thT
Michael Fetchick	74	75	73	78	—300		69th
Don Addington (a)	74	75	77	75	—301		70th
Richard Patton (a)	74	76	78	77	—305		71st
Art Nelson (a)	79	76	78	82	—315		72nd
Frank Stranahan (a)	74	82	75	WD			73rd

* ineligible for purse (a) denotes amateur

54-HOLE CUT

Player	R1	R2	R3	Total
Bob Grant	70	75	78	—223
Mike Souchak	76	70	77	—223
Jay Hebert	72	77	74	—223
Jim Browning	73	75	75	—223
Jackson Bradley	77	71	75	—223
Henry Williams, Jr.	72	77	75	—224
Ivan Sicks	76	74	74	—224
Buster Reed	75	75	74	—224
Jim Coleman	75	74	75	—224
Leo Biagetti	75	74	76	—225
Dick Knight	76	74	75	—225
Bill Ezinicki	69	81	76	—226
Ansel Snow	74	74	78	—226
Stan Dudas	74	76	78	—228
Hans Merrell	74	76	78	—228
Donald Shock	71	79	79	—229
Ralph Blomquist	74	76	79	—229
John Henrich	70	79	82	—231
Jack Harden	72	73	DQ	
Ray Gafford	76	74	DQ	
Julius Boros	77	73	WD	

36-HOLE CUT

Player	R1	R2	Total
J.T. Hammett	75	76	—151
Tom Tyson	76	75	—151
Art Wall	75	76	—151
Lou Esposito	76	75	—151
John Serafin	76	75	—151
Gil Cavanaugh	76	75	—151
Toby Lyons	73	79	—152
Ed Carpenter	75	77	—152
John Overturf	79	73	—152
Buster Cupit	76	76	—152
Tod Menefee	80	72	—152
Tom Burke, Jr.	77	76	—153
Murray Tucker	76	77	—153
Bob Carmen	75	78	—153
Denny Schute	73	80	—153
Chuck Scally	81	72	—153
Willie Polumbo	77	76	—153
Dick Mayer	80	73	—153
Al McMichael	76	78	—154
Frank Clark	76	78	—154
Mike Kundrat	73	81	—154
Robert Dean	74	80	—154
Otto Greiner	78	76	—154
Jerry Kesselring	75	79	—154
Lionel Hebert	77	77	—154
Harold Williams	77	78	—155
E.B. McElmurray	74	81	—155
Eldon Briggs	78	78	—156
Charles Bassler	78	78	—156
J.B. Hutchens	80	77	—157
Al Balding	81	76	—157
Dudley Bell	78	79	—157
Horton Smith	78	79	—157
Milton Demaret	81	77	—158
Michael Krak	76	82	—158
John Dalrymple	76	83	—159
J.L. Knipe	78	81	—159
J.W. Finney (a)	85	75	—160
Dick Forester	84	76	—160
Jimmy Clark	74	86	—160
Pete Hessemer (a)	80	81	—161
Chet Warner	84	82	—166
Butch Krueger	83	84	—167
Fred Wampler	70	DQ	
Warren Smith Jr.	70	DQ	
Jim Jimenez	73	DQ	
George McCall	75	WD	
Billy Capps	76	DQ	
Bob Shultz	78	DQ	
Bo Wininger	78	DQ	
Duffy Martin	78	WD	
Jack Bell	78	WD	
E.R. Jacobson	79	DQ	
Arnold Koehler	79	DQ	
Al Escalente	83	DQ	
Jack Smith	WD		
Roy Schneider	WD		
Jim Walkup	WD		
Dutch Harrison	WD		
Nat Johnson	DQ		
Ben Saul	DQ		
George Getchell	DQ		
Jim Simpson	DQ		
Mike DeMassey	DQ		
Phil Greenwald	DQ		

Jim Turnesa had a hole-in-one during this tournament on the 237-yard 7th hole.

1953
HOUSTON OPEN

MEMORIAL PARK GOLF COURSE
HOUSTON, TEXAS • FEBRUARY 26 - MARCH 2, 1953

SUMMARY

First Round:
Cary Middlecoff and Al Besselink shot 5-under-par to take a 2-shot lead.

Second Round:
Middlecoff and Mike Homa shared the lead at 5-under-par 139, 2 shots ahead of the field.

Third Round:
Middlecoff shot 72 for a 5-under-par 211 and a 1 shot lead over Shelley Mayfield and Bill Nary

Weather:
Official Tour records were not kept.

CHAMPION

CARY MIDDLECOFF

Purse: $20,000
Par: 36-36—72
Yards: 7,212
Cut: 92 players at 8-over-par-152 after 36 holes, 75 players at 9-over-par 225 after 54 holes

TOURNAMENT RESULTS

Player	R1	R2	R3	R4	Total	Money	Place
Cary Middlecoff	76	72	72	72	—283	$4,000.00	1st•
Bill Nary	70	71	71	71	—283	1,100.00	2ndT
Earl Stewart, Jr.	73	71	69	70	—283	1,200.00	2ndT
Shelley Mayfield	71	71	70	71	—283	1,950.00	2ndT
Jim Ferrier	69	72	72	70	—283	1,950.00	2ndT
Al Brosch	74	71	69	70	—284	950.00	6thT
Sam Snead	71	71	73	69	—284	950.00	6thT
Jack Burke, Jr.	74	72	74	66	—286	750.00	8thT
Tommy Bolt	73	73	70	70	—286	750.00	8thT
Michael Homa	70	69	74	74	—287	542.00	10thT
Jerry Barber	76	75	69	67	—287	542.00	10thT
Walter Burkemo	73	75	67	72	—287	542.00	10thT
Roberto de Vicenzo	74	71	73	69	—287	542.00	10thT
Lew Worsham	75	70	72	70	—287	542.00	10thT
Bill Trombley	70	73	74	71	—288	410.00	15thT
Skee Riegel	72	72	72	72	—288	410.00	15thT
Marty Furgol	72	71	74	72	—289	285.00	17thT
Wally Ulrich	75	73	70	71	—289	285.00	17thT
Dick Mayer	72	72	72	73	—289	285.00	17thT
John Palmer	75	73	71	70	—289	285.00	17thT
Jimmy Demaret	75	72	73	69	—289	285.00	17thT
Bo Wininger	76	74	70	69	—289	285.00	17thT
Fred Haas Jr.	73	71	74	72	—290	170.00	23rdT
Art Doering	72	70	74	74	—290	170.00	23rdT
Lloyd Mangrum	75	72	71	72	—290	170.00	23rdT
Bill Ogden	74	71	71	74	—290	170.00	23rdT
Ed Furgol	71	74	72	73	—290	170.00	23rdT
John Barnum	75	70	73	73	—291	110.00	28thT
Julius Boros	75	72	72	72	—291	110.00	28thT
Joe Kirkwood Jr.	71	75	74	71	—291	110.00	28thT
Bob Inman	74	69	74	75	—292		31stT
Lionel Hebert	75	74	73	70	—292		31stT
Doug Ford	75	73	72	72	—292		31stT
Charles Harter	75	73	73	71	—292		31stT
Jackson Bradley	71	71	78	72	—292		31stT
John Weitzel	74	73	72	73	—292		31stT
Al Besselink	67	74	74	77	—292		31stT
Ed Oliver	75	74	75	68	—292		31stT
Jay Hebert	76	75	71	71	—293		39thT
Mike Souchak	75	71	73	74	—293		39thT
Elroy Marti	76	71	74	73	—294		41stT
Chandler Harper	74	77	69	74	—294		41stT
Fred Hawkins	74	74	72	74	—294		41stT
Jimmy Clark	75	73	71	75	—294		41stT
Horton Smith	76	72	72	74	—294		41stT
Dutch Harrison	72	72	75	75	—294		41stT
Max Evans	74	75	73	73	—295		47thT
Henry Williams, Jr.	73	73	76	73	—295		47thT
Iverson Martin	75	73	76	71	—295		47thT
Frank Stranahan (a)	73	71	75	76	—295		47thT
Gil Cavanaugh	74	77	71	73	—295		47thT
Bob Toski	75	73	76	72	—296		52ndT
Howie Johnson (a)	74	75	76	71	—296		52ndT
Art Wall	73	74	74	75	—296		52ndT
Bob Duden	77	74	72	74	—297		55thT
Buck White	78	74	72	73	—297		55thT
Tony Holguin	74	74	75	74	—297		55thT
Glenn Teal	70	75	76	76	—297		55thT
Jim Coleman	77	73	74	73	—297		55thT
Harry Todd	72	75	76	74	—297		55thT
Milton Marusic	77	74	73	74	—298		61stT
Felice Torza	71	74	76	77	—298		61stT
Antonio Cerda	74	75	75	75	—299		63rd
Doug Higgins	71	79	73	77	—300		64thT
Bill Markham	77	74	72	77	—300		64thT
Fred Wampler	73	75	76	76	—300		64thT
Dave Douglas	75	76	73	76	—300		64thT
Leo Biagetti	79	72	73	77	—301		68th
Harry Dee	74	76	74	78	—302		69th
Dobie McDevitt (a)	70	72	75	77	—304		70th
George McCall (a)	75	77	83	72	—307		71st
Dick Collard (a)	78	74	81	81	—314		72nd
Pete Fleming	73	73	75	WD			73rdT
Chuck Klein	73	75	76	WD			73rdT
Tyrrell Garth (a)	73	79	80	WD			73rdT

(•Middlecoff won five-way playoff, 69 to 71's for Mayfield & Ferrier, 72 for Stewart and 75 for Nary.)

(a) denotes amateur

54-HOLE CUT

Player	R1	R2	R3	Total
J.D. Brown	77	75	74	—226
Jim Turnesa	72	77	77	—226
Fred Gronauer	71	76	79	—226
J.T. Hammett	77	75	74	—226
Babe Lichardus	77	73	76	—226
Mike Pavella	76	76	74	—226
Matt Moore	74	76	76	—226
Henry Castillo	76	75	76	—227
George Griffin	73	77	77	—227
Larry Tomasino	77	73	77	—227
Leland Gibson	77	75	75	—227
Paul McGuire	76	75	76	—227
Joe Moore	77	74	78	—229
Ivan Hicks	77	72	80	—229
Mike DeMassey	76	76	77	—229
Bob Crow	74	76	DQ	
Jack Harden	81	70	DQ	

36-HOLE CUT

Player	R1	R2	Total
Dale Morey	77	76	—153
Herman Coelho	76	77	—153
Ken Lawson	76	77	—153
Ted Kroll	75	78	—153
Carl Gustafson	75	83	—153
Robert Kiersky	75	78	—153
Chuck Scally	78	76	—154
Willie Goggin	79	75	—154
Pat Fletcher	79	75	—154
Les Kennedy	79	75	—154
E.R. Jacobson	75	79	—154
J.C. Hardwicke	77	77	—154
Roland Harper	76	78	—154
Al Zimmerman	77	77	—154
Dick Shoemaker	76	78	—154
John Henrich	76	79	—155
Toby Lyons	76	79	—155
Vic Ghezzi	78	77	—155
J.B. Hutchens	79	76	—155
Ed Griffiths	79	76	—155
B. Porterfield	76	79	—155
Ernest Fortner	80	76	—156
Jack Kay	75	81	—156
Rudy Horvath	81	75	—156
Steve Doctor	80	76	—156
Ben Roman	77	79	—156
Sam Schneider	76	80	—156
Donald Shock	77	79	—156
Bill Dill	77	79	—156
Loddie Kempa	77	80	—157
Ray Gafford	78	79	—157
Buck Luce	81	77	—158
Sammy Speer	78	80	—158
Dudley Bell	76	82	—158
Bob Moncrief	85	74	—159
John Garrett	79	80	—159
Billy Capps	80	80	—160
Bud Hale	79	81	—160
Frank King	80	80	—160
Nat Johnson	81	82	—163
Ray Bruce	86	87	—173
Henry Ransom	72	WD	
Clayton Heafner	76	DQ	
Pat Conn	77	DQ	
Bob Harris	78	WD	
Frank Newell, Jr.	78	DQ	
Jim Simpson	80	DQ	
Dick McCreary	80	DQ	
Tom Tyson	81	WD	
Jim Brizolara	86	WD	
George Keyes	DQ		
Dick Forester	DQ		
George Getchell	DQ		
John Platt	DQ		
Sid Frink	DQ		
Dan Dickson	DQ		
Ed Carpenter	WD		
C.L. Spence	WD		

Cary Middlecoff holds the record for the highest winning score in a Houston PGA Tour event at 283.

1952
HOUSTON OPEN

MEMORIAL PARK GOLF COURSE
HOUSTON, TEXAS • FEBRUARY 21 - 24, 1952

SUMMARY

First Round:
Earl Stewart and Jerry Barber shot 4-under-par 68 to share the lead.

Second Round:
Jack Burke, Jr. shot 67 for an 8-under-par 136 and a 2-shot lead over Jack Burke, Jr.

Third Round:
Burke fired a 69 for an 11-under-par 205 and a 5-shot lead over Oliver.

Weather:
Official Tour records were not kept.

CHAMPION

JACK BURKE, JR.

Purse: $10,000
Par: 36-36—72
Yards: 7,212
Cut: 69 players at 6-over-par-150

TOURNAMENT RESULTS

Player	R1	R2	R3	R4	Total	Money	Place
Jack Burke, Jr.	69	67	69	72	—277	$2,000.00	1st
Frank Stranahan (a)	73	66	73	71	—283		2nd
John Barnum	71	72	69	73	—285	1,080.00	3rdT
Earl Stewart	68	72	74	71	—285	1,080.00	3rdT
Ed Oliver	70	68	72	75	—285	1,080.00	3rdT
Fred Haas Jr.	70	74	70	72	—286	700.00	6th
Cary Middlecoff	73	71	70	73	—287	550.00	7thT
Walter Burkemo	73	71	73	70	—287	550.00	7thT
Dave Douglas	73	72	72	72	—289	390.00	9thT
Bill Nary	71	71	78	69	—289	390.00	9thT
Ted Kroll	73	74	72	71	—290	270.00	11thT
Jim Ferrier	71	71	75	73	—290	270.00	11thT
Doug Ford	74	70	74	73	—291	180.00	13thT
Jimmy Demaret	73	72	73	73	—291	180.00	13thT
Marty Furgol	76	70	73	72	—291	180.00	13thT
Jerry Barber	68	74	74	76	—292	150.00	16th
Horton Smith	72	75	72	74	—293	135.00	17thT
Tommy Bolt	72	73	72	76	—293	135.00	17thT
Bob Gajda	72	74	75	73	—294	105.00	19thT
Henry Williams	72	75	75	72	—294	105.00	19thT
Herman Coelho	74	69	74	77	—294	105.00	19thT
Elroy Marti, Sr.	72	75	75	72	—294	105.00	19thT
George Buck	72	72	75	76	—295	70.00	23rdT
Fred Hawkins	72	73	76	74	—295	70.00	23rdT
Ivan Sicks	75	73	74	73	—295	70.00	23rdT
Henry Ransom	74	71	77	74	—296	10.00	26thT
Felice Torza	73	72	75	76	—296	10.00	26thT
Loddie Kempa	71	74	78	73	—296	10.00	26thT
Johnny Palmer	77	73	70	76	—296	10.00	26thT
Fred Wampler	72	75	75	74	—296	10.00	26thT
Bob Kay	72	76	73	76	—297		31stT
Johnny Revolta	70	75	77	75	—297		31stT
Jack Mann	71	76	75	75	—297		31stT
Dick Mayer	74	74	74	75	—297		31stT
Frank Champ	74	73	78	72	—297		31stT
Otto Greiner	75	75	76	72	—298		36thT
Billy Maxwell (a)	77	73	75	73	—298		36thT
Toby Lyons	74	76	75	73	—298		36thT
Charles Harter	73	74	74	77	—298		36thT
Mike Barbato	79	71	74	75	—299		40thT
Andy Anderson	73	75	73	78	—299		40thT
Art Doering	80	70	73	76	—299		40thT
Lew Worsham	75	71	76	77	—299		40thT
Chuck Klein	74	75	78	72	—299		40thT
Stanley Horne	69	77	75	78	—299		40thT
Jim Simpson	71	77	77	74	—299		40thT
Jim Deal	75	72	73	80	—300		47thT
Boots Porterfield	75	72	77	76	—300		47thT
Jack Shields	77	73	75	77	—302		49thT
Lionel Hebert	76	74	78	74	—302		49thT
Ivan Gantz	69	78	77	78	—302		49thT
Jimmy Clark	78	72	74	78	—302		49thT
W.A. Stackhouse	74	73	79	78	—304		53rdT
Chuck Scally	73	77	79	75	—304		53rdT
W. Larseingue (a)	73	77	79	75	—304		53rdT
Emil Colmenares (a)	72	77	80	76	—305		56thT
Howie Johnson (a)	74	75	77	79	—305		56thT
Sam Reynolds (a)	75	72	79	80	—306		58th
J.C. Hardwicke	75	74	82	78	—309		59th
Dave Marr (a)	75	75	80	84	—314		60th
Al Zimmerman	71	77	77	WD			61stT
Bud Williamson	72	77	78	WD			61stT
Mike DeMassey	74	76	77	WD			61stT
Bud Timbrook	72	75	80	WD			61stT
Bob Watson	73	77	79	WD			61stT
Vic Ghezzi	72	76	78	WD			61stT
Al Brosch	72	75	WD				66thT
Julius Boros	72	77	WD				66thT
Art Wall	74	76	WD				66thT
Dale Morey (a)	73	77	WD				66thT

(a) denotes amateur

36-HOLE CUT

Player	R1	R2	Total
Buster Cupit	75	76	—151
Ed Furgol	74	77	—151
Walter Romans	72	79	—151
Bob Toski	80	71	—151
Bobby Reigel (a)	72	79	—151
Frank Stiedie	76	75	—151
Spiz Berg (a)	76	75	—151
Shelley Mayfield	76	75	—151
Milton Marusic	76	75	—151
Ray Hill	73	78	—151
Luca Barbato	77	75	—152
Murray Tucker	72	80	—152
Steve Doctor	74	78	—152
C.L. Spence	76	76	—152
George Keyes	74	78	—152
Les Kennedy	72	80	—152
Bill Ogden	75	77	—152
Joe Taylor	74	78	—152
Joe Stieger	75	77	—152
Iverson Martin	76	76	—152
Bob Duden	73	80	—153
Vernon Smith (a)	76	77	—153
Max Evans	76	77	—153
Harry Todd	77	76	—153
Bob Crow	78	75	—153
Ernest Fortner	73	80	—153
Terrell Garth (a)	77	76	—153
Abe Beckman	75	79	—154
Ed Carpenter	76	78	—154
Jim Ireland	74	80	—154
Frank Stuhler	78	76	—154
Jay Hebert	73	81	—154
Cecil Harris	75	79	—154
Roland Harper	78	76	—154
Tony Barkovich	77	78	—155
Dudley Bell	77	78	—155
Tod Menefee	75	80	—155
Wally Bradley (a)	78	77	—155
J.D. Brown	75	80	—155
Gil Cavanaugh	81	74	—155
Carl Gustafson	78	77	—155
David Goldman (a)	78	77	—155
Jackson Bradley	77	79	—156
Bob Carren	77	79	—156
Harry Griesmer	77	79	—156
Bob Unthank	77	79	—156
Larry Glosser	79	77	—156
Joe Turnesa	77	79	—156
Jack Sellman (a)	77	79	—156
Michael Homa	75	81	—156
J.B. Hutchens	76	81	—157
Chuck Dupree	76	81	—157
Bud Ecton	78	79	—157
John Fields (a)	79	79	—158
Hord Hardin (a)	78	80	—158
Butch Krueger	72	86	—158
Joe Moore	76	83	—159
Jack Delmar (a)	77	74	—161
Ken Lawson (a)	80	81	—161
C.A. DeWees	83	79	—162
Roy Priest (a)	82	81	—163
Dick Forester	81	82	—163
Bobby Seamaan (a)	83	81	—164
Lee Mackey	74	WD	
Homer Widener	75	WD	
A. H. Corbin (a)	78	WD	
Nat Johnson	79	WD	
Skee Riegel	79	WD	
Leonard Warren	80	WD	
Sam Schneider	80	WD	
Dick McCreary (a)	80	WD	
Jimmy Thomson	80	WD	
Palmer Lawrence	81	WD	
Walter Oichon	DQ		
Mike Dietz	DQ		
Michael Fetchick	DQ		
Fred Bedford	DQ		
Jack Helm	DQ		
Aubrey Wolf	DQ		

Jack Burke, Jr. holds the record for the largest margin of victory at 6 shots.

1951
HOUSTON OPEN

MEMORIAL PARK GOLF COURSE
HOUSTON, TEXAS • FEBRUARY 22 - 25, 1951

SUMMARY

First Round:
Jimmy Clark shot an 8-under-par 64 to lead Jim Deal by 1 shot.

Second Round:
Ed Oliver's 66 for a 10-under-par 134 gave him a 1-shot lead over Deal.

Third Round:
Lew Worsham shot 70 for 9-under-par 207 and a 1-shot lead over Marty Furgol.

Weather:
Official Tour records were not kept.

CHAMPION

MARTY FURGOL

Purse: $10,000

Par: 36-36—72

Yards: 7,212

Cut: 73 players at 2-over-par-146

TOURNAMENT RESULTS

Player	R1	R2	R3	R4	Total	Money	Place
Marty Furgol	69	67	72	69	277	$2,000.00	1st
Jack Burke, Jr.	69	69	71	69	278	1,000.00	2nd
Ed Oliver	68	66	77	68	279	1,000.00	3rd
Shelley Mayfield	71	73	70	66	280	800.00	4th
Glenn Teal	69	68	73	71	281	606.66	5thT
Lloyd Mangrum	70	72	69	70	281	606.66	5thT
Lew Worsham	69	68	70	74	281	606.66	5thT
Henry Ransom	67	69	73	73	282	415.00	8thT
Dutch Harrison	69	69	72	72	282	415.00	8thT
Ed Furgol	68	71	73	71	283	287.50	10thT
Jim Ferrier	70	68	73	72	283	287.50	10thT
Ted Kroll	70	71	73	69	283	287.50	10thT
John Weitzel	68	68	73	74	283	287.50	10thT
Bill Nary	69	70	74	71	284	210.00	14th
Jim Turnesa	69	73	71	72	285	153.33	15thT
Fred Hawkins	69	70	71	75	285	153.33	15thT
Max Evans	66	73	75	71	285	153.33	15thT
Art Doering	76	67	72	71	286	66.00	18thT
Jay Hebert	72	69	75	70	286	66.00	18thT
John Revolta	69	69	77	71	286	66.00	18thT
Ray Hill	70	72	74	70	286	66.00	18thT
Fred Haas Jr.	73	69	71	73	286	66.00	18thT
Mike Homa	69	71	76	71	287		23rdT
Loddie Kempa	69	73	73	72	287		23rdT
Jimmy Clark	64	73	73	77	287		23rdT
Joe Kirkwood Jr.	70	74	72	71	287		23rdT
Dick McCreary (a)	67	71	74	75	287		23rdT
Leonard Dodson	71	73	72	72	288		28thT
Herman Coelho	71	72	70	75	288		28thT
Skee Riegel	70	71	71	76	288		28thT
Jerry Barber	71	70	72	76	289		31stT
Jack Sellman (a)	72	70	75	72	289		31stT
Elroy Marti, Sr.	71	71	74	73	289		31stT
Lawson Little	71	74	71	74	290		34thT
Jimmy Demaret	75	68	76	71	290		34thT
Johnny Palmer	71	71	74	74	290		34thT
Bob Toski	69	75	74	72	290		34thT
John Barnum	67	76	75	72	290		34thT
Al Brosch	70	71	75	74	290		34thT
Buddy Weaver (a)	73	73	77	67	290		34thT
Leland Gibson	74	72	73	72	291		41stT
Dick Mayer	70	74	73	74	291		41stT
Jim Deal	65	70	80	76	291		41stT
Larry Glosser	67	71	76	77	291		41stT
Joe Moore, Jr.	73	70	76	73	292		45thT
Jack Shields	70	76	73	73	292		45thT
Kyle Alford	72	74	73	74	293		47thT
Harry Todd	70	74	74	75	293		47thT
Wally Ulrich	70	76	73	74	293		47thT
Joe Brown	74	72	75	72	293		47thT
Horton Smith	69	73	76	76	294		51stT
Chuck Klein	69	70	78	77	294		51stT
Paul M. Weiler	74	71	74	76	295		53rdT
Al Zimmerman	67	75	76	77	295		53rdT
Jack Coyle (a)	70	71	77	77	295		53rdT
Harry Dee	76	70	73	76	295		53rdT
Jack Mann	75	68	80	73	296		57th
Mal Galletta (a)	75	73	75	75	298		58th
Eldon Briggs	74	70	84	71	299		59th
Andy Cusick	77	69	76	78	300		60th
Henry Timbrook Jr. (a)	73	74	74	80	301		61st
F.E. Ames	75	71	77	79	302		62nd
Norman Lewis (a)	76	73	79	77	305		63rd
Dick Patton (a)	73	76	80	77	306		64th
M.D. Meyer (a)	73	75	80	81	309		65th
Bob Duden	72	72	78	WD			66thT
Dobie McDevitt (a)	72	77	79	WD			66thT
Emil Colmenares (a)	73	76	81	WD			66thT
Jim Milward	72	74	74	WD			66thT
Lefty Stackhouse	74	72	79	WD			66thT
George Kinsman	72	73	WD				71stT
Chuck Scally	71	70	DQ				71stT
Tommy Bolt	68	70	WD				71stT

(a) denotes amateur

36-HOLE CUT

Player	R1	R2	Total
Gil Cavanaugh	72	75	147
Bob Gray	73	74	147
Steve Doctor	72	75	147
Stan Dudas	78	69	147
Bob Watson	72	75	147
Ernest Fortner	73	74	147
Chuck DePee	71	76	147
Jim Ireland	72	75	147
Dick Lundahl	76	71	147
Jimmy Thomson	72	76	148
Jim Simpson	74	74	148
Herman Kaiser	74	74	148
Sammy Speer	78	70	148
Buss Peele	77	71	148
Buck Luce	72	76	148
Erris Ball	73	75	148
Sam Schneider	73	76	149
Dick Collard	73	76	149
Ray Gafford	76	73	149
Paul McGuire	75	74	149
Hank Brancato	73	76	149
Ed Gauntt	75	74	149
Marshall Springer	73	74	149
Jack Delmar	77	73	150
Tom Burke, Jr.	76	74	150
Bert Parker	75	75	150
Andy Anderson	76	74	150
Don Fischesser	74	76	150
Dick Nauts	71	79	150
Leonard Warren	79	71	150
Morris Williams, Jr.	72	78	150
Luca Barbato	78	72	150
George Getchell	73	77	150
Bobby Reigel	77	74	151
Otto Greiner	76	75	151
Howie Johnson	74	77	151
Alvin Krueger	76	75	151
Butch Krueger	75	76	151
Marion Pfluger	71	80	151
Dick Lazor	75	76	151
Bill Matthews	73	79	152
Paul Porter	77	75	152
Ralph Sicks	74	79	153
Alfred Timbrook	73	80	153
Mike Barbato	79	74	153
J.B. Hutchens	77	76	153
Reese Alexander	78	76	154
Bob Hand	77	77	154
Al Norton	79	75	154
John Hare	79	76	155
Nat Johnson	76	79	155
Hord Hardin	79	77	156
C.L. Spence	81	75	156
Morgan Baker	77	80	157
Leroy Garrett	79	78	157
Horace Henry	79	78	157
E.L. Kluppel	80	77	157
Jackson Bradley	75	83	158
J.T. Yates	76	82	158
Chuck Shaeffer	77	81	158
Ray Ayles	71	78	159
Dean Lucarini	81	78	159
Aubrey Wolf	81	78	159
Bart Haltom	78	81	159
Frank Chilson	79	79	159
Jerry Stanford	75	85	160
Joe Balch	81	79	160
Buddy Griffin	81	80	161
Tommy Williams	83	81	164
Wallace Banks	78	86	164
Archie Davis	85	80	165
S.J. Mueller	83	88	171
Les Kennedy	73	WD	
Bob Richmond	74	WD	
B.Y. Rusche	74	WD	
Bob Carmen	74	WD	
Charles Bassler	75	WD	
Dudley Bell	75	WD	
Ansel Snow	76	WD	
Bob Crow	77	WD	
Dick Forester	78	WD	
Scott Edwards	79	WD	
Owen Richardson	79	WD	
Toney Mucci	80	WD	
Jerry Pepper	81	WD	
Bill Hillard	83	WD	
Jack Devilin	86	WD	
Roy Brian	86	WD	
Al Reese	100	WD	
Cary Middlecoff	WD		
Sid Danjean	DQ		
Billy Burke	DQ		
George Buck	DQ		
Pat Patton	DQ		
Willie Polumbo	DQ		
Dave Ritchie	DQ		
Henry Wray	DQ		

Amateur Al Reese posted the highest score in Houston's PGA event history to date — 100 in the first round.

1950
HOUSTON OPEN

BRAE-BURN COUNTRY CLUB
HOUSTON, TEXAS • FEBRUARY 23 - 26, 1950

SUMMARY

First Round:
Ed Furgol's 6-under-par 66 took a 2-shot lead over Harry Todd.

Second Round:
Cary Middlecoff shot 66 for a 7-under-par 137 and a 2-shot lead over Furgol.

Third Round:
Middlecoff shot 69 for a 10-under-par 206 and a 3-shot lead over Rod Munday.

Weather:
Official Tour records were not kept.

CHAMPION

CARY MIDDLECOFF

Purse: $10,000

Par: 36-36—72

Yards: 6,725

Cut: 73 players at 6-over-par 150

TOURNAMENT RESULTS

Player	R1	R2	R3	R4	Total	Money	Place
Cary Middlecoff	71	66	69	71	—277	$2,000.00	1st
Pete Cooper	72	68	71	69	—280	1,400.00	2nd
Jimmy Demaret	74	72	67	70	—283	1,000.00	3rd
Rod Munday	71	69	69	75	—284	700.00	4thT
Jim Ferrier	74	73	65	72	—284	700.00	4thT
Chandler Harper	74	68	69	73	—284	700.00	4thT
Jack Burke, Jr.	76	70	68	71	—285	520.00	7th
Leland Gibson	69	71	69	77	—286	348.00	8thT
Eric Monti	75	74	66	71	—286	348.00	8thT
John Barnum	76	71	68	71	—286	348.00	8thT
Jackson Bradley	75	71	69	71	—286	348.00	8thT
Ed Furgol	66	73	75	72	—286	348.00	8thT
Fred Hawkins	72	73	72	70	—287	195.00	13thT
Henry Ransom	74	71	70	72	—287	195.00	13thT
Clayton Heafner	69	73	68	77	—287	195.00	13thT
Ky Laffoon	70	71	73	73	—287	195.00	13thT
Fred Haas Jr.	73	73	72	70	—288	130.00	17th
Lew Worsham	71	73	73	72	—289	66.00	18thT
Jim Turnesa	76	69	73	71	—289	66.00	18thT
Otto Greiner	74	75	69	71	—289	66.00	18thT
Bob Watson	74	70	72	73	—289	66.00	18thT
John Palmer	74	73	72	70	—289	66.00	18thT
Wally Ulrich	74	72	71	73	—290		23rdT
Dick Metz	71	73	72	74	—290		23rdT
Harry Todd	68	73	77	73	—291		25thT
Paul O'Leary	70	74	73	74	—291		25thT
Dave Douglas	72	74	71	75	—292		27thT
Max Evans	73	71	73	75	—292		27thT
Bill Nary	69	75	71	77	—292		27thT
Doug Ford	73	76	70	73	—292		27thT
Marty Furgol	72	76	72	73	—293		31stT
Elroy Marti, Sr.	75	70	73	75	—293		31stT
Henry Williams	71	74	73	75	—293		31stT
Tommy Bolt	74	72	74	73	—293		31stT
Loddie Kempa	74	70	73	76	—293		31stT
Bob Gajda	77	71	70	76	—294		36thT
Ernie Tardiff (a)	72	74	72	76	—294		36thT
Stanley Horne	71	73	71	79	—294		36thT
Glenn Teal	70	75	73	77	—295		39thT
Bob Crow	73	70	71	81	—295		39thT
Ray Hill	73	76	70	76	—295		39thT
Bobby Riegel (a)	74	74	74	73	—295		39thT
Shelley Mayfield	74	75	74	73	—296		43rd
Eddie Howak	75	73	75	74	—297		44thT
Art Wall	78	70	75	74	—297		44thT
Jimmy Clark	72	74	77	74	—297		44thT
Gene Dahlbender	71	78	74	74	—297		44thT
Lawson Little	75	72	71	80	—298		48thT
Eddie Foy	71	75	75	77	—298		48thT
James Beardsley (a)	73	78	81	76	—298		48thT
Ed White (a)	75	73	77	74	—299		51stT
Dudley Bell	76	74	72	77	—299		51stT
Dick McCreary (a)	76	76	71	77	—300		53rd
Jack Sellman (a)	77	73	75	76	—301		54th
Jay Hebert	76	73	73	80	—302		55th
Vernon Smith (a)	79	73	76	75	—303		56th
Bobby Seamaan (a)	81	73	73	77	—304		57th
Terrell Garth (a)	79	77	74	75	—305		58th
Harold Mathisen	77	72	75	83	—307		59th
Chuck Hyatt (a)	78	74	82	86	—320		60th
Ed Kingsbury (a)	79	77	77	WD			61stT
Alvin Krueger	75	71	73	WD			61stT
Milon Marusic	77	72	76	WD			61stT
Dale Andreason	72	72	74	WD			61stT
Al Brosch	78	71	72	WD			61stT
Bill Shields (a)	74	77	74	WD			61stT
Bob Toski	73	72	78	WD			61stT
Ansel Snow	74	74	75	WD			61stT
Sam Schneider	79	71	75	WD			61stT
Jerry Barber	77	72	71	WD			61stT
Mal Galletta (a)	79	77	73	WD			61stT
Bill Markham (a)	77	79	WD				72ndT
Joe Brown	75	73	WD				72ndT

(a) denotes amateur

36-HOLE CUT

Player	R1	R2	Total
Harold Oatman	76	75	—151
Joe Moore	75	76	—151
Bud Williamson	72	79	—151
Manuel De La Torre	79	72	—151
Leo Biagetti	75	76	—151
Erris Ball	77	74	—151
Eldon Briggs	73	78	—151
Dick Shoemaker	77	74	—151
Ralph Blomquist	77	74	—151
Horton Smith	78	74	—152
Buddy Heckman	74	78	—152
Don Fischesser	75	77	—152
Chuck Klein	76	76	—152
Gil Cavanaugh	81	72	—153
Jim Milward	76	77	—153
Jack Harden	80	73	—153
Art Wadkins	76	77	—153
Ralph Bond	81	72	—153
Buck Luce	77	76	—153
Kyle Alford	78	75	—153
William Mathews	78	75	—153
Marshall Springer	77	77	—154
Abe Beckman	74	80	—154
Armand Farina	80	74	—154
Warren Smith Jr.	77	78	—155
Kenneth Wright	79	76	—155
Tom Talbot	79	76	—155
Ralph Lomell	77	78	—155
J.T. Hammett	81	74	—155
Milton Ward	76	79	—155
Luca Barbato	80	75	—155
Bart Haltom	78	78	—156
Felice Torza	82	74	—156
Owen Richardson	80	76	—156
Jules Hout	80	76	—156
Dick Nauts (a)	79	78	—157
Ernest Fortner	81	76	—157
Ed Peele	80	77	—157
Bill Davis	77	80	—157
Larourdes Klupped	77	81	—158
Jack R. Jones	80	78	—158
Mike Barbato	81	78	—159
Jim Deal	79	80	—159
Morris Norton	80	81	—161
Horace Henry (a)	83	78	—161
George Pierce (a)	81	80	—161
Harry H. Hall	83	79	—162
Dick Forester	83	79	—162
Ed Herron (a)	84	79	—163
Warren Orlick	83	81	—164
Sid Danjean	83	81	—164
Butch Krueger	80	86	—166
Jack Hutchinson	83	84	—167
Clyde Phillips (a)	88	80	—168
Gene Hill	85	86	—171
Joe Balch (a)	87	86	—173
Bobby Reigel	74	74	—295
George Stuhler	74	—WD	
Skip Alexander	78	—WD	
Howie Johnson (a)	78	—WD	
George Getchell	78	—WD	
Dalton Raiford	79	—WD	
Leonard Warren	79	—WD	
Robert Moers (a)	80	—WD	
Fred Annon	80	—WD	
Ray Ayles	81	—WD	
J.B. Hutchens	81	—WD	
Bob Moncrief (a)	82	—WD	
Bob Kivlin, Jr.	82	—WD	
J.J. Griffin	83	—WD	
Dean Lucarini	85	—WD	
Elmer Eberhardt	91	—WD	
Tony Barkovich	DQ	—no card	
R.E. Barnes	DQ	—no card	
Robie Williams	DQ	—no card	
Buck White (a)	DQ	—no card	
Walter Ambo	DQ	—no card	
Dave Ritchie (a)	DQ	—no card	
Ray Malain	DQ	—no card	
Ted Neist	DQ	—no card	
Charles Onoretta	DQ	—no card	
Aldor Jones	DQ	—no card	
Nat Johnson	DQ	—no card	
Al Smith	DQ	—no card	
Bunny Plummer	DQ	—no card	
Roy B. Wallin	DQ	—no card	
B.Y. Rusche	DQ	—no card	
Willard Gaskill	DQ	—no card	
Paul Kennedy (a)	DQ	—no card	
Jim Simpson (a)	DQ	—no card	
Leroy Garrett	DQ	—no card	
Jack Delmar (a)	DQ	—no card	
Jimmy Thomson	DQ	—no card	
Henry Timbrook Jr. (a)	DQ	—no card	

Glen Teral made a hole in one at the 185 yard 10th hole during this tournament.

1949
HOUSTON OPEN

PINE FOREST COUNTRY CLUB
HOUSTON, TEXAS • FEBRUARY 17 - 20, 1949

SUMMARY

First Round:
Jim Turnesa shot 6-under-par 66 to lead Johnny Palmer by a shot.

Second Round:
Cary Middlecoff shot a 64 for a 12-under-par 132 and a 2-shot lead over Palmer.

Third Round:
Middlecoff's 71 for a 13-under-par 203 was 2 shots ahead of Palmer.

Weather:
Official Tour records were not kept.

CHAMPION

JOHN PALMER

Purse: $10,000

Par: 36-36—72

Yards: 6,510

Cut: 69 players at 3-over-par-147

TOURNAMENT RESULTS

Player	R1	R2	R3	R4	Total	Money	Place
Johnny Palmer	67	67	71	67	—272	$2,000.00	1st
Cary Middlecoff	68	64	71	70	—273	1,400.00	2nd
Jim Turnesa	66	70	69	69	—274	1,000.00	3rd
Jim Ferrier	69	69	68	70	—276	750.00	4thT
Marty Furgol	69	69	69	69	—276	750.00	4thT
Dutch Harrison	68	70	69	70	—277	600.00	6th
Sam Snead	70	71	74	66	—281	520.00	7th
Lloyd Mangrum	71	68	72	72	—283	415.00	8thT
Skip Alexander	72	66	72	73	—283	415.00	8thT
Al Smith	70	69	74	71	—284	256.66	10thT
Horton Smith	71	71	71	71	—284	256.66	10thT
Clayton Heafner	73	72	69	70	—284	256.66	10thT
Bob Toski	69	73	75	67	—284	256.66	10thT
Bob Gajda	72	70	73	69	—284	256.66	10thT
Fred Haas Jr.	71	70	72	71	—284	256.66	10thT
Doug Ford (a)	69	72	72	72	—285		16thT
Bill Nary	71	73	72	73	—285	140.00	16thT
Frank Stranahan (a)	72	68	76	69	—285		16thT
Lew Worsham	70	72	70	73	—285	140.00	16thT
Les Kennedy	68	74	72	72	—286	82.50	20thT
Jack Harden	72	70	74	70	—286	82.50	20thT
Ted Kroll	73	74	69	70	—286	82.50	20thT
Dick Metz	71	73	70	72	—286	82.50	20thT
Henry Ransom	70	68	76	73	—287		24thT
Frank Champ	71	73	71	72	—287		24thT
George Fazio	72	71	72	72	—287		24thT
Dave Douglas	73	67	72	76	—288		27th
J.D. Brown	71	71	77	70	—289		28thT
Bob Rosburg (a)	72	74	71	72	—289		28thT
Jerry Barber	74	73	72	71	—290		30thT
Chandler Harper	69	70	76	75	—290		30thT
Eric Monti	69	74	75	73	—291		32ndT
Alvin Krueger	73	73	73	72	—291		32ndT
Ellsworth Vines	71	72	74	74	—291		32ndT
Max Evans	73	74	72	73	—292		35thT
Milon Marusic	71	73	72	76	—292		35thT
Clarence Doser	75	69	73	75	—292		35thT
Al Brosch	71	72	77	72	—292		35thT
Jackson Bradley	74	73	69	77	—293		39thT
Jim Milward	74	72	71	76	—293		39thT
Skee Riegel	73	71	77	72	—293		39thT
Harry Todd	74	72	73	74	—293		39thT
Maurice Walsh	70	77	74	73	—294		43rdT
Ray Gafford	73	74	74	73	—294		43rdT
Fred Hawkins	69	77	75	74	—295		45thT
Elroy Marti, Sr.	73	71	73	78	—295		45thT
Ken Bousfield	73	72	72	78	—295		45thT
Ned Cooper	76	70	73	77	—296		48thT
Wally Hardin	72	75	77	72	—296		48thT
R.E. Barnes	75	70	74	78	—297		50th
Frank Kiraly	74	71	77	77	—299		51stT
Jack Sellman	70	76	77	76	—299		51stT
Wally Ulrich	74	72	75	79	—300		53rdT
James Beardsley (a)	74	72	77	77	—300		53rdT
Angelo Petreglia	71	74	80	81	—306		54th
Ky Laffoon	71	75	72	WD			
Dale Andreason	74	73	72	WD			
Jimmy Thomson	73	74	73	WD			
Ed Oliver	72	72	77	WD			
Mike Dietz	70	77	74	WD			
Glenn Teal	74	73	74	WD			
Bud Williamson	73	74	78	WD			
Chick Harbert	71	73	WD				
Ted Neist	72	72	WD				
Bob Hamilton	68	76	WD				
Herman Kaiser	69	75	WD				
George Schoux	67	78	WD				
John Weitzel	72	74	WD				
Toney Penna	73	74	WD				

(a) denotes amateur

36-HOLE CUT

Player	R1	R2	Total
Otto Greiner	75	73	—148
Henry Kaiser	75	73	—148
Ernest Fortner	76	72	—148
George Schneiter	76	72	—148
Buck White	72	76	—148
Milton Ward	74	73	—148
Pat Fletcher	74	75	—149
Ed Furgol	74	75	—149
C.B. Mims	76	73	—149
Dick McCreary (a)	74	75	—149
Spiz Berg	71	78	—149
Harold Oatman	75	74	—149
Jim Anderson	74	75	—149
Leland Gibson	73	76	—149
Vic Ghezzi	73	77	—150
Eldon Briggs	71	79	—150
Ralph Bond	76	74	—150
Morgan Foltrell (a)	74	76	—150
Wilford Wehrle	75	76	—151
Leroy Mallory	76	75	—151
Todd Houck	74	77	—151
Dobie McDevitt (a)	76	75	—151
Rod Mubday	75	77	—152
George Buck	76	76	—152
Jack Delmar (a)	77	76	—153
Harvey Raynor	78	75	—153
Ed Peele	74	79	—153
Craig Wood	78	76	—154
Charles Bassler	77	77	—154
Bob Keith	79	75	—154
Dick Nauts (a)	75	79	—154
Bill Davis	79	76	—155
Dudley Bell	78	77	—155
C.L. Spence	76	79	—155
Butch Krueger	78	77	—155
Milton Demaret	77	79	—156
Warren Orlick	78	78	—156
Lawson Little	73	83	—156
L.J. Kluppel	79	77	—156
Jim Steiger	78	79	—157
B.Y. Rusche	79	79	—158
Ed Herron (a)	79	81	—160
Fritz Richards (a)	82	81	—163
Tommy Shannon	83	84	—167
Bobby Seamaan(a)	88	86	—174

Glen Teral had a hole-in-one during this tournament on the 185-yard 10th hole.

1947
TOURNAMENT OF CHAMPIONS

MEMORIAL PARK GOLF COURSE
HOUSTON, TEXAS • MAY 8 - 11, 1947

SUMMARY

First Round:
Lew Worsham and Jim Ferrier shot 3-under-par 69 to lead by one stroke over Ellsworth Vines, George Schoux, Fred Haas, Jr. and John Bulla.

Second Round:
Vines, Bobby Locke and Herman Kaiser shared the lead at 6-under-par 138.

Third Round:
Locke shot 70 for an 8-under-par 208 to lead Vines by a shot.

Weather:
Official Tour records were not kept.

CHAMPION

BOBBY LOCKE

Purse: $10,000
Par: 36-36—72
Yards: 7,421
Cut: 60 players at 159 (15 over par) after 36 holes; 53 players after 54 holes at 228 (12 over par)

TOURNAMENT RESULTS

Player	R1	R2	R3	R4	Total	Money	Place
Bobby Locke	71	67	70	69	277	$2,000.00	1st
Ellsworth Vines	70	68	71	73	282	1,200.00	2ndT
John Palmer	71	69	71	71	282	1,200.00	2ndT
Lew Worsham	69	71	73	71	284	800.00	4th
George Schoux	70	72	74	70	286	600.00	5thT
Herman Kaiser	71	67	78	70	286	600.00	5thT
Harry Todd	71	71	73	71	286	600.00	5thT
Skip Alexander	73	71	75	68	287	400.00	8thT
Jim Ferrier	69	72	69	77	287	400.00	8thT
Ben Hogan	72	72	71	72	287	400.00	8thT
Fred Haas Jr.	70	72	75	72	289	280.00	11thT
Lloyd Watkins	74	73	71	71	289	280.00	11thT
George Fazio	71	74	70	75	290	205.00	13thT
John Bulla	70	74	72	74	290	205.00	13thT
Ed White (a)	72	72	74	73	291		15th
Buck Luce	73	70	75	74	292	146.00	16thT
Herman Barron	75	73	75	69	292	146.00	16thT
Jimmy Demaret	75	71	70	76	292	146.00	16thT
Cary Middlecoff	75	74	70	73	292	146.00	16thT
Frank Champ	72	74	74	72	292	146.00	16thT
Lloyd Mangrum	74	72	73	74	293	100.00	21st
Tommy Wright	75	69	77	73	294		22nd
Elroy Marti	73	76	72	73	296		23rdT
Tony Holguin	74	73	76	73	296		23rdT
Ky Laffoon	73	74	76	73	296		23rdT
Toney Penna	77	76	75	69	297		26th
George Schneiter	73	76	74	77	300		27th
Jack Cameron (a)	78	75	73	75	301		28th
Jack Sellman (a)	75	76	76	75	302		29th
Milton Demaret	79	78	74	73	304		30thT
Horace Henry (a)	74	77	73	80	304		30thT
Gil Cavanaugh (a)	76	78	78	73	305		32ndT
Dick McCreary (a)	75	75	76	79	305		32ndT
Ed Herron (a)	76	77	72	80	305		32ndT
Terrell Garth (a)	72	75	79	79	305		32ndT
Milton Ward	74	79	78	74	305		32ndT
Abe Beckman	84	76	68	78	306		37th
John Howard (a)	74	72	79	82	307		38thT
Dave Ritchie (a)	77	77	77	77	308		39th
W.A. Stackhouse	76	78	74	81	309		40thT
L.L. Hoffpauir	79	78	77	75	309		40thT
Spiz Berg (a)	77	77	78	79	311		42nd
E.R. Jacobson	80	76	80	76	312		43rd
Tommy Neal (a)	78	76	79	80	313		44thT
Walter Gilliam	73	80	76	84	313		44thT
Dudley Bell	78	76	80	79	313		44thT
Sammy Speer	73	80	78	82	313		44thT
Leroy Garrett	77	82	77	81	317		48th
Dallas Webb	84	79	77	78	318		49thT
Tom Burke, Jr. (a)	80	79	80	70	318		49thT
Dick Nauts (a)	82	80	82	79	323		51stT
C.L. Spence	83	80	78	82	323		51stT
Jack Farrar	73	82	82	88	325		53rd

(a) denotes amateur

54-HOLE CUT

Player	R1	R2	R3	Total
Bobby Reigel (a)	75	77	77	229
Iverson Martin	76	77	76	229
Glen Gray	75	80	79	234
Happy Lenz	76	84	82	242
Jack Glauser (a)	83	80	82	245
Bobby Seamaan	79	81	87	247
Jimmy Clark	71	73	WD	

36-HOLE CUT

Player	R1	R2	Total
Royal Hagan (a)	79	81	160
Dick Forester	78	83	161
Ed Kingsbury (a)	74	89	163
Clyde Phillips (a)	81	83	164
Jack Delmar (a)	85	81	166
Butch Krueger	83	84	167
H.C. McLendon	84	84	168
Willard Nesmith (a)	81	87	168
Vic Ghezzi	78	DQ	
Howard Creel (a)	78		
Mike DiCesaro (a)	81		
Earl Neal (a)	81		
Lewis Nash	81		
George Lewis Jr. (a)	82		
Whitey Sturman (a)	83		
George O'Leary (a)	87		

Amateurs were allowed to compete 72 holes.

1946
TOURNAMENT OF CHAMPIONS

RIVER OAKS COUNTRY CLUB
HOUSTON, TEXAS • MAY 9 - 12, 1946

SUMMARY

First Round:
Ben Hogan and Lloyd Mangrum shot 4-under-par 67 to take a 1-shot lead over Jimmy Demaret.

Second Round:
Amateur Frank Stranahan shot 68 for a 5-under-par 137 and a 2-shot lead over Byron Nelson and Hogan.

Third Round:
Nelson shot 67 for a 7-under-par 206 and a 2-shot lead over Hogan.

Weather:
Official Tour records were not kept.

CHAMPION

BYRON NELSON

Purse: $10,000
Par: 35-36--71
Yards: 6,588
Cut: No cut

TOURNAMENT RESULTS

Player	R1	R2	R3	R4	Total	Money	Place
Byron Nelson	70	69	67	68	—274	$2,000.00	1st
Ben Hogan	67	72	69	68	—276	1,400.00	2ndT
Sam Snead	69	74	66	70	—279	1,000.00	3rd
Vic Ghezzi	74	69	68	70	—281	800.00	4th
Lloyd Mangrum	67	73	71	72	—283	650.00	5thT
Dick Metz	74	69	68	72	—283	650.00	5thT
Jimmy Demaret	68	74	70	72	—284	450.00	7thT
Fred Haas Jr.	69	71	73	71	—284	450.00	7thT
Dutch Harrison	75	67	70	72	—284	450.00	7thT
Ky Laffoon	71	72	73	69	—285	350.00	10th
Henry Ransom	70	76	70	70	—286	280.00	11thT
Herman Kaiser	69	73	70	74	—286	280.00	11thT
Jimmy Hines	76	71	70	71	—288	205.00	13thT
Clayton Heafner	73	73	72	70	—288	205.00	13thT
Ray Mangrum	74	74	72	69	—289	152.50	15thT
John Bulla	73	72	68	76	—289	152.50	15thT
Toney Penna	70	75	69	75	—289	152.50	15thT
Harry Todd	69	73	70	77	—289	152.50	15thT
Bob Hamilton	72	80	68	70	—290	73.33	19thT
Harold McSpaden	73	71	73	73	—290	73.33	19thT
George Schneiter	72	76	70	72	—290	73.33	19thT
Ellsworth Vines	71	73	72	75	—291		22ndT
Sam Schneider	72	70	76	73	—291		22ndT
Howard Creel (a)	76	74	74	67	—291		22ndT
Elroy Marti	72	74	72	74	—292		25th
Jim Ferrier	74	71	77	72	—294		26thT
Frank Stranahan (a)	69	68	80	77	—294		26thT
Terrell Garth (a)	72	75	70	78	—295		28th
Jimmy Thomson	74	76	75	71	—296		29thT
Ed Tyer (a)	71	79	73	73	—296		29thT
Bobby Reigel (a)	70	73	75	81	—299		31st
Ed Herron (a)	74	77	74	75	—300		32ndT
Milton Demaret	76	74	71	79	—300		32ndT
Joe Moore (a)	77	76	72	76	—301		34th
Ray Maddon, Jr. (a)	74	74	76	80	—304		35th
Charles Campbell (a)	73	83	77	79	—312		36th
Dick Nauts (a)	74	80	82	79	—315		37th
Jack Burke, Jr.	70	77	75				38th
Leroy Brennan	77	80					39th

(a) denotes amateur

36-HOLE CUT

No cut was made.

This tournament marked the beginning of most consecutive cuts made by a player in Houston PGA events - Jimmy Demaret (17).

Shell Houston Open
Player Records
1946 thru 2008

Aaron, Tommy (71.70)

Year	1st	2nd	3rd	4th	Total	Finish	Money
1961	76	72	72		220	Cut	$0.00
1962	76	72	71	73	292	T61	$150.00
1963	64	73	69	71	277	T7	$1,825.00
1964	71	71	71	70	283	T9	$1,569.05
1966	75	75			150	Cut	$0.00
1967	74	72	70	73	289	T25	$905.62
1968	73	67	70	69	279	T5	$4,050.00
1970	70	74	70	76	290	T26	$880.00
1971	71	73	69	73	286	T16	$1,937.50
1972	73	69	69	69	280	T2	$9,666.67
1973	80	69	70	79	298	T71	$313.00
1974	69	73	69	73	284	T19	$1,553.57
1975	70	71	74	68	283	T12	$2,571.43
1976	73	75			148	Cut	$0.00
1977	74	71	75	71	291	T52	$465.00
1978	71	71	71	72	285	T54	$440.00
1979	71	70	73	68	282	T51	$715.50
					Total		$27,042.34

Abendroth, John (73.50)

Year	1st	2nd	3rd	4th	Total	Finish	Money
1977	77	70			147	Cut	$0.00
					Total		$0.00

Acosta Jr, Joe (75.75)

Year	1st	2nd	3rd	4th	Total	Finish	Money
1995	72	79			151	Cut	$0.00
1996	75	77			152	Cut	$0.00
					Total		$0.00

Acton, Ric (75.50)

Year	1st	2nd	3rd	4th	Total	Finish	Money
1974	77	74			151	Cut	$0.00
					Total		$0.00

Adamonis, Brad (73.00)

Year	1st	2nd	3rd	4th	Total	Finish	Money
2008	73	73			146	Cut	$0.00
					Total		$0.00

Adams, Adam (76.50)

Year	1st	2nd	3rd	4th	Total	Finish	Money
1984	75	78			153	Cut	$0.00
					Total		$0.00

Adams, John (72.68)

Year	1st	2nd	3rd	4th	Total	Finish	Money
1979	69	69	77	68	283	T55	$669.00
1981	71	67	80		218	T74	$501.38
1982	82				82	WD	$0.00
1983	83				83	WD	$0.00
1984	69	71	73	74	287	T47	$1,301.67
1985	77	74			151	Cut	$0.00
1986	71	70	71	78	290	T42	$1,700.00
1987	71	72	76	77	296	T66	$1,236.00
1988	76	67	69	71	283	T28	$4,555.14
1989	71	76	72	73	292	T47	$2,054.86
1991	72	67	71	72	282	T52	$1,856.00
1992	70	71	70	75	286	T58	$2,628.00
1993	72	68	71		211	T60	$2,821.00
1994	71	71	72	76	290	T67	$2,639.00
1995	71	68	74	77	290	T68	$2,842.00
1996	71	74			145	Cut	$0.00
1997	77	77			154	Cut	$0.00
1998	72	75			147	Cut	$0.00
					Total		$24,804.05

Adams, Sam (77.00)

Year	1st	2nd	3rd	4th	Total	Finish	Money
1972	79	78			157	Cut	$0.00
1976	75	76			151	Cut	$0.00
					Total		$0.00

Adamson, Bob (76.00)

Year	1st	2nd	3rd	4th	Total	Finish	Money
1960	76	73	79		228	Cut	$0.00
					Total		$0.00

Adcock, Mitch (73.38)

Year	1st	2nd	3rd	4th	Total	Finish	Money
1978	72	72	79	78	301	81	$0.00
1992	68	73	69	76	286	T58	$2,628.00
					Total		$2,628.00

Addington, Don (75.43)

Year	1st	2nd	3rd	4th	Total	Finish	Money
1954	74	75	77	75	301	70	$0.00
1957	73	76	78		227	Cut	$0.00
					Total		$0.00

Adham, Richie (73.50)

Year	1st	2nd	3rd	4th	Total	Finish	Money
1981	72	75			147	Cut	$0.00
					Total		$0.00

Ahrens, Carl (76.75)

Year	1st	2nd	3rd	4th	Total	Finish	Money
1964	77	80			157	Cut	$0.00
1965	76	74			150	Cut	$0.00
					Total		$0.00

Alarcon, Rafael (74.50)

Year	1st	2nd	3rd	4th	Total	Finish	Money
1997	76	70	82	70	298	T67	$3,248.00
					Total		$3,248.00

Alexander, Lonny (75.00)

Year	1st	2nd	3rd	4th	Total	Finish	Money
2004	78	77			155	Cut	$0.00
2006	73	73			146	Cut	$0.00
2007	77	71			148	Cut	$0.00
2008	74	77			151	Cut	$0.00
					Total		$0.00

Alexander, Reese (76.75)

Year	1st	2nd	3rd	4th	Total	Finish	Money
1951	78	76			154	Cut	$0.00
1955	77	76			153	Cut	$0.00
					Total		$0.00

Alexander, Skip (72.00)

Year	1st	2nd	3rd	4th	Total	Finish	Money
1947	73	71	75	68	287	T8	$400.00
1949	72	66	72	73	283	T8	$415.00
1950	78				78	Cut	$0.00
					Total		$815.00

Alford, Kyle (74.33)

Year	1st	2nd	3rd	4th	Total	Finish	Money
1950	78	75			153	Cut	$0.00
1951	72	74	73	74	293	T47	$0.00
					Total		$0.00

Alker, Steven (73.50)

Year	1st	2nd	3rd	4th	Total	Finish	Money
2003	71	76			147	Cut	$0.00
					Total		$0.00

Allan, Steve (73.79)

Year	1st	2nd	3rd	4th	Total	Finish	Money
2001	76	75			151	Cut	$0.00
2003	71	76			147	Cut	$0.00
2004	76	70			146	Cut	$0.00
2005	80	72			152	Cut	$0.00
2007	73	72	70	77	292	T74	$10,505.00
2008	73	72			145	Cut	$0.00
					Total		$10,505.00

Allard, Bob (77.00)

Year	1st	2nd	3rd	4th	Total	Finish	Money
1973	76	82			158	Cut	$0.00
1974	77	73			150	Cut	$0.00
					Total		$0.00

Allem, Fulton (71.30)

Year	1st	2nd	3rd	4th	Total	Finish	Money
1991	71	69	67	66	273	1	$144,000.00
1992	67	70	66	73	276	4	$57,600.00
1993	66	70	67		203	T7	$39,162.50
1994	72	70	69	70	281	T13	$25,133.33
1995	69	74	77		220	DQ	$0.00
1997	75				75	WD	$0.00
1998	77	91			168	Cut	$0.00
2000	68	71	68	75	282	T29	$16,675.55
2002	74	73			147	Cut	$0.00
					Total		$282,571.38

Shell Houston Open
Player Records
1946 thru 2008

Allen, Michael (72.17)

Year	1st	2nd	3rd	4th	Total	Finish	Money
1990	74	72			146	Cut	$0.00
1991	68	72	71	70	281	T41	$2,532.36
1992	77	75			152	Cut	$0.00
1993	70	69	72		211	T60	$2,821.00
1994	69	74	73	74	290	T67	$2,639.00
1995	73	76			149	Cut	$0.00
2002	71	69	72	76	288	T56	$8,960.00
2006	74	70	73	72	289	T59	$11,770.00
2008	72	71	70	74	287	T47	$13,932.80
					Total		$42,655.16

Allen, Ras (75.00)

Year	1st	2nd	3rd	4th	Total	Finish	Money
1973	76	69	77	80	302	80	$0.00
1974	76	72			148	Cut	$0.00
					Total		$0.00

Allenby, Robert (71.54)

Year	1st	2nd	3rd	4th	Total	Finish	Money
1999	69	72	72	75	288	T33	$12,928.57
2000	68	67	68	72	275	1	$504,000.00
2001	69	74	70	81	294	T62	$7,208.00
2002	68	72	69	76	285	T34	$18,109.09
2004	72	71	76	72	291	T49	$12,340.00
2008	75	68	69	72	284	T34	$30,240.00
					Total		$584,825.66

Allin, Bud (72.07)

Year	1st	2nd	3rd	4th	Total	Finish	Money
1971	73	69	73	73	288	T22	$1,225.00
1972	74	74			148	Cut	$0.00
1977	74	69	72	77	292	T56	$415.00
1980	73	71			144	Cut	$0.00
1981	71	67	71		209	T28	$1,745.62
					Total		$3,385.62

Alliss, Peter (71.75)

Year	1st	2nd	3rd	4th	Total	Finish	Money
1955	70	76	70	71	287	T49	$0.00
					Total		$0.00

Allred, Jason (73.00)

Year	1st	2nd	3rd	4th	Total	Finish	Money
2005	73	68	74	77	292	T62	$10,500.00
					Total		$10,500.00

Alsup, Terry (74.00)

Year	1st	2nd	3rd	4th	Total	Finish	Money
1975	69	75	74	78	296	T80	$0.00
					Total		$0.00

Altgelt, Stan (75.00)

Year	1st	2nd	3rd	4th	Total	Finish	Money
1976	74	75			149	Cut	$0.00
1977	80	75			155	Cut	$0.00
1980	69	71	73	74	287	T74	$665.00
1981	79	72			151	Cut	$0.00
1982	84	74			158	Cut	$0.00
					Total		$665.00

Ames, F. E. (75.50)

Year	1st	2nd	3rd	4th	Total	Finish	Money
1951	75	71	77	79	302	62	$0.00
					Total		$0.00

Ames, Stephen (70.85)

Year	1st	2nd	3rd	4th	Total	Finish	Money
1998	72	68	71	70	281	10	$54,000.00
2000	68	71	68	73	280	T17	$33,040.00
2001	72	71	75	73	291	T46	$8,959.00
2002	71	71	68	72	282	T23	$33,714.29
2003	70	72			142	Cut	$0.00
2004	68	76	69	69	282	T4	$220,000.00
2005	70	73	72	69	284	T21	$48,357.10
					Total		$398,070.39

Anderson, Andy (74.83)

Year	1st	2nd	3rd	4th	Total	Finish	Money
1951	76	74			150	Cut	$0.00
1952	73	75	73	78	299	T40	$0.00
					Total		$0.00

Anderson, Chris (73.50)

Year	1st	2nd	3rd	4th	Total	Finish	Money
2003	74	74			148	Cut	$0.00
2005	76	70			146	Cut	$0.00
					Total		$0.00

Anderson, JC (72.29)

Year	1st	2nd	3rd	4th	Total	Finish	Money
1991	77	68			145	Cut	$0.00
1993	71	69	72		212	T66	$2,691.00
1994	76	73			149	Cut	$0.00
					Total		$2,691.00

Anderson, Jeremy (72.00)

Year	1st	2nd	3rd	4th	Total	Finish	Money
2001	72	72	72	72	288	T26	$23,138.89
					Total		$23,138.89

Anderson, Jerry (73.50)

Year	1st	2nd	3rd	4th	Total	Finish	Money
1990	77	69			146	Cut	$0.00
1992	71	72	76	76	295	80	$2,160.00
					Total		$2,160.00

Anderson, Jim (74.50)

Year	1st	2nd	3rd	4th	Total	Finish	Money
1949	74	75			149	Cut	$0.00
					Total		$0.00

Andrade, Billy (72.43)

Year	1st	2nd	3rd	4th	Total	Finish	Money
1988	72	73			145	Cut	$0.00
1989	77	70	72	75	294	T57	$1,784.00
1997	74	68	72	73	287	T27	$11,360.00
2004	74	72			146	Cut	$0.00
2005	69	69	73	70	281	T13	$93,750.00
2006	73	69	70	74	286	T36	$24,234.30
2007	79				79	WD	$0.00
2008	71	77			148	Cut	$0.00
					Total		$131,128.30

Andreason, Dale (72.83)

Year	1st	2nd	3rd	4th	Total	Finish	Money
1949	74	73	72		219	WD	$0.00
1950	72	72	74		218	T61	$0.00
					Total		$0.00

Andron, Joseph (75.50)

Year	1st	2nd	3rd	4th	Total	Finish	Money
1955	76	75			151	Cut	$0.00
					Total		$0.00

Annon, Fred (80.00)

Year	1st	2nd	3rd	4th	Total	Finish	Money
1950	80				80	WD	$0.00
					Total		$0.00

Antunes, Greg (73.33)

Year	1st	2nd	3rd	4th	Total	Finish	Money
1981	70	72	78		220	T79	$477.75
					Total		$477.75

Aoki, Isao (79.00)

Year	1st	2nd	3rd	4th	Total	Finish	Money
1989	76	82			158	Cut	$0.00
					Total		$0.00

Appleby, Stuart (69.81)

Year	1st	2nd	3rd	4th	Total	Finish	Money
1996	74	77			151	Cut	$0.00
1999	70	68	70	71	279	1	$450,000.00
2000	69	74			143	Cut	$0.00
2001	76	70			146	Cut	$0.00
2003	66	70	66	69	271	T2	$336,000.00
2006	66	67	69	67	269	1	$990,000.00
2007	66	72	67	69	274	T2	$484,000.00
2008	70	70	72	70	282	T23	$53,760.00
					Total		$2,313,760.00

Aragon, Alex (74.00)

Year	1st	2nd	3rd	4th	Total	Finish	Money
2006	74				74	DQ	$0.00
					Total		$0.00

Archer, George (71.58)

Year	1st	2nd	3rd	4th	Total	Finish	Money
1965	70	72	72	72	286	T32	$525.00
1966	68	71	70	68	277	3	$8,000.00
1967	67	71	80	74	292	T44	$345.00
1968	67	73	71	74	285	T23	$875.00
1970	76	71	73	71	291	T31	$712.50
1971	71	69	72	73	285	T12	$2,531.25
1974	75	68	69	74	286	T31	$832.50
1980	69	68	73	71	281	T51	$828.80
1982	73	69	74	77	293	T62	$745.50
1983	73	73	69	69	284	T16	$5,611.43
1984	71	73			144	Cut	$0.00
1986	74	74			148	Cut	$0.00
1988	73	68	72	71	284	T35	$3,450.80
					Total		$24,457.78

Shell Houston Open
Player Records
1946 thru 2008

Arinno, Ray (75.00)

Year	1st	2nd	3rd	4th	Total	Finish	Money
1977	73	77			150	Cut	$0.00
					Total		$0.00

Armour, Ryan (70.13)

Year	1st	2nd	3rd	4th	Total	Finish	Money
2007	71	70	74	66	281	T24	$48,400.00
2008	73	69	67	71	280	T14	$92,400.00
					Total		$140,800.00

Armour III, Tommy (72.22)

Year	1st	2nd	3rd	4th	Total	Finish	Money
1988	70	74			144	Cut	$0.00
1989	75	77			152	Cut	$0.00
1990	68	69	71		208	T24	$8,525.00
1991	72	74			146	Cut	$0.00
1992	69	75			144	Cut	$0.00
1995	70	71	77	71	289	T59	$2,996.00
1996	74	72			146	Cut	$0.00
1997	75	73			148	Cut	$0.00
1998	75	77			152	Cut	$0.00
2000	70	71	72	76	289	T72	$5,432.00
2001	73	72	76	74	295	T67	$6,936.00
2002	72	70	71	73	286	T45	$11,440.00
2003	73	71			144	Cut	$0.00
2004	76	73			149	Cut	$0.00
2005	71	69	71	76	287	T39	$19,500.00
2006	73	71	73	67	284	T32	$33,275.00
2007	68	71	70	66	275	4	$264,000.00
2008	72	73			145	Cut	$0.00
					Total		$352,104.00

Armstrong, Ty (76.83)

Year	1st	2nd	3rd	4th	Total	Finish	Money
1994	79	75			154	Cut	$0.00
1999	80	75			155	Cut	$0.00
2004	80	72			152	Cut	$0.00
					Total		$0.00

Armstrong, Wally (71.61)

Year	1st	2nd	3rd	4th	Total	Finish	Money
1974	67	72	72	72	283	T15	$2,325.00
1975	70	70	73	71	284	T19	$1,605.00
1976	67	69	72	72	280	T3	$11,800.00
1977	75	71	71	68	285	T21	$1,960.00
1978	74	69	75	71	289	T70	$75.00
1979	71	71			142	Cut	$0.00
1980	71	68	72	69	280	T39	$1,200.50
1981	81	69			150	Cut	$0.00
1982	71	72	68	75	286	T36	$1,542.12
1983	77	78			155	Cut	$0.00
1984	71	73			144	Cut	$0.00
					Total		$20,507.62

Arnette, Dewey (72.83)

Year	1st	2nd	3rd	4th	Total	Finish	Money
1987	71	69	73	75	288	T41	$2,280.00
1990	74	75			149	Cut	$0.00
					Total		$2,280.00

Arthur, Perry (74.75)

Year	1st	2nd	3rd	4th	Total	Finish	Money
1978	71	75			146	Cut	$0.00
1979	77	78			155	Cut	$0.00
1980	76	73			149	Cut	$0.00
1981	72	76			148	Cut	$0.00
1987	68	80			148	Cut	$0.00
1991	79	72			151	Cut	$0.00
					Total		$0.00

Ashworth, Bruce (76.50)

Year	1st	2nd	3rd	4th	Total	Finish	Money
1970	71	79	78	78	306	61	$0.00
					Total		$0.00

Atchison, Tommy (81.25)

Year	1st	2nd	3rd	4th	Total	Finish	Money
1964	82	83			165	Cut	$0.00
1977	81	79			160	Cut	$0.00
					Total		$0.00

Atkinson, Bus (75.00)

Year	1st	2nd	3rd	4th	Total	Finish	Money
1955	73	74	78		225	Cut	$0.00
					Total		$0.00

Atwal, Arjun (72.83)

Year	1st	2nd	3rd	4th	Total	Finish	Money
2004	68	79			147	Cut	$0.00
2005	69	70	75	76	290	T55	$11,450.00
					Total		$11,450.00

Aubrey, Emlyn (72.47)

Year	1st	2nd	3rd	4th	Total	Finish	Money
1990	69	70	71		210	T32	$5,660.00
1991	67	73	72	71	283	T58	$1,736.00
1992	73	74			147	Cut	$0.00
1995	75	73			148	Cut	$0.00
1997	76	72			148	Cut	$0.00
1999	73	78			151	Cut	$0.00
2000	74	71			145	Cut	$0.00
					Total		$7,396.00

Auld, Hampton (76.75)

Year	1st	2nd	3rd	4th	Total	Finish	Money
1959	74	76			150	Cut	$0.00
1965	79	78			157	Cut	$0.00
					Total		$0.00

Austin, Woody (72.40)

Year	1st	2nd	3rd	4th	Total	Finish	Money
1995	75	77			152	Cut	$0.00
1996	69	71	65	73	278	4	$72,000.00
1997	77	75			152	Cut	$0.00
1999	76	77			153	Cut	$0.00
2000	68	71	70	75	284	T45	$7,707.00
2001	73	73			146	Cut	$0.00
2002	71	70	71	74	286	T45	$11,440.00
2003	69	70	69	79	287	T63	$9,495.00
2006	74	74			148	Cut	$0.00
2007	69	75	71	71	286	T42	$18,181.40
					Total		$118,823.40

Axley, Eric (74.60)

Year	1st	2nd	3rd	4th	Total	Finish	Money
2006	76	70			146	Cut	$0.00
2007	74				74	WD	$0.00
2008	75	78			153	Cut	$0.00
					Total		$0.00

Aycock, Tommy (75.00)

Year	1st	2nd	3rd	4th	Total	Finish	Money
1968	76	77			153	Cut	$0.00
1973	76	73	74	69	292	T42	$696.50
1974	73	75			148	Cut	$0.00
1977	71	78			149	Cut	$0.00
1982	74	80			154	Cut	$0.00
1991	77	77			154	Cut	$0.00
					Total		$696.50

Ayles, Ray (76.67)

Year	1st	2nd	3rd	4th	Total	Finish	Money
1950	81				81	Cut	$0.00
1951	71	78			149	Cut	$0.00
					Total		$0.00

Azinger, Paul (73.08)

Year	1st	2nd	3rd	4th	Total	Finish	Money
1984	77	73			150	Cut	$0.00
1985	71	71	77	72	291	T64	$1,060.00
1996	73	70	82	70	295	T77	$2,775.00
2004	73	67	72	71	283	T6	$161,875.00
2005	72	71	74	78	295	T75	$9,450.00
2006	71	70	74	74	289	T59	$11,770.00
2007	72	79			151	Cut	$0.00
					Total		$186,930.00

Baddeley, Aaron (72.15)

Year	1st	2nd	3rd	4th	Total	Finish	Money
2003	78				78	WD	$0.00
2004	71	72	77	74	294	T65	$10,450.00
2006	68	70	72	76	286	T36	$24,234.30
2008	72	72	65	71	280	T14	$92,400.00
					Total		$127,084.30

Baird, Briny (71.73)

Year	1st	2nd	3rd	4th	Total	Finish	Money
1999	74	73			147	Cut	$0.00
2001	74	71	72	72	289	T35	$16,405.00
2002	70	71	67	72	280	T14	$72,000.00
2003	67	71	68	72	278	T17	$65,250.00
2004	71	77			148	Cut	$0.00
2005	74	66	76	75	291	T57	$11,100.00
2006	74	73			147	Cut	$0.00
2007	73	70	71	71	285	T36	$25,345.80
2008	67	77	73	70	287	T47	$13,932.80
					Total		$204,033.60

Shell Houston Open
Player Records
1946 thru 2008

Baird, Butch (72.00)

Year	1st	2nd	3rd	4th	Total	Finish	Money
1960	73	74	74	73	294	T41	$78.33
1961	74	72	74		220	Cut	$0.00
1962	70	72	76	72	290	T48	$150.00
1963	72	76			148	Cut	$0.00
1964	70	70	70	71	281	T4	$2,719.05
1965	69	69	72	73	283	T19	$1,000.00
1966	73	68	75	68	284	T19	$1,197.23
1972	72	74	72	70	288	T28	$821.00
1973	70	76	76	72	294	T55	$440.86
1974	77	73			150	Cut	$0.00
1975	69	71	72	73	285	T25	$1,110.00
1976	72	71	74	76	293	T50	$495.00
1977	72	75			147	Cut	$0.00
1979	66	74	73	70	283	T55	$669.00
1980	69	68	74	70	281	T51	$828.80
1981	70	71	70		211	T43	$819.00
					Total		$10,328.27

Baker, Ab (76.50)

Year	1st	2nd	3rd	4th	Total	Finish	Money
1959	77	76			153	Cut	$0.00
					Total		$0.00

Baker, Bobby (76.50)

Year	1st	2nd	3rd	4th	Total	Finish	Money
1979	78	75			153	Cut	$0.00
					Total		$0.00

Baker, Carl (73.50)

Year	1st	2nd	3rd	4th	Total	Finish	Money
1987	72	75			147	Cut	$0.00
					Total		$0.00

Baker, Gary (75.50)

Year	1st	2nd	3rd	4th	Total	Finish	Money
1976	78	73			151	Cut	$0.00
					Total		$0.00

Baker, Mike (78.90)

Year	1st	2nd	3rd	4th	Total	Finish	Money
1965	77	82			159	Cut	$0.00
1970	82	82			164	Cut	$0.00
1972	71	76	79	77	303	74	$227.27
1979	81	82			163	Cut	$0.00
					Total		$227.27

Baker, Morgan (82.25)

Year	1st	2nd	3rd	4th	Total	Finish	Money
1951	77	80			157	Cut	$0.00
1957	84	88			172	Cut	$0.00
					Total		$0.00

Baker, Ralph (75.50)

Year	1st	2nd	3rd	4th	Total	Finish	Money
1972	74	77			151	Cut	$0.00
					Total		$0.00

Baker-Finch, Ian (73.43)

Year	1st	2nd	3rd	4th	Total	Finish	Money
1989	75	77			152	Cut	$0.00
1990	70	70	76		216	T74	$1,880.00
1991	74	72			146	Cut	$0.00
					Total		$1,880.00

Balch, Joe (83.25)

Year	1st	2nd	3rd	4th	Total	Finish	Money
1950	87	86			173	Cut	$0.00
1951	81	79			160	Cut	$0.00
					Total		$0.00

Balding, Al (72.96)

Year	1st	2nd	3rd	4th	Total	Finish	Money
1954	81	76			157	Cut	$0.00
1955	73	77			150	Cut	$0.00
1956	73	73	71	73	290	T36	$101.11
1957	73	69	74	75	291	T35	$91.25
1958	72	75	72	73	292	T35	$66.67
1959	75	71	71	72	289	T26	$195.00
1960	73	73	75	74	295	T47	$72.00
1961	69	73	76	69	287	T26	$284.17
1962	73	73	71	71	288	T34	$171.67
1963	73	68	71	74	286	T52	$36.66
1967	71	73	70	72	286	T17	$1,725.00
1968	70	71	75	75	291	T49	$225.00
1970	75	75	73	77	300	T58	$268.33
					Total		$3,236.86

Ball, Erris (74.75)

Year	1st	2nd	3rd	4th	Total	Finish	Money
1950	77	74			151	Cut	$0.00
1951	73	75			148	Cut	$0.00
					Total		$0.00

Ball, Ted (71.25)

Year	1st	2nd	3rd	4th	Total	Finish	Money
1963	73	71	70	71	285	T45	$110.00
					Total		$110.00

Ballesteros, Seve (69.57)

Year	1st	2nd	3rd	4th	Total	Finish	Money
1989	69	69	72	72	282	T3	$41,600.00
1990	69	68	68		205	T3	$39,062.50
					Total		$80,662.50

Banks, Wallace (82.00)

Year	1st	2nd	3rd	4th	Total	Finish	Money
1951	78	86			164	Cut	$0.00
					Total		$0.00

Barbarossa, Bob (73.50)

Year	1st	2nd	3rd	4th	Total	Finish	Money
1967	74	77	76	73	300	T68	$0.00
1968	70	69	77	74	290	T45	$0.00
1972	77	74			151	Cut	$0.00
1973	72	72	72	72	288	T19	$2,290.14
					Total		$2,290.14

Barbato, Luca (76.17)

Year	1st	2nd	3rd	4th	Total	Finish	Money
1950	80	75			155	Cut	$0.00
1951	78	72			150	Cut	$0.00
1952	77	75			152	Cut	$0.00
					Total		$0.00

Barbato, Mike (76.38)

Year	1st	2nd	3rd	4th	Total	Finish	Money
1950	81	78			159	Cut	$0.00
1951	79	74			153	Cut	$0.00
1952	79	71	74	75	299	T40	$0.00
					Total		$0.00

Barber, Aaron (74.75)

Year	1st	2nd	3rd	4th	Total	Finish	Money
2003	71	71			142	Cut	$0.00
2004	75	82			157	Cut	$0.00
					Total		$0.00

Barber, Jerry (72.02)

Year	1st	2nd	3rd	4th	Total	Finish	Money
1949	74	73	72	71	290	T30	$0.00
1950	77	72	71		220	T61	$0.00
1951	71	70	72	76	289	T31	$0.00
1952	68	74	74	76	292	16	$150.00
1953	76	75	69	67	287	T10	$542.00
1954	73	77	72	71	293	T56	$0.00
1955	70	71	63	71	275	2	$3,200.00
1956	67	70	76	71	284	T8	$900.00
1957	75	71	73	72	291	T35	$91.25
1959	75	68	73	71	287	T20	$530.00
1960	74	73	74		221	T64	$0.00
1961	68	69	75	74	286	T22	$515.00
1962	77	71	66	72	286	T17	$800.00
1963	73	68	68	71	280	T19	$900.00
1968	80	72			152	Cut	$0.00
					Total		$7,628.25

Barber, Jim (73.29)

Year	1st	2nd	3rd	4th	Total	Finish	Money
1972	77	77			154	Cut	$0.00
1974	73	73			146	Cut	$0.00
1981	72	70	71		213	T53	$583.16
					Total		$583.16

Shell Houston Open
Player Records
1946 thru 2008

Barber, Miller (71.76)

Year	1st	2nd	3rd	4th	Total	Finish	Money
1960	74	73	73	71	291	T29	$274.29
1961	71	71	75	79	296	66	$150.00
1963	68	69	69	69	275	T5	$2,450.00
1964	73	75	71	68	287	T20	$894.05
1965	68	71	70	70	279	T7	$2,425.00
1966	71	68	70	76	285	T28	$850.00
1967	73	72	72	69	286	T17	$1,725.00
1968	67	68	69	75	279	T5	$4,050.00
1970	72	74	72	78	296	T47	$323.66
1971	73	77	71	71	292	T40	$506.00
1972	71	75	70	74	290	T42	$388.89
1973	74	74	73	67	288	T19	$2,290.15
1974	74	72			146	Cut	$0.00
1976	72	69	69	71	281	T5	$7,700.00
1977	74	75			149	Cut	$0.00
1978	70	74	68	69	281	T32	$1,106.67
1979	68	72	70	73	283	T55	$669.00
1980	73	71			144	Cut	$0.00
1981	71	66	73		210	T34	$1,242.50
1982	73	77			150	Cut	$0.00
1983	71	74	71	78	294	T73	$772.00
					Total		*$27,817.21*

Barcelo, Rich (73.00)

Year	1st	2nd	3rd	4th	Total	Finish	Money
2004	75				75	WD	$0.00
2007	73	71	73	73	290	T66	$11,330.00
					Total		*$11,330.00*

Barker, James (74.00)

Year	1st	2nd	3rd	4th	Total	Finish	Money
1972	72	76			148	Cut	$0.00
					Total		*$0.00*

Barker, Jim (76.00)

Year	1st	2nd	3rd	4th	Total	Finish	Money
1982	76	74			150	Cut	$0.00
1983	78	76			154	Cut	$0.00
					Total		*$0.00*

Barkovich, Tony (77.50)

Year	1st	2nd	3rd	4th	Total	Finish	Money
1952	77	78			155	Cut	$0.00
					Total		*$0.00*

Barlow, Craig (73.38)

Year	1st	2nd	3rd	4th	Total	Finish	Money
1998	74	74			148	Cut	$0.00
1999	80	72			152	Cut	$0.00
2000	78	72			150	Cut	$0.00
2001	73	73			146	Cut	$0.00
2002	73	72			145	Cut	$0.00
2005	69	75			144	Cut	$0.00
2008	70	74	71	74	289	T62	$11,928.00
					Total		*$11,928.00*

Barnblatt, Michael (72.50)

Year	1st	2nd	3rd	4th	Total	Finish	Money
1985	72	73			145	Cut	$0.00
					Total		*$0.00*

Barnes, R. E. (74.25)

Year	1st	2nd	3rd	4th	Total	Finish	Money
1949	75	70	74	78	297	50	$0.00
					Total		*$0.00*

Barnum, John (71.97)

Year	1st	2nd	3rd	4th	Total	Finish	Money
1950	76	71	68	71	286	T8	$348.00
1951	67	76	75	72	290	T34	$0.00
1952	71	72	69	73	285	T3	$1,080.00
1953	75	70	73	73	291	T28	$110.00
1954	70	70	76	72	288	T26	$251.11
1955	69	70	69	74	282	T16	$475.00
1956	76	68	73	75	292	T48	$0.00
1957	71	72	72	71	286	T10	$975.00
1958	74	71	73	73	291	T30	$150.00
					Total		*$3,389.11*

Barr, Dave (72.46)

Year	1st	2nd	3rd	4th	Total	Finish	Money
1978	73	89			162	Cut	$0.00
1981	71	70	72		213	T53	$583.15
1982	71	77			148	Cut	$0.00
1983	71	71	73	76	291	T64	$836.00
1984	73	77			150	Cut	$0.00
1985	73	70	69	72	284	T24	$4,050.00
1986	77	71			148	Cut	$0.00
1987	66	72	71	76	285	T28	$4,260.00
1989	74	75			149	Cut	$0.00
1991	73	74			147	Cut	$0.00
1992	69	73	71	71	284	T45	$3,363.43
1993	68	71	69		208	T33	$6,581.25
1994	66	72	71	71	280	T10	$32,500.00
1995	74	74			148	Cut	$0.00
1996	70	72	74	77	293	T72	$2,895.00
1998	72	73	72	71	288	T44	$6,600.00
					Total		*$61,668.83*

Barr Jr, Ray (73.61)

Year	1st	2nd	3rd	4th	Total	Finish	Money
1982	72	73			145	Cut	$0.00
1984	70	78			148	Cut	$0.00
1987	72	71	71	73	287	T36	$2,826.00
1988	70	68	77	82	297	71	$1,386.00
1989	72	73	75	76	296	T70	$1,592.00
1990	78	74			152	Cut	$0.00
					Total		*$5,804.00*

Barranger, Todd (72.25)

Year	1st	2nd	3rd	4th	Total	Finish	Money
1994	70	74			144	Cut	$0.00
2003	71	74			145	Cut	$0.00
					Total		*$0.00*

Barron, Doug (72.21)

Year	1st	2nd	3rd	4th	Total	Finish	Money
1997	75	72			147	Cut	$0.00
1998	75	70	72	72	289	T47	$5,206.67
1999	73	76			149	Cut	$0.00
2000	67	71	71	74	283	T38	$11,480.00
2001	75	67	75	76	293	T60	$7,446.00
2003	73	71			144	Cut	$0.00
2005	72	70	71	68	281	T13	$93,750.00
2006	70	77			147	Cut	$0.00
					Total		*$117,882.67*

Barron, Herman (73.00)

Year	1st	2nd	3rd	4th	Total	Finish	Money
1947	75	73	75	69	292	T16	$146.00
					Total		*$146.00*

Bassler, Charles (77.00)

Year	1st	2nd	3rd	4th	Total	Finish	Money
1949	77	77			154	Cut	$0.00
1951	75				75	WD	$0.00
1954	78	78			156	Cut	$0.00
					Total		*$0.00*

Bateman, Ahmad (76.00)

Year	1st	2nd	3rd	4th	Total	Finish	Money
1999	73	79			152	Cut	$0.00
					Total		*$0.00*

Bateman, Brian (71.75)

Year	1st	2nd	3rd	4th	Total	Finish	Money
2002	67	72	73	73	285	T34	$18,109.09
2003	74	67	70	72	283	T44	$13,986.00
2004	77	68	71	71	287	28	$37,000.00
2005	68	73	68	76	285	T28	$33,250.00
2006	70	76			146	Cut	$0.00
2007	74	75			149	Cut	$0.00
					Total		*$102,345.09*

Bates, Ben (72.20)

Year	1st	2nd	3rd	4th	Total	Finish	Money
1998	71	71	73	70	285	T22	$17,550.00
1999	72	80			152	Cut	$0.00
2000	72	69	71	73	285	T53	$6,392.00
					Total		*$23,942.00*

Bates, Pat (71.75)

Year	1st	2nd	3rd	4th	Total	Finish	Money
1995	72	75			147	Cut	$0.00
2002	71	71	70	73	285	T34	$18,109.09
2003	71	71			142	Cut	$0.00
					Total		*$18,109.09*

Batten, Eric (73.75)

Year	1st	2nd	3rd	4th	Total	Finish	Money
1982	74	72			146	Cut	$0.00
1983	73	76			149	Cut	$0.00
					Total		*$0.00*

Bauer, Gary (74.00)

Year	1st	2nd	3rd	4th	Total	Finish	Money
1965	72	76			148	Cut	$0.00
					Total		*$0.00*

Shell Houston Open
Player Records
1946 thru 2008

Baugh, Beau (71.89)

Year	1st	2nd	3rd	4th	Total	Finish	Money
1980	70	73			143	Cut	$0.00
1981	69	71	71		211	T43	$819.00
1982	71	71	70	81	293	T62	$745.50
				Total			$1,564.50

Baxter Jr, Rex (72.24)

Year	1st	2nd	3rd	4th	Total	Finish	Money
1954	70	73	71	71	285	T18	$0.00
1955	69	77	69	74	289	T55	$0.00
1956	77	69	74	74	294	T59	$0.00
1957	75	73	71	73	292	T43	$0.00
1958	77	78	75	75	305	68	$0.00
1959	77	75			152	Cut	$0.00
1960	71	73	73	74	291	T29	$274.28
1961	71	74	75		220	Cut	$0.00
1962	71	68	72	73	284	T10	$1,310.00
1963	73	68	67	71	279	T11	$1,242.86
1964	69	73	72	67	281	T4	$2,719.05
1965	71	73	71	72	287	T39	$337.50
1966	73	68	70	71	282	T15	$2,000.00
1967	75	71	68	69	283	T11	$2,443.75
1968	74	75			149	Cut	$0.00
				Total			$10,327.44

Bayer, George (72.33)

Year	1st	2nd	3rd	4th	Total	Finish	Money
1955	71	73	71	67	282	T16	$475.00
1956	69	72	75	70	286	T15	$565.00
1957	73	73	73	72	291	T35	$91.25
1958	72	76	70	73	291	T30	$150.00
1959	74	78			152	Cut	$0.00
1960	68	81	70	71	290	T24	$450.00
1961	72	77	70	68	287	T26	$284.17
1962	72	74	70	71	287	T26	$380.00
1963	70	76			146	Cut	$0.00
1966	74	72	75	71	292	T54	$0.00
				Total			$2,395.42

Bayha, Max (80.50)

Year	1st	2nd	3rd	4th	Total	Finish	Money
1960	81	80			161	Cut	$0.00
				Total			$0.00

Bean, Andy (71.47)

Year	1st	2nd	3rd	4th	Total	Finish	Money
1976	70	73	75	77	295	55	$450.00
1977	70	76	70	69	285	T21	$1,960.00
1978	67	65	66	73	271	2	$22,800.00
1980	70	69	68	67	274	T12	$6,860.00
1982	72	69	74	73	288	T49	$848.00
1983	75	73			148	Cut	$0.00
1991	71	75			146	Cut	$0.00
1995	75	70			145	Cut	$0.00
1996	69	74	69	68	280	8	$46,500.00
1998	74	81			155	Cut	$0.00
				Total			$79,418.00

Beard, Frank (71.71)

Year	1st	2nd	3rd	4th	Total	Finish	Money
1963	78	76			154	Cut	$0.00
1965	72	71	72	71	286	T32	$525.00
1966	72	68	70	71	281	T11	$2,425.00
1967	67	70	70	67	274	1	$23,000.00
1968	69	70	73	68	280	T7	$3,100.00
1971	75	70	73	70	288	T22	$1,225.00
1974	74	70	69	75	288	T49	$373.00
1977	76	70	69	72	287	T31	$1,240.00
1978	75	74			149	Cut	$0.00
1979	75	74			149	Cut	$0.00
1980	74				74	WD	$0.00
				Total			$31,888.00

Beardsley, Jim (74.75)

Year	1st	2nd	3rd	4th	Total	Finish	Money
1949	74	72	77	77	300	T53	$0.00
1950	73	78	71	76	298	T48	$0.00
				Total			$0.00

Beasley, Ballard (75.00)

Year	1st	2nd	3rd	4th	Total	Finish	Money
1959	76	71	78		225	Cut	$0.00
				Total			$0.00

Beck, Chip (72.86)

Year	1st	2nd	3rd	4th	Total	Finish	Money
1980	77	71			148	Cut	$0.00
1981	73	69	66		208	T23	$2,336.25
1982	74	74			148	Cut	$0.00
1983	71	73	68	76	288	T47	$1,027.43
1985	73	66	71	76	286	T37	$1,950.00
1986	72	71	73	68	284	T15	$8,250.00
1996	73	68	74	80	295	T77	$2,775.00
1997	76	78			154	Cut	$0.00
1998	81	74			155	Cut	$0.00
2000	74	73			147	Cut	$0.00
				Total			$16,338.68

Beck, Larry (71.75)

Year	1st	2nd	3rd	4th	Total	Finish	Money
1965	70	72	74	71	287	T39	$337.50
				Total			$337.50

Beckman, Abe (76.75)

Year	1st	2nd	3rd	4th	Total	Finish	Money
1947	84	76	68	78	306	37	$0.00
1950	74	80			154	Cut	$0.00
1952	75	79			154		$0.00
				Total			$0.00

Beckman, Cameron (72.92)

Year	1st	2nd	3rd	4th	Total	Finish	Money
1999	68	74	74	74	290	T45	$7,150.00
2000	73	71			144	Cut	$0.00
2001	72	74			146	Cut	$0.00
2002	73	74			147	Cut	$0.00
2003	69	72	69	72	282	T39	$18,450.00
2004	73	74			147	Cut	$0.00
2005	72	71	77	73	293	T69	$9,850.00
2006	76	75			151	Cut	$0.00
2007	71	75			146	Cut	$0.00
2008	73	77			150	Cut	$0.00
				Total			$35,450.00

Bedford, Fred (76.00)

Year	1st	2nd	3rd	4th	Total	Finish	Money
1959	76	76			152	Cut	$0.00
				Total			$0.00

Beem, Rich (73.70)

Year	1st	2nd	3rd	4th	Total	Finish	Money
1999	72	77			149	Cut	$0.00
2000	79	73			152	Cut	$0.00
2001	77	74			151	Cut	$0.00
2002	73	75			148	Cut	$0.00
2004	72	78			150	Cut	$0.00
2005	76	73			149	Cut	$0.00
2006	73	69	67	71	280	T11	$116,600.00
2007	70	77			147	Cut	$0.00
2008	71	77			148	Cut	$0.00
				Total			$116,600.00

Begay III, Notah (72.63)

Year	1st	2nd	3rd	4th	Total	Finish	Money
1999	73	71	70	75	289	T40	$9,750.00
2002	72	74			146	Cut	$0.00
2004	74	72			146	Cut	$0.00
				Total			$9,750.00

Beiersdorf, Russell (72.17)

Year	1st	2nd	3rd	4th	Total	Finish	Money
1993	73	69			142	Cut	$0.00
1994	71	70	79	71	291	T71	$2,535.00
				Total			$2,535.00

Beley, Frank (72.25)

Year	1st	2nd	3rd	4th	Total	Finish	Money
1960	72	69	77	71	289	T21	$570.00
				Total			$570.00

Bell, Brad (73.50)

Year	1st	2nd	3rd	4th	Total	Finish	Money
1991	73	70			143	Cut	$0.00
1992	73	78			151	Cut	$0.00
				Total			$0.00

Shell Houston Open
Player Records
1946 thru 2008

Bell, Dudley (77.68)

Year	1st	2nd	3rd	4th	Total	Finish	Money
1947	78	76	80	79	313	T44	$0.00
1949	78	77			155	Cut	$0.00
1950	76	74	72	77	299	T51	$0.00
1951	75				75	WD	$0.00
1952	77	78			155	Cut	$0.00
1953	76	82			158	Cut	$0.00
1954	78	79			157	Cut	$0.00
1955	78				78	DQ	$0.00
1957	86				86	WD	$0.00
					Total		$0.00

Bell, Jack (78.00)

Year	1st	2nd	3rd	4th	Total	Finish	Money
1954	78				78	WD	$0.00
					Total		$0.00

Beman, Deane (73.60)

Year	1st	2nd	3rd	4th	Total	Finish	Money
1970	68	73	74		215	DQ64	$0.00
1971	79	74			153	Cut	$0.00
					Total		$0.00

Bencriscutto, Mike (75.50)

Year	1st	2nd	3rd	4th	Total	Finish	Money
1955	75	76			151	Cut	$0.00
					Total		$0.00

Bender, Mike (74.17)

Year	1st	2nd	3rd	4th	Total	Finish	Money
1987	79	72			151	Cut	$0.00
1988	72	71	79	72	294	70	$1,400.00
					Total		$1,400.00

Benepe, Jim (74.13)

Year	1st	2nd	3rd	4th	Total	Finish	Money
1989	71	80			151	Cut	$0.00
1990	73	77			150	Cut	$0.00
1991	71	70	73	78	292	T78	$1,456.00
					Total		$1,456.00

Bengoechea, Aaron (75.50)

Year	1st	2nd	3rd	4th	Total	Finish	Money
2000	76	75			151	Cut	$0.00
					Total		$0.00

Benning, Bob (76.00)

Year	1st	2nd	3rd	4th	Total	Finish	Money
1961	75	73	80		228	Cut	$0.00
					Total		$0.00

Berg, Spiz (76.38)

Year	1st	2nd	3rd	4th	Total	Finish	Money
1947	77	77	78	79	311	42	$0.00
1949	71	78			149	Cut	$0.00
1952	76	75			151	WD	$0.00
					Total		$0.00

Berganio Jr, David (72.00)

Year	1st	2nd	3rd	4th	Total	Finish	Money
1997	69	78			147	Cut	$0.00
2002	77	68			145	Cut	$0.00
2003	67	73	72	72	284	T49	$10,750.00
					Total		$10,750.00

Bernardin, George (75.50)

Year	1st	2nd	3rd	4th	Total	Finish	Money
1959	79	72			151	Cut	$0.00
					Total		$0.00

Bertsch, Shane (73.33)

Year	1st	2nd	3rd	4th	Total	Finish	Money
1993	69	70	75		214	T72	$2,548.00
1996	74	73			147	Cut	$0.00
1997	77	72			149	Cut	$0.00
2006	74	69	76	82	301	82	$9,680.00
2008	72	69	75	73	289	T62	$11,928.00
					Total		$24,156.00

Bess, Scott (72.00)

Year	1st	2nd	3rd	4th	Total	Finish	Money
1980	70	72	74	72	288	T77	$644.00
					Total		$644.00

Besselink, Al (72.69)

Year	1st	2nd	3rd	4th	Total	Finish	Money
1953	67	74	74	77	292	T31	$0.00
1954	69	73	72	75	289	T36	$135.00
1955	71	74	71	74	290	T60	$0.00
1956	77	69	75	76	297	T68	$0.00
1957	71	75	73	71	290	T30	$176.00
1958	73	72	72	69	286	T10	$950.00
1959	70	72	72	75	289	T26	$195.00
1960	72	72	76	70	290	T24	$450.00
1964	72	74	73	76	295	T57	$119.04
1965	72	72	71	68	283	T19	$1,000.00
1967	76	76			152	Cut	$0.00
					Total		$3,025.04

Betley, Bob (73.00)

Year	1st	2nd	3rd	4th	Total	Finish	Money
1980	71	75			146	Cut	$0.00
					Total		$0.00

Biagetti, Leo (74.17)

Year	1st	2nd	3rd	4th	Total	Finish	Money
1950	75	76			151	Cut	$0.00
1953	79	72	73	77	301	68	$0.00
1954	75	74	76		225	Cut	$0.00
1955	73	74	71		218	Cut	$0.00
1957	73	71	73	73	290	T30	$176.00
1958	74	74	73	76	297	T56	$50.00
1959	74	73	77		224	Cut	$0.00
					Total		$226.00

Biancalana, Roy (72.67)

Year	1st	2nd	3rd	4th	Total	Finish	Money
1988	72	73			145	Cut	$0.00
1989	70	72	76	73	291	T42	$2,800.00
					Total		$2,800.00

Bies, Don (72.60)

Year	1st	2nd	3rd	4th	Total	Finish	Money
1970	71	67	77	76	291	T31	$712.50
1971	73	81			154	Cut	$0.00
1972	67	73	76	67	283	T9	$3,000.00
1973	77	77			154	Cut	$0.00
1975	68	77			145	Cut	$0.00
1978	69	70	71	70	280	T27	$1,420.00
1979	75	70			145	Cut	$0.00
					Total		$5,132.50

Bigham, George (73.00)

Year	1st	2nd	3rd	4th	Total	Finish	Money
1957	70	73	75	74	292	T43	$50.00
					Total		$50.00

Bigras, Adrien (75.00)

Year	1st	2nd	3rd	4th	Total	Finish	Money
1965	77	73			150	Cut	$0.00
					Total		$0.00

Bisdorf, Bill (76.50)

Year	1st	2nd	3rd	4th	Total	Finish	Money
1957	78	75			153	Cut	$0.00
					Total		$0.00

Bisplinghoff, Don (77.50)

Year	1st	2nd	3rd	4th	Total	Finish	Money
1960	80	75			155	Cut	$0.00
					Total		$0.00

Bizlik, Vince (74.50)

Year	1st	2nd	3rd	4th	Total	Finish	Money
1977	73	76			149	Cut	$0.00
					Total		$0.00

Bjorn, Thomas (75.00)

Year	1st	2nd	3rd	4th	Total	Finish	Money
2002	77	73			150	Cut	$0.00
					Total		$0.00

Bjornstad, Henrik (71.75)

Year	1st	2nd	3rd	4th	Total	Finish	Money
2006	71	69	72	75	287	T44	$15,334.00
					Total		$15,334.00

Black, James (72.50)

Year	1st	2nd	3rd	4th	Total	Finish	Money
1965	74	71			145	Cut	$0.00
					Total		$0.00

Black, Joe (81.00)

Year	1st	2nd	3rd	4th	Total	Finish	Money
1957	79	83			162	Cut	$0.00
					Total		$0.00

Shell Houston Open
Player Records
1946 thru 2008

Black, Ronnie (71.63)

Year	1st	2nd	3rd	4th	Total	Finish	Money
1984	70	71	70	72	283	T26	$3,850.00
1985	71	71	73	71	286	T37	$1,950.00
1986	75	69	72	77	293	T58	$1,105.00
1987	74	71	71	72	288	T41	$2,280.00
1988	78	69			147	Cut	$0.00
1989	74	74			148	Cut	$0.00
1991	69	71	68	70	278	T18	$9,737.14
1992	65	69	75	70	279	T11	$27,600.00
1993	67	68	71		206	T20	$14,083.33
1994	71	72	77	69	289	T61	$2,769.00
1995	73	71			144	Cut	$0.00
1996	73	71	73	75	292	T69	$3,000.00
1997	72	70	73	72	287	T27	$11,360.00
1998	73	74			147	Cut	$0.00
2000	74	68	71	73	286	T60	$6,048.00
					Total		$83,782.47

Blackburn, Mike (71.00)

Year	1st	2nd	3rd	4th	Total	Finish	Money
1988	74	67	71	72	284	T35	$3,450.80
					Total		$3,450.80

Blackburn, Woody (73.06)

Year	1st	2nd	3rd	4th	Total	Finish	Money
1977	80	75			155	Cut	$0.00
1978	71	70	77	73	291	78	$0.00
1979	76	68			144	Cut	$0.00
1982	69	73	68	72	282	T14	$6,125.00
1983	73	74			147	Cut	$0.00
1987	73	77			150	Cut	$0.00
					Total		$6,125.00

Blackmar, Phil (72.78)

Year	1st	2nd	3rd	4th	Total	Finish	Money
1982	73	77			150	Cut	$0.00
1985	69	72	68	71	280	T8	$15,000.00
1986	78	74			152	Cut	$0.00
1987	74	74			148	Cut	$0.00
1988	78	72			150	Cut	$0.00
1989	73	72	73	72	290	T34	$3,870.00
1990	68	72	71		211	T37	$4,200.00
1993	70	71			141	Cut	$0.00
1994	70	74			144	Cut	$0.00
1995	70	72	69	72	283	T19	$15,225.00
1996	74	70	70	74	288	T48	$3,693.75
1997	68	71	67	70	276	1	$288,000.00
1998	73	75			148	Cut	$0.00
1999	70	72	79	71	292	T60	$5,425.00
2000	73	69	72	75	289	T72	$5,432.00
2001	70	72	71	73	286	T16	$49,300.00
2002	76	77			153	Cut	$0.00
2003	70	71	72	77	290	T67	$9,225.00
2004	76	67	76	78	297	69	$10,100.00
2005	75	77			152	Cut	$0.00
2006	76	78			154	Cut	$0.00
2007	75	82			157	Cut	$0.00
					Total		$409,470.75

Blair, James (75.00)

Year	1st	2nd	3rd	4th	Total	Finish	Money
1984	75	66	73	86	300	74	$970.00
					Total		$970.00

Blake, Jay (73.00)

Year	1st	2nd	3rd	4th	Total	Finish	Money
1985	77	73			150	Cut	$0.00
1987	73	72	71	73	289	T45	$1,716.00
1988	71	73			144	Cut	$0.00
1989	71	74	71	77	293	T54	$1,840.00
					Total		$3,556.00

Blake, Jay Don (74.00)

Year	1st	2nd	3rd	4th	Total	Finish	Money
2003	77	71			148	Cut	$0.00
					Total		$0.00

Blancas, Homero (72.10)

Year	1st	2nd	3rd	4th	Total	Finish	Money
1959	70	71	73	77	291	T38	$0.00
1960	73	76	74	72	295	T47	$0.00
1961	72	73	73	76	294	T64	$0.00
1962	70	73	75	71	289	T41	$0.00
1963	68	68	70	64	270	3	$0.00
1964	70	74	74	68	286	T17	$0.00
1965	66	72	69	72	279	T7	$2,425.00
1966	70	73	74	71	288	T42	$305.00
1967	72	72	69	74	287	T20	$1,322.50
1968	74	73	80	76	303	T71	$0.00
1970	72	75	70	73	290	T26	$880.00
1971	70	68	73	72	283	T7	$3,842.50
1972	73	72	71	69	285	T17	$1,562.50
1973	72	70	75	71	288	T19	$2,290.15
1974	71	69	73	72	285	T26	$1,110.00
1975	73	73			146	Cut	$0.00
1976	74	75			149	Cut	$0.00
1977	76	72			148	Cut	$0.00
1978	75	71			146	Cut	$0.00
1979	74	71			145	Cut	$0.00
					Total		$13,737.65

Blanton, Bill (75.00)

Year	1st	2nd	3rd	4th	Total	Finish	Money
1959	78	71			149	Cut	$0.00
1960	75	76			151	Cut	$0.00
					Total		$0.00

Blewitt, Bob (75.00)

Year	1st	2nd	3rd	4th	Total	Finish	Money
1963	76	74			150	Cut	$0.00
					Total		$0.00

Bliss, Don (74.50)

Year	1st	2nd	3rd	4th	Total	Finish	Money
1974	74	75			149	Cut	$0.00
					Total		$0.00

Blocker, Chris (73.73)

Year	1st	2nd	3rd	4th	Total	Finish	Money
1965	71	71	67	74	283	T19	$1,000.00
1966	75	72	73	83	303	69	$0.00
1972	80				80	WD	$0.00
1973	76	69	73	76	294	T55	$440.86
1974	74	72			146	Cut	$0.00
					Total		$1,440.86

Blomquist, Ralph (73.67)

Year	1st	2nd	3rd	4th	Total	Finish	Money
1950	77	74			151	Cut	$0.00
1954	74	76	79		229	Cut	$0.00
1955	72	70	71	70	283	T22	$340.00
					Total		$340.00

Board, Michael (76.50)

Year	1st	2nd	3rd	4th	Total	Finish	Money
1993	76	77			153	Cut	$0.00
					Total		$0.00

Bohen, Marty (74.25)

Year	1st	2nd	3rd	4th	Total	Finish	Money
1974	73	70	74	80	297	74	$0.00
					Total		$0.00

Bohn, Jason (72.90)

Year	1st	2nd	3rd	4th	Total	Finish	Money
2004	71	72	73	70	286	T19	$52,611.12
2005	74	72			146	Cut	$0.00
2007	75	74			149	Cut	$0.00
2008	74	74			148	Cut	$0.00
					Total		$52,611.12

Boies, Dave (74.75)

Year	1st	2nd	3rd	4th	Total	Finish	Money
1959	72	72	78	81	303	T64	$0.00
1960	72	75	73	75	295	T47	$72.00
					Total		$72.00

Bolli, Justin (73.25)

Year	1st	2nd	3rd	4th	Total	Finish	Money
2005	69	73	75	72	289	T49	$12,216.60
2008	74	70	75	78	297	72	$10,976.00
					Total		$23,192.60

Bolling, Charles (73.80)

Year	1st	2nd	3rd	4th	Total	Finish	Money
1985	76	71			147	Cut	$0.00
1986	73	67	72	70	282	T9	$12,500.00
1987	79	79			158	Cut	$0.00
1988	71	80			151	Cut	$0.00
					Total		$12,500.00

Shell Houston Open
Player Records
1946 thru 2008

Bolt, Tommy (71.88)

Year	1st	2nd	3rd	4th	Total	Finish	Money
1950	74	72	74	73	293	T31	$0.00
1951	68	70			138	T71	$0.00
1952	72	73	72	76	293	T17	$135.00
1953	73	73	70	70	286	T8	$750.00
1954	70	72	70	71	283	T12	$677.50
1955	73				73	WD	$0.00
1956	76	73	76		225	Cut	$0.00
1957	74	71	73	74	292	T43	$50.00
1958	71	76	71	72	290	T22	$342.50
1959	71	70	71	73	285	T17	$650.00
1960	71				71	WD	$0.00
1961	69	69	70	70	278	3	$2,500.00
1962	71	76	72	70	289	T41	$150.00
1963	72	69	66	73	280	T19	$900.00
1964	72	74	69	73	288	T23	$756.55
1965	74	73			147	Cut	$0.00
1966	74	66	68	72	280	T7	$3,375.00
1967	71	71	73	71	286	T17	$1,725.00
1968	72	75	76		223	WD73	$0.00
					Total		$12,011.55

Bond, Ralph (75.75)

Year	1st	2nd	3rd	4th	Total	Finish	Money
1949	76	74			150	Cut	$0.00
1950	81	72			153	Cut	$0.00
					Total		$0.00

Bondeson, Paul (72.10)

Year	1st	2nd	3rd	4th	Total	Finish	Money
1962	74	74	72	72	292	T61	$150.00
1963	72	70	70	67	279	T11	$1,242.86
1964	70	74	73	71	288	T23	$756.55
1965	72	74			146	Cut	$0.00
1966	70	71	71	72	284	T19	$1,197.22
1967	76	77			153	Cut	$0.00
					Total		$3,346.63

Bone, Gene (72.86)

Year	1st	2nd	3rd	4th	Total	Finish	Money
1956	73	73	73	79	298	71	$0.00
1957	69	67	70	78	284	T5	$1,600.00
1958	82	72			154	Cut	$0.00
1963	70	71	70	73	284	T34	$170.00
					Total		$1,770.00

Bonse, Lee (78.50)

Year	1st	2nd	3rd	4th	Total	Finish	Money
1973	81	76			157	Cut	$0.00
					Total		$0.00

Booe, Billy (77.50)

Year	1st	2nd	3rd	4th	Total	Finish	Money
1957	80	72			152	Cut	$0.00
1958	76	82			158	Cut	$0.00
					Total		$0.00

Booker, Eric (73.67)

Year	1st	2nd	3rd	4th	Total	Finish	Money
1999	66	74	75	76	291	T51	$5,788.89
2000	75	76			151	Cut	$0.00
					Total		$5,788.89

Booker, Mike (75.00)

Year	1st	2nd	3rd	4th	Total	Finish	Money
1982	73	77			150	Cut	$0.00
					Total		$0.00

Booros, Jim (72.41)

Year	1st	2nd	3rd	4th	Total	Finish	Money
1977	74	75			149	Cut	$0.00
1981	68	70	69		207	T18	$3,423.00
1982	72	71	72	73	288	T49	$848.00
1983	73	77			150	Cut	$0.00
1984	75	72			147	Cut	$0.00
1989	73	71	73	78	295	T61	$1,680.00
1990	68	71	73		212	T45	$2,636.36
1991	73	72			145	Cut	$0.00
					Total		$8,587.36

Boros, Guy (72.79)

Year	1st	2nd	3rd	4th	Total	Finish	Money
1994	72	73			145	Cut	$0.00
1995	73	70	76	74	293	T79	$2,520.00
1996	71	74			145	Cut	$0.00
1998	67	76	72	70	285	T22	$17,550.00
2004	78	73			151	Cut	$0.00
					Total		$20,070.00

Boros, Julius (72.13)

Year	1st	2nd	3rd	4th	Total	Finish	Money
1952	72	77			149	T67	$0.00
1953	75	72	72	72	291	T28	$110.00
1954	77	73			150	WD	$0.00
1955	70	69	66	74	279	T5	$1,225.00
1957	74	75	75		224	Cut	$0.00
1958	75	73	78		226	Cut	$0.00
1959	68	71	70	68	277	2	$3,000.00
1960	69	71	74	73	287	T13	$852.00
1961	67	73	69	71	280	5	$1,900.00
1962	71	72	72	72	287	T26	$380.00
1963	76	72			148	Cut	$0.00
1966	66	72	71	69	278	T4	$5,150.00
1967	70	73	71	65	279	T5	$4,657.50
1970	71	72	73	70	286	T6	$3,786.67
1971	71	75	70	76	292	T40	$506.00
1972	74	74			148	Cut	$0.00
1973	74	73	73	71	291	T33	$1,063.56
1975	72	72	79	69	292	T66	$150.00
1977	76	70	72	71	289	T38	$760.00
1978	72	75			147	Cut	$0.00
1979	73	69			142	Cut	$0.00
1980	72	79			151	Cut	$0.00
					Total		$23,540.73

Botts, Ray (74.50)

Year	1st	2nd	3rd	4th	Total	Finish	Money
1965	73	76			149	Cut	$0.00
					Total		$0.00

Bousfield, Ken (73.75)

Year	1st	2nd	3rd	4th	Total	Finish	Money
1949	73	72	72	78	295	T45	$0.00
					Total		$0.00

Boutell, George (73.00)

Year	1st	2nd	3rd	4th	Total	Finish	Money
1971	74	70	77	71	292	T40	$506.00
					Total		$506.00

Bowden, Craig (72.83)

Year	1st	2nd	3rd	4th	Total	Finish	Money
1997	76	70	75	72	293	T58	$3,536.00
2000	73	76			149	Cut	$0.00
2004	72	74			146	Cut	$0.00
2007	69	74	70	73	286	T42	$18,181.40
					Total		$21,717.40

Bowditch, Steven (80.00)

Year	1st	2nd	3rd	4th	Total	Finish	Money
2006	80				80	WD	$0.00
					Total		$0.00

Bowles, Charles (71.67)

Year	1st	2nd	3rd	4th	Total	Finish	Money
1989	76	73			149	Cut	$0.00
1991	71	70	69	71	281	T41	$2,532.36
					Total		$2,532.36

Bowman, Steve (73.50)

Year	1st	2nd	3rd	4th	Total	Finish	Money
1985	80	73			153	Cut	$0.00
1986	69	73	72	74	288	T33	$2,825.33
					Total		$2,825.33

Boyd, Bob (71.17)

Year	1st	2nd	3rd	4th	Total	Finish	Money
1983	68	73	71	70	282	T6	$11,685.71
1984	70	75			145	Cut	$0.00
					Total		$11,685.71

Boyd, Michael (73.00)

Year	1st	2nd	3rd	4th	Total	Finish	Money
2007	75	70	76	71	292	T74	$10,505.00
					Total		$10,505.00

Boynton, Frank (71.94)

Year	1st	2nd	3rd	4th	Total	Finish	Money
1961	70	72	72	73	287	T26	$284.16
1962	72	76	67	71	286	T17	$800.00
1963	72	72	72	75	291	T78	$0.00
1968	76	71	67	73	287	T33	$600.00
					Total		$1,684.16

Shell Houston Open
Player Records
1946 thru 2008

Bradley, Jackson (73.65)

Year	1st	2nd	3rd	4th	Total	Finish	Money
1949	74	73	69	77	293	T39	$0.00
1950	75	71	69	71	286	T8	$348.00
1951	75	83			158	Cut	$0.00
1952	77	79			156	Cut	$0.00
1953	71	71	78	72	292	T31	$0.00
1954	77	71	75		223	Cut	$0.00
1955	71	72	78		221	Cut	$0.00
1956	74	71	77		222	Cut	$0.00
1957	74	72	71	71	288	T13	$693.75
1958	72	74	74	73	293	T38	$50.00
1959	70	73	71	69	283	T12	$875.00
1960	73	71	79	75	298	T57	$72.00
1961	74	75	74		223	Cut	$0.00
1962	75	73	74		222	Cut	$0.00
1963	74	73			147	Cut	$0.00
1964	75	74	70	71	290	T36	$456.05
1965	70	80			150	Cut	$0.00
1968	77	76			153	Cut	$0.00

Total $2,494.80

Bradley, Michael (71.00)

Year	1st	2nd	3rd	4th	Total	Finish	Money
1993	69	69	70		208	T33	$6,581.25
1994	69	76			145	Cut	$0.00
1995	73	71			144	Cut	$0.00

Total $6,581.25

Bradley, Monte (73.25)

Year	1st	2nd	3rd	4th	Total	Finish	Money
1959	73	72	75	72	292	T45	$50.00
1960	69	79	75	71	294	T41	$78.34

Total $128.34

Bradley, Wally (77.50)

Year	1st	2nd	3rd	4th	Total	Finish	Money
1952	78	77			155	Cut	$0.00

Total $0.00

Brancato, Hank (74.50)

Year	1st	2nd	3rd	4th	Total	Finish	Money
1951	73	76			149	Cut	$0.00

Total $0.00

Brannan, Michael (70.43)

Year	1st	2nd	3rd	4th	Total	Finish	Money
1979	68	66	66	70	270	2	$32,400.00
1980	68	73	73	68	282	T56	$784.00
1982	73	74			147	Cut	$0.00
1983	75	71	70	71	287	T36	$1,641.82

Total $34,825.82

Branshaw, David (73.40)

Year	1st	2nd	3rd	4th	Total	Finish	Money
2004	71	78			149	Cut	$0.00
2006	71	73	76	74	294	T78	$10,010.00
2007	70	71	74	76	291	T69	$10,890.00

Total $20,900.00

Bratton, Alan (73.50)

Year	1st	2nd	3rd	4th	Total	Finish	Money
1996	73	73			146	Cut	$0.00
1999	72	76			148	Cut	$0.00

Total $0.00

Brauch, Tim (79.50)

Year	1st	2nd	3rd	4th	Total	Finish	Money
1982	78	81			159	Cut	$0.00

Total $0.00

Breaux, Jerry (73.50)

Year	1st	2nd	3rd	4th	Total	Finish	Money
1972	71	74	73	76	294	T61	$227.27

Total $227.27

Brehaut, Jeff (72.73)

Year	1st	2nd	3rd	4th	Total	Finish	Money
1999	74	77			151	Cut	$0.00
2001	73	72	74	73	292	T54	$7,718.00
2002	70	72	68	78	288	T56	$8,960.00
2003	69	71	67	74	281	T31	$24,975.00
2004	71	74	73	72	290	T43	$16,033.33
2005	76	75			151	Cut	$0.00
2007	76	71			147	Cut	$0.00

Total $57,686.33

Brennan, Leroy (78.50)

Year	1st	2nd	3rd	4th	Total	Finish	Money
1946	77	80			157	39	$0.00

Total $0.00

Brewer, Gay (72.62)

Year	1st	2nd	3rd	4th	Total	Finish	Money
1957	73	76	72		221	Cut	$0.00
1958	75	70	75	72	292	T35	$66.67
1959	76	78			154	Cut	$0.00
1960	72	73	74	71	290	T24	$450.00
1961	73	75	75		223	Cut	$0.00
1962	72	72	77		221	Cut	$0.00
1963	73	68	67	69	277	T7	$1,825.00
1964	72	71	73	73	289	T31	$594.05
1965	74	70	70	67	281	T15	$1,550.00
1966	72	70	74	68	284	T19	$1,197.23
1967	72	73	77	74	296	T59	$0.00
1970	77	75			152	Cut	$0.00
1971	73	77	74	74	298	T65	$217.39
1976	73	73			146	T68	$196.54
1977	73	72	71	74	290	T48	$512.50
1981	70	70	67		207	T18	$3,423.00
1982	70	74	69	78	291	T59	$773.50

Total $10,805.88

Brian, Roy (86.00)

Year	1st	2nd	3rd	4th	Total	Finish	Money
1951	86				86	WD	$0.00

Total $0.00

Briggs, Danny (73.00)

Year	1st	2nd	3rd	4th	Total	Finish	Money
1986	76	77			153	Cut	$0.00
1988	73	73			146	Cut	$0.00
1999	71	75			146	Cut	$0.00
2004	73	72	71	74	290	T43	$16,033.33
2005	70	71	69	77	287	T39	$19,500.00

Total $35,533.33

Briggs, Eldon (75.23)

Year	1st	2nd	3rd	4th	Total	Finish	Money
1949	71	79			150	Cut	$0.00
1950	73	78			151	Cut	$0.00
1951	74	70	84	71	299	59	$0.00
1954	78	78			156	Cut	$0.00
1956	74	72	76		222	Cut	$0.00

Total $0.00

Bright, Mike (73.00)

Year	1st	2nd	3rd	4th	Total	Finish	Money
1985	75	71			146	Cut	$0.00

Total $0.00

Brigman, D. J. (71.83)

Year	1st	2nd	3rd	4th	Total	Finish	Money
2004	71	72	70	72	285	T11	$96,250.00
2005	71	71	76	73	291	T57	$11,100.00
2007	70	68	72	76	286	T42	$18,181.40

Total $125,531.40

Brisky, Mike (72.72)

Year	1st	2nd	3rd	4th	Total	Finish	Money
1994	68	75	75	75	293	T76	$2,418.00
1995	71	74			145	Cut	$0.00
1996	75	71			146	Cut	$0.00
1997	73	75			148	Cut	$0.00
1999	70	73	75	73	291	T51	$5,788.89
2000	74	68	76	68	286	T60	$6,048.00

Total $14,254.89

Britton, Bill (72.57)

Year	1st	2nd	3rd	4th	Total	Finish	Money
1982	75	71			146	Cut	$0.00
1983	73	75			148	Cut	$0.00
1984	79	71			150	Cut	$0.00
1987	72	78			150	Cut	$0.00
1988	70	73	72	74	289	T59	$1,540.00
1989	74	74			148	Cut	$0.00
1990	69	74	69		212	T45	$2,636.36
1991	74	73			147	Cut	$0.00
1993	67	69	69		205	T17	$19,500.00
1994	70	70	76	74	290	T67	$2,639.00
1995	73	74			147	Cut	$0.00

Total $26,315.36

Brizolara, Jim (86.00)

Year	1st	2nd	3rd	4th	Total	Finish	Money
1953	86				86	WD	$0.00

Total $0.00

Shell Houston Open
Player Records
1946 thru 2008

Brodie, Steve (73.17)

Year	1st	2nd	3rd	4th	Total	Finish	Money
1994	70	70	70	79	289	T61	$2,769.00
1995	72	78			150	Cut	$0.00
					Total		$2,769.00

Brolie, John (79.00)

Year	1st	2nd	3rd	4th	Total	Finish	Money
1960	72	86			158	Cut	$0.00
					Total		$0.00

Brooks, Ed (76.50)

Year	1st	2nd	3rd	4th	Total	Finish	Money
1999	77	76			153	Cut	$0.00
					Total		$0.00

Brooks, Mark (71.97)

Year	1st	2nd	3rd	4th	Total	Finish	Money
1984	73	73			146	Cut	$0.00
1985	70	71	72	69	282	T12	$9,214.29
1986	71	71	72	72	286	T24	$4,050.00
1988	71	72	73	72	288	T57	$1,575.00
1989	79	71			150	Cut	$0.00
1990	71	68	69		208	T24	$8,525.00
1991	72	74			146	Cut	$0.00
1992	71	67	67	72	277	T5	$45,600.00
1993	74	68			142	Cut	$0.00
1994	72	69	75	76	292	75	$2,470.00
1995	70	70	71	74	285	T32	$7,264.45
1996	66	68	70	70	274	1	$270,000.00
1997	69	75	73	81	298	T67	$3,248.00
1998	71	77			148	Cut	$0.00
1999	77	69			146	Cut	$0.00
2000	69	67	72	69	277	T5	$106,400.00
2001	76	71			147	Cut	$0.00
2002	73	77			150	Cut	$0.00
2003	77	69			146	Cut	$0.00
2004	76	72			148	Cut	$0.00
2005	71	72	73	77	293	T69	$9,850.00
2006	76	73			149	Cut	$0.00
					Total		$468,196.74

Brosch, Al (72.40)

Year	1st	2nd	3rd	4th	Total	Finish	Money
1949	71	72	77	72	292	T35	$0.00
1950	78	71	72		221	T61	$0.00
1951	70	71	75	74	290	T34	$0.00
1952	72	75			147	T67	$0.00
1953	74	71	69	70	284	T6	$950.00
1954	72	74	76	71	293	T56	$0.00
1955	74	71	69	69	283	T22	$340.00
					Total		$1,290.00

Brown, Billy (72.78)

Year	1st	2nd	3rd	4th	Total	Finish	Money
1983	82	72			154	Cut	$0.00
1986	74	78			152	Cut	$0.00
1987	70	76			146	Cut	$0.00
1988	72	73			145	Cut	$0.00
1989	71	70	72	72	285	T12	$16,200.00
1990	70	70	72		212	T45	$2,636.37
1991	67	67	69	71	274	T2	$59,733.34
1992	72	71	68	64	275	3	$81,600.00
1993	67	72	68		207	T26	$9,230.00
1994	77	73			150	Cut	$0.00
1995	67	74	74	72	287	T46	$3,640.00
1996	76	74			150	Cut	$0.00
1997	74	72	74	73	293	T58	$3,536.00
1998	72	79			151	Cut	$0.00
1999	75	76			151	Cut	$0.00
2000	72	74			146	Cut	$0.00
2001	88	82			170	Cut	$0.00
					Total		$176,575.71

Brown, Cliff (72.50)

Year	1st	2nd	3rd	4th	Total	Finish	Money
1965	75	70			145	Cut	$0.00
					Total		$0.00

Brown, Ellis (74.67)

Year	1st	2nd	3rd	4th	Total	Finish	Money
1955	74	73	77		224	Cut	$0.00
					Total		$0.00

Brown, Howard (73.50)

Year	1st	2nd	3rd	4th	Total	Finish	Money
1963	73	74			147	Cut	$0.00
					Total		$0.00

Brown, J. D. (72.25)

Year	1st	2nd	3rd	4th	Total	Finish	Money
1949	71	71	77	70	289	T28	$0.00
					Total		$0.00

Brown, Jeff (73.50)

Year	1st	2nd	3rd	4th	Total	Finish	Money
2000	76	71			147	Cut	$0.00
					Total		$0.00

Brown, Joe (74.35)

Year	1st	2nd	3rd	4th	Total	Finish	Money
1950	75	73			148	T72	$0.00
1951	74	72	75	72	293	T47	$0.00
1952	75	80			155	Cut	$0.00
1953	77	75	74		226	Cut	$0.00
1954	72	77	71	71	291	T46	$0.00
1957	77	74			151	Cut	$0.00
					Total		$0.00

Brown, Ken (72.31)

Year	1st	2nd	3rd	4th	Total	Finish	Money
1984	73	70	74	72	289	T57	$1,125.00
1985	68	75	73	74	290	T62	$1,085.00
1986	75	72			147	Cut	$0.00
1987	71	71	69	70	281	T9	$15,600.00
1989	77	73			150	Cut	$0.00
					Total		$17,810.00

Brown, Pete (73.03)

Year	1st	2nd	3rd	4th	Total	Finish	Money
1964	71	79	69	77	296	T60	$119.04
1965	72	68	74	74	288	T47	$225.00
1970	75	70	79	73	297	52	$268.34
1971	74	75	76	73	298	T65	$217.39
1973	70	74	70	76	290	T27	$1,486.50
1974	74	69	74	70	287	T39	$540.00
1975	69	70	74	74	287	T41	$510.00
1977	77	70			147	Cut	$0.00
1981	69	78			147	Cut	$0.00
					Total		$3,366.27

Browne, Olin (72.88)

Year	1st	2nd	3rd	4th	Total	Finish	Money
1994	73	77			150	Cut	$0.00
1997	75	73			148	Cut	$0.00
1998	69	77	68	70	284	T17	$28,000.00
1999	72	73	72	74	291	T51	$5,788.89
2001	75	76			151	Cut	$0.00
2002	76	76			152	Cut	$0.00
2003	67	70	69	74	280	T28	$31,950.00
2004	77	70			147	Cut	$0.00
2005	70	71	70	73	284	T21	$48,357.10
2006	70	74	70	75	289	T59	$11,770.00
2008	74	82			156	Cut	$0.00
					Total		$125,865.99

Browning, Jim (74.33)

Year	1st	2nd	3rd	4th	Total	Finish	Money
1954	73	75	75		223	Cut	$0.00
					Total		$0.00

Bruce, Ray (84.00)

Year	1st	2nd	3rd	4th	Total	Finish	Money
1953	86	87			173	Cut	$0.00
1957	79	84			163	Cut	$0.00
					Total		$0.00

Bruckner, Greg (72.00)

Year	1st	2nd	3rd	4th	Total	Finish	Money
1990	74	70			144	Cut	$0.00
1991	73	71			144	Cut	$0.00
					Total		$0.00

Brue, Bob (71.75)

Year	1st	2nd	3rd	4th	Total	Finish	Money
1961	70	71	73	73	287	T26	$284.16
					Total		$284.16

Shell Houston Open
Player Records
1946 thru 2008

Bruno, Bob (73.67)

Year	1st	2nd	3rd	4th	Total	Finish	Money
1962	73	71	75	72	291	T55	$150.00
1963	73	78			151	Cut	$0.00
					Total		$150.00

Bryant, Bart (71.60)

Year	1st	2nd	3rd	4th	Total	Finish	Money
1991	70	71	70	68	279	T25	$6,106.67
1995	69	71	75	78	293	T79	$2,520.00
1996	69	71	71	74	285	T31	$8,700.00
2000	71	74			145	Cut	$0.00
2004	73	78			151	Cut	$0.00
2008	69	74	66	70	279	T11	$128,800.00
					Total		$146,126.67

Bryant, Brad (72.49)

Year	1st	2nd	3rd	4th	Total	Finish	Money
1981	70	75			145	Cut	$0.00
1982	74	79			153	Cut	$0.00
1986	72	73	73	75	293	T58	$1,105.00
1988	72	71	70	77	290	T62	$1,498.00
1989	69	72	72	72	285	T12	$16,200.00
1990	68	73	64		205	T3	$39,062.50
1991	71	72			143	Cut	$0.00
1992	71	76			147	Cut	$0.00
1994	74	73			147	Cut	$0.00
1995	69	72	72	70	283	T19	$15,225.00
1996	74	72			146	Cut	$0.00
1997	74	72	74	69	289	T38	$6,880.00
1999	77	79			156	Cut	$0.00
					Total		$79,970.50

Buck, George (74.50)

Year	1st	2nd	3rd	4th	Total	Finish	Money
1949	76	76			152	Cut	$0.00
1952	72	72	75	76	295	T23	$70.00
					Total		$70.00

Buha, Jason (74.00)

Year	1st	2nd	3rd	4th	Total	Finish	Money
2000	74	77			151	Cut	$0.00
2003	73	72			145	Cut	$0.00
					Total		$0.00

Bulla, John (72.38)

Year	1st	2nd	3rd	4th	Total	Finish	Money
1946	73	72	68	76	289	T15	$152.50
1947	70	74	72	74	290	T13	$205.00
					Total		$357.50

Bulla, Johnny (72.50)

Year	1st	2nd	3rd	4th	Total	Finish	Money
1957	71	73	73	73	290	T30	$176.00
					Total		$176.00

Burgoon, Bronson (74.00)

Year	1st	2nd	3rd	4th	Total	Finish	Money
2006	75	73			148	Cut	$0.00
					Total		$0.00

Burke, Jimmy (76.40)

Year	1st	2nd	3rd	4th	Total	Finish	Money
1959	77	74			151	Cut	$0.00
1960	78	76			154	Cut	$0.00
1961	74	77			151	Cut	$0.00
1963	77	72			149	Cut	$0.00
1965	72	75			147	Cut	$0.00
1968	79	77			156	Cut	$0.00
1970	82	78			160	Cut	$0.00
1971	78	76			154	Cut	$0.00
1976	78	75			153	Cut	$0.00
1980	76	77			153	Cut	$0.00
					Total		$0.00

Burke, Patrick (73.80)

Year	1st	2nd	3rd	4th	Total	Finish	Money
1990	75	74			149	Cut	$0.00
1992	75	75			150	Cut	$0.00
1993	72	70			142	Cut	$0.00
1997	73	73	75	76	297	66	$3,328.00
					Total		$3,328.00

Burke Jr, Jack (71.96)

Year	1st	2nd	3rd	4th	Total	Finish	Money
1946	70	77	75		222	38	$0.00
1950	76	70	68	71	285	7	$520.00
1951	69	69	71	69	278	2	$1,400.00
1952	69	67	69	72	277	1	$2,000.00
1953	74	72	74	66	286	T8	$750.00
1954	71	76	71	70	288	T26	$251.11
1955	68	71	70	69	278	T3	$2,000.00
1956	68	73	68	71	280	T2	$2,700.00
1957	73	77			150	Cut	$0.00
1958	73	73	73	71	290	T22	$342.50
1959	69	66	72	70	277	1	$4,300.00
1960	71	77	76	74	298	T57	$72.00
1961	67	73	75	67	282	8	$1,500.00
1962	71	73	70	69	283	9	$1,600.00
1963	74	70	70	72	286	T52	$36.67
1964	72	75	73	73	293	T46	$119.04
1965	76	69			145	Cut	$0.00
1966	70	68	75	71	284	T19	$1,197.22
1967	77	69	75	70	291	T38	$553.92
1968	73	76			149	Cut	$0.00
1970	72	74	77	73	296	T47	$323.67
1971	75	75	73	72	295	T53	$217.00
1974	73	76			149	Cut	$0.00
1976	76	79			155	Cut	$0.00
					Total		$19,883.13

Burke Jr, Tom (74.75)

Year	1st	2nd	3rd	4th	Total	Finish	Money
1947	80	79	80	70	309	T49	$0.00
1951	76	74			150	Cut	$0.00
1954	77	76			153	Cut	$0.00
1955	69	70	71	72	282	T16	$475.00
1968	75	75			150	Cut	$0.00
1970	79	73			152	Cut	$0.00
					Total		$475.00

Burkemo, Walter (72.20)

Year	1st	2nd	3rd	4th	Total	Finish	Money
1952	73	71	73	70	287	T7	$550.00
1953	75	73	67	72	287	T10	$542.00
1954	69	72	76	65	282	T10	$850.00
1955	70	71	70	72	283	T22	$340.00
1956	74	71	71	72	288	T21	$343.75
1957	73	75	72	74	294	T56	$50.00
1958	73	79			152	Cut	$0.00
1966	75	70	72	76	293	T60	$0.00
					Total		$2,675.75

Burns, Bob (73.35)

Year	1st	2nd	3rd	4th	Total	Finish	Money
1994	78	79			157	Cut	$0.00
1995	69	76			145	Cut	$0.00
1999	72	78			150	Cut	$0.00
2000	76	71			147	Cut	$0.00
2002	68	74	71	73	286	T45	$11,440.00
2003	73	70			143	Cut	$0.00
2004	72	75			147	Cut	$0.00
2005	71	71	74	76	292	T62	$10,500.00
					Total		$21,940.00

Burns, George (70.85)

Year	1st	2nd	3rd	4th	Total	Finish	Money
1976	68	70	70	72	280	T3	$11,800.00
1977	67	68	72	79	286	T25	$1,510.00
1978	67	67	72	75	281	T32	$1,106.66
1979	73	67	72	67	279	T34	$1,482.86
1980	68	67	70	68	273	T8	$9,800.00
1981	69	65	74		208	T23	$2,336.25
1982	73	68	69	67	277	4	$16,800.00
1983	70	74	67	72	283	T13	$7,733.34
1984	68	77			145	Cut	$0.00
1985	74	73			147	Cut	$0.00
1986	71	72	76	73	292	T54	$1,145.00
1987	73	70	68	69	280	T6	$20,100.00
1988	68	72	71	72	283	T28	$4,555.14
1989	77	74			151	Cut	$0.00
1990	67	72	73		212	T45	$2,636.36
1992	72	77			149	Cut	$0.00
					Total		$81,005.61

Burns, Jeff (77.50)

Year	1st	2nd	3rd	4th	Total	Finish	Money
2001	79	76			155	Cut	$0.00
					Total		$0.00

Burroughs, Clark (73.13)

Year	1st	2nd	3rd	4th	Total	Finish	Money
1988	80				80	WD	$0.00
1990	72	71	71		214	T64	$2,060.00
1995	71	71	74	75	291	T70	$2,758.00
					Total		$4,818.00

Burton, Bob (75.00)

Year	1st	2nd	3rd	4th	Total	Finish	Money
1982	77	73			150	Cut	$0.00
					Total		$0.00

Shell Houston Open
Player Records
1946 thru 2008

Burton, Kevin (73.50)

Year	1st	2nd	3rd	4th	Total	Finish	Money
1997	73	74			147	Cut	$0.00
					Total		$0.00

Bury, Dick (76.50)

Year	1st	2nd	3rd	4th	Total	Finish	Money
1957	75	78			153	Cut	$0.00
					Total		$0.00

Butler, Hal (79.00)

Year	1st	2nd	3rd	4th	Total	Finish	Money
1955	84	74			158	Cut	$0.00
					Total		$0.00

Buttner, Bill (72.77)

Year	1st	2nd	3rd	4th	Total	Finish	Money
1982	76	73			149	Cut	$0.00
1988	77	71			148	Cut	$0.00
1989	73	72	73	74	292	T47	$2,054.86
1990	70	71	72		213	T56	$2,210.00
1991	72	72			144	Cut	$0.00
					Total		$4,264.86

Buzzini, George (75.00)

Year	1st	2nd	3rd	4th	Total	Finish	Money
1955	74	76			150	Cut	$0.00
					Total		$0.00

Byman, Bob (72.71)

Year	1st	2nd	3rd	4th	Total	Finish	Money
1980	70	75			145	Cut	$0.00
1981	75	67	77		219	T77	$490.87
1982	73	72			145	Cut	$0.00
					Total		$490.87

Byman, Ed (72.00)

Year	1st	2nd	3rd	4th	Total	Finish	Money
1979	72	71			143	Cut	$0.00
1980	75	70			145	Cut	$0.00
					Total		$0.00

Byrd, Jonathan (71.17)

Year	1st	2nd	3rd	4th	Total	Finish	Money
2002	76	71			147	Cut	$0.00
2007	69	72	68	71	280	T19	$66,660.00
					Total		$66,660.00

Byrum, Curt (71.97)

Year	1st	2nd	3rd	4th	Total	Finish	Money
1983	67	76	74	74	291	T64	$836.00
1984	71	72	69	80	292	T63	$1,045.00
1987	71	70	72	70	283	T17	$8,400.00
1988	71	70	70	73	284	T35	$3,450.80
1989	74	75			149	Cut	$0.00
1990	70	73	73		216	T74	$1,880.00
1991	72	71			143	Cut	$0.00
1992	74	71			145	Cut	$0.00
1994	71	72	70	73	286	T38	$5,070.00
1995	72	69	70	71	282	T12	$25,800.00
1996	75	73			148	Cut	$0.00
					Total		$46,481.80

Byrum, Tom (72.02)

Year	1st	2nd	3rd	4th	Total	Finish	Money
1986	72	72	77	80	301	T74	$950.00
1987	77	72			149	Cut	$0.00
1988	71	70	69	71	281	T15	$10,500.00
1989	75	75			150	Cut	$0.00
1991	73	72			145	Cut	$0.00
1992	69	72	68	75	284	T45	$3,363.42
1993	70	66	68		204	T11	$26,650.00
1995	73	71			144	Cut	$0.00
1996	70	72	68	79	289	T56	$3,330.00
1997	72	73	74	67	286	T23	$14,720.00
1998	74	78			152	Cut	$0.00
1999	70	72	72	72	286	T21	$25,000.00
2000	69	77			146	Cut	$0.00
2001	74	71	69	77	291	T46	$8,959.00
2002	70	70	70	71	281	T17	$5,133.34
2003	71	70	72	69	282	T39	$18,450.00
2004	82	72			154	Cut	$0.00
2005	68	70	70	75	283	T18	$70,000.00
2006	76				76	WD	$0.00
2007	71	68	71	69	279	T14	$93,500.00
2008	71	75			146	Cut	$0.00
					Total		$280,555.76

Cabrera, Angel (70.83)

Year	1st	2nd	3rd	4th	Total	Finish	Money
2007	74	70	69	67	280	T19	$66,660.00
2008	75	70			145	Cut	$0.00
					Total		$66,660.00

Cadle, George (73.00)

Year	1st	2nd	3rd	4th	Total	Finish	Money
1976	75	71			146	T68	$196.54
1978	75	77			152	Cut	$0.00
1980	70	71	74	75	290	T80	$626.50
1981	70	73			143	Cut	$0.00
1984	74	71			145	Cut	$0.00
					Total		$823.04

Cain, John (74.00)

Year	1st	2nd	3rd	4th	Total	Finish	Money
1966	75	73			148	Cut	$0.00
					Total		$0.00

Cain, Steve (78.00)

Year	1st	2nd	3rd	4th	Total	Finish	Money
1973	78	79			157	Cut	$0.00
1977	81	74			155	Cut	$0.00
					Total		$0.00

Calcavecchia, Mark (71.67)

Year	1st	2nd	3rd	4th	Total	Finish	Money
1984	74	69	73	76	292	T63	$1,045.00
1987	78				78	WD	$0.00
1992	72	80			152	Cut	$0.00
1995	69	71	72	77	289	T59	$2,996.00
1996	72	71	68	72	283	T18	$21,000.00
2003	68	65	68	70	271	T2	$336,000.00
2004	72	69	72	73	286	T19	$52,611.11
2005	69	68	73	74	284	T21	$48,357.10
					Total		$462,009.21

Caldwell, Rex (72.23)

Year	1st	2nd	3rd	4th	Total	Finish	Money
1977	71	74	76	77	298	76	$0.00
1978	72	70	72	64	278	T16	$2,700.00
1979	73	69			142	Cut	$0.00
1980	67	70	73	69	279	T37	$1,680.00
1982	78	78			156	Cut	$0.00
1983	70	73	71	71	285	T23	$3,371.43
1984	75	72			147	Cut	$0.00
1985	72	76			148	Cut	$0.00
1992	70	72	70	73	285	T52	$2,784.00
1996	74	75			149	Cut	$0.00
					Total		$10,535.43

Calfee, Bill (72.25)

Year	1st	2nd	3rd	4th	Total	Finish	Money
1977	70	77			147	Cut	$0.00
1978	69	71	69	73	282	T38	$820.00
1980	70	73			143	Cut	$0.00
1981	73	70			143	Cut	$0.00
1982	75	76			151	Cut	$0.00
1983	72	74	71	73	290	T60	$868.00
					Total		$1,688.00

Callender, Mel (77.00)

Year	1st	2nd	3rd	4th	Total	Finish	Money
1983	75	79			154	Cut	$0.00
					Total		$0.00

Calvin, Roger (73.60)

Year	1st	2nd	3rd	4th	Total	Finish	Money
1979	76	78			154	Cut	$0.00
1981	72	70	72		214	T66	$540.75
					Total		$540.75

Cameron, Jack (75.25)

Year	1st	2nd	3rd	4th	Total	Finish	Money
1947	78	75	73	75	301	28	$0.00
					Total		$0.00

Campbell, Chad (70.07)

Year	1st	2nd	3rd	4th	Total	Finish	Money
2002	69	74	67	74	284	T31	$24,800.00
2003	68	72	67	72	279	T21	$43,521.43
2005	73	71			144	Cut	$0.00
2008	73	64	65	72	274	T2	$492,800.00
					Total		$561,121.43

Campbell, Charles (78.00)

Year	1st	2nd	3rd	4th	Total	Finish	Money
1946	73	83	77	79	312	36	$0.00
					Total		$0.00

Campbell, Doug (69.50)

Year	1st	2nd	3rd	4th	Total	Finish	Money
1980	68	73	68	69	278	T29	$2,130.62
					Total		$2,130.62

Campbell, Jim (73.67)

Year	1st	2nd	3rd	4th	Total	Finish	Money
1962	75	71	75		221	Cut	$0.00
					Total		$0.00

Shell Houston Open
Player Records
1946 thru 2008

Campbell, Joe (73.00)

Year	1st	2nd	3rd	4th	Total	Finish	Money
1959	72	73	72	73	290	T36	$50.00
1960	73	72	77	72	294	T41	$78.34
1961	72	74	73	71	290	T50	$150.00
1962	69	76	74	70	289	T41	$150.00
1966	72	72	73	72	289	T48	$210.00
1967	75	75	76	74	300	T68	$0.00
					Total		$638.34

Campbell, Michael (77.83)

Year	1st	2nd	3rd	4th	Total	Finish	Money
2002	73	75			148	Cut	$0.00
2007	80	75			155	Cut	$0.00
2008	81	83			164	Cut	$0.00
					Total		$0.00

Canipe, David (72.62)

Year	1st	2nd	3rd	4th	Total	Finish	Money
1976	75	80			155	Cut	$0.00
1987	74	70	72	76	292	T54	$1,362.00
1988	71	72	73	77	293	69	$1,414.00
1989	73	76			149	Cut	$0.00
1990	71	70	71		212	T45	$2,636.37
1991	71	73			144	Cut	$0.00
1992	67	73	71	69	280	T14	$18,600.00
					Total		$24,012.37

Canizares, Alejandro (77.00)

Year	1st	2nd	3rd	4th	Total	Finish	Money
2008	69	85			154	Cut	$0.00
					Total		$0.00

Canonica, Emanuele (73.00)

Year	1st	2nd	3rd	4th	Total	Finish	Money
2001	71	75			146	Cut	$0.00
					Total		$0.00

Capps, Billy (75.83)

Year	1st	2nd	3rd	4th	Total	Finish	Money
1953	80	80			160	Cut	$0.00
1954	76				76	DQ	$0.00
1955	76	72	71		219	Cut	$0.00
					Total		$0.00

Carbon, Craig (79.75)

Year	1st	2nd	3rd	4th	Total	Finish	Money
1982	81	82			163	Cut	$0.00
1990	77	79			156	Cut	$0.00
					Total		$0.00

Cardenas, Joe (73.33)

Year	1st	2nd	3rd	4th	Total	Finish	Money
1963	71	73	71	71	286	T52	$36.67
1964	75	79			154	Cut	$0.00
					Total		$36.67

Carder, Vic (76.50)

Year	1st	2nd	3rd	4th	Total	Finish	Money
1994	79	74			153	Cut	$0.00
					Total		$0.00

Carfanga, John (81.00)

Year	1st	2nd	3rd	4th	Total	Finish	Money
1955	81				81	DQ	$0.00
					Total		$0.00

Carle, Gary (73.00)

Year	1st	2nd	3rd	4th	Total	Finish	Money
1963	71	72	76	73	292	T80	$0.00
					Total		$0.00

Carmen, Bob (75.67)

Year	1st	2nd	3rd	4th	Total	Finish	Money
1951	74				74	WD	$0.00
1954	75	78			153	Cut	$0.00
					Total		$0.00

Carmichael, Sam (72.83)

Year	1st	2nd	3rd	4th	Total	Finish	Money
1963	72	78			150	Cut	$0.00
1968	74	72	73	68	287	T33	$600.00
					Total		$600.00

Carnevale, Mark (74.50)

Year	1st	2nd	3rd	4th	Total	Finish	Money
1992	70	76			146	Cut	$0.00
1993	74	73			147	Cut	$0.00
1994	72	80			152	Cut	$0.00
1998	75	76			151	Cut	$0.00
					Total		$0.00

Caron, Jason (71.75)

Year	1st	2nd	3rd	4th	Total	Finish	Money
2000	73	71			144	Cut	$0.00
2003	71	72			143	Cut	$0.00
					Total		$0.00

Carpenter, Ed (73.75)

Year	1st	2nd	3rd	4th	Total	Finish	Money
1952	76	78			154	Cut	$0.00
1954	75	77			152	Cut	$0.00
1955	69	68	76	71	284	T27	$260.00
					Total		$260.00

Carr, Joe (76.00)

Year	1st	2nd	3rd	4th	Total	Finish	Money
1963	76	80			156	Cut	$0.00
1965	74	74			148	Cut	$0.00
					Total		$0.00

Carren, Bob (78.00)

Year	1st	2nd	3rd	4th	Total	Finish	Money
1952	77	79			156	Cut	$0.00
					Total		$0.00

Carter, Jim (71.69)

Year	1st	2nd	3rd	4th	Total	Finish	Money
1987	73	74			147	Cut	$0.00
1988	71	69	68	67	275	T4	$30,800.00
1989	72	76			148	Cut	$0.00
1995	74	73			147	Cut	$0.00
1996	69	74	77	72	292	T69	$3,000.00
1997	73	68	70	75	286	T23	$14,720.00
1998	74	71	73	73	291	T59	$4,340.00
2001	72	69	77	70	288	T26	$23,138.89
2002	65	73	68	72	278	T10	$104,000.00
2003	71	69	68	72	280	T28	$31,950.00
2005	72	77			149	Cut	$0.00
					Total		$211,948.89

Carter, Tom (72.00)

Year	1st	2nd	3rd	4th	Total	Finish	Money
2004	71	73	71	73	288	T29	$30,437.50
					Total		$30,437.50

Cascino, George (75.50)

Year	1st	2nd	3rd	4th	Total	Finish	Money
1981	77	74			151	Cut	$0.00
					Total		$0.00

Casper, Billy (71.28)

Year	1st	2nd	3rd	4th	Total	Finish	Money
1956	68	74	73	69	284	T8	$900.00
1957	74	72	76		222	Cut	$0.00
1959	67	75	73	69	284	T14	$753.34
1960	72	73	72	71	288	T18	$680.00
1961	71	70	72	70	283	T9	$1,200.00
1962	70	69	71	69	279	4	$2,600.00
1963	71	67	70	71	279	T11	$1,242.86
1965	72	70	72	72	286	T32	$525.00
1966	69	70	73	72	284	T19	$1,197.22
1967	73	68	65	75	281	T8	$3,392.50
1973	75	74	71	72	292	T42	$696.50
1977	71	71	72	70	284	T17	$2,700.00
1978	73	71	73	71	288	T65	$330.00
1979	73	71			144	Cut	$0.00
					Total		$16,217.42

Castillo, Henry (75.67)

Year	1st	2nd	3rd	4th	Total	Finish	Money
1953	76	75	76		227	Cut	$0.00
					Total		$0.00

Cavanaugh, Gil (75.38)

Year	1st	2nd	3rd	4th	Total	Finish	Money
1947	76	78	78	73	305	T32	$0.00
1950	81	72			153	Cut	$0.00
1951	72	75			147	Cut	$0.00
1952	81	74			155	Cut	$0.00
1953	74	77	71	73	295	T47	$0.00
1954	76	75			151	Cut	$0.00
					Total		$0.00

Shell Houston Open
Player Records
1946 thru 2008

Cejka, Alex (72.00)

Year	1st	2nd	3rd	4th	Total	Finish	Money
2003	70	70	66	73	279	T21	$43,521.43
2004	72	71	72	76	291	T49	$12,340.00
2005	73	73			146	Cut	$0.00
2007	72	69	72	73	286	T42	$18,181.40
2008	78	72			150	Cut	$0.00
					Total		$74,042.83

Cerda Jr, Antonio (72.73)

Year	1st	2nd	3rd	4th	Total	Finish	Money
1976	73	78			151	Cut	$0.00
1977	71	76			147	Cut	$0.00
1978	74	75			149	Cut	$0.00
1979	74	72			146	Cut	$0.00
1982	69	73	70	70	282	T14	$6,125.00
1983	75	70	74	70	289	T54	$908.00
1986	72	73	71	73	289	T36	$2,304.00
1987	73	70	73	73	289	T45	$1,716.00
1988	76	73			149	Cut	$0.00
					Total		$11,053.00

Cerda Sr, Antonio (74.67)

Year	1st	2nd	3rd	4th	Total	Finish	Money
1953	74	75	75	75	299	63	$0.00
1959	76	73			149	Cut	$0.00
					Total		$0.00

Cerrudo, Ron (73.54)

Year	1st	2nd	3rd	4th	Total	Finish	Money
1970	77	80			157	Cut	$0.00
1972	71	74	72	73	290	T42	$388.89
1973	75	70	73	72	290	T27	$1,486.50
1974	72	73	72	76	293	T72	$0.00
1975	73	72			145	Cut	$0.00
1976	71	69	79	75	294	T52	$470.00
1977	71	75	78	72	296	70	$300.00
					Total		$2,645.39

Cesario, Greg (71.00)

Year	1st	2nd	3rd	4th	Total	Finish	Money
1993	71	71			142	Cut	$0.00
					Total		$0.00

Chaffee, Jon (76.50)

Year	1st	2nd	3rd	4th	Total	Finish	Money
1992	76	77			153	Cut	$0.00
					Total		$0.00

Chain, Tom (73.00)

Year	1st	2nd	3rd	4th	Total	Finish	Money
1979	74	72			146	Cut	$0.00
					Total		$0.00

Chalmers, Greg (71.64)

Year	1st	2nd	3rd	4th	Total	Finish	Money
1999	71	78			149	Cut	$0.00
2000	73	71			144	Cut	$0.00
2001	71	72	74	73	290	T41	$12,580.00
2002	69	72	66	74	281	T17	$54,133.33
2003	73	68	64	74	279	T21	$43,521.42
2004	73	73			146	Cut	$0.00
2006	72	69	73	73	287	T44	$15,334.00
					Total		$125,568.75

Chamblee, Brandel (72.54)

Year	1st	2nd	3rd	4th	Total	Finish	Money
1988	72	72			144	Cut	$0.00
1991	74	72			146	Cut	$0.00
1992	68	72	73	67	280	T14	$18,600.00
1993	72	70			142	Cut	$0.00
1994	70	80			150	Cut	$0.00
1995	72	69	67	79	287	T46	$3,640.00
1997	77	74			151	Cut	$0.00
1998	74	72	70	71	287	T36	$8,812.50
2000	73	81			154	Cut	$0.00
2001	74	72			146	Cut	$0.00
2002	71	73			144	Cut	$0.00
					Total		$31,052.50

Champ, Frank (73.00)

Year	1st	2nd	3rd	4th	Total	Finish	Money
1947	72	74	74	72	292	T16	$146.00
1949	71	73	71	72	287	T24	$0.00
1952	74	73	78	72	297	T31	$0.00
					Total		$146.00

Chancey, Jim (72.50)

Year	1st	2nd	3rd	4th	Total	Finish	Money
1979	73	72			145	Cut	$0.00
					Total		$0.00

Chandler, Ben (75.33)

Year	1st	2nd	3rd	4th	Total	Finish	Money
1955	75	76			151	Cut	$0.00
1958	74	75			149	Cut	$0.00
1960	73	79			152	Cut	$0.00
					Total		$0.00

Chapman, Dick (77.50)

Year	1st	2nd	3rd	4th	Total	Finish	Money
1963	78	77			155	Cut	$0.00
					Total		$0.00

Charles, Bob (72.24)

Year	1st	2nd	3rd	4th	Total	Finish	Money
1963	67	66	66	69	268	1	$9,000.00
1964	71	71	72	73	287	T20	$894.05
1965	72	72	72	68	284	T25	$743.75
1967	72	74	80		226	T74	$0.00
1968	71	78			149	Cut	$0.00
1972	73	70	72	73	288	T28	$821.00
1973	72	74	76	70	292	T42	$696.50
1975	69	74	73	74	290	T62	$273.75
1976	70	76			146	T68	$196.54
1979	76	70			146	Cut	$0.00
1983	73	72	72	77	294	T73	$772.00
1984	70	73	71	78	292	T63	$1,045.00
					Total		$14,442.59

Chassee, Dick (75.33)

Year	1st	2nd	3rd	4th	Total	Finish	Money
1956	73	75	78		226	Cut	$0.00
					Total		$0.00

Cheesman, Barry (73.07)

Year	1st	2nd	3rd	4th	Total	Finish	Money
1988	71	74			145	Cut	$0.00
1991	72	77			149	Cut	$0.00
1993	73	68			141	Cut	$0.00
1998	74	77			151	Cut	$0.00
1999	71	72	72	73	288	T33	$12,928.57
2000	76	73			149	Cut	$0.00
					Total		$12,928.57

Chen, T. C. (74.50)

Year	1st	2nd	3rd	4th	Total	Finish	Money
1989	72	77			149	Cut	$0.00
					Total		$0.00

Chen, Tze-Ming (76.00)

Year	1st	2nd	3rd	4th	Total	Finish	Money
1986	77	75			152	Cut	$0.00
					Total		$0.00

Cherry, Don (73.93)

Year	1st	2nd	3rd	4th	Total	Finish	Money
1955	74	74			148	WD	$0.00
1956	78	77			155	DQ	$0.00
1959	68	72	73	79	292	T45	$0.00
1960	75	78	73	75	301	T61	$0.00
1961	71	73	73	76	293	T60	$0.00
1962	72	75	73	73	293	T68	$0.00
1963	75	68	73	71	287	T61	$0.00
1965	75	75			150	Cut	$0.00
1967	77	74			151	Cut	$0.00
					Total		$0.00

Chilson, Frank (79.00)

Year	1st	2nd	3rd	4th	Total	Finish	Money
1951	79	79			158	Cut	$0.00
					Total		$0.00

Shell Houston Open
Player Records
1946 thru 2008

Choi, K. J. (71.18)

Year	1st	2nd	3rd	4th	Total	Finish	Money
2000	71	72			143	Cut	$0.00
2001	73	71	74	76	294	T62	$7,208.00
2002	72	70	75	70	287	T51	$9,472.00
2003	70	76			146	Cut	$0.00
2004	74	70	72	69	285	T11	$96,250.00
2006	71	69	67	72	279	T6	$172,150.00
2007	70	70	71	69	280	T19	$66,660.00
2008	74	66	69	70	279	T11	$128,800.00
					Total		$480,540.00

Chopra, Daniel (71.86)

Year	1st	2nd	3rd	4th	Total	Finish	Money
2004	72	73	74	75	294	T65	$10,450.00
2005	69	76			145	Cut	$0.00
2006	74	69	71	72	286	T36	$24,234.30
2007	68	72	68	73	281	T24	$48,400.00
					Total		$83,084.30

Christie, Michael (74.50)

Year	1st	2nd	3rd	4th	Total	Finish	Money
1997	76	73			149	Cut	$0.00
					Total		$0.00

Cink, Stewart (71.25)

Year	1st	2nd	3rd	4th	Total	Finish	Money
2001	73	70	71	71	285	T13	$65,733.34
					Total		$65,733.34

Claar, Brian (71.57)

Year	1st	2nd	3rd	4th	Total	Finish	Money
1986	74	71	67	70	282	T9	$12,500.00
1987	72	74			146	Cut	$0.00
1990	68	73	72		213	T56	$2,210.00
1991	73	67	68	75	283	T58	$1,736.00
1992	69	68	75	70	282	T30	$6,975.00
1993	72	70			142	Cut	$0.00
1994	69	76			145	Cut	$0.00
1995	73	68	67	71	279	T6	$48,650.00
1996	73	71	70	72	286	T37	$6,450.00
1997	77	73			150	Cut	$0.00
1998	76	75			151	Cut	$0.00
1999	70	73	70	76	289	T40	$9,750.00
					Total		$88,271.00

Clampett, Bobby (72.03)

Year	1st	2nd	3rd	4th	Total	Finish	Money
1982	67	74	69	73	283	T18	$4,260.00
1983	75	79			154	Cut	$0.00
1984	72	71	73	65	281	T17	$7,250.00
1985	74	75			149	Cut	$0.00
1986	71	70	73	75	289	T36	$2,304.00
1987	73	72	75	74	294	T63	$1,278.00
1988	73	68	70	68	279	T9	$18,900.00
1989	76	74			150	Cut	$0.00
1991	75	67	69	66	277	T12	$15,200.00
1994	74	71			145	Cut	$0.00
1995	73	75			148	WD	$0.00
					Total		$49,192.00

Clark, Barney (75.50)

Year	1st	2nd	3rd	4th	Total	Finish	Money
1957	80	74			154	Cut	$0.00
1959	77	71			148	Cut	$0.00
					Total		$0.00

Clark, Chris (75.00)

Year	1st	2nd	3rd	4th	Total	Finish	Money
1980	75	75			150	Cut	$0.00
					Total		$0.00

Clark, Frank (77.00)

Year	1st	2nd	3rd	4th	Total	Finish	Money
1954	76	78			154	Cut	$0.00
					Total		$0.00

Clark, Jimmy (73.38)

Year	1st	2nd	3rd	4th	Total	Finish	Money
1947	71	73			144	WD	$0.00
1950	72	74	77	74	297	T44	$0.00
1951	64	73	73	77	287	T23	$0.00
1952	78	72	74	78	302	T49	$0.00
1953	75	73	71	75	294	T41	$0.00
1954	74	86			160	Cut	$0.00
1955	73	71	73		217	Cut	$0.00
1956	71	69	71	72	283	T4	$1,425.00
1957	76	78			154	Cut	$0.00
1958	74	73	76		223	Cut	$0.00
1961	70	70	72	75	287	T26	$284.16
1963	73	66	74	74	287	T61	$0.00
					Total		$1,709.16

Clark, Tim (72.25)

Year	1st	2nd	3rd	4th	Total	Finish	Money
2007	70	70	77	72	289	T62	$11,715.00
					Total		$11,715.00

Clark II, Michael (73.50)

Year	1st	2nd	3rd	4th	Total	Finish	Money
2000	77	74			151	Cut	$0.00
2002	70	72	74	74	290	T63	$8,480.00
					Total		$8,480.00

Clarke, Darren (68.67)

Year	1st	2nd	3rd	4th	Total	Finish	Money
2002	69	65	67	71	272	2	$432,000.00
2005	71	69	71	67	278	T4	$220,000.00
2006	68				68	WD	$0.00
					Total		$652,000.00

Claxton, Paul (74.33)

Year	1st	2nd	3rd	4th	Total	Finish	Money
1997	75	79			154	Cut	$0.00
2005	68	72	77	75	292	T62	$10,500.00
					Total		$10,500.00

Clearwater, Keith (72.04)

Year	1st	2nd	3rd	4th	Total	Finish	Money
1987	68	72	75	75	290	T51	$1,458.00
1989	74	69	73	76	292	T47	$2,054.86
1992	66	72	73	72	283	T38	$4,920.00
1993	69	70	69		208	T33	$6,581.25
1994	72	67	75	69	283	T23	$12,480.00
1995	70	73	75	78	296	T83	$2,422.00
2001	78	71			149	Cut	$0.00
					Total		$29,916.11

Clements, Lennie (71.74)

Year	1st	2nd	3rd	4th	Total	Finish	Money
1981	69	68	69		206	T13	$4,777.50
1982	74	70	67	70	281	T12	$7,700.00
1983	71	71	74	80	296	75	$760.00
1984	79	78			157	Cut	$0.00
1985	74	71			145	Cut	$0.00
1986	72	69	72	69	282	T9	$12,500.00
1987	72	69	70	73	284	T22	$5,570.00
1988	72	71	68	75	286	T47	$1,798.00
1989	71	73	76	69	289	T32	$4,840.00
1990	75	70			145	Cut	$0.00
1991	71	69	70	72	282	T52	$1,856.00
1993	71	69	73		213	T70	$2,613.00
1994	68	71	72	74	285	T32	$7,193.33
1995	71	72	66	75	284	T27	$9,940.00
1996	70	68	70	76	284	T21	$13,350.00
1997	71	73	72	77	293	T58	$3,536.00
1998	72	77			149	Cut	$0.00
					Total		$76,433.83

Cloughen, Bob (78.50)

Year	1st	2nd	3rd	4th	Total	Finish	Money
1955	80	77			157	Cut	$0.00
					Total		$0.00

Coceres, Jose (73.50)

Year	1st	2nd	3rd	4th	Total	Finish	Money
2003	67	71	74	85	297	70	$9,000.00
2004	73	69	68	73	283	T6	$161,875.00
2005	74	73			147	Cut	$0.00
2006	69	78			147	Cut	$0.00
2008	78	77			155	Cut	$0.00
					Total		$170,875.00

Cochran, Bobby (74.50)

Year	1st	2nd	3rd	4th	Total	Finish	Money
2000	73	76			149	Cut	$0.00
					Total		$0.00

Shell Houston Open
Player Records
1946 thru 2008

Cochran, Russ (71.78)

Year	1st	2nd	3rd	4th	Total	Finish	Money
1983	78	72			150	Cut	$0.00
1984	68	68	71	73	280	T11	$10,250.00
1985	72	68	69	70	279	T4	$19,687.50
1986	70	75	74	79	298	T70	$990.00
1987	69	70	74	68	281	T9	$15,600.00
1988	75	69			144	Cut	$0.00
1989	71	76	72	71	290	T34	$3,870.00
1990	69	77			146	Cut	$0.00
1991	74	71			145	Cut	$0.00
1996	67	71	71	73	282	T14	$26,250.00
2002	71	71	70	75	287	T51	$9,472.00
2004	70	74	70	75	289	T37	$22,000.00
					Total		$108,119.50

Coelho, Herman (73.50)

Year	1st	2nd	3rd	4th	Total	Finish	Money
1951	72	71	70	75	288	T28	$0.00
1952	74	69	74	77	294	T19	$105.00
1953	76	77			153	Cut	$0.00
					Total		$105.00

Coghill, Gene (80.00)

Year	1st	2nd	3rd	4th	Total	Finish	Money
1957	78	82			160	Cut	$0.00
					Total		$0.00

Colbert, Jim (72.12)

Year	1st	2nd	3rd	4th	Total	Finish	Money
1967	74	76	72	70	292	T44	$345.00
1968	74	73	73	80	300	T68	$0.00
1970	72	71	71	72	286	T6	$3,786.66
1971	77				77	WD	$0.00
1973	71	73	75	74	293	T50	$504.40
1975	69	69	75	74	287	T41	$510.00
1976	73	74			147	Cut	$0.00
1977	72	73	71		216	WD79	$0.00
1978	76	68	66	68	278	T16	$2,700.00
1979	66	70	69	70	275	T11	$6,360.00
1981	72	70	71		213	T53	$583.16
1983	79	68			147	Cut	$0.00
1985	74	72			146	Cut	$0.00
					Total		$14,789.22

Cole, Bobby (72.53)

Year	1st	2nd	3rd	4th	Total	Finish	Money
1972	74	71	73	71	289	T37	$622.20
1977	74	71	77	71	293	T62	$375.00
1980	74	65	75	71	285	T69	$700.00
1981	68	74	73		215	T69	$525.00
1983	72	78			150	Cut	$0.00
1987	76	70			146	Cut	$0.00
					Total		$2,222.20

Coleman, Jim (73.73)

Year	1st	2nd	3rd	4th	Total	Finish	Money
1953	77	73	74	73	297	T55	$0.00
1954	75	74	75		224	Cut	$0.00
1955	71	71	70	78	290	T60	$0.00
					Total		$0.00

Coles, Gavin (71.43)

Year	1st	2nd	3rd	4th	Total	Finish	Money
2003	74	74			148	Cut	$0.00
2005	65	69	71	75	280	T7	$140,416.60
2006	75	67	74	71	287	T44	$15,334.00
2007	74	69	73	69	285	T36	$25,345.80
					Total		$181,096.40

Collard, Dick (77.17)

Year	1st	2nd	3rd	4th	Total	Finish	Money
1951	73	76			149	Cut	$0.00
1953	78	74	81	81	314	72	$0.00
					Total		$0.00

Collett, Don (76.50)

Year	1st	2nd	3rd	4th	Total	Finish	Money
1965	74	74			148	Cut	$0.00
1967	76	80			156	Cut	$0.00
1968	74	81			155	Cut	$0.00
					Total		$0.00

Collins, Bill (72.62)

Year	1st	2nd	3rd	4th	Total	Finish	Money
1956	78	70	69	73	290	T36	$101.11
1959	72	73	74	73	292	T45	$50.00
1960	66	71	68	75	280	1	$5,300.00
1961	74	75	73		222	Cut	$0.00
1962	72	78	72		222	Cut	$0.00
1963	72	72	75		219	WD88	$0.00
					Total		$5,451.11

Collins, Chad (77.50)

Year	1st	2nd	3rd	4th	Total	Finish	Money
2008	80	75			155	Cut	$0.00
					Total		$0.00

Collins, Fred (79.00)

Year	1st	2nd	3rd	4th	Total	Finish	Money
1988	77	81			158	Cut	$0.00
					Total		$0.00

Colmenares, Emil (76.43)

Year	1st	2nd	3rd	4th	Total	Finish	Money
1951	73	76	81		230	T66	$0.00
1952	72	77	80	76	305	T56	$0.00
					Total		$0.00

Commans, Ron (73.17)

Year	1st	2nd	3rd	4th	Total	Finish	Money
1982	72	70	72	74	288	T49	$848.00
1985	73	78			151	Cut	$0.00
					Total		$848.00

Comstock, Byron (73.33)

Year	1st	2nd	3rd	4th	Total	Finish	Money
1972	71	77			148	Cut	$0.00
1974	71	73	75	73	292	T69	$152.67
					Total		$152.67

Conley, Tim (74.00)

Year	1st	2nd	3rd	4th	Total	Finish	Money
1993	68	72	73		213	T70	$2,613.00
1998	75	82			157	Cut	$0.00
					Total		$2,613.00

Conn, Pat (77.00)

Year	1st	2nd	3rd	4th	Total	Finish	Money
1953	77				77	DQ	$0.00
					Total		$0.00

Connell, Michael (73.50)

Year	1st	2nd	3rd	4th	Total	Finish	Money
2006	73	74			147	Cut	$0.00
					Total		$0.00

Conner, Frank (72.61)

Year	1st	2nd	3rd	4th	Total	Finish	Money
1975	71	72	75	77	295	T78	$0.00
1976	70	75			145	T57	$196.54
1977	71	71	71	77	290	T48	$512.50
1978	71	68	69	77	285	T54	$440.00
1979	74	66	76	71	287	T71	$588.00
1981	71	73			144	Cut	$0.00
1982	70	71	78	72	291	T59	$773.50
1983	76	69	84	76	305	76	$752.00
1984	71	71	73	73	288	T53	$1,157.50
1985	80	70			150	Cut	$0.00
1986	73	71	70	72	286	T24	$4,050.00
1987	74	71	69	68	282	T13	$11,250.00
1988	71	73			144	Cut	$0.00
1992	68	80			148	Cut	$0.00
					Total		$19,720.04

Connolly, Jim (76.50)

Year	1st	2nd	3rd	4th	Total	Finish	Money
1974	76	77			153	Cut	$0.00
					Total		$0.00

Conrad, Joe (73.83)

Year	1st	2nd	3rd	4th	Total	Finish	Money
1956	74	76	75	72	297	T68	$0.00
1958	70	78	72	78	298	T59	$50.00
1959	74	69	75	73	291	T38	$50.00
					Total		$100.00

Shell Houston Open
Player Records
1946 thru 2008

Coody, Charles (71.64)

Year	1st	2nd	3rd	4th	Total	Finish	Money
1965	74	69	73	75	291	T57	$0.00
1966	73	72	68	73	286	T31	$683.33
1967	70	72	69	67	278	T3	$7,187.50
1968	76	69	78	75	298	67	$0.00
1970	72	76	70	70	288	T15	$1,653.58
1971	72	70	67	75	284	T10	$3,250.00
1972	73	77			150	Cut	$0.00
1973	72	69	72	69	282	T4	$9,020.00
1974	73	71	69	75	288	T49	$373.00
1975	69	71	74	69	283	T12	$2,571.43
1976	70	72	67	74	283	T10	$4,600.00
1977	72	72	73	72	289	T38	$760.00
1978	76	72			148	Cut	$0.00
1979	69	71	72	68	280	T41	$1,110.00
1980	71	68	73	69	281	T51	$828.80
1981	72	74			146	Cut	$0.00
					Total		$32,037.64

Cook, Jeff (72.00)

Year	1st	2nd	3rd	4th	Total	Finish	Money
1993	73	71			144	Cut	$0.00
					Total		$0.00

Cook, John (71.69)

Year	1st	2nd	3rd	4th	Total	Finish	Money
1965	72	72	75	69	288	T47	$225.00
1980	77	74			151	Cut	$0.00
1981	68	73	72		213	T53	$583.15
1983	67	73	68	74	282	T6	$11,685.71
1985	74	69	72	76	291	T64	$1,060.00
1989	80	75			155	Cut	$0.00
1990	70	74			144	Cut	$0.00
1995	67	70	69	75	281	11	$35,000.00
1996	72	66	69	74	281	T9	$37,500.00
1997	72	70	71	74	287	T27	$11,360.00
1998	80	71			151	Cut	$0.00
1999	68	74	68	70	280	T2	$220,000.00
2000	69	76			145	Cut	$0.00
2001	69	72	72	69	282	T4	$149,600.00
2007	72	70	68	72	282	T27	$39,875.00
					Total		$506,888.86

Cooper, Carl (73.80)

Year	1st	2nd	3rd	4th	Total	Finish	Money
1990	76	73			149	Cut	$0.00
1991	73	67	75	77	292	T78	$1,456.00
1992	76	70			146	Cut	$0.00
1993	74	77			151	Cut	$0.00
					Total		$1,456.00

Cooper, Ned (74.00)

Year	1st	2nd	3rd	4th	Total	Finish	Money
1949	76	70	73	77	296	T48	$0.00
					Total		$0.00

Cooper, Pete (72.50)

Year	1st	2nd	3rd	4th	Total	Finish	Money
1950	72	68	71	69	280	2	$1,400.00
1958	76	77			153	Cut	$0.00
1959	70	73	75	74	292	T45	$50.00
					Total		$1,450.00

Corbin, A. H. (78.00)

Year	1st	2nd	3rd	4th	Total	Finish	Money
1952	78				78	WD	$0.00
					Total		$0.00

Coston, Jeff (79.33)

Year	1st	2nd	3rd	4th	Total	Finish	Money
1985	80	78			158	Cut	$0.00
1988	80				80	WD	$0.00
					Total		$0.00

Cotner, Kawika (74.00)

Year	1st	2nd	3rd	4th	Total	Finish	Money
1995	71	72	74	75	292	T74	$2,632.00
1997	80	72			152	Cut	$0.00
					Total		$2,632.00

Couch, Chris (73.90)

Year	1st	2nd	3rd	4th	Total	Finish	Money
1999	73	78			151	Cut	$0.00
2004	73	78			151	Cut	$0.00
2006	78	73			151	Cut	$0.00
2007	71	74	72	69	286	T42	$18,181.40
					Total		$18,181.40

Coughlan, Richard (72.00)

Year	1st	2nd	3rd	4th	Total	Finish	Money
1998	70	73	73	72	288	T53	$4,586.67
					Total		$4,586.67

Couples, Fred (70.54)

Year	1st	2nd	3rd	4th	Total	Finish	Money
1981	72	74			146	Cut	$0.00
1982	71	66	74	72	283	T18	$4,260.00
1983	71	67	72	72	282	T6	$11,685.71
1985	75	69	71	69	284	T24	$4,050.00
1988	70	71	68	75	284	T35	$3,450.80
1989	75	70	69	72	286	T16	$11,600.00
1990	67	69	69		205	T3	$39,062.50
1992	70	73	71	67	281	T22	$10,530.00
1997	69	69	72	78	288	T32	$8,853.33
1998	72	68	70	68	278	3	$136,000.00
2000	75	67	69	74	285	T53	$6,392.00
2001	68	76	72	71	287	T22	$34,000.00
2002	68	71	68	74	281	T17	$54,133.33
2003	65	68	67	67	267	1	$810,000.00
2004	71	74	74	72	291	T49	$12,340.00
2008	73	69	67	66	275	T4	$246,400.00
					Total		$1,392,757.67

Courtney, Chuck (72.59)

Year	1st	2nd	3rd	4th	Total	Finish	Money
1965	75	66	76	75	292	T62	$0.00
1967	72	72	76	73	293	T48	$247.25
1968	70	70	72	72	284	T18	$1,300.00
1970	74	73	80	71	298	T53	$268.33
1971	78	77			155	Cut	$0.00
1972	70	72	70	69	281	T5	$4,541.67
1973	74	71	71	74	290	T27	$1,486.50
1974	72	68	71	73	284	T19	$1,553.57
1975	74	72			146	Cut	$0.00
					Total		$9,397.32

Coward, Mark (77.00)

Year	1st	2nd	3rd	4th	Total	Finish	Money
1997	79	75			154	Cut	$0.00
					Total		$0.00

Cox, Kris (76.25)

Year	1st	2nd	3rd	4th	Total	Finish	Money
2004	73	79			152	Cut	$0.00
2006	81	72			153	Cut	$0.00
					Total		$0.00

Coyle, Jack (73.75)

Year	1st	2nd	3rd	4th	Total	Finish	Money
1951	70	71	77	77	295	T53	$0.00
					Total		$0.00

Craig, Brian (83.50)

Year	1st	2nd	3rd	4th	Total	Finish	Money
1988	83	84			167	Cut	$0.00
					Total		$0.00

Craig, Chip (74.22)

Year	1st	2nd	3rd	4th	Total	Finish	Money
1980	76	75			151	Cut	$0.00
1990	73	76			149	Cut	$0.00
1993	71	69	76		216	T77	$2,431.00
2001	76	76			152	Cut	$0.00
					Total		$2,431.00

Cramer, Rick (74.50)

Year	1st	2nd	3rd	4th	Total	Finish	Money
1986	75	74			149	Cut	$0.00
					Total		$0.00

Shell Houston Open
Player Records
1946 thru 2008

Crampton, Bruce (71.94)

Year	1st	2nd	3rd	4th	Total	Finish	Money
1957	73	71	72	72	288	T13	$693.75
1959	79	75			154	Cut	$0.00
1960	73	76	73	71	293	T39	$115.00
1961	75	78			153	Cut	$0.00
1962	69	69	77	73	288	T34	$171.67
1963	72	72	70	68	282	T25	$625.00
1964	73	71	71	76	291	T41	$190.72
1965	75	69	68	73	285	T29	$650.00
1966	73	70	74	73	290	T51	$0.00
1967	73	76	76	70	295	T55	$0.00
1970	69	68	72	73	282	2	$13,100.00
1971	76	71	74	74	295	T53	$217.39
1972	74	67	74	70	285	T17	$1,562.50
1973	72	66	67	72	277	1	$41,000.00
1974	70	70	72	71	283	T15	$2,325.00
1975	68	70	66	69	273	1	$30,000.00
1976	74	72			146	T68	$196.54
					Total		$90,847.57

Crane, Ben (71.10)

Year	1st	2nd	3rd	4th	Total	Finish	Money
2002	71	77			148	Cut	$0.00
2003	69	69	69	75	282	T39	$18,450.00
2008	74	65	70	72	281	T20	$67,573.30
					Total		$86,023.30

Crawford, Lyle (74.75)

Year	1st	2nd	3rd	4th	Total	Finish	Money
1958	74	74	74	77	299	T61	$50.00
					Total		$50.00

Crawford, Richard (72.40)

Year	1st	2nd	3rd	4th	Total	Finish	Money
1960	69	75	67	73	284	T4	$0.00
1961	73	75	72	74	294	T64	$0.00
1962	72	69	77	73	291	T55	$0.00
1963	77	71			148	Cut	$0.00
1964	72	75	73	79	299	66	$119.04
1965	72	68	75	69	284	T25	$743.75
1966	67	71	70	73	281	T11	$2,425.00
1968	73	71	71	73	288	T38	$450.00
1970	74	74	74	74	296	T47	$323.67
1971	72	72	71	77	292	T40	$506.00
1972	73	69	79	70	291	T51	$231.82
1973	76	67	70	77	290	T27	$1,486.50
1974	74	68	69	76	287	T39	$540.00
1975	72	71	71	71	285	T25	$1,110.00
1976	72	68	75	74	289	T34	$1,105.00
					Total		$9,040.78

Creasy, Ed (74.67)

Year	1st	2nd	3rd	4th	Total	Finish	Money
1955	76	72	76		224	Cut	$0.00
					Total		$0.00

Creel, Howard (73.80)

Year	1st	2nd	3rd	4th	Total	Finish	Money
1946	76	74	74	67	291	T22	$0.00
1947	78				78	Cut	$0.00
					Total		$0.00

Crenshaw, Ben (71.52)

Year	1st	2nd	3rd	4th	Total	Finish	Money
1971	70	69	73	71	283	T7	$0.00
1972	72	71	71	73	287	T23	$0.00
1973	69	71	72	71	283	T6	$0.00
1974	70	70	73	76	289	T53	$333.83
1977	76	70	70	79	295	T66	$325.00
1978	74	72			146	Cut	$0.00
1980	70	72	70	73	285	T69	$700.00
1981	65	70	67		202	T4	$11,550.00
1985	70	75			145	Cut	$0.00
1987	71	75			146	Cut	$0.00
1988	73	65	71	71	280	T12	$14,700.00
1989	73	70	69	75	287	T22	$8,320.00
1990	68	71	68		207	T15	$14,066.67
1991	69	74			143	Cut	$0.00
1992	70	73	73	70	286	T58	$2,628.00
1993	67	68	69		204	T11	$26,650.00
1994	72	70	75	72	289	T61	$2,769.00
1995	70	73	73	73	289	T59	$2,996.00
1996	77	67	75	74	293	T72	$2,895.00
1997	81				81	WD	$0.00
					Total		$87,933.50

Crissy, Bob (77.00)

Year	1st	2nd	3rd	4th	Total	Finish	Money
1974	79	75			154	Cut	$0.00
					Total		$0.00

Cromwell, Richard (78.50)

Year	1st	2nd	3rd	4th	Total	Finish	Money
1988	80	77			157	Cut	$0.00
					Total		$0.00

Crow, Bob (73.89)

Year	1st	2nd	3rd	4th	Total	Finish	Money
1950	73	70	71	81	295	T39	$0.00
1951	77				77	WD	$0.00
1952	78	75			153	Cut	$0.00
1953	74	76			150	DQ	$0.00
1954	72	74	74	71	291	T46	$0.00
1955	74	69	71		214	DQ74	$0.00
1956	74	75	75		224	Cut	$0.00
					Total		$0.00

Crowley, Bob (79.00)

Year	1st	2nd	3rd	4th	Total	Finish	Money
1957	77	81			158	Cut	$0.00
					Total		$0.00

Crownover, Paul (74.25)

Year	1st	2nd	3rd	4th	Total	Finish	Money
1960	72	74	77	74	297	T54	$72.00
					Total		$72.00

Cruse, Tommy (75.50)

Year	1st	2nd	3rd	4th	Total	Finish	Money
1963	79	72			151	Cut	$0.00
					Total		$0.00

Cudd, Jay (74.75)

Year	1st	2nd	3rd	4th	Total	Finish	Money
1982	72	77			149	Cut	$0.00
1984	70	80			150	Cut	$0.00
					Total		$0.00

Cullins, Guy (74.00)

Year	1st	2nd	3rd	4th	Total	Finish	Money
1976	76	75			151	Cut	$0.00
1979	71	74			145	Cut	$0.00
					Total		$0.00

Culp, Tommy (80.50)

Year	1st	2nd	3rd	4th	Total	Finish	Money
1973	87	74			161	Cut	$0.00
					Total		$0.00

Cunning, Michael (74.50)

Year	1st	2nd	3rd	4th	Total	Finish	Money
1984	74	77			151	Cut	$0.00
1992	71	76			147	Cut	$0.00
					Total		$0.00

Cupit, Bobby (73.00)

Year	1st	2nd	3rd	4th	Total	Finish	Money
1955	73				73	DQ	$0.00
					Total		$0.00

Cupit, Buster (72.67)

Year	1st	2nd	3rd	4th	Total	Finish	Money
1952	75	76			151	Cut	$0.00
1954	76	76			152	Cut	$0.00
1955	72	67	69	71	279	T5	$1,225.00
1956	75	74	76		225	Cut	$0.00
1962	71	73	76	71	291	T55	$150.00
1964	71	68	73	70	282	T7	$2,069.05
1965	73	73			146	Cut	$0.00
					Total		$3,444.05

Cupit, Jacky (72.97)

Year	1st	2nd	3rd	4th	Total	Finish	Money
1958	73	76	81	76	306	69	$0.00
1961	72	75	76		223	Cut	$0.00
1962	67	75	69	73	284	T10	$1,310.00
1963	70	70	71	73	284	T34	$170.00
1964	73	73	72	76	294	T55	$119.04
1965	69	73	73	71	286	T32	$525.00
1966	68	74	71	67	280	T7	$3,375.00
1967	71	74	75	71	291	T38	$553.92
1968	72	77			149	Cut	$0.00
1972	79	78			157	Cut	$0.00
					Total		$6,052.96

Curiel, Scott (74.63)

Year	1st	2nd	3rd	4th	Total	Finish	Money
1988	77	75			152	Cut	$0.00
1989	76	76			152	Cut	$0.00
1993	71	71			142	Cut	$0.00
1996	73	78			151	Cut	$0.00
					Total		$0.00

Shell Houston Open
Player Records
1946 thru 2008

Curl, Rod (71.94)

Year	1st	2nd	3rd	4th	Total	Finish	Money
1974	69	71	68	69	277	T2	$11,600.00
1976	76	73			149	Cut	$0.00
1977	75	75			150	Cut	$0.00
1978	73	72			145	Cut	$0.00
1979	69	70	66	70	275	T11	$6,360.00
1980	73	69	68	69	279	T37	$1,680.00
1981	74	75			149	Cut	$0.00
1982	73	70	70	75	288	T49	$848.00
1983	78	73			151	Cut	$0.00
1986	68	76	73	74	291	T48	$1,256.67
1987	77	71			148	Cut	$0.00
					Total		$21,744.67

Curry, Paul (72.50)

Year	1st	2nd	3rd	4th	Total	Finish	Money
2000	74	71			145	Cut	$0.00
					Total		$0.00

Curtis, Ben (71.82)

Year	1st	2nd	3rd	4th	Total	Finish	Money
2003	72	69	70	70	281	T31	$24,975.00
2005	72	77			149	Cut	$0.00
2006	73				73	WD	$0.00
2008	69	72	72	74	287	T47	$13,932.80
					Total		$38,907.80

Cusick, Andy (75.00)

Year	1st	2nd	3rd	4th	Total	Finish	Money
1951	77	69	76	78	300	60	$0.00
					Total		$0.00

Cutshall, Jon (74.14)

Year	1st	2nd	3rd	4th	Total	Finish	Money
1976	77	73			150	Cut	$0.00
1977	75	72			147	Cut	$0.00
1979	72	73			145	Cut	$0.00
1980	71	73			144	Cut	$0.00
1987	76	77			153	Cut	$0.00
1990	75	79			154	Cut	$0.00
1991	71	74			145	Cut	$0.00
					Total		$0.00

Dadian, Archie (71.00)

Year	1st	2nd	3rd	4th	Total	Finish	Money
1965	71	71	70	72	284	T25	$743.75
					Total		$743.75

Dahlbender, Gene (74.25)

Year	1st	2nd	3rd	4th	Total	Finish	Money
1950	71	78	74	74	297	T44	$0.00
					Total		$0.00

Daley, Joe (73.00)

Year	1st	2nd	3rd	4th	Total	Finish	Money
1996	71	70	74	78	293	T72	$2,895.00
1998	72	74	73	72	291	T59	$4,340.00
					Total		$7,235.00

Dalpos, Rick (72.46)

Year	1st	2nd	3rd	4th	Total	Finish	Money
1984	72	71	74	75	292	T63	$1,045.00
1986	71	72	71	78	292	T54	$1,145.00
1987	78	71			149	Cut	$0.00
1993	66	73	70		209	T41	$4,115.09
					Total		$6,305.09

Dalrymple, John (79.50)

Year	1st	2nd	3rd	4th	Total	Finish	Money
1954	76	83			159	Cut	$0.00
					Total		$0.00

Daly, John (71.17)

Year	1st	2nd	3rd	4th	Total	Finish	Money
1991	70	72	71	66	279	T25	$6,106.67
1993	69	70	66		205	T17	$19,500.00
1994	68	74	70	67	279	T7	$40,516.67
1995	71	73			144	Cut	$0.00
1996	71	75			146	Cut	$0.00
1999	69	74	71	77	291	T51	$5,788.89
2000	74	75			149	Cut	$0.00
2001	71	69	73	75	288	T26	$23,138.89
2002	70	75			145	Cut	$0.00
2003	69	69	67	70	275	T7	$145,125.00
2004	76	69	67	71	283	T6	$161,875.00
2005	68	67	73	67	275	2	$540,000.00
2006	69	72	73	75	289	T59	$11,770.00
2007	73	75			148	Cut	$0.00
2008	78				78	WD	$0.00
					Total		$953,821.12

Damron, Robert (72.57)

Year	1st	2nd	3rd	4th	Total	Finish	Money
1997	73	74			147	Cut	$0.00
2003	70	70	73	71	284	T49	$10,750.00
2004	71	76			147	Cut	$0.00
2005	72	75			147	Cut	$0.00
2006	73	69	76	73	291	T70	$10,835.00
					Total		$21,585.00

Danjean, Sid (82.00)

Year	1st	2nd	3rd	4th	Total	Finish	Money
1950	83	81			164	Cut	$0.00
					Total		$0.00

Davidson, Matt (73.50)

Year	1st	2nd	3rd	4th	Total	Finish	Money
2005	73	74			147	Cut	$0.00
					Total		$0.00

Davis, Archie (82.50)

Year	1st	2nd	3rd	4th	Total	Finish	Money
1951	85	80			165	Cut	$0.00
					Total		$0.00

Davis, Bill (78.00)

Year	1st	2nd	3rd	4th	Total	Finish	Money
1949	79	76			155	Cut	$0.00
1950	77	80			157	Cut	$0.00
					Total		$0.00

Davis, Brian (71.50)

Year	1st	2nd	3rd	4th	Total	Finish	Money
2005	71	69	70	70	280	T7	$140,416.60
2006	76	73			149	Cut	$0.00
					Total		$140,416.60

Davis, Lou (80.00)

Year	1st	2nd	3rd	4th	Total	Finish	Money
1964	78	82			160	Cut	$0.00
					Total		$0.00

Dawson, Marco (72.50)

Year	1st	2nd	3rd	4th	Total	Finish	Money
1955	76	73			149	Cut	$0.00
1991	78	78			156	Cut	$0.00
1992	69	77			146	Cut	$0.00
1994	70	72	74	69	285	T32	$7,193.34
1995	76	73			149	Cut	$0.00
1996	71	73	76	77	297	79	$2,730.00
2000	75	73			148	Cut	$0.00
2001	71	69	73	73	286	T16	$49,300.00
2003	71	70	66	75	282	T39	$18,450.00
2005	69	72	73	73	287	T39	$19,500.00
2006	72	70	73	73	288	T54	$12,540.00
2007	71	72	69	73	285	T36	$25,345.80
2008	72	72	70	73	287	T47	$13,932.80
					Total		$148,991.94

Day, Glen (73.00)

Year	1st	2nd	3rd	4th	Total	Finish	Money
2002	70	71	74	72	287	T51	$9,472.00
2005	76				76	DQ	$0.00
2007	75				75	DQ	$0.00
					Total		$9,472.00

Day, Jason (69.50)

Year	1st	2nd	3rd	4th	Total	Finish	Money
2008	73	71	69	65	278	T8	$162,400.00
					Total		$162,400.00

De Jonge, Brendon (75.50)

Year	1st	2nd	3rd	4th	Total	Finish	Money
2007	74	77			151	Cut	$0.00
					Total		$0.00

De La Torre, Manuel (73.19)

Year	1st	2nd	3rd	4th	Total	Finish	Money
1950	79	72			151	Cut	$0.00
1955	72	70	73	78	293	T67	$0.00
1956	73	71	72	70	286	T15	$565.00
1957	73	70	71	77	291	T35	$91.25
1958	75	75			150	Cut	$0.00
					Total		$656.25

Shell Houston Open
Player Records
1946 thru 2008

De Vicenzo, Roberto (71.15)

Year	1st	2nd	3rd	4th	Total	Finish	Money
1953	74	71	73	69	287	T10	$542.00
1954	72	73	69	71	285	T18	$505.00
1958	70	70	71	71	282	T2	$2,500.00
1967	74	73	73	71	291	T38	$553.92
1968	67	68	71	68	274	1	$20,000.00
1970	75	70	71	72	288	T15	$1,653.57
1979	77	66			143	Cut	$0.00
					Total		$25,754.49

Deal, Jim (77.31)

Year	1st	2nd	3rd	4th	Total	Finish	Money
1950	79	80			159	Cut	$0.00
1951	65	70	80	76	291	T41	$0.00
1952	75	72	73	80	300	T47	$0.00
1957	75	84			159	Cut	$0.00
1959	80	82			162	Cut	$0.00
1960	82	84			166	Cut	$0.00
					Total		$0.00

Dean, Robert (75.50)

Year	1st	2nd	3rd	4th	Total	Finish	Money
1954	74	80			154	Cut	$0.00
1955	74	74			148	WD	$0.00
					Total		$0.00

Deaton, Jim (75.00)

Year	1st	2nd	3rd	4th	Total	Finish	Money
1978	76	74			150	Cut	$0.00
					Total		$0.00

Dee, Harry (74.57)

Year	1st	2nd	3rd	4th	Total	Finish	Money
1951	76	70	73	76	295	T53	$0.00
1953	74	76	74	78	302	69	$0.00
1956	74	72	74	74	294	T59	$0.00
1957	77	76			153	Cut	$0.00
					Total		$0.00

Deforest, John (79.00)

Year	1st	2nd	3rd	4th	Total	Finish	Money
1985	79				79	WD	$0.00
					Total		$0.00

Delmar, Jack (77.50)

Year	1st	2nd	3rd	4th	Total	Finish	Money
1947	85	81			166	Cut	$0.00
1949	77	76			153	Cut	$0.00
1951	77	73			150	Cut	$0.00
1952	77	74			151	Cut	$0.00
					Total		$0.00

Deloach, Corker (76.33)

Year	1st	2nd	3rd	4th	Total	Finish	Money
1971	77	76	77	79	309	77	$0.00
1972	74	75			149	Cut	$0.00
					Total		$0.00

Delong, David (72.50)

Year	1st	2nd	3rd	4th	Total	Finish	Money
1993	74	71			145	Cut	$0.00
					Total		$0.00

Delsing, Jay (72.71)

Year	1st	2nd	3rd	4th	Total	Finish	Money
1985	71	71	73	73	288	T55	$1,135.00
1987	72	76			148	Cut	$0.00
1988	72	73			145	Cut	$0.00
1992	71	72	77	68	288	T66	$2,472.00
1996	68	69	78	71	286	T37	$6,450.00
1997	77	71			148	Cut	$0.00
1998	67	73	78	75	293	T67	$4,080.00
1999	72	74			146	Cut	$0.00
2000	75	72			147	Cut	$0.00
2004	77	70			147	Cut	$0.00
					Total		$14,137.00

Demaret, Jimmy (71.89)

Year	1st	2nd	3rd	4th	Total	Finish	Money
1946	68	74	70	72	284	T7	$450.00
1947	75	71	70	76	292	T16	$146.00
1950	74	72	67	70	283	3	$1,000.00
1951	75	68	76	71	290	T34	$0.00
1952	73	72	73	73	291	T13	$180.00
1953	75	72	73	69	289	T17	$285.00
1954	74	75	73	72	294	T59	$0.00
1955	66	71	75	73	285	T32	$171.43
1956	71	67	76	69	283	T4	$1,425.00
1957	68	73	68	73	282	4	$2,000.00
1958	70	70	69	74	283	T4	$1,533.33
1959	69	75	73	75	292	T45	$50.00
1960	73	72	73	70	288	T18	$680.00
1961	71	71	72	74	288	T38	$150.00
1962	72	75	73	73	293	T68	$150.00
1963	72	68	71	69	280	T19	$900.00
1964	70	72	70	72	284	13	$1,319.05
1965	73	77			150	Cut	$0.00
1966	72	71	74	72	289	T48	$210.00
					Total		$10,649.81

Demaret, Milton (76.50)

Year	1st	2nd	3rd	4th	Total	Finish	Money
1946	76	74	71	79	300	T32	$0.00
1947	79	78	74	73	304	T30	$0.00
1949	77	79			156	Cut	$0.00
1954	81	77			158	Cut	$0.00
					Total		$0.00

DeMassey, Mike (76.00)

Year	1st	2nd	3rd	4th	Total	Finish	Money
1952	74	76	77		227	T61	$0.00
1953	76	76	77		229	Cut	$0.00
					Total		$0.00

Demsey, Todd (74.00)

Year	1st	2nd	3rd	4th	Total	Finish	Money
1997	75	73			148	Cut	$0.00
					Total		$0.00

Dennis, Clark (71.04)

Year	1st	2nd	3rd	4th	Total	Finish	Money
1990	70	73	68		211	T37	$4,200.00
1991	70	72	69	72	283	T58	$1,736.00
1994	69	71	72	69	281	T13	$25,133.34
1995	74	68	69	71	282	T12	$25,800.00
1996	72	73			145	Cut	$0.00
1998	73	76			149	Cut	$0.00
1999	72	69	71	71	283	T5	$84,750.00
					Total		$141,619.34

Dent, Jim (72.60)

Year	1st	2nd	3rd	4th	Total	Finish	Money
1971	77	74	75	78	304	T74	$217.39
1972	72	74	70	71	287	T23	$1,078.75
1973	76	73	80	70	299	73	$0.00
1974	70	73	75	74	292	T69	$152.67
1975	72	72	77	73	294	T74	$0.00
1976	74	75			149	Cut	$0.00
1977	69	77	72	76	294	T64	$355.00
1978	71	68	68	75	282	T38	$820.00
1979	66	71	70	71	278	T29	$1,950.00
1980	69	71	77	69	286	T72	$682.50
1981	70	71	69		210	T34	$1,242.50
1982	73	67	71	69	280	T9	$9,450.00
1983	71	72	72	74	289	T54	$908.00
1984	78	73			151	Cut	$0.00
1985	77	72			149	Cut	$0.00
1986	74	75			149	Cut	$0.00
					Total		$16,856.81

DePee, Chuck (73.50)

Year	1st	2nd	3rd	4th	Total	Finish	Money
1951	71	76			147	Cut	$0.00
					Total		$0.00

Devilin, Jack (86.00)

Year	1st	2nd	3rd	4th	Total	Finish	Money
1951	86				86	WD	$0.00
					Total		$0.00

Devlin, Bruce (72.08)

Year	1st	2nd	3rd	4th	Total	Finish	Money
1962	73	68	72	73	286	T17	$800.00
1963	73	72	72	74	291	T78	$0.00
1964	73	75	69	71	288	T23	$756.55
1965	68	69	69	68	274	T2	$5,600.00
1968	73	72	73	78	296	T60	$0.00
1971	75	73	75	73	296	T58	$217.39
1972	69	70	67	72	278	1	$25,000.00
1973	73	73	72	72	290	T27	$1,486.50
1974	73	67	71	76	287	T39	$540.00
1975	73	71	73	69	286	T32	$778.34
1976	69	70	72	72	283	T10	$4,600.00
1977	76	74			150	Cut	$0.00
1979	70	73			143	Cut	$0.00
1983	75	77			152	Cut	$0.00
1984	74	74			148	Cut	$0.00
					Total		$39,778.78

Shell Houston Open
Player Records
1946 thru 2008

Devlin, Kel (77.50)

Year	1st	2nd	3rd	4th	Total	Finish	Money
1987	79	76			155	Cut	$0.00
				Total			$0.00

DeWees, C. A. (81.00)

Year	1st	2nd	3rd	4th	Total	Finish	Money
1952	83	79			162	Cut	$0.00
				Total			$0.00

DiCesaro, Mike (81.00)

Year	1st	2nd	3rd	4th	Total	Finish	Money
1947	81				81	Cut	$0.00
				Total			$0.00

Dickerson, Bubba (74.50)

Year	1st	2nd	3rd	4th	Total	Finish	Money
2006	75	74			149	Cut	$0.00
				Total			$0.00

Dickinson, Gardner (72.38)

Year	1st	2nd	3rd	4th	Total	Finish	Money
1955	73	73			146	WD	$0.00
1956	72	74	74	76	296	T66	$0.00
1957	72	73	72	79	296	T63	$50.00
1958	73	72	74	69	288	T13	$756.00
1961	74	70	75	72	291	T56	$150.00
1962	71	71	76	70	288	T34	$171.67
1965	70	73	70	72	285	T29	$650.00
1966	69	67	69	71	276	2	$13,000.00
1968	69	71	73	74	287	T33	$600.00
1970	74	78			152	Cut	$0.00
1971	76	73	71	70	290	T34	$712.50
				Total			$16,090.17

Dickson, Bob (73.19)

Year	1st	2nd	3rd	4th	Total	Finish	Money
1970	72	73	76	69	290	T26	$880.00
1972	72	73	75	75	295	67	$227.27
1975	71	73	73	72	289	T53	$322.56
1976	73	73			146	T68	$196.54
1977	75	76			151	Cut	$0.00
				Total			$1,626.37

Diehl, Terry (72.35)

Year	1st	2nd	3rd	4th	Total	Finish	Money
1975	70	73	73	68	284	T19	$1,605.00
1976	73	74			147	Cut	$0.00
1979	76	71			147	Cut	$0.00
1980	72	68	71	72	283	T61	$749.00
1981	70	69	71		210	T34	$1,242.50
1982	73	71	78	73	295	T66	$724.50
1983	81				81	WD	$0.00
				Total			$4,321.00

Dietz, Mike (73.72)

Year	1st	2nd	3rd	4th	Total	Finish	Money
1949	70	77	74		221	WD	$0.00
1955	69	70	75	74	288	T53	$0.00
1956	69	74	78	71	292	T48	$0.00
1957	77	75			152	Cut	$0.00
1958	77	72			149	Cut	$0.00
1960	70	80	75		225	Cut	$0.00
				Total			$0.00

Dill, Bill (77.38)

Year	1st	2nd	3rd	4th	Total	Finish	Money
1953	77	79			156	Cut	$0.00
1959	74	80			154	Cut	$0.00
1962	81	77			158	Cut	$0.00
1965	73	78			151	Cut	$0.00
				Total			$0.00

Dill, Johnny (75.00)

Year	1st	2nd	3rd	4th	Total	Finish	Money
1977	74	76			150	Cut	$0.00
				Total			$0.00

Dill, Terry (72.54)

Year	1st	2nd	3rd	4th	Total	Finish	Money
1963	72	73	70	71	286	T52	$36.67
1966	71	72	73	76	292	T54	$0.00
1967	75	69	74	72	290	T31	$733.13
1968	69	69	73	72	283	T14	$1,750.00
1970	80	75			155	Cut	$0.00
1971	72	68	73	76	289	T26	$906.75
1975	73	72			145	Cut	$0.00
1976	72	74			146	T68	$196.54
				Total			$3,623.09

Dillard, Andy (76.00)

Year	1st	2nd	3rd	4th	Total	Finish	Money
1986	75	76			151	Cut	$0.00
1987	74	75			149	Cut	$0.00
1988	77	79			156	Cut	$0.00
				Total			$0.00

Dimarco, Chris (72.10)

Year	1st	2nd	3rd	4th	Total	Finish	Money
1994	78	78			156	Cut	$0.00
1998	76	74			150	Cut	$0.00
1999	71	72	72	71	286	T21	$25,000.00
2000	71	71	70	72	284	T45	$7,707.00
2001	69	70	71	74	284	T9	$88,400.00
2002	69	73	72	68	282	T23	$33,714.28
				Total			$154,821.28

Doctor, Steve (76.25)

Year	1st	2nd	3rd	4th	Total	Finish	Money
1951	72	75			147	Cut	$0.00
1952	74	78			152	Cut	$0.00
1953	80	76			156	Cut	$0.00
1955	75	80			155	Cut	$0.00
				Total			$0.00

Dodds, Trevor (72.69)

Year	1st	2nd	3rd	4th	Total	Finish	Money
1986	80	76			156	Cut	$0.00
1987	74	73			147	Cut	$0.00
1991	73	73			146	Cut	$0.00
1993	68	71	70		209	T41	$4,115.09
1994	71	73			144	Cut	$0.00
2000	69	72	67	72	280	T17	$33,040.00
2004	81				81	WD	$0.00
				Total			$37,155.09

Dodish, Joe (78.00)

Year	1st	2nd	3rd	4th	Total	Finish	Money
1958	78	78			156	Cut	$0.00
				Total			$0.00

Dodson, Leonard (72.00)

Year	1st	2nd	3rd	4th	Total	Finish	Money
1951	71	73	72	72	288	T28	$0.00
				Total			$0.00

Doering, Art (72.73)

Year	1st	2nd	3rd	4th	Total	Finish	Money
1951	76	67	72	71	286	T18	$66.00
1952	80	70	73	76	299	T40	$0.00
1953	72	70	74	74	290	T23	$170.00
1954	74	71	70	72	287	T24	$360.00
1955	72	74	69	71	286	T39	$46.00
1956	75	68	76	75	294	T59	$0.00
1958	75	74			149	Cut	$0.00
				Total			$642.00

Dolan, Jay (74.67)

Year	1st	2nd	3rd	4th	Total	Finish	Money
1965	73	75			148	Cut	$0.00
1966	77	73			150	Cut	$0.00
1967	74	76			150	T75	$0.00
				Total			$0.00

Donald, Luke (71.00)

Year	1st	2nd	3rd	4th	Total	Finish	Money
2002	71	68	71	74	284	T31	$24,800.00
				Total			$24,800.00

Donald, Mike (72.24)

Year	1st	2nd	3rd	4th	Total	Finish	Money
1981	69	74			143	Cut	$0.00
1982	70	74	79	77	300	70	$700.00
1983	70	74	69	75	288	T47	$1,027.43
1984	68	70	70	80	288	T53	$1,157.50
1985	75	77			152	Cut	$0.00
1986	73	71	71	70	285	T19	$6,060.00
1987	74	71	78	78	301	73	$1,164.00
1988	67	69	72	70	278	T7	$22,575.00
1989	67	67	74	74	282	T3	$41,600.00
1990	72	74			146	Cut	$0.00
1991	69	71	71	72	283	T58	$1,736.00
1992	71	67	74	75	287	T64	$2,532.00
1993	72	70			142	Cut	$0.00
1995	72	76			148	Cut	$0.00
				Total			$78,551.93

Shell Houston Open
Player Records
1946 thru 2008

Dorick, Kee (76.33)

Year	1st	2nd	3rd	4th	Total	Finish	Money
1960	74	75	80		229	Cut	$0.00
					Total		$0.00

Dorius, Ted (75.00)

Year	1st	2nd	3rd	4th	Total	Finish	Money
1959	76	74			150	Cut	$0.00
					Total		$0.00

Doser, Clarence (73.00)

Year	1st	2nd	3rd	4th	Total	Finish	Money
1949	75	69	73	75	292	T35	$0.00
					Total		$0.00

Doss, Jack (77.67)

Year	1st	2nd	3rd	4th	Total	Finish	Money
1955	75	77			152	Cut	$0.00
1959	76	80			156	Cut	$0.00
1960	77	81			158	Cut	$0.00
					Total		$0.00

Dougherty, Ed (72.69)

Year	1st	2nd	3rd	4th	Total	Finish	Money
1976	70	75			145	T57	$196.54
1977	75	75			150	Cut	$0.00
1979	76	68			144	Cut	$0.00
1980	73	70			143	Cut	$0.00
1982	67	75	72	69	283	T18	$4,260.00
1988	72	73			145	Cut	$0.00
1990	76	78			154	Cut	$0.00
1991	70	71	69	70	280	T31	$4,256.00
1992	68	77			145	Cut	$0.00
1993	71	71			142	Cut	$0.00
1994	71	70	82	74	297	80	$2,340.00
1997	74	70	77	77	298	T67	$3,248.00
					Total		$14,300.54

Douglas, Dave (72.86)

Year	1st	2nd	3rd	4th	Total	Finish	Money
1949	73	67	72	76	288	27	$0.00
1950	72	74	71	75	292	T27	$0.00
1952	73	72	72	72	289	T9	$390.00
1953	75	76	73	76	300	T64	$0.00
1954	70	71	69	67	277	1	$6,000.00
1955	74	71	72		217	Cut	$0.00
1956	73	71	68	68	280	T2	$2,700.00
1957	72	70	76	80	298	66	$50.00
1960	85				85	Cut	$0.00
1961	72	78	74		224	Cut	$0.00
					Total		$9,140.00

Douglass, Bruce (72.33)

Year	1st	2nd	3rd	4th	Total	Finish	Money
1980	70	72	68	74	284	T66	$721.00
1981	73	77			150	Cut	$0.00
					Total		$721.00

Douglass, Dale (71.71)

Year	1st	2nd	3rd	4th	Total	Finish	Money
1965	75	75			150	Cut	$0.00
1966	70	70	70	72	282	T15	$2,000.00
1967	70	71	74	76	291	T38	$553.91
1968	69	71	71	69	280	T7	$3,100.00
1970	70	72	71	73	286	T6	$3,786.67
1971	72	71	70	72	285	T12	$2,531.25
1972	70	75	72	72	289	T37	$622.20
1975	67	70	78	72	287	T41	$510.00
1976	72	73			145	T57	$196.54
1977	78	72			150	Cut	$0.00
1980	72	70	67	71	280	T39	$1,200.50
					Total		$14,501.07

Dowdall, John (72.64)

Year	1st	2nd	3rd	4th	Total	Finish	Money
1990	69	71	74		214	T64	$2,060.00
1992	69	81			150	Cut	$0.00
1993	66	73	68		207	T26	$9,230.00
1994	73	75			148	Cut	$0.00
1995	75	71			146	Cut	$0.00
1997	76	76			152	Cut	$0.00
					Total		$11,290.00

Dowen, Gary (79.00)

Year	1st	2nd	3rd	4th	Total	Finish	Money
1977	83	75			158	Cut	$0.00
					Total		$0.00

Dowling, Jim (74.00)

Year	1st	2nd	3rd	4th	Total	Finish	Money
1963	73	75			148	Cut	$0.00
					Total		$0.00

Doyle, Allen (73.17)

Year	1st	2nd	3rd	4th	Total	Finish	Money
1996	72	72	74	71	289	T56	$3,330.00
1997	73	77			150	Cut	$0.00
					Total		$3,330.00

Draper, Eddie (77.00)

Year	1st	2nd	3rd	4th	Total	Finish	Money
1959	77	77			154	Cut	$0.00
					Total		$0.00

Driscoll, James (74.50)

Year	1st	2nd	3rd	4th	Total	Finish	Money
2005	76	72			148	Cut	$0.00
2006	77	72			149	Cut	$0.00
2008	73	77			150	Cut	$0.00
					Total		$0.00

Duble, Dickie (75.75)

Year	1st	2nd	3rd	4th	Total	Finish	Money
1961	77	77	77	72	303	68	$0.00
					Total		$0.00

Dudas, Stan (74.27)

Year	1st	2nd	3rd	4th	Total	Finish	Money
1951	78	69			147	Cut	$0.00
1954	74	76	78		228	Cut	$0.00
1955	71	69	76	77	293	T67	$0.00
1958	72	77			149	Cut	$0.00
					Total		$0.00

Duden, Bob (73.45)

Year	1st	2nd	3rd	4th	Total	Finish	Money
1951	72	72	78		222	T66	$0.00
1952	73	80			153	Cut	$0.00
1953	77	74	72	74	297	T55	$0.00
1954	71	73	70	74	288	T26	$251.11
1955	73	70	73	73	289	T55	$0.00
1956	72	71	73	74	290	T36	$101.11
1957	72	74	75		221	Cut	$0.00
1958	74	76			150	Cut	$0.00
1960	73	75	73		221	T64	$0.00
1963	72	74			146	Cut	$0.00
					Total		$352.22

Dufner, Jason (73.25)

Year	1st	2nd	3rd	4th	Total	Finish	Money
2004	74	73			147	Cut	$0.00
2007	73	73			146	Cut	$0.00
					Total		$0.00

Duke, Ken (72.88)

Year	1st	2nd	3rd	4th	Total	Finish	Money
2004	74	75			149	Cut	$0.00
2007	69	73	72	73	287	T49	$13,325.70
2008	71	76			147	Cut	$0.00
					Total		$13,325.70

Dunakey, Doug (73.25)

Year	1st	2nd	3rd	4th	Total	Finish	Money
1999	72	70	71	77	290	T45	$7,150.00
2000	74	75			149	Cut	$0.00
2001	74	73			147	Cut	$0.00
					Total		$7,150.00

Dunaway, Skip (71.00)

Year	1st	2nd	3rd	4th	Total	Finish	Money
1980	66	67	72	71	276	T19	$4,242.00
1981	73	72			145	Cut	$0.00
1982	71	76			147	Cut	$0.00
					Total		$4,242.00

Dunk, Billy (72.42)

Year	1st	2nd	3rd	4th	Total	Finish	Money
1962	71	74	66	77	288	T34	$171.66
1963	75	68	71	74	288	T66	$0.00
1964	72	77	72	72	293	T46	$119.05
					Total		$290.71

Shell Houston Open
Player Records
1946 thru 2008

Dunlap, Scott (72.56)

Year	1st	2nd	3rd	4th	Total	Finish	Money
1996	73	71	70	71	285	T31	$8,700.00
1997	72	76			148	Cut	$0.00
1999	72	74			146	Cut	$0.00
2000	73	69	73	72	287	T65	$5,852.00
2002	73	74			147	Cut	$0.00
2005	74	74			148	Cut	$0.00
					Total		$14,552.00

Dunn, Billy (78.50)

Year	1st	2nd	3rd	4th	Total	Finish	Money
1956	77	77	81	79	314	75	$0.00
					Total		$0.00

Dupree, Chuck (78.50)

Year	1st	2nd	3rd	4th	Total	Finish	Money
1952	76	81			157	Cut	$0.00
					Total		$0.00

Durant, Joe (72.00)

Year	1st	2nd	3rd	4th	Total	Finish	Money
1993	75	75			150	Cut	$0.00
1998	70	72	71	70	283	T12	$39,200.00
1999	73	73			146	Cut	$0.00
2000	69	72	71	74	286	T60	$6,048.00
2001	67	69	71	74	281	T2	$299,200.00
2002	71	74			145	Cut	$0.00
2003	72	72			144	Cut	$0.00
2005	72	71	72	69	284	T21	$48,357.10
2006	71	77			148	Cut	$0.00
2008	72	77			149	Cut	$0.00
					Total		$392,805.10

Duval, David (70.89)

Year	1st	2nd	3rd	4th	Total	Finish	Money
1995	71	70	72	71	284	T27	$9,940.00
1996	66	70	67	72	275	3	$102,000.00
1997	65	71	75	73	284	T15	$25,600.00
1998	69	70	73	64	276	1	$360,000.00
1999	69	70	78	76	293	T64	$5,250.00
2001	72	70	72	74	288	T26	$23,138.89
2002	75	67	68	75	285	T34	$18,109.09
					Total		$544,037.98

Eaks, R. W. (74.00)

Year	1st	2nd	3rd	4th	Total	Finish	Money
1981	71	74			145	Cut	$0.00
1998	76	76			152	WD	$0.00
1999	72	75			147	Cut	$0.00
					Total		$0.00

Eastwood, Bob (72.20)

Year	1st	2nd	3rd	4th	Total	Finish	Money
1972	78	80			158	Cut	$0.00
1973	72	69	74	73	288	T19	$2,290.14
1974	73	70	70	72	285	T26	$1,110.00
1975	71	68	73	74	286	T32	$778.33
1976	72	73			145	T57	$196.54
1977	70	74	70	69	283	T11	$3,800.00
1978	71	74			145	Cut	$0.00
1981	74	74			148	Cut	$0.00
1983	73	70	68	73	284	T16	$5,611.43
1984	66	69	74	71	280	T11	$10,250.00
1985	72	74			146	Cut	$0.00
1986	70	71	80	76	297	T68	$1,015.00
1987	76				76	WD	$0.00
1989	77	72			149	Cut	$0.00
1990	74				74	WD	$0.00
1991	69	72	71	72	284	T66	$1,648.00
1992	70	70	69	71	280	T14	$18,600.00
1993	68	73			141	Cut	$0.00
1995	74	76			150	Cut	$0.00
					Total		$45,299.44

Eberhardt, Elmer (91.00)

Year	1st	2nd	3rd	4th	Total	Finish	Money
1950	91				91	WD	$0.00
					Total		$0.00

Ecton, Bud (79.50)

Year	1st	2nd	3rd	4th	Total	Finish	Money
1952	78	79			157	Cut	$0.00
1957	85	79			164	Cut	$0.00
1959	80	76			156	Cut	$0.00
					Total		$0.00

Edwards, Danny (71.25)

Year	1st	2nd	3rd	4th	Total	Finish	Money
1980	67	72	68	73	280	T39	$1,200.50
1982	71	68	69	68	276	3	$23,800.00
1983	72	74	73	70	289	T54	$908.00
1987	73	66	72	72	283	T17	$8,400.00
1988	73	71			144	Cut	$0.00
1998	76	77			153	Cut	$0.00
					Total		$34,308.50

Edwards, David (71.07)

Year	1st	2nd	3rd	4th	Total	Finish	Money
1979	68	70	68	69	275	T11	$6,360.00
1980	66	78			144	Cut	$0.00
1981	66	74	70		210	T34	$1,242.50
1982	71	72	73	77	293	T62	$745.50
1983	72	71	69	69	281	5	$16,000.00
1986	73	71	66	69	279	T4	$20,666.67
1989	75	73			148	Cut	$0.00
1991	71	77			148	Cut	$0.00
2000	70	72	69	72	283	T38	$11,480.00
					Total		$56,494.67

Edwards, Greg (78.00)

Year	1st	2nd	3rd	4th	Total	Finish	Money
1973	79	77			156	Cut	$0.00
					Total		$0.00

Edwards, Jerry (73.50)

Year	1st	2nd	3rd	4th	Total	Finish	Money
1963	75	74			149	Cut	$0.00
1965	71	73	71	77	292	T62	$0.00
					Total		$0.00

Edwards, Joel (71.95)

Year	1st	2nd	3rd	4th	Total	Finish	Money
1989	74	69	73	75	291	T42	$2,800.00
1990	72	75			147	Cut	$0.00
1991	68	70	70	69	277	T12	$15,200.00
1992	72	75			147	Cut	$0.00
1993	70	73			143	Cut	$0.00
1994	72	82			154	Cut	$0.00
1995	69	72	75	75	291	T70	$2,758.00
1996	68	75	70	74	287	T44	$4,800.00
1997	71	72	77	72	292	T52	$3,712.00
2000	68	71	67	70	276	T3	$162,400.00
2001	70	69	73	73	285	T13	$65,733.33
2002	73	71			144	Cut	$0.00
					Total		$257,403.33

Edwards, Scott (79.00)

Year	1st	2nd	3rd	4th	Total	Finish	Money
1951	79				79	WD	$0.00
					Total		$0.00

Eger, Dave (73.50)

Year	1st	2nd	3rd	4th	Total	Finish	Money
1978	76	71			147	Cut	$0.00
					Total		$0.00

Eichelberger, Dave (71.89)

Year	1st	2nd	3rd	4th	Total	Finish	Money
1971	74	71	73	72	290	T34	$712.50
1972	71	72	75	75	293	T58	$227.27
1973	71	73	71	75	290	T27	$1,486.50
1974	75	70	70	72	287	T39	$540.00
1976	70	73	74	74	291	T41	$760.00
1977	72	67	70	73	282	T6	$5,980.00
1978	74	69	68	68	279	T22	$1,780.00
1979	68	71	72	68	279	T34	$1,482.86
1980	71	69	71	67	278	T29	$2,130.63
1981	71	72			143	Cut	$0.00
1982	71	71	72	70	284	T25	$2,671.67
1983	72	78			150	Cut	$0.00
1984	74	70			144	Cut	$0.00
1985	71	74			145	Cut	$0.00
1986	78	72			150	Cut	$0.00
1987	74	75			149	Cut	$0.00
1988	72				72	WD	$0.00
1989	79				79	WD	$0.00
1990	72	71	70		213	T56	$2,210.00
					Total		$19,981.43

Elder, Brad (73.25)

Year	1st	2nd	3rd	4th	Total	Finish	Money
2000	72	74			146	Cut	$0.00
2001	75	68	71	76	290	T41	$12,580.00
2003	76	74			150	Cut	$0.00
					Total		$12,580.00

Shell Houston Open
Player Records
1946 thru 2008

Elder, Lee (71.62)

Year	1st	2nd	3rd	4th	Total	Finish	Money
1970	76	75			151	Cut	$0.00
1972	72	74	69	73	288	T28	$821.00
1973	72	69	72	75	288	T19	$2,290.14
1976	70	72	67	69	278	1	$40,000.00
1977	73	70	74	73	290	T48	$512.50
1978	74	68	71	70	283	T45	$600.00
1980	69	72	70	71	282	T56	$784.00
1981	73	69	69		211	T43	$819.00
1982	73	81			154	Cut	$0.00
1983	69	73	69	69	280	T2	$29,866.67
1984	70	72	72	74	288	T53	$1,157.50
					Total		*$76,850.81*

Elkington, Steve (71.72)

Year	1st	2nd	3rd	4th	Total	Finish	Money
1985	72	71	71	75	289	T59	$0.00
1986	71	73	72	73	289	T36	$2,304.00
1987	71	73	68	73	285	T28	$4,260.00
1988	71	67	72	72	282	T22	$6,498.33
1989	72	74	74	75	295	T61	$1,680.00
1990	67	73	68		208	T24	$8,525.00
1991	69	67	71	75	282	T52	$1,856.00
1992	71	70	75	73	289	T69	$2,364.00
1993	70	65	68		203	T7	$39,162.50
1994	67	74	72	75	288	T55	$2,925.00
1995	75	75			150	Cut	$0.00
1997	69	74	70	65	278	3	$108,800.00
1998	77	74			151	Cut	$0.00
1999	69	76	65		210	WD	$0.00
2001	76	70			146	Cut	$0.00
2002	74	70			144	Cut	$0.00
2003	74	70			144	Cut	$0.00
2004	75	80			155	Cut	$0.00
2005	71	71	74	73	289	T49	$12,216.60
2007	77	71			148	Cut	$0.00
2008	67	74	69	70	280	T14	$92,400.00
					Total		*$282,991.43*

Elliott, John (74.50)

Year	1st	2nd	3rd	4th	Total	Finish	Money
1992	73	78			151	Cut	$0.00
1993	76	71			147	Cut	$0.00
1996	76	73			149	Cut	$0.00
1999	74	73			147	Cut	$0.00
2005	77	74			151	Cut	$0.00
					Total		*$0.00*

Ellis, Danny (75.75)

Year	1st	2nd	3rd	4th	Total	Finish	Money
2001	80	74			154	Cut	$0.00
2006	77	72			149	Cut	$0.00
					Total		*$0.00*

Ellis, Jack (78.50)

Year	1st	2nd	3rd	4th	Total	Finish	Money
1960	77	80			157	Cut	$0.00
					Total		*$0.00*

Ellis, Richard (74.50)

Year	1st	2nd	3rd	4th	Total	Finish	Money
1970	78	75	75	70	298	T53	$0.00
					Total		*$0.00*

Ellis, Wes (72.09)

Year	1st	2nd	3rd	4th	Total	Finish	Money
1954	72	77	75	71	295	64	$0.00
1955	68	68	77	67	280	T9	$816.67
1956	72	69	72	74	287	T18	$490.00
1957	80	74			154	Cut	$0.00
1959	70	68	73	71	282	T10	$975.00
1966	73	72	71	72	288	T42	$305.00
					Total		*$2,586.67*

Els, Ernie (69.50)

Year	1st	2nd	3rd	4th	Total	Finish	Money
2003	69	69	69	71	278	T17	$65,250.00
					Total		*$65,250.00*

Elsworth, Bob (80.50)

Year	1st	2nd	3rd	4th	Total	Finish	Money
1959	80	81			161	Cut	$0.00
					Total		*$0.00*

Emmons, Billy (73.50)

Year	1st	2nd	3rd	4th	Total	Finish	Money
1965	73	71	73	77	294	T67	$0.00
					Total		*$0.00*

Engler, Jr., John (76.50)

Year	1st	2nd	3rd	4th	Total	Finish	Money
2006	80	73			153	Cut	$0.00
					Total		*$0.00*

Epps, Charlie (75.95)

Year	1st	2nd	3rd	4th	Total	Finish	Money
1976	72	78			150	Cut	$0.00
1979	75	75			150	Cut	$0.00
1980	73	71			144	Cut	$0.00
1981	75	76			151	Cut	$0.00
1982	75	73			148	Cut	$0.00
1983	85	78			163	Cut	$0.00
1985	76	75			151	Cut	$0.00
1986	82	78			160	Cut	$0.00
1990	79	70			149	Cut	$0.00
1995	77	76			153	Cut	$0.00
					Total		*$0.00*

Erfurth, Billy (74.20)

Year	1st	2nd	3rd	4th	Total	Finish	Money
1956	76	70	75		221	DQ76	$0.00
1958	77	73			150	Cut	$0.00
					Total		*$0.00*

Erickson, Bob (73.00)

Year	1st	2nd	3rd	4th	Total	Finish	Money
1974	73	73			146	Cut	$0.00
					Total		*$0.00*

Erskine, Randy (72.40)

Year	1st	2nd	3rd	4th	Total	Finish	Money
1974	73	72	74	72	291	T65	$251.25
1978	67	77	73	72	289	T70	$75.00
1979	73	71			144	Cut	$0.00
					Total		*$326.25*

Escalente, Al (83.00)

Year	1st	2nd	3rd	4th	Total	Finish	Money
1954	83				83	DQ	$0.00
					Total		*$0.00*

Esposito, Lou (75.50)

Year	1st	2nd	3rd	4th	Total	Finish	Money
1954	76	75			151	Cut	$0.00
					Total		*$0.00*

Essig, Don (73.50)

Year	1st	2nd	3rd	4th	Total	Finish	Money
1963	74	69	74	77	294	T82	$0.00
					Total		*$0.00*

Estes, Bob (71.41)

Year	1st	2nd	3rd	4th	Total	Finish	Money
1989	76	76			152	Cut	$0.00
1990	71	70	69		210	T32	$5,660.00
1991	72	69	70	67	278	T18	$9,737.15
1992	72	70	72	72	286	T58	$2,628.00
1993	72	74			146	Cut	$0.00
1994	73	74			147	Cut	$0.00
1996	78	75			153	Cut	$0.00
1999	69	72	78	78	297	T73	$4,825.00
2005	72	68	75	72	287	T39	$19,500.00
2006	71	69	66	69	275	2	$594,000.00
2007	67	71	69	71	278	T9	$137,500.00
2008	71	69	64	72	276	T6	$194,600.00
					Total		*$968,450.15*

Estes, Jim (79.00)

Year	1st	2nd	3rd	4th	Total	Finish	Money
1998	77	81			158	Cut	$0.00
					Total		*$0.00*

Eubank, Tom (72.00)

Year	1st	2nd	3rd	4th	Total	Finish	Money
1990	73	71			144	Cut	$0.00
					Total		*$0.00*

Evans, Max (72.77)

Year	1st	2nd	3rd	4th	Total	Finish	Money
1949	73	74	72	73	292	T35	$0.00
1950	73	71	73	75	292	T27	$0.00
1951	66	73	75	71	285	T15	$153.33
1952	76	77			153	Cut	$0.00
1953	74	75	73	73	295	T47	$0.00
1954	73	68	76	72	289	T36	$135.00
1955	72	69	73	72	286	T39	$46.00
					Total		*$334.33*

Shell Houston Open
Player Records
1946 thru 2008

Evans, Tom (72.62)

Year	1st	2nd	3rd	4th	Total	Finish	Money
1973	77				77	WD	$0.00
1974	72	68	73	72	285	T26	$1,110.00
1975	70	71	70	75	286	T32	$778.33
1976	72	75			147	Cut	$0.00
1977	74	75			149	Cut	$0.00
					Total		$1,888.33

Evans, Tony (76.50)

Year	1st	2nd	3rd	4th	Total	Finish	Money
1965	74	79			153	Cut	$0.00
					Total		$0.00

Ewing, Bob (79.50)

Year	1st	2nd	3rd	4th	Total	Finish	Money
1959	82	77			159	Cut	$0.00
					Total		$0.00

Ewing, Jack (73.00)

Year	1st	2nd	3rd	4th	Total	Finish	Money
1972	68	72	69	72	281	T5	$4,541.66
1973	78	73			151	Cut	$0.00
1974	74	66	73	71	284	T19	$1,553.57
1975	72	70	78	85	305	83	$0.00
1977	73	74			147	Cut	$0.00
					Total		$6,095.23

Ezinicki, Bill (73.40)

Year	1st	2nd	3rd	4th	Total	Finish	Money
1954	69	81	76		226	Cut	$0.00
1958	71	70			141	Cut	$0.00
					Total		$0.00

Fabel, Brad (71.87)

Year	1st	2nd	3rd	4th	Total	Finish	Money
1985	75	71			146	Cut	$0.00
1986	79	71			150	Cut	$0.00
1987	71	74	77	70	292	T54	$1,362.00
1988	69	71	72	73	285	T40	$2,590.00
1989	73	72	72	71	288	T25	$5,977.15
1990	69	69	68		206	T11	$22,000.00
1991	73	68	69	72	282	T52	$1,856.00
1992	73	77			150	Cut	$0.00
1993	71	69	71		211	T60	$2,821.00
1994	71	71	71	73	286	T38	$5,070.00
1996	71	74			145	Cut	$0.00
1997	73	68	75	75	291	T45	$4,484.57
1998	74	74			148	Cut	$0.00
1999	77				77	WD	$0.00
2000	70	67	69	71	277	T5	$106,400.00
					Total		$152,560.72

Fadel, Alan (72.50)

Year	1st	2nd	3rd	4th	Total	Finish	Money
1980	72	73			145	Cut	$0.00
					Total		$0.00

Fairfield, Don (72.53)

Year	1st	2nd	3rd	4th	Total	Finish	Money
1955	76	75			151	Cut	$0.00
1956	71	71	72	69	283	T4	$1,425.00
1957	73	75	72	72	292	T43	$50.00
1958	72	73	75	73	293	T38	$50.00
1959	71	69	76	76	292	T45	$50.00
1960	72	76	74	73	295	T47	$72.00
1961	69	73	75	68	285	T17	$700.00
1962	73	78			151	Cut	$0.00
1963	75	70	69	72	286	T52	$36.67
1964	74	72	66	71	283	T9	$1,569.05
					Total		$3,952.72

Fairfield, Jim (82.50)

Year	1st	2nd	3rd	4th	Total	Finish	Money
1973	87	78			165	Cut	$0.00
					Total		$0.00

Faldo, Nick (71.90)

Year	1st	2nd	3rd	4th	Total	Finish	Money
1981	69	69	82		220	T79	$477.75
1985	74	75			149	Cut	$0.00
1986	68	69	70	77	284	T15	$8,250.00
1989	73	70	72	76	291	T42	$2,800.00
1990	70	73	64		207	T15	$14,066.67
2001	75	70	70	72	287	T22	$34,000.00
					Total		$59,594.42

Fannin, Elwin (77.17)

Year	1st	2nd	3rd	4th	Total	Finish	Money
1964	77	79			156	Cut	$0.00
1972	75	80			155	Cut	$0.00
1974	77	75			152	Cut	$0.00
					Total		$0.00

Farina, Armand (77.00)

Year	1st	2nd	3rd	4th	Total	Finish	Money
1950	80	74			154	Cut	$0.00
					Total		$0.00

Farlow, Sam (73.67)

Year	1st	2nd	3rd	4th	Total	Finish	Money
1974	73	74			147	Cut	$0.00
1977	71	75	71	78	295	T66	$325.00
					Total		$325.00

Farquhar, John (76.67)

Year	1st	2nd	3rd	4th	Total	Finish	Money
1966	78	73			151	Cut	$0.00
1970	78	74	75	82	309	T62	$0.00
					Total		$0.00

Farrar, Jack (81.25)

Year	1st	2nd	3rd	4th	Total	Finish	Money
1947	73	82	82	88	325	53	$0.00
					Total		$0.00

Farrow, Greg (77.25)

Year	1st	2nd	3rd	4th	Total	Finish	Money
1984	77	78			155	Cut	$0.00
1988	80	74			154	Cut	$0.00
					Total		$0.00

Fasth, Niclas (77.25)

Year	1st	2nd	3rd	4th	Total	Finish	Money
1998	78	81			159	Cut	$0.00
2004	74	76			150	Cut	$0.00
					Total		$0.00

Faxon, Brad (72.28)

Year	1st	2nd	3rd	4th	Total	Finish	Money
1985	69	75	72	79	295	T69	$1,010.00
1986	71	73	69	76	289	T36	$2,304.00
1987	75	69	76	71	291	53	$1,416.00
1988	71	69	68	73	281	T15	$10,500.00
1989	68	71	78	77	294	T57	$1,784.00
1990	71	71	65		207	T15	$14,066.67
1991	74	72			146	Cut	$0.00
1993	73	65	70		208	T33	$6,581.25
2000	69	73	77	72	291	76	$5,264.00
2005	76	75			151	Cut	$0.00
2007	75	74			149	Cut	$0.00
					Total		$42,925.92

Fazio, George (72.13)

Year	1st	2nd	3rd	4th	Total	Finish	Money
1947	71	74	70	75	290	T13	$205.00
1949	72	71	72	72	287	T24	$0.00
					Total		$205.00

Feherty, David (72.67)

Year	1st	2nd	3rd	4th	Total	Finish	Money
1994	72	77			149	Cut	$0.00
1995	68	74	72	73	287	T46	$3,640.00
					Total		$3,640.00

Fehr, Rick (71.87)

Year	1st	2nd	3rd	4th	Total	Finish	Money
1985	70	71	71	73	285	T30	$2,971.43
1986	73	75			148	Cut	$0.00
1987	74	71	70	70	285	T28	$4,260.00
1988	75	74			149	Cut	$0.00
1989	70	76	71	76	293	T54	$1,840.00
1990	74				74	WD	$0.00
1991	74	69			143	Cut	$0.00
1992	70	69	68	71	278	T7	$36,150.00
1993	70	69	70		209	T41	$4,115.09
1994	71	68	68	75	282	T16	$18,237.14
1996	72	67	72	75	286	T37	$6,450.00
1997	78				78	WD	$0.00
1998	71	70	71	78	290	T53	$4,586.66
1999	70				70	DQ	$0.00
2000	68	71	72	75	286	T60	$6,048.00
2001	74	76			150	Cut	$0.00
					Total		$84,658.32

Fell, Heath (79.00)

Year	1st	2nd	3rd	4th	Total	Finish	Money
1998	76	82			158	Cut	$0.00
					Total		$0.00

Shell Houston Open
Player Records
1946 thru 2008

Ferenz, Jack (73.08)

Year	1st	2nd	3rd	4th	Total	Finish	Money
1979	72	68	71	71	282	T51	$715.50
1980	73	74			147	Cut	$0.00
1982	71	71	78	79	299	69	$707.00
1984	73	76			149	Cut	$0.00
					Total		$1,422.50

Fergus, Keith (71.96)

Year	1st	2nd	3rd	4th	Total	Finish	Money
1977	75	70	69	70	284	T17	$2,700.00
1978	72	73			145	Cut	$0.00
1979	71	68	71	70	280	T41	$1,110.00
1980	70	69	67	71	277	T24	$2,905.00
1981	74	66	72		212	T50	$645.75
1982	77	70			147	Cut	$0.00
1983	72	73	73	71	289	T54	$908.00
1984	69	72	73	73	287	T47	$1,301.67
1985	67	72	69	71	279	T4	$19,687.50
1986	73	75			148	Cut	$0.00
1987	74	70	73	72	289	T45	$1,716.00
1988	77	76			153	Cut	$0.00
1991	71	71	70	69	281	T41	$2,532.36
1994	70	72	74	73	289	T61	$2,769.00
1995	73	75			148	Cut	$0.00
1996	72	73			145	Cut	$0.00
1997	79	73			152	Cut	$0.00
1998	72	75			147	Cut	$0.00
1999	74	76			150	Cut	$0.00
					Total		$36,275.28

Ferguson, Ben (71.00)

Year	1st	2nd	3rd	4th	Total	Finish	Money
2001	72	71	68	73	284	T9	$88,400.00
					Total		$88,400.00

Fernandez, Vicente (71.38)

Year	1st	2nd	3rd	4th	Total	Finish	Money
1977	72	69	71	71	283	T11	$3,800.00
1978	71	73	70	74	288	T65	$330.00
					Total		$4,130.00

Ferranti, Phil (76.50)

Year	1st	2nd	3rd	4th	Total	Finish	Money
1972	79	74			153	Cut	$0.00
					Total		$0.00

Ferraro, Terry (73.00)

Year	1st	2nd	3rd	4th	Total	Finish	Money
1974	69	77			146	Cut	$0.00
					Total		$0.00

Ferree, Jim (72.84)

Year	1st	2nd	3rd	4th	Total	Finish	Money
1958	76	78			154	Cut	$0.00
1959	73	72	74	70	289	T26	$195.00
1960	81	79			160	Cut	$0.00
1961	70	73	74	69	286	T22	$515.00
1962	70	75	76		221	Cut	$0.00
1963	72	72	71	70	285	T45	$110.00
1964	76	74	71	72	293	T46	$119.04
1965	71	71	75	69	286	T32	$525.00
1966	72	72	71	69	284	T19	$1,197.22
					Total		$2,661.26

Ferrie, Kenneth (71.50)

Year	1st	2nd	3rd	4th	Total	Finish	Money
2008	75	69	71	71	286	T39	$21,280.00
					Total		$21,280.00

Ferriell, James (73.00)

Year	1st	2nd	3rd	4th	Total	Finish	Money
1972	68	72	75	77	292	T56	$227.28
					Total		$227.28

Ferrier, Jim (72.38)

Year	1st	2nd	3rd	4th	Total	Finish	Money
1946	74	71	77	72	294	T26	$0.00
1947	69	72	69	77	287	T8	$400.00
1949	69	69	68	70	276	T4	$750.00
1950	74	73	65	72	284	T4	$700.00
1951	70	68	73	72	283	T10	$287.50
1952	71	71	75	73	290	T11	$270.00
1953	69	72	72	70	283	T2	$1,950.00
1954	71	76	72	71	290	T44	$0.00
1962	71	76	71	72	290	T48	$150.00
1963	72	73	68	75	288	T66	$0.00
1964	70	74	74	75	293	T46	$119.04
1966	75	70	77	70	292	T54	$0.00
1968	69	71	77	80	297	T62	$0.00
1971	75	78			153	Cut	$0.00
1973	75	78			153	Cut	$0.00
					Total		$4,626.54

Fetchick, Mike (74.06)

Year	1st	2nd	3rd	4th	Total	Finish	Money
1954	74	75	73	78	300	69	$0.00
1955	72	75	71		218	Cut	$0.00
1956	74	74	73	71	292	T48	$0.00
1957	74	76			150	Cut	$0.00
1958	74	75			149	Cut	$0.00
1959	76	74			150	Cut	$0.00
					Total		$0.00

Fezler, Forrest (72.58)

Year	1st	2nd	3rd	4th	Total	Finish	Money
1972	76	76			152	Cut	$0.00
1973	75	70	72	70	287	T16	$3,280.00
1974	72	74			146	Cut	$0.00
1976	67	71	74	67	279	2	$22,800.00
1977	70	74	70	72	286	T25	$1,510.00
1978	74	72			146	Cut	$0.00
1980	75	76			151	Cut	$0.00
1982	76	70			146	Cut	$0.00
1983	73	76			149	Cut	$0.00
					Total		$27,590.00

Fields, John (79.00)

Year	1st	2nd	3rd	4th	Total	Finish	Money
1952	79	79			158	Cut	$0.00
					Total		$0.00

Finney, John (75.00)

Year	1st	2nd	3rd	4th	Total	Finish	Money
1954	85	75			160	Cut	$0.00
1956	75	71	75	69	290	T36	$101.12
					Total		$101.12

Finsterwald, Dow (71.76)

Year	1st	2nd	3rd	4th	Total	Finish	Money
1955	72	69	71	69	281	T12	$635.00
1956	74	70	72	72	288	T21	$343.75
1957	74	72	70	73	289	T21	$377.50
1958	74	70	68	74	286	T10	$950.00
1959	72	74	70	73	289	T26	$195.00
1961	70	72	73	70	285	T17	$700.00
1962	72	75	72	76	295	74	$150.00
1963	72	67	67	69	275	T5	$2,450.00
1971	76	76			152	Cut	$0.00
					Total		$5,801.25

Fiori, Ed (71.75)

Year	1st	2nd	3rd	4th	Total	Finish	Money
1978	74	65	71	67	277	T11	$3,920.00
1979	72	70			142	Cut	$0.00
1980	71	70	69	67	277	T24	$2,905.00
1981	71	70	72		213	T53	$583.15
1982	70	74	71	73	288	T49	$848.00
1983	71	70	71	70	282	T6	$11,685.72
1984	72	71	70	74	287	T47	$1,301.67
1985	72	72	73	70	287	T48	$1,242.85
1986	75	74			149	Cut	$0.00
1987	66	74	71	76	287	T36	$2,826.00
1988	73	69	73	73	288	T57	$1,575.00
1989	71	73	72	72	288	T25	$5,977.14
1990	75	71			146	Cut	$0.00
1992	72	71	74	72	289	T69	$2,364.00
1993	71	72			143	Cut	$0.00
1995	71	70	71	70	282	T12	$25,800.00
1996	71	71	72	70	284	T21	$13,350.00
1997	74	79			153	Cut	$0.00
2000	71	72			143	Cut	$0.00
2001	73	78			151	Cut	$0.00
2002	73	78			151	Cut	$0.00
					Total		$74,378.53

Shell Houston Open
Player Records
1946 thru 2008

Fischer, Todd (72.80)

Year	1st	2nd	3rd	4th	Total	Finish	Money
2003	71	73			144	Cut	$0.00
2004	76	75			151	Cut	$0.00
2005	73	68	72	73	286	T34	$25,800.00
2006	74	73			147	Cut	$0.00
				Total			$25,800.00

Fischesser, Don (75.50)

Year	1st	2nd	3rd	4th	Total	Finish	Money
1950	75	77			152	Cut	$0.00
1951	74	76			150	Cut	$0.00
				Total			$0.00

Fitts, M. C. (72.75)

Year	1st	2nd	3rd	4th	Total	Finish	Money
1957	72	72	73	74	291	T35	$91.25
				Total			$91.25

Fitzsimons, Pat (72.13)

Year	1st	2nd	3rd	4th	Total	Finish	Money
1973	71	74	69	80	294	T55	$440.85
1974	73	68	67	75	283	T15	$2,325.00
				Total			$2,765.85

Flanagan, Nick (75.00)

Year	1st	2nd	3rd	4th	Total	Finish	Money
2008	72	78			150	Cut	$0.00
				Total			$0.00

Flannery, John (71.40)

Year	1st	2nd	3rd	4th	Total	Finish	Money
1993	65	70	73		208	T33	$6,581.25
1994	74	75			149	Cut	$0.00
				Total			$6,581.25

Fleck, Jack (72.08)

Year	1st	2nd	3rd	4th	Total	Finish	Money
1954	71	71	75	66	283	T12	$677.50
1955	74	70	68	70	282	T16	$475.00
1956	73	74	72	70	289	T29	$205.00
1957	69	73	73	73	288	T13	$693.75
1958	78	72			150	Cut	$0.00
1959	73	73	75	72	293	T52	$50.00
1960	68	69	72	72	281	3	$2,200.00
1961	70	77	71	71	289	T44	$150.00
1962	71	71	77	71	290	T48	$150.00
1963	67	71	73	73	284	T34	$170.00
1968	71	74	74	74	293	T53	$0.00
1970	73	75	68	72	288	T15	$1,653.57
1976	71	77			148	Cut	$0.00
1979	74	72			146	Cut	$0.00
				Total			$6,424.82

Fleckman, Marty (72.78)

Year	1st	2nd	3rd	4th	Total	Finish	Money
1966	73	70	76	73	292	T54	$0.00
1968	72	72	74	76	294	T55	$0.00
1972	69	74	72	73	288	T28	$821.00
1976	70	74	71	76	291	T41	$760.00
1978	76	69			145	Cut	$0.00
				Total			$1,581.00

Fleisher, Bruce (73.31)

Year	1st	2nd	3rd	4th	Total	Finish	Money
1972	72	71	71	77	291	T51	$231.82
1973	76	70	74	74	294	T55	$440.86
1977	77	71			148	Cut	$0.00
1978	73	72			145	Cut	$0.00
1981	71	74			145	Cut	$0.00
1982	73	76			149	Cut	$0.00
1983	71	74	74	73	292	T68	$808.00
1984	75	73			148	Cut	$0.00
1993	70	73			143	Cut	$0.00
1994	73	74			147	Cut	$0.00
1995	71	72	76	77	296	T83	$2,422.00
1998	74	74			148	Cut	$0.00
				Total			$3,902.68

Fleming, Pete (73.67)

Year	1st	2nd	3rd	4th	Total	Finish	Money
1953	73	73	75		221	T73	$0.00
				Total			$0.00

Flesch, Steve (71.19)

Year	1st	2nd	3rd	4th	Total	Finish	Money
1998	75	71	69	68	283	T12	$39,200.00
1999	72	76			148	Cut	$0.00
2003	72	66	67	71	276	T9	$117,000.00
2006	71	74			145	Cut	$0.00
2007	74	70	70	73	287	T49	$13,325.70
				Total			$169,525.70

Fletcher, Pat (75.75)

Year	1st	2nd	3rd	4th	Total	Finish	Money
1949	74	75			149	Cut	$0.00
1953	79	75			154	Cut	$0.00
				Total			$0.00

Floan, Gary (72.25)

Year	1st	2nd	3rd	4th	Total	Finish	Money
1963	71	71	70	77	289	T72	$0.00
1965	70	74	74	71	289	T51	$0.00
				Total			$0.00

Floyd, Raymond (71.96)

Year	1st	2nd	3rd	4th	Total	Finish	Money
1963	72	74			146	Cut	$0.00
1966	72	69	74	72	287	T37	$503.00
1967	71	70	79	68	288	24	$1,035.00
1971	78	76			154	Cut	$0.00
1975	72	75			147	Cut	$0.00
1976	71	72	71	71	285	T15	$3,000.00
1985	69	70	69	69	277	1	$90,000.00
1986	73	73			146	Cut	$0.00
1988	65	70	76	74	285	T40	$2,590.00
				Total			$97,128.00

Flynn, Norman (74.00)

Year	1st	2nd	3rd	4th	Total	Finish	Money
1964	73	73	74	76	296	T60	$119.04
				Total			$119.04

Folkes, Ken (73.00)

Year	1st	2nd	3rd	4th	Total	Finish	Money
1965	70	76			146	Cut	$0.00
				Total			$0.00

Foltrell, Morgan (75.00)

Year	1st	2nd	3rd	4th	Total	Finish	Money
1949	74	76			150	Cut	$0.00
				Total			$0.00

Foltz, Ralph (73.50)

Year	1st	2nd	3rd	4th	Total	Finish	Money
1959	74	79	71	70	294	T56	$0.00
				Total			$0.00

Ford, Bobby (76.00)

Year	1st	2nd	3rd	4th	Total	Finish	Money
1965	77	75			152	Cut	$0.00
				Total			$0.00

Ford, Doug (72.53)

Year	1st	2nd	3rd	4th	Total	Finish	Money
1949	69	72	72	72	285	T16	$0.00
1950	73	76	70	73	292	T27	$0.00
1952	74	70	74	73	291	T13	$180.00
1953	75	73	72	72	292	T31	$0.00
1954	72	70	73	71	286	T21	$430.00
1955	69	69	73	74	285	T32	$171.42
1956	74	69	71	71	285	T11	$677.50
1957	68	69	73	70	280	2	$4,000.00
1958	73	74	72	72	291	T30	$150.00
1959	70	71	73	77	291	T38	$50.00
1960	70	70	71	76	287	T13	$852.00
1961	75	69	71	72	287	T26	$284.17
1962	71	74	75	71	291	T55	$150.00
1963	71	71	72	70	284	T34	$170.00
1964	69	75	69	77	290	T36	$456.05
1966	73	75			148	Cut	$0.00
1967	76	76			152	Cut	$0.00
1968	77	82			159	Cut	$0.00
1978	79	77			156	Cut	$0.00
				Total			$7,571.14

Ford, Mike (80.00)

Year	1st	2nd	3rd	4th	Total	Finish	Money
1978	77	83			160	Cut	$0.00
				Total			$0.00

Ford, Scott (77.00)

Year	1st	2nd	3rd	4th	Total	Finish	Money
1995	74	80			154	Cut	$0.00
				Total			$0.00

Shell Houston Open
Player Records
1946 thru 2008

Forester, Dick (79.95)

Year	1st	2nd	3rd	4th	Total	Finish	Money
1947	78	83			161	Cut	$0.00
1950	83	79			162	Cut	$0.00
1951	78				78	WD	$0.00
1952	81	82			163	Cut	$0.00
1954	84	76			160	Cut	$0.00
1955	77	74			151	Cut	$0.00
1957	76	81			157	Cut	$0.00
1959	79	76			155	Cut	$0.00
1960	84	83			167	Cut	$0.00
1961	80	85			165	Cut	$0.00
					Total		$0.00

Forsman, Dan (71.79)

Year	1st	2nd	3rd	4th	Total	Finish	Money
1983	78	76			154	Cut	$0.00
1984	68	70	70	74	282	T21	$5,200.00
1985	72	71	71	73	287	T48	$1,242.86
1987	69	69	68	76	282	T13	$11,250.00
1988	74	70			144	Cut	$0.00
1989	71	73	75	74	293	T54	$1,840.00
1991	73	66	74	67	280	T31	$4,256.00
1992	69	69	73	67	278	T7	$36,150.00
1993	69	70	69		208	T33	$6,581.25
1994	74	76			150	Cut	$0.00
1995	70	70	69	77	286	T41	$5,180.00
1996	72	74			146	Cut	$0.00
1997	74	74			148	Cut	$0.00
1998	68	70	68	74	280	T6	$64,750.00
1999	71	72	72	72	287	T27	$17,375.00
2000	70	68	70	72	280	T17	$33,040.00
2001	75	74			149	Cut	$0.00
2003	72	69	73	73	287	T63	$9,495.00
2004	78	80			158	Cut	$0.00
					Total		$196,360.11

Fortino, Tony (77.50)

Year	1st	2nd	3rd	4th	Total	Finish	Money
1957	75	80			155	Cut	$0.00
					Total		$0.00

Fortner, Ernest (75.83)

Year	1st	2nd	3rd	4th	Total	Finish	Money
1949	76	72			148	Cut	$0.00
1950	81	76			157	Cut	$0.00
1951	73	74			147	Cut	$0.00
1952	73	80			153	Cut	$0.00
1953	80	76			156	Cut	$0.00
1955	75	75			150	Cut	$0.00
1957	76	75			151	Cut	$0.00
1959	78	74			152	Cut	$0.00
1960	76	75			151	Cut	$0.00
					Total		$0.00

Fought, John (73.00)

Year	1st	2nd	3rd	4th	Total	Finish	Money
1981	75	73			148	Cut	$0.00
1983	70	74	71	73	288	T47	$1,027.43
1984	75	72			147	Cut	$0.00
1985	74	73			147	Cut	$0.00
					Total		$1,027.43

Fowler, Glen (76.00)

Year	1st	2nd	3rd	4th	Total	Finish	Money
1963	77	75			152	Cut	$0.00
					Total		$0.00

Foy, Eddie (74.50)

Year	1st	2nd	3rd	4th	Total	Finish	Money
1950	71	75	75	77	298	T48	$0.00
					Total		$0.00

Frainey, Bob (76.00)

Year	1st	2nd	3rd	4th	Total	Finish	Money
1958	75	77			152	Cut	$0.00
					Total		$0.00

Franco, Carlos (71.14)

Year	1st	2nd	3rd	4th	Total	Finish	Money
2000	65	71	72	71	279	T11	$57,400.00
2001	72	71	68	76	287	T22	$34,000.00
2002	74	73			147	Cut	$0.00
2003	73	67	68	69	277	T13	$84,375.00
2004	73	72	69	72	286	T19	$52,611.11
2005	71	73			144	Cut	$0.00
2008	73	72			145	Cut	$0.00
					Total		$228,386.11

Frasier, Hal (75.50)

Year	1st	2nd	3rd	4th	Total	Finish	Money
1965	75	76			151	Cut	$0.00
					Total		$0.00

Frazar, Harrison (72.62)

Year	1st	2nd	3rd	4th	Total	Finish	Money
1998	74	80			154	Cut	$0.00
2000	70	69	69	74	282	T29	$16,675.55
2001	75	73			148	Cut	$0.00
2002	73	74			147	Cut	$0.00
2003	70	68	75	74	287	T63	$9,495.00
2005	71	72	69	73	285	T28	$33,250.00
2006	76	73			149	Cut	$0.00
2007	75	73			148	Cut	$0.00
2008	72	69	76	71	288	T57	$12,432.00
					Total		$71,852.55

Freeman, Cody (74.00)

Year	1st	2nd	3rd	4th	Total	Finish	Money
2008	74	74			148	Cut	$0.00
					Total		$0.00

Freeman, Robin (74.25)

Year	1st	2nd	3rd	4th	Total	Finish	Money
1989	79	74			153	Cut	$0.00
1992	75	77			152	Cut	$0.00
1993	72	71			143	Cut	$0.00
1994	73	71			144	Cut	$0.00
1995	72	69	81	73	295	82	$2,464.00
1996	78	73			151	Cut	$0.00
1997	71	71	76	73	291	T45	$4,484.57
1998	71	82			153	Cut	$0.00
1999	73	76			149	Cut	$0.00
2001	77	74			151	Cut	$0.00
					Total		$6,948.57

Friedman, Jay (73.50)

Year	1st	2nd	3rd	4th	Total	Finish	Money
1977	72	75			147	Cut	$0.00
					Total		$0.00

Friend, Robert (72.83)

Year	1st	2nd	3rd	4th	Total	Finish	Money
1989	79	76			155	Cut	$0.00
1992	71	71	75	73	290	T75	$2,256.00
1993	74	72			146	Cut	$0.00
1998	75	72			147	Cut	$0.00
1999	72	70	72	71	285	T17	$36,250.00
2000	71	70	75	72	288	T67	$5,656.00
					Total		$44,162.00

Frillman, John (73.00)

Year	1st	2nd	3rd	4th	Total	Finish	Money
1961	72	77	70	73	292	59	$150.00
					Total		$150.00

Frost, David (71.76)

Year	1st	2nd	3rd	4th	Total	Finish	Money
1985	67	71	71	69	278	T2	$44,000.00
1986	72	70	72	72	286	T24	$4,050.00
1989	70	74	70	69	283	T6	$26,800.00
1990	72	72			144	Cut	$0.00
1991	71	74			145	Cut	$0.00
1992	69	72	72	71	284	T45	$3,363.43
1993	72	75			147	Cut	$0.00
2000	69	74			143	Cut	$0.00
2001	72	72	71	71	286	T16	$49,300.00
2002	76	73			149	Cut	$0.00
2003	73	68	73	76	290	T67	$9,225.00
2004	71	73	72	76	292	T54	$11,400.00
					Total		$148,138.43

Fryatt, Edward (73.50)

Year	1st	2nd	3rd	4th	Total	Finish	Money
2001	75	71			146	Cut	$0.00
2002	78	70			148	Cut	$0.00
					Total		$0.00

Fuhrer, Frank (75.00)

Year	1st	2nd	3rd	4th	Total	Finish	Money
1984	75	75			150	Cut	$0.00
					Total		$0.00

Shell Houston Open
Player Records
1946 thru 2008

Funk, Fred (70.88)

Year	1st	2nd	3rd	4th	Total	Finish	Money
1989	71	73	74	70	288	T25	$5,977.14
1990	71	69	70		210	T32	$5,660.00
1991	72	70	68	71	281	T41	$2,532.36
1992	68	72	62	70	272	1	$216,000.00
1993	69	67	72		208	T33	$6,581.25
1994	71	67	71	71	280	T10	$32,500.00
1995	71	70	72	69	282	T12	$25,800.00
1996	75	76			151	Cut	$0.00
1997	69	72	70	72	283	T13	$32,000.00
1998	72	74	73	75	294	T70	$3,980.00
1999	68	77	72	70	287	T27	$17,375.00
2000	67	69	69	75	280	T17	$33,040.00
2001	72	70	76	73	291	T46	$8,959.00
2002	71	70	67	71	279	T12	$88,000.00
2003	69	69	70	75	283	T44	$13,986.00
					Total		$492,390.75

Funseth, Rod (72.37)

Year	1st	2nd	3rd	4th	Total	Finish	Money
1963	71	69	74		214	DQ89	$0.00
1964	71	73	67	74	285	T14	$1,135.71
1966	77	73			150	Cut	$0.00
1967	80	76			156	Cut	$0.00
1968	71	74	74	75	294	T55	$0.00
1970	74	76	72	72	294	T42	$475.00
1973	71	71	71	70	283	T6	$7,380.00
1974	75	68	68	73	284	T19	$1,553.58
1975	70	72	73	73	288	T49	$373.00
1976	71	71	71	75	288	T26	$1,390.00
1977	71	79			150	Cut	$0.00
1978	72	69	67	73	281	T32	$1,106.67
					Total		$13,413.96

Furgol, Ed (72.71)

Year	1st	2nd	3rd	4th	Total	Finish	Money
1949	74	75			149	Cut	$0.00
1950	66	73	75	72	286	T8	$348.00
1951	68	71	73	71	283	T10	$287.50
1952	74	77			151	Cut	$0.00
1953	71	74	72	73	290	T23	$170.00
1954	73	72	76	68	289	T36	$135.00
1955	68	69	72	71	280	T9	$816.66
1956	71	73	74	69	287	T18	$490.00
1957	70	71	73	71	285	T7	$1,256.67
1958	76	75			151	Cut	$0.00
1959	72	77			149	Cut	$0.00
1966	72	74	75	78	299	67	$0.00
1971	81	74			155	Cut	$0.00
					Total		$3,503.83

Furgol, Marty (72.02)

Year	1st	2nd	3rd	4th	Total	Finish	Money
1949	69	69	69	69	276	T4	$750.00
1950	72	76	72	73	293	T31	$0.00
1951	69	67	72	69	277	1	$2,000.00
1952	76	70	73	72	291	T13	$180.00
1953	72	71	74	72	289	T17	$285.00
1954	69	75	73	71	288	T26	$251.11
1955	73	70	70	72	285	T32	$171.43
1956	71	70	74	75	290	T36	$101.11
1957	73	71	73	71	288	T13	$693.75
1958	68	72	71	72	283	T4	$1,533.33
1959	71	74	74		219	T67	$0.00
1961	73	74	71	71	289	T44	$150.00
1962	73	76	73		222	Cut	$0.00
1964	79	76			155	Cut	$0.00
					Total		$6,115.73

Furyk, Jim (72.63)

Year	1st	2nd	3rd	4th	Total	Finish	Money
1994	70	76			146	Cut	$0.00
1995	67	76	73	71	287	T46	$3,640.00
2002	76	72			148	Cut	$0.00
					Total		$3,640.00

Gafford, Ray (75.00)

Year	1st	2nd	3rd	4th	Total	Finish	Money
1949	73	74	74	73	294	T43	$0.00
1951	76	73			149	Cut	$0.00
1953	78	79			157	Cut	$0.00
1954	76	74			150	DQ	$0.00
					Total		$0.00

Gage, Bobby (71.25)

Year	1st	2nd	3rd	4th	Total	Finish	Money
1998	71	73	74	67	285	T22	$17,550.00
					Total		$17,550.00

Gajda, Bob (73.18)

Year	1st	2nd	3rd	4th	Total	Finish	Money
1949	72	70	73	69	284	T10	$256.66
1950	77	71	70	76	294	T36	$0.00
1952	72	74	75	73	294	T19	$105.00
1956	73	72	70	75	290	T36	$101.11
1957	73	73	73	77	296	T63	$50.00
1958	72	80			152	Cut	$0.00
					Total		$512.77

Gallagher, Jeff (73.50)

Year	1st	2nd	3rd	4th	Total	Finish	Money
1996	73	76			149	Cut	$0.00
1999	68	69	76	74	287	T27	$17,375.00
2001	71	71	74	83	299	73	$6,596.00
					Total		$23,971.00

Gallagher Jr, Jim (72.03)

Year	1st	2nd	3rd	4th	Total	Finish	Money
1984	71	70	70	73	284	T29	$3,043.75
1985	71	73	69	73	286	T37	$1,950.00
1986	77	83			160	Cut	$0.00
1989	70	70	75	75	290	T34	$3,870.00
1990	70	72	72		214	T64	$2,060.00
1991	70	71	69	70	280	T31	$4,256.00
1992	73	68	72	67	280	T14	$18,600.00
1993	70	68	70		208	T33	$6,581.25
1997	75	71	78	71	295	T63	$3,392.00
1998	74	72	68	70	284	T17	$28,000.00
1999	76	80			156	Cut	$0.00
					Total		$71,753.00

Galletta, Mal (75.29)

Year	1st	2nd	3rd	4th	Total	Finish	Money
1950	79	77	73		229	T61	$0.00
1951	75	73	75	75	298	58	$0.00
					Total		$0.00

Galloway, Bill (73.00)

Year	1st	2nd	3rd	4th	Total	Finish	Money
1978	75	76			151	Cut	$0.00
1980	71	70	72	74	287	T74	$665.00
					Total		$665.00

Galloway, Bob (76.00)

Year	1st	2nd	3rd	4th	Total	Finish	Money
1965	77	75			152	Cut	$0.00
					Total		$0.00

Gamez, Robert (71.69)

Year	1st	2nd	3rd	4th	Total	Finish	Money
1992	70	67	77	64	278	T7	$36,150.00
1994	69	68	71	74	282	T16	$18,237.14
1996	68	73	69	73	283	T18	$21,000.00
1997	72	70	72	77	291	T45	$4,484.57
1998	78	72			150	Cut	$0.00
1999	71	69	77	72	289	T40	$9,750.00
2001	71	70	75	74	290	T41	$12,580.00
2003	71	66	67	74	278	T17	$65,250.00
2004	74	71	75	73	293	T59	$10,850.00
2007	72	75			147	Cut	$0.00
					Total		$178,301.71

Gantz, Ivan (75.29)

Year	1st	2nd	3rd	4th	Total	Finish	Money
1952	69	78	77	78	302	T49	$0.00
1956	75	74	76		225	Cut	$0.00
					Total		$0.00

Garaialde, Jean (73.50)

Year	1st	2nd	3rd	4th	Total	Finish	Money
1967	73	76	72	73	294	T52	$0.00
					Total		$0.00

Shell Houston Open
Player Records
1946 thru 2008

Gardner, Buddy (71.12)

Year	1st	2nd	3rd	4th	Total	Finish	Money
1979	69	67	69	70	275	T11	$6,360.00
1980	72	74			146	Cut	$0.00
1983	72	73	72	74	291	T64	$836.00
1984	70	67	69	69	275	2	$54,000.00
1985	68	75	70	73	286	T37	$1,950.00
1986	78	70			148	Cut	$0.00
1987	69	70	67	70	276	2	$64,800.00
1988	72	73			145	Cut	$0.00
1989	69	79			148	Cut	$0.00
1990	71	70	69		210	T32	$5,660.00
1991	70	71	67	71	279	T25	$6,106.67
1992	68	79			147	Cut	$0.00
1993	71	70			141	Cut	$0.00
1994	73	76			149	Cut	$0.00
					Total		*$139,712.67*

Garner, Tom (74.50)

Year	1st	2nd	3rd	4th	Total	Finish	Money
1987	71	76			147	Cut	$0.00
1994	77	74			151	Cut	$0.00
					Total		*$0.00*

Garrett, Bill (73.86)

Year	1st	2nd	3rd	4th	Total	Finish	Money
1965	72	72	79	78	301	71	$0.00
1971	78	69	72	74	293	T46	$350.00
1972	78	78			156	Cut	$0.00
1979	72	67	75	70	284	T63	$633.00
					Total		*$983.00*

Garrett, John (75.25)

Year	1st	2nd	3rd	4th	Total	Finish	Money
1953	79	80			159	Cut	$0.00
1955	75	76	72	73	296	T70	$0.00
1956	71	76			147	DQ	$0.00
					Total		*$0.00*

Garrett, Leroy (78.38)

Year	1st	2nd	3rd	4th	Total	Finish	Money
1947	77	82	77	81	317	48	$0.00
1951	79	78			157	Cut	$0.00
1955	74	79			153	Cut	$0.00
					Total		*$0.00*

Garrett, Wright (72.93)

Year	1st	2nd	3rd	4th	Total	Finish	Money
1963	72	69	72	72	285	T45	$0.00
1964	74	77	73	73	297	64	$0.00
1966	72	72	71	71	286	T31	$683.34
1967	76	77			153	Cut	$0.00
					Total		*$683.34*

Garrigus, Robert (71.40)

Year	1st	2nd	3rd	4th	Total	Finish	Money
2006	75	74			149	Cut	$0.00
2007	69	72	70	65	276	T5	$200,750.00
2008	71	67	75	76	289	T62	$11,928.00
					Total		*$212,678.00*

Garth, Terrell (75.88)

Year	1st	2nd	3rd	4th	Total	Finish	Money
1946	72	75	70	78	295	28	$0.00
1947	72	75	79	79	305	T32	$0.00
1950	79	77	74	75	305	58	$0.00
1952	77	76			153	Cut	$0.00
1953	73	79	80		232	T73	$0.00
					Total		*$0.00*

Gasper, Bob (77.50)

Year	1st	2nd	3rd	4th	Total	Finish	Money
1963	76	79			155	Cut	$0.00
					Total		*$0.00*

Gauntt, Ed (74.50)

Year	1st	2nd	3rd	4th	Total	Finish	Money
1951	75	74			149	Cut	$0.00
					Total		*$0.00*

Gay, Brian (72.50)

Year	1st	2nd	3rd	4th	Total	Finish	Money
1999	74	73			147	Cut	$0.00
2000	66	73	69	76	284	T45	$7,707.00
2001	74	70	68	73	285	T13	$65,733.33
2002	77	69			146	Cut	$0.00
2003	71	72			143	Cut	$0.00
2004	72	73	74	76	295	T67	$10,250.00
2007	72	73	77	73	295	T76	$10,285.00
					Total		*$93,975.33*

Geiberger, Al (71.43)

Year	1st	2nd	3rd	4th	Total	Finish	Money
1961	71	72	72	72	287	T26	$284.17
1962	73	70	70	69	282	8	$1,700.00
1963	70	69	73	70	282	T25	$625.00
1964	74	70	65	72	281	T4	$2,719.05
1965	68	70	72	70	280	T11	$1,850.00
1966	70	68	69	73	280	T7	$3,375.00
1967	72	73	70	75	290	T31	$733.12
1968	68	71	69	72	280	T7	$3,100.00
1970	76	73	74	72	295	T45	$412.50
1971	76	74	73	71	294	T49	$260.60
1973	71	72	71	72	286	T12	$4,151.25
1974	73	70	75	71	289	T53	$333.84
1975	73	67	72	75	287	T41	$510.00
1979	67	70	73	70	280	T41	$1,110.00
1980	72	74			146	Cut	$0.00
1985	74	73			147	Cut	$0.00
					Total		*$21,164.53*

Geiberger, Brent (72.79)

Year	1st	2nd	3rd	4th	Total	Finish	Money
1997	72	69	69	75	285	T20	$19,306.66
1998	72	77			149	Cut	$0.00
1999	70	76			146	Cut	$0.00
2001	75	75			150	Cut	$0.00
2002	73	71			144	Cut	$0.00
2003	74	73			147	Cut	$0.00
2004	76				76	WD	$0.00
2006	68	74	71	73	286	T36	$24,234.30
					Total		*$43,540.96*

Gentile, John (72.00)

Year	1st	2nd	3rd	4th	Total	Finish	Money
1976	69	71	74	74	288	T26	$1,390.00
					Total		*$1,390.00*

Getchell, George (76.00)

Year	1st	2nd	3rd	4th	Total	Finish	Money
1950	78				78	WD	$0.00
1951	73	77			150	Cut	$0.00
					Total		*$0.00*

Ghezzi, Vic (73.86)

Year	1st	2nd	3rd	4th	Total	Finish	Money
1946	74	69	68	70	281	4	$800.00
1947	78				78	DQ	$0.00
1949	73	77			150	Cut	$0.00
1952	72	76	78		226	T61	$0.00
1953	78	77			155	Cut	$0.00
1954	73	72	75	74	294	T59	$0.00
1955	74	74	70		218	Cut	$0.00
1958	77	72			149	Cut	$0.00
					Total		*$800.00*

Gibson, Charlie (73.50)

Year	1st	2nd	3rd	4th	Total	Finish	Money
1981	75	72			147	Cut	$0.00
1982	72	75			147	Cut	$0.00
					Total		*$0.00*

Gibson, John (76.00)

Year	1st	2nd	3rd	4th	Total	Finish	Money
1957	83				83	WD	$0.00
2003	74	74			148	Cut	$0.00
2005	72	77			149	Cut	$0.00
					Total		*$0.00*

Gibson, Kelly (72.92)

Year	1st	2nd	3rd	4th	Total	Finish	Money
1992	73	76			149	Cut	$0.00
1993	69	71	71		211	T60	$2,821.00
1994	68	74	74	71	287	T47	$3,298.75
1995	72	76			148	Cut	$0.00
1996	76	74			150	Cut	$0.00
1997	75	73			148	Cut	$0.00
1998	72	71	71	72	286	T30	$12,150.00
1999	70	69	81	76	296	T70	$4,950.00
2000	77	71			148	Cut	$0.00
					Total		*$23,219.75*

Gibson, Leland (73.35)

Year	1st	2nd	3rd	4th	Total	Finish	Money
1949	73	76			149	Cut	$0.00
1950	69	71	69	77	286	T8	$348.00
1951	74	72	73	72	291	T41	$0.00
1953	77	75	75		227	Cut	$0.00
1954	70	78	74	69	291	T46	$0.00
1955	72	76	75		223	Cut	$0.00
					Total		*$348.00*

Shell Houston Open
Player Records
1946 thru 2008

Gilbert, Gibby (72.40)

Year	1st	2nd	3rd	4th	Total	Finish	Money
1965	75	74			149	Cut	$0.00
1970	69	72	71	70	282	1	$23,000.00
1971	70	71	71	74	286	T16	$1,937.50
1972	74	72	75	70	291	T51	$231.82
1973	72	74	76	72	294	T55	$440.86
1974	72	68	72	69	281	T9	$3,450.00
1975	73	72			145	Cut	$0.00
1976	70	71	75	76	292	T45	$584.00
1977	76	72			148	Cut	$0.00
1978	74	74			148	Cut	$0.00
1981	69	69	71		209	T28	$1,745.63
1982	68	76	70	72	286	T36	$1,542.13
1986	78	78			156	Cut	$0.00
1988	74	71			145	Cut	$0.00
1989	73	79			152	Cut	$0.00
1990	71	72	68		211	T37	$4,200.00
					Total		*$37,131.94*

Gilder, Bob (70.55)

Year	1st	2nd	3rd	4th	Total	Finish	Money
1977	73	75			148	Cut	$0.00
1979	70	64	70	68	272	T3	$14,400.00
1980	70	65	69	64	268	T3	$20,300.00
1981	68	64	71		203	T6	$8,793.75
1982	70	73	71	70	284	T25	$2,671.67
1983	73	75			148	Cut	$0.00
1986	72	76			148	Cut	$0.00
1988	72	71	71	72	286	T47	$1,798.00
1989	70	71	71	72	284	T9	$21,600.00
1990	68	69	69		206	T11	$22,000.00
1994	66	76	69	67	278	T5	$49,400.00
1995	71	74			145	Cut	$0.00
1996	74	73			147	Cut	$0.00
1998	72	72	74	69	287	T36	$8,812.50
					Total		*$149,775.92*

Gilliam, Walter (78.25)

Year	1st	2nd	3rd	4th	Total	Finish	Money
1947	73	80	76	84	313	T44	$0.00
					Total		*$0.00*

Gillis, Tom (71.67)

Year	1st	2nd	3rd	4th	Total	Finish	Money
2003	71	70	68	76	285	T58	$10,035.00
2005	76	69			145	Cut	$0.00
					Total		*$10,035.00*

Ginsberg, Roger (71.90)

Year	1st	2nd	3rd	4th	Total	Finish	Money
1963	75	72			147	Cut	$0.00
1966	70	70	74	71	285	T28	$850.00
1967	70	70	71	76	287	T20	$1,322.50
					Total		*$2,172.50*

Glasson, Bill (72.36)

Year	1st	2nd	3rd	4th	Total	Finish	Money
1984	73	78			151	Cut	$0.00
1985	71	73	70	73	287	T48	$1,242.85
1986	72	71	70	69	282	T9	$12,500.00
1988	71	74			145	Cut	$0.00
1990	70	75			145	Cut	$0.00
1991	71	73			144	Cut	$0.00
1997	77				77	WD	$0.00
2000	74	66	73	70	283	T38	$11,480.00
2001	73	73			146	Cut	$0.00
2005	76	73			149	Cut	$0.00
					Total		*$25,222.85*

Glauser, Jack (81.67)

Year	1st	2nd	3rd	4th	Total	Finish	Money
1947	83	80	82		245	Cut	$0.00
					Total		*$0.00*

Gleeton, Tom (74.50)

Year	1st	2nd	3rd	4th	Total	Finish	Money
1986	76	73			149	Cut	$0.00
					Total		*$0.00*

Glenn Jr, Bailey (83.50)

Year	1st	2nd	3rd	4th	Total	Finish	Money
1957	86	81			167	Cut	$0.00
					Total		*$0.00*

Glenz, David (72.20)

Year	1st	2nd	3rd	4th	Total	Finish	Money
1972	71	70	73	77	291	T51	$231.83
1973	74	70	71	69	284	T8	$6,304.00
1974	76	71			147	Cut	$0.00
					Total		*$6,535.83*

Glisson, Billy (74.50)

Year	1st	2nd	3rd	4th	Total	Finish	Money
1982	69	80			149	Cut	$0.00
					Total		*$0.00*

Glosser, Larry (74.50)

Year	1st	2nd	3rd	4th	Total	Finish	Money
1951	67	71	76	77	291	T41	$0.00
1952	79	77			156	Cut	$0.00
					Total		*$0.00*

Glover, Lucas (71.11)

Year	1st	2nd	3rd	4th	Total	Finish	Money
2004	68	77	75	68	288	T29	$30,437.50
2005	70	71	72	67	280	T7	$140,416.60
2006	71	68	74	70	283	T21	$47,750.00
2007	74	75			149	Cut	$0.00
2008	69	69	70	72	280	T14	$92,400.00
					Total		*$311,004.10*

Glover, Randy (73.20)

Year	1st	2nd	3rd	4th	Total	Finish	Money
1962	72	78	72		222	Cut	$0.00
1963	74	72			146	Cut	$0.00
1965	73	73			146	Cut	$0.00
1966	70	79			149	Cut	$0.00
1967	75	70	74	70	289	T25	$905.63
1968	72	74			146	WD74	$0.00
					Total		*$905.63*

Goalby, Bob (72.14)

Year	1st	2nd	3rd	4th	Total	Finish	Money
1958	69	74	71	80	294	T46	$50.00
1959	69	70	75	70	284	T14	$753.33
1960	72	82			154	Cut	$0.00
1961	74	74	74		222	Cut	$0.00
1962	70	75	69	75	289	T41	$150.00
1963	74	72			146	Cut	$0.00
1966	69	69	69	74	281	T11	$2,425.00
1967	72	72	73	66	283	T11	$2,443.75
1968	72	69	71	75	287	T33	$600.00
1970	78	72	69	72	291	T31	$712.50
1971	70	77	71	71	289	T26	$906.75
1972	70	72	70	73	285	T17	$1,562.50
1973	71	74	76	65	286	T12	$4,151.25
1974	74	70	70	74	288	T49	$373.00
					Total		*$14,128.08*

Godwin, John (78.00)

Year	1st	2nd	3rd	4th	Total	Finish	Money
1978	78				78	DQ	$0.00
					Total		*$0.00*

Goetz, Bob (73.17)

Year	1st	2nd	3rd	4th	Total	Finish	Money
1959	67	72	79	76	294	T56	$50.00
1960	75	75	75		225	Cut	$0.00
1961	74	70	75	74	293	T60	$150.00
1962	72	73	76		221	Cut	$0.00
1963	70	71	68	75	284	T34	$170.00
					Total		*$370.00*

Goetz, Dick (78.50)

Year	1st	2nd	3rd	4th	Total	Finish	Money
1989	80	77			157	Cut	$0.00
					Total		*$0.00*

Gogel, Matt (72.29)

Year	1st	2nd	3rd	4th	Total	Finish	Money
2000	68	68	72	71	279	T11	$57,400.00
2001	70	69	79	75	293	T60	$7,446.00
2002	74	72			146	Cut	$0.00
2003	74	71			145	Cut	$0.00
2005	72	77			149	Cut	$0.00
					Total		*$64,846.00*

Shell Houston Open
Player Records
1946 thru 2008

Goggin, Mathew (71.67)

Year	1st	2nd	3rd	4th	Total	Finish	Money
2000	73	72			145	Cut	$0.00
2001	73	76			149	Cut	$0.00
2003	74	73			147	Cut	$0.00
2006	70	73	69	69	281	T16	$88,000.00
2007	74	70	75	68	287	T49	$13,325.70
2008	71	64	72	74	281	T20	$67,573.30
					Total		$168,899.00

Goggin, Willie (77.00)

Year	1st	2nd	3rd	4th	Total	Finish	Money
1953	79	75			154	Cut	$0.00
					Total		$0.00

Goldman, David (77.50)

Year	1st	2nd	3rd	4th	Total	Finish	Money
1952	78	77			155	Cut	$0.00
					Total		$0.00

Goldstrand, Joel (73.00)

Year	1st	2nd	3rd	4th	Total	Finish	Money
1970	74	75	68	75	292	37	$625.00
					Total		$625.00

Gomez, Jaime (72.40)

Year	1st	2nd	3rd	4th	Total	Finish	Money
1993	71	68	71		210	T52	$3,001.14
1998	76	76			152	Cut	$0.00
					Total		$3,001.14

Gonzales, Jose (75.50)

Year	1st	2nd	3rd	4th	Total	Finish	Money
1967	76	77			153	Cut	$0.00
1968	76	73			149	Cut	$0.00
					Total		$0.00

Gonzales, Pepe (78.50)

Year	1st	2nd	3rd	4th	Total	Finish	Money
1970	77	80			157	Cut	$0.00
					Total		$0.00

Gonzalez, Ernie (73.88)

Year	1st	2nd	3rd	4th	Total	Finish	Money
1985	79	72			151	Cut	$0.00
1987	77	74			151	Cut	$0.00
1988	75	70			145	Cut	$0.00
1992	70	74			144	Cut	$0.00
					Total		$0.00

Gonzalez, Jaime (75.00)

Year	1st	2nd	3rd	4th	Total	Finish	Money
1980	74	76			150	Cut	$0.00
					Total		$0.00

Gonzalez, Jose (76.75)

Year	1st	2nd	3rd	4th	Total	Finish	Money
1971	74	76	81	76	307	76	$217.00
					Total		$217.00

Gooch, Ian (76.50)

Year	1st	2nd	3rd	4th	Total	Finish	Money
1998	74	79			153	Cut	$0.00
					Total		$0.00

Goodwin, Shaun (74.50)

Year	1st	2nd	3rd	4th	Total	Finish	Money
2006	77	72			149	Cut	$0.00
					Total		$0.00

Goosie, J. C. (74.11)

Year	1st	2nd	3rd	4th	Total	Finish	Money
1958	71	73	77	72	293	T38	$50.00
1959	67	71	77	76	291	T38	$50.00
1960	83				83	WD	$0.00
					Total		$100.00

Gore, Jason (72.92)

Year	1st	2nd	3rd	4th	Total	Finish	Money
2001	77	80			157	Cut	$0.00
2003	73	75			148	Cut	$0.00
2006	71	71	74	74	290	T68	$11,165.00
2007	70	68	70	72	280	T19	$66,660.00
					Total		$77,825.00

Gorman, Bryan (78.00)

Year	1st	2nd	3rd	4th	Total	Finish	Money
1996	78				78	WD	$0.00
					Total		$0.00

Gortana, Marco (75.00)

Year	1st	2nd	3rd	4th	Total	Finish	Money
2001	73	76			149	Cut	$0.00
2005	76	75			151	Cut	$0.00
					Total		$0.00

Gossett, David (73.50)

Year	1st	2nd	3rd	4th	Total	Finish	Money
2002	71	75			146	Cut	$0.00
2004	72	76			148	Cut	$0.00
					Total		$0.00

Gotsche, Steve (73.10)

Year	1st	2nd	3rd	4th	Total	Finish	Money
1994	71	71	75	74	291	T71	$2,535.00
1995	71	72	72	74	289	T59	$2,996.00
2000	76	75			151	Cut	$0.00
					Total		$5,531.00

Gove, Jeff (71.30)

Year	1st	2nd	3rd	4th	Total	Finish	Money
2000	76	74			150	Cut	$0.00
2006	69	71	68	73	281	T16	$88,000.00
2007	76	69	65	72	282	T27	$39,875.00
					Total		$127,875.00

Gove, Mike (74.50)

Year	1st	2nd	3rd	4th	Total	Finish	Money
1983	76	71			147	Cut	$0.00
1984	73	72			145	Cut	$0.00
1986	80	75			155	Cut	$0.00
					Total		$0.00

Gow, Paul (74.36)

Year	1st	2nd	3rd	4th	Total	Finish	Money
2001	73	72	68	73	286	T16	$49,300.00
2002	72	82			154	Cut	$0.00
2003	72	73			145	Cut	$0.00
2005	72	69	77	83	301	78	$9,200.00
2007	76	79			155	Cut	$0.00
					Total		$58,500.00

Goydos, Paul (72.00)

Year	1st	2nd	3rd	4th	Total	Finish	Money
1993	70	70	71		211	T60	$2,821.00
1994	68	72	75	74	289	T61	$2,769.00
1997	72	71	71	78	292	T52	$3,712.00
1998	77	77			154	Cut	$0.00
2000	72	71			143	Cut	$0.00
2003	69	72	69	74	284	T49	$10,750.00
2006	69	71	68	72	280	T11	$116,600.00
2008	74	73			147	Cut	$0.00
					Total		$136,652.00

Grady, Wayne (71.95)

Year	1st	2nd	3rd	4th	Total	Finish	Money
1985	71	72	70	71	284	T24	$4,050.00
1986	65	72	70	77	284	T15	$8,250.00
1988	73	71			144	Cut	$0.00
1989	70	70	75	72	287	T22	$8,320.00
1995	74	71			145	Cut	$0.00
1996	72	71	71	72	286	T37	$6,450.00
1999	73	80			153	Cut	$0.00
					Total		$27,070.00

Graham, David (71.67)

Year	1st	2nd	3rd	4th	Total	Finish	Money
1972	78	70			148	Cut	$0.00
1973	72	72	71	69	284	T8	$6,304.00
1974	73	68	70	71	282	14	$2,700.00
1975	66	73	73	73	285	T25	$1,110.00
1978	71	72	69	72	284	T49	$492.00
1979	75	69			144	Cut	$0.00
1982	70	72	68	72	282	T14	$6,125.00
1983	66	72	73	64	275	1	$72,000.00
1984	72	67	72	72	283	T26	$3,850.00
1985	74	70	72	77	293	68	$1,030.00
1986	75	76			151	Cut	$0.00
1987	71	76			147	Cut	$0.00
1988	74	71			145	Cut	$0.00
1989	74	73	75	73	295	T61	$1,680.00
1990	73	70	71		214	T64	$2,060.00
					Total		$97,351.00

Shell Houston Open
Player Records
1946 thru 2008

Graham, Lou (71.51)

Year	1st	2nd	3rd	4th	Total	Finish	Money
1965	70	70	68	70	278	6	$3,100.00
1966	76	74			150	Cut	$0.00
1967	73	73	71	79	296	T59	$0.00
1968	72				72	WD	$0.00
1970	73	72	72	73	290	T26	$880.00
1971	72	69	69	72	282	T5	$4,812.50
1972	72	70	71	67	280	T2	$9,666.67
1973	77	74			151	Cut	$0.00
1974	77	72			149	Cut	$0.00
1975	68	72	72	75	287	T41	$510.00
1976	71	70	74	69	284	T13	$3,700.00
1977	71	72	72	68	283	T11	$3,800.00
1978	71	66	73	68	278	T16	$2,700.00
1979	71	70	67	70	278	T29	$1,950.00
1980	67	70	70	67	274	T12	$6,860.00
1981	68	71	69		208	T23	$2,336.25
1982	71	75			146	Cut	$0.00
1983	71	69	72	73	285	T23	$3,371.43
1984	65	72	74	73	284	T29	$3,043.75
1985	74	77			151	Cut	$0.00
1986	71	72	72	79	294	T62	$1,070.00
1987	77	72			149	Cut	$0.00
					Total		*$47,800.60*

Graham, Tim (72.50)

Year	1st	2nd	3rd	4th	Total	Finish	Money
1981	75	70			145	Cut	$0.00
1982	72	73			145	Cut	$0.00
					Total		*$0.00*

Grant, Bob (74.33)

Year	1st	2nd	3rd	4th	Total	Finish	Money
1954	70	75	78		223	Cut	$0.00
					Total		*$0.00*

Grant, Jim (74.50)

Year	1st	2nd	3rd	4th	Total	Finish	Money
1963	74	76	72	76	298	87	$0.00
					Total		*$0.00*

Gray, Bob (73.50)

Year	1st	2nd	3rd	4th	Total	Finish	Money
1951	73	74			147	Cut	$0.00
					Total		*$0.00*

Gray, Glen (78.00)

Year	1st	2nd	3rd	4th	Total	Finish	Money
1947	75	80	79		234	Cut	$0.00
					Total		*$0.00*

Gray, Thomas (71.00)

Year	1st	2nd	3rd	4th	Total	Finish	Money
1981	67	69	71		207	T18	$3,423.00
1982	70	74	70	70	284	T25	$2,671.67
1983	68	77	69	72	286	T30	$2,430.00
1984	73	73			146	Cut	$0.00
					Total		*$8,524.67*

Green, Bill (75.25)

Year	1st	2nd	3rd	4th	Total	Finish	Money
1955	74	76	76	75	301	73	$0.00
					Total		*$0.00*

Green, Danny (75.50)

Year	1st	2nd	3rd	4th	Total	Finish	Money
1983	77	74			151	Cut	$0.00
					Total		*$0.00*

Green, Dee (77.50)

Year	1st	2nd	3rd	4th	Total	Finish	Money
1997	75	80			155	Cut	$0.00
					Total		*$0.00*

Green, Hubert (72.12)

Year	1st	2nd	3rd	4th	Total	Finish	Money
1971	68	69	72	71	280	1	$25,000.00
1972	74	73	74	73	294	T61	$227.27
1973	78	76			154	Cut	$0.00
1974	73	69	71	66	279	T7	$4,612.50
1976	69	68	77	71	285	T15	$3,000.00
1977	71	73	72	72	288	T34	$1,055.00
1981	74	70			144	Cut	$0.00
1982	70	69	72	74	285	T31	$2,075.60
1983	77	69	72	70	288	T47	$1,027.43
1984	68	70	73	75	286	T39	$1,900.00
1992	75	70			145	Cut	$0.00
1994	74	78			152	Cut	$0.00
1996	77	72			149	Cut	$0.00
					Total		*$38,897.80*

Green, Jimmy (72.43)

Year	1st	2nd	3rd	4th	Total	Finish	Money
1997	82	72			154	Cut	$0.00
1999	73	71	68	74	286	T21	$25,000.00
2000	70	72	70	70	282	T29	$16,675.56
2001	70	71	76	75	292	T54	$7,718.00
					Total		*$49,393.56*

Green, Ken (73.74)

Year	1st	2nd	3rd	4th	Total	Finish	Money
1982	70	72	74	69	285	T31	$2,075.60
1983	79	78			157	Cut	$0.00
1984	72	70	72	84	298	T72	$985.00
1985	70	72	71	69	282	T12	$9,214.29
1986	72	77			149	Cut	$0.00
1987	75	74			149	Cut	$0.00
1991	70	73			143	Cut	$0.00
1996	78				78	WD	$0.00
1998	76	79			155	Cut	$0.00
2004	71	75			146	Cut	$0.00
2005	73	76			149	Cut	$0.00
					Total		*$12,274.89*

Green, Nathan (73.17)

Year	1st	2nd	3rd	4th	Total	Finish	Money
2006	77	72			149	Cut	$0.00
2008	74	70	72	74	290	T66	$11,480.00
					Total		*$11,480.00*

Green, Wendy (74.33)

Year	1st	2nd	3rd	4th	Total	Finish	Money
1957	75	74	74		223	Cut	$0.00
					Total		*$0.00*

Greene, Bert (71.92)

Year	1st	2nd	3rd	4th	Total	Finish	Money
1970	69	74	68	72	283	3	$8,220.00
1971	73	73	72	71	289	T26	$906.75
1972	71	72	69	71	283	T9	$3,000.00
1973	74	71	71	76	292	T42	$696.50
1974	74	70	72	71	287	T39	$540.00
1975	71	69	76	76	292	T66	$150.00
					Total		*$13,513.25*

Greenhall, H. T. (75.50)

Year	1st	2nd	3rd	4th	Total	Finish	Money
1965	75	76			151	Cut	$0.00
					Total		*$0.00*

Greenwood, Bob (74.33)

Year	1st	2nd	3rd	4th	Total	Finish	Money
1972	72	74	73	75	294	T61	$227.27
1973	79	73			152	Cut	$0.00
					Total		*$227.27*

Greer, Brad (77.50)

Year	1st	2nd	3rd	4th	Total	Finish	Money
1987	73	82			155	Cut	$0.00
					Total		*$0.00*

Greiner, Otto (74.61)

Year	1st	2nd	3rd	4th	Total	Finish	Money
1949	75	73			148	Cut	$0.00
1950	74	75	69	71	289	T18	$66.00
1951	76	75			151	Cut	$0.00
1952	75	75	76	72	298	T36	$0.00
1954	78	76			154	Cut	$0.00
1957	76	77			153	Cut	$0.00
1958	71	79			150	Cut	$0.00
					Total		*$66.00*

Griesmer, Harry (78.00)

Year	1st	2nd	3rd	4th	Total	Finish	Money
1952	77	79			156	Cut	$0.00
					Total		*$0.00*

Griffin, Buddy (80.50)

Year	1st	2nd	3rd	4th	Total	Finish	Money
1951	81	80			161	Cut	$0.00
					Total		*$0.00*

Griffin, George (75.60)

Year	1st	2nd	3rd	4th	Total	Finish	Money
1953	73	77	77		227	Cut	$0.00
1955	79	72			151	Cut	$0.00
					Total		*$0.00*

Griffin, J. J. (83.00)

Year	1st	2nd	3rd	4th	Total	Finish	Money
1950	83				83	WD	$0.00
					Total		*$0.00*

Shell Houston Open
Player Records
1946 thru 2008

Griffiths, Ed (75.29)

Year	1st	2nd	3rd	4th	Total	Finish	Money
1953	79	76			155	Cut	$0.00
1955	79	73			152	Cut	$0.00
1957	81	75			156	Cut	$0.00
1958	71	77	74	80	302	67	$50.00
1965	73	71	74	71	289	T51	$0.00
					Total		*$50.00*

Grimes, Tony (73.00)

Year	1st	2nd	3rd	4th	Total	Finish	Money
1987	72	69	76	75	292	T54	$1,362.00
1989	73	72	75	72	292	T47	$2,054.85
					Total		*$3,416.85*

Grob, Mike (71.50)

Year	1st	2nd	3rd	4th	Total	Finish	Money
2003	71	72			143	Cut	$0.00
					Total		*$0.00*

Groh, Gary (74.75)

Year	1st	2nd	3rd	4th	Total	Finish	Money
1972	74	73	73	74	294	T61	$227.27
1973	74	77			151	Cut	$0.00
1978	75	78			153	Cut	$0.00
					Total		*$227.27*

Gronauer, Fred (75.33)

Year	1st	2nd	3rd	4th	Total	Finish	Money
1953	71	76	79		226	Cut	$0.00
					Total		*$0.00*

Gronberg, Mathias (72.19)

Year	1st	2nd	3rd	4th	Total	Finish	Money
2004	73	72	72	73	290	T43	$16,033.34
2005	71	68	74	73	286	T34	$25,800.00
2006	68	69	67	73	277	4	$264,000.00
2007	73	76			149	Cut	$0.00
2008	77	76			153	Cut	$0.00
					Total		*$305,833.34*

Grunewald, Kelly (73.50)

Year	1st	2nd	3rd	4th	Total	Finish	Money
2001	74	73			147	Cut	$0.00
					Total		*$0.00*

Grygiel, Jeff (73.50)

Year	1st	2nd	3rd	4th	Total	Finish	Money
1986	74	73			147	Cut	$0.00
					Total		*$0.00*

Gullion, Joey (71.00)

Year	1st	2nd	3rd	4th	Total	Finish	Money
1996	74	72			146	Cut	$0.00
2000	74	68	68	70	280	T17	$33,040.00
					Total		*$33,040.00*

Gump, Scott (71.52)

Year	1st	2nd	3rd	4th	Total	Finish	Money
1991	72	69	67	70	278	T18	$9,737.15
1992	67	73	70	70	280	T14	$18,600.00
1993	70	69	71		210	T52	$3,001.14
1995	72	67	74	72	285	T32	$7,264.44
1996	71	70	68	75	284	T21	$13,350.00
1997	76	75			151	Cut	$0.00
1998	77	71			148	Cut	$0.00
1999	69	75	70	77	291	T51	$5,788.88
2000	71	70	73	76	290	75	$5,320.00
					Total		*$63,061.61*

Gustafson, Carl (78.25)

Year	1st	2nd	3rd	4th	Total	Finish	Money
1952	78	77			155	Cut	$0.00
1953	75	83			158	Cut	$0.00
					Total		*$0.00*

Gustin, Jon (73.35)

Year	1st	2nd	3rd	4th	Total	Finish	Money
1956	71	67	75	72	285	T11	$677.50
1957	76	80			156	Cut	$0.00
1960	72	74	73	75	294	T41	$78.33
1961	71	73	76		220	Cut	$0.00
1962	72	70	77	73	292	T61	$150.00
					Total		*$905.83*

Gutschewski, Scott (71.60)

Year	1st	2nd	3rd	4th	Total	Finish	Money
2005	72	71	70	72	285	T28	$33,250.00
2006	73	68	70	72	283	T21	$47,750.00
2007	75	73			148	Cut	$0.00
					Total		*$81,000.00*

Haas, Bill (73.67)

Year	1st	2nd	3rd	4th	Total	Finish	Money
2006	77	68			145	Cut	$0.00
2007	76	70			146	Cut	$0.00
2008	76	75			151	Cut	$0.00
					Total		*$0.00*

Haas, Freddie (75.00)

Year	1st	2nd	3rd	4th	Total	Finish	Money
1976	77	78			155	Cut	$0.00
1977	73	72	75	75	295	T66	$325.00
					Total		*$325.00*

Haas, Hunter (74.75)

Year	1st	2nd	3rd	4th	Total	Finish	Money
2001	76	76			152	Cut	$0.00
2005	73	74			147	Cut	$0.00
					Total		*$0.00*

Haas, Jay (70.70)

Year	1st	2nd	3rd	4th	Total	Finish	Money
1977	74	74			148	Cut	$0.00
1979	71	71			142	Cut	$0.00
1980	66	68	68	72	274	T12	$6,860.00
1981	67	67	68		202	T4	$11,550.00
1982	72	69	69	70	280	T9	$9,450.00
1983	72	73	71	68	284	T16	$5,611.43
1984	74	74			148	Cut	$0.00
1985	76				76	WD	$0.00
1986	68	70	67	74	279	T4	$20,666.66
1987	69	69	71	67	276	1	$108,000.00
1988	72	75			147	Cut	$0.00
1989	71	77			148	Cut	$0.00
1990	68	68	71		207	T15	$14,066.66
1991	72	64	73	71	280	T31	$4,256.00
1992	70	71	68	72	281	T22	$10,530.00
1993	68	67	71		206	T20	$14,083.33
1994	72	67	73	70	282	T16	$18,237.15
1997	71	76			147	Cut	$0.00
1998	70	77			147	Cut	$0.00
1999	75	72			147	Cut	$0.00
2000	69	70	75	72	286	T60	$6,048.00
2001	74	75			149	Cut	$0.00
2002	67	70	69	69	275	T4	$176,000.00
2003	67	67	70	68	272	5	$180,000.00
2004	72	73	70	75	290	T43	$16,033.33
					Total		*$601,392.56*

Haas, Jerry (71.75)

Year	1st	2nd	3rd	4th	Total	Finish	Money
1990	73	73			146	Cut	$0.00
1991	70	72	66	70	278	T18	$9,737.15
1992	74	68	68	80	290	T75	$2,256.00
1995	71	76			147	Cut	$0.00
					Total		*$11,993.15*

Haas Jr, Fred (71.97)

Year	1st	2nd	3rd	4th	Total	Finish	Money
1946	69	71	73	71	284	T7	$450.00
1947	70	72	75	72	289	T11	$280.00
1949	71	70	72	71	284	T10	$256.66
1950	73	73	72	70	288	17	$130.00
1951	73	69	71	73	286	T18	$66.00
1952	70	74	70	72	286	6	$700.00
1953	73	71	74	72	290	T23	$170.00
1954	67	71	71	71	280	T3	$1,700.00
1955	73	69	71	69	282	T16	$475.00
1956	75	74	80		229	Cut	$0.00
1957	73	72	74	75	294	T56	$50.00
1958	77	75			152	Cut	$0.00
1959	68	66	72	73	279	T5	$1,400.00
1960	70	70	75	70	285	T7	$1,450.00
1961	68	71	71	71	281	T6	$1,650.00
1962	74	74	72	72	292	T61	$150.00
1963	77	72			149	Cut	$0.00
1965	76	71			147	Cut	$0.00
1966	73	72	72	72	289	T48	$210.00
					Total		*$9,137.66*

Shell Houston Open
Player Records
1946 thru 2008

Haberle, Dave (77.00)

Year	1st	2nd	3rd	4th	Total	Finish	Money
1972	73	81			154	Cut	$0.00
					Total		$0.00

Haddock, Harold (81.50)

Year	1st	2nd	3rd	4th	Total	Finish	Money
1957	76	87			163	Cut	$0.00
					Total		$0.00

Hadlock, Mike (79.00)

Year	1st	2nd	3rd	4th	Total	Finish	Money
1963	81	77			158	Cut	$0.00
					Total		$0.00

Hagan, Royal (80.00)

Year	1st	2nd	3rd	4th	Total	Finish	Money
1947	79	81			160	Cut	$0.00
					Total		$0.00

Hager, Joe (71.50)

Year	1st	2nd	3rd	4th	Total	Finish	Money
1980	71	72			143	Cut	$0.00
					Total		$0.00

Hager, Kermit (75.50)

Year	1st	2nd	3rd	4th	Total	Finish	Money
1958	73	78			151	Cut	$0.00
					Total		$0.00

Hale, Bud (80.00)

Year	1st	2nd	3rd	4th	Total	Finish	Money
1953	79	81			160	Cut	$0.00
					Total		$0.00

Hall, Harry (81.00)

Year	1st	2nd	3rd	4th	Total	Finish	Money
1950	83	79			162	Cut	$0.00
					Total		$0.00

Hallberg, Gary (72.38)

Year	1st	2nd	3rd	4th	Total	Finish	Money
1985	76	72			148	Cut	$0.00
1986	74	69	75	73	291	T48	$1,256.67
1987	70	72	69	69	280	T6	$20,100.00
1988	72	77			149	Cut	$0.00
1990	69	81			150	Cut	$0.00
1991	68	69	70	69	276	T7	$23,280.00
1992	70	69	73	77	289	T69	$2,364.00
1995	75	77			152	Cut	$0.00
1996	75	72			147	Cut	$0.00
					Total		$47,000.67

Halldorson, Dan (71.69)

Year	1st	2nd	3rd	4th	Total	Finish	Money
1979	74	69			143	Cut	$0.00
1981	67	71	67		205	T11	$6,300.00
1982	71	73	67	72	283	T18	$4,260.00
1983	77				77	WD	$0.00
1984	72	72			144	Cut	$0.00
1985	75	74			149	Cut	$0.00
1988	73	73			146	Cut	$0.00
					Total		$10,560.00

Hallet, Jim (71.33)

Year	1st	2nd	3rd	4th	Total	Finish	Money
1988	71	67	71	73	282	T22	$6,498.33
1989	75	74			149	Cut	$0.00
1990	72	69	72		213	T56	$2,210.00
1992	68	74	68	72	282	T30	$6,975.00
1993	71	73			144	Cut	$0.00
					Total		$15,683.33

Haltom, Bart (78.17)

Year	1st	2nd	3rd	4th	Total	Finish	Money
1950	78	78			156	Cut	$0.00
1951	78	81			159	Cut	$0.00
1960	77	77			154	Cut	$0.00
					Total		$0.00

Hamarik, John (74.50)

Year	1st	2nd	3rd	4th	Total	Finish	Money
1984	74	75			149	Cut	$0.00
					Total		$0.00

Hamilton, Bob (72.33)

Year	1st	2nd	3rd	4th	Total	Finish	Money
1946	72	80	68	70	290	T19	$73.33
1949	68	76			144	WD	$0.00
					Total		$73.33

Hamilton, Jim (74.00)

Year	1st	2nd	3rd	4th	Total	Finish	Money
1965	73	75			148	Cut	$0.00
					Total		$0.00

Hamilton, Robert (72.00)

Year	1st	2nd	3rd	4th	Total	Finish	Money
2003	72	72			144	Cut	$0.00
					Total		$0.00

Hamilton, Todd (71.83)

Year	1st	2nd	3rd	4th	Total	Finish	Money
2004	71	77			148	Cut	$0.00
2005	71	69	71	72	283	T18	$70,000.00
					Total		$70,000.00

Hammer, Laurie (72.50)

Year	1st	2nd	3rd	4th	Total	Finish	Money
1968	71	71	75	71	288	T38	$450.00
1975	77	66	72	77	292	T66	$150.00
					Total		$600.00

Hammett, J. T. (76.00)

Year	1st	2nd	3rd	4th	Total	Finish	Money
1950	81	74			155	Cut	$0.00
1953	77	75	74		226	Cut	$0.00
1954	75	76			151	Cut	$0.00
					Total		$0.00

Hammond, Donnie (70.92)

Year	1st	2nd	3rd	4th	Total	Finish	Money
1983	73	78			151	Cut	$0.00
1984	78	64	75	73	290	T59	$1,100.00
1985	70	70	71	70	281	T10	$13,000.00
1986	72	73	70	70	285	T19	$6,060.00
1990	70	74			144	Cut	$0.00
1991	69	68	66	73	276	T7	$23,280.00
1993	67	65	68		200	T3	$67,600.00
1994	70	69	71	73	283	T23	$12,480.00
1996	68	72	72	72	284	T21	$13,350.00
1998	68	76	69	72	285	T22	$17,550.00
2003	71	74			145	Cut	$0.00
					Total		$154,420.00

Hammond, Mike (73.00)

Year	1st	2nd	3rd	4th	Total	Finish	Money
1988	69	72	79	72	292	T65	$1,449.00
					Total		$1,449.00

Hancock, Phil (71.50)

Year	1st	2nd	3rd	4th	Total	Finish	Money
1979	72	69	71	69	281	T46	$831.60
1980	69	69	69	69	276	T19	$4,242.00
1982	77	72			149	Cut	$0.00
1983	73	71	71	70	285	T23	$3,371.43
1985	77	71			148	Cut	$0.00
1986	75	73			148	Cut	$0.00
					Total		$8,445.03

Hand, Bob (77.00)

Year	1st	2nd	3rd	4th	Total	Finish	Money
1951	77	77			154	Cut	$0.00
					Total		$0.00

Hansen, Anders (71.38)

Year	1st	2nd	3rd	4th	Total	Finish	Money
2007	74	69	68	76	287	T49	$13,325.70
2008	69	71	75	69	284	T34	$30,240.00
					Total		$43,565.70

Hansen, Matt (75.50)

Year	1st	2nd	3rd	4th	Total	Finish	Money
2006	75	76			151	Cut	$0.00
					Total		$0.00

Harbert, Chick (72.33)

Year	1st	2nd	3rd	4th	Total	Finish	Money
1949	71	73			144	WD	$0.00
1954	72	75	71	73	291	T46	$0.00
1955	72	69	74	72	287	T49	$0.00
1957	73	68	72	79	292	T43	$50.00
1958	73	71	75	69	288	T13	$756.00
1959	70	74	67	68	279	T5	$1,400.00
1960	74	75	75	77	301	T61	$72.00
1961	66	77	75	70	288	T38	$150.00
					Total		$2,428.00

Shell Houston Open
Player Records
1946 thru 2008

Harden, Jack (73.06)

Year	1st	2nd	3rd	4th	Total	Finish	Money
1949	72	70	74	70	286	T20	$82.50
1950	80	73			153	Cut	$0.00
1953	81	70			151	DQ	$0.00
1954	72	73			145	DQ	$0.00
1955	71	70	68	70	279	T5	$1,225.00
1970	80	75			155	Cut	$0.00
					Total		$1,307.50

Harden, Wally (74.00)

Year	1st	2nd	3rd	4th	Total	Finish	Money
1949	72	75	77	72	296	T48	$0.00
					Total		$0.00

Hardin, Gary (78.00)

Year	1st	2nd	3rd	4th	Total	Finish	Money
1977	87				87	WD	$0.00
1981	74	73			147	Cut	$0.00
					Total		$0.00

Hardin, Hord (78.50)

Year	1st	2nd	3rd	4th	Total	Finish	Money
1951	79	77			156	Cut	$0.00
1952	78	80			158	Cut	$0.00
					Total		$0.00

Hardin, Jack (74.50)

Year	1st	2nd	3rd	4th	Total	Finish	Money
1972	74	75			149	Cut	$0.00
					Total		$0.00

Hardwicke, J. C. (75.89)

Year	1st	2nd	3rd	4th	Total	Finish	Money
1952	75	74	82	78	309	59	$0.00
1953	77	77			154	Cut	$0.00
1954	74	69	75	76	294	T59	$0.00
1955	76	79			155	Cut	$0.00
1957	78	76			154	Cut	$0.00
1958	78	79			157	Cut	$0.00
1959	75	76			151	Cut	$0.00
1960	72	80			152	Cut	$0.00
1962	75	78			153	Cut	$0.00
1963	72	71	77	75	295	T84	$0.00
1965	77	74			151	Cut	$0.00
					Total		$0.00

Hardwicke, Rosson (84.00)

Year	1st	2nd	3rd	4th	Total	Finish	Money
1959	84	84			168	WD	$0.00
					Total		$0.00

Hardy, Jim (76.50)

Year	1st	2nd	3rd	4th	Total	Finish	Money
1972	71	78			149	Cut	$0.00
1973	81	76			157	Cut	$0.00
					Total		$0.00

Hare, John (77.50)

Year	1st	2nd	3rd	4th	Total	Finish	Money
1951	79	76			155	Cut	$0.00
					Total		$0.00

Harman, Tony (80.00)

Year	1st	2nd	3rd	4th	Total	Finish	Money
1955	80				80	DQ	$0.00
					Total		$0.00

Harmon, Claude (76.00)

Year	1st	2nd	3rd	4th	Total	Finish	Money
1958	75	77			152	Cut	$0.00
					Total		$0.00

Harmon, Dick (74.58)

Year	1st	2nd	3rd	4th	Total	Finish	Money
1979	70	71	72	78	291	T75	$567.00
1980	73	76			149	Cut	$0.00
1981	78	78			156	Cut	$0.00
1982	80	74			154	Cut	$0.00
1984	75	70			145	Cut	$0.00
					Total		$567.00

Harmon, Don (77.75)

Year	1st	2nd	3rd	4th	Total	Finish	Money
1956	78	77	75	81	311	74	$0.00
					Total		$0.00

Harney, Paul (72.25)

Year	1st	2nd	3rd	4th	Total	Finish	Money
1955	77	73			150	Cut	$0.00
1956	72	70	72	77	291	T45	$0.00
1957	75	78			153	Cut	$0.00
1959	70	68	73	71	282	T10	$975.00
1960	71	70	78	69	288	T18	$680.00
1961	71	71	71	70	283	T9	$1,200.00
1962	69	72	74	72	287	T26	$380.00
					Total		$3,235.00

Harper, Chandler (72.18)

Year	1st	2nd	3rd	4th	Total	Finish	Money
1949	69	70	76	75	290	T30	$0.00
1950	74	68	69	73	284	T4	$700.00
1953	74	77	69	74	294	T41	$0.00
1954	71	69	73	70	283	T12	$677.50
1955	74	73	68	71	286	T39	$46.00
1956	72	71	78	71	292	T48	$0.00
1962	73	71	75	73	292	T61	$150.00
					Total		$1,573.50

Harper, Roland (77.00)

Year	1st	2nd	3rd	4th	Total	Finish	Money
1952	78	76			154	Cut	$0.00
1953	76	78			154	Cut	$0.00
					Total		$0.00

Harrington, Dennis (71.67)

Year	1st	2nd	3rd	4th	Total	Finish	Money
1990	73	67	75		215	T71	$1,960.00
					Total		$1,960.00

Harrington, Padraig (70.67)

Year	1st	2nd	3rd	4th	Total	Finish	Money
2006	71	73	69	71	284	T32	$33,275.00
2007	71	72	66	72	281	T24	$48,400.00
2008	71	73	71	68	283	T26	$38,920.00
					Total		$120,595.00

Harris, Bob (72.69)

Year	1st	2nd	3rd	4th	Total	Finish	Money
1953	78				78	WD	$0.00
1955	72	69	73	76	290	T60	$0.00
1956	76	70	79		225	Cut	$0.00
1957	73	70	65	73	281	3	$2,500.00
1958	72	76	70	71	289	T18	$570.00
					Total		$3,070.00

Harris, Cecil (77.00)

Year	1st	2nd	3rd	4th	Total	Finish	Money
1952	75	79			154	Cut	$0.00
					Total		$0.00

Harris, John (78.00)

Year	1st	2nd	3rd	4th	Total	Finish	Money
1976	79	77			156	Cut	$0.00
					Total		$0.00

Harris, Keith (71.67)

Year	1st	2nd	3rd	4th	Total	Finish	Money
1990	72	71	72		215	T71	$1,960.00
					Total		$1,960.00

Harris Jr, Labron (74.80)

Year	1st	2nd	3rd	4th	Total	Finish	Money
1965	83	73			156	Cut	$0.00
1971	76	71	77	71	295	T53	$217.40
1972	79	77			156	Cut	$0.00
1973	74	71	75	75	295	T62	$389.67
1974	72	73	75		220	WD76	$0.00
					Total		$607.07

Harrison, Bob (74.00)

Year	1st	2nd	3rd	4th	Total	Finish	Money
1962	75	78			153	Cut	$0.00
1963	71	71	72	69	283	T29	$400.00
1964	74	82			156	Cut	$0.00
					Total		$400.00

Harrison, Dutch (72.08)

Year	1st	2nd	3rd	4th	Total	Finish	Money
1946	75	67	70	72	284	T7	$450.00
1949	68	70	69	70	277	6	$600.00
1951	69	69	72	72	282	T8	$415.00
1953	72	72	75	75	294	T41	$0.00
1955	77	71	71		219	Cut	$0.00
1956	70	73	75	71	289	T29	$205.00
1957	72	73	72	71	288	T13	$693.75
1958	69	72	76	76	293	T38	$50.00
1964	72	74	71	72	289	T31	$594.05
1966	72	80			152	Cut	$0.00
					Total		$3,007.80

Hart, Dick (76.00)

Year	1st	2nd	3rd	4th	Total	Finish	Money
1958	71	81			152	Cut	$0.00
					Total		$0.00

Shell Houston Open
Player Records
1946 thru 2008

Hart, Dudley (71.46)

Year	1st	2nd	3rd	4th	Total	Finish	Money
1991	73	66	71	73	283	T58	$1,736.00
1992	72	74			146	Cut	$0.00
1993	70	71			141	Cut	$0.00
1994	68	70	72		210	WD	$0.00
1995	68	72	71	77	288	T55	$3,178.00
1997	78	72			150	Cut	$0.00
1998	70	72	70	67	279	T4	$88,000.00
2000	73	70			143	Cut	$0.00
2004	69	72	71	70	282	T4	$220,000.00
2005	70	71	71	75	287	T39	$19,500.00
2007	71	71	74	73	289	T62	$11,715.00
2008	69	77			146	Cut	$0.00
					Total		$344,129.00

Hart, Jeff (73.06)

Year	1st	2nd	3rd	4th	Total	Finish	Money
1985	69	75	74	78	296	72	$990.00
1990	74	67	70		211	T37	$4,200.00
1996	71	75			146	Cut	$0.00
1997	74	72	74	71	291	T45	$4,484.58
2001	75	72			147	Cut	$0.00
2005	71	80			151	Cut	$0.00
					Total		$9,674.58

Hart, Steve (72.96)

Year	1st	2nd	3rd	4th	Total	Finish	Money
1982	70	72	78	75	295	T66	$724.50
1983	76	71			147	Cut	$0.00
1989	70	72	70	75	287	T22	$8,320.00
1990	76	74			150	Cut	$0.00
1992	70	72	68	70	280	T14	$18,600.00
1995	68	77			145	Cut	$0.00
1997	74	70	78	78	300	71	$3,168.00
2000	72	75			147	Cut	$0.00
					Total		$30,812.50

Harter, Charles (73.75)

Year	1st	2nd	3rd	4th	Total	Finish	Money
1952	73	74	74	77	298	T36	$0.00
1953	75	73	73	71	292	T31	$0.00
					Total		$0.00

Hartzell, Randy (78.50)

Year	1st	2nd	3rd	4th	Total	Finish	Money
1982	78	79			157	Cut	$0.00
					Total		$0.00

Harvard, Bryant (73.50)

Year	1st	2nd	3rd	4th	Total	Finish	Money
1963	70	74	77	73	294	T82	$0.00
					Total		$0.00

Harvey, Sam (76.50)

Year	1st	2nd	3rd	4th	Total	Finish	Money
1964	74	82			156	Cut	$0.00
1965	74	73			147	Cut	$0.00
1972	80	76			156	Cut	$0.00
					Total		$0.00

Harwell, Barry (75.50)

Year	1st	2nd	3rd	4th	Total	Finish	Money
1982	71	80			151	Cut	$0.00
					Total		$0.00

Hasbrouck, Joe (78.50)

Year	1st	2nd	3rd	4th	Total	Finish	Money
1979	76	77			153	Cut	$0.00
1984	82	79			161	Cut	$0.00
					Total		$0.00

Hatalsky, Morris (72.02)

Year	1st	2nd	3rd	4th	Total	Finish	Money
1977	71	73	71	71	286	T25	$1,510.00
1978	71	69	70	70	280	T27	$1,420.00
1979	72	71			143	Cut	$0.00
1980	68	72	69	71	280	T39	$1,200.50
1981	72	69	79		220	T79	$477.75
1982	71	71	71	79	292	61	$763.00
1983	74	74			148	Cut	$0.00
1984	71	68	70	75	284	T29	$3,043.75
1985	71	73	69	69	282	T12	$9,214.28
1986	72	74			146	Cut	$0.00
1987	69	74	78	71	292	T54	$1,362.00
1988	72	69	72	71	284	T35	$3,450.80
1989	73	71	76	75	295	T61	$1,680.00
1990	75	72			147	Cut	$0.00
1991	75	71			146	Cut	$0.00
1992	74	76			150	Cut	$0.00
1993	68	70	69		207	T26	$9,230.00
1994	73	78			151	Cut	$0.00
					Total		$33,352.08

Hawkins, Fred (72.45)

Year	1st	2nd	3rd	4th	Total	Finish	Money
1949	69	77	75	74	295	T45	$0.00
1950	72	73	72	70	287	T13	$195.00
1951	69	70	71	75	285	T15	$153.34
1952	72	73	76	74	295	T23	$70.00
1953	74	74	72	74	294	T41	$0.00
1954	73	72	71	73	289	T36	$135.00
1955	76	72	73		221	Cut	$0.00
1956	74	74	70	71	289	T29	$205.00
1957	75	72	76		223	Cut	$0.00
1958	71	74	70	73	288	T13	$756.00
1959	74	71	72	72	289	T26	$195.00
1960	73	73	73	67	286	T9	$1,150.00
1961	72	80			152	Cut	$0.00
1962	69	77	70	71	287	T26	$380.00
1963	71	65	67	66	269	2	$4,600.00
1964	73	80			153	Cut	$0.00
					Total		$7,839.34

Hayes, Dale (74.50)

Year	1st	2nd	3rd	4th	Total	Finish	Money
1977	76	73			149	Cut	$0.00
					Total		$0.00

Hayes, J. P. (71.76)

Year	1st	2nd	3rd	4th	Total	Finish	Money
1992	71	70	71	75	287	T64	$2,532.00
1995	72	69	71	73	285	T32	$7,264.45
1997	73	72	64	73	282	T8	$43,200.00
1998	70	75	74	70	289	T47	$5,206.67
1999	72	69	69	73	283	T5	$84,750.00
2000	71	70	73	70	284	T45	$7,707.00
2001	72	70	74	81	297	72	$6,664.00
2002	67	68	71	72	278	T10	$104,000.00
2003	71	74			145	Cut	$0.00
2006	75	75			150	Cut	$0.00
2008	73	74			147	Cut	$0.00
					Total		$261,324.12

Hayes, Mark (71.75)

Year	1st	2nd	3rd	4th	Total	Finish	Money
1974	74	70	68	69	281	T9	$3,450.00
1976	67	74	70	71	282	T7	$5,900.00
1977	67	76	72	70	285	T21	$1,960.00
1978	71	71	68	72	282	T38	$820.00
1979	71	72			143	Cut	$0.00
1980	69	73	73	66	281	T51	$828.80
1981	72	73			145	Cut	$0.00
1983	72	73	70	71	286	T30	$2,430.00
1984	69	73	73	74	289	T57	$1,125.00
1985	72	72	70	74	288	T55	$1,135.00
1986	72	69	72	73	286	T24	$4,050.00
1988	71	71	69	76	287	T54	$1,610.00
1989	71	75	78	71	295	T61	$1,680.00
1990	71	70	68		209	T28	$6,950.00
1991	73	76			149	Cut	$0.00
1992	77	81			158	Cut	$0.00
					Total		$31,938.80

Hayes, Ted (73.25)

Year	1st	2nd	3rd	4th	Total	Finish	Money
1971	73	73	73	74	293	T46	$350.00
					Total		$350.00

Heafner, Clayton (71.92)

Year	1st	2nd	3rd	4th	Total	Finish	Money
1946	73	73	72	70	288	T13	$205.00
1949	73	72	69	70	284	T10	$256.66
1950	69	73	68	77	287	T13	$195.00
1953	76				76	DQ	$0.00
					Total		$656.66

Heafner, Vance (74.67)

Year	1st	2nd	3rd	4th	Total	Finish	Money
1982	74	75			149	Cut	$0.00
1985	72	75			147	Cut	$0.00
1987	76	76			152	Cut	$0.00
					Total		$0.00

Shell Houston Open
Player Records
1946 thru 2008

Heard, Jerry (73.29)

Year	1st	2nd	3rd	4th	Total	Finish	Money
1971	77	72	77	73	299	69	$217.39
1973	72	71			143	DQ	$0.00
1978	76	68	73	73	290	T74	$0.00
1981	77	71			148	Cut	$0.00
1982	70	76			146	Cut	$0.00
					Total		$217.39

Hearn, David (73.25)

Year	1st	2nd	3rd	4th	Total	Finish	Money
2005	69	72	77	75	293	T69	$9,850.00
					Total		$9,850.00

Hearn, Tom (73.25)

Year	1st	2nd	3rd	4th	Total	Finish	Money
1995	69	74	78	72	293	T79	$2,520.00
					Total		$2,520.00

Heath, Skeeter (72.67)

Year	1st	2nd	3rd	4th	Total	Finish	Money
1978	69	74	73	74	290	T74	$0.00
1982	72	71	72	75	290	T57	$787.50
1985	74				74	WD	$0.00
					Total		$787.50

Hebert, Jay (72.61)

Year	1st	2nd	3rd	4th	Total	Finish	Money
1950	76	73	73	80	302	55	$0.00
1951	72	69	75	70	286	T18	$66.00
1952	73	81			154	Cut	$0.00
1953	76	75	71	71	293	T39	$0.00
1954	72	77	74		223	Cut	$0.00
1955	74	74	66	72	286	T39	$46.00
1956	72	72	79		223	Cut	$0.00
1958	69	73	70	70	282	T2	$2,500.00
1959	67	69	71	73	280	T8	$1,150.00
1960	77	77			154	Cut	$0.00
1961	69	71	69	67	276	1	$7,000.00
1962	67	71	71	75	284	T10	$1,310.00
1963	70	71	67	69	277	T7	$1,825.00
1964	72	72	74	74	292	T44	$119.05
1965	71	73	73	71	288	T47	$225.00
1966	74	76			150	Cut	$0.00
1967	72	79			151	Cut	$0.00
1968	71	72	74	73	290	T45	$280.00
1970	74	78			152	Cut	$0.00
1976	76	73			149	Cut	$0.00
					Total		$14,521.05

Hebert, Jean-Paul (77.50)

Year	1st	2nd	3rd	4th	Total	Finish	Money
1995	77	78			155	Cut	$0.00
					Total		$0.00

Hebert, Lionel (72.41)

Year	1st	2nd	3rd	4th	Total	Finish	Money
1952	76	74	78	74	302	T49	$0.00
1953	75	74	73	70	292	T31	$0.00
1954	77	77			154	Cut	$0.00
1955	73	73	73		219	Cut	$0.00
1956	71	73	71	73	288	T21	$343.75
1957	73	76	75		224	Cut	$0.00
1958	71	76	72	73	292	T35	$66.66
1959	73	72	68	76	289	T26	$195.00
1960	74	75	75		224	T64	$0.00
1961	69	68	73	69	279	4	$2,200.00
1962	68	73	73	70	284	T10	$1,310.00
1963	71	75			146	Cut	$0.00
1964	69	72	70	72	283	T9	$1,569.05
1965	71	68	74	70	283	T19	$1,000.00
1966	70	70	72	66	278	T4	$5,150.00
1967	71	69	71	78	289	T25	$905.62
1968	72	70	69	75	286	T28	$725.00
1970	75	73	72	71	291	T31	$712.50
1971	78	73	71	71	293	T46	$350.00
1972	76	73			149	Cut	$0.00
1973	76	74			150	Cut	$0.00
1974	75	69	69	73	286	T31	$832.50
1975	69	71	70	69	279	T5	$5,193.75
1976	77	73			150	Cut	$0.00
					Total		$20,553.83

Heck, Marion (74.42)

Year	1st	2nd	3rd	4th	Total	Finish	Money
1973	73	76	73	79	301	77	$0.00
1974	72	79			151	Cut	$0.00
1976	72	71	73	78	294	T52	$470.00
1977	73	74			147	Cut	$0.00
					Total		$470.00

Heckman, Buddy (76.00)

Year	1st	2nd	3rd	4th	Total	Finish	Money
1950	74	78			152	Cut	$0.00
					Total		$0.00

Heinen, Mike (72.78)

Year	1st	2nd	3rd	4th	Total	Finish	Money
1994	67	68	69	68	272	1	$234,000.00
1995	72	76			148	Cut	$0.00
1996	70	76			146	Cut	$0.00
1997	79	70			149	Cut	$0.00
1998	71	77			148	Cut	$0.00
1999	72	81			153	Cut	$0.00
2000	73	72			145	Cut	$0.00
2001	73	74			147	Cut	$0.00
2002	70	73	71	72	286	T45	$11,440.00
2003	71	72			143	Cut	$0.00
2004	73	72	71	77	293	T59	$10,850.00
2005	71	76			147	Cut	$0.00
2006	76	76			152	Cut	$0.00
					Total		$256,290.00

Heinlein, Bill (74.50)

Year	1st	2nd	3rd	4th	Total	Finish	Money
1958	73	76			149	Cut	$0.00
					Total		$0.00

Heins, Bob (72.50)

Year	1st	2nd	3rd	4th	Total	Finish	Money
1974	77	69			146	Cut	$0.00
1979	71	73			144	Cut	$0.00
					Total		$0.00

Heintz, Bob (75.50)

Year	1st	2nd	3rd	4th	Total	Finish	Money
2000	71	74			145	Cut	$0.00
2002	75	81			156	Cut	$0.00
2005	76	75			151	Cut	$0.00
2007	75	77			152	Cut	$0.00
					Total		$0.00

Heintzelman, Webb (73.50)

Year	1st	2nd	3rd	4th	Total	Finish	Money
1989	77	72			149	Cut	$0.00
1990	72	73			145	Cut	$0.00
					Total		$0.00

Hend, Scott (72.75)

Year	1st	2nd	3rd	4th	Total	Finish	Money
2004	73	71	72	77	293	T59	$10,850.00
2005	72	69	75	73	289	T49	$12,216.60
					Total		$23,066.60

Hendley, Stuart (75.50)

Year	1st	2nd	3rd	4th	Total	Finish	Money
1987	76	75			151	Cut	$0.00
					Total		$0.00

Hendrix, Matt (70.75)

Year	1st	2nd	3rd	4th	Total	Finish	Money
2007	67	78	69	69	283	T31	$34,100.00
					Total		$34,100.00

Henke, Nolan (72.15)

Year	1st	2nd	3rd	4th	Total	Finish	Money
1990	72	72			144	Cut	$0.00
1991	74	69			143	Cut	$0.00
1996	73	68	77	72	290	T63	$3,180.00
1997	73	71	68	70	282	T8	$43,200.00
1998	72	78			150	Cut	$0.00
1999	70	70	78	69	287	T27	$17,375.00
2000	73	74			147	Cut	$0.00
					Total		$63,755.00

Henning, Alan (75.50)

Year	1st	2nd	3rd	4th	Total	Finish	Money
1963	74	77			151	Cut	$0.00
					Total		$0.00

Henning, Harold (72.17)

Year	1st	2nd	3rd	4th	Total	Finish	Money
1960	73	73	73	72	291	T29	$274.29
1962	70	76	70	73	289	T41	$150.00
1967	68	71	70	70	279	T5	$4,657.50
1968	70	67	73	76	286	T28	$725.00
1970	79	75			154	Cut	$0.00
					Total		$5,806.79

Shell Houston Open
Player Records
1946 thru 2008

Henninger, Brian (72.13)

Year	1st	2nd	3rd	4th	Total	Finish	Money
1993	70	68	68		206	T20	$14,083.34
1994	73	75			148	Cut	$0.00
1996	71	69	74	75	289	T56	$3,330.00
1997	71	71	78	69	289	T38	$6,880.00
1999	76	76			152	Cut	$0.00
2001	74	69	74	71	288	T26	$23,138.89
2003	70	70	73	74	287	T63	$9,495.00
					Total		$56,927.23

Henrich, John (77.20)

Year	1st	2nd	3rd	4th	Total	Finish	Money
1953	76	79			155	Cut	$0.00
1954	70	79	82		231	Cut	$0.00
					Total		$0.00

Henry, Bunky (73.72)

Year	1st	2nd	3rd	4th	Total	Finish	Money
1970	78	73			151	Cut	$0.00
1972	77	75			152	Cut	$0.00
1973	75	76			151	Cut	$0.00
1975	73	72			145	Cut	$0.00
1977	71	76			147	Cut	$0.00
1978	77	79			156	Cut	$0.00
1980	68	71	71	70	280	T39	$1,200.50
1981	75	70			145	Cut	$0.00
					Total		$1,200.50

Henry, Horace (77.75)

Year	1st	2nd	3rd	4th	Total	Finish	Money
1947	74	77	73	80	304	T30	$0.00
1950	83	78			161	Cut	$0.00
1951	79	78			157	Cut	$0.00
					Total		$0.00

Henry, J. J (73.25)

Year	1st	2nd	3rd	4th	Total	Finish	Money
2004	71	74	76	72	293	T59	$10,850.00
					Total		$10,850.00

Henry, J. J. (72.75)

Year	1st	2nd	3rd	4th	Total	Finish	Money
2001	71	74	71	75	291	T46	$8,959.00
2003	73	74			147	Cut	$0.00
2005	70	71	76	76	293	T69	$9,850.00
2006	77	73			150	Cut	$0.00
2008	69	72	71	71	283	T26	$38,920.00
					Total		$57,729.00

Henry, JJ (74.50)

Year	1st	2nd	3rd	4th	Total	Finish	Money
2002	76	73			149	Cut	$0.00
					Total		$0.00

Hensby, Mark (72.63)

Year	1st	2nd	3rd	4th	Total	Finish	Money
2001	72	76			148	Cut	$0.00
2004	72	74			146	Cut	$0.00
2008	70	74	73	70	287	T47	$13,932.80
					Total		$13,932.80

Hepler, Denny (75.50)

Year	1st	2nd	3rd	4th	Total	Finish	Money
1986	75	76			151	Cut	$0.00
					Total		$0.00

Herron, Ed (77.33)

Year	1st	2nd	3rd	4th	Total	Finish	Money
1946	74	77	74	75	300	T32	$0.00
1947	76	77	72	80	305	T32	$0.00
1949	79	81			160	Cut	$0.00
1950	84	79			163	Cut	$0.00
					Total		$0.00

Herron, Tim (72.00)

Year	1st	2nd	3rd	4th	Total	Finish	Money
1996	69	74	74	76	293	T72	$2,895.00
2002	76	70			146	Cut	$0.00
2003	71	71			142	Cut	$0.00
2004	73	71	70	71	285	T11	$96,250.00
2005	67	76	69	72	284	T21	$48,357.10
2006	76	72			148	Cut	$0.00
2008	72	70	72	72	286	T39	$21,280.00
					Total		$168,782.10

Hessemer, Pete (76.00)

Year	1st	2nd	3rd	4th	Total	Finish	Money
1954	80	81			161	Cut	$0.00
1960	74	76	82		232	Cut	$0.00
1962	74	73	73	73	293	T68	$150.00
1965	75	78			153	Cut	$0.00
1977	79	72			151	Cut	$0.00
1980	76	74			150	Cut	$0.00
					Total		$150.00

Hewerter, Bob (76.50)

Year	1st	2nd	3rd	4th	Total	Finish	Money
1978	75	78			153	Cut	$0.00
					Total		$0.00

Hewes, Jeff (72.90)

Year	1st	2nd	3rd	4th	Total	Finish	Money
1977	79	75			154	Cut	$0.00
1978	71	71	69	72	283	T45	$600.00
1979	74	71			145	Cut	$0.00
1981	74	73			147	Cut	$0.00
					Total		$600.00

Hickman, Greg (75.25)

Year	1st	2nd	3rd	4th	Total	Finish	Money
1990	76	72			148	Cut	$0.00
1992	76	77			153	Cut	$0.00
					Total		$0.00

Hickok, Darrell (73.25)

Year	1st	2nd	3rd	4th	Total	Finish	Money
1957	72	73	72	76	293	T51	$50.00
					Total		$50.00

Hicks, Ivan (76.33)

Year	1st	2nd	3rd	4th	Total	Finish	Money
1953	77	72	80		229	Cut	$0.00
					Total		$0.00

Hietala, Ryan (74.00)

Year	1st	2nd	3rd	4th	Total	Finish	Money
2006	76	72			148	Cut	$0.00
					Total		$0.00

Higgins, Carl (74.50)

Year	1st	2nd	3rd	4th	Total	Finish	Money
1977	76	73			149	Cut	$0.00
					Total		$0.00

Higgins, Mike (74.25)

Year	1st	2nd	3rd	4th	Total	Finish	Money
1972	72	77			149	Cut	$0.00
1974	75	68	71	76	290	T59	$288.67
1980	76	79			155	Cut	$0.00
					Total		$288.67

Higgins Jr, Doug (73.00)

Year	1st	2nd	3rd	4th	Total	Finish	Money
1953	71	79	73	77	300	T64	$0.00
1956	74	70	79		223	Cut	$0.00
1957	69	74	68	77	288	T13	$693.75
1961	72	73	72	67	284	T14	$900.00
					Total		$1,593.75

Hill, Bob (74.29)

Year	1st	2nd	3rd	4th	Total	Finish	Money
1957	72	77	76		225	Cut	$0.00
1958	75	73	71	76	295	T51	$50.00
					Total		$50.00

Hill, Dave (71.77)

Year	1st	2nd	3rd	4th	Total	Finish	Money
1960	68	73	75	70	286	T9	$1,150.00
1962	73	74	73	70	290	T48	$150.00
1963	79	70			149	Cut	$0.00
1966	72	70	71	73	286	T31	$683.33
1967	71	67	72	71	281	T8	$3,392.50
1968	72	68	74	74	288	T38	$450.00
1970	70	73	70	74	287	T9	$2,600.00
1971	69	70	77	72	288	T22	$1,225.00
1973	78				78	WD	$0.00
1974	70	67	74	65	276	1	$30,000.00
1976	69	74	72	72	287	T22	$1,825.00
1980	68	65	73	68	274	T12	$6,860.00
1981	74	78			152	Cut	$0.00
1982	77	72			149	Cut	$0.00
1983	74				74	WD	$0.00
					Total		$48,335.83

Hill, Gene (85.50)

Year	1st	2nd	3rd	4th	Total	Finish	Money
1950	85	86			171	Cut	$0.00
					Total		$0.00

Hill, Guy (76.00)

Year	1st	2nd	3rd	4th	Total	Finish	Money
1998	76	76			152	Cut	$0.00
					Total		$0.00

Shell Houston Open
Player Records
1946 thru 2008

Hill, Mike (71.93)

Year	1st	2nd	3rd	4th	Total	Finish	Money
1970	75	76			151	Cut	$0.00
1971	74	75	70	75	294	T49	$260.60
1973	67	78	74	67	286	T12	$4,151.25
1974	74	70	67	75	286	T31	$832.50
1976	71	70	70	75	286	T20	$2,300.00
1977	73	70	72	72	287	T31	$1,240.00
1979	70	73			143	Cut	$0.00
1980	72	69	72	68	281	T51	$828.80
					Total		*$9,613.15*

Hill, Ray (73.08)

Year	1st	2nd	3rd	4th	Total	Finish	Money
1950	73	76	70	76	295	T39	$0.00
1951	70	72	74	70	286	T18	$66.00
1952	73	78			151	Cut	$0.00
1955	72	74	72		218	Cut	$0.00
					Total		*$66.00*

Hillard, Bill (83.00)

Year	1st	2nd	3rd	4th	Total	Finish	Money
1951	83				83	WD	$0.00
					Total		*$0.00*

Hines, Jimmy (72.00)

Year	1st	2nd	3rd	4th	Total	Finish	Money
1946	76	71	70	71	288	T13	$205.00
					Total		*$205.00*

Hinkle, Lon (71.50)

Year	1st	2nd	3rd	4th	Total	Finish	Money
1975	70	72	74	73	289	T53	$322.56
1977	73	69	70	70	282	T6	$5,980.00
1978	68	69	69	71	277	T11	$3,920.00
1979	70	70	68	69	277	T21	$2,816.25
1980	69	70	69	70	278	T29	$2,130.62
1981	69	67	76		212	T50	$645.75
1982	74				74	WD	$0.00
1984	73	78			151	Cut	$0.00
1985	71	75			146	Cut	$0.00
1989	72	74	69	75	290	T34	$3,870.00
1992	72	75			147	Cut	$0.00
1993	75	76			151	WD	$0.00
					Total		*$19,685.18*

Hinson, Larry (72.29)

Year	1st	2nd	3rd	4th	Total	Finish	Money
1971	67	75	73	76	291	T38	$637.50
1972	72	71	69	71	283	T9	$3,000.00
1973	74	73	70	71	288	T19	$2,290.14
1976	77	73			150	Cut	$0.00
					Total		*$5,927.64*

Hiskey, Babe (74.05)

Year	1st	2nd	3rd	4th	Total	Finish	Money
1965	72	74			146	Cut	$0.00
1966	74	71	68	70	283	18	$1,800.00
1967	72	74	75	73	294	T52	$0.00
1971	76	79			155	Cut	$0.00
1972	70	72	74	72	288	T28	$821.00
1973	75	76			151	Cut	$0.00
1974	72	71	73	72	288	T49	$373.00
1977	73	73	76	75	297	T71	$0.00
1978	72	74			146	Cut	$0.00
1979	72	72			144	Cut	$0.00
1982	76	78			154	Cut	$0.00
1984	74	77			151	Cut	$0.00
1985	75	74			149	Cut	$0.00
1986	83	75			158	Cut	$0.00
1989	80	78			158	Cut	$0.00
					Total		*$2,994.00*

Hiskey, Jim (74.50)

Year	1st	2nd	3rd	4th	Total	Finish	Money
1955	71	73	76	70	290	T60	$0.00
1956	74	75	75	77	301	72	$0.00
1957	76	72	76	77	301	68	$0.00
1958	77	75	74	74	300	T64	$0.00
					Total		*$0.00*

Hixon, George (78.50)

Year	1st	2nd	3rd	4th	Total	Finish	Money
1972	76	81			157	Cut	$0.00
					Total		*$0.00*

Hjertstedt, Gabriel (73.88)

Year	1st	2nd	3rd	4th	Total	Finish	Money
1997	77	79			156	Cut	$0.00
1998	72	73	71	77	293	T67	$4,080.00
1999	75	78			153	Cut	$0.00
2000	71	72			143	Cut	$0.00
2001	74	75			149	Cut	$0.00
2006	72	69	77	70	288	T54	$12,540.00
					Total		*$16,620.00*

Hnatiuk, Glen (74.25)

Year	1st	2nd	3rd	4th	Total	Finish	Money
2000	74	73			147	Cut	$0.00
2001	78	72			150	Cut	$0.00
					Total		*$0.00*

Hobby, David (74.00)

Year	1st	2nd	3rd	4th	Total	Finish	Money
1987	75	73			148	Cut	$0.00
					Total		*$0.00*

Hobby, Tim (72.00)

Year	1st	2nd	3rd	4th	Total	Finish	Money
1993	74	70			144	Cut	$0.00
					Total		*$0.00*

Hobert, Stan (74.25)

Year	1st	2nd	3rd	4th	Total	Finish	Money
1959	71	75	70	81	297	T61	$0.00
					Total		*$0.00*

Hoch, Scott (70.40)

Year	1st	2nd	3rd	4th	Total	Finish	Money
1981	73	71			144	Cut	$0.00
1982	65	73	69	72	279	T7	$11,287.50
1988	69	73	70	70	282	T22	$6,498.34
1993	68	67	72		207	T26	$9,230.00
1995	68	64	69	75	276	2	$151,200.00
1996	71	71	68	75	285	T31	$8,700.00
1997	73	68	68	70	279	T4	$70,400.00
1998	66	76	73	68	283	T12	$39,200.00
1999	73	70	67	74	284	T10	$53,571.43
2000	71	65	69	73	278	T7	$84,350.00
2001	72	72	67	75	286	T16	$49,300.00
2002	71	76			147	Cut	$0.00
2004	73	68	71	67	279	2	$540,000.00
					Total		*$1,023,737.27*

Hodde, Art (75.22)

Year	1st	2nd	3rd	4th	Total	Finish	Money
1955	72	75	76		223	Cut	$0.00
1956	74	75	70	77	296	T66	$0.00
1959	78	80			158	Cut	$0.00
					Total		*$0.00*

Hoffman, Charley (70.17)

Year	1st	2nd	3rd	4th	Total	Finish	Money
2006	70	67	75	71	283	T21	$47,750.00
2007	73	69	67	74	283	T31	$34,100.00
2008	65	70	69	72	276	T6	$194,600.00
					Total		*$276,450.00*

Hoffpauir, L. L. (77.25)

Year	1st	2nd	3rd	4th	Total	Finish	Money
1947	79	78	77	75	309	T40	$0.00
					Total		*$0.00*

Hogan, Ben (70.85)

Year	1st	2nd	3rd	4th	Total	Finish	Money
1946	67	72	69	68	276	2	$1,400.00
1947	72	72	71	72	287	T8	$400.00
1959	71	74	69	75	289	T26	$195.00
1967	69	69	72	68	278	T3	$7,187.50
1970	71	75	71	70	287	T9	$2,600.00
					Total		*$11,782.50*

Holguin, Tony (73.67)

Year	1st	2nd	3rd	4th	Total	Finish	Money
1947	74	73	76	73	296	T23	$0.00
1953	74	74	75	74	297	T55	$0.00
1957	74	72	72	73	291	T35	$91.25
					Total		*$91.25*

Holland, Mike (72.92)

Year	1st	2nd	3rd	4th	Total	Finish	Money
1981	66	67	71		204	T9	$7,350.00
1982	74				74	WD	$0.00
1983	74	73			147	Cut	$0.00
1984	73	79			152	Cut	$0.00
1985	71	73	80	74	298	T73	$975.00
					Total		*$8,325.00*

Shell Houston Open
Player Records
1946 thru 2008

Hollifield, Tony (78.00)

Year	1st	2nd	3rd	4th	Total	Finish	Money
1979	78	78			156	Cut	$0.00
1981	76	80			156	Cut	$0.00
					Total		$0.00

Holmes, J. B. (76.00)

Year	1st	2nd	3rd	4th	Total	Finish	Money
2007	76	76			152	Cut	$0.00
					Total		$0.00

Holscher, Bud (72.00)

Year	1st	2nd	3rd	4th	Total	Finish	Money
1954	70	70	73	68	281	T7	$1,050.00
1955	77	68	67	74	286	T39	$46.00
1956	75	69	73	70	287	T18	$490.00
1957	74	71	70	74	289	T21	$377.50
1958	71	75	74	77	297	T56	$50.00
					Total		$2,013.50

Homa, Mike (73.08)

Year	1st	2nd	3rd	4th	Total	Finish	Money
1951	69	71	76	71	287	T23	$0.00
1952	75	81			156	Cut	$0.00
1953	70	69	74	74	287	T10	$542.00
1954	72	76	71	69	288	T26	$251.12
1955	72	74	73		219	Cut	$0.00
1957	73	73	74	72	292	T43	$50.00
1959	71	72	79	76	298	63	$50.00
					Total		$893.12

Homenuik, Wilf (73.30)

Year	1st	2nd	3rd	4th	Total	Finish	Money
1967	76	70	75	72	293	T48	$247.25
1972	73	74	72	71	290	T42	$388.89
1973	75	75			150	Cut	$0.00
					Total		$636.14

Hooper, Herb (77.00)

Year	1st	2nd	3rd	4th	Total	Finish	Money
1971	77				77	WD	$0.00
					Total		$0.00

Hopkins, Mark (76.00)

Year	1st	2nd	3rd	4th	Total	Finish	Money
1965	77	75			152	Cut	$0.00
					Total		$0.00

Horgan III, P. H. (72.54)

Year	1st	2nd	3rd	4th	Total	Finish	Money
1989	82	75			157	Cut	$0.00
1990	66	77	73		216	T74	$1,880.00
1991	72	74			146	Cut	$0.00
1992	69	74	70	69	282	T30	$6,975.00
1993	69	68	73		210	T52	$3,001.14
1994	71	70	74	70	285	T32	$7,193.33
1997	79	74			153	Cut	$0.00
1999	71	75			146	Cut	$0.00
2000	73	73			146	Cut	$0.00
					Total		$19,049.47

Hornbuckle, Tom (75.50)

Year	1st	2nd	3rd	4th	Total	Finish	Money
1965	77	74			151	Cut	$0.00
					Total		$0.00

Horne, John (75.50)

Year	1st	2nd	3rd	4th	Total	Finish	Money
1987	78	73			151	Cut	$0.00
					Total		$0.00

Horne, Stanley (74.13)

Year	1st	2nd	3rd	4th	Total	Finish	Money
1950	71	73	71	79	294	T36	$0.00
1952	69	77	75	78	299	T40	$0.00
					Total		$0.00

Horvath, Rudy (75.10)

Year	1st	2nd	3rd	4th	Total	Finish	Money
1953	81	75			156	Cut	$0.00
1954	74	75	73	69	291	T46	$0.00
1955	76				76	WD	$0.00
1956	72	77	79		228	Cut	$0.00
					Total		$0.00

Houck, Todd (75.50)

Year	1st	2nd	3rd	4th	Total	Finish	Money
1949	74	77			151	Cut	$0.00
					Total		$0.00

Hout, Jules (78.00)

Year	1st	2nd	3rd	4th	Total	Finish	Money
1950	80	76			156	Cut	$0.00
					Total		$0.00

Howard, John (76.75)

Year	1st	2nd	3rd	4th	Total	Finish	Money
1947	74	72	79	82	307	T38	$0.00
					Total		$0.00

Howell, David (71.83)

Year	1st	2nd	3rd	4th	Total	Finish	Money
2005	74	70			144	Cut	$0.00
2007	70	73	71	73	287	T49	$13,325.70
					Total		$13,325.70

Howell, Ron (76.50)

Year	1st	2nd	3rd	4th	Total	Finish	Money
1963	77	76			153	Cut	$0.00
					Total		$0.00

Howell III, Charles (72.00)

Year	1st	2nd	3rd	4th	Total	Finish	Money
2001	73	73			146	Cut	$0.00
2004	75	75			150	Cut	$0.00
2005	70	70	69	73	282	17	$80,000.00
2006	70	70	75	72	287	T44	$15,334.00
2008	71	72	71	73	287	T47	$13,932.80
					Total		$109,266.80

Howison, Ryan (71.67)

Year	1st	2nd	3rd	4th	Total	Finish	Money
1995	72	76			148	Cut	$0.00
2000	70	70	74	68	282	T29	$16,675.56
					Total		$16,675.56

Huckaby, Charles (73.00)

Year	1st	2nd	3rd	4th	Total	Finish	Money
1963	70	76			146	Cut	$0.00
					Total		$0.00

Hudson, Travis (75.00)

Year	1st	2nd	3rd	4th	Total	Finish	Money
1978	75	75			150	Cut	$0.00
					Total		$0.00

Hughes, Bradley (72.25)

Year	1st	2nd	3rd	4th	Total	Finish	Money
1996	73	68	71	69	281	T9	$37,500.00
1997	76	78			154	Cut	$0.00
1998	70	76	73	77	296	72	$3,920.00
1999	72	72	71	69	284	T10	$53,571.43
2000	68	74	70	72	284	T45	$7,707.00
2001	71	72	74	73	290	T41	$12,580.00
2005	76	69			145	Cut	$0.00
					Total		$115,278.43

Hughes, Gregory (75.67)

Year	1st	2nd	3rd	4th	Total	Finish	Money
1972	73	74	75	76	298	T69	$227.27
1973	80	76			156	Cut	$0.00
					Total		$227.27

Hulbert, Mike (71.52)

Year	1st	2nd	3rd	4th	Total	Finish	Money
1985	72	72	70	73	287	T48	$1,242.86
1986	67	72	72	74	285	T19	$6,060.00
1987	72	74			146	Cut	$0.00
1988	70	68	73	75	286	T47	$1,798.00
1989	68	76	71	69	284	T9	$21,600.00
1991	68	69	66	71	274	T2	$59,733.33
1992	65	72	72	71	280	T14	$18,600.00
1993	75	67			142	Cut	$0.00
1994	75	68	72	72	287	T47	$3,298.75
1995	73	76			149	Cut	$0.00
1996	67	72	74	76	289	T56	$3,330.00
1997	73	70	71	72	286	T23	$14,720.00
1998	67	73	71	73	284	T17	$28,000.00
1999	72	74			146	Cut	$0.00
2000	72	73			145	Cut	$0.00
2003	74	75			149	Cut	$0.00
					Total		$158,382.94

Shell Houston Open
Player Records
1946 thru 2008

Humenik, Ed (72.68)

Year	1st	2nd	3rd	4th	Total	Finish	Money
1989	75	74			149	Cut	$0.00
1991	69	69	68	80	286	T70	$1,592.00
1992	72	73			145	Cut	$0.00
1993	69	69	71		209	T41	$4,115.09
1994	69	71	71	82	293	T76	$2,418.00
1995	71	77			148	Cut	$0.00
1996	76	75			151	Cut	$0.00
					Total		$8,125.09

Hunt, Bernard (74.50)

Year	1st	2nd	3rd	4th	Total	Finish	Money
1955	72	77			149	Cut	$0.00
					Total		$0.00

Huston, John (71.00)

Year	1st	2nd	3rd	4th	Total	Finish	Money
1988	73	68	75	76	292	T65	$1,449.00
1989	76	71	72	76	295	T61	$1,680.00
1991	71	71	70	65	277	12	$15,200.00
1992	74	71			145	Cut	$0.00
1993	65	66	68		199	2	$140,400.00
1996	69	71	71	71	282	T14	$26,250.00
1998	71	69	73	70	283	T12	$39,200.00
2002	70	73	68	68	279	T12	$88,000.00
2003	74	78			152	Cut	$0.00
2004	71	71	67	71	280	3	$340,000.00
2005	72				72	WD	$0.00
					Total		$652,179.00

Hutchens, J. B. (77.59)

Year	1st	2nd	3rd	4th	Total	Finish	Money
1950	81				81	WD	$0.00
1951	77	76			153	Cut	$0.00
1952	76	81			157	Cut	$0.00
1953	79	76			155	Cut	$0.00
1954	80	77			157	Cut	$0.00
1955	78	77			155	Cut	$0.00
1957	77	77			154	Cut	$0.00
1959	79	74			153	Cut	$0.00
1960	83	73			156	Cut	$0.00
1961	75	75	79		229	Cut	$0.00
1964	75	82			157	Cut	$0.00
					Total		$0.00

Hutchinson, Denis (74.00)

Year	1st	2nd	3rd	4th	Total	Finish	Money
1960	73	73	76	74	296	T52	$72.00
					Total		$72.00

Hutchinson, Jack (83.50)

Year	1st	2nd	3rd	4th	Total	Finish	Money
1950	83	84			167	Cut	$0.00
					Total		$0.00

Hyatt, Chuck (80.00)

Year	1st	2nd	3rd	4th	Total	Finish	Money
1950	78	74	82	86	320	60	$0.00
					Total		$0.00

Imada, Ryuji (73.25)

Year	1st	2nd	3rd	4th	Total	Finish	Money
2005	74	72			146	Cut	$0.00
2006	75	74			149	Cut	$0.00
2007	71	70	77	73	291	T69	$10,890.00
					Total		$10,890.00

Immelman, Trevor (70.30)

Year	1st	2nd	3rd	4th	Total	Finish	Money
2003	70	68	65	75	278	T17	$65,250.00
2006	69	67	71	73	280	T11	$116,600.00
2008	73	72			145	Cut	$0.00
					Total		$181,850.00

Ingraham, Stu (76.00)

Year	1st	2nd	3rd	4th	Total	Finish	Money
1986	75	77			152	Cut	$0.00
					Total		$0.00

Inman, Bob (73.11)

Year	1st	2nd	3rd	4th	Total	Finish	Money
1953	74	69	74	75	292	T31	$0.00
1954	75	74	73	72	294	T59	$0.00
1955	70	72	75		217	Cut	$0.00
1956	70	73	75	70	288	T21	$343.75
1957	74	74	77		225	Cut	$0.00
					Total		$343.75

Inman, Joe (71.53)

Year	1st	2nd	3rd	4th	Total	Finish	Money
1974	71	69	67	71	278	T5	$5,775.00
1975	68	70	71	67	276	3	$10,650.00
1976	73	76			149	Cut	$0.00
1978	72	73			145	Cut	$0.00
1979	68	68	70	73	279	T34	$1,482.86
1980	71	70	72	75	288	T77	$644.00
1983	75	75			150	Cut	$0.00
1984	68	71	75	70	284	T29	$3,043.75
1985	74	71			145	Cut	$0.00
1986	74	71	74	76	295	T65	$1,045.00
					Total		$22,640.61

Inman, John (71.75)

Year	1st	2nd	3rd	4th	Total	Finish	Money
1987	73	70	74	72	289	T45	$1,716.00
1988	72	71	73	70	286	T47	$1,798.00
1989	69	75	66	76	286	T16	$11,600.00
1990	72	73			145	Cut	$0.00
1991	71	69	72	73	285	69	$1,616.00
1992	70	75			145	Cut	$0.00
1993	69	72			141	Cut	$0.00
1996	75	70			145	Cut	$0.00
					Total		$16,730.00

Inman, Walker (72.58)

Year	1st	2nd	3rd	4th	Total	Finish	Money
1955	70	70	74	72	286	T39	$46.00
1956	70	73	74	74	291	T45	$0.00
1958	71	75	73	75	294	T46	$50.00
					Total		$96.00

Ireland, Jim (75.25)

Year	1st	2nd	3rd	4th	Total	Finish	Money
1951	72	75			147	Cut	$0.00
1952	74	80			154	Cut	$0.00
					Total		$0.00

Irwin, Hale (72.07)

Year	1st	2nd	3rd	4th	Total	Finish	Money
1967	83	74	78	77	312	73	$0.00
1970	73	72	74	77	296	T47	$323.67
1971	79	74			153	Cut	$0.00
1972	67	67	74	74	282	8	$3,685.00
1973	77	76			153	Cut	$0.00
1977	75	70	71	71	287	T31	$1,240.00
1979	69	64	71	68	272	T3	$14,400.00
1980	69	68	72	68	277	T24	$2,905.00
1981	65	69	67		201	T2	$23,100.00
1982	67	71	73	74	285	T31	$2,075.60
1983	75	71	68	71	285	T23	$3,371.43
1984	74	69	71	74	288	T53	$1,157.50
1985	70	72	69	71	282	T12	$9,214.28
1986	78	72			150	Cut	$0.00
1988	71	77			148	Cut	$0.00
1989	74	75			149	Cut	$0.00
1992	73	71			144	Cut	$0.00
					Total		$61,472.48

Isenhour, Tripp (75.83)

Year	1st	2nd	3rd	4th	Total	Finish	Money
2001	74	83			157	Cut	$0.00
2004	76	76			152	Cut	$0.00
2008	74	72			146	Cut	$0.00
					Total		$0.00

Israelson, Bill (75.50)

Year	1st	2nd	3rd	4th	Total	Finish	Money
1986	77	73			150	Cut	$0.00
1987	82	70			152	Cut	$0.00
					Total		$0.00

Iverson, Don (73.00)

Year	1st	2nd	3rd	4th	Total	Finish	Money
1973	72	76	76	72	296	T65	$359.00
1975	69	73	77	73	292	T66	$150.00
1977	77	73			150	Cut	$0.00
1978	70	70	75	65	280	T27	$1,420.00
1979	77	73			150	Cut	$0.00
					Total		$1,929.00

Jacklin, Tony (73.00)

Year	1st	2nd	3rd	4th	Total	Finish	Money
1968	74	69	74	74	291	T49	$225.00
1976	73	71	74	73	291	T41	$760.00
1977	74	72	71	77	294	T64	$355.00
					Total		$1,340.00

Jackson, David (71.33)

Year	1st	2nd	3rd	4th	Total	Finish	Money
1993	70	70	74		214	T72	$2,548.00
					Total		$2,548.00

Shell Houston Open
Player Records
1946 thru 2008

Jackson, John (74.50)

Year	1st	2nd	3rd	4th	Total	Finish	Money
1974	76	73			149	Cut	$0.00
					Total		$0.00

Jacobs, John (74.17)

Year	1st	2nd	3rd	4th	Total	Finish	Money
1955	76	74			150	Cut	$0.00
1975	72	74			146	Cut	$0.00
1976	71	78			149	Cut	$0.00
					Total		$0.00

Jacobs, Tommy (72.68)

Year	1st	2nd	3rd	4th	Total	Finish	Money
1958	77	74			151	Cut	$0.00
1959	71	72	78		221	T67	$0.00
1960	76	73	74	69	292	T36	$160.00
1961	69	72	73	75	289	T44	$150.00
1962	72	74	74	70	290	T48	$150.00
1966	71	69	71	73	284	T19	$1,197.22
1967	74	72	72	72	290	T31	$733.13
					Total		$2,390.35

Jacobsen, Peter (71.70)

Year	1st	2nd	3rd	4th	Total	Finish	Money
1977	76	70	75	74	295	T66	$325.00
1978	71	70	72	73	286	T59	$395.00
1980	75	67	73	65	280	T39	$1,200.50
1982	70	70	68	73	281	T12	$7,700.00
1983	72	79			151	Cut	$0.00
1984	71	70			141	WD	$0.00
1987	74	73			147	Cut	$0.00
1992	75	68	72	74	289	T69	$2,364.00
1994	68	73	69	69	279	T7	$40,516.66
1995	67	75	78	69	289	T59	$2,996.00
1998	75	70	72	71	288	T44	$6,600.00
1999	70	74	72	75	291	T51	$5,788.89
2000	75	69			144	Cut	$0.00
2003	67	71	69	69	276	T9	$117,000.00
2005	75	73			148	Cut	$0.00
					Total		$184,886.05

Jacobson, E. R. (76.73)

Year	1st	2nd	3rd	4th	Total	Finish	Money
1947	80	76	80	76	312	43	$0.00
1953	75	79			154	Cut	$0.00
1954	79				79	DQ	$0.00
1955	76	74			150	Cut	$0.00
1956	74	75			149	DQ	$0.00
					Total		$0.00

Jacobson, Fredrik (72.40)

Year	1st	2nd	3rd	4th	Total	Finish	Money
2005	71	75			146	Cut	$0.00
2006	69	71	79	73	292	T74	$10,450.00
2008	72	72	72	70	286	T39	$21,280.00
					Total		$31,730.00

Jacobson, Gary (73.00)

Year	1st	2nd	3rd	4th	Total	Finish	Money
1978	72	74			146	Cut	$0.00
					Total		$0.00

Jaeckel, Barry (71.49)

Year	1st	2nd	3rd	4th	Total	Finish	Money
1976	69	69	72	72	282	T7	$5,900.00
1977	75	72			147	Cut	$0.00
1978	71	71	67	72	281	T32	$1,106.67
1979	76	71			147	Cut	$0.00
1981	68	70	72		210	T34	$1,242.50
1982	77	75			152	Cut	$0.00
1983	75	69	74	71	289	T54	$908.00
1984	74	67	70	69	280	T11	$10,250.00
1985	71	73	72	70	286	T37	$1,950.00
1987	72	70	69	75	286	T31	$3,558.00
1988	75	68	69	71	283	T28	$4,555.15
1992	72	71	74	71	288	T66	$2,472.00
					Total		$31,942.32

Jamieson, Jim (73.06)

Year	1st	2nd	3rd	4th	Total	Finish	Money
1971	75	73	68	74	290	T34	$712.50
1973	77	70	75	76	298	T71	$313.00
1975	69	75	71	73	288	T49	$373.00
1977	74	70	76	73	293	T62	$375.00
					Total		$1,773.50

January, Don (71.96)

Year	1st	2nd	3rd	4th	Total	Finish	Money
1956	76	70	75	73	294	T59	$0.00
1957	72	72	79		223	Cut	$0.00
1958	72	75	75	79	301	66	$50.00
1959	69	74	75	74	292	T45	$50.00
1960	68	78	77		223	T64	$0.00
1961	73	73	70	70	286	T22	$515.00
1962	69	74	74	70	287	T26	$380.00
1964	73	66	75	71	285	T14	$1,135.72
1965	71	66	68	72	277	T4	$3,800.00
1966	70	77	71	68	286	T31	$683.34
1967	69	72	72	70	283	T11	$2,443.75
1968	70	72	72	71	285	T23	$875.00
1970	78	73			151	Cut	$0.00
1971	71	73	68	68	280	2	$14,300.00
1972	71	68	76	69	284	T13	$2,187.50
1973	76	73	74	77	300	T74	$0.00
1975	71	69	72	73	285	T25	$1,110.00
1977	72	72	70	75	289	T38	$760.00
1978	72	69	68	69	278	T16	$2,700.00
1979	74	67	71	71	283	T55	$669.00
1981	67	73	73		213	T53	$583.15
					Total		$32,242.46

Janzen, Lee (71.00)

Year	1st	2nd	3rd	4th	Total	Finish	Money
1990	71	69	71		211	T37	$4,200.00
1991	68	69	72	71	280	T31	$4,256.00
1992	70	68	74	71	283	T38	$4,920.00
1995	72	68	73	76	289	T59	$2,996.00
1996	66	71	71	76	284	T21	$13,350.00
1998	69	69	71	70	279	T4	$88,000.00
2001	67	68	73	73	281	T2	$299,200.00
2006	70	70	77	77	294	T78	$10,010.00
					Total		$426,932.00

Jenkines, Russell (74.50)

Year	1st	2nd	3rd	4th	Total	Finish	Money
1996	75	67	74	82	298	80	$2,700.00
					Total		$2,700.00

Jenkins, Tom (73.38)

Year	1st	2nd	3rd	4th	Total	Finish	Money
1970	74	84	78	73	309	T62	$0.00
1973	81	72			153	Cut	$0.00
1974	71	75			146	Cut	$0.00
1975	69	77			146	Cut	$0.00
1976	74	70	73	77	294	T52	$470.00
1977	73	74			147	Cut	$0.00
1978	75	75			150	Cut	$0.00
1979	71	73			144	Cut	$0.00
1980	74	71			145	Cut	$0.00
1981	70	71	72		213	T53	$583.15
1982	77	76			153	Cut	$0.00
1983	70	75	71	70	286	T30	$2,430.00
1984	71	72	73	71	287	T47	$1,301.66
1985	78				78	WD	$0.00
1992	71	69	74	70	284	T45	$3,363.43
					Total		$8,148.24

Jenkins, Tommy (73.00)

Year	1st	2nd	3rd	4th	Total	Finish	Money
1963	74	72			146	Cut	$0.00
					Total		$0.00

Jewell, Jim (78.33)

Year	1st	2nd	3rd	4th	Total	Finish	Money
1972	83				83	WD	$0.00
1973	74	78			152	Cut	$0.00
					Total		$0.00

Jimenez, Jim (73.00)

Year	1st	2nd	3rd	4th	Total	Finish	Money
1954	73				73	DQ	$0.00
					Total		$0.00

Jimenez, Miguel (72.25)

Year	1st	2nd	3rd	4th	Total	Finish	Money
2002	69	73	73	74	289	T61	$8,680.00
					Total		$8,680.00

Jimenez, Miguel A. (73.00)

Year	1st	2nd	3rd	4th	Total	Finish	Money
2007	71	75			146	Cut	$0.00
					Total		$0.00

Jiminez, Joe (73.08)

Year	1st	2nd	3rd	4th	Total	Finish	Money
1955	69	71	72	74	286	T39	$46.00
1956	69	70	80	73	292	T48	$0.00
1957	76	74			150	Cut	$0.00
1958	75	74			149	Cut	$0.00
					Total		$46.00

Shell Houston Open
Player Records
1946 thru 2008

Jobe, Brandt (71.82)

Year	1st	2nd	3rd	4th	Total	Finish	Money
1991	68	77			145	Cut	$0.00
2000	71	73			144	Cut	$0.00
2001	69	73	74	72	288	T26	$23,138.89
2002	70	66	69	72	277	T6	$129,500.00
2003	68	71	69	78	286	T60	$9,810.00
2005	70	72	76	75	293	T69	$9,850.00
2006	73	68	76	70	287	T44	$15,334.00
2007	76	70			146	Cut	$0.00
2008	72	73			145	Cut	$0.00
					Total		$187,632.89

Johansson, Per-Ulrik (73.50)

Year	1st	2nd	3rd	4th	Total	Finish	Money
2001	75	72			147	Cut	$0.00
					Total		$0.00

Johnson, Al (74.80)

Year	1st	2nd	3rd	4th	Total	Finish	Money
1961	76	71	75		222	Cut	$0.00
1963	73	79			152	Cut	$0.00
					Total		$0.00

Johnson, Bill (74.00)

Year	1st	2nd	3rd	4th	Total	Finish	Money
1957	77	71	74		222	Cut	$0.00
					Total		$0.00

Johnson, Bob (72.50)

Year	1st	2nd	3rd	4th	Total	Finish	Money
1965	70	73	70	77	290	T55	$0.00
					Total		$0.00

Johnson, Doug (77.00)

Year	1st	2nd	3rd	4th	Total	Finish	Money
1986	73	78			151	Cut	$0.00
1987	80	77			157	Cut	$0.00
					Total		$0.00

Johnson, Dustin (75.00)

Year	1st	2nd	3rd	4th	Total	Finish	Money
2008	73	77			150	Cut	$0.00
					Total		$0.00

Johnson, Eric (74.00)

Year	1st	2nd	3rd	4th	Total	Finish	Money
1997	74	74			148	Cut	$0.00
					Total		$0.00

Johnson, George (73.81)

Year	1st	2nd	3rd	4th	Total	Finish	Money
1973	70	78	71	75	294	T55	$440.85
1974	77	73			150	Cut	$0.00
1975	71	72	70	71	284	T19	$1,605.00
1976	73	78			151	Cut	$0.00
1977	75	79			154	Cut	$0.00
1978	73	75			148	Cut	$0.00
					Total		$2,045.85

Johnson, Gordon (80.25)

Year	1st	2nd	3rd	4th	Total	Finish	Money
1983	74	89			163	Cut	$0.00
1985	80	78			158	Cut	$0.00
					Total		$0.00

Johnson, Howie (73.84)

Year	1st	2nd	3rd	4th	Total	Finish	Money
1950	78				78	Cut	$0.00
1951	74	77			151	Cut	$0.00
1952	74	75	77	79	305	T56	$0.00
1953	74	75	76	71	296	T52	$0.00
1954	75	77	74	71	297	66	$0.00
1955	79	72	71	74	296	T70	$0.00
1956	70	72	76	71	289	T29	$0.00
1957	71	73	71	73	288	T13	$693.75
1958	76	78			154	Cut	$0.00
1959	80	73			153	Cut	$0.00
1960	70	74	76	75	295	T47	$72.00
1961	73	72	75		220	Cut	$0.00
1962	72	72	70	73	287	T26	$380.00
1964	73	76	70	76	295	T57	$119.04
1965	74	73			147	Cut	$0.00
1966	78	71			149	Cut	$0.00
1967	75	73	76	70	294	T52	$0.00
1968	71	75	79	72	297	T62	$0.00
1970	75	72	70	72	289	T22	$1,087.50
1971	77	72	71	72	292	T40	$506.00
1972	76	73			149	Cut	$0.00
					Total		$2,858.29

Johnson, Kevin (77.50)

Year	1st	2nd	3rd	4th	Total	Finish	Money
2001	80	75			155	Cut	$0.00
					Total		$0.00

Johnson, Kirk (73.00)

Year	1st	2nd	3rd	4th	Total	Finish	Money
1996	77	69			146	Cut	$0.00
					Total		$0.00

Johnson, Nat (79.40)

Year	1st	2nd	3rd	4th	Total	Finish	Money
1951	76	79			155	Cut	$0.00
1952	79				79	WD	$0.00
1953	81	82			163	Cut	$0.00
					Total		$0.00

Johnson, Ralph (76.75)

Year	1st	2nd	3rd	4th	Total	Finish	Money
1973	75	82			157	Cut	$0.00
1978	78	72			150	Cut	$0.00
					Total		$0.00

Johnson, Richard (72.17)

Year	1st	2nd	3rd	4th	Total	Finish	Money
2003	70	70	73	71	284	T49	$10,750.00
2008	72	77			149	Cut	$0.00
					Total		$10,750.00

Johnson, Richard S. (69.75)

Year	1st	2nd	3rd	4th	Total	Finish	Money
2006	72	69	67	71	279	T6	$172,150.00
					Total		$172,150.00

Johnson, Tom (74.00)

Year	1st	2nd	3rd	4th	Total	Finish	Money
2007	74	74			148	Cut	$0.00
					Total		$0.00

Johnson, Zach (71.25)

Year	1st	2nd	3rd	4th	Total	Finish	Money
2004	71	68	74	72	285	T11	$96,250.00
					Total		$96,250.00

Johnston, Al (73.25)

Year	1st	2nd	3rd	4th	Total	Finish	Money
1962	72	70	75	73	290	T48	$150.00
1964	76	73	72	75	296	T60	$119.04
					Total		$269.04

Johnston, Bill (74.22)

Year	1st	2nd	3rd	4th	Total	Finish	Money
1958	74	71	77	75	297	T56	$50.00
1959	73	73	74	75	295	T58	$50.00
1960	76				76	WD	$0.00
					Total		$100.00

Johnston, Jimmy (74.17)

Year	1st	2nd	3rd	4th	Total	Finish	Money
1993	70	72			142	Cut	$0.00
1997	77	73			150	Cut	$0.00
1998	77	76			153	Cut	$0.00
					Total		$0.00

Johnston, Ralph (72.88)

Year	1st	2nd	3rd	4th	Total	Finish	Money
1972	74	71	73	76	294	T61	$227.27
1975	69	70	73	77	289	T53	$322.55
					Total		$549.82

Jonas, Philip (78.00)

Year	1st	2nd	3rd	4th	Total	Finish	Money
1987	81	75			156	Cut	$0.00
					Total		$0.00

Jones, Al (74.67)

Year	1st	2nd	3rd	4th	Total	Finish	Money
1962	73	74	77		224	Cut	$0.00
					Total		$0.00

Jones, Brendan (72.50)

Year	1st	2nd	3rd	4th	Total	Finish	Money
2005	65	80			145	Cut	$0.00
					Total		$0.00

Jones, Gene (72.50)

Year	1st	2nd	3rd	4th	Total	Finish	Money
1993	72	73			145	Cut	$0.00
					Total		$0.00

Shell Houston Open
Player Records
1946 thru 2008

Jones, Gordon (72.41)

Year	1st	2nd	3rd	4th	Total	Finish	Money
1960	73	75	76	73	297	T54	$72.00
1961	67	72	74	75	288	T38	$150.00
1963	74	69	75	70	288	T66	$0.00
1964	74	72	71	71	288	T23	$756.55
1965	75	69	69	70	283	T19	$1,000.00
1966	76	73			149	Cut	$0.00
					Total		$1,978.55

Jones, Grier (71.81)

Year	1st	2nd	3rd	4th	Total	Finish	Money
1972	73	73	68	69	283	T9	$3,000.00
1973	76				76	DQ	$0.00
1975	70	74	69	72	285	T25	$1,110.00
1976	70	75			145	T57	$196.54
1977	73	74			147	Cut	$0.00
1979	71	67	68	70	276	T16	$4,500.00
1981	72	73			145	Cut	$0.00
1984	78	73			151	Cut	$0.00
					Total		$8,806.54

Jones, Jack (79.00)

Year	1st	2nd	3rd	4th	Total	Finish	Money
1950	80	78			158	Cut	$0.00
					Total		$0.00

Jones, Kent (72.36)

Year	1st	2nd	3rd	4th	Total	Finish	Money
1998	70	79			149	Cut	$0.00
1999	72	74			146	Cut	$0.00
2001	71	75			146	Cut	$0.00
2002	71	72	71	71	285	T34	$18,109.09
2003	74	70			144	Cut	$0.00
2004	72	75			147	Cut	$0.00
2005	70	71	68	71	280	T7	$140,416.60
2006	74	73			147	Cut	$0.00
2007	74	74			148	Cut	$0.00
					Total		$158,525.69

Jones, Matt (72.50)

Year	1st	2nd	3rd	4th	Total	Finish	Money
2008	72	73			145	Cut	$0.00
					Total		$0.00

Jones, Steve (72.52)

Year	1st	2nd	3rd	4th	Total	Finish	Money
1982	70	76			146	Cut	$0.00
1986	73	75			148	Cut	$0.00
1987	69	73	70	77	289	T45	$1,716.00
1989	75	72	68	75	290	T34	$3,870.00
1990	68	71	68		207	T15	$14,066.67
1991	65	74	70	67	276	T7	$23,280.00
1995	69	71	70	78	288	T55	$3,178.00
1996	80	75			155	Cut	$0.00
2000	74	71			145	Cut	$0.00
2001	73	81			154	Cut	$0.00
2003	77	73			150	Cut	$0.00
					Total		$46,110.67

Jones, T. Gene (72.50)

Year	1st	2nd	3rd	4th	Total	Finish	Money
1993	72	73			145	Cut	$0.00
					Total		$0.00

Jones, Tom (72.67)

Year	1st	2nd	3rd	4th	Total	Finish	Money
1980	73	70			143	Cut	$0.00
1981	72	71			143	Cut	$0.00
1982	75	75			150	Cut	$0.00
					Total		$0.00

Jordan, Pete (72.21)

Year	1st	2nd	3rd	4th	Total	Finish	Money
1994	68	71	71	74	284	T26	$9,425.00
1995	72	72			144	Cut	$0.00
1996	72	75			147	Cut	$0.00
1997	75	74			149	Cut	$0.00
1998	73	71	70	72	286	T30	$12,150.00
1999	70	73	75	74	292	T60	$5,425.00
2000	69	72	71	67	279	T11	$57,400.00
2001	76	71			147	Cut	$0.00
2002	70	73	74	77	294	70	$8,000.00
					Total		$92,400.00

Julian, Jeff (76.00)

Year	1st	2nd	3rd	4th	Total	Finish	Money
1996	79	77			156	Cut	$0.00
2001	74	74			148	Cut	$0.00
					Total		$0.00

Jurgensen, Steve (73.60)

Year	1st	2nd	3rd	4th	Total	Finish	Money
1996	69	72	72	72	285	T31	$8,700.00
1998	76	71			147	Cut	$0.00
1999	73	73			146	Cut	$0.00
2001	84	74			158	Cut	$0.00
					Total		$8,700.00

Justa, Ed (74.50)

Year	1st	2nd	3rd	4th	Total	Finish	Money
1965	77	72			149	Cut	$0.00
					Total		$0.00

Justice, Al (75.25)

Year	1st	2nd	3rd	4th	Total	Finish	Money
1959	73	72	78		223	Cut	$0.00
1960	78				78	WD	$0.00
					Total		$0.00

Kaczenski, Tony (74.33)

Year	1st	2nd	3rd	4th	Total	Finish	Money
1956	72	74	77		223	Cut	$0.00
					Total		$0.00

Kaiser, Henry (74.00)

Year	1st	2nd	3rd	4th	Total	Finish	Money
1949	75	73			148	Cut	$0.00
1951	74	74			148	Cut	$0.00
					Total		$0.00

Kaiser, Herman (72.42)

Year	1st	2nd	3rd	4th	Total	Finish	Money
1946	69	73	70	74	286	T11	$280.00
1947	71	67	78	70	286	T5	$600.00
1949	69	75			144	WD	$0.00
1966	76	77			153	Cut	$0.00
					Total		$880.00

Kallam, Mike (73.00)

Year	1st	2nd	3rd	4th	Total	Finish	Money
1974	74	71	71	76	292	T69	$152.66
					Total		$152.66

Kamm, Brian (72.00)

Year	1st	2nd	3rd	4th	Total	Finish	Money
1990	73	69	71		213	T56	$2,210.00
1991	71	72			143	Cut	$0.00
1992	70	78			148	Cut	$0.00
1993	72	64	68		204	T11	$26,650.00
1994	70	69	73	72	284	T26	$9,425.00
1995	71	66	71	79	287	T46	$3,640.00
1996	70	75			145	Cut	$0.00
1998	82	78			160	Cut	$0.00
					Total		$41,925.00

Kanada, Craig (72.67)

Year	1st	2nd	3rd	4th	Total	Finish	Money
1997	74	71	75	72	292	T52	$3,712.00
2001	69	76	74	73	292	T54	$7,718.00
2003	76	77			153	Cut	$0.00
2007	71	73	69	71	284	T34	$30,387.50
2008	70	71	73	73	287	T47	$13,932.80
					Total		$55,750.30

Kane, Jim (74.00)

Year	1st	2nd	3rd	4th	Total	Finish	Money
1984	73	75			148	Cut	$0.00
					Total		$0.00

Karl, Richie (73.38)

Year	1st	2nd	3rd	4th	Total	Finish	Money
1972	72	71	70	72	285	T17	$1,562.50
1973	72	77	75	78	302	T78	$0.00
					Total		$1,562.50

Karlsson, Robert (77.00)

Year	1st	2nd	3rd	4th	Total	Finish	Money
2007	71	83			154	Cut	$0.00
					Total		$0.00

Kase, Hideki (78.50)

Year	1st	2nd	3rd	4th	Total	Finish	Money
1997	79	78			157	Cut	$0.00
					Total		$0.00

Kaser, Monty (73.75)

Year	1st	2nd	3rd	4th	Total	Finish	Money
1972	78	71			149	Cut	$0.00
1974	73	71	73	76	293	T72	$0.00
1976	72	76			148	Cut	$0.00
					Total		$0.00

Shell Houston Open
Player Records
1946 thru 2008

Katayama, Shingo (71.50)

Year	1st	2nd	3rd	4th	Total	Finish	Money
1995	72	72			144	Cut	$0.00
2002	68	72	73	72	285	T34	$18,109.09
					Total		$18,109.09

Kay, Bob (73.00)

Year	1st	2nd	3rd	4th	Total	Finish	Money
1952	72	76	73	76	297	T31	$0.00
1954	72	71	75	68	286	T21	$430.00
1955	75	70	71	69	285	T32	$171.43
1957	74	75	78		227	Cut	$0.00
					Total		$601.43

Kay, Jack (75.38)

Year	1st	2nd	3rd	4th	Total	Finish	Money
1953	75	81			156	Cut	$0.00
1955	76	77			153	Cut	$0.00
1957	73	71	76	74	294	T56	$50.00
					Total		$50.00

Kay Jr, Jack (72.00)

Year	1st	2nd	3rd	4th	Total	Finish	Money
1989	71	76	71	70	288	T25	$5,977.14
					Total		$5,977.14

Kaye, Jonathan (72.59)

Year	1st	2nd	3rd	4th	Total	Finish	Money
1995	75	78			153	Cut	$0.00
1998	71	76			147	Cut	$0.00
1999	74	70	67	72	283	T5	$84,750.00
2000	72	66	68	73	279	T11	$57,400.00
2001	77	74			151	Cut	$0.00
2002	75	76			151	Cut	$0.00
2003	69	73			142	Cut	$0.00
2006	70	74	74	73	291	T70	$10,835.00
					Total		$152,985.00

Keith, A. B. (81.50)

Year	1st	2nd	3rd	4th	Total	Finish	Money
1960	81	82			163	Cut	$0.00
					Total		$0.00

Keith, Bob (77.00)

Year	1st	2nd	3rd	4th	Total	Finish	Money
1949	79	75			154	Cut	$0.00
					Total		$0.00

Keller, Bob (76.00)

Year	1st	2nd	3rd	4th	Total	Finish	Money
1955	78	74			152	Cut	$0.00
					Total		$0.00

Kelley, Al (72.25)

Year	1st	2nd	3rd	4th	Total	Finish	Money
1963	74	68	73	74	289	T72	$0.00
1964	72	74	73	70	289	T31	$594.05
					Total		$594.05

Kelley, Ken (76.25)

Year	1st	2nd	3rd	4th	Total	Finish	Money
1983	77	76			153	Cut	$0.00
1984	72	73			145	Cut	$0.00
1999	73	84			157	Cut	$0.00
2004	78	77			155	Cut	$0.00
					Total		$0.00

Kelley, Spike (73.88)

Year	1st	2nd	3rd	4th	Total	Finish	Money
1974	78	73			151	Cut	$0.00
1975	70	71	74	79	294	T74	$0.00
1976	70	76			146	T68	$196.54
					Total		$196.54

Kelly, Jerry (71.05)

Year	1st	2nd	3rd	4th	Total	Finish	Money
1996	69	73	74	73	289	T56	$3,330.00
1997	70	68	69	74	281	T6	$55,600.00
1998	71	71	70	68	280	T6	$64,750.00
1999	71	68	72	74	285	T17	$36,250.00
2000	71	71	68	71	281	T27	$21,140.00
2001	72	74			146	Cut	$0.00
2002	71	68	70	73	282	T23	$33,714.28
2003	69	69	71	72	281	T31	$24,975.00
2005	71	70	75	72	288	T46	$14,566.60
2006	72	71	74	70	287	T44	$15,334.00
					Total		$269,659.88

Kempa, Loddie (72.95)

Year	1st	2nd	3rd	4th	Total	Finish	Money
1950	74	70	73	76	293	T31	$0.00
1951	69	73	73	72	287	T23	$0.00
1952	71	74	78	73	296	T26	$10.00
1953	77	80			157	Cut	$0.00
1954	73	73	70	72	288	T26	$251.11
1955	71	71	70	72	284	T27	$260.00
					Total		$521.11

Kendall, Skip (71.91)

Year	1st	2nd	3rd	4th	Total	Finish	Money
1993	70	74			144	Cut	$0.00
1995	71	71	71	74	287	T46	$3,640.00
1997	71	78			149	Cut	$0.00
1998	73	72	70	67	282	11	$50,000.00
1999	74	68	75	76	293	T64	$5,250.00
2000	68	72	73	69	282	T29	$16,675.56
2001	74	73			147	Cut	$0.00
2002	72	69	72	72	285	T34	$18,109.09
2003	72	74			146	Cut	$0.00
2006	70	71	72	73	286	T36	$24,234.30
					Total		$117,908.95

Kendrick, Terry (75.67)

Year	1st	2nd	3rd	4th	Total	Finish	Money
1985	74	77			151	Cut	$0.00
1986	73	75			148	Cut	$0.00
1988	82	73			155	Cut	$0.00
					Total		$0.00

Kennedy, John (74.50)

Year	1st	2nd	3rd	4th	Total	Finish	Money
1972	72	73	75	78	298	T69	$227.27
					Total		$227.27

Kennedy, Les (73.89)

Year	1st	2nd	3rd	4th	Total	Finish	Money
1949	68	74	72	72	286	T20	$82.50
1951	73				73	WD	$0.00
1952	72	80			152	Cut	$0.00
1953	79	75			154	Cut	$0.00
					Total		$82.50

Kern, Ben (74.57)

Year	1st	2nd	3rd	4th	Total	Finish	Money
1968	74	73	83	79	309	73	$0.00
1972	75	73			148	Cut	$0.00
1973	72	79			151	Cut	$0.00
1974	73	73			146	Cut	$0.00
1975	72	72	71	75	290	T62	$273.75
					Total		$273.75

Kesselring, Jerry (72.46)

Year	1st	2nd	3rd	4th	Total	Finish	Money
1954	75	79			154	Cut	$0.00
1955	71	71	70	69	281	T12	$635.00
1956	70	72	78	68	288	T21	$343.75
1957	77	72	70		219	Cut	$0.00
					Total		$978.75

Kestner, Darrell (78.50)

Year	1st	2nd	3rd	4th	Total	Finish	Money
1983	80	77			157	Cut	$0.00
					Total		$0.00

Keyes, George (76.00)

Year	1st	2nd	3rd	4th	Total	Finish	Money
1952	74	78			152	Cut	$0.00
					Total		$0.00

Kiely, Jim (76.00)

Year	1st	2nd	3rd	4th	Total	Finish	Money
1982	76	76			152	Cut	$0.00
					Total		$0.00

Kiersky, Robert (76.50)

Year	1st	2nd	3rd	4th	Total	Finish	Money
1953	75	78			153	Cut	$0.00
					Total		$0.00

Killian, Richard (75.70)

Year	1st	2nd	3rd	4th	Total	Finish	Money
1965	70	75			145	Cut	$0.00
1972	74	75			149	Cut	$0.00
1973	76	75			151	Cut	$0.00
1974	79	78			157	Cut	$0.00
1976	75	80			155	Cut	$0.00
					Total		$0.00

Shell Houston Open
Player Records
1946 thru 2008

Kim, Anthony (70.50)

Year	1st	2nd	3rd	4th	Total	Finish	Money
2007	70	73	66	67	276	T5	$200,750.00
2008	75	72			147	Cut	$0.00
					Total		$200,750.00

Kimball, Karl (70.50)

Year	1st	2nd	3rd	4th	Total	Finish	Money
1991	70	70	71	71	282	T52	$1,856.00
					Total		$1,856.00

King, Brad (74.00)

Year	1st	2nd	3rd	4th	Total	Finish	Money
1994	74	74			148	Cut	$0.00
					Total		$0.00

King, Claude (70.63)

Year	1st	2nd	3rd	4th	Total	Finish	Money
1963	68	73	73	72	286	T52	$36.67
1965	70	69	68	72	279	T7	$2,425.00
					Total		$2,461.67

King, Corbin (76.00)

Year	1st	2nd	3rd	4th	Total	Finish	Money
2007	71	81			152	Cut	$0.00
					Total		$0.00

King, Frank (80.00)

Year	1st	2nd	3rd	4th	Total	Finish	Money
1953	80	80			160	Cut	$0.00
					Total		$0.00

King, Jim (75.50)

Year	1st	2nd	3rd	4th	Total	Finish	Money
1963	72	79			151	Cut	$0.00
					Total		$0.00

Kingsbury, Ed (79.20)

Year	1st	2nd	3rd	4th	Total	Finish	Money
1947	74	89			163	Cut	$0.00
1950	79	77	77		233	T61	$0.00
					Total		$0.00

Kinsman, George (72.50)

Year	1st	2nd	3rd	4th	Total	Finish	Money
1951	72	73			145	T71	$0.00
					Total		$0.00

Kiraly, Frank (74.75)

Year	1st	2nd	3rd	4th	Total	Finish	Money
1949	74	71	77	77	299	T51	$0.00
					Total		$0.00

Kirby, Eddie (74.50)

Year	1st	2nd	3rd	4th	Total	Finish	Money
1994	77	72			149	Cut	$0.00
					Total		$0.00

Kirkwood Jr, Joe (72.25)

Year	1st	2nd	3rd	4th	Total	Finish	Money
1951	70	74	72	71	287	T23	$0.00
1953	71	75	74	71	291	T28	$110.00
					Total		$110.00

Kite, Chris (72.00)

Year	1st	2nd	3rd	4th	Total	Finish	Money
1994	71	73			144	Cut	$0.00
					Total		$0.00

Kite, Tom (70.65)

Year	1st	2nd	3rd	4th	Total	Finish	Money
1972	73	74	74	71	292	T56	$0.00
1973	73	71	79	69	292	T42	$696.50
1974	67	71	70	75	283	T15	$2,325.00
1975	70	71	70	68	279	T5	$5,193.75
1976	76	68	75	73	292	T45	$584.00
1977	74	68	75	72	289	T38	$760.00
1978	72	69	64	70	275	T6	$6,500.00
1979	72	67	68	70	277	T21	$2,816.25
1980	70	69	65	66	270	T5	$13,300.00
1981	65	68	70		203	T6	$8,793.75
1982	70	69	73	66	278	T5	$13,300.00
1983	74	73			147	Cut	$0.00
1986	73	71	71	77	292	T54	$1,145.00
1988	69	69	66	68	272	3	$47,600.00
1991	69	73	64	68	274	T2	$59,733.33
1992	67	70	75	70	282	T30	$6,975.00
1994	68	65	71	71	275	T2	$97,066.66
1995	72	69	74	73	288	T55	$3,178.00
1996	70	70	70	72	282	T14	$26,250.00
1997	71	73	70	71	285	T20	$19,306.67
1998	69	75	69	74	287	T36	$8,812.50
1999	77	68	72	74	291	T51	$5,788.89
					Total		$330,125.30

Kittleman, Bill (76.00)

Year	1st	2nd	3rd	4th	Total	Finish	Money
1965	80	72			152	Cut	$0.00
					Total		$0.00

Kivlin, Bob (77.00)

Year	1st	2nd	3rd	4th	Total	Finish	Money
1957	77	73			150	Cut	$0.00
1959	79	79			158	Cut	$0.00
					Total		$0.00

Kivlin Jr, Bob (82.00)

Year	1st	2nd	3rd	4th	Total	Finish	Money
1950	82				82	WD	$0.00
					Total		$0.00

Klein, Chuck (73.75)

Year	1st	2nd	3rd	4th	Total	Finish	Money
1950	76	76			152	Cut	$0.00
1951	69	70	78	77	294	T51	$0.00
1952	74	75	78	72	299	T40	$0.00
1953	73	75	76		224	T73	$0.00
1954	72	75	75	76	298	T67	$0.00
1955	73	71	72	71	287	T49	$0.00
1956	75	74	73		222	Cut	$0.00
1957	70	71	74	74	289	T21	$377.50
					Total		$377.50

Klein, Jeff (72.83)

Year	1st	2nd	3rd	4th	Total	Finish	Money
1990	72	73			145	Cut	$0.00
1991	73	72			145	Cut	$0.00
2003	76	71			147	Cut	$0.00
					Total		$0.00

Klement, Mark (81.00)

Year	1st	2nd	3rd	4th	Total	Finish	Money
1998	82	80			162	Cut	$0.00
					Total		$0.00

Klupped, Larourdes (79.00)

Year	1st	2nd	3rd	4th	Total	Finish	Money
1950	77	81			158	Cut	$0.00
					Total		$0.00

Kluppel, E. L. (78.50)

Year	1st	2nd	3rd	4th	Total	Finish	Money
1951	80	77			157	Cut	$0.00
					Total		$0.00

Kluppel, L. J. (78.00)

Year	1st	2nd	3rd	4th	Total	Finish	Money
1949	79	77			156	Cut	$0.00
					Total		$0.00

Knight, Billy (77.00)

Year	1st	2nd	3rd	4th	Total	Finish	Money
1961	76	78			154	Cut	$0.00
					Total		$0.00

Knight, Dick (73.75)

Year	1st	2nd	3rd	4th	Total	Finish	Money
1954	76	74	75		225	Cut	$0.00
1955	74	72	72		218	Cut	$0.00
1959	75	73			148	Cut	$0.00
1960	73	74	73	74	294	T41	$78.33
					Total		$78.33

Knight, Dwaine (75.25)

Year	1st	2nd	3rd	4th	Total	Finish	Money
1973	77	76			153	Cut	$0.00
1974	75	73			148	Cut	$0.00
					Total		$0.00

Knight, John (74.00)

Year	1st	2nd	3rd	4th	Total	Finish	Money
1956	76	73	73		222	Cut	$0.00
					Total		$0.00

Knipe, J. L. (79.50)

Year	1st	2nd	3rd	4th	Total	Finish	Money
1954	78	81			159	Cut	$0.00
					Total		$0.00

Knoll, Jim (75.00)

Year	1st	2nd	3rd	4th	Total	Finish	Money
1977	80	71			151	Cut	$0.00
1979	73	76			149	Cut	$0.00
					Total		$0.00

Shell Houston Open
Player Records
1946 thru 2008

Knox, Kenny (72.71)

Year	1st	2nd	3rd	4th	Total	Finish	Money
1980	72	70	73	72	287	T74	$665.00
1982	76	79			155	Cut	$0.00
1984	72	72			144	Cut	$0.00
1985	70	68	74	73	285	T30	$2,971.43
1986	71	75			146	Cut	$0.00
1988	71	73			144	Cut	$0.00
1989	78	77			155	Cut	$0.00
1991	68	71	75	69	283	T58	$1,736.00
1992	74	72			146	Cut	$0.00
					Total		*$5,372.43*

Knudson, George (72.22)

Year	1st	2nd	3rd	4th	Total	Finish	Money
1957	77	77			154	WD	$0.00
1962	66	72	71	77	286	T17	$800.00
1963	73	72	71	69	285	T45	$110.00
1966	68	68	73	75	284	T19	$1,197.22
1967	69	74	72	74	289	T25	$905.62
1968	69	71	72	70	282	T11	$2,200.00
1970	75	78			153	Cut	$0.00
1971	73	76	75	73	297	T62	$217.39
1972	77	74			151	Cut	$0.00
1975	71	73	68	72	284	T19	$1,605.00
1976	70	71	71	78	290	T36	$942.00
1977	69	68	76	69	282	T6	$5,980.00
1978	72	71	72	70	285	T54	$440.00
					Total		*$14,397.23*

Koch, Gary (71.32)

Year	1st	2nd	3rd	4th	Total	Finish	Money
1976	73	72			145	T57	$196.54
1977	73	73	72	71	289	T38	$760.00
1978	68	71	66	71	276	T9	$5,200.00
1979	73	67	70	75	285	T67	$612.00
1980	74	71			145	Cut	$0.00
1983	69	69	72	74	284	T16	$5,611.43
1984	72	69	72	71	284	T29	$3,043.75
1985	71	68	70	74	283	T19	$6,060.00
1987	75	73			148	Cut	$0.00
1988	73	68	67	73	281	T15	$10,500.00
1989	73	71	74	72	290	T34	$3,870.00
1990	72	71	71		214	T64	$2,060.00
					Total		*$37,913.72*

Koehler, Arnold (79.00)

Year	1st	2nd	3rd	4th	Total	Finish	Money
1954	79				79	DQ	$0.00
					Total		*$0.00*

Kortan, Brian (73.00)

Year	1st	2nd	3rd	4th	Total	Finish	Money
2004	71	74	74	73	292	T54	$11,400.00
					Total		*$11,400.00*

Kraft, Greg (72.32)

Year	1st	2nd	3rd	4th	Total	Finish	Money
1992	70	74			144	Cut	$0.00
1993	74	72			146	Cut	$0.00
1994	75	72			147	Cut	$0.00
1995	70	77			147	Cut	$0.00
1996	67	70	74	68	279	T5	$54,750.00
1997	76	70	71	75	292	T52	$3,712.00
1998	70	75	73	72	290	T53	$4,586.67
1999	71	71	75	68	285	T17	$36,250.00
2000	70	76			146	Cut	$0.00
2001	73	72	69	80	294	T62	$7,208.00
2006	73	67	77	72	289	T59	$11,770.00
					Total		*$118,276.67*

Krak, Michael (75.67)

Year	1st	2nd	3rd	4th	Total	Finish	Money
1954	76	82			158	Cut	$0.00
1955	75	73	72		220	Cut	$0.00
1957	76	76			152	Cut	$0.00
1962	71	80			151	Cut	$0.00
					Total		*$0.00*

Krak, Mike (72.88)

Year	1st	2nd	3rd	4th	Total	Finish	Money
1956	74	74	71	73	292	T48	$0.00
1958	72	72	74	73	291	T30	$150.00
					Total		*$150.00*

Kratzert, Bill (71.30)

Year	1st	2nd	3rd	4th	Total	Finish	Money
1977	71	72	66	72	281	T4	$8,800.00
1978	70	67	69	66	272	T3	$11,800.00
1979	71	70	70	72	283	T55	$669.00
1980	69	73	69	72	283	T61	$749.00
1981	74				74	WD	$0.00
1984	74	72			146	Cut	$0.00
1986	77	72			149	Cut	$0.00
1987	76	70			146	Cut	$0.00
1988	71	71	69	75	286	T47	$1,798.00
1991	76	71			147	Cut	$0.00
1993	73	69			142	Cut	$0.00
1994	72	72			144	Cut	$0.00
					Total		*$23,816.00*

Krause, Bill (79.50)

Year	1st	2nd	3rd	4th	Total	Finish	Money
1960	82	77			159	Cut	$0.00
					Total		*$0.00*

Krenkel, Charlie (74.50)

Year	1st	2nd	3rd	4th	Total	Finish	Money
1982	74	75			149	Cut	$0.00
					Total		*$0.00*

Kresge, Cliff (73.50)

Year	1st	2nd	3rd	4th	Total	Finish	Money
2001	70	72	79	75	296	T70	$6,766.00
2003	71	71			142	Cut	$0.00
2004	74	72			146	Cut	$0.00
2007	78	73			151	Cut	$0.00
					Total		*$6,766.00*

Kretlow, Lou (79.50)

Year	1st	2nd	3rd	4th	Total	Finish	Money
1959	82	77			159	Cut	$0.00
					Total		*$0.00*

Kribel, Joel (73.33)

Year	1st	2nd	3rd	4th	Total	Finish	Money
2003	71	76			147	Cut	$0.00
2004	71	72	77	73	293	T59	$10,850.00
					Total		*$10,850.00*

Kroll, Ed (75.00)

Year	1st	2nd	3rd	4th	Total	Finish	Money
1957	77	73			150	Cut	$0.00
					Total		*$0.00*

Kroll, Ted (71.38)

Year	1st	2nd	3rd	4th	Total	Finish	Money
1949	73	74	69	70	286	T20	$82.50
1951	70	71	73	69	283	T10	$287.50
1952	73	74	72	71	290	T11	$270.00
1953	75	78			153	Cut	$0.00
1954	70	73	68	69	280	T3	$1,700.00
1955	74	66	73	67	280	T9	$816.67
1956	70	67	71	69	277	1	$6,000.00
1957	71	74			145	WD	$0.00
1958	68	75	74	73	290	T22	$342.50
					Total		*$9,499.17*

Krueger, Al (73.44)

Year	1st	2nd	3rd	4th	Total	Finish	Money
1949	73	73	73	72	291	T32	$0.00
1950	75	71	73		219	T61	$0.00
1951	76	75			151	Cut	$0.00
					Total		*$0.00*

Krueger, Butch (80.00)

Year	1st	2nd	3rd	4th	Total	Finish	Money
1947	83	84			167	Cut	$0.00
1949	78	77			155	Cut	$0.00
1950	80	86			166	Cut	$0.00
1951	75	76			151	Cut	$0.00
1952	72	86			158	Cut	$0.00
1954	83	84			167	Cut	$0.00
1955	75	81			156	Cut	$0.00
					Total		*$0.00*

Krueger, Gary (74.13)

Year	1st	2nd	3rd	4th	Total	Finish	Money
1984	76	73			149	Cut	$0.00
1986	72	75			147	Cut	$0.00
1987	74	71	75	77	297	T69	$1,206.00
					Total		*$1,206.00*

Kuboya, Kenichi (72.00)

Year	1st	2nd	3rd	4th	Total	Finish	Money
2003	74	70			144	Cut	$0.00
					Total		*$0.00*

Shell Houston Open
Player Records
1946 thru 2008

Kuchar, Matt (72.63)

Year	1st	2nd	3rd	4th	Total	Finish	Money
2003	69	74			143	Cut	$0.00
2004	73	74			147	Cut	$0.00
2005	71	73			144	Cut	$0.00
2007	70	77			147	Cut	$0.00
					Total		$0.00

Kuchar, Wally (71.75)

Year	1st	2nd	3rd	4th	Total	Finish	Money
1979	72	69	73	73	287	T71	$588.00
					Total		$588.00

Kuehne, Hank (71.36)

Year	1st	2nd	3rd	4th	Total	Finish	Money
2000	65	74	74	75	288	T67	$5,656.00
2003	69	64	72	66	271	T2	$336,000.00
2004	74	70	72	73	289	T37	$22,000.00
2005	79	72			151	Cut	$0.00
					Total		$363,656.00

Kullberg, Mike (78.00)

Year	1st	2nd	3rd	4th	Total	Finish	Money
2001	76	80			156	Cut	$0.00
					Total		$0.00

Kundrat, Mike (77.00)

Year	1st	2nd	3rd	4th	Total	Finish	Money
1954	73	81			154	Cut	$0.00
					Total		$0.00

Kunes, Joe (73.00)

Year	1st	2nd	3rd	4th	Total	Finish	Money
1978	71	75			146	Cut	$0.00
					Total		$0.00

La Clair, Huston (71.63)

Year	1st	2nd	3rd	4th	Total	Finish	Money
1960	72	75	70	70	287	T13	$852.00
1961	68	75	72	71	286	T22	$515.00
					Total		$1,367.00

Labelle II, Doug (74.50)

Year	1st	2nd	3rd	4th	Total	Finish	Money
2007	77	72			149	Cut	$0.00
					Total		$0.00

Ladehoff, Greg (73.58)

Year	1st	2nd	3rd	4th	Total	Finish	Money
1986	74	77			151	Cut	$0.00
1987	74	75			149	Cut	$0.00
1988	74	70			144	Cut	$0.00
1989	72	73	75	75	295	T61	$1,680.00
1991	74	70			144	Cut	$0.00
					Total		$1,680.00

Laffoon, Ky (72.40)

Year	1st	2nd	3rd	4th	Total	Finish	Money
1946	71	72	73	69	285	10	$350.00
1947	73	74	76	73	296	T23	$0.00
1949	71	75	72		218	WD	$0.00
1950	70	71	73	73	287	T13	$195.00
					Total		$545.00

Laing, Jason (77.50)

Year	1st	2nd	3rd	4th	Total	Finish	Money
2004	78	77			155	Cut	$0.00
					Total		$0.00

Laird, Martin (72.00)

Year	1st	2nd	3rd	4th	Total	Finish	Money
2008	69	71	74	74	288	T57	$12,432.00
					Total		$12,432.00

Lambie, Tom (76.00)

Year	1st	2nd	3rd	4th	Total	Finish	Money
1955	75	77			152	Cut	$0.00
					Total		$0.00

Lamontagne, Steve (70.92)

Year	1st	2nd	3rd	4th	Total	Finish	Money
1990	69	69	74		212	T45	$2,636.36
1992	71	70	70	70	281	T22	$10,530.00
1993	69	72			141	Cut	$0.00
1994	74	68	72	74	288	T55	$2,925.00
					Total		$16,091.36

Lamore, Tom (75.50)

Year	1st	2nd	3rd	4th	Total	Finish	Money
1984	76	75			151	Cut	$0.00
					Total		$0.00

Lancaster, Neal (72.56)

Year	1st	2nd	3rd	4th	Total	Finish	Money
1990	72	73			145	Cut	$0.00
1991	72	73			145	Cut	$0.00
1992	73	79			152	Cut	$0.00
1993	72	66	74		212	T66	$2,691.00
1994	73	68	74	73	288	T55	$2,925.00
1996	70	75			145	Cut	$0.00
1997	71	72	69	72	284	T15	$25,600.00
1998	71	78			149	Cut	$0.00
1999	76	78			154	Cut	$0.00
2000	71	69	74	71	285	T53	$6,392.00
2001	77				77	WD	$0.00
2002	74	70			144	Cut	$0.00
2003	69	71	69	77	286	T60	$9,810.00
2004	70	71	76	71	288	T29	$30,437.50
2005	72	67	78	72	289	T49	$12,216.60
2006	77				77	WD	$0.00
					Total		$90,072.10

Landrum, Ralph (72.50)

Year	1st	2nd	3rd	4th	Total	Finish	Money
1984	72	75			147	Cut	$0.00
1985	73	68	68	79	288	T55	$1,135.00
					Total		$1,135.00

Lane, Harlan (78.50)

Year	1st	2nd	3rd	4th	Total	Finish	Money
1957	78	79	78	79	314	70	$0.00
					Total		$0.00

Langer, Bernhard (71.08)

Year	1st	2nd	3rd	4th	Total	Finish	Money
1985	70	71	75	71	287	T48	$1,242.86
1989	74	71	72	71	288	T25	$5,977.15
2007	71	70	67	70	278	T9	$137,500.00
					Total		$144,720.01

Langert, Eddie (75.75)

Year	1st	2nd	3rd	4th	Total	Finish	Money
1959	76	74			150	Cut	$0.00
1960	73	80			153	Cut	$0.00
					Total		$0.00

Langford, John (74.50)

Year	1st	2nd	3rd	4th	Total	Finish	Money
1959	74	73	75	75	297	T61	$50.00
1963	73	77			150	Cut	$0.00
					Total		$50.00

Langham, Franklin (72.63)

Year	1st	2nd	3rd	4th	Total	Finish	Money
1996	77	70			147	Cut	$0.00
1998	66	74	71	72	283	T12	$39,200.00
1999	74	71	72	74	291	T51	$5,788.89
2000	68	75			143	Cut	$0.00
2002	74	73			147	Cut	$0.00
2005	76	75			151	Cut	$0.00
					Total		$44,988.89

Lankford, Jeffrey (79.50)

Year	1st	2nd	3rd	4th	Total	Finish	Money
1988	78	81			159	WD	$0.00
					Total		$0.00

Laoretti, Larry (76.50)

Year	1st	2nd	3rd	4th	Total	Finish	Money
1974	79	74			153	Cut	$0.00
					Total		$0.00

Lardon, Brad (72.90)

Year	1st	2nd	3rd	4th	Total	Finish	Money
1991	70	70	67	71	278	T18	$9,737.15
1992	75	76			151	Cut	$0.00
1994	72	71	76	71	290	T67	$2,639.00
1997	74	72	72	71	289	T38	$6,880.00
2002	75	74			149	Cut	$0.00
2003	76	74			150	Cut	$0.00
2004	77				77	WD	$0.00
2007	76	71			147	Cut	$0.00
					Total		$19,256.15

Larseingue, Wilfred (74.50)

Year	1st	2nd	3rd	4th	Total	Finish	Money
1952	73	77	79	75	304	T53	$0.00
1957	76	69	73	74	292	T43	$50.00
					Total		$50.00

Lawrence, Duff (72.75)

Year	1st	2nd	3rd	4th	Total	Finish	Money
1963	74	72			146	Cut	$0.00
1965	74	71			145	Cut	$0.00
					Total		$0.00

Shell Houston Open
Player Records
1946 thru 2008

Lawrence, Palmer (74.73)

Year	1st	2nd	3rd	4th	Total	Finish	Money
1952	81				81	WD	$0.00
1955	74	75			149	Cut	$0.00
1957	75	75			150	Cut	$0.00
1962	72	72	76	72	292	T61	$150.00
1963	78	72			150	Cut	$0.00
					Total		$150.00

Lawson, Ken (78.50)

Year	1st	2nd	3rd	4th	Total	Finish	Money
1952	80	81			161	Cut	$0.00
1953	76	77			153	Cut	$0.00
					Total		$0.00

Lazor, Dick (75.50)

Year	1st	2nd	3rd	4th	Total	Finish	Money
1951	75	76			151	Cut	$0.00
					Total		$0.00

Leach, John (74.50)

Year	1st	2nd	3rd	4th	Total	Finish	Money
1964	73	75	78	72	298	65	$0.00
					Total		$0.00

Leaney, Stephen (71.19)

Year	1st	2nd	3rd	4th	Total	Finish	Money
2005	71	68	70	76	285	T28	$33,250.00
2006	68	71	72	75	286	T36	$24,234.30
2007	70	71	69	70	280	T19	$66,660.00
2008	72	71	73	72	288	T57	$12,432.00
					Total		$136,576.30

Lee, Stan (74.00)

Year	1st	2nd	3rd	4th	Total	Finish	Money
1977	77	71			148	Cut	$0.00
					Total		$0.00

Lee, Sung Man (77.00)

Year	1st	2nd	3rd	4th	Total	Finish	Money
2000	79	75			154	Cut	$0.00
					Total		$0.00

Leffinoweil, Fred (74.00)

Year	1st	2nd	3rd	4th	Total	Finish	Money
1963	75	73			148	Cut	$0.00
					Total		$0.00

Leggatt, Ian (72.42)

Year	1st	2nd	3rd	4th	Total	Finish	Money
2001	71	75			146	Cut	$0.00
2002	70	73	70	77	290	T63	$8,480.00
2003	68	69	71	75	283	T44	$13,986.00
2006	75	75			150	Cut	$0.00
					Total		$22,466.00

Legrange, Cobie (72.50)

Year	1st	2nd	3rd	4th	Total	Finish	Money
1965	72	72	72	72	288	T47	$225.00
1967	74	69	75	74	292	T44	$345.00
					Total		$570.00

Lehman, Tom (74.25)

Year	1st	2nd	3rd	4th	Total	Finish	Money
1984	73	75			148	Cut	$0.00
1985	77	72			149	Cut	$0.00
					Total		$0.00

Lehmann, Ted (75.50)

Year	1st	2nd	3rd	4th	Total	Finish	Money
1987	76	75			151	Cut	$0.00
					Total		$0.00

Lema, Tony (72.35)

Year	1st	2nd	3rd	4th	Total	Finish	Money
1958	72	75	72	70	289	T18	$570.00
1959	73	72	73	75	293	T52	$50.00
1960	69	74	73	74	290	T24	$450.00
1961	71	74	74	71	290	T50	$150.00
1962	70	70	73	72	285	T15	$1,075.00
					Total		$2,295.00

Lenz, Happy (80.67)

Year	1st	2nd	3rd	4th	Total	Finish	Money
1947	76	84	82		242	Cut	$0.00
					Total		$0.00

Leonard, Jeff (76.00)

Year	1st	2nd	3rd	4th	Total	Finish	Money
1995	72	71	77	84	304	85	$2,380.00
					Total		$2,380.00

Leonard, Justin (71.22)

Year	1st	2nd	3rd	4th	Total	Finish	Money
1993	69	68	73		210	T52	$0.00
1995	69	67	73	76	285	T32	$7,264.44
1996	75	74			149	Cut	$0.00
1997	71	74	68	71	284	T15	$25,600.00
1999	71	69	75	70	285	T17	$36,250.00
2000	71	72			143	Cut	$0.00
2001	71	70	72	69	282	T4	$149,600.00
2002	70	68	69	70	277	T6	$129,500.00
2003	71	67	72	74	284	T49	$10,750.00
2004	71	70	72	75	288	T29	$30,437.50
2006	73	74			147	Cut	$0.00
2007	67	73	73	72	285	T36	$25,345.80
2008	68	76	71	71	286	T39	$21,280.00
					Total		$436,027.74

Leonard, Stan (71.63)

Year	1st	2nd	3rd	4th	Total	Finish	Money
1957	73	70	69	73	285	T7	$1,256.66
1958	68	77	69	74	288	T13	$756.00
					Total		$2,012.66

Lesch, Gene (78.50)

Year	1st	2nd	3rd	4th	Total	Finish	Money
1958	78	79			157	Cut	$0.00
					Total		$0.00

Lesher, Greg (71.00)

Year	1st	2nd	3rd	4th	Total	Finish	Money
1992	72	69	74	70	285	T52	$2,784.00
1993	70	71			141	Cut	$0.00
					Total		$2,784.00

Leslie, Perry (74.00)

Year	1st	2nd	3rd	4th	Total	Finish	Money
1975	71	70	76	78	295	T78	$0.00
1976	74	75			149	Cut	$0.00
					Total		$0.00

Leslie, Tim (79.50)

Year	1st	2nd	3rd	4th	Total	Finish	Money
1964	78	81			159	Cut	$0.00
					Total		$0.00

Letellier, Ron (74.00)

Year	1st	2nd	3rd	4th	Total	Finish	Money
1963	79	69			148	Cut	$0.00
					Total		$0.00

Letzig, Michael (72.50)

Year	1st	2nd	3rd	4th	Total	Finish	Money
2008	70	75			145	Cut	$0.00
					Total		$0.00

Levenson, Gavin (72.33)

Year	1st	2nd	3rd	4th	Total	Finish	Money
1982	72	72	72	71	287	T44	$1,087.80
1984	74	73			147	Cut	$0.00
					Total		$1,087.80

Levet, Thomas (71.93)

Year	1st	2nd	3rd	4th	Total	Finish	Money
1994	74	71			145	Cut	$0.00
2003	72	68	70	71	281	T31	$24,975.00
2005	72	65	77	73	287	T39	$19,500.00
2006	71	75			146	Cut	$0.00
2007	75	73			148	Cut	$0.00
					Total		$44,475.00

Levi, Wayne (71.36)

Year	1st	2nd	3rd	4th	Total	Finish	Money
1979	69	65	63	71	268	1	$54,000.00
1980	71	68	71	73	283	T61	$749.00
1981	74				74	WD	$0.00
1982	74	79			153	Cut	$0.00
1984	69	69	70	72	280	T11	$10,250.00
1985	71	67	74	71	283	T19	$6,060.00
1986	71	75			146	Cut	$0.00
1987	70	67	71	71	279	T4	$26,400.00
1989	79	76			155	Cut	$0.00
1990	68	71	70		209	T28	$6,950.00
1991	71	72			143	Cut	$0.00
1992	72	76			148	Cut	$0.00
1993	70	71			141	Cut	$0.00
1994	72	67	69	74	282	T16	$18,237.14
1995	67	78			145	Cut	$0.00
1997	75	67	71	74	287	T27	$11,360.00
2000	72	70	71	79	292	77	$5,208.00
					Total		$139,214.14

Lewis, Gene (80.00)

Year	1st	2nd	3rd	4th	Total	Finish	Money
1963	81	79			160	Cut	$0.00
1972	76	84			160	Cut	$0.00
					Total		$0.00

Shell Houston Open
Player Records
1946 thru 2008

Lewis, J. L. (72.46)

Year	1st	2nd	3rd	4th	Total	Finish	Money
1992	74	72			146	Cut	$0.00
1993	69	70	70		209	T41	$4,115.09
1994	69	71	76	71	287	T47	$3,298.75
1995	75	71			146	Cut	$0.00
1996	76	79			155	Cut	$0.00
1998	74	76			150	Cut	$0.00
1999	75	77			152	Cut	$0.00
2001	78	71			149	Cut	$0.00
2002	68	73	73	75	289	T61	$8,680.00
2003	71	72			143	Cut	$0.00
2005	70	71	79	69	289	T49	$12,216.60
2006	71	69	68	71	279	T6	$172,150.00
2008	72	72	72	71	287	T47	$13,932.80
					Total		$214,393.24

Lewis, Jack (77.00)

Year	1st	2nd	3rd	4th	Total	Finish	Money
1972	78	76			154	Cut	$0.00
					Total		$0.00

Lewis, Jeff (72.33)

Year	1st	2nd	3rd	4th	Total	Finish	Money
1986	70	76			146	Cut	$0.00
1987	69	74	69	76	288	T41	$2,280.00
					Total		$2,280.00

Lewis, Norman (76.25)

Year	1st	2nd	3rd	4th	Total	Finish	Money
1951	76	73	79	77	305	63	$0.00
					Total		$0.00

Lewis Jr, Bob (72.13)

Year	1st	2nd	3rd	4th	Total	Finish	Money
1972	72	71	69	73	285	T17	$1,562.50
1973	73	72	74	73	292	T42	$696.50
					Total		$2,259.00

Lewis Jr, George (82.00)

Year	1st	2nd	3rd	4th	Total	Finish	Money
1947	82				82	Cut	$0.00
					Total		$0.00

Liao, K. C. (74.00)

Year	1st	2nd	3rd	4th	Total	Finish	Money
1984	73	75			148	Cut	$0.00
					Total		$0.00

Lichardus, Babe (73.27)

Year	1st	2nd	3rd	4th	Total	Finish	Money
1953	77	73	76		226	Cut	$0.00
1957	73	73	68	71	285	T7	$1,256.67
1963	71	74	73	77	295	T84	$0.00
					Total		$1,256.67

Lickliter II, Frank (72.66)

Year	1st	2nd	3rd	4th	Total	Finish	Money
1996	78	74			152	Cut	$0.00
1997	75	77			152	Cut	$0.00
1999	71	68	69	76	284	T10	$53,571.43
2000	71	66	72	74	283	T38	$11,480.00
2001	75	68	71	74	288	T26	$23,138.89
2003	73	74			147	Cut	$0.00
2004	68	77	73	73	291	T49	$12,340.00
2006	69	75	78	70	292	T74	$10,450.00
2007	75	75			150	Cut	$0.00
2008	75	67	72	72	286	T39	$21,280.00
					Total		$132,260.32

Liebler, Steven (73.67)

Year	1st	2nd	3rd	4th	Total	Finish	Money
1982	72	78			150	Cut	$0.00
1984	71	75			146	Cut	$0.00
1985	72	74			146	Cut	$0.00
					Total		$0.00

Lietzke, Bruce (71.08)

Year	1st	2nd	3rd	4th	Total	Finish	Money
1976	74	75			149	Cut	$0.00
1977	75	68	71	76	290	T48	$512.50
1978	71	74			145	Cut	$0.00
1979	66	72	74	69	281	T46	$831.60
1981	66	70	67		203	T6	$8,793.75
1982	71	72	69	73	285	T31	$2,075.60
1983	73	68	72	72	285	T23	$3,371.43
1984	70	69	69	71	279	T6	$15,650.00
1985	71	75			146	Cut	$0.00
1986	68	72	71	68	279	T4	$20,666.67
1987	76	71			147	Cut	$0.00
1988	73	68	69	68	278	T7	$22,575.00
1989	70	72	70	73	285	T12	$16,200.00
1990	67	70	68		205	T3	$39,062.50
1991	71	68	68	74	281	T41	$2,532.36
1992	68	74	73	67	282	T30	$6,975.00
1993	74	68			142	Cut	$0.00
1994	69	75			144	Cut	$0.00
1996	73	77			150	Cut	$0.00
1997	74	72	76	73	295	T63	$3,392.00
1998	67	76	72	69	284	T17	$28,000.00
1999	69	73	75	70	287	T27	$17,375.00
2000	69	71	70	70	280	T17	$33,040.00
					Total		$221,053.41

Lile, Craig (73.50)

Year	1st	2nd	3rd	4th	Total	Finish	Money
2007	76	71			147	Cut	$0.00
					Total		$0.00

Lindsey, Pat (72.58)

Year	1st	2nd	3rd	4th	Total	Finish	Money
1980	72	71			143	Cut	$0.00
1981	70	64	73		207	T18	$3,423.00
1982	70	79			149	Cut	$0.00
1983	78	78			156	Cut	$0.00
1984	69	69	75	69	282	T21	$5,200.00
1985	77	70			147	Cut	$0.00
1986	71	74	73	77	295	T65	$1,045.00
					Total		$9,668.00

Lister, John (71.96)

Year	1st	2nd	3rd	4th	Total	Finish	Money
1972	71	72	68	73	284	T13	$2,187.50
1973	80	71			151	Cut	$0.00
1974	75	71			146	Cut	$0.00
1975	72	69	78	67	286	T32	$778.34
1976	71	73	70	73	287	T22	$1,825.00
1977	75	72			147	Cut	$0.00
1978	70	73	68	71	282	T38	$820.00
1979	70	74			144	Cut	$0.00
1980	70	74			144	Cut	$0.00
					Total		$5,610.84

Little, Lawson (74.40)

Year	1st	2nd	3rd	4th	Total	Finish	Money
1949	73	83			156	Cut	$0.00
1950	75	72	71	80	298	T48	$0.00
1951	71	74	71	74	290	T34	$0.00
					Total		$0.00

Littler, Gene (71.86)

Year	1st	2nd	3rd	4th	Total	Finish	Money
1955	72	67	73	69	281	T12	$635.00
1956	69	79	72	68	288	T21	$343.75
1957	74	74	74		222	Cut	$0.00
1958	73	71	70	74	288	T13	$756.00
1960	69	74	74	72	289	T21	$570.00
1961	76	74	71		221	Cut	$0.00
1962	73	75	76		224	Cut	$0.00
1963	72	72	70	73	287	T61	$0.00
1966	71	66	75	69	281	T11	$2,425.00
1967	74	70	71	75	290	T31	$733.12
1968	69	70	74	70	283	T14	$1,750.00
1970	70	70	77	74	291	T31	$712.50
1973	71	71	73	73	288	T19	$2,290.14
1975	69	73	70	71	283	T12	$2,571.42
1977	70	65	67	74	276	1	$40,000.00
1978	68	70	67	76	281	T32	$1,106.66
1979	74	70			144	Cut	$0.00
1980	72	70	78	68	288	T77	$644.00
1981	69	70	77		216	T72	$511.88
1982	73	76			149	Cut	$0.00
1983	76	72			148	Cut	$0.00
					Total		$55,049.47

Loar, Edward (73.00)

Year	1st	2nd	3rd	4th	Total	Finish	Money
2004	74	71	72	75	292	T54	$11,400.00
					Total		$11,400.00

Shell Houston Open
Player Records
1946 thru 2008

Locke, Bobby (69.25)

Year	1st	2nd	3rd	4th	Total	Finish	Money
1947	71	67	70	69	277	1	$2,000.00
					Total		$2,000.00

Lohr, Bob (71.86)

Year	1st	2nd	3rd	4th	Total	Finish	Money
1985	73	68	70	67	278	T2	$44,000.00
1986	69	74	74	76	293	T58	$1,105.00
1987	73	74			147	Cut	$0.00
1988	70	68	74	73	285	T40	$2,590.00
1989	76	73			149	Cut	$0.00
1990	69	70	70		209	T28	$6,950.00
1994	70	66	74	72	282	T16	$18,237.15
1995	70	73	77	71	291	T70	$2,758.00
1996	75	75			150	Cut	$0.00
					Total		$75,640.15

Lomell, Ralph (77.50)

Year	1st	2nd	3rd	4th	Total	Finish	Money
1950	77	78			155	Cut	$0.00
					Total		$0.00

Lonard, Peter (73.50)

Year	1st	2nd	3rd	4th	Total	Finish	Money
2007	72	74			146	Cut	$0.00
2008	74	74			148	Cut	$0.00
					Total		$0.00

Long, Michael (73.75)

Year	1st	2nd	3rd	4th	Total	Finish	Money
2002	75	74			149	Cut	$0.00
2005	72	74			146	Cut	$0.00
					Total		$0.00

Long, Mike (75.00)

Year	1st	2nd	3rd	4th	Total	Finish	Money
1977	72	78			150	Cut	$0.00
					Total		$0.00

Lott, Lyn (72.50)

Year	1st	2nd	3rd	4th	Total	Finish	Money
1974	71	73	76	71	291	T65	$251.25
1976	70	72	74	72	288	T26	$1,390.00
1978	72	68	70	69	279	T22	$1,780.00
1981	72	74			146	Cut	$0.00
1983	72	78			150	Cut	$0.00
1984	76	75			151	Cut	$0.00
					Total		$3,421.25

Lotz, Dick (71.87)

Year	1st	2nd	3rd	4th	Total	Finish	Money
1965	75	72			147	Cut	$0.00
1970	76	72	69	70	287	T9	$2,600.00
1971	75	71	73	70	289	T26	$906.75
1974	71	69	67	74	281	T9	$3,450.00
1976	74				74	WD	$0.00
					Total		$6,956.75

Lotz, John (73.08)

Year	1st	2nd	3rd	4th	Total	Finish	Money
1966	73	71	74	76	294	T63	$0.00
1968	71	74	70	70	285	T23	$875.00
1970	74	74	75	75	298	T53	$268.33
					Total		$1,143.33

Loustalot, Gary (76.00)

Year	1st	2nd	3rd	4th	Total	Finish	Money
1963	76	76			152	Cut	$0.00
					Total		$0.00

Loustalot, Tim (73.75)

Year	1st	2nd	3rd	4th	Total	Finish	Money
1995	75	71			146	Cut	$0.00
1998	74	82			156	Cut	$0.00
1999	74	70	75	69	288	T33	$12,928.57
					Total		$12,928.57

Love III, Davis (72.23)

Year	1st	2nd	3rd	4th	Total	Finish	Money
1986	73	72	79	80	304	77	$930.00
1987	70	73	69	74	286	T31	$3,558.00
1988	69	71	72	70	282	T22	$6,498.34
1989	76	75			151	Cut	$0.00
1992	69	71	77	66	283	T38	$4,920.00
2008	69	72	69	73	283	T26	$38,920.00
					Total		$54,826.34

Love Jr, Davis (72.75)

Year	1st	2nd	3rd	4th	Total	Finish	Money
1959	73	72	76	70	291	T38	$50.00
					Total		$50.00

Lowery, Steve (71.92)

Year	1st	2nd	3rd	4th	Total	Finish	Money
1988	73	72			145	Cut	$0.00
1992	70	72	71	71	284	T45	$3,363.43
1993	68	71	76		215	T75	$2,483.00
1999	73	71	77	76	297	T73	$4,825.00
2000	73	67	70	68	278	T7	$84,350.00
2002	74	72			146	Cut	$0.00
2004	70	69	76	71	286	T19	$52,611.11
2005	71	76			147	Cut	$0.00
					Total		$147,632.54

Loy, Bobby (76.00)

Year	1st	2nd	3rd	4th	Total	Finish	Money
1965	76	76			152	Cut	$0.00
					Total		$0.00

Lucarini, Dean (81.33)

Year	1st	2nd	3rd	4th	Total	Finish	Money
1950	85				85	Cut	$0.00
1951	81	78			159	Cut	$0.00
					Total		$0.00

Luce, Buck (75.10)

Year	1st	2nd	3rd	4th	Total	Finish	Money
1947	73	70	75	74	292	T16	$146.00
1950	77	76			153	Cut	$0.00
1951	72	76			148	Cut	$0.00
1953	81	77			158	Cut	$0.00
					Total		$146.00

Luke, Frank (74.33)

Year	1st	2nd	3rd	4th	Total	Finish	Money
1963	74	76			150	Cut	$0.00
1965	71	71	75	79	296	69	$0.00
					Total		$0.00

Lum, Wren (71.00)

Year	1st	2nd	3rd	4th	Total	Finish	Money
1979	70	71	74	69	284	T63	$633.00
					Total		$633.00

Lundahl, Dick (73.50)

Year	1st	2nd	3rd	4th	Total	Finish	Money
1951	76	71			147	Cut	$0.00
					Total		$0.00

Lundstrom, David (73.97)

Year	1st	2nd	3rd	4th	Total	Finish	Money
1977	75	74			149	Cut	$0.00
1978	74	71			145	Cut	$0.00
1979	72	72			144	Cut	$0.00
1980	73	74			147	Cut	$0.00
1981	71	73			144	Cut	$0.00
1983	81	73			154	Cut	$0.00
1985	76	75			151	Cut	$0.00
1986	73	72	77	70	292	T54	$1,145.00
1987	75	72			147	Cut	$0.00
1988	73	75			148	Cut	$0.00
1993	72	72			144	Cut	$0.00
1994	73	79			152	Cut	$0.00
1997	78	70			148	Cut	$0.00
2003	76	71			147	Cut	$0.00
2004	77	73			150	Cut	$0.00
2005	73	71			144	Cut	$0.00
2006	79	78			157	Cut	$0.00
					Total		$1,145.00

Lunn, Bob (73.65)

Year	1st	2nd	3rd	4th	Total	Finish	Money
1968	70	69	70	74	283	T14	$1,750.00
1971	74	77	72	74	297	T62	$217.39
1972	76	73			149	Cut	$0.00
1973	77	72	75	73	297	T69	$333.00
1974	72	77			149	Cut	$0.00
1976	70	77			147	T57	$196.54
1977	76	75			151	Cut	$0.00
					Total		$2,496.93

Lutterus, David (74.00)

Year	1st	2nd	3rd	4th	Total	Finish	Money
2008	72	76			148	Cut	$0.00
					Total		$0.00

Shell Houston Open
Player Records
1946 thru 2008

Lye, Mark (72.17)

Year	1st	2nd	3rd	4th	Total	Finish	Money
1977	68	74	78	72	292	T56	$415.00
1978	73	70	73	73	289	T70	$75.00
1979	72	69	68	69	278	T29	$1,950.00
1980	72	71			143	Cut	$0.00
1981	71	72			143	Cut	$0.00
1983	73	74			147	Cut	$0.00
1985	75	70			145	Cut	$0.00
1986	69	76	71	72	288	T33	$2,825.34
1987	71	74	74	78	297	T69	$1,206.00
1988	72	71	72	72	287	T54	$1,610.00
1989	76				76	WD	$0.00
1991	73	72			145	Cut	$0.00
1993	74	69			143	Cut	$0.00
1994	69	74	70	73	286	T38	$5,070.00
					Total		*$13,151.34*

Lyle, Jarrod (73.50)

Year	1st	2nd	3rd	4th	Total	Finish	Money
2007	75	72			147	Cut	$0.00
					Total		*$0.00*

Lyle, Sandy (72.00)

Year	1st	2nd	3rd	4th	Total	Finish	Money
1984	72	72			144	Cut	$0.00
1985	73	70	70	73	286	T37	$1,950.00
1986	72	74			146	Cut	$0.00
1990	68	72	67		207	T15	$14,066.67
1999	76	77			153	Cut	$0.00
					Total		*$16,016.67*

Lyons, Toby (75.63)

Year	1st	2nd	3rd	4th	Total	Finish	Money
1952	74	76	75	73	298	T36	$0.00
1953	76	79			155	Cut	$0.00
1954	73	79			152	Cut	$0.00
					Total		*$0.00*

Lytle, Dick (75.67)

Year	1st	2nd	3rd	4th	Total	Finish	Money
1965	73	78			151	Cut	$0.00
1967	74	76	76	77	303	T71	$0.00
					Total		*$0.00*

Maca, John (77.76)

Year	1st	2nd	3rd	4th	Total	Finish	Money
1958	77	78			155	Cut	$0.00
1959	77	80			157	Cut	$0.00
1960	77	78			155	Cut	$0.00
1961	76	76			152	Cut	$0.00
1962	74	76	75		225	Cut	$0.00
1963	75	77			152	Cut	$0.00
1964	72	81			153	Cut	$0.00
1976	84	89			173	Cut	$0.00
					Total		*$0.00*

MacDonald, Doug (73.50)

Year	1st	2nd	3rd	4th	Total	Finish	Money
1963	73	74			147	Cut	$0.00
					Total		*$0.00*

Mackenzie, Will (73.50)

Year	1st	2nd	3rd	4th	Total	Finish	Money
2005	76	69			145	Cut	$0.00
2006	75	72			147	Cut	$0.00
2007	74	75			149	Cut	$0.00
					Total		*$0.00*

Mackey, Lee (74.00)

Year	1st	2nd	3rd	4th	Total	Finish	Money
1952	74				74	WD	$0.00
					Total		*$0.00*

Madden, Eddie (84.00)

Year	1st	2nd	3rd	4th	Total	Finish	Money
1984	84				84	DQ	$0.00
					Total		*$0.00*

Maddon Jr, Ray (76.00)

Year	1st	2nd	3rd	4th	Total	Finish	Money
1946	74	74	76	80	304	35	$0.00
					Total		*$0.00*

Maddox, Don (75.00)

Year	1st	2nd	3rd	4th	Total	Finish	Money
1974	73	77			150	Cut	$0.00
					Total		*$0.00*

Magee, Andrew (71.82)

Year	1st	2nd	3rd	4th	Total	Finish	Money
1985	71	75			146	Cut	$0.00
1986	74	71	76	75	296	67	$1,030.00
1987	70	72	70	69	281	T9	$15,600.00
1988	73	71			144	Cut	$0.00
1989	76	72			148	Cut	$0.00
1990	72	65	69		206	T11	$22,000.00
1992	68	74	72	71	285	T52	$2,784.00
1993	68	68	68		204	T11	$26,650.00
1994	65	78	71	72	286	T38	$5,070.00
1995	69	72	69	75	285	T32	$7,264.45
1996	72	71	70	72	285	T31	$8,700.00
1997	80	72			152	Cut	$0.00
2000	72	71			143	Cut	$0.00
2001	70	71	73	78	292	T54	$7,718.00
2002	69	74	71	77	291	T66	$8,280.00
2003	68	69	73	76	286	T60	$9,810.00
2005	71	75			146	Cut	$0.00
2006	72	74			146	Cut	$0.00
					Total		*$114,906.45*

Magee, Jerry (73.83)

Year	1st	2nd	3rd	4th	Total	Finish	Money
1958	75	75			150	Cut	$0.00
1959	75	75			150	Cut	$0.00
1960	74	72	78	72	296	T52	$72.00
1961	71	72	74	73	290	T50	$150.00
					Total		*$222.00*

Maggert, Jeff (70.80)

Year	1st	2nd	3rd	4th	Total	Finish	Money
1987	75	73			148	Cut	$0.00
1990	69	71	74		214	T64	$2,060.00
1991	65	65	70	80	280	T31	$4,256.00
1992	72	70	72	70	284	T45	$3,363.43
1993	66	68	70		204	T11	$26,650.00
1994	70	66	68	71	275	T2	$97,066.67
1995	76	66	74	67	283	T19	$15,225.00
1996	67	69	66	72	274	2	$162,000.00
1997	74	72	74	72	292	T52	$3,712.00
1998	71	71	64	71	277	2	$216,000.00
1999	69	73	75	71	288	T33	$12,928.57
2000	70	71	69	70	280	T17	$33,040.00
2001	78	76			154	Cut	$0.00
2002	73	76			149	Cut	$0.00
2003	71	66	72	64	273	6	$162,000.00
2004	72	75			147	Cut	$0.00
2005	67	68	74	71	280	T7	$140,416.60
2006	70	75			145	Cut	$0.00
2007	67	71	67	74	279	T14	$93,500.00
2008	72	75			147	Cut	$0.00
					Total		*$972,218.27*

Maginnes, John (72.65)

Year	1st	2nd	3rd	4th	Total	Finish	Money
1996	72	75			147	Cut	$0.00
1997	74	71	73	72	290	T43	$5,760.00
1999	71	72	70	73	286	T21	$25,000.00
2000	69	69	71	74	283	T38	$11,480.00
2003	71	75			146	Cut	$0.00
2004	75	74			149	Cut	$0.00
2005	77	75			152	Cut	$0.00
					Total		*$42,240.00*

Shell Houston Open
Player Records
1946 thru 2008

Mahaffey, John (71.62)

Year	1st	2nd	3rd	4th	Total	Finish	Money
1972	72	74	72	72	290	T42	$388.89
1973	71	71	75	72	289	26	$1,702.00
1974	72	70	72	71	285	T26	$1,110.00
1975	71	71	74	76	292	T66	$150.00
1976	72	70	73	70	285	T15	$3,000.00
1978	73	71	69	70	283	T45	$600.00
1979	72	71			143	Cut	$0.00
1980	66	70	72	69	277	T24	$2,905.00
1981	72	68	69		209	T28	$1,745.63
1982	72	70	77	74	293	T62	$745.50
1983	72	69	70	72	283	T13	$7,733.33
1984	68	68	68	75	279	T6	$15,650.00
1985	70	70	70	71	281	T10	$13,000.00
1986	71	74	74	71	290	T42	$1,700.00
1987	73	74			147	Cut	$0.00
1988	70	74			144	Cut	$0.00
1989	77	68	73	73	291	T42	$2,800.00
1990	70	67	69		206	T11	$22,000.00
1991	72	70	66	69	277	T12	$15,200.00
1992	70	75			145	Cut	$0.00
1993	74	70			144	Cut	$0.00
1994	71	73			144	Cut	$0.00
1995	68	71	70	75	284	T27	$9,940.00
1996	73	80			153	Cut	$0.00
1997	76	78			154	Cut	$0.00
1998	73	73	76	69	291	T59	$4,340.00
					Total		*$104,710.35*

Mahan, Hunter (71.14)

Year	1st	2nd	3rd	4th	Total	Finish	Money
2004	72	77			149	Cut	$0.00
2005	77	67			144	Cut	$0.00
2006	69	72	69	70	280	T11	$116,600.00
2007	68	71	68	69	276	T5	$200,750.00
2008	72	75			147	Cut	$0.00
					Total		*$317,350.00*

Main, Mac (74.00)

Year	1st	2nd	3rd	4th	Total	Finish	Money
1960	77	78			155	Cut	$0.00
1961	74	71	72	73	290	T50	$150.00
1963	75	72			147	Cut	$0.00
					Total		*$150.00*

Makalena, Ted (72.50)

Year	1st	2nd	3rd	4th	Total	Finish	Money
1967	70	74	75	71	290	T31	$733.13
					Total		*$733.13*

Malchaski, Chuck (76.20)

Year	1st	2nd	3rd	4th	Total	Finish	Money
1956	80	68	79		227	Cut	$0.00
1957	77	77			154	Cut	$0.00
					Total		*$0.00*

Mallinger, John (71.00)

Year	1st	2nd	3rd	4th	Total	Finish	Money
2007	69	72	69	75	285	T36	$25,345.80
2008	70				70	WD	$0.00
					Total		*$25,345.80*

Mallon, Bill (74.00)

Year	1st	2nd	3rd	4th	Total	Finish	Money
1976	79				79	WD	$0.00
1977	74	72	71	74	291	T52	$465.00
					Total		*$465.00*

Mallory, Leroy (75.50)

Year	1st	2nd	3rd	4th	Total	Finish	Money
1949	76	75			151	Cut	$0.00
					Total		*$0.00*

Maltbie, Roger (71.56)

Year	1st	2nd	3rd	4th	Total	Finish	Money
1975	69	70	70	71	280	T9	$3,900.00
1980	73	73			146	Cut	$0.00
1982	74	74			148	Cut	$0.00
1983	72	70	74	72	288	T47	$1,027.42
1984	70	69	73	74	286	T39	$1,900.00
1985	72	67	74	72	285	T30	$2,971.43
1989	69	73	73	71	286	T16	$11,600.00
1990	69	71	76		216	T74	$1,880.00
1991	67	75	67	71	280	T31	$4,256.00
1992	73	69	72	68	282	T30	$6,975.00
1993	74	69			143	Cut	$0.00
1994	73	78			151	Cut	$0.00
					Total		*$34,509.85*

Mance, Joe (79.50)

Year	1st	2nd	3rd	4th	Total	Finish	Money
1960	76	83			159	Cut	$0.00
					Total		*$0.00*

Maness, Mark (75.00)

Year	1st	2nd	3rd	4th	Total	Finish	Money
1988	78	72			150	Cut	$0.00
					Total		*$0.00*

Mangrum, Lloyd (72.49)

Year	1st	2nd	3rd	4th	Total	Finish	Money
1946	67	73	71	72	283	T5	$650.00
1947	74	72	73	74	293	21	$100.00
1949	71	68	72	72	283	T8	$415.00
1951	70	72	69	70	281	T5	$606.66
1953	75	72	71	72	290	T23	$170.00
1954	73	67	76	75	291	T46	$0.00
1955	74	73	73		220	Cut	$0.00
1956	74	73	69	73	289	T29	$205.00
1957	74	74	72	71	291	T35	$91.25
1958	73	76			149	Cut	$0.00
1959	73	74	75	74	296	60	$50.00
1960	79	72			151	Cut	$0.00
					Total		*$2,287.91*

Mangrum, Ray (72.25)

Year	1st	2nd	3rd	4th	Total	Finish	Money
1946	74	74	72	69	289	T15	$152.50
					Total		*$152.50*

Mann, Bob (71.13)

Year	1st	2nd	3rd	4th	Total	Finish	Money
1978	72	72	73	73	290	T74	$0.00
1979	69	67	73	70	279	T34	$1,482.86
					Total		*$1,482.86*

Mann, Jack (73.71)

Year	1st	2nd	3rd	4th	Total	Finish	Money
1951	75	68	80	73	296	57	$0.00
1952	71	76	75	75	297	T31	$0.00
1954	76	69	74	70	289	T36	$135.00
1955	74	76			150	Cut	$0.00
					Total		*$135.00*

Marad, Dave (72.75)

Year	1st	2nd	3rd	4th	Total	Finish	Money
1972	77	70	72	70	289	T37	$622.20
1973	75	71	75	72	293	T50	$504.40
					Total		*$1,126.60*

Marino, Steve (72.63)

Year	1st	2nd	3rd	4th	Total	Finish	Money
2007	73	70	75	73	291	T69	$10,890.00
2008	71	73	72	74	290	T66	$11,480.00
					Total		*$22,370.00*

Markham, Bill (76.00)

Year	1st	2nd	3rd	4th	Total	Finish	Money
1950	77	79			156	T72	$0.00
1953	77	74	72	77	300	T64	$0.00
					Total		*$0.00*

Marlowe, Gary (77.50)

Year	1st	2nd	3rd	4th	Total	Finish	Money
1984	74	81			155	Cut	$0.00
					Total		*$0.00*

Marr, Dave (72.59)

Year	1st	2nd	3rd	4th	Total	Finish	Money
1952	75	75	80	84	314	60	$0.00
1957	75	74	69	72	290	T30	$176.00
1958	74	74	73	75	296	T54	$50.00
1959	71	69	74	74	288	T22	$410.00
1960	72	75	75	72	294	T41	$78.33
1961	70	71	69	74	284	T14	$900.00
1962	69	70	73	69	281	T5	$2,100.00
1963	72	69	71	71	283	T29	$400.00
1964	75	78			153	Cut	$0.00
1965	68	72	70	69	279	T7	$2,425.00
1966	72	69	73	73	287	T37	$503.00
1967	70	69	71	73	283	T11	$2,443.75
1968	72	73	72	79	296	T60	$0.00
1970	79	74			153	Cut	$0.00
1972	73	72	72	73	290	T42	$388.89
1974	71	70	72	71	284	T19	$1,553.57
1976	72	73			145	T57	$196.54
1977	68	75	73	73	289	T38	$760.00
1978	75	73			148	Cut	$0.00
1979	74	70			144	Cut	$0.00
					Total		*$12,385.08*

Marshall, Jim (73.00)

Year	1st	2nd	3rd	4th	Total	Finish	Money
1974	75	74			149	Cut	$0.00
1975	69	74	75	71	289	T53	$322.56
					Total		*$322.56*

Shell Houston Open
Player Records
1946 thru 2008

Marti, Fred (72.27)

Year	1st	2nd	3rd	4th	Total	Finish	Money
1961	73	76	71	73	293	T60	$0.00
1962	71	74	71	72	288	T34	$0.00
1963	70	68	75	72	285	T45	$0.00
1964	72	75	72	71	290	T36	$456.05
1965	71	70	71	75	287	T39	$337.50
1966	77	75			152	Cut	$0.00
1968	68	71	77	74	290	T45	$280.00
1970	72	67	77	74	290	T26	$880.00
1971	72	69	75	73	289	T26	$906.75
1972	74	73	68	78	293	T58	$227.28
1973	74	69	71	72	286	T12	$4,151.25
1974	75	74			149	Cut	$0.00
1976	69	77			146	T68	$196.54
1977	70	72	69	75	286	T25	$1,510.00
1978	69	69	69	75	282	T38	$820.00
1979	74	72			146	Cut	$0.00
1980	72	70	71	71	284	T66	$721.00
					Total		*$10,486.37*

Marti Jr, Elroy (74.25)

Year	1st	2nd	3rd	4th	Total	Finish	Money
1977	74	71	79	73	297	T71	$0.00
					Total		*$0.00*

Marti Sr, Elroy (73.77)

Year	1st	2nd	3rd	4th	Total	Finish	Money
1946	72	74	72	74	292	25	$0.00
1947	73	76	72	73	294	T23	$0.00
1949	73	71	73	78	295	T45	$0.00
1950	75	70	73	75	293	T31	$0.00
1951	71	71	74	73	289	T31	$0.00
1952	72	75	75	72	294	T19	$105.00
1953	76	71	74	73	294	T41	$0.00
1954	70	73	72	71	286	T21	$430.00
1955	70	72	70	70	282	T16	$475.00
1956	72	69	74	73	288	T21	$343.75
1957	72	72	72	73	289	T21	$377.50
1958	75	74			149	Cut	$0.00
1959	74	71	77	81	303	T64	$50.00
1960	78	80			158	Cut	$0.00
1961	72	74	73	78	297	67	$150.00
1962	75	75	77		227	Cut	$0.00
1963	75	74			149	Cut	$0.00
1964	81	84			165	Cut	$0.00
1965	74	77			151	Cut	$0.00
					Total		*$1,931.25*

Martin, Casey (71.00)

Year	1st	2nd	3rd	4th	Total	Finish	Money
2000	70	67	70	77	284	T45	$7,707.00
					Total		*$7,707.00*

Martin, Doug (71.88)

Year	1st	2nd	3rd	4th	Total	Finish	Money
1992	75	74			149	Cut	$0.00
1994	71	66	70	75	282	T16	$18,237.14
1995	71	72	75	69	287	T46	$3,640.00
1996	67	68	72	72	279	T5	$54,750.00
1997	76	69	72	70	287	T27	$11,360.00
1998	72	74	72	74	292	T65	$4,180.00
1999	74	75			149	Cut	$0.00
					Total		*$92,167.14*

Martin, Duffy (78.00)

Year	1st	2nd	3rd	4th	Total	Finish	Money
1954	78				78	WD	$0.00
					Total		*$0.00*

Martin, Iverson (75.11)

Year	1st	2nd	3rd	4th	Total	Finish	Money
1947	76	77	76		229	Cut	$0.00
1952	76	76			152	Cut	$0.00
1953	75	73	76	71	295	T47	$0.00
					Total		*$0.00*

Martin, Miguel (76.50)

Year	1st	2nd	3rd	4th	Total	Finish	Money
1989	74	79			153	Cut	$0.00
					Total		*$0.00*

Martindale, Bill (72.56)

Year	1st	2nd	3rd	4th	Total	Finish	Money
1964	75	71	69	73	288	T23	$756.55
1965	69	66	71	74	280	T11	$1,850.00
1966	73	71	78	74	296	65	$0.00
1967	74	76	76	71	297	T63	$0.00
					Total		*$2,606.55*

Marusic, Milon (73.20)

Year	1st	2nd	3rd	4th	Total	Finish	Money
1949	71	73	72	76	292	T35	$0.00
1950	77	72	76		225	T61	$0.00
1952	76	75			151	Cut	$0.00
1953	77	74	73	74	298	T61	$0.00
1954	71	77	73	71	292	T52	$0.00
1957	73	73	70	71	287	12	$900.00
1958	68	73	73	71	285	T7	$1,200.00
					Total		*$2,100.00*

Maruyama, Daisuke (71.25)

Year	1st	2nd	3rd	4th	Total	Finish	Money
2006	73	70	69	73	285	T34	$30,387.50
					Total		*$30,387.50*

Maruyama, Shigeki (70.25)

Year	1st	2nd	3rd	4th	Total	Finish	Money
2001	73	72	72	70	287	T22	$34,000.00
2002	68	71	66	70	275	T4	$176,000.00
					Total		*$210,000.00*

Massengale, Don (73.51)

Year	1st	2nd	3rd	4th	Total	Finish	Money
1960	73	76	78		227	Cut	$0.00
1961	71	69	74	71	285	T17	$700.00
1962	71	75	70	72	288	T34	$171.67
1963	71	71	73	70	285	T45	$110.00
1965	70	77			147	Cut	$0.00
1967	72	75	74	76	297	T63	$0.00
1968	78	74			152	Cut	$0.00
1974	72	75			147	Cut	$0.00
1976	70	71	73	78	292	T45	$584.00
1977	74	71	72	80	297	T71	$0.00
1978	74	73			147	Cut	$0.00
1985	80	76			156	Cut	$0.00
					Total		*$1,565.67*

Massengale, Donnie (74.50)

Year	1st	2nd	3rd	4th	Total	Finish	Money
1992	72	77			149	Cut	$0.00
					Total		*$0.00*

Massengale, Rik (72.27)

Year	1st	2nd	3rd	4th	Total	Finish	Money
1973	72	68	75	76	291	T33	$1,063.55
1974	75	71			146	Cut	$0.00
1975	71	70	73	69	283	T12	$2,571.43
1976	70	70	73	71	284	T13	$3,700.00
1977	73	70	71	71	285	T21	$1,960.00
1978	79	70			149	Cut	$0.00
1982	74	78			152	Cut	$0.00
					Total		*$9,294.98*

Masserlo, Jim (75.50)

Year	1st	2nd	3rd	4th	Total	Finish	Money
1974	74	74			148	Cut	$0.00
1976	72	77			149	Cut	$0.00
1977	76	80			156	Cut	$0.00
					Total		*$0.00*

Mast, Dick (72.29)

Year	1st	2nd	3rd	4th	Total	Finish	Money
1977	76	73			149	Cut	$0.00
1989	75	76			151	Cut	$0.00
1991	70	71	69	70	280	T31	$4,256.00
1992	72	74			146	Cut	$0.00
1994	67	76	69	74	286	T38	$5,070.00
1995	70	71	76		217	DQ	$0.00
					Total		*$9,326.00*

Mathews, William (76.50)

Year	1st	2nd	3rd	4th	Total	Finish	Money
1950	78	75			153	Cut	$0.00
					Total		*$0.00*

Mathisen, Harold (76.75)

Year	1st	2nd	3rd	4th	Total	Finish	Money
1950	77	72	75	83	307	59	$0.00
					Total		*$0.00*

Shell Houston Open
Player Records
1946 thru 2008

Matteson, Troy (76.50)

Year	1st	2nd	3rd	4th	Total	Finish	Money
2006	80	76			156	Cut	$0.00
2008	74	76			150	Cut	$0.00
				Total			$0.00

Matthews, Bill (76.00)

Year	1st	2nd	3rd	4th	Total	Finish	Money
1951	73	79			152	Cut	$0.00
				Total			$0.00

Matthews, Pete (74.50)

Year	1st	2nd	3rd	4th	Total	Finish	Money
1987	73	76			149	Cut	$0.00
				Total			$0.00

Mattiace, Len (72.07)

Year	1st	2nd	3rd	4th	Total	Finish	Money
1993	73	72			145	Cut	$0.00
1996	67	70	72	73	282	T14	$26,250.00
1997	72	78			150	Cut	$0.00
1999	72	69	78	74	293	T64	$5,250.00
2000	74	71			145	Cut	$0.00
2001	72	69	73	69	283	T6	$113,900.00
2002	72	69	74	71	286	T45	$11,440.00
2004	75	70	71	72	288	T29	$30,437.50
2005	72	69	72	77	290	T55	$11,450.00
				Total			$198,727.50

Mauney, Terry (72.00)

Year	1st	2nd	3rd	4th	Total	Finish	Money
1980	71	73			144	Cut	$0.00
				Total			$0.00

Mawhinney, Bill (75.50)

Year	1st	2nd	3rd	4th	Total	Finish	Money
1957	75	76			151	Cut	$0.00
				Total			$0.00

Maxwell, Billy (72.15)

Year	1st	2nd	3rd	4th	Total	Finish	Money
1952	77	73	75	73	298	T36	$0.00
1954	71	71	71	68	281	T7	$0.00
1955	74	71	70	71	286	T39	$46.00
1956	73	72	76	74	295	65	$0.00
1957	71	75	72	71	289	T21	$377.50
1958	72	74	74	79	299	T61	$50.00
1959	69	72	70	69	280	T8	$1,150.00
1960	67	72	74	72	285	T7	$1,450.00
1961	74	75	76		225	Cut	$0.00
1962	69	76	69	67	281	T5	$2,100.00
1963	71	67	70	73	281	24	$750.00
1964	68	71	72	77	288	T23	$756.55
1965	71	71	72	73	287	T39	$337.50
1966	71	75	71	71	288	T42	$305.00
1967	70	70	71	73	284	15	$2,070.00
1968	71	71	71	77	290	T45	$280.00
1970	74	73	69	72	288	T15	$1,653.57
1971	78	74			152	Cut	$0.00
1972	75	70	71	74	290	T42	$388.89
				Total			$11,715.01

Maxwell, Bobby (75.50)

Year	1st	2nd	3rd	4th	Total	Finish	Money
1957	76	75			151	Cut	$0.00
				Total			$0.00

May, Bob (71.65)

Year	1st	2nd	3rd	4th	Total	Finish	Money
1994	72	74			146	Cut	$0.00
2000	72	66	69	75	282	T29	$16,675.55
2001	75	76			151	Cut	$0.00
2002	72	70	73		215	WD	$0.00
2003	69	68	69	73	279	T21	$43,521.43
2006	74	71			145	Cut	$0.00
				Total			$60,196.98

Mayer, Dick (72.80)

Year	1st	2nd	3rd	4th	Total	Finish	Money
1951	70	74	73	74	291	T41	$0.00
1952	74	74	74	75	297	T31	$0.00
1953	72	72	72	73	289	T17	$285.00
1954	80	73			153	Cut	$0.00
1955	71	69	73	72	285	T32	$171.43
1959	75	75			150	Cut	$0.00
1961	75	74	70	72	291	T56	$150.00
1962	71	74	72	72	289	T41	$150.00
1963	71	74	69	69	283	T29	$400.00
1965	70	74	74	71	289	T51	$0.00
1968	76	71	73	75	295	T58	$0.00
				Total			$1,156.43

Mayfair, Billy (71.67)

Year	1st	2nd	3rd	4th	Total	Finish	Money
1989	80	75			155	Cut	$0.00
1990	70	72	69		211	T37	$4,200.00
1991	71	69	69	70	279	T25	$6,106.67
1992	70	75			145	Cut	$0.00
1993	72	69			141	Cut	$0.00
1994	72	81			153	Cut	$0.00
1996	74	75			149	Cut	$0.00
1997	72	75			147	Cut	$0.00
2000	71	68	72	72	283	T38	$11,480.00
2001	70	72	71	70	283	T6	$113,900.00
2004	74	71	72	71	288	T29	$30,437.50
2005	71	68	75	71	285	T28	$33,250.00
2007	73	71	72	72	288	T56	$12,265.00
2008	72	68	69	66	275	T4	$246,400.00
				Total			$458,039.17

Mayfield, Shelley (72.15)

Year	1st	2nd	3rd	4th	Total	Finish	Money
1950	74	75	74	73	296	43	$0.00
1951	71	73	70	66	280	4	$800.00
1952	76	75			151	Cut	$0.00
1953	71	71	70	71	283	T2	$1,950.00
1954	71	70	70	69	280	T3	$1,700.00
1955	72	69	68	69	278	T3	$2,000.00
1956	72	71	73	72	288	T21	$343.75
1957	76	75			151	Cut	$0.00
1958	75	70	80		225	Cut	$0.00
1963	74	75			149	Cut	$0.00
				Total			$6,793.75

Mazur, Pete (74.91)

Year	1st	2nd	3rd	4th	Total	Finish	Money
1957	74	77			151	Cut	$0.00
1958	68	71	77	78	294	T46	$50.00
1959	77	77			154	Cut	$0.00
1962	76	74	75		225	Cut	$0.00
				Total			$50.00

Mazza, John (72.00)

Year	1st	2nd	3rd	4th	Total	Finish	Money
1980	69	71	73	67	280	T39	$1,200.50
1982	71	81			152	Cut	$0.00
				Total			$1,200.50

McBee, Rives (75.50)

Year	1st	2nd	3rd	4th	Total	Finish	Money
1968	77	74			151	Cut	$0.00
				Total			$0.00

McCall, George (76.40)

Year	1st	2nd	3rd	4th	Total	Finish	Money
1953	75	77	83	72	307	71	$0.00
1954	75				75	WD	$0.00
				Total			$0.00

McCallister, Blaine (72.48)

Year	1st	2nd	3rd	4th	Total	Finish	Money
1982	74	79			153	Cut	$0.00
1983	76	81			157	Cut	$0.00
1986	74	70	78	72	294	T62	$1,070.00
1987	75	69	80	69	293	T60	$1,308.00
1988	70	70	70	72	282	T22	$6,498.33
1989	73	76			149	Cut	$0.00
1990	73	79			152	Cut	$0.00
1991	69	70	69	72	280	T31	$4,256.00
1992	69	69	69	70	277	T5	$45,600.00
1993	64	65	71		200	T3	$67,600.00
1994	74	73			147	Cut	$0.00
1995	69	71	68	77	285	T32	$7,264.44
1996	75	70			145	Cut	$0.00
1997	72	75			147	Cut	$0.00
1998	71	71	74	73	289	T47	$5,206.66
1999	74	76			150	Cut	$0.00
2000	69	74			143	Cut	$0.00
2001	75	72			147	Cut	$0.00
2002	74	71			145	Cut	$0.00
2003	72	70			142	Cut	$0.00
2004	74	70	74	71	289	T37	$22,000.00
2005	71	72	72	73	288	T46	$14,566.60
2006	71	68	76	73	288	T54	$12,540.00
2007	72	72	74	72	290	T66	$11,330.00
2008	85	74			159	Cut	$0.00
				Total			$199,240.03

McCallister, Bob (72.76)

Year	1st	2nd	3rd	4th	Total	Finish	Money
1960	73	78			151	Cut	$0.00
1961	73	75	74		222	Cut	$0.00
1962	73	76	71	71	291	T55	$150.00
1963	72	73	70	70	285	T45	$110.00
1964	72	72	70	74	288	T23	$756.55
				Total			$1,016.55

Shell Houston Open
Player Records
1946 thru 2008

McCarron, Scott (72.25)

Year	1st	2nd	3rd	4th	Total	Finish	Money
1995	71	77			148	Cut	$0.00
1996	75	71			146	Cut	$0.00
1997	72	74	68	70	284	T15	$25,600.00
1998	76	72			148	Cut	$0.00
2000	72	78			150	Cut	$0.00
2003	69	68	67	73	277	T13	$84,375.00
2004	74	73			147	Cut	$0.00
2005	71	67	76	75	289	T49	$12,216.60
2006	69	71	71	76	287	T44	$15,334.00
2008	73	74			147	Cut	$0.00
					Total		$137,525.60

McCash, Oscar (76.00)

Year	1st	2nd	3rd	4th	Total	Finish	Money
1965	75	77			152	Cut	$0.00
					Total		$0.00

McComish, John (74.58)

Year	1st	2nd	3rd	4th	Total	Finish	Money
1983	78	80			158	Cut	$0.00
1986	73	70	75	73	291	T48	$1,256.67
1987	72	72	78	76	298	71	$1,188.00
1989	75	73			148	Cut	$0.00
					Total		$2,444.67

McCommas, Hal (72.75)

Year	1st	2nd	3rd	4th	Total	Finish	Money
1963	72	72	73	71	288	T66	$0.00
1965	71	69	78	76	294	T67	$0.00
					Total		$0.00

McCord, Gary (72.13)

Year	1st	2nd	3rd	4th	Total	Finish	Money
1974	74	67	71	74	286	T31	$832.50
1976	78	74			152	Cut	$0.00
1979	67	71	67	74	279	T34	$1,482.85
1980	77	73			150	Cut	$0.00
1981	64	73	76		213	T53	$583.15
1982	75				75	WD	$0.00
1983	73	81			154	Cut	$0.00
1984	65	71	73	70	279	T6	$15,650.00
1985	71	71	71	74	287	T48	$1,242.86
1986	74	73			147	Cut	$0.00
1992	72	69	69	76	286	T58	$2,628.00
					Total		$22,419.36

McCreary, Dick (76.17)

Year	1st	2nd	3rd	4th	Total	Finish	Money
1947	75	75	76	79	305	T32	$0.00
1949	74	75			149	Cut	$0.00
1950	76	76	71	77	300	53	$0.00
1952	80				80	WD	$0.00
1953	80				80	DQ	$0.00
					Total		$0.00

McCreary, R. E. (71.88)

Year	1st	2nd	3rd	4th	Total	Finish	Money
1951	67	71	74	75	287	T23	$0.00
1954	74	71	72	71	288	T26	$0.00
					Total		$0.00

McCullough, Dave (77.50)

Year	1st	2nd	3rd	4th	Total	Finish	Money
1964	80	73	79	78	310	68	$0.00
					Total		$0.00

McCullough, Mike (72.50)

Year	1st	2nd	3rd	4th	Total	Finish	Money
1973	73	76	74	77	300	T74	$0.00
1974	75	69	74	73	291	T65	$251.25
1976	71	73	75	74	293	T50	$495.00
1978	74	68	67	70	279	T22	$1,780.00
1981	67	72	71		210	T34	$1,242.50
1983	69	76	71	74	290	T60	$868.00
1984	72	69	75	74	290	T59	$1,100.00
1986	79				79	WD	$0.00
1987	73	66	70	74	283	T17	$8,400.00
1988	74	76			150	Cut	$0.00
					Total		$14,136.75

McCumber, Mark (71.60)

Year	1st	2nd	3rd	4th	Total	Finish	Money
1979	70	73			143	Cut	$0.00
1980	71	76			147	Cut	$0.00
1991	70	73			143	Cut	$0.00
1994	70	69	70	74	283	T23	$12,480.00
					Total		$12,480.00

McDevitt, Dobie (75.89)

Year	1st	2nd	3rd	4th	Total	Finish	Money
1949	76	75			151	Cut	$0.00
1951	72	77	79		228	T66	$0.00
1953	80	72	75	77	304	70	$0.00
					Total		$0.00

McDonald, Ken (74.00)

Year	1st	2nd	3rd	4th	Total	Finish	Money
1989	71	77			148	Cut	$0.00
1996	75	73			148	Cut	$0.00
					Total		$0.00

McDowell, Graeme (73.17)

Year	1st	2nd	3rd	4th	Total	Finish	Money
2001	78	73			151	Cut	$0.00
2006	72	72	69	75	288	T54	$12,540.00
					Total		$12,540.00

McElmurray, E. B. (77.50)

Year	1st	2nd	3rd	4th	Total	Finish	Money
1954	74	81			155	Cut	$0.00
					Total		$0.00

McFadden, Tom (75.50)

Year	1st	2nd	3rd	4th	Total	Finish	Money
1962	73	78			151	Cut	$0.00
					Total		$0.00

McGee, Jerry (71.08)

Year	1st	2nd	3rd	4th	Total	Finish	Money
1971	74	74	70	68	286	T16	$1,937.50
1972	70	72	71	71	284	T13	$2,187.50
1973	72	71	73	75	291	T33	$1,063.55
1974	70	71	70	73	284	T19	$1,553.57
1975	67	71	74	73	285	T25	$1,110.00
1976	74	74			148	Cut	$196.54
1977	71	73	69	70	283	T11	$3,800.00
1978	73	68	68	69	278	T16	$2,700.00
1979	70	67	71	69	277	T21	$2,816.25
1980	71	72			143	Cut	$0.00
1981	69	73	71		213	T53	$583.16
					Total		$17,948.07

McGee, Mike (73.00)

Year	1st	2nd	3rd	4th	Total	Finish	Money
1987	74	72			146	Cut	$0.00
					Total		$0.00

McGinnis, Tommy (75.50)

Year	1st	2nd	3rd	4th	Total	Finish	Money
1973	73	78			151	Cut	$0.00
					Total		$0.00

McGovern, Jim (72.13)

Year	1st	2nd	3rd	4th	Total	Finish	Money
1991	71	73			144	Cut	$0.00
1992	69	71	68	73	281	T22	$10,530.00
1993	67	64	68		199	1	$234,000.00
1994	71	72	71	72	286	T38	$5,070.00
1995	68	76			144	Cut	$0.00
1996	71	72	72	74	289	T56	$3,330.00
1997	74	76			150	Cut	$0.00
1998	73	73	71	73	290	T53	$4,586.67
1999	74	78			152	Cut	$0.00
2000	71	67	72	75	285	T53	$6,392.00
2001	75	71			146	Cut	$0.00
2002	72	77			149	Cut	$0.00
2003	73	71			144	Cut	$0.00
2004	79	71			150	Cut	$0.00
2008	76				76	WD	$0.00
					Total		$263,908.67

McGowan, Jack (73.40)

Year	1st	2nd	3rd	4th	Total	Finish	Money
1963	77				77	DQ	$0.00
1966	71	73	70	74	288	T42	$305.00
1967	77	73			150	T75	$0.00
1968	69	72	75	77	293	T53	$0.00
1970	74	76	71	72	293	T38	$562.50
					Total		$867.50

McGowan, Pat (71.56)

Year	1st	2nd	3rd	4th	Total	Finish	Money
1978	72	69	72	67	280	T27	$1,420.00
1979	75	69			144	Cut	$0.00
1980	71	70	72	71	284	T66	$721.00
1982	71	71	69	71	282	T14	$6,125.00
1983	74	76			150	Cut	$0.00
1989	75	73			148	Cut	$0.00
					Total		$8,266.00

Shell Houston Open
Player Records
1946 thru 2008

McGuire, Paul (73.44)

Year	1st	2nd	3rd	4th	Total	Finish	Money
1951	75	74			149	Cut	$0.00
1953	76	75	76		227	Cut	$0.00
1954	73	69	71	68	281	T7	$1,050.00
1955	74	72	73		219	Cut	$0.00
1956	74	74	76		224	Cut	$0.00
1957	75	74	73		222	Cut	$0.00
					Total		$1,050.00

McIntire, Paul (73.00)

Year	1st	2nd	3rd	4th	Total	Finish	Money
1992	72	74			146	Cut	$0.00
					Total		$0.00

McKenzie, Bill (76.33)

Year	1st	2nd	3rd	4th	Total	Finish	Money
1988	75	73			148	Cut	$0.00
1994	77	76			153	Cut	$0.00
1998	77	80			157	Cut	$0.00
					Total		$0.00

McKenzie, David (74.00)

Year	1st	2nd	3rd	4th	Total	Finish	Money
2006	74	74			148	Cut	$0.00
					Total		$0.00

McLachlin, Parker (72.00)

Year	1st	2nd	3rd	4th	Total	Finish	Money
2007	74	70	73	70	287	T49	$13,325.70
2008	71	74			145	Cut	$0.00
					Total		$13,325.70

McLardy, Andrew (74.00)

Year	1st	2nd	3rd	4th	Total	Finish	Money
2001	73	75			148	Cut	$0.00
					Total		$0.00

McLean, James (72.00)

Year	1st	2nd	3rd	4th	Total	Finish	Money
2003	70	74			144	Cut	$0.00
					Total		$0.00

McLendon, H. C. (84.00)

Year	1st	2nd	3rd	4th	Total	Finish	Money
1947	84	84			168	Cut	$0.00
					Total		$0.00

McLendon, Mac (74.50)

Year	1st	2nd	3rd	4th	Total	Finish	Money
1970	79	80			159	Cut	$0.00
1972	72	73	75	78	298	T69	$227.27
1975	75	70			145	Cut	$0.00
1980	71	72			143	Cut	$0.00
					Total		$227.27

McMichael, Al (78.75)

Year	1st	2nd	3rd	4th	Total	Finish	Money
1954	76	78			154	Cut	$0.00
1955	83	76			159	Cut	$0.00
1960	81	79			160	Cut	$0.00
1963	82	75			157	Cut	$0.00
					Total		$0.00

McMullen, John (73.75)

Year	1st	2nd	3rd	4th	Total	Finish	Money
1958	77	71	74	73	295	T51	$50.00
					Total		$50.00

McMullin, Mal (76.00)

Year	1st	2nd	3rd	4th	Total	Finish	Money
1958	81	71			152	Cut	$0.00
					Total		$0.00

McNeill, George (72.60)

Year	1st	2nd	3rd	4th	Total	Finish	Money
2007	71	71	72	72	286	T42	$18,181.40
2008	77				77	WD	$0.00
					Total		$18,181.40

McNickle, Artie (73.75)

Year	1st	2nd	3rd	4th	Total	Finish	Money
1973	77	79			156	DQ	$0.00
1974	77	75			152	Cut	$0.00
1975	68	71	77	76	292	T66	$150.00
1978	70	69	74	72	285	T54	$440.00
					Total		$590.00

McNulty, Mark (72.50)

Year	1st	2nd	3rd	4th	Total	Finish	Money
1983	72	74	70	71	287	T36	$1,641.82
1989	73	75			148	Cut	$0.00
					Total		$1,641.82

McPartland, Terry (83.50)

Year	1st	2nd	3rd	4th	Total	Finish	Money
1983	85	82			167	Cut	$0.00
					Total		$0.00

McRoy, Spike (74.00)

Year	1st	2nd	3rd	4th	Total	Finish	Money
1997	78	72			150	Cut	$0.00
1998	72	75			147	Cut	$0.00
2003	75	72			147	Cut	$0.00
2004	73	75			148	Cut	$0.00
					Total		$0.00

McSpaden, Harold (72.25)

Year	1st	2nd	3rd	4th	Total	Finish	Money
1946	73	71	73	72	289	T19	$73.33
					Total		$73.33

Mediate, Rocco (72.52)

Year	1st	2nd	3rd	4th	Total	Finish	Money
1986	78	73			151	Cut	$0.00
1987	72	73	71	68	284	T22	$5,570.00
1988	70	72	71	74	287	T54	$1,610.00
1989	73	69	75	73	290	T34	$3,870.00
1990	71	70	74		215	T71	$1,960.00
1993	71	69	76		216	T77	$2,431.00
1995	71	81			152	Cut	$0.00
2007	69	77			146	Cut	$0.00
2008	72				72	WD	$0.00
					Total		$15,441.00

Medlin, Scott (76.00)

Year	1st	2nd	3rd	4th	Total	Finish	Money
1996	75	77			152	Cut	$0.00
					Total		$0.00

Melnyk, Steve (71.64)

Year	1st	2nd	3rd	4th	Total	Finish	Money
1972	75	76			151	Cut	$0.00
1973	69	75	72	71	287	T16	$3,280.00
1974	72	65	70	70	277	T2	$11,600.00
1976	74	70	75	69	288	T26	$1,390.00
1977	73	70	71	75	289	T38	$760.00
1979	71	72			143	Cut	$0.00
1980	72	74			146	Cut	$0.00
1981	72	70	67		209	T28	$1,745.63
1982	68	75	69	72	284	T25	$2,671.66
1983	71	74	73	72	290	T60	$868.00
					Total		$22,315.29

Menefee, Tod (74.90)

Year	1st	2nd	3rd	4th	Total	Finish	Money
1952	75	80			155	Cut	$0.00
1954	80	72			152	Cut	$0.00
1955	77	73			150	Cut	$0.00
1956	70	71	78	73	292	T48	$0.00
					Total		$0.00

Mengert, Al (73.00)

Year	1st	2nd	3rd	4th	Total	Finish	Money
1954	78	70	74	74	296	65	$0.00
1955	73	70	70	71	284	T27	$260.00
1956	71	73	77	71	292	T48	$0.00
1957	71	79			150	Cut	$0.00
					Total		$260.00

Menne, Bob (73.47)

Year	1st	2nd	3rd	4th	Total	Finish	Money
1970	77	77			154	Cut	$0.00
1972	69	74	72	73	288	T28	$821.00
1973	79				79	WD	$0.00
1974	71	70	72	76	289	T53	$333.83
1976	74	69	73	76	292	T45	$584.00
1977	74	73			147	Cut	$0.00
					Total		$1,738.83

Merrell, Hans (75.36)

Year	1st	2nd	3rd	4th	Total	Finish	Money
1954	74	76	78		228	Cut	$0.00
1956	74	72	83		229	Cut	$0.00
1957	75	71	77		223	Cut	$0.00
1958	71	78			149	Cut	$0.00
					Total		$0.00

Merrick, John (72.25)

Year	1st	2nd	3rd	4th	Total	Finish	Money
2007	72	73	74	76	295	T76	$10,285.00
2008	71	69	72	71	283	T26	$38,920.00
					Total		$49,205.00

Methvin, Sonny (72.75)

Year	1st	2nd	3rd	4th	Total	Finish	Money
1965	68	74	76	73	291	T57	$0.00
					Total		$0.00

Shell Houston Open
Player Records
1946 thru 2008

Metz, Craig (75.00)

Year	1st	2nd	3rd	4th	Total	Finish	Money
1972	75	78			153	Cut	$0.00
1981	74	73			147	Cut	$0.00
				Total			$0.00

Metz, Dick (71.58)

Year	1st	2nd	3rd	4th	Total	Finish	Money
1946	74	69	68	72	283	T5	$650.00
1949	71	73	70	72	286	T20	$82.50
1950	71	73	72	74	290	T23	$0.00
				Total			$732.50

Meyer, Dennis (72.50)

Year	1st	2nd	3rd	4th	Total	Finish	Money
1976	69	75	74	72	290	T36	$942.00
				Total			$942.00

Meyer, M. D. (77.25)

Year	1st	2nd	3rd	4th	Total	Finish	Money
1951	73	75	80	81	309	65	$0.00
				Total			$0.00

Meyerson, Eddie (76.00)

Year	1st	2nd	3rd	4th	Total	Finish	Money
1960	78	70	80		228	Cut	$0.00
				Total			$0.00

Miartuz, Chico (76.75)

Year	1st	2nd	3rd	4th	Total	Finish	Money
1961	76	77			153	Cut	$0.00
1963	74	80			154	Cut	$0.00
				Total			$0.00

Michals, Jay (81.50)

Year	1st	2nd	3rd	4th	Total	Finish	Money
1995	79	84			163	Cut	$0.00
				Total			$0.00

Micheel, Shaun (71.94)

Year	1st	2nd	3rd	4th	Total	Finish	Money
1994	72	68	74	74	288	T55	$2,925.00
1997	78	71			149	Cut	$0.00
2000	68	70	69	78	285	T53	$6,392.00
2001	72	71	68	81	292	T54	$7,718.00
2002	73	73			146	Cut	$0.00
2003	70	69	69	73	281	T31	$24,975.00
2005	73	71			144	Cut	$0.00
2006	73	70	73	73	289	T59	$11,770.00
2007	71	74	72	72	289	T62	$11,715.00
2008	71	72	71	69	283	T26	$38,920.00
				Total			$104,415.00

Mickelson, Phil (71.00)

Year	1st	2nd	3rd	4th	Total	Finish	Money
1995	71	75			146	Cut	$0.00
1998	71	75	72	68	286	T30	$12,150.00
2003	70	69	68	73	280	T28	$31,950.00
2008	72	68	71	71	282	T23	$53,760.00
				Total			$97,860.00

Middlecoff, Cary (71.35)

Year	1st	2nd	3rd	4th	Total	Finish	Money
1947	75	74	70	73	292	T16	$146.00
1949	68	64	71	70	273	2	$1,400.00
1950	71	66	69	71	277	1	$2,000.00
1952	73	71	70	73	287	T7	$550.00
1953	67	72	72	72	283	1	$4,000.00
1954	66	74	71	68	279	2	$3,200.00
1955	74	68	70	73	285	T32	$171.43
1957	74	76			150	Cut	$0.00
1959	67	70	71	71	279	T5	$1,400.00
1960	73	72	78		223	T64	$0.00
1963	71	69	71	73	284	T34	$170.00
1966	78	71			149	Cut	$0.00
1967	73	76	72		221	T74	$0.00
				Total			$13,037.43

Miles, Mike (78.00)

Year	1st	2nd	3rd	4th	Total	Finish	Money
1986	75	81			156	Cut	$0.00
				Total			$0.00

Miller, Allen (71.78)

Year	1st	2nd	3rd	4th	Total	Finish	Money
1972	74	72	70	69	285	T17	$1,562.50
1973	72	80			152	Cut	$0.00
1974	72	69	72	68	281	T9	$3,450.00
1975	70	69	74	76	289	T53	$322.55
1976	72	74			146	T68	$196.54
1977	72	69	74	71	286	T25	$1,510.00
1978	73	69	72	70	284	T49	$492.00
1979	75	69			144	Cut	$0.00
1981	74	71			145	Cut	$0.00
1982	71	69	72	72	284	T25	$2,671.66
1983	71	71	71	72	285	T23	$3,371.43
1984	70	73	68	73	284	T29	$3,043.75
1985	78				78	WD	$0.00
				Total			$16,620.43

Miller, Andy (71.00)

Year	1st	2nd	3rd	4th	Total	Finish	Money
2003	71	71			142	Cut	$0.00
				Total			$0.00

Miller, Brady (72.50)

Year	1st	2nd	3rd	4th	Total	Finish	Money
1978	73	72			145	Cut	$0.00
				Total			$0.00

Miller, Jesse (75.50)

Year	1st	2nd	3rd	4th	Total	Finish	Money
1972	76	75			151	Cut	$0.00
				Total			$0.00

Miller, Johnny (71.41)

Year	1st	2nd	3rd	4th	Total	Finish	Money
1970	76	74	70	67	287	T9	$2,600.00
1971	73	67	72	72	284	T10	$3,250.00
1976	73	74			147	Cut	$0.00
1978	72	71	70	68	281	T32	$1,106.67
1981	72	69	74		215	T69	$525.00
				Total			$7,481.67

Miller, Larry (76.50)

Year	1st	2nd	3rd	4th	Total	Finish	Money
1974	83	75			158	Cut	$0.00
1976	75	73			148	Cut	$0.00
				Total			$0.00

Miller, Lindy (72.40)

Year	1st	2nd	3rd	4th	Total	Finish	Money
1979	74	71			145	Cut	$0.00
1980	72	75			147	Cut	$0.00
1981	71	73			144	Cut	$0.00
1983	67	75	73	73	288	T47	$1,027.43
				Total			$1,027.43

Millet, Donald (76.00)

Year	1st	2nd	3rd	4th	Total	Finish	Money
1973	81	71			152	Cut	$0.00
				Total			$0.00

Mills, John (75.17)

Year	1st	2nd	3rd	4th	Total	Finish	Money
1971	73	77	72	78	300	T70	$0.00
1972	73	78			151	Cut	$0.00
				Total			$0.00

Mills, Jon (72.50)

Year	1st	2nd	3rd	4th	Total	Finish	Money
2006	74	71			145	Cut	$0.00
2008	72	73			145	Cut	$0.00
				Total			$0.00

Milt, Ronald (77.50)

Year	1st	2nd	3rd	4th	Total	Finish	Money
1960	79	76			155	Cut	$0.00
				Total			$0.00

Milward, Jim (74.00)

Year	1st	2nd	3rd	4th	Total	Finish	Money
1949	74	72	71	76	293	T39	$0.00
1950	76	77			153	Cut	$0.00
1951	72	74	74		220	T66	$0.00
				Total			$0.00

Mims, C. B. (74.50)

Year	1st	2nd	3rd	4th	Total	Finish	Money
1949	76	73			149	Cut	$0.00
				Total			$0.00

Mitchell, Bobby (74.22)

Year	1st	2nd	3rd	4th	Total	Finish	Money
1970	73	75	77	73	298	T53	$268.33
1971	74	73	69	80	296	T58	$217.39
1972	71	76	75	75	297	68	$227.27
1975	71	71	70	72	284	T19	$1,605.00
1976	72	77			149	Cut	$0.00
1978	77	78			155	Cut	$0.00
1979	72	72			144	Cut	$0.00
1981	84				84	DQ	$0.00
				Total			$2,317.99

Shell Houston Open
Player Records
1946 thru 2008

Mitchell, Eugene (77.50)

Year	1st	2nd	3rd	4th	Total	Finish	Money
1963	77	81			158	Cut	$0.00
1965	74	78			152	Cut	$0.00
				Total			$0.00

Mitchell, Jeff (72.71)

Year	1st	2nd	3rd	4th	Total	Finish	Money
1977	73	73	75	71	292	T56	$415.00
1978	75	72			147	Cut	$0.00
1979	68	75			143	Cut	$0.00
1981	73	70			143	Cut	$0.00
1983	76	72			148	Cut	$0.00
1984	69	76			145	Cut	$0.00
				Total			$415.00

Mitchell, Mike (74.00)

Year	1st	2nd	3rd	4th	Total	Finish	Money
1967	72	75	78	78	303	T71	$0.00
1975	69	73	72	75	289	T53	$322.55
				Total			$322.55

Miyamoto, Katsumasa (72.00)

Year	1st	2nd	3rd	4th	Total	Finish	Money
1999	72	72			144	WD	$0.00
				Total			$0.00

Miyase, Hirofumi (75.50)

Year	1st	2nd	3rd	4th	Total	Finish	Money
2004	73	78			151	Cut	$0.00
				Total			$0.00

Mize, Larry (71.21)

Year	1st	2nd	3rd	4th	Total	Finish	Money
1982	79	75			154	Cut	$0.00
1983	71	71	74	66	282	T6	$11,685.71
1987	70	69	76	69	284	T22	$5,570.00
1988	70	73	75	72	290	T62	$1,498.00
1990	68	69	68		205	T3	$39,062.50
1991	72	69	69	68	278	T18	$9,737.15
1993	68	64	69		201	6	$46,800.00
1997	75	71	71	76	293	T58	$3,536.00
1999	70	70	71	73	284	T10	$53,571.43
2000	72	65	72	73	282	T29	$16,675.55
2002	72	78			150	Cut	$0.00
2006	73	69	72	74	288	T54	$12,540.00
				Total			$200,676.34

Mizumaki, Yoshinori (71.50)

Year	1st	2nd	3rd	4th	Total	Finish	Money
1994	68	72	73	73	286	T38	$5,070.00
				Total			$5,070.00

Moe, Kris (76.00)

Year	1st	2nd	3rd	4th	Total	Finish	Money
1986	74	78			152	Cut	$0.00
				Total			$0.00

Moehling, Ed (74.00)

Year	1st	2nd	3rd	4th	Total	Finish	Money
1963	75	73			148	Cut	$0.00
				Total			$0.00

Moers, Robert (80.00)

Year	1st	2nd	3rd	4th	Total	Finish	Money
1950	80				80	WD	$0.00
				Total			$0.00

Mogg, Brian (73.25)

Year	1st	2nd	3rd	4th	Total	Finish	Money
1986	73	71	74	79	297	T68	$1,015.00
1988	69	70	75	75	289	T59	$1,540.00
				Total			$2,555.00

Molder, Bryce (74.50)

Year	1st	2nd	3rd	4th	Total	Finish	Money
2007	76	73			149	Cut	$0.00
				Total			$0.00

Molina, Florentino (73.58)

Year	1st	2nd	3rd	4th	Total	Finish	Money
1975	73	71	74	74	292	T66	$150.00
1976	71	79			150	Cut	$0.00
1978	77	80			157	Cut	$0.00
1979	71	70	72	71	284	T63	$633.00
				Total			$783.00

Mollica, Tony (77.50)

Year	1st	2nd	3rd	4th	Total	Finish	Money
1997	81	74			155	Cut	$0.00
				Total			$0.00

Moncrief, Bob (75.50)

Year	1st	2nd	3rd	4th	Total	Finish	Money
1950	82				82	Cut	$0.00
1953	85	74			159	Cut	$0.00
1954	74	70	75	73	292	T52	$0.00
1962	73	73	76		222	Cut	$0.00
				Total			$0.00

Montgomerie, Colin (72.00)

Year	1st	2nd	3rd	4th	Total	Finish	Money
2002	72	71	74	71	288	T56	$8,960.00
				Total			$8,960.00

Montgomery, Jack (73.56)

Year	1st	2nd	3rd	4th	Total	Finish	Money
1965	72	72	71	71	286	T32	$525.00
1968	71	69	71	73	284	T18	$1,300.00
1970	72	73	70	73	288	T15	$1,653.57
1971	74	80			154	Cut	$0.00
1976	73	81			154	Cut	$0.00
1978	78	80			158	Cut	$0.00
				Total			$3,478.57

Monti, Eric (71.75)

Year	1st	2nd	3rd	4th	Total	Finish	Money
1949	69	74	75	73	291	T32	$0.00
1950	75	74	66	71	286	T8	$348.00
1955	69	74	69	72	284	T27	$260.00
				Total			$608.00

Moody, Griff (71.50)

Year	1st	2nd	3rd	4th	Total	Finish	Money
1984	70	70	75	71	286	T39	$1,900.00
				Total			$1,900.00

Moody, Orville (72.50)

Year	1st	2nd	3rd	4th	Total	Finish	Money
1970	74	71	77	72	294	T42	$475.00
1971	76	73	74	71	294	T49	$260.60
1972	75	75			150	Cut	$0.00
1973	77	72	76	77	302	T78	$0.00
1974	74	70	66	74	284	T19	$1,553.57
1977	77	74			151	Cut	$0.00
1978	67	68	70	73	278	T16	$2,700.00
1979	72	64	67	69	272	T3	$14,400.00
1980	70	74			144	Cut	$0.00
1983	76	75			151	Cut	$0.00
				Total			$19,389.17

Mooney, Jim (78.50)

Year	1st	2nd	3rd	4th	Total	Finish	Money
1965	81	76			157	Cut	$0.00
				Total			$0.00

Mooney, Mitch (72.75)

Year	1st	2nd	3rd	4th	Total	Finish	Money
1980	70	71	76	74	291	82	$616.00
				Total			$616.00

Moore, Matt (75.33)

Year	1st	2nd	3rd	4th	Total	Finish	Money
1953	74	76	76		226	Cut	$0.00
				Total			$0.00

Moore, Parker (72.50)

Year	1st	2nd	3rd	4th	Total	Finish	Money
1978	72	72	72	74	290	T74	$0.00
				Total			$0.00

Moore, Patrick (75.50)

Year	1st	2nd	3rd	4th	Total	Finish	Money
2004	77	74			151	Cut	$0.00
				Total			$0.00

Moore, Ryan (73.50)

Year	1st	2nd	3rd	4th	Total	Finish	Money
2007	71	76			147	Cut	$0.00
				Total			$0.00

Moore, Tommy (72.33)

Year	1st	2nd	3rd	4th	Total	Finish	Money
1990	73	72			145	Cut	$0.00
1991	74	69			143	Cut	$0.00
1994	73	73			146	Cut	$0.00
				Total			$0.00

Moore Jr, Joe (75.09)

Year	1st	2nd	3rd	4th	Total	Finish	Money
1946	77	76	72	76	301	34	$0.00
1950	75	76			151	Cut	$0.00
1951	73	70	76	73	292	T45	$0.00
1952	76	83			159	Cut	$0.00
1953	77	74	78		229	Cut	$0.00
1954	69	74	74	73	290	T44	$0.00
1955	73	76			149	Cut	$0.00
1957	77	79			156	Cut	$0.00
				Total			$0.00

Shell Houston Open
Player Records
1946 thru 2008

Morales, Wilfredo (74.00)

Year	1st	2nd	3rd	4th	Total	Finish	Money
2003	73	75			148	Cut	$0.00
					Total		$0.00

Moran, Paul (73.00)

Year	1st	2nd	3rd	4th	Total	Finish	Money
1972	75	70	76	73	294	T61	$227.27
1974	68	74	72	76	290	T59	$288.67
1977	71	71	77	73	292	T56	$415.00
					Total		$930.94

Moresco, Joe (75.00)

Year	1st	2nd	3rd	4th	Total	Finish	Money
1959	75	75			150	Cut	$0.00
					Total		$0.00

Morey, Dale (75.75)

Year	1st	2nd	3rd	4th	Total	Finish	Money
1952	73	77			150	T67	$0.00
1953	77	76			153	Cut	$0.00
					Total		$0.00

Morgan, Gil (70.75)

Year	1st	2nd	3rd	4th	Total	Finish	Money
1975	70	68	67	70	275	2	$17,100.00
1976	71	70	71	71	283	T10	$4,600.00
1977	72	71	73	72	288	T34	$1,055.00
1978	71	69	70	69	279	T22	$1,780.00
1980	65	72	78	67	282	T56	$784.00
1982	72	67	70	77	286	T36	$1,542.12
1983	70	74	72	71	287	T36	$1,641.81
1984	69	69	73	71	282	T21	$5,200.00
1985	75	69	72	82	298	T73	$975.00
1986	70	73	71	72	286	T24	$4,050.00
1988	73	73			146	Cut	$0.00
1989	70	77	69	68	284	T9	$21,600.00
1990	67	70	67		204	2	$108,000.00
1992	70	72	71	67	280	T14	$18,600.00
1993	67	70	69		206	T20	$14,083.33
1994	70	71	72	66	279	T7	$40,516.67
1995	73	70	67	73	283	T19	$15,225.00
					Total		$256,752.93

Morgan, John (75.25)

Year	1st	2nd	3rd	4th	Total	Finish	Money
1973	80	76			156	Cut	$0.00
2003	68	77			145	Cut	$0.00
					Total		$0.00

Morland, David (72.13)

Year	1st	2nd	3rd	4th	Total	Finish	Money
2000	70	70	73	75	288	T67	$5,656.00
2001	72	69	72	76	289	T35	$16,405.00
					Total		$22,061.00

Morland IV, David (75.00)

Year	1st	2nd	3rd	4th	Total	Finish	Money
2004	76	74			150	Cut	$0.00
					Total		$0.00

Morley, Mike (71.67)

Year	1st	2nd	3rd	4th	Total	Finish	Money
1972	71	77			148	Cut	$0.00
1973	77	70	70	74	291	T33	$1,063.55
1974	72	73	69	76	290	T59	$288.66
1975	70	71	74	70	285	T25	$1,110.00
1976	72	73			145	T57	$196.54
1977	75	70	74	72	291	T52	$465.00
1979	70	68	70	69	277	T21	$2,816.25
1980	70	73			143	Cut	$0.00
1981	70	66	68		204	T9	$7,350.00
1982	76				76	WD	$0.00
					Total		$13,290.00

Morris, Randy (75.50)

Year	1st	2nd	3rd	4th	Total	Finish	Money
1973	78	73			151	Cut	$0.00
					Total		$0.00

Morrow, Rodney (73.00)

Year	1st	2nd	3rd	4th	Total	Finish	Money
1980	74	72			146	Cut	$0.00
					Total		$0.00

Morrow, Tommy (72.50)

Year	1st	2nd	3rd	4th	Total	Finish	Money
1964	77	72	71	73	293	T46	$119.04
1965	72	72	74	69	287	T39	$337.50
					Total		$456.54

Morse, John (71.18)

Year	1st	2nd	3rd	4th	Total	Finish	Money
1994	71	70	69	72	282	T16	$18,237.14
1995	73				73	DQ	$0.00
1996	73	69	71	71	284	T21	$13,350.00
1997	68	74	69	71	282	T8	$43,200.00
1998	69	76	72	72	289	T47	$5,206.66
					Total		$79,993.80

Mosel, Stan (74.80)

Year	1st	2nd	3rd	4th	Total	Finish	Money
1955	74	74	76	74	298	72	$0.00
1957	75	70	74	77	296	T63	$50.00
1958	78	76			154	Cut	$0.00
					Total		$50.00

Moss, Perry (71.86)

Year	1st	2nd	3rd	4th	Total	Finish	Money
1993	72	66	71		209	T41	$4,115.10
1999	69	74	76	75	294	67	$5,150.00
					Total		$9,265.10

Mowlds, Jerry (71.75)

Year	1st	2nd	3rd	4th	Total	Finish	Money
1965	73	71	72	71	287	T39	$337.50
					Total		$337.50

Mowry, Larry (76.40)

Year	1st	2nd	3rd	4th	Total	Finish	Money
1960	69	79	78		226	Cut	$0.00
1972	76	80			156	Cut	$0.00
					Total		$0.00

Mubday, Rod (76.00)

Year	1st	2nd	3rd	4th	Total	Finish	Money
1949	75	77			152	Cut	$0.00
					Total		$0.00

Mucci, Toney (80.00)

Year	1st	2nd	3rd	4th	Total	Finish	Money
1951	80				80	Cut	$0.00
					Total		$0.00

Mudd, Jodie (72.50)

Year	1st	2nd	3rd	4th	Total	Finish	Money
1982	67	74	72	73	286	T36	$1,542.13
1983	74	76			150	Cut	$0.00
1985	70	74	71	77	292	67	$1,040.00
1993	69	73			142	Cut	$0.00
					Total		$2,582.13

Muehr, Michael (73.25)

Year	1st	2nd	3rd	4th	Total	Finish	Money
2001	76	73			149	Cut	$0.00
2002	71	73			144	Cut	$0.00
					Total		$0.00

Mueller, S. J. (85.50)

Year	1st	2nd	3rd	4th	Total	Finish	Money
1951	83	88			171	Cut	$0.00
					Total		$0.00

Mullins, Moon (75.29)

Year	1st	2nd	3rd	4th	Total	Finish	Money
1961	75	74	82		231	Cut	$0.00
1963	69	76	78	73	296	86	$0.00
					Total		$0.00

Muncrief, Kevin (75.50)

Year	1st	2nd	3rd	4th	Total	Finish	Money
2004	74	77			151	Cut	$0.00
					Total		$0.00

Munday, Rod (71.00)

Year	1st	2nd	3rd	4th	Total	Finish	Money
1950	71	69	69	75	284	T4	$700.00
					Total		$700.00

Murchison, Bill (75.00)

Year	1st	2nd	3rd	4th	Total	Finish	Money
1983	78	72			150	Cut	$0.00
					Total		$0.00

Shell Houston Open
Player Records
1946 thru 2008

Murphy, Bob (71.63)

Year	1st	2nd	3rd	4th	Total	Finish	Money
1968	69	71	73	71	284	T18	$1,300.00
1970	72	72	71	72	287	T9	$2,600.00
1971	69	73	68	71	281	T3	$7,350.00
1972	73	73	71		217	DQ75	$0.00
1973	76	77			153	Cut	$0.00
1976	70	75			145	T57	$196.54
1978	66	66	70	70	272	T3	$11,800.00
1979	68	73	71	67	279	T34	$1,482.86
1980	70	71	72	67	280	T39	$1,200.50
1981	71	70	73		214	T66	$540.75
1982	72	73			145	Cut	$0.00
1983	71	69	78	75	293	T71	$788.00
1984	71	67	74	79	291	62	$1,080.00
1985	71	68	73	67	279	T4	$19,687.50
1986	73	75			148	Cut	$0.00
1987	74	71	76	75	296	T66	$1,236.00
1988	80	67			147	Cut	$0.00
					Total		$49,262.15

Murphy, Sean (74.19)

Year	1st	2nd	3rd	4th	Total	Finish	Money
1990	71	74			145	Cut	$0.00
1991	70	72	76	74	292	T78	$1,456.00
1994	76	75			151	Cut	$0.00
1996	74	79			153	Cut	$0.00
1999	73	74			147	Cut	$0.00
2000	70	73			143	Cut	$0.00
2001	78	78			156	Cut	$0.00
					Total		$1,456.00

Murray, Al (71.00)

Year	1st	2nd	3rd	4th	Total	Finish	Money
1963	69	72	70	73	284	T34	$170.00
					Total		$170.00

Myles Jr, Reggie (75.00)

Year	1st	2nd	3rd	4th	Total	Finish	Money
1958	76	74			150	Cut	$0.00
					Total		$0.00

Na, Kevin (71.77)

Year	1st	2nd	3rd	4th	Total	Finish	Money
2004	72	70	72	72	286	T19	$52,611.11
2005	71	69	71	76	287	T39	$19,500.00
2006	77				77	WD	$0.00
2008	76	68	68	71	283	T26	$38,920.00
					Total		$111,031.11

Nagle, Kel (72.28)

Year	1st	2nd	3rd	4th	Total	Finish	Money
1960	71	75	74	77	297	T54	$72.00
1961	72	75	69	71	287	T26	$284.17
1962	70	76	69	71	286	T17	$800.00
1963	70	70	74	72	286	T52	$36.67
1964	73	70	71	71	285	T14	$1,135.72
1965	71	72	70	71	284	T25	$743.75
1967	75	73	80	73	301	70	$0.00
1968	70	72	74	71	287	T33	$600.00
					Total		$3,672.31

Nakajima, Tommy (78.33)

Year	1st	2nd	3rd	4th	Total	Finish	Money
1988	84				84	WD	$0.00
1989	76	75			151	Cut	$0.00
					Total		$0.00

Nakamura, Tatsuaki (76.50)

Year	1st	2nd	3rd	4th	Total	Finish	Money
2002	71	82			153	Cut	$0.00
					Total		$0.00

Narro, Karl (74.50)

Year	1st	2nd	3rd	4th	Total	Finish	Money
1982	71	78			149	Cut	$0.00
					Total		$0.00

Nary, Bill (72.56)

Year	1st	2nd	3rd	4th	Total	Finish	Money
1949	72	73	72	68	285	T16	$140.00
1950	69	75	71	77	292	T27	$0.00
1951	69	70	74	71	284	14	$210.00
1952	71	71	78	69	289	T9	$390.00
1953	70	71	71	71	283	T5	$1,100.00
1954	68	72	72	70	282	T10	$850.00
1955	71	73	72	75	291	66	$0.00
1956	75	72	80		227	Cut	$0.00
1957	79	70	77		226	Cut	$0.00
1958	78	75			153	Cut	$0.00
					Total		$2,690.00

Nash, Lewis (81.00)

Year	1st	2nd	3rd	4th	Total	Finish	Money
1947	81				81	Cut	$0.00
					Total		$0.00

Nauts, Dick (78.50)

Year	1st	2nd	3rd	4th	Total	Finish	Money
1946	74	80	82	79	315	37	$0.00
1947	82	80	82	79	323	T51	$0.00
1949	75	79			154	Cut	$0.00
1950	79	78			157	Cut	$0.00
1951	71	79			150	Cut	$0.00
					Total		$0.00

Neal, Earl (81.00)

Year	1st	2nd	3rd	4th	Total	Finish	Money
1947	81				81	Cut	$0.00
					Total		$0.00

Neal, Tommy (78.25)

Year	1st	2nd	3rd	4th	Total	Finish	Money
1947	78	76	79	80	313	T44	$0.00
					Total		$0.00

Neist, Ted (72.00)

Year	1st	2nd	3rd	4th	Total	Finish	Money
1949	72	72			144	WD	$0.00
					Total		$0.00

Nelford, Jim (71.59)

Year	1st	2nd	3rd	4th	Total	Finish	Money
1978	72	69	75	73	289	T70	$75.00
1980	67	73	70	70	280	T39	$1,200.50
1982	74	73			147	Cut	$0.00
1983	66	72	71	73	282	T6	$11,685.72
1985	74	75			149	Cut	$0.00
1987	73	74			147	Cut	$0.00
1988	74	68	71	68	281	T15	$10,500.00
					Total		$23,461.22

Nelson, Art (78.75)

Year	1st	2nd	3rd	4th	Total	Finish	Money
1954	79	76	78	82	315	72	$0.00
					Total		$0.00

Nelson, Byron (68.50)

Year	1st	2nd	3rd	4th	Total	Finish	Money
1946	70	69	67	68	274	1	$2,000.00
					Total		$2,000.00

Nelson, Larry (70.67)

Year	1st	2nd	3rd	4th	Total	Finish	Money
1974	71	71	74	70	286	T31	$832.50
1975	68	71	70	70	279	T5	$5,193.75
1976	74	74			148	Cut	$0.00
1977	74	71	71	68	284	T17	$2,700.00
1978	69	70	73	67	279	T22	$1,780.00
1981	71	70	67		208	T23	$2,336.25
					Total		$12,842.50

Nelson, Rocky (77.50)

Year	1st	2nd	3rd	4th	Total	Finish	Money
1976	76	79			155	Cut	$0.00
					Total		$0.00

Nesmith, Willard (84.00)

Year	1st	2nd	3rd	4th	Total	Finish	Money
1947	81	87			168	Cut	$0.00
					Total		$0.00

Nevil, Dwight (73.14)

Year	1st	2nd	3rd	4th	Total	Finish	Money
1972	74	70	73	73	290	T42	$388.89
1973	76	76			152	Cut	$0.00
1974	69	74	73	74	290	T59	$288.67
1977	70	77			147	Cut	$0.00
1978	75	70			145	Cut	$0.00
					Total		$677.56

Newell Jr, Frank (78.00)

Year	1st	2nd	3rd	4th	Total	Finish	Money
1953	78				78	DQ	$0.00
					Total		$0.00

Newquist, Dave (75.00)

Year	1st	2nd	3rd	4th	Total	Finish	Money
1976	77	73			150	Cut	$0.00
					Total		$0.00

Shell Houston Open
Player Records
1946 thru 2008

Newton, Jack (72.00)

Year	1st	2nd	3rd	4th	Total	Finish	Money
1978	76	70			146	Cut	$0.00
1980	67	68	71	69	275	T17	$5,425.00
1981	74	73			147	Cut	$0.00
1982	71	72	75	78	296	68	$714.00
					Total		$6,139.00

Nichols, Bobby (71.77)

Year	1st	2nd	3rd	4th	Total	Finish	Money
1960	71	75	73	72	291	T29	$274.28
1961	74	73	70	72	289	T44	$150.00
1962	68	69	71	70	278	1	$9,000.00
1963	71	68	67	73	279	T11	$1,242.85
1964	70	75	68	70	283	T9	$1,569.05
1965	67	69	67	70	273	1	$12,000.00
1966	73	67	69	73	282	T15	$2,000.00
1967	71	77	74	77	299	T65	$0.00
1968	74	78			152	Cut	$0.00
1972	73	78			151	Cut	$0.00
1973	73	74	71	69	287	T16	$3,280.00
1975	70	74	70	69	283	T12	$2,571.43
1976	72	69	71	76	288	T26	$1,390.00
1978	68	74	74	71	287	T63	$365.00
1980	74	70			144	Cut	$0.00
1981	69	72	72		213	T53	$583.15
1983	78				78	WD	$0.00
1984	71	73			144	Cut	$0.00
1985	77				77	WD	$0.00
					Total		$34,425.76

Nicklaus, Gary (71.67)

Year	1st	2nd	3rd	4th	Total	Finish	Money
1993	71	70			141	Cut	$0.00
2000	70	73			143	Cut	$0.00
2001	71	75			146	Cut	$0.00
					Total		$0.00

Nicklaus, Jack (70.47)

Year	1st	2nd	3rd	4th	Total	Finish	Money
1962	68	70	68	72	278	T2	$3,800.00
1963	65	69	68	71	273	4	$3,000.00
1964	76	66	66	71	279	2	$4,119.05
1966	69	71	70	74	284	T19	$1,197.22
1967	77	71	72	71	291	T38	$553.92
1968	65	69	72	72	278	4	$5,000.00
1977	69	75	67	71	282	T6	$5,980.00
1986	72	73	72	73	290	T42	$1,700.00
					Total		$25,350.19

Nicolette, Mike (72.27)

Year	1st	2nd	3rd	4th	Total	Finish	Money
1980	77	72			149	Cut	$0.00
1981	73	65	78		216	T72	$511.87
1982	71	71	72	71	285	T31	$2,075.60
1983	69	74	74	70	287	T36	$1,641.82
1985	67	74	71	76	288	T55	$1,135.00
1986	78				78	WD	$0.00
1987	73	71	71	72	287	T36	$2,826.00
					Total		$8,190.29

Nielsen, Lonnie (73.38)

Year	1st	2nd	3rd	4th	Total	Finish	Money
1978	73	77			150	Cut	$0.00
1979	73	71			144	Cut	$0.00
1980	72	73			145	Cut	$0.00
1981	74	74			148	Cut	$0.00
					Total		$0.00

Nieporte, Tom (72.16)

Year	1st	2nd	3rd	4th	Total	Finish	Money
1957	71	78	72		221	Cut	$0.00
1958	71	74	71	73	289	T18	$570.00
1959	72	71	72	72	287	T20	$530.00
1960	69	73	71	74	287	T13	$852.00
1961	71	74	73	69	287	T26	$284.17
					Total		$2,236.17

Nobilo, Frank (72.17)

Year	1st	2nd	3rd	4th	Total	Finish	Money
1997	76	74			150	Cut	$0.00
1999	74	73			147	Cut	$0.00
2000	69	73	73	73	288	T67	$5,656.00
2002	70	70	70	71	281	T17	$54,133.34
					Total		$59,789.34

Nolan, Keith (72.33)

Year	1st	2nd	3rd	4th	Total	Finish	Money
1998	70	76	72	71	289	T47	$5,206.67
2000	70	75			145	Cut	$0.00
					Total		$5,206.67

Norman, Greg (70.10)

Year	1st	2nd	3rd	4th	Total	Finish	Money
1984	68	71	70	74	283	T26	$3,850.00
1987	73	72	74	65	284	T22	$5,570.00
1988	65	70	68	67	270	2	$75,600.00
1991	71	71	69	72	283	T58	$1,736.00
2002	70	68	68	76	282	T23	$33,714.28
					Total		$120,470.28

Norris, Tim (73.50)

Year	1st	2nd	3rd	4th	Total	Finish	Money
1983	77	72			149	Cut	$0.00
1984	73	67	73	72	285	T37	$2,400.00
1985	80	74			154	Cut	$0.00
1986	70	72	72	74	288	T33	$2,825.33
1987	74	69	75	72	290	T51	$1,458.00
1989	76	81			157	Cut	$0.00
					Total		$6,683.33

North, Andy (71.76)

Year	1st	2nd	3rd	4th	Total	Finish	Money
1973	74	77			151	Cut	$0.00
1974	73	68	67	69	277	T2	$11,600.00
1975	70	72	74	71	287	T41	$510.00
1976	73	68	75	75	291	T41	$760.00
1977	71	70	69	71	281	T4	$8,800.00
1979	69	72	69	70	280	T41	$1,110.00
1980	73	68	68	71	280	T39	$1,200.50
1981	74	74			148	Cut	$0.00
1982	71	70	71	74	286	T36	$1,542.12
1983	74	77			151	Cut	$0.00
1985	74	74			148	Cut	$0.00
1991	72	75			147	Cut	$0.00
					Total		$25,522.62

Northcutt, Billy (88.50)

Year	1st	2nd	3rd	4th	Total	Finish	Money
1986	93	84			177	Cut	$0.00
					Total		$0.00

Norton, Al (77.00)

Year	1st	2nd	3rd	4th	Total	Finish	Money
1951	79	75			154	Cut	$0.00
					Total		$0.00

Norton, Bryan (69.00)

Year	1st	2nd	3rd	4th	Total	Finish	Money
1991	70	70	69	67	276	T7	$23,280.00
					Total		$23,280.00

Norton, Morris (80.50)

Year	1st	2nd	3rd	4th	Total	Finish	Money
1950	80	81			161	Cut	$0.00
					Total		$0.00

Novak, Vern (74.80)

Year	1st	2nd	3rd	4th	Total	Finish	Money
1974	74	70	72	75	291	T65	$251.25
1976	75	74			149	Cut	$0.00
1979	78	73			151	Cut	$0.00
1986	78	79			157	Cut	$0.00
					Total		$251.25

Nowak, Eddie (74.25)

Year	1st	2nd	3rd	4th	Total	Finish	Money
1950	75	73	75	74	297	T44	$0.00
					Total		$0.00

Nuckolls, Rod (72.20)

Year	1st	2nd	3rd	4th	Total	Finish	Money
1981	74	68	71		213	T53	$583.16
1983	77	71			148	Cut	$0.00
					Total		$583.16

Nutt, Brett (75.50)

Year	1st	2nd	3rd	4th	Total	Finish	Money
2000	76	74			150	Cut	$0.00
2001	75	77			152	Cut	$0.00
					Total		$0.00

Shell Houston Open
Player Records
1946 thru 2008

Oatman, Harold (75.00)

Year	1st	2nd	3rd	4th	Total	Finish	Money
1949	75	74			149	Cut	$0.00
1950	76	75			151	Cut	$0.00
				Total			$0.00

Oberholser, Arron (70.75)

Year	1st	2nd	3rd	4th	Total	Finish	Money
2003	69	69	71	72	281	T31	$24,975.00
2004	73	71	70	76	290	T43	$16,033.34
2007	70	71	69	68	278	T9	$137,500.00
				Total			$178,508.34

Odom Jr, Alvin (76.00)

Year	1st	2nd	3rd	4th	Total	Finish	Money
1963	74	74			148	Cut	$0.00
1965	73	83			156	Cut	$0.00
				Total			$0.00

Ogden, Bill (73.25)

Year	1st	2nd	3rd	4th	Total	Finish	Money
1952	75	77			152	Cut	$0.00
1953	74	71	71	74	290	T23	$170.00
1954	71	71	77	73	292	T52	$0.00
1955	78	74			152	Cut	$0.00
1957	70	73	75	71	289	T21	$377.50
1958	72	75	71	72	290	T22	$342.50
				Total			$890.00

Ogilvie, Joe (72.54)

Year	1st	2nd	3rd	4th	Total	Finish	Money
1999	72	73	73	77	295	T68	$5,075.00
2000	70	75			145	Cut	$0.00
2001	72	69	76	74	291	T46	$8,959.00
2004	72	70	68	76	286	T19	$52,611.11
2005	68	67	73	71	279	6	$180,000.00
2006	77	78			155	Cut	$0.00
2007	74	78			152	Cut	$0.00
2008	74	68	70	71	283	T26	$38,920.00
				Total			$285,565.11

Ogilvy, Geoff (70.50)

Year	1st	2nd	3rd	4th	Total	Finish	Money
2002	71	65	75	74	285	T34	$18,109.10
2003	70	69	68	68	275	T7	$145,125.00
2004	71	70	71	72	284	10	$135,000.00
2005	68	73	75	76	292	T62	$10,500.00
2008	67	73	66	68	274	T2	$492,800.00
				Total			$801,534.10

Ogle, Brett (71.00)

Year	1st	2nd	3rd	4th	Total	Finish	Money
1995	68	69	71	71	279	T6	$48,650.00
1996	70	72	70	77	289	T56	$3,330.00
				Total			$51,980.00

O'Grady, Mac (00.00)

Year	1st	2nd	3rd	4th	Total	Finish	Money
1984	73	75			148	Cut	$0.00
1985	72	75			147	Cut	$0.00
				Total			$0.00

Ogrin, David (72.43)

Year	1st	2nd	3rd	4th	Total	Finish	Money
1983	70	70	76	71	287	T36	$1,641.82
1984	73	69	75	75	292	T63	$1,045.00
1985	76	72			148	Cut	$0.00
1986	70	75	71	71	287	T30	$3,250.00
1987	74	75			149	Cut	$0.00
1988	68	70	72	75	285	T40	$2,590.00
1989	72	74	72	74	292	T47	$2,054.86
1990	74	76			150	Cut	$0.00
1992	69	73	72	74	288	T66	$2,472.00
1993	67	70	78		215	T75	$2,483.00
1994	74	72			146	Cut	$0.00
1995	72	73			145	Cut	$0.00
1996	71	71	70	72	284	T21	$13,350.00
1997	69	68	74	71	282	T8	$43,200.00
1998	73	76			149	Cut	$0.00
1999	70	75	78	72	295	T68	$5,075.00
				Total			$77,161.68

O'Hair, Sean (00.00)

Year	1st	2nd	3rd	4th	Total	Finish	Money
2005	70	73	80	76	299	77	$9,300.00
2007	70	71	69	69	279	T14	$93,500.00
				Total			$102,800.00

O'Hern, Nick (00.00)

Year	1st	2nd	3rd	4th	Total	Finish	Money
2008	75	74			149	Cut	$0.00
				Total			$0.00

Ohmachi, Aki (70.38)

Year	1st	2nd	3rd	4th	Total	Finish	Money
1987	69	69	71	71	280	T6	$20,100.00
1988	71	68	73	71	283	T28	$4,555.15
				Total			$24,655.15

Oichon, Walter (76.00)

Year	1st	2nd	3rd	4th	Total	Finish	Money
1957	79	73			152	Cut	$0.00
				Total			$0.00

O'Keefe, Jack (00.00)

Year	1st	2nd	3rd	4th	Total	Finish	Money
1997	78	77			155	Cut	$0.00
				Total			$0.00

O'Kelly, David (00.00)

Year	1st	2nd	3rd	4th	Total	Finish	Money
1984	74	72			146	Cut	$0.00
				Total			$0.00

Olazabal, Jose Maria (70.75)

Year	1st	2nd	3rd	4th	Total	Finish	Money
1989	72	73	68	77	290	T34	$3,870.00
1990	72	74			146	Cut	$0.00
2002	71	68	64	70	273	3	$272,000.00
2005	70	67	70	70	277	3	$340,000.00
2007	76	70			146	Cut	$0.00
2008	69	70	73	71	283	T26	$38,920.00
				Total			$654,790.00

O'Leary, George (00.00)

Year	1st	2nd	3rd	4th	Total	Finish	Money
1947	87				87	Cut	$0.00
				Total			$0.00

O'Leary, Paul (00.00)

Year	1st	2nd	3rd	4th	Total	Finish	Money
1950	70	74	73	74	291	T25	$0.00
1956	70	73	76	70	289	T29	$205.00
1957	71	72	74	76	293	T51	$50.00
1958	76	71	71	75	293	T38	$50.00
				Total			$305.00

Oliver, Ed (71.90)

Year	1st	2nd	3rd	4th	Total	Finish	Money
1949	72	72	77		221	WD	$0.00
1951	68	66	77	68	279	3	$1,000.00
1952	70	68	72	75	285	T3	$1,080.00
1953	75	74	75	68	292	T31	$0.00
1954	74	68	69	69	280	T3	$1,700.00
1955	72	72	70	69	283	T22	$340.00
1956	73	73			146	DQ	$0.00
1957	78	71	79		228	Cut	$0.00
1958	68	73	73	67	281	1	$4,300.00
1959	74	72	77		223	Cut	$0.00
1960	75	72	71	68	286	T9	$1,150.00
				Total			$9,570.00

Olsen, Dan (74.00)

Year	1st	2nd	3rd	4th	Total	Finish	Money
2004	74	74			148	Cut	$0.00
				Total			$0.00

Olson, Doug (73.75)

Year	1st	2nd	3rd	4th	Total	Finish	Money
1968	69	76	74	78	297	T62	$0.00
1972	74	73	73	73	293	T58	$227.27
				Total			$227.27

O'Malley, Peter (00.00)

Year	1st	2nd	3rd	4th	Total	Finish	Money
1998	70	70	74	73	287	T36	$8,812.50
				Total			$8,812.50

O'Meara, Mark (00.00)

Year	1st	2nd	3rd	4th	Total	Finish	Money
1981	73	71			144	Cut	$0.00
1984	69	68	69	73	279	T6	$15,650.00
1985	73	68	75	69	285	T30	$2,971.43
1986	72	76			148	Cut	$0.00
1987	72	70	71	70	283	T17	$8,400.00
1988	72	69	71	73	285	T40	$2,590.00
1994	74	71			145	Cut	$0.00
				Total			$29,611.43

Shell Houston Open
Player Records
1946 thru 2008

Oosterhuis, Peter (71.40)

Year	1st	2nd	3rd	4th	Total	Finish	Money
1975	72	71	69	71	283	T12	$2,571.43
1976	72	72	72	71	287	T22	$1,825.00
1977	73	76			149	Cut	$0.00
1980	74	73			147	Cut	$0.00
1981	70	72	66		208	T23	$2,336.25
1982	68	68	72	71	279	T7	$11,287.50
1983	73	73	72	69	287	T36	$1,641.82
1985	75	70			145	Cut	$0.00
					Total		$19,662.00

Oosthuizen, Louis (75.00)

Year	1st	2nd	3rd	4th	Total	Finish	Money
2008	75	75			150	Cut	$0.00
					Total		$0.00

Oppermann, Steve (73.17)

Year	1st	2nd	3rd	4th	Total	Finish	Money
1965	74	74			148	Cut	$0.00
1967	73	76	74	72	295	T55	$0.00
1968	69	67	72	74	282	T11	$2,200.00
1970	76	77			153	Cut	$0.00
					Total		$2,200.00

Orlick, Warren (80.00)

Year	1st	2nd	3rd	4th	Total	Finish	Money
1949	78	78			156	Cut	$0.00
1950	83	81			164	Cut	$0.00
					Total		$0.00

Ostrega, Gary (75.00)

Year	1st	2nd	3rd	4th	Total	Finish	Money
1978	72	78			150	Cut	$0.00
					Total		$0.00

Overton, Jeff (71.13)

Year	1st	2nd	3rd	4th	Total	Finish	Money
2006	71	69	69	73	282	T19	$74,250.00
2008	71	71	69	76	287	T47	$13,932.80
					Total		$88,182.80

Overturf, Dean (75.75)

Year	1st	2nd	3rd	4th	Total	Finish	Money
1971	75	81	70	77	303	73	$0.00
					Total		$0.00

Overturf, John (76.00)

Year	1st	2nd	3rd	4th	Total	Finish	Money
1954	79	73			152	Cut	$0.00
					Total		$0.00

Owen, Greg (70.92)

Year	1st	2nd	3rd	4th	Total	Finish	Money
2005	67	69	70	72	278	T4	$220,000.00
2006	69	65	75	76	285	T34	$30,387.50
2007	74	70	73	71	288	T56	$12,265.00
					Total		$262,652.50

Owens, Charles (75.75)

Year	1st	2nd	3rd	4th	Total	Finish	Money
1973	74	81			155	Cut	$0.00
1974	73	75			148	Cut	$0.00
					Total		$0.00

Ozaki, Naomichi (74.50)

Year	1st	2nd	3rd	4th	Total	Finish	Money
1996	68	75	70	75	288	T48	$3,693.75
1997	79	80			159	Cut	$0.00
					Total		$3,693.75

Ozaki, Tateo (72.50)

Year	1st	2nd	3rd	4th	Total	Finish	Money
1982	71	69	74	76	290	T57	$787.50
					Total		$787.50

Pace, Roy (72.75)

Year	1st	2nd	3rd	4th	Total	Finish	Money
1965	72	77			149	Cut	$0.00
1971	76	72	73	69	290	T34	$712.50
1972	73	68	70	77	288	T28	$821.00
1973	76	75			151	Cut	$0.00
1974	72	69	72	74	287	T39	$540.00
1975	69	74	74	73	290	T62	$273.75
					Total		$2,347.25

Padgett, Don (73.00)

Year	1st	2nd	3rd	4th	Total	Finish	Money
1973	74	75	73	69	291	T33	$1,063.56
1974	76	71			147	Cut	$0.00
					Total		$1,063.56

Painter, Anthony (75.00)

Year	1st	2nd	3rd	4th	Total	Finish	Money
2003	77	73			150	Cut	$0.00
					Total		$0.00

Palmer, Arnold (70.98)

Year	1st	2nd	3rd	4th	Total	Finish	Money
1955	74	68	68	73	283	T22	$0.00
1956	74	73	71	72	290	T36	$101.11
1957	67	72	71	69	279	1	$7,500.00
1958	73	79			152	Cut	$0.00
1959	66	68	71	73	278	T3	$1,850.00
1960	66	71	70	73	280	2	$3,400.00
1961	68	69	73	73	283	T9	$1,200.00
1966	70	68	68	69	275	1	$21,000.00
1967	68	66	70	71	275	2	$13,800.00
1971	71	75	73	75	294	T49	$260.60
1975	74	70	76	69	289	T53	$322.56
1976	71	75			146	T68	$196.54
1977	72	74	71	67	284	T17	$2,700.00
1978	70	74	68	72	284	T49	$492.00
1979	73	67	73	73	286	70	$600.00
1980	71	69	72	64	276	T19	$4,242.00
1981	73	69	76		218	T74	$501.37
					Total		$58,166.18

Palmer, Chuck (76.00)

Year	1st	2nd	3rd	4th	Total	Finish	Money
1971	77	75			152	Cut	$0.00
					Total		$0.00

Palmer, John (72.45)

Year	1st	2nd	3rd	4th	Total	Finish	Money
1947	71	69	71	71	282	T2	$1,200.00
1955	73	74	70		217	Cut	$0.00
1958	75	75			150	Cut	$0.00
1959	72	76			148	Cut	$0.00
					Total		$1,200.00

Palmer, Johnny (72.44)

Year	1st	2nd	3rd	4th	Total	Finish	Money
1949	67	67	71	67	272	1	$2,000.00
1950	74	73	72	70	289	T18	$66.00
1951	71	71	74	74	290	T34	$0.00
1952	77	73	70	76	296	T26	$10.00
1953	75	73	71	70	289	T17	$285.00
1954	72	72	71	74	289	T36	$135.00
1956	72	72	75	73	292	T48	$0.00
1960	69	80	74	78	301	T61	$72.00
					Total		$2,568.00

Palmer, Ryan (72.40)

Year	1st	2nd	3rd	4th	Total	Finish	Money
2004	76	74			150	Cut	$0.00
2005	72	73			145	Cut	$0.00
2006	71	69	72	71	283	T21	$47,750.00
2007	77	69			146	Cut	$0.00
					Total		$47,750.00

Pampling, Rod (71.11)

Year	1st	2nd	3rd	4th	Total	Finish	Money
2002	70	71	68	73	282	T23	$33,714.29
2003	68	75			143	Cut	$0.00
2004	66	79	73	72	290	T43	$16,033.33
2005	69	74	71	69	283	T18	$70,000.00
2008	70	72	68	72	282	T23	$53,760.00
					Total		$173,507.62

Pancratz, Bobby (75.25)

Year	1st	2nd	3rd	4th	Total	Finish	Money
1986	74	71	75	81	301	T74	$950.00
					Total		$950.00

Pappas, Brenden (74.50)

Year	1st	2nd	3rd	4th	Total	Finish	Money
2003	75	74			149	Cut	$0.00
2004	71	78			149	Cut	$0.00
					Total		$0.00

Pappas, Deane (73.75)

Year	1st	2nd	3rd	4th	Total	Finish	Money
1999	76	76			152	Cut	$0.00
2002	72	79			151	Cut	$0.00
2003	68	71	68	77	284	T49	$10,750.00
2004	68	77	78	75	298	T70	$9,950.00
					Total		$20,700.00

Park, Jin (73.00)

Year	1st	2nd	3rd	4th	Total	Finish	Money
2008	74	72			146	Cut	$0.00
					Total		$0.00

Shell Houston Open
Player Records
1946 thru 2008

Parker, Bert (75.00)

Year	1st	2nd	3rd	4th	Total	Finish	Money
1951	75	75			150	Cut	$0.00
					Total		$0.00

Parker, Bill (74.60)

Year	1st	2nd	3rd	4th	Total	Finish	Money
1958	72	75	76		223	Cut	$0.00
1959	75				75	WD	$0.00
1960	75				75	WD	$0.00
					Total		$0.00

Parker, Steve (76.67)

Year	1st	2nd	3rd	4th	Total	Finish	Money
1988	77	75			152	Cut	$0.00
1995	76	77			153	Cut	$0.00
1999	76	79			155	Cut	$0.00
					Total		$0.00

Parkin, Philip (71.75)

Year	1st	2nd	3rd	4th	Total	Finish	Money
1984	68	78			146	Cut	$0.00
1985	69	75	69	71	284	T24	$4,050.00
1986	72	73	70	69	284	T15	$8,250.00
1987	74	73			147	Cut	$0.00
					Total		$12,300.00

Parnevik, Jesper (72.88)

Year	1st	2nd	3rd	4th	Total	Finish	Money
2006	69	73	74	71	287	T44	$15,334.00
2007	76	75			151	Cut	$0.00
2008	69	76			145	Cut	$0.00
					Total		$15,334.00

Parr, Andrew (75.00)

Year	1st	2nd	3rd	4th	Total	Finish	Money
2008	80	70			150	Cut	$0.00
					Total		$0.00

Parry, Craig (71.34)

Year	1st	2nd	3rd	4th	Total	Finish	Money
1990	70	67	70		207	T15	$14,066.67
1993	73	69			142	Cut	$0.00
1995	70	70	69	78	287	T46	$3,640.00
1996	69	71	69	75	284	T21	$13,350.00
1997	71	66	73	73	283	T13	$32,000.00
1998	72	72	75	73	292	T65	$4,180.00
1999	70	70	73	73	286	T21	$25,000.00
2002	74	69	69	76	288	T56	$8,960.00
					Total		$101,196.67

Parsons, Lucas (75.00)

Year	1st	2nd	3rd	4th	Total	Finish	Money
1996	72	78			150	Cut	$0.00
					Total		$0.00

Pate, Alan (74.33)

Year	1st	2nd	3rd	4th	Total	Finish	Money
1978	73	76			149	Cut	$0.00
1979	74	73			147	Cut	$0.00
1988	74	76			150	Cut	$0.00
					Total		$0.00

Pate, Jerry (70.77)

Year	1st	2nd	3rd	4th	Total	Finish	Money
1976	73	78			151	Cut	$0.00
1980	72	66	66	69	273	T8	$9,800.00
1981	67	68	66		201	T2	$23,100.00
1985	73	70	78	74	295	T69	$1,010.00
					Total		$33,910.00

Pate, Steve (71.85)

Year	1st	2nd	3rd	4th	Total	Finish	Money
1985	75	72			147	Cut	$0.00
1986	70	71	72	72	285	T19	$6,060.00
1987	74	69	68	70	281	T9	$15,600.00
1989	79	72			151	Cut	$0.00
1993	67	68	69		204	T11	$26,650.00
1994	70	69	73	75	287	T47	$3,298.75
2001	72	73	81	70	296	T70	$6,766.00
2003	73	69			142	Cut	$0.00
2004	69	78			147	Cut	$0.00
					Total		$58,374.75

Patton, Chris (76.00)

Year	1st	2nd	3rd	4th	Total	Finish	Money
1997	79	73			152	Cut	$0.00
					Total		$0.00

Patton, Dick (76.38)

Year	1st	2nd	3rd	4th	Total	Finish	Money
1951	73	76	80	77	306	64	$0.00
1954	74	76	78	77	305	71	$0.00
					Total		$0.00

Paulson, Carl (71.59)

Year	1st	2nd	3rd	4th	Total	Finish	Money
1995	70	75			145	Cut	$0.00
1996	69	73	73	73	288	T48	$3,693.75
2000	69	72	71	68	280	T17	$33,040.00
2001	68	73	76	72	289	T35	$16,405.00
2003	67	74	73	78	292	69	$9,090.00
2005	67	70	74	70	281	T13	$93,750.00
					Total		$155,978.75

Paulson, Dennis (73.14)

Year	1st	2nd	3rd	4th	Total	Finish	Money
1994	72	77			149	Cut	$0.00
1995	74	78			152	Cut	$0.00
2002	72	69	69	75	285	T34	$18,109.09
2004	71	74	73	74	292	T54	$11,400.00
2005	72	74			146	Cut	$0.00
					Total		$29,509.09

Pavella, Mike (75.33)

Year	1st	2nd	3rd	4th	Total	Finish	Money
1953	76	76	74		226	Cut	$0.00
					Total		$0.00

Pavin, Corey (70.79)

Year	1st	2nd	3rd	4th	Total	Finish	Money
1984	70	68	68	68	274	1	$90,000.00
1985	74	68	71	73	286	T37	$1,950.00
1986	70	74	70	75	289	T36	$2,304.00
1990	70	66	71		207	T15	$14,066.66
1993	69	72			141	Cut	$0.00
2002	71	77			148	Cut	$0.00
					Total		$108,320.66

Payne, Bob (73.15)

Year	1st	2nd	3rd	4th	Total	Finish	Money
1972	69	70	75	75	289	T37	$622.20
1973	76	75			151	Cut	$0.00
1974	72	73	68	73	286	T31	$832.50
1975	73	72			145	Cut	$0.00
1976	73	72			145	T57	$196.54
1977	75	76			151	Cut	$0.00
1978	74	73			147	Cut	$0.00
1980	70	72	69	72	283	T61	$749.00
1983	81	71			152	Cut	$0.00
1985	80	73			153	Cut	$0.00
					Total		$2,400.24

Payne, Wally (80.00)

Year	1st	2nd	3rd	4th	Total	Finish	Money
1982	79	81			160	Cut	$0.00
					Total		$0.00

Pearce, Eddie (72.36)

Year	1st	2nd	3rd	4th	Total	Finish	Money
1975	67	70	71	71	279	T5	$5,193.75
1976	80				80	WD	$0.00
1979	72	72			144	Cut	$0.00
1980	74	78			152	Cut	$0.00
1981	69	77			146	Cut	$0.00
1993	70	68	74		212	T66	$2,691.00
					Total		$7,884.75

Pearson, Michael (74.50)

Year	1st	2nd	3rd	4th	Total	Finish	Money
2003	73	76			149	Cut	$0.00
					Total		$0.00

Pearson, Rick (75.50)

Year	1st	2nd	3rd	4th	Total	Finish	Money
1989	78	73			151	Cut	$0.00
					Total		$0.00

Peck, Larry (75.00)

Year	1st	2nd	3rd	4th	Total	Finish	Money
1960	75				75	WD	$0.00
					Total		$0.00

Peck, Mike (73.50)

Year	1st	2nd	3rd	4th	Total	Finish	Money
1980	69	73	74	74	290	T80	$626.50
1983	75	76			151	Cut	$0.00
					Total		$626.50

Shell Houston Open
Player Records
1946 thru 2008

Peddicord, Chris (74.00)

Year	1st	2nd	3rd	4th	Total	Finish	Money
2005	74	74			148	Cut	$0.00
					Total		$0.00

Peddy, Wayne (72.50)

Year	1st	2nd	3rd	4th	Total	Finish	Money
1978	74	71			145	Cut	$0.00
					Total		$0.00

Peege, Dave (71.50)

Year	1st	2nd	3rd	4th	Total	Finish	Money
1992	70	75			145	Cut	$0.00
1993	71	70			141	Cut	$0.00
					Total		$0.00

Peele, Ed (76.33)

Year	1st	2nd	3rd	4th	Total	Finish	Money
1949	74	79			153	Cut	$0.00
1950	80	77			157	Cut	$0.00
1951	77	71			148	Cut	$0.00
					Total		$0.00

Peete, Calvin (70.06)

Year	1st	2nd	3rd	4th	Total	Finish	Money
1979	70	70	68	65	273	T7	$9,675.00
1980	72	68	68	66	274	T12	$6,860.00
1981	71	67	73		211	T43	$819.00
1982	72	75			147	Cut	$0.00
1984	71	66	70	74	281	T17	$7,250.00
1985	67	72	71	70	280	T8	$15,000.00
1986	65	70	70	69	274	2	$54,000.00
1987	75	71			146	Cut	$0.00
1988	69	70	69	72	280	T12	$14,700.00
1989	71	72	73	70	286	T16	$11,600.00
					Total		$119,904.00

Pelham, Bill (73.21)

Year	1st	2nd	3rd	4th	Total	Finish	Money
1975	74	71			145	Cut	$0.00
1976	71	83			154	Cut	$0.00
1977	73	73	74	77	297	T71	$0.00
1978	69	73	71	70	283	T45	$600.00
1981	72	74			146	Cut	$0.00
					Total		$600.00

Penna, Toney (73.30)

Year	1st	2nd	3rd	4th	Total	Finish	Money
1946	70	75	69	75	289	T15	$152.50
1947	77	76	75	69	297	26	$0.00
1949	73	74			147	WD	$0.00
					Total		$152.50

Peoples, David (71.83)

Year	1st	2nd	3rd	4th	Total	Finish	Money
1983	74	80			154	Cut	$0.00
1984	72	71	71	73	287	T47	$1,301.66
1986	76	77			153	Cut	$0.00
1987	78	68			146	Cut	$0.00
1988	69	73	74	69	285	T40	$2,590.00
1990	67	66	72		205	T3	$39,062.50
1991	75	70			145	Cut	$0.00
1992	70	68	74	67	279	T11	$27,600.00
1993	71	67	74		212	T66	$2,691.00
1994	72	74			146	Cut	$0.00
1995	72	72			144	Cut	$0.00
1996	72	74			146	Cut	$0.00
2000	68	72	76	71	287	T65	$5,852.00
2001	76	75			151	Cut	$0.00
2002	71	72	69	74	286	T45	$11,440.00
2003	66	70	75	73	284	T49	$10,750.00
2004	70	71	73	71	285	T11	$96,250.00
2005	73	68	70	73	284	T21	$48,357.10
					Total		$245,894.26

Pepper, Jerry (81.00)

Year	1st	2nd	3rd	4th	Total	Finish	Money
1951	81				81	WD	$0.00
					Total		$0.00

Perez, Pat (71.50)

Year	1st	2nd	3rd	4th	Total	Finish	Money
2004	72	76			148	Cut	$0.00
2005	73	73			146	Cut	$0.00
2008	69	73	72	64	278	T8	$162,400.00
					Total		$162,400.00

Perks, Craig (74.83)

Year	1st	2nd	3rd	4th	Total	Finish	Money
2000	72	74			146	Cut	$0.00
2001	78	74			152	Cut	$0.00
2002	74	70			144	Cut	$0.00
2004	76	77			153	Cut	$0.00
2005	74	77			151	Cut	$0.00
2006	73	79			152	Cut	$0.00
					Total		$0.00

Pernice Jr, Tom (71.95)

Year	1st	2nd	3rd	4th	Total	Finish	Money
1986	76	73			149	Cut	$0.00
1987	77	71			148	Cut	$0.00
1988	73	72			145	Cut	$0.00
1990	70	73	73		216	T74	$1,880.00
1997	75	66	74	76	291	T45	$4,484.57
1998	76	71			147	Cut	$0.00
1999	72	70	75	73	290	T45	$7,150.00
2000	72	68	74	68	282	T29	$16,675.56
2001	70	67	74	77	288	T26	$23,138.88
2002	71	70	67	69	277	T6	$129,500.00
2003	66	70	71	74	281	T31	$24,975.00
2004	70	73	73	72	288	T29	$30,437.50
2005	69	69	79	75	292	T62	$10,500.00
					Total		$248,741.51

Perry, Chris (72.07)

Year	1st	2nd	3rd	4th	Total	Finish	Money
1985	74	70	74	68	286	T37	$1,950.00
1986	76	75			151	Cut	$0.00
1987	73	72	71	68	284	T22	$5,570.00
1988	69	69	73	70	281	T15	$10,500.00
1989	70	76	74	72	292	T47	$2,054.85
1990	75				75	WD	$0.00
1991	71	72			143	Cut	$0.00
1995	69	71	77	75	292	T74	$2,632.00
1998	76	69	72	69	286	T30	$12,150.00
					Total		$34,856.85

Perry, Kenny (73.08)

Year	1st	2nd	3rd	4th	Total	Finish	Money
1987	72	79			151	Cut	$0.00
1989	72	77			149	Cut	$0.00
1993	70	73			143	Cut	$0.00
1998	71	71	75	70	287	T36	$8,812.50
2001	76	71			147	Cut	$0.00
					Total		$8,812.50

Persons, Curtis (77.50)

Year	1st	2nd	3rd	4th	Total	Finish	Money
1955	79	77	76	78	310	74	$0.00
					Total		$0.00

Persons, Peter (70.38)

Year	1st	2nd	3rd	4th	Total	Finish	Money
1990	73	71			144	Cut	$0.00
1991	67	71	73	68	279	T25	$6,106.67
1992	72	69	75	70	286	T58	$2,628.00
1993	69	68	69		206	T20	$14,083.33
					Total		$22,818.00

Peters, Pete (75.00)

Year	1st	2nd	3rd	4th	Total	Finish	Money
1974	75	75			150	Cut	$0.00
					Total		$0.00

Peterson, Jim (73.50)

Year	1st	2nd	3rd	4th	Total	Finish	Money
1963	73	74			147	Cut	$0.00
					Total		$0.00

Peterson, Les (74.50)

Year	1st	2nd	3rd	4th	Total	Finish	Money
1972	74	75			149	Cut	$0.00
					Total		$0.00

Petraglia, Angelo (76.50)

Year	1st	2nd	3rd	4th	Total	Finish	Money
1949	71	74	80	81	306	55	$0.00
					Total		$0.00

Petrovic, Tim (72.33)

Year	1st	2nd	3rd	4th	Total	Finish	Money
2002	74	74			148	Cut	$0.00
2003	70	72			142	Cut	$0.00
2004	69	73	72	72	286	T19	$52,611.11
2006	75	70			145	Cut	$0.00
2007	74	73			147	Cut	$0.00
					Total		$52,611.11

Shell Houston Open
Player Records
1946 thru 2008

Pettersson, Carl (73.75)

Year	1st	2nd	3rd	4th	Total	Finish	Money
2008	70	74	73	78	295	71	$11,088.00
					Total		$11,088.00

Petty, Wayne (77.00)

Year	1st	2nd	3rd	4th	Total	Finish	Money
1972	79	75			154	Cut	$0.00
					Total		$0.00

Pfeil, Mark (73.68)

Year	1st	2nd	3rd	4th	Total	Finish	Money
1976	80	77			157	Cut	$0.00
1977	72	73	73	74	292	T56	$415.00
1978	73	71	72	72	288	T65	$330.00
1979	75	72			147	Cut	$0.00
1980	68	67	71	69	275	T17	$5,425.00
1981	77	71			148	Cut	$0.00
1982	73	71	72	73	289	56	$798.00
1983	76	76			152	Cut	$0.00
1984	70	72	71	74	287	T47	$1,301.67
1985	71	76			147	Cut	$0.00
1986	71	74	84	78	307	78	$920.00
1987	74	79			153	Cut	$0.00
1988	73	85			158	WD	$0.00
					Total		$9,189.67

Pfister, E. J. (70.75)

Year	1st	2nd	3rd	4th	Total	Finish	Money
1992	72	71	73	67	283	T38	$4,920.00
					Total		$4,920.00

Pfluger, Marion (75.50)

Year	1st	2nd	3rd	4th	Total	Finish	Money
1951	71	80			151	Cut	$0.00
					Total		$0.00

Phillips, Clyde (83.00)

Year	1st	2nd	3rd	4th	Total	Finish	Money
1947	81	83			164	Cut	$0.00
1950	88	80			168	Cut	$0.00
					Total		$0.00

Phillips, Frank (74.80)

Year	1st	2nd	3rd	4th	Total	Finish	Money
1961	76	76			152	Cut	$0.00
1962	76	73	73		222	Cut	$0.00
					Total		$0.00

Philo, Dave (74.00)

Year	1st	2nd	3rd	4th	Total	Finish	Money
1965	73	75			148	Cut	$0.00
					Total		$0.00

Pierce, George (80.50)

Year	1st	2nd	3rd	4th	Total	Finish	Money
1950	81	80			161	Cut	$0.00
					Total		$0.00

Pierot, Billy (73.33)

Year	1st	2nd	3rd	4th	Total	Finish	Money
1986	68	75	77	74	294	T62	$1,070.00
1989	74	72			146	WD	$0.00
					Total		$1,070.00

Pinns, Gary (72.50)

Year	1st	2nd	3rd	4th	Total	Finish	Money
1984	72	72			144	Cut	$0.00
1985	72	74			146	Cut	$0.00
					Total		$0.00

Pittman, Jerry (73.08)

Year	1st	2nd	3rd	4th	Total	Finish	Money
1960	74	75	76		225	Cut	$0.00
1961	67	72	73	75	287	T26	$284.16
1963	73	73			146	Cut	$0.00
1965	70	73	75	74	292	T62	$0.00
					Total		$284.16

Player, Gary (70.78)

Year	1st	2nd	3rd	4th	Total	Finish	Money
1959	71	74	76	72	293	T52	$50.00
1960	73	71	71	69	284	T4	$1,800.00
1961	72	69	70	72	283	T9	$1,200.00
1963	68	71	77	67	283	T29	$400.00
1968	69	71	74	72	286	T28	$725.00
1970	72	72	72	68	284	4	$5,460.00
1978	64	67	70	69	270	1	$40,000.00
1979	71	68	71	71	281	T46	$831.60
1985	70	71	71	72	284	T24	$4,050.00
					Total		$54,516.60

Pohl, Dan (72.16)

Year	1st	2nd	3rd	4th	Total	Finish	Money
1979	69	70	76	70	285	T67	$612.00
1980	73	72			145	Cut	$0.00
1981	71	73			144	Cut	$0.00
1982	74	72			146	Cut	$0.00
1983	75				75	WD	$0.00
1993	72	70			142	Cut	$0.00
1994	70	72	74	73	289	T61	$2,769.00
1996	73	72			145	Cut	$0.00
					Total		$3,381.00

Points, D. A. (72.75)

Year	1st	2nd	3rd	4th	Total	Finish	Money
2006	67	72	78	74	291	T70	$10,835.00
					Total		$10,835.00

Polumbo, Willie (76.50)

Year	1st	2nd	3rd	4th	Total	Finish	Money
1954	77	76			153	Cut	$0.00
					Total		$0.00

Pooley, Don (71.80)

Year	1st	2nd	3rd	4th	Total	Finish	Money
1977	74	75			149	Cut	$0.00
1981	69	77			146	Cut	$0.00
1983	70	75	67	74	286	T30	$2,430.00
1984	71	68	72	71	282	T21	$5,200.00
1985	71	71	73	67	282	T12	$9,214.29
1986	72	71	74	74	291	T48	$1,256.66
1990	73	71			144	Cut	$0.00
1995	70	72	73	75	290	T68	$2,842.00
1996	71	70	71	72	284	T21	$13,350.00
					Total		$34,292.95

Porter, Bill (72.75)

Year	1st	2nd	3rd	4th	Total	Finish	Money
1995	73	70	74	74	291	T70	$2,758.00
					Total		$2,758.00

Porter, Joe (73.00)

Year	1st	2nd	3rd	4th	Total	Finish	Money
1975	74	68	75	71	288	T49	$373.00
1979	77				77	WD	$0.00
					Total		$373.00

Porter, Lee (73.22)

Year	1st	2nd	3rd	4th	Total	Finish	Money
1993	73	71			144	Cut	$0.00
1997	72	73	72	74	291	T45	$4,484.57
1998	78	73			151	Cut	$0.00
1999	71	72	71	76	290	T45	$7,150.00
2001	73	72	72	77	294	T62	$7,208.00
2002	76	72			148	Cut	$0.00
					Total		$18,842.57

Porter, Paul (76.00)

Year	1st	2nd	3rd	4th	Total	Finish	Money
1951	77	75			152	Cut	$0.00
					Total		$0.00

Porterfield, Boots (75.83)

Year	1st	2nd	3rd	4th	Total	Finish	Money
1952	75	72	77	76	300	T47	$0.00
1953	76	79			155	Cut	$0.00
					Total		$0.00

Post, Bob (73.50)

Year	1st	2nd	3rd	4th	Total	Finish	Money
1979	71	76			147	Cut	$0.00
					Total		$0.00

Shell Houston Open
Player Records
1946 thru 2008

Pott, Johnny (72.37)

Year	1st	2nd	3rd	4th	Total	Finish	Money
1957	72	76	70	75	293	T51	$50.00
1958	73	72	72	68	285	T7	$1,200.00
1959	70	76	71	73	290	T36	$50.00
1960	74	71	76	70	291	T29	$274.29
1961	67	70	75	73	285	T17	$700.00
1962	73	68	75	76	292	T61	$150.00
1963	72	69	76	66	283	T29	$400.00
1964	74	73	69	66	282	T7	$2,069.05
1965	68	70	74	73	285	T29	$650.00
1966	71	75	74	70	290	T51	$0.00
1968	76	79			155	Cut	$0.00
1970	70	72	75	81	298	T53	$268.34
					Total		*$5,811.68*

Poulter, Ian (70.75)

Year	1st	2nd	3rd	4th	Total	Finish	Money
2006	72	69	70	72	283	T21	$47,750.00
					Total		*$47,750.00*

Powell, Jimmy (73.18)

Year	1st	2nd	3rd	4th	Total	Finish	Money
1960	75	71	73	72	291	T29	$274.28
1962	73	77	71		221	Cut	$0.00
1963	73	73			146	Cut	$0.00
1976	74	73			147	Cut	$0.00
					Total		*$274.28*

Powers, Greg (73.18)

Year	1st	2nd	3rd	4th	Total	Finish	Money
1972	75	72	79	76	302	73	$227.27
1976	79	75			154	Cut	$0.00
1978	74	69	73	70	286	T59	$395.00
1979	70	71	72	70	283	T55	$669.00
1980	67	68	70	71	276	T19	$4,242.00
1981	71	75			146	Cut	$0.00
1982	72	75			147	Cut	$0.00
1983	76	76			152	Cut	$0.00
1984	75	79			154	Cut	$0.00
1988	76	73			149	Cut	$0.00
					Total		*$5,533.27*

Pratt, Bob (74.46)

Year	1st	2nd	3rd	4th	Total	Finish	Money
1956	73	71	77	72	293	58	$0.00
1958	84	74	80		238	Cut	$0.00
1962	70	71	73	73	287	T26	$380.00
1963	79	71			150	Cut	$0.00
					Total		*$380.00*

Prentice, Charlie (77.50)

Year	1st	2nd	3rd	4th	Total	Finish	Money
1957	76	79			155	Cut	$0.00
					Total		*$0.00*

Price, Nick (71.10)

Year	1st	2nd	3rd	4th	Total	Finish	Money
1983	72	75			147	Cut	$0.00
1984	67	72	69	69	277	4	$24,000.00
1985	72	70	73	68	283	T19	$6,060.00
1986	70	72	69	72	283	14	$9,500.00
1987	71	69	68	71	279	T4	$26,400.00
1988	70	72	71	73	286	T47	$1,798.00
1989	77	70	75	73	295	T61	$1,680.00
1990	72	72			144	Cut	$0.00
1992	72	67	69	70	278	T7	$36,150.00
1994	72	74			146	Cut	$0.00
1995	75	71			146	Cut	$0.00
2002	68	71	69	72	280	T14	$72,000.00
					Total		*$177,588.00*

Price, Phillip (72.50)

Year	1st	2nd	3rd	4th	Total	Finish	Money
2005	70	75			145	Cut	$0.00
					Total		*$0.00*

Priddy, Jerry (77.40)

Year	1st	2nd	3rd	4th	Total	Finish	Money
1960	80	78			158	Cut	$0.00
1961	72	75	82		229	Cut	$0.00
					Total		*$0.00*

Pride, Dicky (73.40)

Year	1st	2nd	3rd	4th	Total	Finish	Money
1994	74	69	73	69	285	T32	$7,193.34
1995	71	68	71	73	283	T19	$15,225.00
1996	74	75			149	Cut	$0.00
1997	77	71			148	Cut	$0.00
1998	75	81			156	Cut	$0.00
1999	78	75			153	Cut	$0.00
2000	73	74			147	Cut	$0.00
2001	74	81			155	Cut	$0.00
2003	71	73			144	Cut	$0.00
2004	71	73	76	78	298	T70	$9,950.00
2007	74	69	72	69	284	T34	$30,387.50
					Total		*$62,755.84*

Priest, Roy (81.50)

Year	1st	2nd	3rd	4th	Total	Finish	Money
1952	82	81			163	Cut	$0.00
					Total		*$0.00*

Prince, Patrick (75.50)

Year	1st	2nd	3rd	4th	Total	Finish	Money
1997	81	70			151	Cut	$0.00
					Total		*$0.00*

Pritchett, John (77.50)

Year	1st	2nd	3rd	4th	Total	Finish	Money
1955	79	76			155	Cut	$0.00
					Total		*$0.00*

Proben, Bob (71.17)

Year	1st	2nd	3rd	4th	Total	Finish	Money
1982	73	73			146	Cut	$0.00
1988	71	72	68	70	281	T15	$10,500.00
					Total		*$10,500.00*

Proctor, Art (73.00)

Year	1st	2nd	3rd	4th	Total	Finish	Money
1963	72	74			146	Cut	$0.00
					Total		*$0.00*

Pruit, Ken (80.50)

Year	1st	2nd	3rd	4th	Total	Finish	Money
1959	78	83			161	Cut	$0.00
					Total		*$0.00*

Pruitt, Dillard (71.27)

Year	1st	2nd	3rd	4th	Total	Finish	Money
1988	72	75			147	Cut	$0.00
1990	68	76			144	Cut	$0.00
1991	72	69	69	71	281	T41	$2,532.37
1993	67	72	72		211	T60	$2,821.00
1996	68	70	73	75	286	T37	$6,450.00
					Total		*$11,803.37*

Purdy, Ted (72.13)

Year	1st	2nd	3rd	4th	Total	Finish	Money
1999	78	73			151	Cut	$0.00
2004	72	73	71	69	285	T11	$96,250.00
2005	67	72	77	69	285	T28	$33,250.00
2006	69	73	72	67	281	T16	$88,000.00
2007	80	72			152	Cut	$0.00
					Total		*$217,500.00*

Purtzer, Tom (70.92)

Year	1st	2nd	3rd	4th	Total	Finish	Money
1978	73	71	68	73	285	T54	$440.00
1979	70	66	72	69	277	T21	$2,816.25
1980	69	74			143	Cut	$0.00
1981	66	73	71		210	T34	$1,242.50
1982	69	69	73	75	286	T36	$1,542.12
1983	73	73	70	66	282	T6	$11,685.72
1988	72	71	73	74	290	T62	$1,498.00
					Total		*$19,224.59*

Putnam, Michael (72.00)

Year	1st	2nd	3rd	4th	Total	Finish	Money
2007	72	72	74	70	288	T56	$12,265.00
					Total		*$12,265.00*

Putnam, Mike (73.50)

Year	1st	2nd	3rd	4th	Total	Finish	Money
1984	72	75			147	Cut	$0.00
					Total		*$0.00*

Quick, John (74.50)

Year	1st	2nd	3rd	4th	Total	Finish	Money
1974	75	74			149	Cut	$0.00
					Total		*$0.00*

Shell Houston Open
Player Records
1946 thru 2008

Quigley, Brett (72.43)

Year	1st	2nd	3rd	4th	Total	Finish	Money
1997	73	72	72	71	288	T32	$8,853.33
1998	74	70	75	72	291	T59	$4,340.00
1999	76	76			152	Cut	$0.00
2002	75	70			145	Cut	$0.00
2003	75	68			143	Cut	$0.00
2004	77	75			152	Cut	$0.00
2005	67	67	73	77	284	T21	$48,357.10
2006	73	70	68	72	283	T21	$47,750.00
2008	68	72	68	82	290	T66	$11,480.00
					Total		$120,780.43

Quigley, Dana (70.78)

Year	1st	2nd	3rd	4th	Total	Finish	Money
1978	79	67			146	Cut	$0.00
1980	70	69	71	68	278	T29	$2,130.63
1981	69	72	72		213	T53	$583.15
					Total		$2,713.78

Quinn, Fran (86.00)

Year	1st	2nd	3rd	4th	Total	Finish	Money
1992	86				86	WD	$0.00
					Total		$0.00

Quinney, Jeff (70.00)

Year	1st	2nd	3rd	4th	Total	Finish	Money
2008	72	68	70	70	280	T14	$92,400.00
					Total		$92,400.00

Rachels, Sammy (70.31)

Year	1st	2nd	3rd	4th	Total	Finish	Money
1976	76	74			150	Cut	$0.00
1979	68	65	68	71	272	T3	$14,400.00
1980	67	69	69	71	276	T19	$4,242.00
1984	70	67	73	70	280	T11	$10,250.00
1985	75	72			147	Cut	$0.00
					Total		$28,892.00

Radcliff, Jack (75.50)

Year	1st	2nd	3rd	4th	Total	Finish	Money
1958	75	76			151	Cut	$0.00
					Total		$0.00

Rafferty, Ronan (70.67)

Year	1st	2nd	3rd	4th	Total	Finish	Money
1990	71	69	72		212	T45	$2,636.37
					Total		$2,636.37

Ragan, Dave (72.56)

Year	1st	2nd	3rd	4th	Total	Finish	Money
1957	70	74	71	78	293	T51	$50.00
1958	72	69	73	69	283	T4	$1,533.34
1959	71	73	73	71	288	T22	$410.00
1960	67	75	73	71	286	T9	$1,150.00
1961	74	74	75		223	Cut	$0.00
1962	72	73	74	74	293	T68	$150.00
1963	71	70	72	73	286	T52	$36.66
1964	70	72	74	70	286	T17	$994.05
1965	71	73	72	77	293	T65	$0.00
1966	77	71			148	Cut	$0.00
1967	78	73			151	Cut	$0.00
					Total		$4,324.05

Raiford, Dalton (79.00)

Year	1st	2nd	3rd	4th	Total	Finish	Money
1950	79				79	WD	$0.00
					Total		$0.00

Ramsey, Kenny (79.25)

Year	1st	2nd	3rd	4th	Total	Finish	Money
1990	80	78			158	Cut	$0.00
1991	85	74			159	Cut	$0.00
					Total		$0.00

Randall, Ross (72.50)

Year	1st	2nd	3rd	4th	Total	Finish	Money
1972	71	69	73	74	287	T23	$1,078.75
1973	72	77	71	73	293	T50	$504.40
1974	70	75	74	71	290	T59	$288.66
					Total		$1,871.81

Randolph, Sam (71.00)

Year	1st	2nd	3rd	4th	Total	Finish	Money
1987	74				74	DQ	$0.00
1992	72	66	74	69	281	T22	$10,530.00
					Total		$10,530.00

Ransom, Henry (72.48)

Year	1st	2nd	3rd	4th	Total	Finish	Money
1946	70	76	70	70	286	T11	$280.00
1949	70	68	76	73	287	T24	$0.00
1950	74	71	70	72	287	T13	$195.00
1951	67	69	73	73	282	T8	$415.00
1952	74	71	77	74	296	T26	$10.00
1953	72				72	WD	$0.00
1954	73	71	74	75	293	T56	$0.00
1955	72	75	74		221	Cut	$0.00
1956	71	73	74	74	292	T48	$0.00
1957	76	76			152	Cut	$0.00
1958	74	73	78		225	Cut	$0.00
1959	73	73			146	WD	$0.00
1960	68	78	73	73	292	T36	$160.00
1961	75	68	71	67	281	T6	$1,650.00
1962	71	71	72	72	286	T17	$800.00
1963	72	71	75	71	289	T72	$0.00
1964	70	76	75	68	289	T31	$594.05
1965	74	71			145	Cut	$0.00
					Total		$4,104.05

Rashell, Rob (75.50)

Year	1st	2nd	3rd	4th	Total	Finish	Money
2005	78	73			151	Cut	$0.00
					Total		$0.00

Rassett, Joey (72.21)

Year	1st	2nd	3rd	4th	Total	Finish	Money
1983	72	74	70	71	287	T36	$1,641.82
1988	76	74			150	WD	$0.00
1994	68	71	74	74	287	T47	$3,298.75
1995	72	70	73	72	287	T46	$3,640.00
					Total		$8,580.57

Raulerson, Charles (72.71)

Year	1st	2nd	3rd	4th	Total	Finish	Money
1994	77				77	WD	$0.00
1999	75	78			153	Cut	$0.00
2000	68	69	74	68	279	T11	$57,400.00
					Total		$57,400.00

Raymond, Lee (74.29)

Year	1st	2nd	3rd	4th	Total	Finish	Money
1960	72	77	75	76	300	60	$72.00
1961	72	77	71		220	Cut	$0.00
					Total		$72.00

Raynor, Harvey (76.50)

Year	1st	2nd	3rd	4th	Total	Finish	Money
1949	78	75			153	Cut	$0.00
					Total		$0.00

Reasor, Mike (74.06)

Year	1st	2nd	3rd	4th	Total	Finish	Money
1972	71	70	70	77	288	T28	$821.00
1973	74	77			151	Cut	$0.00
1975	70	72	77	70	289	T53	$322.56
1976	70	74	74	82	300	56	$440.00
1977	78	80			158	Cut	$0.00
1979	78	69			147	Cut	$0.00
					Total		$1,583.56

Reavie, Chez (71.00)

Year	1st	2nd	3rd	4th	Total	Finish	Money
2008	70	71	70	73	284	T34	$30,240.00
					Total		$30,240.00

Redigo, Roger (77.00)

Year	1st	2nd	3rd	4th	Total	Finish	Money
1960	73	74	84		231	Cut	$0.00
					Total		$0.00

Reed, Buster (74.00)

Year	1st	2nd	3rd	4th	Total	Finish	Money
1954	75	75	74		224	Cut	$0.00
1955	73	75	72		220	Cut	$0.00
					Total		$0.00

Reed, Paul (75.40)

Year	1st	2nd	3rd	4th	Total	Finish	Money
1978	80	72			152	Cut	$0.00
1981	74	74			148	Cut	$0.00
1984	77				77	DQ	$0.00
					Total		$0.00

Reed, Stephen (74.00)

Year	1st	2nd	3rd	4th	Total	Finish	Money
2006	76	72			148	Cut	$0.00
					Total		$0.00

Reese, Al (100.00)

Year	1st	2nd	3rd	4th	Total	Finish	Money
1951	100				100	WD	$0.00
					Total		$0.00

Shell Houston Open
Player Records
1946 thru 2008

Reese, Don (74.75)

Year	1st	2nd	3rd	4th	Total	Finish	Money
1982	73	87			160	Cut	$0.00
1989	73	76			149	Cut	$0.00
1994	73	71			144	Cut	$0.00
1995	71	74			145	Cut	$0.00
					Total		$0.00

Reframe, Dean (73.63)

Year	1st	2nd	3rd	4th	Total	Finish	Money
1961	73	74	75		222	Cut	$0.00
1962	74	80			154	Cut	$0.00
1963	72	76			148	Cut	$0.00
1964	77	74	70	72	293	T46	$119.05
1965	69	75	72	75	291	T57	$0.00
1967	76	70	73	72	291	T38	$553.91
					Total		$672.96

Regalado, Victor (71.62)

Year	1st	2nd	3rd	4th	Total	Finish	Money
1973	73	78			151	Cut	$0.00
1974	73	71	68	77	289	T53	$333.83
1976	71	76			147	Cut	$0.00
1977	71	71	73	73	288	T34	$1,055.00
1978	69	71	70	76	286	T59	$395.00
1980	67	72	69	70	278	T29	$2,130.62
1981	69	69	68		206	T13	$4,777.50
1982	73	68	72	73	286	T36	$1,542.13
1983	69	72	72	74	287	T36	$1,641.82
1984	69	71	72	74	286	T39	$1,900.00
1985	71	75			146	Cut	$0.00
					Total		$13,775.90

Rego, Clyde (74.50)

Year	1st	2nd	3rd	4th	Total	Finish	Money
1984	72	77			149	Cut	$0.00
					Total		$0.00

Reid, Mike (70.88)

Year	1st	2nd	3rd	4th	Total	Finish	Money
1977	73	70	71	72	286	T25	$1,510.00
1978	68	72	67	67	274	5	$8,200.00
1979	70	70	69	67	276	T16	$4,500.00
1980	69	64	69	66	268	T3	$20,300.00
1981	72	71			143	Cut	$0.00
1982	69	74	68	76	287	T44	$1,087.80
1983	71	72	71	70	284	T16	$5,611.42
1984	71	69	70	72	282	T21	$5,200.00
1985	77	72			149	Cut	$0.00
1986	71	72	73	71	287	T30	$3,250.00
1987	74	69	70	74	287	T36	$2,826.00
1989	72	69	71	70	282	T3	$41,600.00
1990	71	69	70		210	T32	$5,660.00
1991	67	68	68	73	276	T7	$23,280.00
1992	73	71			144	Cut	$0.00
1993	73	72			145	Cut	$0.00
1996	74	72			146	Cut	$0.00
1997	73	69	70	72	284	T15	$25,600.00
1998	79	75			154	Cut	$0.00
2000	71	70	71	73	285	T53	$6,392.00
					Total		$155,017.22

Reid, Ron (77.00)

Year	1st	2nd	3rd	4th	Total	Finish	Money
1973	79	75			154	Cut	$0.00
					Total		$0.00

Reid, Steve (75.30)

Year	1st	2nd	3rd	4th	Total	Finish	Money
1965	76	75			151	Cut	$0.00
1968	71	79			150	Cut	$0.00
1970	72	77	74	77	300	T58	$268.33
1972	73	79			152	Cut	$0.00
					Total		$268.33

Reif, Ronnie (74.67)

Year	1st	2nd	3rd	4th	Total	Finish	Money
1960	71	77	80		228	Cut	$0.00
1961	73	74	73		220	Cut	$0.00
					Total		$0.00

Reif, Tommy (74.00)

Year	1st	2nd	3rd	4th	Total	Finish	Money
1959	74	74			148	Cut	$0.00
					Total		$0.00

Reifers, Kyle (71.75)

Year	1st	2nd	3rd	4th	Total	Finish	Money
2007	67	75	71	74	287	T49	$13,325.70
					Total		$13,325.70

Reigel, Bobby (75.00)

Year	1st	2nd	3rd	4th	Total	Finish	Money
1946	70	73	75	81	299	31	$0.00
1947	75	77	77		229	Cut	$0.00
1950	74	74	74	73	295	T39	$0.00
1951	77	74			151	Cut	$0.00
1952	72	79			151	WD	$0.00
					Total		$0.00

Reith, Bob (72.75)

Year	1st	2nd	3rd	4th	Total	Finish	Money
1965	71	70	75	75	291	T57	$0.00
					Total		$0.00

Renner, Jack (70.90)

Year	1st	2nd	3rd	4th	Total	Finish	Money
1978	71	65	68	71	275	T6	$6,500.00
1979	74	67	73	67	281	T46	$831.60
1980	70	71	73	72	286	T72	$682.50
1981	67	74	70		211	T43	$819.00
1982	71	69	72	71	283	T18	$4,260.00
1983	75	72			147	Cut	$0.00
1984	69	71	72	72	284	T29	$3,043.75
1985	75	69	73	72	289	T59	$1,105.00
1987	69	69	71	74	283	T17	$8,400.00
1988	70	70	68	71	279	T9	$18,900.00
1991	72	71			143	Cut	$0.00
1992	72	74			146	Cut	$0.00
					Total		$44,541.85

Restino, John (74.00)

Year	1st	2nd	3rd	4th	Total	Finish	Money
2000	80	68			148	Cut	$0.00
					Total		$0.00

Revolta, Johnny (72.88)

Year	1st	2nd	3rd	4th	Total	Finish	Money
1951	69	69	77	71	286	T18	$66.00
1952	70	75	77	75	297	T31	$0.00
					Total		$66.00

Reynolds, Sam (75.83)

Year	1st	2nd	3rd	4th	Total	Finish	Money
1952	75	72	79	80	306	58	$0.00
1955	72	77			149	Cut	$0.00
					Total		$0.00

Rhoads, Rick (71.25)

Year	1st	2nd	3rd	4th	Total	Finish	Money
1974	72	70	71	72	285	T26	$1,110.00
					Total		$1,110.00

Rhyan, Dick (73.33)

Year	1st	2nd	3rd	4th	Total	Finish	Money
1973	76	81			157	Cut	$0.00
1974	73	71	72	73	289	T53	$333.83
1975	74	72			146	Cut	$0.00
1976	73	69	72	74	288	T26	$1,390.00
					Total		$1,723.83

Rhyan, Tad (71.00)

Year	1st	2nd	3rd	4th	Total	Finish	Money
1993	72	70			142	Cut	$0.00
					Total		$0.00

Richards, Fritz (81.50)

Year	1st	2nd	3rd	4th	Total	Finish	Money
1949	82	81			163	Cut	$0.00
					Total		$0.00

Richardson, Ewing (76.50)

Year	1st	2nd	3rd	4th	Total	Finish	Money
1958	76	77			153	Cut	$0.00
					Total		$0.00

Richardson, Owen (78.33)

Year	1st	2nd	3rd	4th	Total	Finish	Money
1950	80	76			156	Cut	$0.00
1951	79				79	Cut	$0.00
					Total		$0.00

Richmond, Bob (74.00)

Year	1st	2nd	3rd	4th	Total	Finish	Money
1951	74				74	Cut	$0.00
					Total		$0.00

Ridings, Tag (72.88)

Year	1st	2nd	3rd	4th	Total	Finish	Money
2004	74	76			150	Cut	$0.00
2006	70	69	75	72	286	T36	$24,234.30
2008	75	72			147	Cut	$0.00
					Total		$24,234.30

Shell Houston Open
Player Records
1946 thru 2008

Riegel, Skee (72.92)

Year	1st	2nd	3rd	4th	Total	Finish	Money
1949	73	71	77	72	293	T39	$0.00
1951	70	71	71	76	288	T28	$0.00
1952	79				79	WD	$0.00
1953	72	72	72	72	288	T15	$400.00
					Total		$400.00

Riegger, John (72.35)

Year	1st	2nd	3rd	4th	Total	Finish	Money
1987	74	76			150	Cut	$0.00
1992	70	73	72	74	289	T69	$2,364.00
1998	79	73			152	Cut	$0.00
2001	73	74			147	Cut	$0.00
2002	73	72			145	Cut	$0.00
2003	70	68	67	72	277	T13	$84,375.00
2004	69	71	74	74	288	T29	$30,437.50
2006	75	72			147	Cut	$0.00
2008	71	70	69	76	286	T39	$21,280.00
					Total		$138,456.50

Riley, Chris (71.61)

Year	1st	2nd	3rd	4th	Total	Finish	Money
2001	71	71	72	72	286	T16	$49,300.00
2002	67	70	71	75	283	30	$27,200.00
2004	72	72	72	73	289	T37	$22,000.00
2006	74	72			146	Cut	$0.00
2007	69	75	72	69	285	T36	$25,345.80
					Total		$123,845.80

Rinker, Larry (72.26)

Year	1st	2nd	3rd	4th	Total	Finish	Money
1983	73	72	69	72	286	T30	$2,430.00
1984	69	77			146	Cut	$0.00
1985	81				81	WD	$0.00
1987	69	75	69	75	288	T41	$2,280.00
1991	69	75			144	Cut	$0.00
1992	70	71	73	69	283	T38	$4,920.00
1993	73	74			147	Cut	$0.00
1994	70	72	75	71	288	T55	$2,925.00
1997	72	69	71	70	282	T8	$43,200.00
1998	75	72			147	Cut	$0.00
1999	72	76			148	Cut	$0.00
					Total		$55,755.00

Rinker, Lee (72.39)

Year	1st	2nd	3rd	4th	Total	Finish	Money
1995	72	71	69	76	288	T55	$3,178.00
1996	71	70	74	72	287	T44	$4,800.00
1997	71	72	71	77	291	T45	$4,484.57
1998	69	76	72	74	291	T59	$4,340.00
1999	73	73			146	Cut	$0.00
					Total		$16,802.57

Rintoul, Steve (71.67)

Year	1st	2nd	3rd	4th	Total	Finish	Money
1994	73	70	70	73	286	T38	$5,070.00
1995	66	70	71	73	280	T8	$40,600.00
1996	72	67	78	77	294	76	$2,820.00
					Total		$48,490.00

Rippy, Garry (78.25)

Year	1st	2nd	3rd	4th	Total	Finish	Money
1995	75	79			154	Cut	$0.00
1999	79	80			159	Cut	$0.00
					Total		$0.00

Ritchie, Dave (77.00)

Year	1st	2nd	3rd	4th	Total	Finish	Money
1947	77	77	77	77	308	39	$0.00
					Total		$0.00

Rivadeneira, Alberto (75.00)

Year	1st	2nd	3rd	4th	Total	Finish	Money
1977	75	69	79	77	300	T77	$0.00
					Total		$0.00

Riviere, Bernard (75.50)

Year	1st	2nd	3rd	4th	Total	Finish	Money
1958	76	75			151	Cut	$0.00
					Total		$0.00

Riviere, Jay (73.71)

Year	1st	2nd	3rd	4th	Total	Finish	Money
1958	74	70	74	76	294	T46	$50.00
1959	72	73	68	76	289	T26	$195.00
1960	77	76			153	Cut	$0.00
1964	71	79	71	75	296	T60	$119.04
					Total		$364.04

Robbins, Hillman (72.63)

Year	1st	2nd	3rd	4th	Total	Finish	Money
1955	71	67	73	73	284	T27	$0.00
1956	71	76	76	74	297	T68	$0.00
					Total		$0.00

Roberts, Leon (77.00)

Year	1st	2nd	3rd	4th	Total	Finish	Money
1962	75	79			154	Cut	$0.00
					Total		$0.00

Roberts, Loren (71.58)

Year	1st	2nd	3rd	4th	Total	Finish	Money
1983	70	74	72	74	290	T60	$868.00
1984	71	72	76	73	292	T63	$1,045.00
1985	77				77	WD	$0.00
1986	69	70	78	81	298	T70	$990.00
1987	70	74	69	71	284	T22	$5,570.00
1988	72	71	71	72	286	T47	$1,798.00
1989	73	71	70	74	288	T25	$5,977.14
1992	69	71	68	71	279	T11	$27,600.00
1993	67	67	69		203	T7	$39,162.50
1994	70	72	69	73	284	T26	$9,425.00
1997	69	78			147	Cut	$0.00
1999	72	69	67	75	283	T5	$84,750.00
2000	68	67	72	69	276	T3	$162,400.00
2001	81				81	WD	$0.00
2002	70	71	70	71	282	T23	$33,714.29
2005	73	71			144	Cut	$0.00
					Total		$373,299.93

Robison, Jerry (75.13)

Year	1st	2nd	3rd	4th	Total	Finish	Money
1955	74	76			150	Cut	$0.00
1957	73	73	73	80	299	67	$50.00
1959	75	77			152	Cut	$0.00
					Total		$50.00

Rodgers, Phil (72.83)

Year	1st	2nd	3rd	4th	Total	Finish	Money
1957	68	71	74	76	289	T21	$0.00
1958	81	74	70	73	298	T59	$0.00
1962	72	73	70	71	286	T17	$800.00
1963	71	68	69	72	280	T19	$900.00
1964	73	73	70	74	290	T36	$456.05
1965	72	72	71	71	286	T32	$525.00
1966	71	69	71	75	286	T31	$683.33
1967	76	73	73	74	296	T59	$0.00
1968	72	72	70	72	286	T28	$725.00
1970	75	69	77	72	293	T38	$562.50
1971	74	73	75	75	297	T62	$217.39
1972	72	80			152	Cut	$0.00
1973	75	73	78	70	296	T65	$359.00
1976	78	74			152	Cut	$0.00
					Total		$5,228.27

Rodriguez, Anthony (75.50)

Year	1st	2nd	3rd	4th	Total	Finish	Money
1997	72	79			151	Cut	$0.00
					Total		$0.00

Rodriguez, ChiChi (72.31)

Year	1st	2nd	3rd	4th	Total	Finish	Money
1961	78	71	79		228	Cut	$0.00
1962	73	77	76		226	Cut	$0.00
1963	72	78			150	Cut	$0.00
1964	72	70	70	68	280	3	$3,419.05
1965	73	69	68	64	274	T2	$5,600.00
1966	76	70	69	72	287	T37	$503.00
1967	74	71	72	76	293	T48	$247.25
1968	70	71	73	74	288	T38	$450.00
1970	77	70	72	72	291	T31	$712.50
1971	70	70	74	75	289	T26	$906.75
1974	70	73	72	72	287	T39	$540.00
1975	73	71	74	74	292	T66	$150.00
1976	73	75			148	Cut	$0.00
1977	72	66	71	71	280	3	$14,200.00
1978	73	72			145	Cut	$0.00
1979	72	69	78	76	295	78	$552.00
1984	71	74			145	Cut	$0.00
1985	72	72	69	72	285	T30	$2,971.43
					Total		$30,251.98

Roe, Gene (76.50)

Year	1st	2nd	3rd	4th	Total	Finish	Money
1980	77	76			153	Cut	$0.00
					Total		$0.00

Shell Houston Open
Player Records
1946 thru 2008

Rogers, Bill (71.24)

Year	1st	2nd	3rd	4th	Total	Finish	Money
1973	75	73	74	74	296	T65	$0.00
1975	70	73	71	70	284	T19	$1,605.00
1976	67	73	73	73	286	T20	$2,300.00
1978	73	81			154	Cut	$0.00
1979	67	69	69	68	273	T7	$9,675.00
1980	67	68	68	69	272	T7	$11,725.00
1981	68	70	68		206	T13	$4,777.50
1982	67	75	75	71	288	T49	$848.00
1983	71	72	70	71	284	T16	$5,611.43
1984	71	66	71	72	280	T11	$10,250.00
1985	71	71	76	69	287	T48	$1,242.86
1986	73	73			146	Cut	$0.00
1987	69	74	72	72	287	T36	$2,826.00
1988	76	72			148	Cut	$0.00
					Total		$50,860.79

Rogers, Hamilton (77.00)

Year	1st	2nd	3rd	4th	Total	Finish	Money
1974	76	78			154	Cut	$0.00
					Total		$0.00

Rollins, John (75.33)

Year	1st	2nd	3rd	4th	Total	Finish	Money
2000	75	76			151	Cut	$0.00
2002	74	76			150	Cut	$0.00
2008	79	72			151	Cut	$0.00
					Total		$0.00

Roman, Ben (78.00)

Year	1st	2nd	3rd	4th	Total	Finish	Money
1953	77	79			156	Cut	$0.00
					Total		$0.00

Romans, Walter (73.50)

Year	1st	2nd	3rd	4th	Total	Finish	Money
1952	72	79			151	Cut	$0.00
1955	72	68	76	74	290	T60	$0.00
					Total		$0.00

Romero, Andres (76.50)

Year	1st	2nd	3rd	4th	Total	Finish	Money
2008	75	78			153	Cut	$0.00
					Total		$0.00

Romero, Eduardo (74.00)

Year	1st	2nd	3rd	4th	Total	Finish	Money
1986	72	76			148	Cut	$0.00
					Total		$0.00

Rosburg, Bob (72.24)

Year	1st	2nd	3rd	4th	Total	Finish	Money
1949	72	74	71	72	289	T28	$0.00
1954	70	72	70	72	284	T16	$565.00
1955	71	68	75	71	285	T32	$171.43
1957	75	71	71	77	294	T56	$50.00
1958	74	70	75	70	289	T18	$570.00
1959	70	70	69	74	283	T12	$875.00
1960	74	75			149	WD	$0.00
1961	71	70	76	73	290	T50	$150.00
1962	74	73	68	75	290	T48	$150.00
1964	67	73	75	73	288	T23	$756.55
1965	74	73			147	Cut	$0.00
1966	74	70			144	WD70	$0.00
1967	75	77			152	Cut	$0.00
1970	82	71			153	Cut	$0.00
1971	72	79	64	70	285	T12	$2,531.25
1974	70	73	67	69	279	T7	$4,612.50
					Total		$10,431.73

Rose, Clarence (71.93)

Year	1st	2nd	3rd	4th	Total	Finish	Money
1982	73	78			151	Cut	$0.00
1983	71	71	70	75	287	T36	$1,641.82
1984	71	72	71	76	290	T59	$1,100.00
1985	69	71	71	71	282	T12	$9,214.29
1986	74	75			149	Cut	$0.00
1987	70	72	70	74	286	T31	$3,558.00
1988	71	70	71	69	281	T15	$10,500.00
1989	74	76			150	Cut	$0.00
1990	75	73			148	Cut	$0.00
1996	68	72	68	73	281	T9	$37,500.00
1998	76	70	70	69	285	T22	$17,550.00
1999	70	74	64	79	287	T27	$17,375.00
					Total		$98,439.11

Rose, Justin (74.00)

Year	1st	2nd	3rd	4th	Total	Finish	Money
2004	72	76			148	Cut	$0.00
					Total		$0.00

Ross, John (71.17)

Year	1st	2nd	3rd	4th	Total	Finish	Money
1992	68	70	70	77	285	T52	$2,784.00
1993	68	74			142	Cut	$0.00
					Total		$2,784.00

Rossetti, Todd (77.25)

Year	1st	2nd	3rd	4th	Total	Finish	Money
2000	74	79			153	Cut	$0.00
2006	78	78			156	Cut	$0.00
					Total		$0.00

Rotar, Chuck (72.13)

Year	1st	2nd	3rd	4th	Total	Finish	Money
1963	74	68	74	71	287	T61	$0.00
1964	74	74	67	75	290	T36	$456.05
					Total		$456.05

Rouse, Dennis (78.50)

Year	1st	2nd	3rd	4th	Total	Finish	Money
1972	81	76			157	Cut	$0.00
					Total		$0.00

Roy, Jimmy (72.25)

Year	1st	2nd	3rd	4th	Total	Finish	Money
1983	74	72	70	73	289	T54	$908.00
					Total		$908.00

Royer, Hugh (73.23)

Year	1st	2nd	3rd	4th	Total	Finish	Money
1960	80				80	WD	$0.00
1968	68	73	73	71	285	T23	$875.00
1970	72	71	74	72	289	T22	$1,087.50
1971	74	71	79	74	298	T65	$217.00
					Total		$2,179.50

Royer III, Hugh (75.83)

Year	1st	2nd	3rd	4th	Total	Finish	Money
1996	77	77			154	Cut	$0.00
1997	76	76			152	Cut	$0.00
1998	73	76			149	Cut	$0.00
					Total		$0.00

Rubinson, Adam (73.50)

Year	1st	2nd	3rd	4th	Total	Finish	Money
2007	76	71			147	Cut	$0.00
					Total		$0.00

Rubis, Ed (73.50)

Year	1st	2nd	3rd	4th	Total	Finish	Money
1964	75	75	70	74	294	T55	$119.04
					Total		$119.04

Rucker, Bud (77.83)

Year	1st	2nd	3rd	4th	Total	Finish	Money
1957	77	80	79	77	313	69	$0.00
1965	76	78			154	Cut	$0.00
					Total		$0.00

Rudd, Charlie (75.50)

Year	1st	2nd	3rd	4th	Total	Finish	Money
1996	78	73			151	Cut	$0.00
					Total		$0.00

Rudolph, Craig (75.50)

Year	1st	2nd	3rd	4th	Total	Finish	Money
1991	76	75			151	Cut	$0.00
					Total		$0.00

Shell Houston Open
Player Records
1946 thru 2008

Rudolph, Mason (72.61)

Year	1st	2nd	3rd	4th	Total	Finish	Money
1960	68	75	79	71	293	T39	$115.00
1961	70	73	73	72	288	T38	$150.00
1962	68	74	72	74	288	T34	$171.66
1963	72	72	69	66	279	T11	$1,242.86
1966	73	71	69	74	287	T37	$503.00
1967	73	72	75	69	289	T25	$905.63
1968	76	71	77	77	301	70	$0.00
1970	78	75			153	Cut	$0.00
1973	74	73	75	69	291	T33	$1,063.56
1976	75	68	74	73	290	T36	$942.00
					Total		$5,093.71

Rule, Jack (72.79)

Year	1st	2nd	3rd	4th	Total	Finish	Money
1962	72	76	73		221	Cut	$0.00
1963	72	72	70	73	287	T61	$0.00
1964	77	73	70	72	292	T44	$119.05
1965	73	72			145	Cut	$0.00
1966	68	70	76	73	287	T37	$503.00
1967	75	76			151	Cut	$0.00
					Total		$622.05

Rumford, Brett (74.00)

Year	1st	2nd	3rd	4th	Total	Finish	Money
2008	74	74			148	Cut	$0.00
					Total		$0.00

Rummells, Dave (71.88)

Year	1st	2nd	3rd	4th	Total	Finish	Money
1986	74	69	69	78	290	T42	$1,700.00
1987	73	72	72	69	286	T31	$3,558.00
1988	72	68	70	69	279	T9	$18,900.00
1991	70	71	70	73	284	T66	$1,648.00
1992	67	72	69	75	283	T38	$4,920.00
1993	71	70			141	Cut	$0.00
1994	69	72	72	74	287	T47	$3,298.75
1995	73	70	77	72	292	T74	$2,632.00
1998	79	79			158	WD	$0.00
					Total		$36,656.75

Rusche, B. Y. (77.33)

Year	1st	2nd	3rd	4th	Total	Finish	Money
1949	79	79			158	Cut	$0.00
1951	74				74	WD	$0.00
					Total		$0.00

Rusnak, Gary (72.75)

Year	1st	2nd	3rd	4th	Total	Finish	Money
1996	69	75	76	71	291	T66	$3,090.00
					Total		$3,090.00

Russell, Arthur (74.50)

Year	1st	2nd	3rd	4th	Total	Finish	Money
1982	76	73			149	Cut	$0.00
					Total		$0.00

Russell, D. A. (74.00)

Year	1st	2nd	3rd	4th	Total	Finish	Money
1994	75	73			148	Cut	$0.00
					Total		$0.00

Rutledge, Jim (72.25)

Year	1st	2nd	3rd	4th	Total	Finish	Money
2007	72	73	73	71	289	T62	$11,715.00
					Total		$11,715.00

Rymer, Charlie (70.38)

Year	1st	2nd	3rd	4th	Total	Finish	Money
1995	69	69	68	71	277	3	$95,200.00
1996	71	73	71	71	286	T37	$6,450.00
					Total		$101,650.00

Saathoff, Ron (77.00)

Year	1st	2nd	3rd	4th	Total	Finish	Money
1965	74	80			154	Cut	$0.00
					Total		$0.00

Sabbatini, Rory (71.38)

Year	1st	2nd	3rd	4th	Total	Finish	Money
1999	73	72	70	74	289	T40	$9,750.00
2000	71	71	71	76	289	T72	$5,432.00
2002	69	71	66	75	281	T17	$54,133.33
2003	68	70	69	78	285	T58	$10,035.00
2004	74	70	69	70	283	T6	$161,875.00
2005	71	71	72	72	286	T34	$25,800.00
					Total		$267,025.33

Sabo, Ed (73.00)

Year	1st	2nd	3rd	4th	Total	Finish	Money
1976	73	76			149	Cut	$0.00
1977	79	70			149	Cut	$0.00
1978	74	73			147	Cut	$0.00
1979	68	71	74	72	285	T67	$612.00
					Total		$612.00

Sadakata, Akio (72.00)

Year	1st	2nd	3rd	4th	Total	Finish	Money
2003	72	72			144	Cut	$0.00
					Total		$0.00

Salinas, Arnold (79.00)

Year	1st	2nd	3rd	4th	Total	Finish	Money
1976	80	78			158	Cut	$0.00
					Total		$0.00

Sanchez, Javier (73.50)

Year	1st	2nd	3rd	4th	Total	Finish	Money
2005	72	75			147	Cut	$0.00
					Total		$0.00

Sander, Bill (74.42)

Year	1st	2nd	3rd	4th	Total	Finish	Money
1983	71	78			149	Cut	$0.00
1986	74	71	74	80	299	73	$970.00
1987	73	73			146	Cut	$0.00
1989	73	74	75	77	299	T74	$1,520.00
					Total		$2,490.00

Sanders, Doug (72.12)

Year	1st	2nd	3rd	4th	Total	Finish	Money
1960	75	72	69	68	284	T4	$1,800.00
1961	70	73	72	70	285	T17	$700.00
1962	70	70	68	73	281	T5	$2,100.00
1963	70	68	70	72	280	T19	$900.00
1965	72	70	70	68	280	T11	$1,850.00
1966	70	67	72	70	279	6	$4,300.00
1967	74	70	79		223	T74	$0.00
1968	74	73	74	73	294	T55	$0.00
1970	73	70	71	74	288	T15	$1,653.57
1971	78	73	70	74	295	T53	$217.39
1972	68	71	70	71	280	T2	$9,666.66
1973	73	74	76	72	295	T62	$389.67
1976	74	70	75	73	292	T45	$584.00
1977	81				81	WD	$0.00
1978	73	77			150	Cut	$0.00
1979	77	73			150	Cut	$0.00
1980	75	71			146	Cut	$0.00
					Total		$24,161.29

Sanders, Jeff (73.00)

Year	1st	2nd	3rd	4th	Total	Finish	Money
1982	70	76			146	Cut	$0.00
1983	72	74	71	75	292	T68	$808.00
					Total		$808.00

Sanders, Monte (73.83)

Year	1st	2nd	3rd	4th	Total	Finish	Money
1956	73	69	73	75	290	T36	$101.11
1957	73	80			153	Cut	$0.00
					Total		$101.11

Sanderson, Tom (75.75)

Year	1st	2nd	3rd	4th	Total	Finish	Money
1972	78	75			153	Cut	$0.00
1973	74	76			150	Cut	$0.00
					Total		$0.00

Sandow, Todd (74.00)

Year	1st	2nd	3rd	4th	Total	Finish	Money
1993	70	78			148	Cut	$0.00
					Total		$0.00

Sann, David (73.50)

Year	1st	2nd	3rd	4th	Total	Finish	Money
1982	72	75			147	Cut	$0.00
					Total		$0.00

Sanudo, Cesar (71.95)

Year	1st	2nd	3rd	4th	Total	Finish	Money
1971	77	71	72	69	289	T26	$906.75
1972	70	71	71	72	284	T13	$2,187.50
1973	76	74			150	Cut	$0.00
1978	73	73			146	Cut	$0.00
1979	71	67	73	70	281	T46	$831.60
1980	69	74			143	Cut	$0.00
1982	73	73			146	Cut	$0.00
					Total		$3,925.85

Shell Houston Open
Player Records
1946 thru 2008

Sasaki, Hisayuki (73.33)

Year	1st	2nd	3rd	4th	Total	Finish	Money
1996	69	68	72	79	288	T48	$3,693.75
1997	76	76			152	Cut	$0.00
					Total		$3,693.75

Sata, Gerald (78.50)

Year	1st	2nd	3rd	4th	Total	Finish	Money
1960	81	76			157	Cut	$0.00
					Total		$0.00

Sauers, Gene (74.00)

Year	1st	2nd	3rd	4th	Total	Finish	Money
1984	76	76			152	Cut	$0.00
1986	73	69	75	74	291	T48	$1,256.67
1989	75				75	WD	$0.00
					Total		$1,256.67

Scally, Chuck (75.20)

Year	1st	2nd	3rd	4th	Total	Finish	Money
1951	71	70			141	T71	$0.00
1952	73	77	79	75	304	T53	$0.00
1953	78	76			154	Cut	$0.00
1954	81	72			153	Cut	$0.00
					Total		$0.00

Schall, Ken (72.50)

Year	1st	2nd	3rd	4th	Total	Finish	Money
1991	75	70			145	Cut	$0.00
					Total		$0.00

Schauer, Monte (82.00)

Year	1st	2nd	3rd	4th	Total	Finish	Money
1987	82	82			164	Cut	$0.00
					Total		$0.00

Scherrer, Tom (74.00)

Year	1st	2nd	3rd	4th	Total	Finish	Money
1996	75	75			150	Cut	$0.00
1999	72	74			146	Cut	$0.00
2000	77	74			151	Cut	$0.00
2002	70	75			145	Cut	$0.00
					Total		$0.00

Schiene, Marty (72.50)

Year	1st	2nd	3rd	4th	Total	Finish	Money
1987	74	72			146	Cut	$0.00
1988	76	72			148	Cut	$0.00
1993	72	69			141	Cut	$0.00
					Total		$0.00

Schlee, John (73.33)

Year	1st	2nd	3rd	4th	Total	Finish	Money
1967	75	75	71	72	293	T48	$247.25
1968	74	76			150	Cut	$0.00
1970	78	72	73	80	303	60	$268.33
1971	73	69	74	69	285	T12	$2,531.25
1972	74	77			151	Cut	$0.00
1975	72	71	69	76	288	T49	$373.00
1976	71	71	72	76	290	T36	$942.00
					Total		$4,361.83

Schleicher, Troy (76.00)

Year	1st	2nd	3rd	4th	Total	Finish	Money
2006	77	75			152	Cut	$0.00
					Total		$0.00

Schneider, Sam (75.08)

Year	1st	2nd	3rd	4th	Total	Finish	Money
1946	72	70	76	73	291	T22	$0.00
1950	79	71	75		225	T61	$0.00
1951	73	76			149	Cut	$0.00
1952	80				80	WD	$0.00
1953	76	80			156	Cut	$0.00
					Total		$0.00

Schneiter, George (73.80)

Year	1st	2nd	3rd	4th	Total	Finish	Money
1946	72	76	70	72	290	T19	$73.33
1947	73	76	74	77	300	27	$0.00
1949	76	72			148	Cut	$0.00
					Total		$73.33

Schoux, George (71.83)

Year	1st	2nd	3rd	4th	Total	Finish	Money
1947	70	72	74	70	286	T5	$600.00
1949	67	78			145	WD	$0.00
					Total		$600.00

Schreyer, Dave (72.00)

Year	1st	2nd	3rd	4th	Total	Finish	Money
1992	71	73			144	Cut	$0.00
					Total		$0.00

Schroeder, Herb (81.00)

Year	1st	2nd	3rd	4th	Total	Finish	Money
1962	83	79			162	Cut	$0.00
					Total		$0.00

Schroeder, John (71.33)

Year	1st	2nd	3rd	4th	Total	Finish	Money
1971	73	72	70	74	289	T26	$906.75
1972	75	77			152	Cut	$0.00
1975	68	72	67	71	278	4	$7,050.00
1976	72	74			146	T68	$196.54
1978	70	67	70	75	282	T38	$820.00
1979	68	66	70	70	274	T9	$8,400.00
1980	72	72			144	Cut	$0.00
1982	72	75			147	Cut	$0.00
					Total		$17,373.29

Schuchart, Mike (73.25)

Year	1st	2nd	3rd	4th	Total	Finish	Money
1990	74	75			149	Cut	$0.00
1993	72	72			144	Cut	$0.00
					Total		$0.00

Schultz, Jason (73.75)

Year	1st	2nd	3rd	4th	Total	Finish	Money
2006	74	74			148	Cut	$0.00
2007	70	77			147	Cut	$0.00
					Total		$0.00

Schulz, Ted (72.75)

Year	1st	2nd	3rd	4th	Total	Finish	Money
1987	74	73			147	Cut	$0.00
1991	73	71			144	Cut	$0.00
					Total		$0.00

Schute, Denny (76.50)

Year	1st	2nd	3rd	4th	Total	Finish	Money
1954	73	80			153	Cut	$0.00
					Total		$0.00

Schwab, Pat (72.88)

Year	1st	2nd	3rd	4th	Total	Finish	Money
1957	70	74	72	73	289	T21	$377.50
1958	74	72	75	73	294	T46	$50.00
					Total		$427.50

Schwamkrug, Victor (73.75)

Year	1st	2nd	3rd	4th	Total	Finish	Money
1999	76	71			147	Cut	$0.00
2004	78	70			148	Cut	$0.00
					Total		$0.00

Schwartz, Bobby (74.50)

Year	1st	2nd	3rd	4th	Total	Finish	Money
1976	72	77			149	Cut	$0.00
					Total		$0.00

Schwartzel, Charl (74.25)

Year	1st	2nd	3rd	4th	Total	Finish	Money
2006	73	71	78	75	297	81	$9,790.00
					Total		$9,790.00

Schwarzrock, Brent (73.00)

Year	1st	2nd	3rd	4th	Total	Finish	Money
2001	72	76			148	Cut	$0.00
2003	73	71			144	Cut	$0.00
					Total		$0.00

Scott, Adam (70.56)

Year	1st	2nd	3rd	4th	Total	Finish	Money
2001	68	73	77	76	294	T62	$7,208.00
2002	72	67	67	71	277	T6	$129,500.00
2003	68	80			148	Cut	$0.00
2007	69	71	65	66	271	1	$990,000.00
2008	63	76			139	WD	$0.00
					Total		$1,126,708.00

Scott, Greg (72.00)

Year	1st	2nd	3rd	4th	Total	Finish	Money
1994	72	72			144	Cut	$0.00
					Total		$0.00

Seamaan, Bobby (80.82)

Year	1st	2nd	3rd	4th	Total	Finish	Money
1947	79	81	87		247	Cut	$0.00
1949	88	86			174	Cut	$0.00
1950	81	73	73	77	304	57	$0.00
1952	83	81			164	Cut	$0.00
					Total		$0.00

Shell Houston Open
Player Records
1946 thru 2008

Seawell, David (75.50)

Year	1st	2nd	3rd	4th	Total	Finish	Money
1999	73	78			151	Cut	$0.00
				Total			$0.00

Seligman, Larry (76.50)

Year	1st	2nd	3rd	4th	Total	Finish	Money
1990	77	76			153	Cut	$0.00
				Total			$0.00

Sellman, Jack (74.01)

Year	1st	2nd	3rd	4th	Total	Finish	Money
1947	75	76	76	75	302	29	$0.00
1949	70	76	77	76	299	T51	$0.00
1950	77	73	75	76	301	54	$0.00
1951	72	70	75	72	289	T31	$0.00
1952	77	79			156	Cut	$0.00
1954	74	71	74	73	292	T52	$0.00
1955	71	79	72	72	294	69	$0.00
1956	73	75	69	69	286	T15	$0.00
1957	73	72	72	76	293	T51	$0.00
1958	73	75	75		223	Cut	$0.00
1959	72	70	74	75	291	T38	$50.00
1960	70	73	74	72	289	T21	$570.00
1961	74	71	71	73	289	T44	$150.00
1962	71	74	76		221	Cut	$0.00
1963	69	74	73	72	288	T66	$0.00
1965	71	72	80	76	299	70	$0.00
1966	79	71			150	Cut	$0.00
1974	78	74			152	Cut	$0.00
1977	78	83			161	Cut	$0.00
1978	78	80			158	Cut	$0.00
				Total			$770.00

Senden, John (71.45)

Year	1st	2nd	3rd	4th	Total	Finish	Money
2002	72	72			144	Cut	$0.00
2003	71	70	70	72	283	T44	$13,986.00
2004	74	76			150	Cut	$0.00
2005	73	69	72	72	286	T34	$25,800.00
2006	71	69	72	71	283	T21	$47,750.00
2007	71	72	72	68	283	T31	$34,100.00
				Total			$121,636.00

Serafin, John (75.50)

Year	1st	2nd	3rd	4th	Total	Finish	Money
1954	76	75			151	Cut	$0.00
				Total			$0.00

Seta, Gerald (76.50)

Year	1st	2nd	3rd	4th	Total	Finish	Money
1961	76	77			153	Cut	$0.00
				Total			$0.00

Sewgolum, Sewsunker (74.75)

Year	1st	2nd	3rd	4th	Total	Finish	Money
1967	75	73	73	78	299	T65	$0.00
				Total			$0.00

Shaeffer, Chuck (79.00)

Year	1st	2nd	3rd	4th	Total	Finish	Money
1951	77	81			158	Cut	$0.00
				Total			$0.00

Shannon, Tommy (83.50)

Year	1st	2nd	3rd	4th	Total	Finish	Money
1949	83	84			167	Cut	$0.00
				Total			$0.00

Sharpe, Bobby (75.50)

Year	1st	2nd	3rd	4th	Total	Finish	Money
1963	78	73			151	Cut	$0.00
				Total			$0.00

Shave Jr, Bob (72.92)

Year	1st	2nd	3rd	4th	Total	Finish	Money
1961	73	74	74		221	Cut	$0.00
1962	70	73	77	71	291	T55	$150.00
1963	73	72	72	67	284	T34	$170.00
1966	76	76			152	Cut	$0.00
				Total			$320.00

Shaw, Bob (73.50)

Year	1st	2nd	3rd	4th	Total	Finish	Money
1975	68	75	73	78	294	T74	$0.00
				Total			$0.00

Shaw, Tom (73.25)

Year	1st	2nd	3rd	4th	Total	Finish	Money
1965	72	74			146	Cut	$0.00
1970	80	73			153	Cut	$0.00
1971	82	69	73	80	304	T74	$217.39
1972	73	74	66	74	287	T23	$1,078.75
1974	71	75			146	Cut	$0.00
1975	72	73			145	Cut	$0.00
1976	70	73	72	75	290	T36	$942.00
1977	75	73			148	Cut	$0.00
1978	70	69	76	72	287	T63	$365.00
1979	70	75			145	Cut	$0.00
				Total			$2,603.14

Shea, Mike (73.00)

Year	1st	2nd	3rd	4th	Total	Finish	Money
1978	73	73			146	Cut	$0.00
				Total			$0.00

Shearer, Bob (70.37)

Year	1st	2nd	3rd	4th	Total	Finish	Money
1977	72	72	70	69	283	T11	$3,800.00
1978	65	72	71	69	277	T11	$3,920.00
1979	68	71	72	68	279	T34	$1,482.85
1980	68	71	75	68	282	T56	$784.00
1981	71	70	69		210	T34	$1,242.50
1982	69	67	64	75	275	2	$37,800.00
1983	72	75			147	Cut	$0.00
1984	72	75			147	Cut	$0.00
				Total			$49,029.35

Sheehan, Patrick (72.28)

Year	1st	2nd	3rd	4th	Total	Finish	Money
2003	68	73	70	72	283	T44	$13,986.00
2004	69	71	74	71	285	T11	$96,250.00
2005	73	69	75	74	291	T57	$11,100.00
2006	70	72	75	76	293	77	$10,230.00
2008	77	72			149	Cut	$0.00
				Total			$131,566.00

Shelton, Bill (77.50)

Year	1st	2nd	3rd	4th	Total	Finish	Money
1960	75	77			152	Cut	$0.00
1961	81	76			157	Cut	$0.00
1964	78	78			156	Cut	$0.00
				Total			$0.00

Shelton, Jack (79.00)

Year	1st	2nd	3rd	4th	Total	Finish	Money
1957	79				79	WD	$0.00
				Total			$0.00

Shields, Bill (75.00)

Year	1st	2nd	3rd	4th	Total	Finish	Money
1950	74	77	74		225	T61	$0.00
				Total			$0.00

Shields, Jack (74.25)

Year	1st	2nd	3rd	4th	Total	Finish	Money
1951	70	76	73	73	292	T45	$0.00
1952	77	73	75	77	302	T49	$0.00
				Total			$0.00

Shirey Jr, Don (72.70)

Year	1st	2nd	3rd	4th	Total	Finish	Money
1987	70	71	76	76	293	T60	$1,308.00
1989	69	72	76	72	289	T32	$4,840.00
1990	73	72			145	Cut	$0.00
				Total			$6,148.00

Shock, Donald (77.00)

Year	1st	2nd	3rd	4th	Total	Finish	Money
1953	77	79			156	Cut	$0.00
1954	71	79	79		229	Cut	$0.00
				Total			$0.00

Shoemaker, Dick (76.25)

Year	1st	2nd	3rd	4th	Total	Finish	Money
1950	77	74			151	Cut	$0.00
1953	76	78			154	Cut	$0.00
				Total			$0.00

Short, Terry (77.50)

Year	1st	2nd	3rd	4th	Total	Finish	Money
1973	78	77			155	Cut	$0.00
				Total			$0.00

Short, Wes (74.50)

Year	1st	2nd	3rd	4th	Total	Finish	Money
2002	74	75			149	Cut	$0.00
				Total			$0.00

Short, Jr., Wes (71.90)

Year	1st	2nd	3rd	4th	Total	Finish	Money
2005	72	73			145	Cut	$0.00
2006	72	68	68	75	283	T21	$47,750.00
2007	69	74	69	79	291	T69	$10,890.00
				Total			$58,640.00

Shultz, Bob (78.00)

Year	1st	2nd	3rd	4th	Total	Finish	Money
1954	78				78	DQ	$0.00
				Total			$0.00

Shell Houston Open
Player Records
1946 thru 2008

Shuster, David (74.50)

Year	1st	2nd	3rd	4th	Total	Finish	Money
1976	74	75			149	Cut	$0.00
					Total		$0.00

Sicks, Ivan (74.14)

Year	1st	2nd	3rd	4th	Total	Finish	Money
1952	75	73	74	73	295	T23	$70.00
1954	76	74	74		224	Cut	$0.00
					Total		$70.00

Sicks, Ralph (76.50)

Year	1st	2nd	3rd	4th	Total	Finish	Money
1951	74	79			153	Cut	$0.00
					Total		$0.00

Sieckmann, Tom (72.22)

Year	1st	2nd	3rd	4th	Total	Finish	Money
1985	71	78			149	Cut	$0.00
1986	73	72	73	75	293	T58	$1,105.00
1987	76	71			147	Cut	$0.00
1988	74	71			145	Cut	$0.00
1990	74	73			147	Cut	$0.00
1991	72	70	71	71	284	T66	$1,648.00
1992	68	70	73	72	283	T38	$4,920.00
1993	68	69	70		207	T26	$9,230.00
1994	72	70	78	75	295	79	$2,366.00
					Total		$19,269.00

Sifford, Charles (73.07)

Year	1st	2nd	3rd	4th	Total	Finish	Money
1963	67	69	70	71	277	T7	$1,825.00
1965	71	74			145	Cut	$0.00
1966	71	67	74	76	288	T42	$305.00
1967	74	76	73	76	299	T65	$0.00
1968	74	76			150	Cut	$0.00
1970	77	69	77	73	296	T47	$323.67
1972	76				76	WD	$0.00
1973	79	73			152	Cut	$0.00
1974	72	71	71	76	290	T59	$288.67
					Total		$2,742.34

Sifford, Curtis (74.00)

Year	1st	2nd	3rd	4th	Total	Finish	Money
1972	74	71	70	76	291	T51	$231.83
1974	74	72			146	Cut	$0.00
1976	74	73			147	Cut	$0.00
1981	77	79			156	Cut	$0.00
					Total		$231.83

Sikes, Dan (71.07)

Year	1st	2nd	3rd	4th	Total	Finish	Money
1962	71	68	71	68	278	T2	$3,800.00
1963	69	71	71	71	282	T25	$625.00
1966	72	72	69	73	286	T31	$683.33
1967	67	72	70	73	282	10	$2,990.00
1968	66	68	69	73	276	3	$7,500.00
1970	73	72	74	76	295	T45	$412.50
1971	70	75	71	66	282	T5	$4,812.50
1972	72	79			151	Cut	$0.00
					Total		$20,823.33

Sikes, R. H. (72.50)

Year	1st	2nd	3rd	4th	Total	Finish	Money
1966	76	70	73	71	290	T51	$0.00
1967	71	70	76	75	292	T44	$345.00
1968	71	69	72	71	283	T14	$1,750.00
1970	74	71	71	73	289	T22	$1,087.50
1971	77	70	70	75	292	T40	$506.00
1976	72	75			147	Cut	$0.00
1981	70	77			147	Cut	$0.00
					Total		$3,688.50

Sills, Tony (73.26)

Year	1st	2nd	3rd	4th	Total	Finish	Money
1983	73	76			149	Cut	$0.00
1984	66	71	71	78	286	T39	$1,900.00
1985	73	75			148	Cut	$0.00
1987	71	71	75	79	296	T66	$1,236.00
1988	75	72			147	Cut	$0.00
1989	71	70	75	76	292	T47	$2,054.86
1990	67	72	65		204	1	$180,000.00
1992	76	75			151	Cut	$0.00
1993	71	70			141	Cut	$0.00
1994	69	75			144	Cut	$0.00
1995	74	77			151	Cut	$0.00
1996	73	72			145	Cut	$0.00
1997	76	81			157	Cut	$0.00
1998	75	72			147	Cut	$0.00
1999	74	73			147	Cut	$0.00
2000	79				79	WD	$0.00
					Total		$185,190.86

Silveira, Larry (72.54)

Year	1st	2nd	3rd	4th	Total	Finish	Money
1990	68	75	69		212	T45	$2,636.36
1991	68	72	73	75	288	T75	$1,520.00
1992	71	76			147	Cut	$0.00
1994	74	70			144	Cut	$0.00
1997	77	75			152	Cut	$0.00
					Total		$4,156.36

Sim, Michael (72.00)

Year	1st	2nd	3rd	4th	Total	Finish	Money
2008	72	72	70	74	288	T57	$12,432.00
					Total		$12,432.00

Simkulet, Ronald (79.00)

Year	1st	2nd	3rd	4th	Total	Finish	Money
1973	83	75			158	Cut	$0.00
					Total		$0.00

Simon, Deray (75.00)

Year	1st	2nd	3rd	4th	Total	Finish	Money
1963	77	73			150	Cut	$0.00
					Total		$0.00

Simons, Jim (73.33)

Year	1st	2nd	3rd	4th	Total	Finish	Money
1973	77	76			153	Cut	$0.00
1974	77	75			152	Cut	$0.00
1975	72	73			145	Cut	$0.00
1976	76	73			149	Cut	$0.00
1977	72	71	76	70	289	T38	$760.00
1985	69	67	75	75	286	T37	$1,950.00
1986	74	72			146	Cut	$0.00
					Total		$2,710.00

Simonsen, Henrik (77.00)

Year	1st	2nd	3rd	4th	Total	Finish	Money
1991	79	73			152	Cut	$0.00
1992	80	77			157	Cut	$0.00
1993	79	75			154	Cut	$0.00
2005	79	74			153	Cut	$0.00
					Total		$0.00

Simpson, Jim (75.29)

Year	1st	2nd	3rd	4th	Total	Finish	Money
1951	74	74			148	Cut	$0.00
1952	71	77	77	74	299	T40	$0.00
1953	80				80	DQ	$0.00
					Total		$0.00

Simpson, Scott (71.18)

Year	1st	2nd	3rd	4th	Total	Finish	Money
1979	69	67	70	70	276	T16	$4,500.00
1980	71	73			144	Cut	$0.00
1981	72	69	74		215	T69	$525.00
1982	71	73	72	70	286	T36	$1,542.13
1990	68	68	69		205	T3	$39,062.50
1995	68	71	75	69	283	T19	$15,225.00
1999	70	78			148	Cut	$0.00
2001	72	71	74	72	289	T35	$16,405.00
2002	74	73			147	Cut	$0.00
					Total		$77,259.63

Simpson, Tim (71.55)

Year	1st	2nd	3rd	4th	Total	Finish	Money
1978	70	67	70	73	280	T27	$1,420.00
1979	74	70			144	Cut	$0.00
1981	74	68	72		214	T66	$540.75
1983	77	72			149	Cut	$0.00
1984	73	74			147	Cut	$0.00
1987	72	73	78	72	295	65	$1,260.00
1988	68	70	69	69	276	6	$25,200.00
1990	70	67	71		208	T24	$8,525.00
1993	72	66	72		210	T52	$3,001.15
1994	73	69	72	77	291	T71	$2,535.00
1997	76	71			147	Cut	$0.00
					Total		$42,481.90

Shell Houston Open
Player Records
1946 thru 2008

Sindelar, Joey (72.03)

Year	1st	2nd	3rd	4th	Total	Finish	Money
1984	71	72	68	70	281	T17	$7,250.00
1985	72	71	70	71	284	T24	$4,050.00
1995	73	67	72	72	284	T27	$9,940.00
1996	69	75	72	74	290	T63	$3,180.00
1997	73	75			148	Cut	$0.00
1998	73	72	73	73	291	T59	$4,340.00
1999	68	68	71	77	284	T10	$53,571.42
2000	74	69			143	Cut	$0.00
2001	76	78			154	Cut	$0.00
2002	74	70			144	Cut	$0.00
2004	69	77			146	Cut	$0.00
2007	70	71	75	72	288	T56	$12,265.00
					Total		$94,596.42

Singh, Jeev M. (72.75)

Year	1st	2nd	3rd	4th	Total	Finish	Money
2007	73	72	72	79	296	78	$10,120.00
2008	73	70	72	71	286	T39	$21,280.00
					Total		$31,400.00

Singh, Vijay (69.95)

Year	1st	2nd	3rd	4th	Total	Finish	Money
1994	72	67	69	70	278	T5	$49,400.00
1995	70	70	70	70	280	T8	$40,600.00
1996	71	68	71	74	284	T21	$13,350.00
1997	71	71	71	77	290	T43	$5,760.00
1999	71	69	70	73	283	T5	$84,750.00
2001	73	70	69	71	283	T6	$113,900.00
2002	67	65	66	68	266	1	$720,000.00
2003	67	68	70	71	276	T9	$117,000.00
2004	74	66	69	68	277	1	$900,000.00
2005	64	71	70	70	275	1	$900,000.00
2006	69	71	75	71	286	T36	$24,234.30
					Total		$2,968,994.30

Singletary, Robert (77.25)

Year	1st	2nd	3rd	4th	Total	Finish	Money
1989	77	79			156	Cut	$0.00
1994	78	75			153	Cut	$0.00
					Total		$0.00

Sisk, Geoffrey (75.50)

Year	1st	2nd	3rd	4th	Total	Finish	Money
1999	75	76			151	Cut	$0.00
					Total		$0.00

Sitton, Billy (81.75)

Year	1st	2nd	3rd	4th	Total	Finish	Money
1995	75	83			158	Cut	$0.00
1999	86	83			169	Cut	$0.00
					Total		$0.00

Skinner, Sonny (73.10)

Year	1st	2nd	3rd	4th	Total	Finish	Money
1990	72	73			145	Cut	$0.00
1992	69	78			147	Cut	$0.00
1997	76	75			151	Cut	$0.00
1998	74	71	71	72	288	T44	$6,600.00
					Total		$6,600.00

Skorheim, Bill (77.50)

Year	1st	2nd	3rd	4th	Total	Finish	Money
2002	75	80			155	Cut	$0.00
					Total		$0.00

Slipko, Mike (73.00)

Year	1st	2nd	3rd	4th	Total	Finish	Money
1976	73	73			146	T68	$196.54
					Total		$196.54

Slocum, Heath (71.58)

Year	1st	2nd	3rd	4th	Total	Finish	Money
2002	70	73	72	70	285	T34	$18,109.09
2003	70	70	73	69	282	T39	$18,450.00
2004	73	70	74	75	292	T54	$11,400.00
					Total		$47,959.09

Sluman, Jeff (72.27)

Year	1st	2nd	3rd	4th	Total	Finish	Money
1985	70	73	73	70	286	T37	$1,950.00
1986	70	83			153	Cut	$0.00
1987	71	76			147	Cut	$0.00
1989	77	74			151	Cut	$0.00
1991	73	67	66	73	279	T25	$6,106.66
1992	67	74	75	69	285	T52	$2,784.00
1993	68	68	73		209	T41	$4,115.09
1994	74	71			145	Cut	$0.00
2001	75	72			147	Cut	$0.00
2007	77				77	WD	$0.00
					Total		$14,955.75

Small, Mike (76.00)

Year	1st	2nd	3rd	4th	Total	Finish	Money
1998	76	76			152	WD	$0.00
					Total		$0.00

Small, Terry (74.25)

Year	1st	2nd	3rd	4th	Total	Finish	Money
1973	74	72	75	76	297	T69	$333.00
					Total		$333.00

Smith, Al (71.00)

Year	1st	2nd	3rd	4th	Total	Finish	Money
1949	70	69	74	71	284	T10	$256.66
					Total		$256.66

Smith, Bob (72.45)

Year	1st	2nd	3rd	4th	Total	Finish	Money
1968	71	72	77	72	292	T51	$205.00
1970	72	71	75	76	294	T42	$475.00
1971	73	70	75	70	288	T22	$1,225.00
1972	75	68	75	70	288	T28	$821.00
1973	72	74	72	73	291	T33	$1,063.55
1974	70	72	76	71	289	T53	$333.84
1975	72	71	73	73	289	T53	$322.55
1976	75	71			146	T68	$196.54
1977	72	73	77	67	289	T38	$760.00
1979	70	70	72	75	287	T71	$588.00
					Total		$5,990.48

Smith, Brian (77.00)

Year	1st	2nd	3rd	4th	Total	Finish	Money
2003	76	80			156	Cut	$0.00
2004	76	76			152	Cut	$0.00
					Total		$0.00

Smith, Chris (73.13)

Year	1st	2nd	3rd	4th	Total	Finish	Money
1987	79	68			147	Cut	$0.00
1996	73	74			147	Cut	$0.00
1998	73	80			153	Cut	$0.00
1999	69	72	73	74	288	T33	$12,928.57
2001	71	72	70	75	288	T26	$23,138.89
2002	71	77			148	Cut	$0.00
2005	67	72	78	78	295	T75	$9,450.00
2006	72	72	75	70	289	T59	$11,770.00
					Total		$57,287.46

Smith, Earl (73.38)

Year	1st	2nd	3rd	4th	Total	Finish	Money
1972	73	74	72	68	287	T23	$1,078.75
1973	74	74	77	75	300	T74	$0.00
					Total		$1,078.75

Smith, Horton (73.90)

Year	1st	2nd	3rd	4th	Total	Finish	Money
1949	71	71	71	71	284	T10	$256.66
1950	78	74			152	Cut	$0.00
1951	69	73	76	76	294	T51	$0.00
1952	72	75	72	74	293	T17	$135.00
1953	76	72	72	74	294	T41	$0.00
1954	78	79			157	Cut	$0.00
1955	77	77			154	Cut	$0.00
1956	71	74	75	74	294	T59	$0.00
1957	73	72	76		221	Cut	$0.00
					Total		$391.66

Smith, Ivan (76.50)

Year	1st	2nd	3rd	4th	Total	Finish	Money
1983	77	77			154	Cut	$0.00
1985	74	78			152	Cut	$0.00
					Total		$0.00

Smith, Jack (74.71)

Year	1st	2nd	3rd	4th	Total	Finish	Money
1959	79	74			153	Cut	$0.00
1960	71	76	78		225	Cut	$0.00
1961	74	73	71	75	293	T60	$150.00
1963	77	73			150	Cut	$0.00
1964	75	71	73	76	295	T57	$119.04
1965	75	79			154	Cut	$0.00
					Total		$269.04

Smith, Jerry (71.56)

Year	1st	2nd	3rd	4th	Total	Finish	Money
2000	66	75	70	74	285	T53	$6,392.00
2001	71	72	73	75	291	T46	$8,959.00
2002	70	70	71	80	291	T66	$8,280.00
2006	67	70	69	72	278	5	$220,000.00
					Total		$243,631.00

Shell Houston Open
Player Records
1946 thru 2008

Smith, Mike (73.26)

Year	1st	2nd	3rd	4th	Total	Finish	Money
1984	70	75			145	Cut	$0.00
1985	70	76			146	Cut	$0.00
1986	72	73	77	79	301	T74	$950.00
1987	70	73	74	72	289	T45	$1,716.00
1990	70	73	75		218	80	$1,800.00
1992	74	75			149	Cut	$0.00
1994	75	73			148	Cut	$0.00
1995	69	73	73	74	289	T59	$2,996.00
			Total				$7,462.00

Smith, Neale (70.50)

Year	1st	2nd	3rd	4th	Total	Finish	Money
1993	73	68			141	Cut	$0.00
			Total				$0.00

Smith, Taylor (73.00)

Year	1st	2nd	3rd	4th	Total	Finish	Money
1996	70	74	75		219	DQ81	$0.00
			Total				$0.00

Smith, Vernon (76.00)

Year	1st	2nd	3rd	4th	Total	Finish	Money
1950	79	73	76	75	303	56	$0.00
1952	76	77			153	Cut	$0.00
			Total				$0.00

Smith Jr, Warren (76.11)

Year	1st	2nd	3rd	4th	Total	Finish	Money
1950	77	78			155	Cut	$0.00
1954	70				70	DQ	$0.00
1957	75	78			153	Cut	$0.00
1958	74	76			150	Cut	$0.00
1960	75	82			157	Cut	$0.00
			Total				$0.00

Snead, J. C. (72.00)

Year	1st	2nd	3rd	4th	Total	Finish	Money
1971	72	75	76	73	296	T58	$217.39
1975	70	71	72	73	286	T32	$778.33
1978	69	71	71	73	284	T49	$492.00
1979	70	66	69	71	276	T16	$4,500.00
1980	68	73	68	71	280	T39	$1,200.50
1981	70	70	71		211	T43	$819.00
1983	74	74			148	Cut	$0.00
1984	72	69	75	78	294	70	$1,000.00
1986	79	66	73	73	291	T48	$1,256.66
1987	74				74	WD	$0.00
1988	76	73			149	DQ	$0.00
1989	71	72	74	74	291	T42	$2,800.00
			Total				$13,063.88

Snead, Sam (71.29)

Year	1st	2nd	3rd	4th	Total	Finish	Money
1946	69	74	66	70	279	3	$1,000.00
1949	70	71	74	66	281	7	$520.00
1953	71	71	73	69	284	T6	$950.00
1980	77	77			154	Cut	$0.00
			Total				$2,470.00

Snedeker, Brandt (75.25)

Year	1st	2nd	3rd	4th	Total	Finish	Money
2004	73	77			150	Cut	$0.00
2007	78	73			151	Cut	$0.00
			Total				$0.00

Sneed, Ed (71.82)

Year	1st	2nd	3rd	4th	Total	Finish	Money
1972	78	75			153	Cut	$0.00
1973	72	70	71	72	285	T10	$5,330.00
1974	69	71	73	74	287	T39	$540.00
1976	69	70	70	73	282	T7	$5,900.00
1982	64	70	71	70	275	1	$63,000.00
1983	71	72	72	71	286	T30	$2,430.00
1984	74	71			145	Cut	$0.00
1985	74	72			146	Cut	$0.00
1986	75	75			150	Cut	$0.00
1991	72	75			147	Cut	$0.00
1993	66	73	75		214	T72	$2,548.00
			Total				$79,748.00

Snodgrass, Terry (73.75)

Year	1st	2nd	3rd	4th	Total	Finish	Money
1985	73	71	74	77	295	T69	$1,010.00
			Total				$1,010.00

Snow, Ansel (75.00)

Year	1st	2nd	3rd	4th	Total	Finish	Money
1950	74	74	75		223	T61	$0.00
1951	76				76	WD	$0.00
1954	74	74	78		226	Cut	$0.00
			Total				$0.00

Snyder, John (81.00)

Year	1st	2nd	3rd	4th	Total	Finish	Money
1988	81				81	WD	$0.00
			Total				$0.00

Snyder III, Joey (73.50)

Year	1st	2nd	3rd	4th	Total	Finish	Money
2005	72	75			147	Cut	$0.00
			Total				$0.00

Soli, Mick (73.40)

Year	1st	2nd	3rd	4th	Total	Finish	Money
1980	70	76			146	Cut	$0.00
1983	81	71			152	Cut	$0.00
1984	69	73	68	76	286	T39	$1,900.00
1985	74	76			150	Cut	$0.00
			Total				$1,900.00

Sommers, Jack (75.50)

Year	1st	2nd	3rd	4th	Total	Finish	Money
1978	77	74			151	Cut	$0.00
			Total				$0.00

Sota, Ramon (72.63)

Year	1st	2nd	3rd	4th	Total	Finish	Money
1964	68	71	73	74	286	T17	$994.05
1967	74	74	74	73	295	T55	$0.00
			Total				$994.05

Souchak, Mike (71.54)

Year	1st	2nd	3rd	4th	Total	Finish	Money
1953	75	71	73	74	293	T39	$0.00
1954	76	70	77		223	Cut	$0.00
1955	70	71	67	65	273	1	$6,000.00
1956	71	74	78		223	Cut	$0.00
1957	71	70	71	72	284	T5	$1,600.00
1958	76	72	74	71	293	T38	$50.00
1959	70	71	70	67	278	T3	$1,850.00
1960	73	72	70	72	287	T13	$852.00
1961	72	73	70	72	287	T26	$284.17
1962	71	72	71	72	286	T17	$800.00
1963	73	71	71	69	284	T34	$170.00
1964	71	69	68	70	278	1	$7,619.05
1965	68	70	71	71	280	T11	$1,850.00
1966	75	72	70	77	294	T63	$0.00
			Total				$21,075.22

Soulsby, Bruce (74.25)

Year	1st	2nd	3rd	4th	Total	Finish	Money
1987	76	72			148	Cut	$0.00
1988	77	72			149	Cut	$0.00
			Total				$0.00

Sowinski, Gary (78.00)

Year	1st	2nd	3rd	4th	Total	Finish	Money
1986	78	78			156	Cut	$0.00
			Total				$0.00

Spang, Mike (74.75)

Year	1st	2nd	3rd	4th	Total	Finish	Money
1972	74	69	74	82	299	72	$227.27
			Total				$227.27

Speer, Sammy (76.15)

Year	1st	2nd	3rd	4th	Total	Finish	Money
1947	73	80	78	82	313	T44	$0.00
1951	78	70			148	Cut	$0.00
1953	78	80			158	Cut	$0.00
1959	74	72	77		223	Cut	$0.00
1963	72	76			148	Cut	$0.00
			Total				$0.00

Spence, Bob (73.67)

Year	1st	2nd	3rd	4th	Total	Finish	Money
1961	75	75	71		221	Cut	$0.00
			Total				$0.00

Spence, C. L. (78.60)

Year	1st	2nd	3rd	4th	Total	Finish	Money
1947	83	80	78	82	323	T51	$0.00
1949	76	79			155	Cut	$0.00
1951	81	75			156	Cut	$0.00
1952	76	76			152	Cut	$0.00
			Total				$0.00

Spence, Craig (72.90)

Year	1st	2nd	3rd	4th	Total	Finish	Money
1999	71	73	73	79	296	T70	$4,950.00
2000	74	68	71	70	283	T38	$11,480.00
2001	74	76			150	Cut	$0.00
			Total				$16,430.00

Shell Houston Open
Player Records
1946 thru 2008

Sposa, Mike (72.40)

Year	1st	2nd	3rd	4th	Total	Finish	Money
1999	77				77	WD	$0.00
2000	69	68	71	70	278	T7	$84,350.00
2001	75	70	68	76	289	T35	$16,405.00
2002	75	74			149	Cut	$0.00
2003	72	71			143	Cut	$0.00
2006	74	76			150	Cut	$0.00
					Total		$100,755.00

Spradlin, Jack (73.00)

Year	1st	2nd	3rd	4th	Total	Finish	Money
1978	77	70			147	Cut	$0.00
1979	72	71			143	Cut	$0.00
1984	77	71			148	Cut	$0.00
					Total		$0.00

Spray, Steve (74.00)

Year	1st	2nd	3rd	4th	Total	Finish	Money
1965	71	73	78	71	293	T65	$0.00
1966	72	76			148	Cut	$0.00
1967	74	72	72	72	290	T31	$733.12
1968	69	69	71	72	281	10	$2,600.00
1970	76	73	71	73	293	T38	$562.50
1971	77	76			153	Cut	$0.00
1972	78	72			150	Cut	$0.00
1973	80	88			168	Cut	$0.00
					Total		$3,895.62

Springer, Marshall (75.25)

Year	1st	2nd	3rd	4th	Total	Finish	Money
1950	77	77			154	Cut	$0.00
1951	73	74			147	Cut	$0.00
					Total		$0.00

Springer, Mike (71.10)

Year	1st	2nd	3rd	4th	Total	Finish	Money
1991	71	70	69	65	275	T5	$30,400.00
1992	72	72			144	Cut	$0.00
1993	70	69	64		203	T7	$39,162.50
1995	71	73			144	Cut	$0.00
1996	65	70	74	72	281	T9	$37,500.00
1998	75	76			151	Cut	$0.00
1999	74	74			148	Cut	$0.00
2000	75	72			147	Cut	$0.00
					Total		$107,062.50

Stackhouse, Lefty (75.87)

Year	1st	2nd	3rd	4th	Total	Finish	Money
1947	76	78	74	81	309	T40	$0.00
1951	74	72	79		225	T66	$0.00
1952	74	73	79	78	304	T53	$0.00
1959	79	74			153	Cut	$0.00
1963	74	73			147	Cut	$0.00
					Total		$0.00

Stadler, Craig (71.09)

Year	1st	2nd	3rd	4th	Total	Finish	Money
1977	74	70	73	75	292	T56	$415.00
1979	70	68	72	73	283	T55	$669.00
1981	74	68	70		212	T50	$645.75
1986	69	70	71	72	282	T9	$12,500.00
1987	71	76			147	Cut	$0.00
1989	72	71	68	70	281	2	$86,400.00
1991	67	73	70	71	281	T41	$2,532.37
1995	70	69	73	74	286	T41	$5,180.00
2000	66	69	69	71	275	2	$302,400.00
2001	73	76			149	Cut	$0.00
					Total		$410,742.12

Stadler, Kevin (73.42)

Year	1st	2nd	3rd	4th	Total	Finish	Money
2005	72	69	77	73	291	T57	$11,100.00
2006	71	68	77	78	294	T78	$10,010.00
2007	74	73			147	Cut	$0.00
2008	75	74			149	Cut	$0.00
					Total		$21,110.00

Stafford, Roland (77.00)

Year	1st	2nd	3rd	4th	Total	Finish	Money
1960	77	77			154	Cut	$0.00
					Total		$0.00

Stamps, Jim (72.25)

Year	1st	2nd	3rd	4th	Total	Finish	Money
1955	74	70	71	74	289	T55	$0.00
					Total		$0.00

Standly, Mike (73.81)

Year	1st	2nd	3rd	4th	Total	Finish	Money
1991	75	74			149	Cut	$0.00
1992	71	69	72	79	291	T78	$2,196.00
1993	71	75			146	Cut	$0.00
1994	70	80			150	Cut	$0.00
1995	72	71	73	73	289	T59	$2,996.00
1996	81	75			156	Cut	$0.00
1997	78	76			154	Cut	$0.00
1998	72	74	75	72	293	T67	$4,080.00
1999	72	73	72	74	291	T51	$5,788.89
					Total		$15,060.89

Stanford, Jerry (80.00)

Year	1st	2nd	3rd	4th	Total	Finish	Money
1951	75	85			160	Cut	$0.00
					Total		$0.00

Stankowski, Paul (71.48)

Year	1st	2nd	3rd	4th	Total	Finish	Money
1994	74	71			145	Cut	$0.00
1995	71	68	71	68	278	T4	$61,600.00
1996	73	73			146	Cut	$0.00
1998	70	75	74	70	289	T47	$5,206.67
1999	73	76			149	Cut	$0.00
2000	67	69	78	65	279	T11	$57,400.00
2001	73	69	80	73	295	T67	$6,936.00
2002	72	68	66	78	284	T31	$24,800.00
2003	69	66	71	73	279	T21	$43,521.43
2004	72	70	71	72	285	T11	$96,250.00
2006	76	75			151	Cut	$0.00
2007	69	71	65	74	279	T14	$93,500.00
					Total		$389,214.10

Stanton, Bob (71.00)

Year	1st	2nd	3rd	4th	Total	Finish	Money
1974	70	68	69	74	281	T9	$3,450.00
1975	73	72			145	Cut	$0.00
					Total		$3,450.00

Starks, Nate (74.50)

Year	1st	2nd	3rd	4th	Total	Finish	Money
1976	74	75			149	Cut	$0.00
					Total		$0.00

Staten, B. J. (72.25)

Year	1st	2nd	3rd	4th	Total	Finish	Money
2006	73	70	69	77	289	T59	$11,770.00
					Total		$11,770.00

Staton, Kenneth (71.33)

Year	1st	2nd	3rd	4th	Total	Finish	Money
2002	75	72			147	Cut	$0.00
2003	69	70	70	72	281	T31	$24,975.00
					Total		$24,975.00

Steel, Iain (75.00)

Year	1st	2nd	3rd	4th	Total	Finish	Money
1998	77	73			150	Cut	$0.00
					Total		$0.00

Steelsmith, Jerry (71.96)

Year	1st	2nd	3rd	4th	Total	Finish	Money
1961	75	72	74		221	Cut	$0.00
1962	73	72	75	74	294	T72	$150.00
1963	67	70	73	72	282	T25	$625.00
1964	70	72	73	72	287	T20	$894.05
1965	72	72	71	72	287	T39	$337.50
1968	74	70	71	69	284	T18	$1,300.00
					Total		$3,306.55

Steger, Scott (74.00)

Year	1st	2nd	3rd	4th	Total	Finish	Money
1982	76	72			148	Cut	$0.00
					Total		$0.00

Stegner, Scott (73.00)

Year	1st	2nd	3rd	4th	Total	Finish	Money
1981	73	69	77		219	T77	$490.88
					Total		$490.88

Shell Houston Open
Player Records
1946 thru 2008

Steiger, Jim (78.50)

Year	1st	2nd	3rd	4th	Total	Finish	Money
1949	78	79			157	Cut	$0.00
				Total			$0.00

Sterling, Scott (71.25)

Year	1st	2nd	3rd	4th	Total	Finish	Money
2008	70	71	73	71	285	T37	$26,880.00
				Total			$26,880.00

Stewart, Earl (71.78)

Year	1st	2nd	3rd	4th	Total	Finish	Money
1952	68	72	74	71	285	T3	$1,080.00
1954	71	73	72	72	288	T26	$251.11
1958	74	72	70	74	290	T22	$342.50
1960	71	75	75	70	291	T29	$274.29
1962	71	70	74	69	284	T10	$1,310.00
1963	71	71	66	71	279	T11	$1,242.85
1966	68	74	76	74	292	T54	$0.00
1967	72	71	72	72	287	T20	$1,322.50
1968	70	75	74	69	288	T38	$450.00
				Total			$6,273.25

Stewart, Payne (70.75)

Year	1st	2nd	3rd	4th	Total	Finish	Money
1982	73	71	71	68	283	T18	$4,260.00
1983	77	74			151	Cut	$0.00
1985	66	72	70	71	279	T4	$19,687.50
1986	69	73	71	67	280	T7	$16,125.00
1987	70	68	72	67	277	3	$40,800.00
1988	69	67	74	73	283	T28	$4,555.14
1991	69	67	70	71	277	T12	$15,200.00
1992	73	72			145	Cut	$0.00
1993	66	68	66		200	T3	$67,600.00
1995	73	65	70	68	276	1	$252,000.00
1996	72	70	69	70	281	T9	$37,500.00
1997	74	72	76	72	294	62	$3,456.00
1998	71	74	74	71	290	T53	$4,586.67
1999	74	70	72	76	292	T60	$5,425.00
				Total			$471,195.31

Stewart, Ray (72.71)

Year	1st	2nd	3rd	4th	Total	Finish	Money
1987	68	71	78	75	292	T54	$1,362.00
1988	74	77			151	Cut	$0.00
1989	74	71	80	76	301	77	$1,488.00
1990	70	71	70		211	T37	$4,200.00
1991	70	72	71	73	286	T70	$1,592.00
1995	70	73	69	74	286	T41	$5,180.00
				Total			$13,822.00

Stewart Jr, Earl (73.44)

Year	1st	2nd	3rd	4th	Total	Finish	Money
1953	73	71	69	70	283	4	$1,200.00
1955	75	72	74		221	Cut	$0.00
1956	73	74	78		225	Cut	$0.00
1957	73	75	75		223	Cut	$0.00
1961	76	70	77		223	Cut	$0.00
				Total			$1,200.00

Stickney, Don (77.00)

Year	1st	2nd	3rd	4th	Total	Finish	Money
1965	77	77			154	Cut	$0.00
				Total			$0.00

Stiedie, Frank (75.50)

Year	1st	2nd	3rd	4th	Total	Finish	Money
1952	76	75			151	Cut	$0.00
				Total			$0.00

Stieger, Joe (76.00)

Year	1st	2nd	3rd	4th	Total	Finish	Money
1952	75	77			152	Cut	$0.00
				Total			$0.00

Stiles, Darron (71.60)

Year	1st	2nd	3rd	4th	Total	Finish	Money
2003	70	70	67	72	279	T21	$43,521.43
2005	74	71			145	Cut	$0.00
2006	73	72			145	Cut	$0.00
2007	75	72			147	Cut	$0.00
				Total			$43,521.43

Still, Ken (74.04)

Year	1st	2nd	3rd	4th	Total	Finish	Money
1965	67	73	72	75	287	T39	$337.50
1966	72	72	74	75	293	T60	$0.00
1968	78	69	73	75	295	T58	$0.00
1970	81	75			156	Cut	$0.00
1973	75	70	72	75	292	T42	$696.50
1977	73	78			151	Cut	$0.00
1978	74	69	77	83	303	82	$0.00
				Total			$1,034.00

Stills, Adrian (75.00)

Year	1st	2nd	3rd	4th	Total	Finish	Money
1986	72	78			150	Cut	$0.00
				Total			$0.00

Stockton, Dave (72.42)

Year	1st	2nd	3rd	4th	Total	Finish	Money
1966	72	74	76	78	300	68	$0.00
1967	80	72			152	Cut	$0.00
1968	70	68	75	72	285	T23	$875.00
1970	78	77			155	Cut	$0.00
1971	74	74	75	75	298	T65	$217.39
1973	70	71	70	67	278	2	$23,370.00
1974	73	69	71	65	278	T5	$5,775.00
1975	70	74	70	72	286	T32	$778.33
1976	72	75			147	Cut	$0.00
1978	75	78			153	Cut	$0.00
1979	72	66	67	69	274	T9	$8,400.00
1980	71	70	70	74	285	T69	$700.00
1981	71	75			146	Cut	$0.00
1983	77				77	WD	$0.00
				Total			$40,115.72

Stockton Jr, Dave (72.42)

Year	1st	2nd	3rd	4th	Total	Finish	Money
1994	73	74			147	Cut	$0.00
1995	72	72			144	Cut	$0.00
1996	75	71			146	Cut	$0.00
1997	79	69			148	Cut	$0.00
1998	74	71	67	68	280	T6	$64,750.00
1999	70	73	75	78	296	T70	$4,950.00
2000	67	70	72	75	284	T45	$7,707.00
2001	78	69			147	Cut	$0.00
2003	73	73			146	Cut	$0.00
				Total			$77,407.00

Stolz, Andre (73.00)

Year	1st	2nd	3rd	4th	Total	Finish	Money
2004	73	73			146	Cut	$0.00
				Total			$0.00

Stone, Bob (72.00)

Year	1st	2nd	3rd	4th	Total	Finish	Money
1970	74	71	72	72	289	T22	$1,087.50
1971	78	66	71	72	287	T20	$1,562.50
				Total			$2,650.00

Stone, Cade (77.50)

Year	1st	2nd	3rd	4th	Total	Finish	Money
1989	79	76			155	Cut	$0.00
				Total			$0.00

Storey, Tom (72.61)

Year	1st	2nd	3rd	4th	Total	Finish	Money
1976	73	75			148	Cut	$0.00
1977	72	69	83	76	300	T77	$0.00
1978	73	75			148	Cut	$0.00
1979	69	69	70	74	282	T51	$715.50
1980	71	70	72	70	283	T61	$749.00
1981	71	75			146	Cut	$0.00
				Total			$1,464.50

Stranahan, Dick (76.50)

Year	1st	2nd	3rd	4th	Total	Finish	Money
1960	79	74			153	Cut	$0.00
				Total			$0.00

Stranahan, Frank (72.43)

Year	1st	2nd	3rd	4th	Total	Finish	Money
1946	69	68	80	77	294	T26	$0.00
1949	72	68	76	69	285	T16	$0.00
1952	73	66	73	71	283	2	$0.00
1953	73	71	75	76	295	T47	$0.00
1954	74	82	75		231	WD73	$0.00
1955	71	72	75		218	Cut	$0.00
1956	73	73	74	70	290	T36	$101.11
1957	72	72	74	72	290	T30	$176.00
1958	72	71	71	71	285	T7	$1,200.00
1959	72	69	71	74	286	19	$590.00
1960	76	75			151	Cut	$0.00
1961	70	72	73	73	288	T38	$150.00
1962	70	74	70	71	285	T15	$1,075.00
1963	71	69	71	75	286	T52	$36.66
1964	76	74	69	70	289	T31	$594.05
				Total			$3,922.82

Shell Houston Open
Player Records
1946 thru 2008

Strange, Allan (76.00)

Year	1st	2nd	3rd	4th	Total	Finish	Money
1981	74	78			152	Cut	$0.00
				Total			$0.00

Strange, Curtis (71.03)

Year	1st	2nd	3rd	4th	Total	Finish	Money
1979	69	68	73	68	278	T29	$1,950.00
1980	66	63	66	71	266	1	$63,000.00
1981	67	70	69		206	T13	$4,777.50
1982	70	70	73	74	287	T44	$1,087.80
1983	76	75			151	Cut	$0.00
1984	69	68	75	74	286	T39	$1,900.00
1986	72	68	68	66	274	1	$90,000.00
1987	70	73	71	68	282	T13	$11,250.00
1988	69	68	66	67	270	1	$126,000.00
1989	69	70	72	72	283	T6	$26,800.00
1990	71	70	71		212	T45	$2,636.36
1991	74	72			146	Cut	$0.00
1992	72	77			149	Cut	$0.00
1994	71	72	66	71	280	T10	$32,500.00
1995	72	70	75	68	285	T32	$7,264.45
1996	72	73			145	Cut	$0.00
1997	67	72	74	82	295	T63	$3,392.00
1998	74	73			147	Cut	$0.00
1999	73	73			146	Cut	$0.00
2001	74	72			146	Cut	$0.00
2002	77	77			154	Cut	$0.00
				Total			$372,558.11

Straub, Austin (74.33)

Year	1st	2nd	3rd	4th	Total	Finish	Money
1975	70	71	80	76	297	82	$0.00
1976	74	75			149	Cut	$0.00
				Total			$0.00

Streck, Ron (71.20)

Year	1st	2nd	3rd	4th	Total	Finish	Money
1978	72	73			145	Cut	$0.00
1979	73	70			143	Cut	$0.00
1980	68	68	68	69	273	T8	$9,800.00
1981	68	68	62		198	1	$47,250.00
1982	70	69	67	74	280	T9	$9,450.00
1983	71	76			147	Cut	$0.00
1984	66	71	70	72	279	T6	$15,650.00
1985	72	71	69	73	285	T30	$2,971.43
1986	75	72			147	Cut	$0.00
1987	81	73			154	Cut	$0.00
1988	70	75			145	Cut	$0.00
1989	73	70	70	73	286	T16	$11,600.00
1990	73	72			145	Cut	$0.00
1991	72	74			146	Cut	$0.00
1992	74	72			146	Cut	$0.00
				Total			$96,721.43

Streelman, Kevin (70.00)

Year	1st	2nd	3rd	4th	Total	Finish	Money
2008	72	69	70	69	280	T14	$92,400.00
				Total			$92,400.00

Stricker, Steve (71.27)

Year	1st	2nd	3rd	4th	Total	Finish	Money
1999	72	72	75	71	290	T45	$7,150.00
2000	71	73			144	Cut	$0.00
2002	70	76			146	Cut	$0.00
2003	72	75			147	Cut	$0.00
2004	69	70	77	70	286	T19	$52,611.11
2005	72	66	77	77	292	T62	$10,500.00
2006	72	70	68	66	276	3	$374,000.00
2007	68	73	68	69	278	T9	$137,500.00
2008	66	76	66	71	279	T11	$128,800.00
				Total			$710,561.11

Stripling, Carl (73.00)

Year	1st	2nd	3rd	4th	Total	Finish	Money
1992	71	75			146	Cut	$0.00
				Total			$0.00

Stroble, Bobby (73.00)

Year	1st	2nd	3rd	4th	Total	Finish	Money
1978	70	76			146	Cut	$0.00
				Total			$0.00

Stroud, Chris (73.83)

Year	1st	2nd	3rd	4th	Total	Finish	Money
2005	73	73			146	Cut	$0.00
2007	75	71			146	Cut	$0.00
2008	78	73			151	Cut	$0.00
				Total			$0.00

Stubblefield, Larry (73.25)

Year	1st	2nd	3rd	4th	Total	Finish	Money
1973	74	75	74	70	293	T50	$504.40
				Total			$504.40

Stuhler, Frank (77.00)

Year	1st	2nd	3rd	4th	Total	Finish	Money
1952	78	76			154	Cut	$0.00
				Total			$0.00

Stuhler, George (74.00)

Year	1st	2nd	3rd	4th	Total	Finish	Money
1950	74				74	WD	$0.00
				Total			$0.00

Sturman, Whitey (83.00)

Year	1st	2nd	3rd	4th	Total	Finish	Money
1947	83				83	Cut	$0.00
				Total			$0.00

Sullivan, Buddy (74.10)

Year	1st	2nd	3rd	4th	Total	Finish	Money
1956	75	72	78		225	Cut	$0.00
1959	71	72	77	75	295	T58	$50.00
1961	75	74	72		221	Cut	$0.00
				Total			$50.00

Sullivan, Chip (79.00)

Year	1st	2nd	3rd	4th	Total	Finish	Money
1997	75	83			158	Cut	$0.00
				Total			$0.00

Sullivan, Dennis (74.25)

Year	1st	2nd	3rd	4th	Total	Finish	Money
1979	74	71			145	Cut	$0.00
1980	77	75			152	Cut	$0.00
				Total			$0.00

Sullivan, Mike (71.17)

Year	1st	2nd	3rd	4th	Total	Finish	Money
1977	79	71			150	Cut	$0.00
1978	70	69	68	69	276	T9	$5,200.00
1979	70	69	68	70	277	T21	$2,816.25
1981	68	71	71		210	T34	$1,242.50
1982	73	71	70	69	283	T18	$4,260.00
1983	69	74	70	74	287	T36	$1,641.82
1985	73	72			145	Cut	$0.00
1986	75	63	74	73	285	T19	$6,060.00
1988	68	74	70	73	285	T40	$2,590.00
1989	76	71	68	65	280	1	$144,000.00
1990	72	68	73		213	T56	$2,210.00
1991	73	71			144	Cut	$0.00
1992	71	71	72	77	291	T78	$2,196.00
1993	68	71	68		207	T26	$9,230.00
1994	70	71	70	73	284	T26	$9,425.00
1995	72	70	70	71	283	T19	$15,225.00
1996	74	69	70	75	288	T48	$3,693.75
1997	76	70	71	71	288	T32	$8,853.33
1998	70	72	74	69	285	T22	$17,550.00
1999	77	73			150	Cut	$0.00
				Total			$236,193.65

Sullivan, Vince (74.50)

Year	1st	2nd	3rd	4th	Total	Finish	Money
1963	76	73			149	Cut	$0.00
				Total			$0.00

Sutherland, David (71.79)

Year	1st	2nd	3rd	4th	Total	Finish	Money
1991	77	68			145	Cut	$0.00
1992	75	72			147	Cut	$0.00
1997	69	72	73	71	285	T20	$19,306.67
1998	73	69	74	69	285	T22	$17,550.00
1999	68	75	79	66	288	T33	$12,928.58
2000	72	70	67	69	278	T7	$84,350.00
2002	74	77			151	Cut	$0.00
2003	69	67	68	73	277	T13	$84,375.00
2004	77	77			154	DQ	$0.00
				Total			$218,510.25

Shell Houston Open
Player Records
1946 thru 2008

Sutherland, Kevin (71.23)

Year	1st	2nd	3rd	4th	Total	Finish	Money
1996	74	70	76	72	292	T69	$3,000.00
1997	68	72	66	70	276	2	$172,800.00
1998	74	74			148	Cut	$0.00
1999	71	71	76	71	289	T40	$9,750.00
2000	66	72	70	72	280	T17	$33,040.00
2001	69	69	72	74	284	T9	$88,400.00
2002	72	70	74	71	287	T51	$9,472.00
2003	69	70	67	70	276	T9	$117,000.00
2004	73	73			146	Cut	$0.00
2005	76	67	74	75	292	T62	$10,500.00
2006	71	70	71	71	283	T21	$47,750.00
2007	66	75	71	76	288	T56	$12,265.00
2008	70	70	71	67	278	T8	$162,400.00
					Total		$666,377.00

Sutterfield, Brad (74.00)

Year	1st	2nd	3rd	4th	Total	Finish	Money
1997	75	73			148	Cut	$0.00
					Total		$0.00

Sutton, Alex (77.50)

Year	1st	2nd	3rd	4th	Total	Finish	Money
1960	74	81			155	Cut	$0.00
					Total		$0.00

Sutton, Hal (70.86)

Year	1st	2nd	3rd	4th	Total	Finish	Money
1981	72	70	76		218	T74	$0.00
1982	74	69	72	69	284	T25	$2,671.67
1983	71	73	71	69	284	T16	$5,611.43
1984	70	73	71	71	285	T37	$2,400.00
1985	72	69	71	70	282	T12	$9,214.28
1987	77	72			149	Cut	$0.00
1988	66	70	73	71	280	T12	$14,700.00
1989	74	69	68	72	283	T6	$26,800.00
1990	69	64	74		207	T15	$14,066.66
1991	76	71			147	Cut	$0.00
1993	69	72			141	Cut	$0.00
1994	68	70	68	69	275	T2	$97,066.67
1995	69	73	68	76	286	T41	$5,180.00
1996	72	72	74	70	288	T48	$3,693.75
1997	68	72	71	68	279	T4	$70,400.00
1998	70	73	69	68	280	T6	$64,750.00
1999	68	68	69	75	280	T2	$220,000.00
2000	71	69	72	70	282	T29	$16,675.56
2001	70	68	71	69	278	1	$612,000.00
2002	72	67	74	69	282	T23	$33,714.29
2003	74	74			148	Cut	$0.00
2004	69	73	74	73	289	T37	$22,000.00
					Total		$1,220,944.31

Swanson, Matt (82.00)

Year	1st	2nd	3rd	4th	Total	Finish	Money
1997	80	84			164	Cut	$0.00
					Total		$0.00

Swartz, Mike (74.00)

Year	1st	2nd	3rd	4th	Total	Finish	Money
1996	72	76			148	Cut	$0.00
					Total		$0.00

Tabor, Edward (79.00)

Year	1st	2nd	3rd	4th	Total	Finish	Money
1955	81	77			158	Cut	$0.00
					Total		$0.00

Talbot, Tom (77.50)

Year	1st	2nd	3rd	4th	Total	Finish	Money
1950	79	76			155	Cut	$0.00
					Total		$0.00

Tambellini, Roger (72.00)

Year	1st	2nd	3rd	4th	Total	Finish	Money
2004	71	74	78	70	293	T59	$10,850.00
2006	72	69	71	71	283	T21	$47,750.00
					Total		$58,600.00

Tanaka, Hidemichi (72.92)

Year	1st	2nd	3rd	4th	Total	Finish	Money
2002	73	77			150	Cut	$0.00
2003	70	71	71	72	284	T49	$10,750.00
2004	75	72			147	Cut	$0.00
2005	73	75			148	Cut	$0.00
2006	71	75			146	Cut	$0.00
					Total		$10,750.00

Tanihara, Hideto (72.50)

Year	1st	2nd	3rd	4th	Total	Finish	Money
2005	73	72			145	Cut	$0.00
					Total		$0.00

Tapie, Alan (72.06)

Year	1st	2nd	3rd	4th	Total	Finish	Money
1975	67	71	73	69	280	T9	$3,900.00
1976	69	74	70	72	285	T15	$3,000.00
1977	74	83			157	Cut	$0.00
1978	75	73			148	Cut	$0.00
1979	67	72	70	71	280	T41	$1,110.00
1980	69	78			147	Cut	$0.00
					Total		$8,010.00

Tardiff, Ernie (73.50)

Year	1st	2nd	3rd	4th	Total	Finish	Money
1950	72	74	72	76	294	T36	$0.00
					Total		$0.00

Tataurangi, Phil (71.96)

Year	1st	2nd	3rd	4th	Total	Finish	Money
1994	69	73	73	73	288	T55	$2,925.00
1997	72	72	74	71	289	T38	$6,880.00
1998	70	73	74	68	285	T22	$17,550.00
1999	71	72	71	74	288	T33	$12,928.57
2002	72	69	73	71	285	T34	$18.00
2006	73	71	72	76	292	T74	$10,450.00
					Total		$50,751.57

Taylor, Harry (71.80)

Year	1st	2nd	3rd	4th	Total	Finish	Money
1986	75	79			154	Cut	$0.00
1987	76	72			148	Cut	$0.00
1988	69	72	72	70	283	T28	$4,555.14
1990	72	71	69		212	T45	$2,636.36
1993	68	69	72		209	T41	$4,115.09
1994	71	75			146	Cut	$0.00
1995	69	72	69	74	284	T27	$9,940.00
					Total		$21,246.59

Taylor, Joe (76.00)

Year	1st	2nd	3rd	4th	Total	Finish	Money
1952	74	78			152	Cut	$0.00
					Total		$0.00

Taylor, Vaughn (72.27)

Year	1st	2nd	3rd	4th	Total	Finish	Money
2004	76				76	WD	$0.00
2005	74	70			144	Cut	$0.00
2006	74	74			148	Cut	$0.00
2007	67	74	68	73	282	T27	$39,875.00
2008	75	70			145	Cut	$0.00
					Total		$39,875.00

Teal, Glenn (73.48)

Year	1st	2nd	3rd	4th	Total	Finish	Money
1949	74	73	74		221	WD	$0.00
1950	70	75	73	77	295	T39	$0.00
1951	69	68	73	71	281	T5	$606.67
1953	70	75	76	76	297	T55	$0.00
1954	73	76	73	72	294	T59	$0.00
1958	78	77			155	Cut	$0.00
					Total		$606.67

Ten Broeck, Lance (71.16)

Year	1st	2nd	3rd	4th	Total	Finish	Money
1980	73	67	72	70	282	T56	$784.00
1981	77	68			145	Cut	$0.00
1982	71	74			145	Cut	$0.00
1985	72	75			147	Cut	$0.00
1988	71	72	71	68	282	T22	$6,498.33
1989	70	72	68	78	288	T25	$5,977.14
1990	72	68	72		212	T45	$2,636.37
1991	70	72	68	77	287	T72	$1,592.00
1992	71	72	69	72	284	T45	$3,363.43
1993	72	67	66		205	T17	$19,500.00
					Total		$40,351.27

Tennyson, Brian (71.95)

Year	1st	2nd	3rd	4th	Total	Finish	Money
1988	68	68	70	69	275	T4	$30,800.00
1989	74	71	73	76	294	T57	$1,784.00
1990	72	72			144	Cut	$0.00
1991	70	70	70	70	280	T31	$4,256.00
1992	76	79			155	Cut	$0.00
1996	72	71	75	73	291	T66	$3,090.00
					Total		$39,930.00

Shell Houston Open
Player Records
1946 thru 2008

Tentis, David (73.50)

Year	1st	2nd	3rd	4th	Total	Finish	Money
1982	69	78			147	Cut	$0.00
					Total		$0.00

Terry, Ron (73.67)

Year	1st	2nd	3rd	4th	Total	Finish	Money
1979	72	69	75	75	291	T75	$567.00
1980	74	77			151	Cut	$0.00
					Total		$567.00

Tesori, Paul (78.75)

Year	1st	2nd	3rd	4th	Total	Finish	Money
1997	77	75			152	Cut	$0.00
1999	81	82			163	Cut	$0.00
					Total		$0.00

Tewell, Doug (71.05)

Year	1st	2nd	3rd	4th	Total	Finish	Money
1977	71	67	73	72	283	T11	$3,800.00
1978	73	73			146	Cut	$0.00
1979	68	68	70	71	277	T21	$2,816.25
1981	71	65	73		209	T28	$1,745.62
1983	69	72	65	77	283	T13	$7,733.33
1984	68	70	68	72	278	5	$20,000.00
1985	76				76	WD	$0.00
1986	71	70	71	68	280	T7	$16,125.00
1988	72	72			144	Cut	$0.00
1989	72	75	75	72	294	T57	$1,784.00
1994	71	68	71	74	284	T26	$9,425.00
1995	75	68	69	73	285	T32	$7,264.44
1998	68	75	75	69	287	T36	$8,812.50
					Total		$79,506.14

Thatcher, Roland (73.30)

Year	1st	2nd	3rd	4th	Total	Finish	Money
2004	73	79			152	Cut	$0.00
2005	78	75			153	Cut	$0.00
2006	70	70	71	71	282	T19	$74,250.00
2008	72	74			146	Cut	$0.00
					Total		$74,250.00

Thelen, Tim (73.95)

Year	1st	2nd	3rd	4th	Total	Finish	Money
1984	72	67	79	79	297	71	$0.00
1985	80	76			156	Cut	$0.00
1993	72	70			142	Cut	$0.00
1998	75	78			153	Cut	$0.00
2000	72	69	72	75	288	T67	$5,656.00
2001	75	70	70	75	290	T41	$12,580.00
2002	74	74			148	Cut	$0.00
2007	75	78			153	Cut	$0.00
					Total		$18,236.00

Thomas, Dave (73.25)

Year	1st	2nd	3rd	4th	Total	Finish	Money
1964	75	72	73	73	293	T46	$119.04
					Total		$119.04

Thomas, Eddie (78.00)

Year	1st	2nd	3rd	4th	Total	Finish	Money
1976	78	78			156	Cut	$0.00
					Total		$0.00

Thomas, Ron (75.50)

Year	1st	2nd	3rd	4th	Total	Finish	Money
1962	75	76			151	Cut	$0.00
1963	75	76			151	Cut	$0.00
					Total		$0.00

Thomas, Steve (75.00)

Year	1st	2nd	3rd	4th	Total	Finish	Money
1988	78	72			150	Cut	$0.00
					Total		$0.00

Thomas, Tommy (71.00)

Year	1st	2nd	3rd	4th	Total	Finish	Money
1979	72	70			142	Cut	$0.00
					Total		$0.00

Thompson, Andy (75.00)

Year	1st	2nd	3rd	4th	Total	Finish	Money
1974	77	73			150	Cut	$0.00
					Total		$0.00

Thompson, Barney (70.00)

Year	1st	2nd	3rd	4th	Total	Finish	Money
1976	70	76			146	T68	$196.54
1978	72	69	70	71	282	T38	$820.00
1979	67	70	73	66	276	T16	$4,500.00
1980	69	67	70	67	273	T8	$9,800.00
1981	73	70			143	Cut	$0.00
					Total		$15,316.54

Thompson, Dicky (74.00)

Year	1st	2nd	3rd	4th	Total	Finish	Money
1991	66	80			146	Cut	$0.00
1992	75	74			149	Cut	$0.00
1995	75	74			149	Cut	$0.00
					Total		$0.00

Thompson, Kyle (76.50)

Year	1st	2nd	3rd	4th	Total	Finish	Money
2008	80	73			153	Cut	$0.00
					Total		$0.00

Thompson, Leonard (71.74)

Year	1st	2nd	3rd	4th	Total	Finish	Money
1972	78	77			155	Cut	$0.00
1973	72	71	69	70	282	T4	$9,020.00
1975	71	69	76	70	286	T32	$778.34
1977	70	68	70	74	282	T6	$5,980.00
1978	70	70	71	77	288	T65	$330.00
1979	66	68	70	71	275	T11	$6,360.00
1980	73	67	75	65	280	T39	$1,200.50
1981	67	69	69		205	T11	$6,300.00
1982	72	72	68	75	287	T44	$1,087.80
1983	70	75	75	72	292	T68	$808.00
1984	77	71			148	Cut	$0.00
1985	70	73	75	71	289	T59	$1,105.00
1986	72	73	73	72	290	T42	$1,700.00
1987	70	71	70	75	286	T31	$3,558.00
1988	71	74			145	Cut	$0.00
1989	71	78			149	Cut	$0.00
1990	71	69	71		211	T37	$4,200.00
1991	74	75			149	Cut	$0.00
1992	69	80			149	Cut	$0.00
					Total		$42,427.64

Thompson, Nicholas (73.17)

Year	1st	2nd	3rd	4th	Total	Finish	Money
2006	78	76			154	Cut	$0.00
2008	69	70	78	68	285	T37	$26,880.00
					Total		$26,880.00

Thompson, Robert (73.19)

Year	1st	2nd	3rd	4th	Total	Finish	Money
1986	76	72			148	Cut	$0.00
1987	74	72			146	Cut	$0.00
1988	78	74			152	Cut	$0.00
1989	71	73	76	77	297	T72	$1,560.00
1991	73	72			145	Cut	$0.00
1992	68	74	74	73	289	T69	$2,364.00
1998	73	72	72	73	290	T53	$4,586.66
2000	74	71			145	Cut	$0.00
2001	75	70	75	75	295	T67	$6,936.00
2002	70	73	72	77	292	T68	$8,120.00
2003	68	75			143	Cut	$0.00
					Total		$23,566.66

Thompson, Rocky (74.67)

Year	1st	2nd	3rd	4th	Total	Finish	Money
1965	71	75			146	Cut	$0.00
1966	75	70	76	76	297	66	$0.00
1967	75	74	75	71	295	T55	$0.00
1968	73	74	74	76	297	T62	$0.00
1974	84	77			161	Cut	$0.00
1979	76	72			148	Cut	$0.00
					Total		$0.00

Thomson, Jimmy (74.40)

Year	1st	2nd	3rd	4th	Total	Finish	Money
1946	74	76	75	71	296	T29	$0.00
1949	73	74	73		220	WD	$0.00
1951	72	76			148	Cut	$0.00
1952	80				80	WD	$0.00
					Total		$0.00

Shell Houston Open
Player Records
1946 thru 2008

Thomson, Peter (71.42)

Year	1st	2nd	3rd	4th	Total	Finish	Money
1954	72	73	71	73	289	T36	$135.00
1955	71	70	69	69	279	T5	$1,225.00
1957	68	73	72	73	286	T10	$975.00
1959	67	72	73	73	285	T17	$650.00
1960	73	76	72	71	292	T36	$160.00
1961	65	71	72	75	283	T9	$1,200.00
					Total		$4,345.00

Thore, David (74.50)

Year	1st	2nd	3rd	4th	Total	Finish	Money
1978	74	73			147	Cut	$0.00
1980	74	73			147	Cut	$0.00
1985	78	75			153	Cut	$0.00
					Total		$0.00

Thorpe, Chuck (71.20)

Year	1st	2nd	3rd	4th	Total	Finish	Money
1972	66	71	72	72	281	T5	$4,541.67
1973	72	70	72	71	285	T10	$5,330.00
1974	75	71			146	Cut	$0.00
					Total		$9,871.67

Thorpe, Jim (72.18)

Year	1st	2nd	3rd	4th	Total	Finish	Money
1979	72	69	71	76	288	74	$576.00
1980	71	72			143	Cut	$0.00
1983	71	68	71	70	280	T2	$29,866.66
1985	77				77	WD	$0.00
1989	80	72			152	Cut	$0.00
1990	69	70	78		217	79	$1,820.00
1991	71	68	74	77	290	76	$1,504.00
1992	72	73			145	Cut	$0.00
1993	69	74			143	Cut	$0.00
1994	69	75			144	Cut	$0.00
1995	69	71	71	74	285	T32	$7,264.44
1996	76	68	73	73	290	T63	$3,180.00
					Total		$44,211.10

Tiddy, Dick (75.00)

Year	1st	2nd	3rd	4th	Total	Finish	Money
1959	77	73			150	Cut	$0.00
					Total		$0.00

Tidland, Chris (74.75)

Year	1st	2nd	3rd	4th	Total	Finish	Money
2001	74	78			152	Cut	$0.00
2007	74	73			147	Cut	$0.00
					Total		$0.00

Timbrook, Alfred (76.00)

Year	1st	2nd	3rd	4th	Total	Finish	Money
1951	73	80			153	Cut	$0.00
1952	72	75	80		227	T61	$0.00
					Total		$0.00

Timbrook Jr, Henry (75.25)

Year	1st	2nd	3rd	4th	Total	Finish	Money
1951	73	74	74	80	301	61	$0.00
					Total		$0.00

Tiziani, Mario (72.00)

Year	1st	2nd	3rd	4th	Total	Finish	Money
2005	72	72			144	Cut	$0.00
					Total		$0.00

Todd, Harry (73.41)

Year	1st	2nd	3rd	4th	Total	Finish	Money
1946	69	73	70	77	289	T15	$152.50
1947	71	71	73	71	286	T5	$600.00
1949	74	72	73	74	293	T39	$0.00
1950	68	73	77	73	291	T25	$0.00
1951	70	74	74	75	293	T47	$0.00
1952	77	76			153	Cut	$0.00
1953	72	75	76	74	297	T55	$0.00
1954	76	69	74	79	298	T67	$0.00
1955	77	72			149	Cut	$0.00
					Total		$752.50

Todd, Rick (73.50)

Year	1st	2nd	3rd	4th	Total	Finish	Money
1990	72	75			147	Cut	$0.00
					Total		$0.00

Toepel, John (73.20)

Year	1st	2nd	3rd	4th	Total	Finish	Money
1973	76	72	73	71	292	T42	$696.50
1974	79	74			153	Cut	$0.00
1976	72	71	72	72	287	T22	$1,825.00
					Total		$2,521.50

Toledo, Esteban (72.50)

Year	1st	2nd	3rd	4th	Total	Finish	Money
1986	79	81			160	Cut	$0.00
1994	77	68			145	Cut	$0.00
1998	74	69	72	72	287	T36	$8,812.50
1999	69	71	73	71	284	T10	$53,571.43
2000	70	70	73	67	280	T17	$33,040.00
2001	71	73	69	76	289	T35	$16,405.00
2002	66	73	75	76	290	T63	$8,480.00
2003	70	75			145	Cut	$0.00
2004	79	71			150	Cut	$0.00
					Total		$120,308.93

Tolles, Tommy (73.21)

Year	1st	2nd	3rd	4th	Total	Finish	Money
1995	69	75			144	Cut	$0.00
1996	65	70	72	72	279	T5	$54,750.00
1997	76	72			148	Cut	$0.00
1999	74	81			155	Cut	$0.00
2001	71	77			148	Cut	$0.00
2004	73	78			151	Cut	$0.00
					Total		$54,750.00

Tomasino, Larry (75.50)

Year	1st	2nd	3rd	4th	Total	Finish	Money
1953	77	73	77		227	Cut	$0.00
1956	74	74	76		224	Cut	$0.00
1957	78	75			153	Cut	$0.00
					Total		$0.00

Tomlinson, Bob (72.00)

Year	1st	2nd	3rd	4th	Total	Finish	Money
1963	70	69	74	75	288	T66	$0.00
					Total		$0.00

Toms, David (71.56)

Year	1st	2nd	3rd	4th	Total	Finish	Money
1993	73	71			144	Cut	$0.00
1994	71	68	73	73	285	T32	$7,193.33
1996	79	71			150	Cut	$0.00
1997	74	77			151	Cut	$0.00
2000	70	72	70	69	281	T27	$21,140.00
2001	73	68	73	70	284	T9	$88,400.00
2002	69	72	67	73	281	T17	$54,133.33
2003	70	66	73	75	284	T49	$10,750.00
2005	72	69	72	73	286	T34	$25,800.00
2006	71	77			148	Cut	$0.00
2007	73	71	68	70	282	T27	$39,875.00
					Total		$247,291.66

Torza, Felice (74.11)

Year	1st	2nd	3rd	4th	Total	Finish	Money
1950	82	74			156	Cut	$0.00
1952	73	72	75	76	296	T26	$10.00
1953	71	74	76	77	298	T61	$0.00
1954	69	74	73	72	288	T26	$251.11
1955	74	74	72		220	Cut	$0.00
1957	73	77			150	Cut	$0.00
					Total		$261.11

Toscano, Harry (75.00)

Year	1st	2nd	3rd	4th	Total	Finish	Money
1963	78	73			151	Cut	$0.00
1964	77	78			155	Cut	$0.00
1972	74	74			148	Cut	$0.00
1973	76	72	75	73	296	T65	$359.00
1977	77	73			150	Cut	$0.00
					Total		$359.00

Toski, Bob (73.18)

Year	1st	2nd	3rd	4th	Total	Finish	Money
1949	69	73	75	67	284	T10	$256.66
1950	73	72	78		223	T61	$0.00
1951	69	75	74	72	290	T34	$0.00
1952	80	71			151	Cut	$0.00
1953	75	73	76	72	296	T52	$0.00
1954	74	72	72	70	288	T26	$251.11
1956	74	74	74		222	Cut	$0.00
1958	75	71	74	75	295	T51	$50.00
					Total		$557.77

Towns, Ken (73.00)

Year	1st	2nd	3rd	4th	Total	Finish	Money
1965	71	75			146	Cut	$0.00
					Total		$0.00

Trahan, D. J. (71.25)

Year	1st	2nd	3rd	4th	Total	Finish	Money
2005	71	72	72	78	293	T69	$9,850.00
2007	71	72	66	68	277	8	$170,500.00
					Total		$180,350.00

Shell Houston Open
Player Records
1946 thru 2008

Traub, John (74.00)

Year	1st	2nd	3rd	4th	Total	Finish	Money
1981	74	74			148	Cut	$0.00
				Total			$0.00

Trevino, Lee (70.37)

Year	1st	2nd	3rd	4th	Total	Finish	Money
1968	69	69	66	71	275	2	$12,000.00
1970	70	75	72	70	287	T9	$2,600.00
1971	76	72	66	67	281	T3	$7,350.00
1975	66	69	73	74	282	11	$3,450.00
1976	70	70	70	71	281	T5	$7,700.00
1977	69	77	75	68	289	T38	$760.00
1978	70	69	68	70	277	T11	$3,920.00
1979	69	66	69	73	277	T21	$2,816.25
1980	67	66	68	65	266	2	$37,800.00
1981	73	69	71		213	T53	$583.16
1982	71	74			145	Cut	$0.00
1983	68	68	71	73	280	T2	$29,866.67
1989	72	74	76	73	295	T61	$1,680.00
				Total			$110,526.08

Triplett, Kirk (71.27)

Year	1st	2nd	3rd	4th	Total	Finish	Money
1990	72	69	68		209	T28	$6,950.00
1991	71	68	68	70	277	T12	$15,200.00
1992	68	70	69	67	274	2	$129,600.00
1993	71	69	69		209	T41	$4,115.09
1994	70	75			145	Cut	$0.00
1995	73	66	72	71	282	T12	$25,800.00
1996	66	73	71	78	288	T48	$3,693.75
1997	73	74			147	Cut	$0.00
1998	80	78			158	Cut	$0.00
2007	72	77			149	Cut	$0.00
				Total			$185,358.84

Trittler, Paul (73.60)

Year	1st	2nd	3rd	4th	Total	Finish	Money
1988	78	76			154	Cut	$0.00
1990	72	71	71		214	T64	$2,060.00
				Total			$2,060.00

Trixler, Dennis (72.56)

Year	1st	2nd	3rd	4th	Total	Finish	Money
1985	75	70			145	Cut	$0.00
1986	75	73			148	Cut	$0.00
1987	75	75			150	Cut	$0.00
1993	70	69	71		210	T52	$3,001.14
				Total			$3,001.14

Trombley, Bill (72.25)

Year	1st	2nd	3rd	4th	Total	Finish	Money
1953	70	73	74	71	288	T15	$400.00
1954	75	74	69	71	289	T36	$135.00
1955	67	72	76	75	290	T60	$0.00
				Total			$535.00

Tryba, Ted (73.43)

Year	1st	2nd	3rd	4th	Total	Finish	Money
1993	71	68	70		209	T41	$4,115.09
1994	71	72	71	77	291	T71	$2,535.00
1995	69	75			144	Cut	$0.00
1996	77	76			153	Cut	$0.00
1997	79	73			152	Cut	$0.00
1998	70	80			150	Cut	$0.00
1999	75	71			146	Cut	$0.00
2000	73	77			150	Cut	$0.00
2001	75	72			147	Cut	$0.00
				Total			$6,650.09

Tucker, Chris (73.00)

Year	1st	2nd	3rd	4th	Total	Finish	Money
1992	68	76			144	Cut	$0.00
1993	75	73			148	Cut	$0.00
				Total			$0.00

Tucker, Murray (76.00)

Year	1st	2nd	3rd	4th	Total	Finish	Money
1952	72	80			152	Cut	$0.00
1954	76	77			153	Cut	$0.00
1958	74	74	79		227	Cut	$0.00
				Total			$0.00

Turner, Dick (72.88)

Year	1st	2nd	3rd	4th	Total	Finish	Money
1957	70	73	75	74	292	T43	$50.00
1964	77	72	72	70	291	T41	$190.72
				Total			$240.72

Turnesa, Jim (72.10)

Year	1st	2nd	3rd	4th	Total	Finish	Money
1949	66	70	69	69	274	3	$1,000.00
1950	76	69	73	71	289	T18	$66.00
1951	69	73	71	72	285	T15	$153.33
1953	72	77	77		226	Cut	$0.00
1954	70	69	75	70	284	T16	$565.00
1955	75	73	75		223	Cut	$0.00
1956	71	70	71	72	284	T8	$900.00
1957	74	76			150	Cut	$0.00
1958	74	73	72	74	293	T38	$50.00
1959	67	72	77	73	289	T26	$195.00
1961	70	75	74	68	287	T26	$284.17
				Total			$3,213.50

Turnesa, Joe (78.00)

Year	1st	2nd	3rd	4th	Total	Finish	Money
1952	77	79			156	Cut	$0.00
				Total			$0.00

Turnesa, Marc (72.50)

Year	1st	2nd	3rd	4th	Total	Finish	Money
2008	71	74			145	Cut	$0.00
				Total			$0.00

Tuten, Billy (74.17)

Year	1st	2nd	3rd	4th	Total	Finish	Money
1983	76	73			149	Cut	$0.00
1984	74	70			144	Cut	$0.00
1989	76	76			152	Cut	$0.00
				Total			$0.00

Tway, Bob (72.86)

Year	1st	2nd	3rd	4th	Total	Finish	Money
1985	74	72			146	Cut	$0.00
1986	75	75			150	Cut	$0.00
1987	77	69			146	Cut	$0.00
2002	71	71	73	72	287	T51	$9,472.00
2007	72	72	73	74	291	T69	$10,890.00
				Total			$20,362.00

Twiggs, Greg (73.26)

Year	1st	2nd	3rd	4th	Total	Finish	Money
1985	70	72	74	70	286	T37	$1,950.00
1986	76	70			146	Cut	$0.00
1987	70	73	79	78	300	72	$1,176.00
1989	76	71	76	76	299	T74	$1,520.00
1991	76	79			155	Cut	$0.00
1992	68	65	78	74	285	T52	$2,784.00
1993	72	71			143	Cut	$0.00
1994	72				72	DQ	$0.00
1995	71	69	73	70	283	T19	$15,225.00
1996	80	77			157	Cut	$0.00
1997	74	68	73	74	289	T38	$6,880.00
1998	72	77			149	Cut	$0.00
				Total			$29,535.00

Twitty, Howard (72.04)

Year	1st	2nd	3rd	4th	Total	Finish	Money
1978	69	66	68	74	277	T11	$3,920.00
1979	70	71	68	73	282	T51	$715.50
1981	73	70			143	Cut	$0.00
1982	72	73			145	Cut	$0.00
1983	76	70	75	72	293	T71	$788.00
1984	76	75			151	Cut	$0.00
1985	77	75			152	Cut	$0.00
1986	70	71	72	73	286	T24	$4,050.00
1987	68	71	71	72	282	T13	$11,250.00
1988	76	68			144	Cut	$0.00
1989	74	71	72	79	296	T70	$1,592.00
1990	76	70			146	Cut	$0.00
1991	67	70	71	74	282	T52	$1,856.00
1992	72	71	74	73	290	T75	$2,256.00
1995	70	69	73	74	286	T41	$5,180.00
1998	73	74			147	Cut	$0.00
				Total			$31,607.50

Tyer, Ed (74.00)

Year	1st	2nd	3rd	4th	Total	Finish	Money
1946	71	79	73	73	296	T29	$0.00
				Total			$0.00

Tyner, Tray (72.13)

Year	1st	2nd	3rd	4th	Total	Finish	Money
1988	77	70			147	Cut	$0.00
1992	73	77			150	Cut	$0.00
1994	68	71	72	74	285	T32	$7,193.33
1995	70	69	68	71	278	T4	$61,600.00
1996	73	73			146	Cut	$0.00
1997	77	71			148	Cut	$0.00
				Total			$68,793.33

Shell Houston Open
Player Records
1946 thru 2008

Tyson, John (78.50)

Year	1st	2nd	3rd	4th	Total	Finish	Money
1972	76	81			157	Cut	$0.00
				Total			$0.00

Tyson, Tom (77.13)

Year	1st	2nd	3rd	4th	Total	Finish	Money
1953	81				81	WD	$0.00
1954	76	75			151	Cut	$0.00
1955	77				77	DQ	$0.00
1959	77	77	78	76	308	66	$0.00
				Total			$0.00

Ulrich, Wally (72.68)

Year	1st	2nd	3rd	4th	Total	Finish	Money
1949	72	74	75	79	300	T53	$0.00
1950	74	72	71	73	290	T23	$0.00
1951	70	76	73	74	293	T47	$0.00
1953	75	73	70	71	289	T17	$285.00
1954	72	69	75	67	283	T12	$677.50
1955	72	72	72	70	286	T39	$46.00
1960	76				76	WD	$0.00
				Total			$1,008.50

Underwood, Hal (74.45)

Year	1st	2nd	3rd	4th	Total	Finish	Money
1964	78	74	76	78	306	67	$0.00
1966	71	73	74	75	293	T60	$0.00
1967	76	73	69	72	290	T31	$0.00
1968	70	71	72	76	289	44	$0.00
1971	74	75	73	78	300	T70	$217.00
1991	80	80			160	Cut	$0.00
				Total			$217.00

Unger, Bob (71.50)

Year	1st	2nd	3rd	4th	Total	Finish	Money
1974	74	71	72	69	286	T31	$832.50
				Total			$832.50

Unthank, Bob (78.00)

Year	1st	2nd	3rd	4th	Total	Finish	Money
1952	77	79			156	Cut	$0.00
				Total			$0.00

Upper, Brett (72.25)

Year	1st	2nd	3rd	4th	Total	Finish	Money
1984	70	72	73	71	286	T39	$1,900.00
1985	75	69	70	71	285	T30	$2,971.42
1986	69	72	73	76	290	T42	$1,700.00
1987	74	71	72	75	292	T54	$1,362.00
1988	69	72	73	78	292	T65	$1,449.00
				Total			$9,382.42

Uresti, Omar (71.53)

Year	1st	2nd	3rd	4th	Total	Finish	Money
1995	73	68	68	73	282	T12	$25,800.00
1996	71	70	70	76	287	T44	$4,800.00
1997	76	70	72	70	288	T32	$8,853.34
1998	74	72	69	71	286	T30	$12,150.00
1999	67	71	72	76	286	T21	$25,000.00
2000	74	68	72	70	284	T45	$7,707.00
2005	73	72			145	Cut	$0.00
2006	71	74			145	Cut	$0.00
2008	68	76	69	73	286	T39	$21,280.00
				Total			$105,590.34

Urzetta, Sam (73.89)

Year	1st	2nd	3rd	4th	Total	Finish	Money
1956	76	72	74		222	Cut	$0.00
1957	77	76			153	Cut	$0.00
1958	72	73	74	71	290	T22	$342.50
				Total			$342.50

Utley, Stan (72.75)

Year	1st	2nd	3rd	4th	Total	Finish	Money
1988	74	68	76	74	292	T65	$1,449.00
1989	73	73	77	76	299	T74	$1,520.00
1990	76	70			146	Cut	$0.00
1991	74	69			143	Cut	$0.00
1994	71	69	73	71	284	T26	$9,425.00
				Total			$12,394.00

Valentine, Tommy (72.26)

Year	1st	2nd	3rd	4th	Total	Finish	Money
1978	70	72	79	72	293	79	$0.00
1979	67	75			142	Cut	$0.00
1980	74	71			145	Cut	$0.00
1981	66	68	73		207	T18	$3,423.00
1982	68	71	72	67	278	T5	$13,300.00
1983	75	75			150	Cut	$0.00
1984	71	77			148	Cut	$0.00
1985	70	77			147	Cut	$0.00
1986	79	73			152	Cut	$0.00
				Total			$16,723.00

Van Pelt, Bo (71.50)

Year	1st	2nd	3rd	4th	Total	Finish	Money
2004	74	71	69	72	286	T19	$52,611.11
				Total			$52,611.11

Van der Walt, Tjaart (73.75)

Year	1st	2nd	3rd	4th	Total	Finish	Money
2004	71	74	75	75	295	T67	$10,250.00
2005	72	77			149	Cut	$0.00
2006	73	73			146	Cut	$0.00
				Total			$10,250.00

Van Pelt, Bo (72.00)

Year	1st	2nd	3rd	4th	Total	Finish	Money
1999	77	76			153	Cut	$0.00
2005	69	68	73	70	280	T7	$140,416.60
2006	76	68	72	75	291	T70	$10,835.00
2007	71	70	68	70	279	T14	$93,500.00
2008	73	76			149	Cut	$0.00
				Total			$244,751.60

Van Zyl, Jaco (75.00)

Year	1st	2nd	3rd	4th	Total	Finish	Money
2007	75	75			150	Cut	$0.00
				Total			$0.00

Vanier, Gary (72.00)

Year	1st	2nd	3rd	4th	Total	Finish	Money
1978	70	70	76	72	288	T65	$330.00
				Total			$330.00

Varner, Don (72.75)

Year	1st	2nd	3rd	4th	Total	Finish	Money
1965	70	74	72	75	291	T57	$0.00
				Total			$0.00

Vaughan, Bruce (73.00)

Year	1st	2nd	3rd	4th	Total	Finish	Money
1995	73	70	75	74	292	T74	$2,632.00
				Total			$2,632.00

Veasey, Vance (76.00)

Year	1st	2nd	3rd	4th	Total	Finish	Money
1998	79	73			152	Cut	$0.00
				Total			$0.00

Veazey, Vance (72.17)

Year	1st	2nd	3rd	4th	Total	Finish	Money
2003	74	69			143	Cut	$0.00
2006	72	71	75	72	290	T68	$11,165.00
				Total			$11,165.00

Vegas, Jhonnathan (76.50)

Year	1st	2nd	3rd	4th	Total	Finish	Money
2003	77	76			153	Cut	$0.00
				Total			$0.00

Venturi, Ken (72.47)

Year	1st	2nd	3rd	4th	Total	Finish	Money
1958	71	73	72	70	286	T10	$950.00
1959	72	68	75	73	288	T22	$410.00
1960	71	76	73		220	T64	$0.00
1961	70	70	68	68	276	2	$3,600.00
1962	71	75	76		222	Cut	$0.00
1963	73	73			146	Cut	$0.00
1964	69	76	75	73	293	T46	$119.05
1966	75	75			150	Cut	$0.00
1967	74	70	71	70	285	16	$1,955.00
1968	75	71	74	77	297	T62	$0.00
1974	74	72			146	Cut	$0.00
				Total			$7,034.05

Veriato, Steve (73.43)

Year	1st	2nd	3rd	4th	Total	Finish	Money
1977	73	74			147	Cut	$0.00
1978	73	72			145	Cut	$0.00
1979	70	71	71	72	284	T63	$633.00
1981	73	78			151	Cut	$0.00
1984	72	75			147	Cut	$0.00
1988	82	72			154	Cut	$0.00
				Total			$633.00

Shell Houston Open
Player Records
1946 thru 2008

Verplank, Scott (73.33)

Year	1st	2nd	3rd	4th	Total	Finish	Money
1987	76	75			151	Cut	$0.00
1988	75	73			148	Cut	$0.00
1991	74	72			146	Cut	$0.00
1992	72	83			155	Cut	$0.00
2002	67	70	72	71	280	T14	$72,000.00
					Total		$72,000.00

Verwey, Bob (74.24)

Year	1st	2nd	3rd	4th	Total	Finish	Money
1960	79	80			159	Cut	$0.00
1961	76	74	72		222	Cut	$0.00
1965	72	69	71	70	282	T17	$1,350.00
1967	73	73	76	74	296	T59	$0.00
1968	73	72	77	81	303	T71	$0.00
					Total		$1,350.00

Villegas, Camilo (72.25)

Year	1st	2nd	3rd	4th	Total	Finish	Money
2006	72	72	74	71	289	T59	$11,770.00
					Total		$11,770.00

Vines, Ellsworth (72.00)

Year	1st	2nd	3rd	4th	Total	Finish	Money
1946	71	73	72	75	291	T22	$0.00
1947	70	68	71	73	282	T2	$1,200.00
1949	71	72	74	74	291	T32	$0.00
					Total		$1,200.00

Vinzant, Everett (76.00)

Year	1st	2nd	3rd	4th	Total	Finish	Money
1958	78	74			152	Cut	$0.00
					Total		$0.00

Volmer, Wayne (74.50)

Year	1st	2nd	3rd	4th	Total	Finish	Money
1972	72	77			149	Cut	$0.00
					Total		$0.00

Vossler, Ernie (73.44)

Year	1st	2nd	3rd	4th	Total	Finish	Money
1956	73	72	77		222	Cut	$0.00
1957	75	74	74		223	Cut	$0.00
1958	72	72	74	73	291	T30	$150.00
1959	75	73			148	Cut	$0.00
1960	73	81			154	Cut	$0.00
1961	71	70	71	72	284	T14	$900.00
					Total		$1,050.00

Wadkins, Art (76.50)

Year	1st	2nd	3rd	4th	Total	Finish	Money
1950	76	77			153	Cut	$0.00
					Total		$0.00

Wadkins, Bobby (72.11)

Year	1st	2nd	3rd	4th	Total	Finish	Money
1975	68	75	76	77	296	T80	$0.00
1976	69	73	78	65	285	T15	$3,000.00
1977	70	75	69	74	288	T34	$1,055.00
1978	72	73			145	Cut	$0.00
1979	72	73			145	Cut	$0.00
1980	70	69	69	69	277	T24	$2,905.00
1981	67	68	71		206	T13	$4,777.50
1982	72	75			147	Cut	$0.00
1983	69	77	68	71	285	T23	$3,371.42
1984	66	67	73	70	276	3	$34,000.00
1985	69	70	70	74	283	T19	$6,060.00
1986	76	78			154	Cut	$0.00
1989	73	83			156	Cut	$0.00
1993	66	71	73		210	T52	$3,001.14
1994	81				81	WD	$0.00
1995	72	69	72	79	292	T74	$2,632.00
1996	75	72			147	Cut	$0.00
1998	77	72			149	Cut	$0.00
					Total		$60,802.06

Wadkins, Lanny (71.49)

Year	1st	2nd	3rd	4th	Total	Finish	Money
1972	69	72	78	71	290	T42	$388.88
1973	71	69	69	72	281	3	$14,555.00
1977	71	68	70	70	279	2	$22,800.00
1978	66	72	73	73	284	T49	$492.00
1980	69	68	72	69	278	T29	$2,130.63
1981	73	68	70		211	T43	$819.00
1986	73	70	72	74	289	T36	$2,304.00
1987	74	76			150	Cut	$0.00
1997	73	70	71	67	281	T6	$55,600.00
1998	68	76	76	74	294	T70	$3,980.00
1999	77	74			151	Cut	$0.00
					Total		$103,069.51

Wadsworth, Fred (73.00)

Year	1st	2nd	3rd	4th	Total	Finish	Money
1987	76	70			146	Cut	$0.00
1988	75	71			146	Cut	$0.00
					Total		$0.00

Wagner, Johnson (68.75)

Year	1st	2nd	3rd	4th	Total	Finish	Money
2007	66	75	64	73	278	T9	$137,500.00
2008	63	69	69	71	272	1	$1,008,000.00
					Total		$1,145,500.00

Waite, Grant (72.26)

Year	1st	2nd	3rd	4th	Total	Finish	Money
1988	74	78			152	Cut	$0.00
1990	75	71			146	Cut	$0.00
1991	75	67	74	75	291	77	$1,488.00
1993	67	74			141	Cut	$0.00
1995	68	73	70	78	289	T59	$2,996.00
1996	73	68	72	70	283	T18	$21,000.00
1997	68	72	73	73	286	T23	$14,720.00
1998	73	72	69	70	284	T17	$28,000.00
1999	72	74			146	Cut	$0.00
2002	72	71	78	71	292	T68	$8,120.00
2004	74	73			147	Cut	$0.00
					Total		$76,324.00

Walcher, Rocky (74.50)

Year	1st	2nd	3rd	4th	Total	Finish	Money
1994	71	73			144	Cut	$0.00
2001	75	79			154	Cut	$0.00
					Total		$0.00

Waldespunhl, Gordon (78.50)

Year	1st	2nd	3rd	4th	Total	Finish	Money
1977	77	80			157	Cut	$0.00
					Total		$0.00

Waldorf, Duffy (72.33)

Year	1st	2nd	3rd	4th	Total	Finish	Money
1987	75	74			149	Cut	$0.00
1988	68	73	70	72	283	T28	$4,555.14
1989	76	78			154	Cut	$0.00
1990	71	73			144	Cut	$0.00
1991	67	67	72	69	275	T5	$30,400.00
1994	68	69	79	77	293	T76	$2,418.00
1997	72	74	70	72	288	T32	$8,853.33
1998	73	78			151	Cut	$0.00
1999	72	74			146	Cut	$0.00
2003	71	74			145	Cut	$0.00
2004	72				72	WD	$0.00
2006	71	73	74	69	287	T44	$15,334.00
					Total		$61,560.47

Walker, Jimmy (72.40)

Year	1st	2nd	3rd	4th	Total	Finish	Money
2004	74	72			146	Cut	$0.00
2005	67	78			145	Cut	$0.00
2006	71	70	72	74	287	T44	$15,334.00
2008	78	68			146	Cut	$0.00
					Total		$15,334.00

Walkingstick, Guy (79.50)

Year	1st	2nd	3rd	4th	Total	Finish	Money
1976	82	77			159	Cut	$0.00
					Total		$0.00

Shell Houston Open
Player Records
1946 thru 2008

Wall, Art (73.12)

Year	1st	2nd	3rd	4th	Total	Finish	Money
1950	78	70	75	74	297	T44	$0.00
1952	74	76			150	T67	$0.00
1953	73	74	74	75	296	T52	$0.00
1954	75	76			151	Cut	$0.00
1955	70	71	70	76	287	T49	$0.00
1956	69	73	72	69	283	T4	$1,425.00
1957	71	75	73	70	289	T21	$377.50
1958	75	72	74	72	293	T38	$50.00
1960	73	73	78		224	T64	$0.00
1962	73	74	73	74	294	T72	$150.00
1970	71	72	70	72	285	5	$4,770.00
1977	76	73			149	Cut	$0.00
					Total		$6,772.50

Walsh, Maurice (73.50)

Year	1st	2nd	3rd	4th	Total	Finish	Money
1949	70	77	74	73	294	T43	$0.00
					Total		$0.00

Walters, Euan (75.00)

Year	1st	2nd	3rd	4th	Total	Finish	Money
2005	78	72			150	Cut	$0.00
					Total		$0.00

Walters, Mike (77.00)

Year	1st	2nd	3rd	4th	Total	Finish	Money
1977	78	76			154	Cut	$0.00
					Total		$0.00

Waltman, Retief (73.17)

Year	1st	2nd	3rd	4th	Total	Finish	Money
1959	73	76			149	Cut	$0.00
1960	77	70	72	71	290	T24	$450.00
					Total		$450.00

Walzel, Bobby (71.95)

Year	1st	2nd	3rd	4th	Total	Finish	Money
1973	73	72	74	76	295	T62	$389.66
1974	73	74			147	Cut	$0.00
1976	69	71	74	74	288	T26	$1,390.00
1978	72	69	72	73	286	T59	$395.00
1979	72	66	67	73	278	T29	$1,950.00
1984	70	75			145	Cut	$0.00
					Total		$4,124.66

Wampler, Fred (74.44)

Year	1st	2nd	3rd	4th	Total	Finish	Money
1952	72	75	75	74	296	T26	$10.00
1953	73	75	76	76	300	T64	$0.00
1954	70				70	DQ	$0.00
1955	74	75			149	Cut	$0.00
1956	74	70	80		224	Cut	$0.00
1957	76	76			152	Cut	$0.00
					Total		$10.00

Ward, Milton (76.11)

Year	1st	2nd	3rd	4th	Total	Finish	Money
1947	74	79	78	74	305	T32	$0.00
1949	74	73			147	Cut	$0.00
1950	76	79			155	Cut	$0.00
1955	78				78	DQ	$0.00
					Total		$0.00

Warner, Chet (81.83)

Year	1st	2nd	3rd	4th	Total	Finish	Money
1954	84	82			166	Cut	$0.00
1959	79	85			164	Cut	$0.00
1960	79	82			161	Cut	$0.00
					Total		$0.00

Warren, Charles (72.31)

Year	1st	2nd	3rd	4th	Total	Finish	Money
1999	74	78			152	Cut	$0.00
2005	73	68	71	69	281	T13	$93,750.00
2006	68	73	72	70	283	T21	$47,750.00
2007	73	69	74	74	290	T66	$11,330.00
2008	73	78			151	Cut	$0.00
					Total		$152,830.00

Warren, Leonard (77.25)

Year	1st	2nd	3rd	4th	Total	Finish	Money
1950	79				79	WD	$0.00
1951	79	71			150	Cut	$0.00
1952	80				80	WD	$0.00
					Total		$0.00

Watkins, Lloyd (72.25)

Year	1st	2nd	3rd	4th	Total	Finish	Money
1947	74	73	71	71	289	T11	$280.00
					Total		$280.00

Watkins, Randy (72.50)

Year	1st	2nd	3rd	4th	Total	Finish	Money
1984	73	72			145	Cut	$0.00
					Total		$0.00

Watkins, Scott (73.00)

Year	1st	2nd	3rd	4th	Total	Finish	Money
1980	74	74			148	Cut	$0.00
1982	73	72			145	Cut	$0.00
1984	73	72			145	Cut	$0.00
					Total		$0.00

Watney, Nick (71.20)

Year	1st	2nd	3rd	4th	Total	Finish	Money
2005	77	69			146	Cut	$0.00
2006	71	69	69	71	280	T11	$116,600.00
2007	74	71	71	70	286	T42	$18,181.40
					Total		$134,781.40

Watson, Bob (73.54)

Year	1st	2nd	3rd	4th	Total	Finish	Money
1950	74	70	72	73	289	T18	$66.00
1951	72	75			147	Cut	$0.00
1952	73	77	79		229	T61	$0.00
1957	76	69	74	72	291	T35	$91.25
					Total		$157.25

Watson, Bubba (71.00)

Year	1st	2nd	3rd	4th	Total	Finish	Money
2006	74	74			148	Cut	$0.00
2007	71	67	64	72	274	T2	$484,000.00
2008	68	72	74	74	288	T57	$12,432.00
					Total		$496,432.00

Watson, Denis (73.38)

Year	1st	2nd	3rd	4th	Total	Finish	Money
1983	73	73	69	72	287	T36	$1,641.81
1992	72	76			148	Cut	$0.00
1994	75	77			152	Cut	$0.00
					Total		$1,641.81

Watson, Tom (71.33)

Year	1st	2nd	3rd	4th	Total	Finish	Money
1972	77	75			152	Cut	$0.00
1986	69	68	68	71	276	3	$34,000.00
					Total		$34,000.00

Watts, Brian (72.42)

Year	1st	2nd	3rd	4th	Total	Finish	Money
1991	68	77			145	Cut	$0.00
1999	70	70	69	75	284	T10	$53,571.43
2000	70	75			145	Cut	$0.00
2002	73	72			145	Cut	$0.00
2003	73	77			150	Cut	$0.00
					Total		$53,571.43

Weathers, Bob (74.75)

Year	1st	2nd	3rd	4th	Total	Finish	Money
1960	72	72	77	78	299	59	$72.00
					Total		$72.00

Weaver, Bert (72.54)

Year	1st	2nd	3rd	4th	Total	Finish	Money
1957	77	74			151	Cut	$0.00
1958	71	75	79		225	Cut	$0.00
1959	74	70	75	69	288	T22	$410.00
1960	73	79			152	Cut	$0.00
1961	74	72	72	70	288	T38	$150.00
1962	73	70	73	71	287	T26	$380.00
1963	70	74	70	70	284	T34	$170.00
1964	70	73	68	80	291	T41	$190.71
1966	70	73	72	70	285	T28	$850.00
1968	73	69	70	76	288	T38	$450.00
					Total		$2,600.71

Shell Houston Open
Player Records
1946 thru 2008

Weaver, Buddy (73.92)

Year	1st	2nd	3rd	4th	Total	Finish	Money
1951	73	73	77	67	290	T34	$0.00
1955	72	70	68	71	281	T12	$635.00
1956	72	73	75	71	291	T45	$0.00
1957	68	73	76	78	295	62	$50.00
1958	75	73	74	78	300	T64	$50.00
1959	72	74	76		222	Cut	$0.00
1960	82	79			161	Cut	$0.00
1961	74	77			151	Cut	$0.00
1962	72	78	74		224	Cut	$0.00
1963	71	69	75	74	289	T72	$0.00
1965	67	71	72	72	282	T17	$1,350.00
1967	76	76			152	Cut	$0.00
1970	75	76			151	Cut	$0.00
1971	80	75			155	Cut	$0.00
1972	75	73			148	Cut	$0.00
1973	82	74			156	Cut	$0.00
1974	75	73			148	Cut	$0.00
					Total		*$2,085.00*

Weaver, DeWitt (73.48)

Year	1st	2nd	3rd	4th	Total	Finish	Money
1965	70	74	72	73	289	T51	$0.00
1968	70	71	76	83	300	T68	$0.00
1971	70	69	69	75	283	T7	$3,842.50
1972	72				72	DQ	$0.00
1973	72	74	72	75	293	T50	$504.40
1974	75	73			148	Cut	$0.00
1976	83	75			158	Cut	$0.00
1980	72	73			145	Cut	$0.00
1981	75	74			149	Cut	$0.00
					Total		*$4,346.90*

Webb, Bill (72.50)

Year	1st	2nd	3rd	4th	Total	Finish	Money
1958	69	76	74	71	290	T22	$342.50
					Total		*$342.50*

Webb, Dallas (79.50)

Year	1st	2nd	3rd	4th	Total	Finish	Money
1947	84	79	77	78	318	T49	$0.00
					Total		*$0.00*

Webb, Gene (73.50)

Year	1st	2nd	3rd	4th	Total	Finish	Money
1955	75	72			147	DQ	$0.00
					Total		*$0.00*

Webb, Larry (74.80)

Year	1st	2nd	3rd	4th	Total	Finish	Money
1977	81				81	WD	$0.00
1979	72	69	76	76	293	77	$558.00
					Total		*$558.00*

Weber, Ron (76.05)

Year	1st	2nd	3rd	4th	Total	Finish	Money
1962	75	73	74		222	Cut	$0.00
1963	74	75			149	Cut	$0.00
1971	75	75	75	77	302	72	$217.00
1972	78	75			153	Cut	$0.00
1976	72	80			152	Cut	$0.00
1977	76	76			152	Cut	$0.00
1978	75	75			150	Cut	$0.00
1979	84	81			165	Cut	$0.00
					Total		*$217.00*

Weekley, Boo (74.00)

Year	1st	2nd	3rd	4th	Total	Finish	Money
2007	71	77			148	Cut	$0.00
					Total		*$0.00*

Weeks, Tad (74.00)

Year	1st	2nd	3rd	4th	Total	Finish	Money
1987	74	73			147	Cut	$0.00
1990	73	76			149	Cut	$0.00
					Total		*$0.00*

Weetman, Harry (73.50)

Year	1st	2nd	3rd	4th	Total	Finish	Money
1957	73	72	73	76	294	T56	$50.00
					Total		*$50.00*

Wehrle, Wilford (75.50)

Year	1st	2nd	3rd	4th	Total	Finish	Money
1949	75	76			151	Cut	$0.00
					Total		*$0.00*

Weibring, D. A. (71.47)

Year	1st	2nd	3rd	4th	Total	Finish	Money
1979	74	69			143	Cut	$0.00
1980	68	68	66	68	270	T5	$13,300.00
1982	68	72	77	70	287	T44	$1,087.80
1984	72	68	71	70	281	T17	$7,250.00
1989	71	74	69	71	285	T12	$16,200.00
1990	75	74			149	Cut	$0.00
1992	71	70	70	71	282	T30	$6,975.00
1993	72	68	69		209	T41	$4,115.09
1994	71	71	71	74	287	T47	$3,298.75
1995	71	76			147	Cut	$0.00
1996	70	71	72	72	285	T31	$8,700.00
1997	72	71	79	76	298	T67	$3,248.00
1998	75	69	71	72	287	T36	$8,812.50
1999	69	76	73	74	292	T60	$5,425.00
2000	73	70			143	Cut	$0.00
					Total		*$78,412.14*

Weiler, Paul (73.75)

Year	1st	2nd	3rd	4th	Total	Finish	Money
1951	74	71	74	76	295	T53	$0.00
					Total		*$0.00*

Weir, Mike (71.57)

Year	1st	2nd	3rd	4th	Total	Finish	Money
1998	77	75			152	Cut	$0.00
2000	70				70	WD	$0.00
2006	71	71	70	67	279	T6	$172,150.00
					Total		*$172,150.00*

Weiskopf, Tom (72.06)

Year	1st	2nd	3rd	4th	Total	Finish	Money
1966	73	70	78	71	292	T54	$0.00
1967	72	68	70	70	280	7	$3,910.00
1968	67	72	69	74	282	T11	$2,200.00
1970	75	76			151	Cut	$0.00
1971	72	71	74	78	295	T53	$217.39
1973	79	72			151	Cut	$0.00
1980	73	68	71	66	278	T29	$2,130.62
1981	69	68	72		209	T28	$1,745.62
1982	74	74			148	Cut	$0.00
1992	72	76			148	Cut	$0.00
					Total		*$10,203.63*

Weitzel, John (72.10)

Year	1st	2nd	3rd	4th	Total	Finish	Money
1949	72	74			146	WD	$0.00
1951	68	68	73	74	283	T10	$287.50
1953	74	73	72	73	292	T31	$0.00
1954	69	72	71	73	285	T18	$505.00
1955	71	71	71	76	289	T55	$0.00
1956	76	71			147	DQ	$0.00
					Total		*$792.50*

Wentworth, Kevin (73.67)

Year	1st	2nd	3rd	4th	Total	Finish	Money
1998	77	75			152	Cut	$0.00
2000	69	75			144	Cut	$0.00
2001	74	72			146	Cut	$0.00
					Total		*$0.00*

West, Mike (74.00)

Year	1st	2nd	3rd	4th	Total	Finish	Money
1986	73	75			148	Cut	$0.00
					Total		*$0.00*

Westwood, Lee (72.38)

Year	1st	2nd	3rd	4th	Total	Finish	Money
2004	76	69	73	73	291	T49	$12,340.00
2007	68	75	72	73	288	T56	$12,265.00
					Total		*$24,605.00*

Wetterich, Brett (72.21)

Year	1st	2nd	3rd	4th	Total	Finish	Money
2000	76	72			148	Cut	$0.00
2002	75	71			146	Cut	$0.00
2005	73	72			145	Cut	$0.00
2006	70	69	69	71	279	T6	$172,150.00
2008	73	70	72	78	293	70	$11,200.00
					Total		*$183,350.00*

Whalley Jr, Ed (77.50)

Year	1st	2nd	3rd	4th	Total	Finish	Money
1957	72	89			161	Cut	$0.00
1958	74	75			149	Cut	$0.00
					Total		*$0.00*

Shell Houston Open
Player Records
1946 thru 2008

Wharton, Frank (74.41)

Year	1st	2nd	3rd	4th	Total	Finish	Money
1957	73	72	74	75	294	T56	$0.00
1958	74	75	74	73	296	T54	$0.00
1959	76	71	78		225	Cut	$0.00
1960	73	78			151	Cut	$0.00
1961	71	75	74		220	Cut	$0.00
1964	76	85			161	Cut	$0.00
1965	71	71	71	77	290	T55	$0.00
					Total		$0.00

Wheatcroft, Steve (76.00)

Year	1st	2nd	3rd	4th	Total	Finish	Money
2007	78	74			152	Cut	$0.00
					Total		$0.00

Whetzle, Dick (72.75)

Year	1st	2nd	3rd	4th	Total	Finish	Money
1959	70	75	75	71	291	T38	$0.00
					Total		$0.00

Whisman, Greg (72.50)

Year	1st	2nd	3rd	4th	Total	Finish	Money
1991	73	68	71	75	287	T72	$1,552.00
1992	73	75			148	Cut	$0.00
					Total		$1,552.00

White, Buck (73.38)

Year	1st	2nd	3rd	4th	Total	Finish	Money
1949	72	76			148	Cut	$0.00
1953	78	74	72	73	297	T55	$0.00
1956	71	71			142	DQ	$0.00
					Total		$0.00

White, Carlton (71.50)

Year	1st	2nd	3rd	4th	Total	Finish	Money
1979	72	71			143	Cut	$0.00
					Total		$0.00

White, Ed (73.75)

Year	1st	2nd	3rd	4th	Total	Finish	Money
1947	72	72	74	73	291	15	$0.00
1950	75	73	77	74	299	T51	$0.00
					Total		$0.00

White, Jim (74.33)

Year	1st	2nd	3rd	4th	Total	Finish	Money
1977	73	75			148	Cut	$0.00
1978	71	73	79	75	298	80	$0.00
					Total		$0.00

White, Mike (77.00)

Year	1st	2nd	3rd	4th	Total	Finish	Money
1980	77				77	WD	$0.00
					Total		$0.00

Whitt, Don (72.81)

Year	1st	2nd	3rd	4th	Total	Finish	Money
1958	76	73			149	Cut	$0.00
1959	74	73	69	73	289	T26	$195.00
1960	75	74			149	WD	$0.00
1961	73	73	67	76	289	T44	$150.00
1962	73	75	70	71	289	T41	$150.00
					Total		$495.00

Whittaker, Ron (72.67)

Year	1st	2nd	3rd	4th	Total	Finish	Money
1996	74	70	75	72	291	T66	$3,090.00
2006	75	70			145	Cut	$0.00
					Total		$3,090.00

Wi, Charlie (72.90)

Year	1st	2nd	3rd	4th	Total	Finish	Money
2005	69	70	76	76	291	T57	$11,100.00
2007	74	75			149	Cut	$0.00
2008	71	69	77	72	289	T62	$11,928.00
					Total		$23,028.00

Widener, Homer (75.00)

Year	1st	2nd	3rd	4th	Total	Finish	Money
1952	75				75	WD	$0.00
					Total		$0.00

Wiebe, Mark (72.07)

Year	1st	2nd	3rd	4th	Total	Finish	Money
1984	73	71			144	Cut	$0.00
1985	72	71	75	72	290	T62	$1,085.00
1991	72	71			143	Cut	$0.00
1992	70	70	68	73	281	T22	$10,530.00
1993	72	72			144	Cut	$0.00
1995	75				75	WD	$0.00
1996	70	72	76	70	288	T48	$3,693.75
1997	81	71			152	Cut	$0.00
1999	69	69	71	73	282	4	$120,000.00
2001	76	71			147	Cut	$0.00
					Total		$135,308.75

Wiechers, Jim (74.30)

Year	1st	2nd	3rd	4th	Total	Finish	Money
1970	76	80			156	Cut	$0.00
1975	72	71	73	74	290	T62	$273.75
1977	78	68	73	78	297	T71	$0.00
					Total		$273.75

Wilcox, Terry (80.50)

Year	1st	2nd	3rd	4th	Total	Finish	Money
1970	76	85			161	Cut	$0.00
					Total		$0.00

Wilkinson, Tim (71.75)

Year	1st	2nd	3rd	4th	Total	Finish	Money
2008	73	69	71	74	287	T47	$13,932.80
					Total		$13,932.80

Williams, Harold (74.83)

Year	1st	2nd	3rd	4th	Total	Finish	Money
1954	77	78			155	Cut	$0.00
1956	75	70	74	75	294	T59	$0.00
					Total		$0.00

Williams, Henry (72.90)

Year	1st	2nd	3rd	4th	Total	Finish	Money
1950	71	74	73	75	293	T31	$0.00
1952	72	75	75	72	294	T19	$105.00
1953	73	73	76	73	295	T47	$0.00
1955	73	68	74	71	286	T39	$46.00
1958	73	73	74	70	290	T22	$342.50
					Total		$493.50

Williams, Jack (77.50)

Year	1st	2nd	3rd	4th	Total	Finish	Money
1963	79	76			155	Cut	$0.00
					Total		$0.00

Williams, John (77.67)

Year	1st	2nd	3rd	4th	Total	Finish	Money
1959	81	72			153	Cut	$0.00
1960	79	79			158	Cut	$0.00
1961	78	77			155	Cut	$0.00
					Total		$0.00

Williams, Tommy (82.00)

Year	1st	2nd	3rd	4th	Total	Finish	Money
1951	83	81			164	Cut	$0.00
					Total		$0.00

Williams Jr, Henry (74.33)

Year	1st	2nd	3rd	4th	Total	Finish	Money
1954	72	77	75		224	Cut	$0.00
1957	76	73	73		222	Cut	$0.00
					Total		$0.00

Williams Jr, Morris (75.00)

Year	1st	2nd	3rd	4th	Total	Finish	Money
1951	72	78			150	Cut	$0.00
					Total		$0.00

Williamson, Bill (75.75)

Year	1st	2nd	3rd	4th	Total	Finish	Money
1956	81	70	76	76	303	73	$0.00
					Total		$0.00

Williamson, Bud (75.38)

Year	1st	2nd	3rd	4th	Total	Finish	Money
1949	73	74	78		225	WD	$0.00
1950	72	79			151	Cut	$0.00
1952	72	77	78		227	T61	$0.00
					Total		$0.00

Williamson, Jay (73.22)

Year	1st	2nd	3rd	4th	Total	Finish	Money
1995	73	79			152	Cut	$0.00
1996	74	74			148	Cut	$0.00
1999	70	74	69	77	290	T45	$7,150.00
2001	75	71			146	Cut	$0.00
2002	72	70	73	73	288	T56	$8,960.00
2004	73				73	WD	$0.00
2005	76	70			146	Cut	$0.00
2008	75				75	WD	$0.00
					Total		$16,110.00

Shell Houston Open
Player Records
1946 thru 2008

Willis, Garrett (71.80)

Year	1st	2nd	3rd	4th	Total	Finish	Money
2001	74	70	76	72	292	T54	$7,718.00
2003	72	68	69	70	279	T21	$43,521.43
2004	71	76			147	Cut	$0.00
					Total		$51,239.43

Willmann, Kyle (73.00)

Year	1st	2nd	3rd	4th	Total	Finish	Money
2005	75	71			146	Cut	$0.00
					Total		$0.00

Wilson, Brian (72.75)

Year	1st	2nd	3rd	4th	Total	Finish	Money
2001	73	72	71	75	291	T46	$8,959.00
					Total		$8,959.00

Wilson, Dean (72.25)

Year	1st	2nd	3rd	4th	Total	Finish	Money
2003	72	76			148	Cut	$0.00
2004	73	77			150	Cut	$0.00
2005	69	69	75	75	288	T46	$14,566.60
2008	67	75	70	69	281	T20	$67,573.30
					Total		$82,139.90

Wilson, Don (74.00)

Year	1st	2nd	3rd	4th	Total	Finish	Money
1965	74	74			148	Cut	$0.00
					Total		$0.00

Wilson, Jeff (71.00)

Year	1st	2nd	3rd	4th	Total	Finish	Money
1990	71	71	71		213	T56	$2,210.00
					Total		$2,210.00

Wilson, Jim (73.50)

Year	1st	2nd	3rd	4th	Total	Finish	Money
1987	72	73	76	73	294	T63	$1,278.00
					Total		$1,278.00

Wilson, John (71.40)

Year	1st	2nd	3rd	4th	Total	Finish	Money
1991	67	68	75	77	287	T72	$1,552.00
1994	69	73	71	74	287	T47	$3,298.75
1995	71	69	68	72	280	T8	$40,600.00
1996	69	70	72	75	286	T37	$6,450.00
1997	73	73	72	70	288	T32	$8,853.34
					Total		$60,754.09

Wilson, Mark (74.00)

Year	1st	2nd	3rd	4th	Total	Finish	Money
2003	74	75			149	Cut	$0.00
2004	79	73			152	Cut	$0.00
2005	71	73			144	Cut	$0.00
2006	76	71			147	Cut	$0.00
					Total		$0.00

Wilton, J. J. (80.00)

Year	1st	2nd	3rd	4th	Total	Finish	Money
1994	80	80			160	Cut	$0.00
					Total		$0.00

Wininger, Bo (72.65)

Year	1st	2nd	3rd	4th	Total	Finish	Money
1953	76	74	70	69	289	T17	$285.00
1954	78				78	DQ	$0.00
1955	70	69	72	77	288	T53	$0.00
1956	73	71	67	74	285	T11	$677.50
1957	77	75			152	Cut	$0.00
1958	71	71	79	78	299	T61	$50.00
1959	70	71	72	71	284	T14	$753.33
1960	77	75			152	Cut	$0.00
1961	70	74	75	72	291	T56	$150.00
1962	69	74	75	68	286	T17	$800.00
1963	73	69	73	69	284	T34	$170.00
					Total		$2,885.83

Wintz, Gary (72.90)

Year	1st	2nd	3rd	4th	Total	Finish	Money
1975	69	75	70	73	287	T41	$510.00
1976	70	73	73	73	289	T34	$1,105.00
1977	76	77			153	Cut	$0.00
					Total		$1,615.00

Wise, Larry (73.50)

Year	1st	2nd	3rd	4th	Total	Finish	Money
1973	78	76			154	Cut	$0.00
1975	74	70	69	74	287	T41	$510.00
					Total		$510.00

Witt, Mark (72.00)

Year	1st	2nd	3rd	4th	Total	Finish	Money
1981	70	74			144	Cut	$0.00
					Total		$0.00

Wittenberg, Jim (72.50)

Year	1st	2nd	3rd	4th	Total	Finish	Money
1975	73	72			145	Cut	$0.00
					Total		$0.00

Wohl, Buzzy (72.25)

Year	1st	2nd	3rd	4th	Total	Finish	Money
1955	73	71	73	72	289	T55	$0.00
					Total		$0.00

Wolcott, Bob (73.00)

Year	1st	2nd	3rd	4th	Total	Finish	Money
1989	77	75			152	Cut	$0.00
1990	72	73			145	Cut	$0.00
1991	71	70	68	72	281	T41	$2,532.36
1992	71	73			144	Cut	$0.00
1997	75	79			154	Cut	$0.00
					Total		$2,532.36

Wolf, Aubrey (79.50)

Year	1st	2nd	3rd	4th	Total	Finish	Money
1951	81	78			159	Cut	$0.00
					Total		$0.00

Wolff, Randy (74.50)

Year	1st	2nd	3rd	4th	Total	Finish	Money
1972	74	75			149	Cut	$0.00
					Total		$0.00

Wood, Craig (77.00)

Year	1st	2nd	3rd	4th	Total	Finish	Money
1949	78	76			154	Cut	$0.00
					Total		$0.00

Wood, Deen (72.50)

Year	1st	2nd	3rd	4th	Total	Finish	Money
1956	71	69	76	73	289	T29	$205.00
1957	70	70	75	73	288	T13	$693.75
1959	72	75	74	72	293	T52	$50.00
					Total		$948.75

Wood, Larry (74.75)

Year	1st	2nd	3rd	4th	Total	Finish	Money
1971	75	74	74	73	296	T58	$217.00
1972	74	76			150	Cut	$0.00
1974	74	78			152	Cut	$0.00
					Total		$217.00

Wood, Willard (74.75)

Year	1st	2nd	3rd	4th	Total	Finish	Money
1963	74	70	71	77	292	T80	$0.00
1964	75	78			153	Cut	$0.00
1965	74	73			147	Cut	$0.00
1966	76	73			149	Cut	$0.00
1967	76	80			156	Cut	$0.00
					Total		$0.00

Wood, Willie (72.21)

Year	1st	2nd	3rd	4th	Total	Finish	Money
1984	69	72	72	71	284	T29	$3,043.75
1985	72	72	75	72	291	T64	$1,060.00
1986	72	72	69	74	287	T30	$3,250.00
1987	69	75	72	77	293	T60	$1,308.00
1988	75	80			155	Cut	$0.00
1990	74	73			147	Cut	$0.00
1991	70	73			143	Cut	$0.00
1993	69	70	68		207	T26	$9,230.00
1995	68	66	75	73	282	T12	$25,800.00
1997	70	73	75	74	292	T52	$3,712.00
1998	70	75	72	69	286	T30	$12,150.00
1999	72	77			149	Cut	$0.00
					Total		$59,553.75

Woodland, Jeff (69.57)

Year	1st	2nd	3rd	4th	Total	Finish	Money
1993	70	68	68		206	T20	$14,083.34
1994	69	72	66	74	281	T13	$25,133.33
					Total		$39,216.67

Woodward, Jim (70.87)

Year	1st	2nd	3rd	4th	Total	Finish	Money
1990	76	68			144	Cut	$0.00
1991	68	71	72	70	281	T41	$2,532.36
1992	70	71	70	70	281	T22	$10,530.00
1993	69	69	72		210	T52	$3,001.15
1994	74	73			147	Cut	$0.00
					Total		$16,063.51

Shell Houston Open
Player Records
1946 thru 2008

Woodward, Len (73.27)

Year	1st	2nd	3rd	4th	Total	Finish	Money
1960	74	73	79		226	Cut	$0.00
1961	72	71	74	73	290	T50	$150.00
1963	74	70	71	75	290	77	$0.00
					Total		$150.00

Woolly, Craig (73.50)

Year	1st	2nd	3rd	4th	Total	Finish	Money
1991	72	75			147	Cut	$0.00
					Total		$0.00

Woosnam, Ian (71.00)

Year	1st	2nd	3rd	4th	Total	Finish	Money
1988	73	75			148	Cut	$0.00
1989	73	71	71	71	286	T16	$11,600.00
1990	69	69	67		205	T3	$39,062.50
					Total		$50,662.50

Worsham, Lew (71.86)

Year	1st	2nd	3rd	4th	Total	Finish	Money
1947	69	71	73	71	284	4	$800.00
1949	70	72	70	73	285	T16	$140.00
1950	71	73	73	72	289	T18	$66.00
1951	69	68	70	74	281	T5	$606.67
1952	75	71	76	77	299	T40	$0.00
1953	75	70	72	70	287	T10	$542.00
1954	76	68	71	72	287	T24	$360.00
					Total		$2,514.67

Worthen, Walter (77.00)

Year	1st	2nd	3rd	4th	Total	Finish	Money
1984	75	79			154	Cut	$0.00
					Total		$0.00

Wrenn, Robert (72.71)

Year	1st	2nd	3rd	4th	Total	Finish	Money
1985	77	75			152	Cut	$0.00
1986	71	77			148	Cut	$0.00
1987	72	77			149	Cut	$0.00
1989	78	69	76	74	297	T72	$1,560.00
1991	65	77	70	71	283	T58	$1,736.00
1993	71	72			143	Cut	$0.00
1994	70	66	74	76	286	T38	$5,070.00
1996	73	70	75	69	287	T44	$4,800.00
					Total		$13,166.00

Wright, James (81.50)

Year	1st	2nd	3rd	4th	Total	Finish	Money
1972	81	82			163	Cut	$0.00
					Total		$0.00

Wright, Jim (69.75)

Year	1st	2nd	3rd	4th	Total	Finish	Money
1963	70	71	71	67	279	T11	$1,242.86
					Total		$1,242.86

Wright, Keith (76.00)

Year	1st	2nd	3rd	4th	Total	Finish	Money
1976	76	76			152	Cut	$0.00
					Total		$0.00

Wright, Kenneth (77.50)

Year	1st	2nd	3rd	4th	Total	Finish	Money
1950	79	76			155	Cut	$0.00
					Total		$0.00

Wright, Tommy (73.50)

Year	1st	2nd	3rd	4th	Total	Finish	Money
1947	75	69	77	73	294	22	$0.00
					Total		$0.00

Wulff, Thomas (72.25)

Year	1st	2nd	3rd	4th	Total	Finish	Money
1963	74	68	76	71	289	T72	$0.00
					Total		$0.00

Wurtz, Mark (74.83)

Year	1st	2nd	3rd	4th	Total	Finish	Money
1994	73	74			147	Cut	$0.00
1995	77	73			150	Cut	$0.00
1998	78	74			152	Cut	$0.00
					Total		$0.00

Wykle, Lee (75.25)

Year	1st	2nd	3rd	4th	Total	Finish	Money
1972	75	76			151	Cut	$0.00
1973	78	72			150	Cut	$0.00
					Total		$0.00

Wylie, Bob (74.50)

Year	1st	2nd	3rd	4th	Total	Finish	Money
1958	73	76			149	Cut	$0.00
					Total		$0.00

Wynn, Bob (72.60)

Year	1st	2nd	3rd	4th	Total	Finish	Money
1973	74	73	72	75	294	T55	$440.86
1974	72	71	72	72	287	T39	$540.00
1976	73	72			145	T57	$196.54
					Total		$1,177.40

Wynn, Mike (73.55)

Year	1st	2nd	3rd	4th	Total	Finish	Money
1973	77	74			151	Cut	$0.00
1974	77				77	DQ	$0.00
1975	68	70	75	70	283	T12	$2,571.43
1976	76	74			150	Cut	$0.00
1977	71	77			148	Cut	$0.00
					Total		$2,571.43

Wysong, Dudley (71.88)

Year	1st	2nd	3rd	4th	Total	Finish	Money
1965	73	69	71	68	281	T15	$1,550.00
1966	73	72	72	71	288	T42	$305.00
1967	72	70	74	73	289	T25	$905.63
1968	77	70	74	71	292	T51	$205.00
					Total		$2,965.63

Yancey, Bert (71.76)

Year	1st	2nd	3rd	4th	Total	Finish	Money
1964	74	72	75	72	293	T46	$119.05
1965	65	70	68	74	277	T4	$3,800.00
1966	71	70	72	67	280	T7	$3,375.00
1967	76	75			151	Cut	$0.00
1968	72	69	71	72	284	T18	$1,300.00
1970	72	73	78	70	293	T38	$562.50
1971	71	73	70	73	287	T20	$1,562.00
1972	73	68	79	69	289	T37	$622.20
1975	70	69	71	76	286	T32	$778.33
					Total		$12,119.08

Yancey, Cameron (73.00)

Year	1st	2nd	3rd	4th	Total	Finish	Money
2003	74	72			146	Cut	$0.00
					Total		$0.00

Yang, Y. E. (72.50)

Year	1st	2nd	3rd	4th	Total	Finish	Money
2008	71	73	73	73	290	T66	$11,480.00
					Total		$11,480.00

Yates, J. T. (79.00)

Year	1st	2nd	3rd	4th	Total	Finish	Money
1951	76	82			158	Cut	$0.00
					Total		$0.00

Yokoo, Kaname (74.00)

Year	1st	2nd	3rd	4th	Total	Finish	Money
2001	69	76	75	71	291	T46	$8,959.00
2002	77	74			151	Cut	$0.00
2003	74	76			150	Cut	$0.00
					Total		$8,959.00

Young, Kim (70.77)

Year	1st	2nd	3rd	4th	Total	Finish	Money
1988	75	68	73	73	289	T59	$1,540.00
1991	67	74	72	68	281	T41	$2,532.36
1992	67	70	76	69	282	T30	$6,975.00
1993	68				68	DQ	$0.00
					Total		$11,047.36

Zabriski, Bruce (72.40)

Year	1st	2nd	3rd	4th	Total	Finish	Money
1988	81				81	WD	$0.00
1992	67	73	72	69	281	T22	$10,530.00
					Total		$10,530.00

Zack, Mike (72.00)

Year	1st	2nd	3rd	4th	Total	Finish	Money
1979	72	72			144	Cut	$0.00
					Total		$0.00

Zakarian, Joe (74.11)

Year	1st	2nd	3rd	4th	Total	Finish	Money
1956	77	65	73	70	285	T11	$677.50
1957	79	77			156	Cut	$0.00
1958	73	75	78		226	Cut	$0.00
					Total		$677.50

Shell Houston Open
Player Records
1946 thru 2008

Zarley, Kermit (71.81)

Year	1st	2nd	3rd	4th	Total	Finish	Money
1963	66	68	74	71	279	T11	$0.00
1965	75	71			146	Cut	$0.00
1966	73	75			148	Cut	$0.00
1967	69	72	69	77	287	T20	$1,322.50
1968	71	70	72	73	286	T28	$725.00
1970	76	72	69	71	288	T15	$1,653.57
1971	67	75	70	74	286	T16	$1,937.50
1972	75	73			148	Cut	$0.00
1973	74	75	70	72	291	T33	$1,063.56
1974	72	67	72	75	286	T31	$832.50
1975	71	74			145	Cut	$0.00
1976	69	75	70	74	288	T26	$1,390.00
1978	69	68	72	66	275	T6	$6,500.00
1979	74	67	70	72	283	T55	$669.00
1980	74	67	68	69	278	T29	$2,130.63
1981	72	75			147	Cut	$0.00
1984	73	70	77	78	298	T72	$985.00
1985	71	74			145	Cut	$0.00
1986	70	78			148	Cut	$0.00
					Total		*$19,209.26*

Zender, Bob (72.50)

Year	1st	2nd	3rd	4th	Total	Finish	Money
1974	68	74	69	76	287	T39	$540.00
1975	74	71			145	Cut	$0.00
1978	77	71			148	Cut	$0.00
					Total		*$540.00*

Ziegler, Larry (72.90)

Year	1st	2nd	3rd	4th	Total	Finish	Money
1970	75	78			153	Cut	$0.00
1971	72	73	71	75	291	T38	$637.50
1972	71	74	72	73	290	T42	$388.89
1977	73	74			147	Cut	$0.00
1979	75				75	DQ	$0.00
1980	74	69			143	Cut	$0.00
1981	74	70			144	Cut	$0.00
1983	69	74	74	71	288	T47	$1,027.43
					Total		*$2,053.82*

Zimmerman, Al (74.89)

Year	1st	2nd	3rd	4th	Total	Finish	Money
1951	67	75	76	77	295	T53	$0.00
1952	71	77	77		225	T61	$0.00
1953	77	77			154	Cut	$0.00
					Total		*$0.00*

Zimmerman, Robert (70.75)

Year	1st	2nd	3rd	4th	Total	Finish	Money
1965	70	72	68	73	283	T19	$1,000.00
					Total		*$1,000.00*

Ziobro, Billy (72.92)

Year	1st	2nd	3rd	4th	Total	Finish	Money
1973	70	77	72	72	291	T33	$1,063.56
1974	71	74	75	78	298	75	$0.00
1975	71	70	74	71	286	T32	$778.33
					Total		*$1,841.89*

Zoeller, Fuzzy (72.77)

Year	1st	2nd	3rd	4th	Total	Finish	Money
1975	72	72	76	74	294	T74	$0.00
1976	71	75			146	T68	$196.54
1977	76	68	73	74	291	T52	$465.00
1978	76	72			148	Cut	$0.00
1981	74	69			143	Cut	$0.00
1982	68	72	72	76	288	T49	$848.00
1983	71	72	70	78	291	T64	$836.00
					Total		*$2,345.54*

Zokol, Richard (72.59)

Year	1st	2nd	3rd	4th	Total	Finish	Money
1983	77	76			153	Cut	$0.00
1984	74	68	74	77	293	69	$1,010.00
1985	71	72	71	69	283	T19	$6,060.00
1986	69	75	73	81	298	T70	$990.00
1987	72	74			146	Cut	$0.00
1988	70	78			148	Cut	$0.00
1990	70	70	73		213	T56	$2,210.00
1991	68	70	68	72	278	T18	$9,737.14
1992	73	72			145	Cut	$0.00
2003	74	74			148	Cut	$0.00
					Total		*$20,007.14*

Zorkic, Zoran (73.83)

Year	1st	2nd	3rd	4th	Total	Finish	Money
1995	73	72			145	Cut	$0.00
1998	73	74	74	77	298	73	$3,880.00
					Total		*$3,880.00*