



CHAMPIONSHIP

DORAL GOLF RESORT & SPA

A MARRIOTT RESORT

DORAL, FLORIDA, USA

MARCH 10-15, 2009



2009 MEDIA GUIDE

Welcome from the International Federation of PGA Tours



Kyi Hla Han
Executive Chairman
Asian PGA



George O'Grady
Executive Director
European Tour



Kosaku Shimada
Chairman
Japan Golf Tour Organization



Tim Finchem
Commissioner
PGA TOUR



Ben Sellenger
Chief Executive
PGA Tour of Australasia



Johan Immelman
Commissioner
Sunshine Tour

On behalf of the International Federation of PGA Tours, it is our pleasure to welcome you to the World Golf Championships-CA Championship, held at the extremely challenging and rich-with-history Blue Monster at Doral Golf Resort & Spa, a Marriott Resort. The World Golf Championships celebrate their 11th year this season, and we'd like to thank you for your attendance.

Geoff Ogilvy won the CA Championship for the first time last year adding a second World Golf Championships title to his record—Ogilvy won the World Golf Championships-Accenture Match Play Championship in 2006. He picked up his third win two weeks ago when he won the Accenture Match Play Championship for a second time.

Doral Golf Resort & Spa has a storied history in professional golf, having hosted PGA TOUR events for more than 45 years. The game's legends have played and won here, and the 2009 event is sure to add to that list of luminaries.

The Federation would like to express its gratitude to our title sponsor this week, CA, and the umbrella sponsors of the World Golf Championships series, Accenture and Bridgestone. We would also like to recognize Kohler and Rolex as Official Sponsors.

Additionally, our thanks go to the staff of Doral Golf Resort & Spa, as well as the hundreds of volunteers for their hard work and hospitality each and every year. An event of this magnitude could not happen without their tireless efforts and selfless dedication.

Once again, welcome to the World Golf Championships-CA Championship. We hope you enjoy the thrill of watching the world's greatest golfers match their skills against this incredibly challenging golf course, and each other.

The Executive Directors and Commissioners of the International Federation of PGA Tours:

Asian Tour
European Tour
Japan Golf Tour Organization
PGA TOUR
PGA Tour of Australasia
Sunshine Tour

Welcome from CA

On behalf of CA and our more than 13,000 employees around the world, it's my pleasure to welcome you to the 2009 World Golf Championships-CA Championship, hosted here at the beautiful Doral Golf Resort & Spa, a Marriott Resort. This year's tournament promises to be more thrilling and spectacular than ever, as the world's top golfers tee off and challenge the Blue Monster—one of the most famous courses in all of golf.

The warm welcome we've received from the Doral Golf Resort and its staff, as well as the golf fans of Miami and the greater Miami community, has made us feel at home as we enter our third year as host of this global event. CA is honored to partner again with the International Federation of PGA Tours to bring such a prestigious event to Miami. Professional golf has been played here since 1962 when the Doral Open Invitational, Florida's first PGA TOUR event, premiered here at Doral.

One of the most rewarding aspects of our involvement in the World Golf Championships-CA Championship is the relationship we've built with the South Florida Golf Foundation, the children of The First Tee of Miami and the Miami Boys & Girls Club. In 2008, the CA Championship helped to raise over \$1.4 million for these local organizations. It is through such programs that we are able to give back to the community and impact the lives of children by giving them the skills to excel both on and off the course.

CA is the world's leading independent IT management software company, with customers in virtually every country around the world. Our expertise in unifying and simplifying complex IT environments is what makes us a world-class software company. In a challenging economic environment, CA helps organizations improve efficiency, mitigate risk, drive business growth and achieve Green IT initiatives. We are proud to be associated with organizations and individuals that share the qualities we celebrate—commitment, innovation, excellence and the pursuit of success—traits that can be found in every professional golfer competing here this weekend.

CA would like to thank the Doral Golf Resort & Spa, the staff at the PGA TOUR, the players and all of the tournament volunteers for their assistance in organizing one of golf's premier events. We hope you enjoy the exciting experience of being part of the 2009 CA Championship.



Table of Contents

Welcome from International Federation of PGA Tours.....	1	Results of 2006 Accenture Match Play Championship	108
Welcome from CA.....	2	Results of 2005 Accenture Match Play Championship	109
Schedule of Events.....	4	Results of 2004 Accenture Match Play Championship	110
Media Facts.....	5-6	Results of 2003 Accenture Match Play Championship	111
Tournament Officials.....	7	Results of 2002 Accenture Match Play Championship	112
FedExCup Points Breakdown	8	Results of 2001 Accenture Match Play Championship	113
CA Corporate Profile	9	Results of 2000 Accenture Match Play Championship	114
		Results of 1999 Accenture Match Play Championship	115
HISTORY OF CA CHAMPIONSHIP	11-39	Bridgestone Invitational Facts	116
Recap of 2008 CA Championship.....	12	Results of 2008 Bridgestone Invitational.....	117
2008 Champions Interview – Geoff Ogilvy	13-16	Results of 2007 Bridgestone Invitational.....	118
Results of 2008 CA Championship.....	17	Results of 2006 Bridgestone Invitational.....	119
Results of 2007 CA Championship.....	18	Results of 2005 NEC Invitational.....	120
Results of 2006 American Express Championship.....	19	Results of 2004 NEC Invitational.....	121
Results of 2005 American Express Championship.....	20	Results of 2003 NEC Invitational.....	122
Results of 2004 American Express Championship.....	21	Results of 2002 NEC Invitational.....	123
Results of 2003 American Express Championship.....	22	Results of 2001 NEC Invitational.....	124
Results of 2002 American Express Championship.....	23	Results of 2000 NEC Invitational.....	125
Results of 2001 American Express Championship.....	24	Results of 1999 NEC Invitational.....	126
Results of 2000 American Express Championship.....	25		
Results of 1999 American Express Championship.....	26	DORAL GOLF RESORT & SPA	127-178
CA Championship Records.....	27	History of Doral Golf Resort & Spa	128
CA Championship Top-10 Finishes.....	28	Doral Golf Resort & Spa Hole-by-Hole Descriptions.....	129-130
CA Championship Player Records	29-38	Doral Golf Resort & Spa PGA TOUR Records.....	131
CA Championship Money Leaders	39	Past PGA TOUR Results at Doral Golf Resort & Spa	132-176
CA Championship Career Stroke Averages	39	Doral Golf Resort & Spa Map.....	177
PLAYER RECORDS.....	40-100	ADDITIONAL INFORMATION.....	179-184
		Gene Sarazen Cup.....	180
WORLD GOLF CHAMPIONSHIPS.....	101-126	NBC Sports and GOLF CHANNEL	181
International Federation of PGA Tours.....	102-103	Media Regulations	182
World Golf Championships Career Money Winners	103	Radio Regulations	182
Most World Golf Championships Appearances	103	Photography Regulations	183
Accenture Match Play Championship Facts	104	Television Regulations.....	184
Results of 2009 Accenture Match Play Championship.....	105	On-Line Service Regulations.....	185
Results of 2008 Accenture Match Play Championship.....	106	Print Regulations	185
Results of 2007 Accenture Match Play Championship.....	107		

Style Reminder:

World Golf Championships–CA Championship

There are three World Golf Championships events. World Golf Championships, of and unto itself, is always plural.
 The World Golf Championships-CA Championship is No. 2 in the sequence of World Golf Championships events. At second and all subsequent references, the tournament may be called the CA Championship.
 The Accenture Match Play Championship precedes, in order, the CA Championship and Bridgestone Invitational.

Schedule of Events

Monday, March 9

Practice round for professionals, Doral Golf Resort and Spa (Blue Course)

Tuesday, March 10

Practice round for professionals, Doral Golf Resort and Spa (Blue Course)

Wednesday, March 11

Practice round for professionals, Doral Golf Resort and Spa (Blue Course)

Thursday, March 12

First round of competition, Doral Golf Resort and Spa (Blue Course), 11:30 a.m.

Friday, March 13

Second round of competition, Doral Golf Resort and Spa (Blue Course), 11:30 a.m.

Saturday, March 14

Third round of competition, Doral Golf Resort and Spa (Blue Course), 8 a.m.

Sunday, March 15

Final round of competition, Doral Golf Resort and Spa (Blue Course), 8:50 a.m.
Closing ceremony, 18th green, 7 p.m.

Notes: All times are local

All tee times are approximate

Media Facts

EVENT:	World Golf Championships-CA Championship (CA Championship on second reference)		
DATE:	March 10-15, 2009		
SITE:	Doral Golf Resort and Spa, Doral, FL		
PAR/YARDAGE:	36-36—72/7,266		
ARCHITECT/OPENED:	Dick Wilson/1962		
FORMAT:	Four-day, 72-hole stroke-play competition; no cut		
DEFENDING CHAMPION:	Geoff Ogilvy, 271 (-17)		
PURSE:	(U.S.) \$8.5 million; Champion: \$1.4 million (Prize money earned will be considered official on each player's home Tour).		
ELIGIBILITY:	Estimated field size: 70 players <ul style="list-style-type: none">• The top-50 players, including any players tied for 50th available place, from the Official World Golf Ranking as of Monday, March 2, 2009.• The top-50 players, including any players tied for 50th available place, from the Official World Golf Ranking as of Monday, March 9, 2009.• The top-30 players from the final 2008 FedExCup Points List.• The top-10 players from the FedExCup Points List as of March 2, 2009.• The top-10 players from the FedExCup Points List as of March 9, 2009.• The top-20 players from the final 2008 European Tour Order of Merit.• The top-10 players from the European Tour Order of Merit as of March 2, 2009.• The top-10 players from the European Tour Order of Merit as of March 9, 2009.• The top-three players from the final 2008 Japan Golf Tour Order of Merit.• The top-three players from the final 2008 Australasian Tour Order of Merit.• The top-three players from the final 2008 Sunshine Tour Order of Merit.• The top-three players from the final 2008 Asian Tour Order of Merit.		
TROPHY:	Gene Sarazen Cup		
TELEVISION:	Thursday, March 12	2-6 p.m. EDT	GOLF CHANNEL
	Friday, March 13	2-6 p.m. EDT	GOLF CHANNEL
	Saturday, March 14	2-6 p.m. EDT	NBC
	Sunday, March 15	3-7 p.m. EDT	NBC
WEB SITE:	worldgolfchampionships.com		
TICKETS:	Tickets may be purchased by visiting worldgolfchampionships.com or calling 1-866-494-2849.		
CHARITABLE PROCEEDS:	Proceeds will benefit The First Tee and the South Florida Golf Foundation.		
ABOUT CA:	CA (NYSE: CA), one of the world's leading independent IT management software company. With CA's Enterprise IT Management (EITM) vision and expertise, organizations can more effectively govern, manage and secure IT to optimize business performance and sustain competitive advantage. For more information, visit ca.com.		

Media Facts (cont.)

UMBRELLA SPONSORS:	CA, Bridgestone, Accenture
EVENT SPONSORS:	Rolex, Kohler
PREFERRED SUPPLIERS:	Baptist Health South Florida, Waterford Wedgewood
CHAMPIONSHIP OFFICE:	World Golf Championships-CA Championship 4400 NW 87th Avenue, Lodge 8 Doral, FL 33178 Phone: 305-513-4653 Fax: 305-513-4652 Eddie Carbone, Executive Director E-mail: ecarbone@pgatourhq.com
MEDIA CONTACTS:	Laura Hill, Senior Director of Communications, PGA TOUR Phone: 904-273-7655 E-mail: laurahill@pgatourhq.com Chris Reimer, Manager, Communications Phone: 904-273-3286 E-mail: chrisreimer@pgatourhq.com Denise Taylor, Manager, Media Relations, PGA TOUR Phone: 904-273-3311 E-mail: deniset@pgatourhq.com

Tournament Officials

Championship Staff

Eddie Carbone	Executive Director
Emma Piper	Tournament Services Manager
Sue Lopez	Sales Manager
Mike Singer	Operations Intern
Stephanie Diaz	Tournament Services Intern
Patrick Lindsey	Operations Manager
Adam Enright	Sales Marketing Intern
Andrew Gall	Sales Marketing Intern
John Helfand	Sales Marketing Intern
Thomas McGrath	Sales Marketing Intern
Mark Raiken	Sales Marketing Intern
Laura Reyes	Sales Marketing Intern
Johanna Soderstrom	Sales Marketing Intern

Federation Event Management Staff

David Pillsbury	Executive Vice President Championship Management and President, Golf Course Properties
Jack Warfield	Vice President, Championship Management
Peter Kent	Vice President, Tournament and Club Retail, Merchandising and Tournament Retail
Patty Cianfrocca	Director, Championship Management, Tournament Services
Matt Kamienski	Director, Championship Management Tournament Operations and Sponsorship
Cheryl Caruk	Tournament Merchandise Supervisor, Merchandising and Tournament Retail
Sue Cramer	Senior Manager Merchandise and Buying, Merchandising and Tournament Retail
Laura Nadai	Manager, Sponsorships and Sales
Jane Steeden	Manager, Accounts Receivable Specialist
Jill Toomey	Manager, Tournament Services, Championship Management
Karen Davidson	Manager, Tournament Services, Championship Management
Meghan Costello	Manager, Tournament Services, Championship Management
Chad Kane	Manager, Operations, Championship Management Specialist

Rules Officials

Sluggie White	PGA TOUR, Tournament Director
Frank Kavanaugh	PGA TOUR
Andy McFee	European Tour
Steve Rintoul	PGA TOUR
Mike Shea	PGA TOUR
Tony Wallin	PGA TOUR

Scoring

Johnny Andrews	PGA TOUR
Montana Thompson	PGA TOUR

Communications Staff

Laura Hill	Senior Director, Communications, PGA TOUR
Joel Schuchmann	Senior Manager, Communications, PGA TOUR
Denise Taylor	Manager, Media Relations, PGA TOUR
Chris Reimer	Communications Manager, PGA TOUR
Andrea Adame	Media Relations Assistant, PGA TOUR

FedExCup Points Breakdown

Position	Points	Position	Points	Position	Points	Position	Points
1	550	19	52	37	34	55	16
2	315	20	51	38	33	56	15
3	200	21	50	39	32	57	14
4	140	22	49	40	31	58	13
5	115	23	48	41	30	59	12
6	105	24	47	42	29	60	11
7	95	25	46	43	28	61	10
8	89	26	45	44	27	62	9
9	83	27	44	45	26	63	8
10	78	28	43	46	25	64	7
11	73	29	42	47	24	65	6
12	69	30	41	48	23	66	5
13	65	31	40	49	22	67	4
14	62	32	39	50	21	68	3
15	59	33	38	51	20	69	2
16	57	34	37	52	19	70	1
17	55	35	36	53	18		
18	53	36	35	54	17		

Ties: Points will be distributed to those in tying positions using the same method currently used to distribute purses when there is a tie — the total points for each tying position will be averaged and that average will be distributed to each player in the tying position.

CA Corporate Profile

As a sponsor of the World Golf Championships, CA is proud to be paired with the International Federation of PGA TOURS to bring one of golf's premier international events to Miami. We are honored to be part of the storied tradition of golf at the legendary Blue Monster Course at the Doral Golf Resort and Spa and, for the third consecutive year are focused on strengthening our partnership with the South Florida Golf Foundation and other local organizations.

CA, the world's leading independent information technology (IT) management software company helps the majority of the Forbes Global 2000, as well as government organizations and thousands of companies in diverse industries worldwide to solve their complex IT management issues. Our products, solutions and expertise enable organizations to more effectively govern, manage and secure IT to optimize business performance and sustain competitive advantage.

Did you know you interact with CA software every day? CA software:

- Simplifies IT management for a coffee manufacturer so it can keep the coffee flowing to over 130 countries
- Helps a global leader in express and logistics deliver more than 1 billion packages a year
- Protects a major motion picture company by ensuring secure access to only authorized users
- Enables 22 million split-second securities trades a day for three of the world's leading investment firms
- Securely manages 200,000-plus digital identities for a global financial services company
- CA and its more than 13,000 employees worldwide hope you will enjoy the CA Championship and look forward to seeing you on the fairways March 9-15, 2009. For additional information, visit ca.com.



History of the CA Championship

Shingo Katayama
Japan



Recap of 2008 CA Championship

By Helen Ross

PGATOUR.COM Chief of Correspondents

DORAL, FL—Geoff Ogilvy didn't think nine pars would do it. Not on your life.

With five of the top 10 players in the world chasing him as the final round of the World Golf Championships-CA Championship finally came to a conclusion, the talented Aussie wouldn't have given you a dollar for his chances if he parred in Monday.

That's exactly what happened, though, and as a result, Ogilvy claimed both the Gene Sarazen Trophy and a check for \$1.35 million. The victory made him just the third player to win more than one World Golf Championships title, although he and Darren Clarke have a ways to go to catch Tiger Woods' total of 15.

Ogilvy shot 17-under to finish one stroke ahead of two-time U.S. Open champion Retief Goosen, three-time major champion Vijay Singh and 2003 U.S. Open winner, Jim Furyk. He also ended Woods' PGA TOUR win streak at five, as well as Tiger's Doral streak of four.

"Holding off the group is pretty nice," said Ogilvy, who started Monday's play on the 10th hole and holding a two-shot lead. "There was a fair bit of some talent on the top 10 of the leaderboard. It's pretty nice to come in in front of them (and) ending the streak.

"It was going to end at some point. I'm very glad that I did it. It's a nice place to do it, too, because (Woods has) obviously owned this place for the last few years."

Usually a player can point to a birdie, or, if he's even luckier, an eagle, that was pivotal in the victory. But Ogilvy, who carded just one bogey in 72 holes on this long, wet and weary week that was extended an extra day due to bad weather, probably saved the day, literally, with a clutch par at the 13th hole.

The Aussie hit his 2-iron on the 245-yard par 3 into the rough on the left side of the green. He had to move several cables, so there was no grass directly behind his ball. Ogilvy swung hard but chunked the chip and didn't even reach the green.

"It's a weird kind of a lie," Ogilvy said. "It would be easier if it was just grass everywhere because you know you have to swing hard at it. This one looked like I could hit the ball first or not. I obviously didn't read the lie very well the first chip, and then the second chip was traveling. I guess that's why you want to hit it straight."

Ogilvy's second chip came out hot, but hit the flag and bounced in the hole for the unlikely par on what he otherwise called a "horrible" hole. He estimated that the ball would have gone 15 feet by if it hadn't found the hole.

"It was probably not that lucky to hit the flag, but it was very lucky to go in," Ogilvy said. "You quite often see guys hit chips like that that slam into the pin and stop a foot away or something. That's quite a common occurrence, but for it to go in is pretty fortunate."

Singh, who was playing with Ogilvy, also missed the green to the left. He said he had the "simplest chip," but the smooth-swinging Fijian didn't get it close, and he missed the 10-footer for par to fall two behind the leader. Still, he wasn't too disappointed.

"It's a good warm-up, or, you can say, a confidence builder towards the big events to come," Singh said. "I'm pretty happy with my results, considering I shot 73 on the first day. Geoff played well. I have to give him credit. He hit a lot of great shots and putted nicely."

Ogilvy said he didn't allow himself to think that clutch par signaled that this could be his week. He did admit to having a bit of a flashback there to the chip he holed on the 17th hole at Winged Foot when he won the U.S. Open, though.

"Whenever you watch people win golf tournaments, you often see something like that happen to the guy who wins somewhere along the way," Ogilvy said. "It happens quite regularly, and so you can't help but think, well, last time I won a big golf tournament I did that on the 17th hole.

"Maybe there's symmetry; I don't know. It was a flash. I didn't think about it for very long, but I'm sure it came into my head for a minute."

Ogilvy followed up the major title with seven top-10s last year, including three in a row starting at the PGA Championship and continuing into the first two events of the PGA TOUR Playoffs for the FedExCup. Then he and his wife, Juli, welcomed a second child to their family over the holidays.

After playing Mr. Mom for several weeks, Ogilvy started slowly this year. He missed his first three cuts and then lost in the first round of the World Golf Championships-Accenture Match Play Championship—a tournament he won in 2006 and in which he reached the finals again a year ago.

Once he came to Florida, though, Ogilvy's game steadily improved. He finished 10th at the PODS Championship and tied for 14th at the Arnold Palmer Invitational presented by MasterCard before leading wire-to-wire at Doral and picking up the fourth win of his career.

"I had a reasonable year (in 2007), but I wasn't that happy with it," Ogilvy said. "I sat down and set about having a better year this year and working on things that I didn't like. Not really rededicating, because it's not like I'm not dedicated, but finding a balance with the family and the golf.

"I really feel like I did that this off season, and feel like I'm playing pretty good."

And now he has the Gene Sarazen Trophy to prove it.



2008 Champion's Interview - Geoff Ogilvy

LAURA HILL: Geoff, congratulations, 2008 CA Championship winner, your second World Golf Championships title. It took a little bit of extra time, but you did it. Talk about what this title means to you.

GEOFF OGILVY: Yeah, this is pretty nice, obviously. These are some of the biggest tournaments in the world, these WGCs. They're the best fields we play in probably, outside of THE PLAYERS Championship and maybe a couple of the majors. They're incredible fields. Everybody is here. The leaderboard was obviously the leaderboard that you like to see. It's a pretty stellar-looking leaderboard over those last nine holes, so [it was] satisfying beating those players and pretty satisfying winning a big one. That was pretty nice.

Did you ever think you'd be able to win without making a birdie today?

GO: No. No. I thought 18- or 19- under or 20-under really, I mean, who knows. Vijay (Singh) was playing great, started off birdieing the first hole—our first hole this morning. Yeah, I thought—there were some tough holes. Thirteen and 18 are tough holes, and you can mess a few holes up there, but I did think I needed to make—I didn't think nine pars would do it.

Did you think that the par that you made on 13 might have been the one to—

GO: Yeah, that's the one that stands out. The rest of it was kind of boring, two-putting from 30 feet. But that one was anything but boring. That was a horrible shot, funny chip shot. I had to move cables, and the cables leave a dent, so there's no grass behind the ball, but an inch further back—you never practice—it's a weird kind of a lie. It would be easier if it was just grass everywhere because you know you have to swing hard at it. This one looked like I could hit the ball first or not. I obviously didn't read the lie very well the first chip, and then the second chip was traveling. I guess that's why you want to hit it straight.

When you say horrible shot, you meant the first chip?

GO: The first chip was horrible. The second one wasn't great. It came out a bit hot, but it was very lucky to go in. It was probably not that lucky to hit the flag, but it was very lucky to go in. You quite often see guys hit chips like that that slam into the pin and stop a foot away or something. That's quite a common occurrence, but for it to go in is pretty fortunate.



After you made the chip shot did you think, OK, well, something good is going on here and maybe this is my day?

GO: It's definitely a nice feeling. You can't let yourself go thinking it must be my week because I just holed a shot like that. But it definitely is a nice feeling. I got away with playing a horrible hole with a par. And Vijay, who was the competition that was right in front of me at the time, because I was playing with him and he was playing quite well, he had a putt from 10 or 12 feet for par and I had a chip shot for par and I made it and he missed, and all of a sudden we had a big flip around from what it could have been. It made me feel better about everything going to the 14th tee.

If you had to take a guess at how far past the hole that would have gone on 13 had it not hit—

GO: At least 15 feet probably. It was moving pretty good, I think.

What club did you hit at 13 for the tee shot?

GO: 2-iron.

And what happened? Did you just kind of—

GO: Well, it was quite a hard wind right to left. All three of us missed the green to the left. You can't feel the wind on the tee there because you've got the big buildings and the trees, but you know it's there, and it's really hard to hang a ball out to the right when you can't feel wind. It's one of those awkward ones. We all three hit bad shots. Two of the par-3s aren't easy to hit.

Could you speak to the notion of holding off that varsity group behind you and ending Tiger's streak?

GO: Holding off the group is pretty nice. There was a fair bit of some talent on the top 10 of the leaderboard. It's pretty nice to come in in front of them, ending the streak. It was going to end at some point. I'm very glad that I did it. It's a nice place to do it, too, because he's obviously owned this place for the last few years. He just had one of those weeks that—I can't speak to how he played in the last round, but the third round he hit the ball better than I did, he just made nothing. At some point they stopped going in, and I guess they stopped going in for him this week. Yeah, it's nice.

When that chip shot went in, did you flash at all to the one at Winged Foot on the second-to-last hole?

GO: Not instantly, but I thought about it before I hit my tee shot on 14. I thought about it, I'm sure. Well, when you think about—whenever you watch people win golf tournaments, you often see something like that happen to the guy who wins somewhere along the way. It happens quite regularly, and so you can't help but think, well, last time I won a big golf tournament I did that on the 17th hole. Maybe there's symmetry; I don't know. It was a flash. I didn't think about it for very long, but I'm sure it came into my head for a minute.

2008 Champion's Interview - Geoff Ogilvy (cont.)

Did you see Adam's (Scott) go in and spit back out, speaking of odd shots and providence, the shots he hit?

GO: The last hole I played, on 10? I didn't see it, but I heard some sort of weird commotion. But they had to come over and fix the hole because we're not allowed to fix the hole. I wondered how he hit it to where he hit it. I didn't know it was him, I knew it was one of the three, until now, but that's unlucky.

Take us through 18. You played that fairly aggressively. Was there a thought of maybe not using driver off the tee?

GO: To me, driver takes—today, anyway, takes all the trouble out because I can hit it over all the water and I can't get it to the bunkers. So today it's probably the easiest the tee shot can ever play for me, which is nice. I can carry most of the water except for way left, and I can't hit the bunkers, 315 to 320 (yards) to run through, so it was quite nice. If there's no wind it's quite an awkward tee shot, and I would have thought about it. If I can get it over the water I've always preferred to smash it hard and hope for the best because it's a wider fairway the further I hit it.

Second shot?

GO: Second shot I hit it exactly where I wanted to hit it. I would have preferred it just a little bit further up the green, but all morning I felt awkward. I had three or four yardages that I didn't like, which were right between clubs, which is exactly what happens in the last three or four holes of golf tournaments; you're never quite comfortable with your distance. But 18, I was pretty happy with the number that I heard, with the way the conditions were. I could have hit 8-iron and not hit it over the back. I could aim it quite right of the pin, and it was going to be safe. I was just happy with the club, and it went right where I wanted.

I know you had your hands full that last nine, but of the posse chasing you, at any point did you look up and notice Tiger making a little bit of a move and was in position in case you had any kind of a mishap?

GO: I noticed he had made a couple birdies. I wasn't studying the leaderboards, but you've got to have a look, more out of spectator interest, to see what these guys are doing. We were actually quite a long way behind. We were a hole—over a hole behind probably in that stretch of 14, 15, 16. I don't know why. I got a ruling on 13 and maybe we just dropped a little bit. I couldn't hear anything, so I didn't know what was going on. Yeah, it's interesting to see what they're all doing. It's fun to watch and see what he does because he always finishes quite strong.

You slept on the lead four nights this week. Just talk about the week and just kind of resiliency you showed, a long week, lots of good players chasing you, just how much it means to do it the way you did it this week?

GO: Leading all week is nice. I've never even approached that. I mean, I was probably leading after four holes. I was about 3-under after four holes or five holes on Thursday, so from four or five holes in I knew I was playing well and I knew I was right there. And I probably played the best—my standard of play, the way my game has felt, best on Thursday and the worst today probably. You know what I mean? I played so good on Thursday it was silly. I could have—I missed three or four putts or I could have made a really good number in the wind. I really felt good about my game Thursday. Friday was pretty good, Saturday was OK. And by this morning I felt like I was hanging on a little bit. But maybe that's just what it feels like sometimes on the last nine holes of a golf tournament. I played well all week, and it's nice to wake up every morning with the lead and then go to bed every night with the lead still there. It's nice.

You've talked about course setup and stuff, articulated some thoughts on that over the years. You're the third straight guy to win here hitting less than half the fairways. You made one bogey this week. I don't know what that means. Is that a good thing or a bad thing? Good for you, but I think you know what I mean there.

GO: There are a lot of holes, I mean, the fairways-hit stat can be a little bit—like 16, you go for a green, that's a fairway you're going to miss but it's the right play. That's four fairways that I missed that I would have maybe hit. I don't know, I mean, the fairway bunkers are very playable. If you hit it in a fairway bunker, especially after they pat them down, they're actually a nice place to be. There's no massive penalty being in a fairway bunker. The Bermuda rough, when you're in the thick bit, it's horrible. But when you're in a not-so-thick bit you can advance to the green and at least give yourself a chance for up-and-downs or pars. The greens weren't firm enough or they weren't fast enough this week, especially after round two. They really get fiery if you start getting flyers over the greens out of the rough, but actually to hit it out of the rough and stop it on greens and stuff, it's just one of those things. I don't think it's a bad thing that you can miss fairways and make birdies. You should obviously have to think about where you should hit your tee shot, miss them in the right spots, get penalized for missing fairways on the wrong sides. But out here if you miss the fairways on the correct sides you've got a chance. I don't know, I mean, maybe I just had one of those weeks where I just always had good lies and always had a chance.

I was wondering the last time you went through 72 holes with only one bogey?

GO: I don't know if I have. I can't remember doing it. So no, I can't remember doing it ever.

2008 Champion's Interview - Geoff Ogilvy (cont.)

And even with that kind of run going, because of the way your driving wasn't quite on, did you ever feel comfortable with the fact that you were getting away with pars?

GO: I never really felt like I was getting away with them. There's a certain—there's five or six holes out here that are really hard and really key holes. Three, 4, 13, 18, holes that you really have to hit proper golf shots on. You can't miss the fairways. You've got to hit real golf shots. Every single time I played one of the really, really tough holes, I hit proper golf shots. I hit the 18th green four times in a row. Well, I was on the fringe, I think, maybe Friday. Actually I missed the 18th fairway on the second round, but it was in play, it was not a bad spot. Today I got a lucky chip, and I played 13 quite well. I hit the key holes well, and then the other holes, like the first hole you can miss the fairway, get away with it. Sometimes you get a shot at the green. The second hole, it's a smash driver up, and sometimes the rough isn't that bad. The holes there were important to hit good shots off the tee, I did most of the time, and maybe when I was slashing away at a few of the drivers—some of these holes you just want to get as close to the green as you can, get as far up you can. Maybe sometimes you bounce it through a fairway and get into the rough, but really it's not that bad a spot.

When Tiger is on one of these runs like he was on, for other great players like you, you have your pride and your own dreams and goals. Can it be a bit oppressive?

GO: Oppressive? It's not oppressive really that he wins all the time, because it's not like if he wasn't winning them, I would definitely be winning them. It's frustrating that everyone in the world basically says no one else is trying, including half the people in this room. "You guys aren't trying, you guys aren't good enough, this guy is just making you look silly." That's frustrating because we are trying. He's just good. He's very good at winning a golf tournament. There are a lot of good players, so he's very good at closing the deal. Since day one he hasn't lost many tournaments when he's gone out on Sunday in the last group. He's such a special player that it doesn't frustrate—when he gets on a streak you know it's going to end and I know I'm going to win more golf tournaments, and I can handle that. It's the chit-chat about, is he going to win every golf tournament this year. That's frustrating stuff to hear. But the fact he's winning, it's quite fun to watch him win sometimes. It's fun to watch other people win. It's fun to watch the streak, and it's fun to watch the fans get so excited about stuff. The frustrating thing is that people think that we're not trying and we're flying the white flag. I don't think that's true in any case, really.



2008 Champion's Interview - Geoff Ogilvy (cont.)

It's been a while since you won. Could you talk a little bit about what that was like, and now the feeling of having won again, looking forward?

GO: It has been a while. Last year was a frustrating year because I got up thereabouts quite a few times and never really got it done obviously. It's been a frustrating time since the U.S. Open. I mean, I've played okay. I've had periods of good play and bad play. I've had two babies since then. Well, my wife has had two babies since then. I contributed somewhere along the line. So that's been an adjustment, and just trying to work out how to balance golf and family and home time and travel and how to get all that worked out, whether that contributes to not winning golf tournaments, I don't know. Priorities off the golf course change a little bit. It's nice to—sitting down this off-season—finishing last year, I had a reasonable year but I wasn't that happy with it. I sat down and set about having a better year this year and working on things that I didn't like, not really rededicating, because it's not like I'm not dedicated, but finding a balance with the family and the golf and getting it all worked out, because you know you can get it worked out, and I really feel like I did that this off-season, had a really good off-season and feel like I'm playing pretty good, yeah.

Speaking of family, have you had any contact with your parents this week?

GO: Early in the week.

I was just wondering, were they going to stay up until 2 a.m. to watch the finish today? Was it on live?

GO: My dad probably was in bed. My mom would have been in front of the computer. If it was on TV she would have been watching. If it wasn't she would have been watching the screen on the computer. She doesn't sleep much when I play.

LH: Geoff, congratulations. Thanks so much for your time.



65-67-68-71—271 -17 \$1,440,000

Geoff Ogilvy's 2008 CA Championship Scorecard

Hole	1	2	3	4	5	6	7	8	9	Out	10	11	12	13	14	15	16	17	18	In	Total
Par	5	4	4	3	4	4	4	5	3	36	5	4	5	3	4	3	4	4	4	36	72
Round #1	4	4	3	3	3	4	3	4	3	31	5	4	4	3	4	3	4	4	3	34	65
Round #2	4	4	3	3	3	4	4	5	3	33	4	4	5	3	4	2	4	4	4	34	67
Round #3	5	4	4	3	4	4	3	5	2	34	5	4	5	3	3	3	3	4	4	34	68
Round #4	4	4	4	3	4	3	5	5	3	35	5	4	5	3	4	3	4	4	4	36	71

271 (-17)

2008 CA Championship

Doral Golf Resort & Spa (Blue Course); Doral, FL
March 21-24, 2008

Purse: \$8,000,000

Par/Yards: 36-36—72/7,266

LEADERS	First Round	Second Round	Third Round
	Geoff Ogilvy..... 65 (-7)	Geoff Ogilvy..... 132 (-12)	Geoff Ogilvy..... 200 (-16)
	Miguel Angel Jimenez 65 (-7)	Tiger Woods 133 (-11)	Vijay Singh..... 204 (-12)
	Stewart Cink..... 66 (-6)	Adam Scott..... 135 (-9)	Graeme Storm 204 (-12)
	Phil Mickelson 67 (-5)	Robert Karlsson 138 (-6)	Retief Goosen..... 204 (-12)
	Adam Scott..... 67 (-5)	Jeev Milkha Singh 138 (-6)	Jim Furyk..... 204 (-12)
	Anders Hansen 67 (-5)	Anders Hansen 138 (-6)	Adam Scott..... 204 (-12)
	Tiger Woods 67 (-5)		Tiger Woods 205 (-11)
	Nick O'Hern..... 67 (-5)		Anders Hansen 205 (-11)

CUT: There was no cut. 77 of the 78 professionals completed 72 holes.



WEATHER: Thursday: Mostly cloudy. High of 83. Friday: Partly cloudy and breezy. High of 78. Winds E 10-20 mph. Saturday: Mostly cloudy early with heavy afternoon thunderstorms. Play was suspended for the day at 1:15 p.m. with 61 players yet to complete their round. High of 83. Sunday: Third round resumed at 9 a.m., with the final round beginning at 11:45 a.m. Play suspended due to a dangerous situation at 2:21 p.m. and then resumed at 5:10 p.m. Play suspended at 7:20 p.m. High of 82. Monday: Final round resumed at 8:30 a.m. and ended at 10:41 a.m.

Winner: Geoff Ogilvy 65-67-68-71 271 \$1,350,000

Player	Finish	Scores	Total	Money	Player	Finish	Scores	Total	Money
Jim Furyk	T2	69-71-64-68	272	\$530,000.00	J.B. Holmes	T40	69-72-75-68	284	\$52,500.00
Retief Goosen	T2	71-69-64-68	272	530,000.00	Trevor Immelman	T40	70-74-70-70	284	52,500.00
Vijay Singh	T2	73-68-63-68	272	530,000.00	Brendan Jones	T40	76-75-66-67	284	52,500.00
Tiger Woods	5	67-66-72-68	273	285,000.00	Scott Verplank	T40	71-70-74-69	284	52,500.00
Steve Stricker	T6	71-68-73-63	275	198,333.34	Woody Austin	T44	70-70-74-71	285	48,875.00
Nick O'Hern	T6	67-75-67-66	275	198,333.33	Niclas Fasth	T44	72-69-70-74	285	48,875.00
Graeme Storm	T6	71-70-63-71	275	198,333.33	Hunter Mahan	T44	72-72-71-70	285	48,875.00
Zach Johnson	T9	69-72-67-68	276	147,500.00	Richard Sterne	T44	71-77-67-70	285	48,875.00
Adam Scott	T9	67-68-69-72	276	147,500.00	Graeme McDowell	T48	72-71-70-73	286	47,000.00
Soren Kjeldsen	11	69-71-71-66	277	125,000.00	Andrew McLardy	T48	74-74-70-68	286	47,000.00
K.J. Choi	T12	70-70-67-71	278	106,166.67	Brandt Snedeker	T48	74-70-72-70	286	47,000.00
Anders Hansen	T12	67-71-67-73	278	106,166.67	Paul Casey	T51	72-75-67-73	287	44,750.00
Tim Clark	T12	71-69-66-72	278	106,166.66	S.S.P. Chowrasia	T51	74-73-68-72	287	44,750.00
Stephen Ames	T15	73-68-68-70	279	86,700.00	Nick Dougherty	T51	70-73-71-73	287	44,750.00
Aaron Baddeley	T15	69-74-70-66	279	86,700.00	Richard Green	T51	74-72-71-70	287	44,750.00
Sergio Garcia	T15	69-73-69-68	279	86,700.00	Charles Howell III	T51	69-76-72-70	287	44,750.00
Gregory Havret	T15	68-74-68-69	279	86,700.00	Arron Oberholser	T51	72-70-72-73	287	44,750.00
Justin Rose	T15	70-71-70-68	279	86,700.00	Martin Kaymer	T57	68-74-73-73	288	42,250.00
Robert Allenby	T20	69-75-66-70	280	75,000.00	Ian Poulter	T57	71-72-72-73	288	42,250.00
Stewart Cink	T20	66-74-71-69	280	75,000.00	Henrik Stenson	T57	72-72-76-68	288	42,250.00
Luke Donald	T20	68-72-70-70	280	75,000.00	D.J. Trahan	T57	74-73-75-66	288	42,250.00
Phil Mickelson	T20	67-74-70-69	280	75,000.00	Peter Hanson	T61	71-74-73-73	291	40,250.00
John Rollins	T20	74-71-67-68	280	75,000.00	Chapchai Nirat	T61	70-70-74-77	291	40,250.00
Mike Weir	T20	73-69-67-71	280	75,000.00	Paul Sheehan	T61	72-73-72-74	291	40,250.00
Miguel A. Jimenez	T26	65-74-71-71	281	66,500.00	Brett Wetterich	T61	70-74-76-71	291	40,250.00
Jeev M. Singh	T26	68-70-70-73	281	66,500.00	Jonathan Byrd	T65	74-74-72-72	292	38,500.00
Toru Taniguchi	T26	68-73-72-68	281	66,500.00	Anton Haig	T65	72-80-73-67	292	38,500.00
Camilo Villegas	T26	71-72-68-70	281	66,500.00	Colin Montgomerie	T65	75-74-70-73	292	38,500.00
Mark Calcavecchia	T30	68-71-71-72	282	62,500.00	Louis Oosthuizen	T68	74-72-70-77	293	37,625.00
Robert Karlsson	T30	68-70-70-74	282	62,500.00	Liang Wen-chong	T68	74-74-71-74	293	37,625.00
Andres Romero	T30	68-72-73-69	282	62,500.00	Soren Hansen	T70	77-77-68-72	294	37,000.00
Boo Weekley	T30	72-73-69-68	282	62,500.00	James Kingston	T70	74-75-68-77	294	37,000.00
Stuart Appleby	T34	73-71-68-71	283	57,500.00	Rory Sabbatini	T70	72-74-69-79	294	37,000.00
Daniel Chopra	T34	72-70-69-72	283	57,500.00	Shingo Katayama	T73	75-76-72-72	295	36,375.00
Ross Fisher	T34	68-73-70-72	283	57,500.00	Craig Parry	T73	73-75-72-75	295	36,375.00
Ryuji Imada	T34	68-73-73-69	283	57,500.00	Ernie Els	75	74-75-73-74	296	36,000.00
Justin Leonard	T34	69-74-70-70	283	57,500.00	Mark Brown	76	73-74-76-74	297	35,750.00
Lee Westwood	T34	71-72-72-68	283	57,500.00	Heath Slocum	77	74-72-78-74	298	35,500.00

2007 CA Championship

Doral Golf Resort & Spa (Blue Course); Doral, FL
March 22-25, 2007

Purse: \$8,000,000

Par/Yards: 36-36—72/7,266

LEADERS	First Round	Second Round	Third Round
	Henrik Stenson 67 (-5)	Tiger Woods..... 137 (-7)	Tiger Woods..... 205 (-11)
	Robert Allenby 67 (-5)	Rod Pampling 139 (-5)	Brett Wetterich 209 (-7)
	Thomas Bjorn 68 (-4)	Aaron Baddeley 140 (-4)	Nick O'Hern 210 (-6)
	Aaron Baddeley 69 (-3)	Thomas Bjorn 140 (-4)	
	Charles Howell III 69 (-3)	Ernie Els 140 (-4)	
	Jose Maria Olazabal 69 (-3)	Charles Howell III 140 (-4)	
	Tiger Woods..... 71 (T10)	Trevor Immelman 140 (-4)	
		Zach Johnson 140 (-4)	
		Henrik Stenson 140 (-4)	

CUT: There was no cut. 70 of the 72 professionals completed 72 holes.



WEATHER: Cloudy and breezy Thursday, with a high of 76. Showers throughout the day with a total of .9 inches of rain. Wind 20-25 mph, with gusts up to 30 mph. Partly cloudy and breezy Friday, with an afternoon high in the lower 80s. Winds out of the E-NE at 15-25 mph. A few showers in late afternoon. Sunny and breezy Saturday, with an afternoon high in the low 80s. Winds out of the E-NE at 15-25 mph. A few showers throughout the day. Partly cloudy Sunday, with winds E-NE 15-25 mph and a high of 81.

Winner: Tiger Woods 71-66-68-73 278 \$1,350,000

Brett Wetterich 2	72-70-67-71	280	\$800,000.00	Jim Furyk T35	70-73-72-78	293	\$56,500.00
Robert Allenby T3	67-74-74-67	282	378,333.34	Trevor Immelman T35	72-68-74-79	293	56,500.00
Sergio Garcia T3	71-70-71-70	282	378,333.33	Jose Maria Olazabal T35	69-80-72-72	293	56,500.00
Geoff Ogilvy T3	72-69-71-70	282	378,333.33	Carl Pettersson T35	72-72-74-75	293	56,500.00
Aaron Baddeley T6	69-71-71-72	283	212,500.00	Rory Sabbatini T35	71-75-73-74	293	56,500.00
Niclas Fasth T6	72-70-70-71	283	212,500.00	Charl Schwartzel T35	75-74-70-74	293	56,500.00
Nick O'Hern T6	72-72-66-73	283	212,500.00	Steve Stricker T35	74-69-73-77	293	56,500.00
Paul Casey T9	76-70-66-72	284	157,500.00	Paul Broadhurst T45	73-71-73-77	294	49,000.00
Zach Johnson T9	72-68-73-71	284	157,500.00	Stewart Cink T45	74-68-73-79	294	49,000.00
Thomas Bjorn T11	68-72-71-74	285	111,000.00	Johan Edfors T45	74-73-74-73	294	49,000.00
Ernie Els T11	70-70-71-74	285	111,000.00	Arron Oberholser T45	74-76-71-73	294	49,000.00
Robert Karlsson T11	74-74-68-69	285	111,000.00	David Toms T45	72-72-76-74	294	49,000.00
Tom Pernice, Jr. T11	71-70-70-74	285	111,000.00	John Bickerton T50	77-72-74-72	295	45,000.00
Vijay Singh T11	74-68-69-74	285	111,000.00	Paul Goydos T50	74-75-70-76	295	45,000.00
Ian Poulter T16	73-68-75-70	286	87,333.34	Louis Oosthuizen T50	74-75-77-69	295	45,000.00
Charles Howell III T16	69-71-71-75	286	87,333.33	Brett Quigley T50	73-72-73-77	295	45,000.00
Dean Wilson T16	73-75-66-72	286	87,333.33	Mike Weir T50	73-75-73-74	295	45,000.00
Angel Cabrera T19	72-70-75-70	287	80,000.00	J.J. Henry T55	73-74-78-71	296	43,000.00
K.J. Choi T19	71-73-71-72	287	80,000.00	David Howell T55	74-73-73-76	296	43,000.00
Padraig Harrington T19	73-70-73-71	287	80,000.00	Colin Montgomerie T55	76-72-73-75	296	43,000.00
Henrik Stenson T19	67-73-72-75	287	80,000.00	Ben Curtis T58	76-75-69-77	297	41,500.00
Thongchai Jaidee T23	72-74-70-72	288	74,000.00	Retief Goosen T58	77-70-78-72	297	41,500.00
Phil Mickelson T23	77-72-70-69	288	74,000.00	Nathan Green T58	72-71-76-78	297	41,500.00
Mark Wilson 25	74-72-72-71	289	71,000.00	Charley Hoffman T61	75-75-77-72	299	40,250.00
Luke Donald T26	74-70-75-71	290	69,500.00	Adam Scott T61	76-71-72-80	299	40,250.00
Lucas Glover T26	73-73-72-72	290	69,500.00	Tim Clark T63	76-78-71-75	300	39,250.00
Stephen Ames T28	74-70-74-73	291	66,500.00	Hennie Otto T63	74-73-74-79	300	39,250.00
Rod Pampling T28	70-69-74-78	291	66,500.00	Joe Durant T65	73-73-77-78	301	38,000.00
John Rollins T28	73-70-70-78	291	66,500.00	Anthony Wall T65	80-73-75-73	301	38,000.00
Jeev M. Singh T28	74-70-70-77	291	66,500.00	Yong-Eun Yang T65	76-77-73-75	301	38,000.00
Mark Calcavecchia T32	74-71-70-77	292	63,000.00	Prom Meesawat T68	74-71-82-77	304	36,750.00
Chris DiMarco T32	76-72-69-75	292	63,000.00	Kevin Stadler T68	73-71-78-82	304	36,750.00
Anton Haig T32	75-69-74-74	292	63,000.00	Hideto Tanihara 70	80-75-73-77	305	36,000.00
Stuart Appleby T35	79-72-71-71	293	56,500.00	Michael Campbell 71	77-76-78-75	306	35,750.00
Bart Bryant T35	71-73-75-74	293	56,500.00	Shingo Katayama 72	81-78-74-75	308	35,500.00
Chad Campbell T35	75-74-72-72	293	56,500.00				

2006 American Express Championship

The Grove, Hertfordshire, England
September 28-October 1, 2006

Purse: \$7,500,000

Par/Yards: 35-36—71/7,125

LEADERS	First Round	Second Round	Third Round
	Tiger Woods..... 63 (-8)	Tiger Woods..... 127 (-15)	Tiger Woods..... 194 (-19)
	Padraig Harrington 64 (-7)	Stewart Cink 132 (-10)	Adam Scott 200 (-13)
	Ian Poulter..... 64 (-7)	Jim Furyk..... 132 (-10)	Jim Furyk..... 201 (-12)
	Stewart Cink 65 (-6)	David Howell 132 (-10)	Brett Quigley..... 201 (-12)
	Ernie Els 65 (-6)	Padraig Harrington 133 (-9)	Stewart Cink..... 202 (-11)

CUT: There was no cut. 60 of the 62 professionals completed 72 holes.



WEATHER: Thursday: Cloudy all day with temperatures in the low 60s with very light winds. Friday: Cloudy and cooler with a high of 55. Winds S 12-18 mph with patches of rain in the late afternoon. Saturday: Cloudy and cool with a high of 56. Winds SW 10-15 mph. Sunday: Due to impending threatening weather, players were in threesomes off two tees (9-10:39 a.m.). High temperature was 62. Winds SW 10-15 mph. There were several heavy downpours and two delays due to dangerous situations. Play was suspended from 12:57-3:05 p.m. and 4:12-4:50 p.m. for a total delay of two hours, 46 minutes.

Winner: Tiger Woods 63-64-67-67 261 \$1,300,000.00

Tiger Woods 1	63-64-67-67	261	\$1,300,000.00	Angel Cabrera T26	71-70-67-73	281	\$66,666.66
Ian Poulter T2	64-71-68-66	269	610,000.00	Chad Campbell T32	67-70-73-72	282	61,000.00
Adam Scott T2	67-68-65-69	269	610,000.00	K.J. Choi T32	72-66-73-71	282	61,000.00
Jim Furyk 4	67-65-69-69	270	345,000.00	Sergio Garcia T32	69-73-71-69	282	61,000.00
Ernie Els 5	65-70-69-67	271	290,000.00	Louis Oosthuizen T32	71-70-72-69	282	61,000.00
Stuart Appleby T6	71-66-70-66	273	216,666.67	Lee Westwood T32	71-66-73-72	282	61,000.00
Brett Wetterich T6	70-66-69-68	273	216,666.67	J.J. Henry 37	70-70-70-73	283	58,000.00
Luke Donald T6	68-70-67-68	273	216,666.66	Simon Dyson T38	67-69-75-73	284	56,000.00
Trevor Immelman T9	68-68-68-70	274	150,000.00	Rod Pampling T38	70-69-72-73	284	56,000.00
Thongchai Jaidee T9	71-67-71-65	274	150,000.00	Scott Verplank T38	70-68-73-73	284	56,000.00
Brett Quigley T9	70-64-67-73	274	150,000.00	Thomas Bjorn T41	70-71-73-71	285	52,500.00
Arron Oberholser 12	69-72-66-68	275	120,000.00	Colin Montgomerie T41	72-67-69-77	285	52,500.00
Stewart Cink T13	65-67-70-74	276	98,375.00	Rory Sabbatini T41	73-67-73-72	285	52,500.00
Lucas Glover T13	69-68-68-71	276	98,375.00	Charl Schwartzel T41	73-69-70-73	285	52,500.00
David Howell T13	66-66-71-73	276	98,375.00	John Bickerton T45	72-73-75-67	287	49,000.00
Henrik Stenson T13	68-67-68-73	276	98,375.00	Retief Goosen T45	71-70-75-71	287	49,000.00
Padraig Harrington T17	64-69-71-73	277	85,000.00	Zach Johnson T45	70-71-73-73	287	49,000.00
Jose Maria Olazabal T17	70-67-71-69	277	85,000.00	Tim Herron T48	73-69-71-75	288	46,500.00
Carl Pettersson T17	69-70-67-71	277	85,000.00	Tom Pernice, Jr. T48	69-70-71-78	288	46,500.00
Jyoti Randhawa T17	66-71-71-69	277	85,000.00	Paul Broadhurst T50	74-72-70-73	289	44,000.00
Robert Karlsson 21	67-76-72-64	279	80,000.00	Tetsuji Hiratsuka T50	73-69-71-76	289	44,000.00
Michael Campbell T22	69-71-69-71	280	75,000.00	Anthony Wall T50	71-76-68-74	289	44,000.00
Chris DiMarco T22	69-70-70-71	280	75,000.00	David Toms 53	73-75-69-73	290	42,000.00
Johan Edfors T22	70-68-71-71	280	75,000.00	Sean O'Hair T54	70-75-71-75	291	40,500.00
Dean Wilson T22	71-70-70-69	280	75,000.00	Thaworn Wiratchant T54	71-71-75-74	291	40,500.00
Bart Bryant T26	70-74-67-70	281	66,666.67	Paul Casey T56	74-75-72-71	292	38,500.00
Tim Clark T26	68-70-73-70	281	66,666.67	Vijay Singh T56	73-75-72-72	292	38,500.00
Darren Clarke T26	68-71-72-70	281	66,666.67	Craig Parry 58	74-74-70-75	293	37,000.00
Nick O'Hern T26	67-69-75-70	281	66,666.67	Gregory Bourdy T59	74-77-71-75	297	35,500.00
Robert Allenby T26	69-73-69-70	281	66,666.67	Toru Taniguchi T59	73-73-76-75	297	35,500.00

2005 American Express Championship

Harding Park Golf Course, San Francisco, CA
October 6-9, 2005

Purse: \$7,500,000

Par/Yards: 35-35—70/7,086

LEADERS		First Round	Second Round	Third Round
	Colin Montgomerie.....	64 (-6)	Colin Montgomerie.....	133 (-7)
	Olin Browne.....	67 (-3)	John Daly.....	134 (-6)
	Mark Calcavecchia.....	67 (-3)	David Howell.....	134 (-6)
	Chad Campbell.....	67 (-3)	Angel Cabrera.....	135 (-5)
	John Daly.....	67 (-3)	Mark Calcavecchia.....	135 (-5)
	Fred Funk.....	67 (-3)	Fred Funk.....	135 (-5)
	Sergio Garcia.....	67 (-3)	Jim Furyk.....	135 (-5)
	David Howell.....	67 (-3)	Sean O'Hair.....	135 (-5)
	Rod Pampling.....	67 (-3)	Tiger Woods.....	135 (-5)
	Ian Poulter.....	67 (-3)		
	Vijay Singh.....	67 (-3)		
	Tiger Woods.....	67 (-3)		
				John Daly.....
				Colin Montgomerie.....
				Sergio Garcia.....
				Tiger Woods.....
				Henrik Stenson.....

CUT: There was no cut. 69 of the 71 professionals completed 72 holes.



WEATHER: Thursday: Sunny and unseasonably warm, with a high of 73. Cooling temperatures in the afternoon. Winds WNW at 10-15 mph. Friday: Patchy fog in the morning. Cloudy most of the day, with a high of 61. Winds WNW at 10-15 mph. Saturday: Mostly sunny and cool, with a high of 64. Winds WNW at 15 mph, with gusts up to 25 mph. Sunday: Mostly sunny, with temperatures reaching 68. Winds NW at 10-12 mph.

Winner: Tiger Woods 67-68-68-67 270 \$1,300,000.00
(Won playoff with a par-4 on second extra hole)

Tiger Woods.....	1	67-68-68-67	270	\$1,300,000.00	Sean O'Hair.....	T35	68-67-71-77	283	\$54,500.00
John Daly.....	2	67-67-67-69	270	750,000.00	Olin Browne.....	T37	67-74-73-70	284	51,500.00
Henrik Stenson.....	T3	70-67-67-68	272	353,666.67	Ben Crane.....	T37	70-68-76-70	284	51,500.00
Sergio Garcia.....	T3	67-69-67-69	272	353,666.66	Niclas Fasth.....	T37	70-70-73-71	284	51,500.00
Colin Montgomerie.....	T3	64-69-69-70	272	353,666.66	Peter Lonard.....	T37	73-71-69-71	284	51,500.00
David Howell.....	T6	67-67-74-67	275	187,500.00	Miguel A. Jimenez.....	T41	69-70-73-73	285	48,500.00
Graeme McDowell.....	T6	69-70-68-68	275	187,500.00	Rod Pampling.....	T41	67-71-76-71	285	48,500.00
Vijay Singh.....	T6	67-70-69-69	275	187,500.00	K.J. Choi.....	T43	70-71-72-73	286	46,000.00
David Toms.....	T6	68-68-70-69	275	187,500.00	Zach Johnson.....	T43	68-69-74-75	286	46,000.00
Stephen Ames.....	10	72-64-71-69	276	140,000.00	Simon Yates.....	T43	73-68-70-75	286	46,000.00
Stuart Appleby.....	T11	71-65-69-72	277	115,000.00	Michael Campbell.....	T46	71-68-72-76	287	43,250.00
Luke Donald.....	T11	70-71-68-68	277	115,000.00	Stewart Cink.....	T46	70-72-75-70	287	43,250.00
Davis Love III.....	T11	71-68-71-67	277	115,000.00	Kenneth Ferrie.....	T46	74-67-71-75	287	43,250.00
Shigeki Maruyama.....	T11	74-69-67-67	277	115,000.00	Justin Leonard.....	T46	75-72-71-69	287	43,250.00
Fred Couples.....	T15	74-69-66-69	278	87,333.34	Joe Ogilvie.....	50	71-74-68-75	288	42,000.00
Chad Campbell.....	T15	67-70-70-71	278	87,333.33	Nick Dougherty.....	T51	71-74-72-72	289	40,500.00
Jim Furyk.....	T15	68-67-71-72	278	87,333.33	Richard Green.....	T51	69-74-76-70	289	40,500.00
Angel Cabrera.....	T18	69-66-72-72	279	77,000.00	Jose Maria Olazabal.....	T51	72-72-76-69	289	40,500.00
Tim Clark.....	T18	69-69-72-69	279	77,000.00	Jyoti Randhawa.....	T51	70-70-74-75	289	40,500.00
Stephen Dodd.....	T18	70-68-70-71	279	77,000.00	Lee Westwood.....	T51	71-75-75-68	289	40,500.00
Bradley Dredge.....	T18	69-69-72-69	279	77,000.00	Bart Bryant.....	T56	71-76-71-72	290	38,500.00
Ian Poulter.....	T18	67-70-72-70	279	77,000.00	Mark Hensby.....	T56	72-74-71-73	290	38,500.00
Charl Schwartzel.....	T18	72-66-74-67	279	77,000.00	Nick O'Hern.....	T56	75-69-71-75	290	38,500.00
Mike Weir.....	T18	73-67-70-69	279	77,000.00	Gavin Coles.....	59	71-74-75-71	291	37,500.00
Mark Calcavecchia.....	T25	67-68-74-71	280	66,000.00	Thongchai Jaidee.....	60	73-72-73-74	292	37,000.00
Yasuharu Imano.....	T25	69-68-72-71	280	66,000.00	Tom Lehman.....	61	73-74-72-74	293	36,500.00
Brandt Jobe.....	T25	68-71-71-70	280	66,000.00	Scott Verplank.....	T62	72-69-76-77	294	35,750.00
Billy Mayfair.....	T25	69-67-73-71	280	66,000.00	Euan Walters.....	T62	74-72-75-73	294	35,750.00
Fred Funk.....	T29	67-68-75-71	281	60,000.00	Chris DiMarco.....	T64	71-75-73-76	295	34,750.00
Phil Mickelson.....	T29	71-69-73-68	281	60,000.00	S.K. Ho.....	T64	72-77-71-75	295	34,750.00
Adam Scott.....	T29	68-70-69-74	281	60,000.00	Ted Purdy.....	66	71-75-75-76	297	34,000.00
Jason Bohn.....	T32	70-68-70-74	282	57,000.00	Padraig Harrington.....	67	74-72-80-73	299	33,500.00
Kenny Perry.....	T32	76-69-69-68	282	57,000.00	Neil Cheetham.....	68	77-78-72-76	303	33,000.00
Vaughn Taylor.....	T32	71-72-66-73	282	57,000.00	Warren Abery.....	69	80-77-75-74	306	32,500.00
Paul McGinley.....	T35	73-65-72-73	283	54,500.00					

2004 American Express Championship

Mount Juliet Conrad; Thomastown, Co. Kilkenny, Ireland
September 30-October 3, 2004

Purse: \$6,000,000

Par/Yards: 36-36—72/7,256

LEADERS	First Round	Second Round	Third Round
	Todd Hamilton 66 (-6)	Ernie Els 133 (-11)	Ernie Els 201 (-15)
	Stuart Appleby 67 (-5)	Todd Hamilton 135 (-9)	Thomas Bjorn 203 (-13)
	Luke Donald 67 (-5)	Miguel Angel Jimenez 135 (-9)	Todd Hamilton 204 (-12)
	Steve Flesch 67 (-5)	Justin Leonard 136 (-8)	Padraig Harrington 204 (-12)
	Sergia Garcia 67 (-5)		David Howell 204 (-12)
	Miguel Angel Jimenez 67 (-5)		
	Adam Scott 67 (-5)		
	Ernie Els 69 (T13)		

CUT: There was no cut. All 68 professionals completed 72 holes.



WEATHER: Due to rain on Wednesday, players were allowed preferred lies all four rounds. Thursday, dry and cool with temperatures in the high 50s. Sunny spells with increased clouds in the late afternoon. Friday, high 50s, breezy and overcast with heavy rains in the morning and occasional showers the rest of the day. Winds gusts up to 25 mph. Occasional patches of sunshine. Saturday, cool and partly cloudy with temperatures reaching 60. Light shower in the early afternoon. On Sunday, players teed off Nos. 1 and 10 in threesomes due to impending threatening weather. Cool and cloudy with steady rain mid-morning. Temperatures in the low 50s.

Winner: Ernie Els 66-64-68-69 270 \$1,200,000.00

Ernie Els 1	69-64-68-69	270	\$1,200,000.00	Bob Tway T28	71-70-72-73	286	\$54,625.00
Thomas Bjorn 2	68-69-66-68	271	675,000.00	Stephen Ames T36	73-72-70-72	287	48,000.00
David Howell 3	69-69-66-71	275	450,000.00	Fred Couples T36	73-67-70-77	287	48,000.00
Darren Clarke T4	71-72-65-68	276	308,000.00	Chris DiMarco T36	69-75-70-73	287	48,000.00
Sergio Garcia T4	67-72-67-70	276	308,000.00	Jim Furyk T36	70-70-71-76	287	48,000.00
Retief Goosen T6	68-69-68-72	277	200,000.00	Adam Scott T36	67-74-73-73	287	48,000.00
Todd Hamilton T6	66-69-69-73	277	200,000.00	Thongchai Jaidee T41	71-75-71-71	288	44,500.00
Padraig Harrington T6	69-69-66-73	277	200,000.00	Davis Love III T41	74-69-69-76	288	44,500.00
Tiger Woods 9	68-70-70-70	278	155,000.00	Arjun Atwal T43	71-78-70-70	289	42,000.00
Zach Johnson 10	68-71-69-71	279	135,000.00	Scott Drummond T43	69-71-73-76	289	42,000.00
Luke Donald T11	67-71-71-71	280	112,500.00	Jay Haas T43	72-71-70-76	289	42,000.00
Mark Hensby T11	73-73-69-65	280	112,500.00	Graeme McDowell T43	73-70-75-71	289	42,000.00
Brad Faxon T13	70-68-72-71	281	90,000.00	Peter Senior T43	69-74-74-72	289	42,000.00
David Toms T13	70-74-68-69	281	90,000.00	Desvonde Botes T48	70-72-75-74	291	40,250.00
Lee Westwood T13	68-69-71-73	281	90,000.00	Joakim Haeggman T48	71-71-73-76	291	40,250.00
Stuart Appleby T16	67-74-70-72	283	79,000.00	Chad Campbell T50	70-79-71-72	292	39,000.00
Angel Cabrera T16	69-69-74-71	283	79,000.00	Andrew McLardy T50	73-73-70-76	292	39,000.00
Miguel A. Jimenez T16	67-68-75-73	283	79,000.00	Chris Riley T50	70-75-73-74	292	39,000.00
Jerry Kelly T16	69-73-69-72	283	79,000.00	S.K. Ho 53	71-76-72-74	293	38,000.00
Shigeaki Maruyama T16	70-70-73-70	283	79,000.00	Robert Allenby T54	68-74-75-77	294	37,000.00
Paul Casey T21	72-70-71-71	284	72,000.00	Tim Herron T54	73-75-72-74	294	37,000.00
Rory Sabbatini T21	71-70-70-73	284	72,000.00	Scott Verplank T54	71-82-72-69	294	37,000.00
Stewart Cink T23	71-73-67-74	285	65,000.00	K.J. Choi T57	71-76-75-73	295	35,750.00
Steve Flesch T23	67-70-74-74	285	65,000.00	Jean-Francois Remesy T57	72-71-75-77	295	35,750.00
Trevor Immelman T23	71-71-72-71	285	65,000.00	Darren Fichardt T59	76-71-74-75	296	34,250.00
Barry Lane T23	69-72-72-72	285	65,000.00	Charles Howell III T59	74-73-71-78	296	34,250.00
Peter Lonard T23	69-70-70-76	285	65,000.00	Fredrik Jacobson T59	74-76-72-74	296	34,250.00
Alex Cejka T28	70-74-69-73	286	54,625.00	Jonathan Kaye T59	70-73-73-80	296	34,250.00
Carlos Franco T28	69-72-75-70	286	54,625.00	Stephen Leaney 63	73-75-71-78	297	33,000.00
Richard Green T28	72-70-72-72	286	54,625.00	Yong Eun Yang 64	75-76-71-77	299	32,500.00
Justin Leonard T28	68-68-77-73	286	54,625.00	Andre Stolz 65	70-76-75-79	300	32,000.00
Thomas Levet T28	73-71-73-69	286	54,625.00	Michael Campbell 66	74-77-73-80	304	31,500.00
Paul McGinley T28	70-75-71-70	286	54,625.00	Shingo Katayama 67	79-76-76-75	306	31,000.00
Nick O'Hern T28	68-73-75-70	286	54,625.00	Lian-wei Zhang 68	75-77-76-79	307	30,500.00

2003 American Express Championship

Capital City Club, Woodstock, GA, Crabapple Course
October 2-5, 2003

Purse: \$6,000,000

Par/Yards: 35-35—70/7,189

LEADERS	First Round	Second Round	Third Round
	Sergio Garcia..... 65 (-5)	Tiger Woods..... 133 (-7)	Tiger Woods..... 202 (-8)
	Tim Herron..... 66 (-4)	K.J. Choi..... 138 (-2)	Vijay Singh..... 204 (-6)
	Rocco Mediate..... 66 (-4)	Sergio Garcia..... 138 (-2)	Tim Herron..... 205 (-5)
	K.J. Choi..... 67 (-3)	Tim Herron..... 138 (-2)	K.J. Choi..... 206 (-4)
	Tiger Woods..... 67 (-3)	Rocco Mediate..... 138 (-2)	
		Stuart Appleby..... 139 (-1)	

CUT: There was no cut. All 72 professionals completed 72 holes.



WEATHER: Mostly sunny and breezy on Thursday, with temperatures reaching 67 and NE winds 10-18 mph. Due to an expected frost delay on Friday, tee times were pushed back and players were grouped in threesomes off of one tee. Temperatures in the 40s on Friday but rose to a high of 70. Mostly sunny and windy at times. Partly cloudy and warm on Saturday, with temperatures in the mid 70s. A mix of sun and clouds on Sunday, with temperatures hitting 77.

Winner: Tiger Woods 67-66-69-72 274 \$1,050,000.00

Stuart Appleby..... T2	71-68-69-68	276	\$405,000.00	Darren Clarke..... T38	69-82-72-68	291	\$38,500.00
Tim Herron..... T2	66-72-67-71	276	405,000.00	Phil Mickelson..... T38	73-77-70-71	291	38,500.00
Vijay Singh..... T2	70-70-64-72	276	405,000.00	Alastair Forsyth..... T40	71-77-71-73	292	36,250.00
David Toms..... 5	73-72-67-65	277	235,000.00	Fred Funk..... T40	73-74-69-76	292	36,250.00
K.J. Choi..... T6	67-71-68-73	279	182,500.00	Davis Love III..... T40	74-77-70-71	292	36,250.00
Padraig Harrington..... T6	71-73-69-66	279	182,500.00	Adam Scott..... T40	70-73-75-74	292	36,250.00
Paul Casey..... T8	73-71-66-71	281	137,500.00	Trevor Immelman..... T44	70-77-71-75	293	34,250.00
Retief Goosen..... T8	73-69-67-72	281	137,500.00	Shaun Micheel..... T44	72-75-71-75	293	34,250.00
Fred Couples..... T10	71-73-70-68	282	111,250.00	Peter O'Malley..... T44	69-74-70-80	293	34,250.00
Ignacio Garrido..... T10	68-71-69-74	282	111,250.00	Ian Poulter..... T44	73-74-68-78	293	34,250.00
Alex Cejka..... T12	70-76-72-65	283	89,375.00	Arjun Atwal..... T48	76-72-72-74	294	32,500.00
Ernie Els..... T12	71-74-71-67	283	89,375.00	Hennie Otto..... T48	76-73-73-72	294	32,500.00
Jim Furyk..... T12	70-74-69-70	283	89,375.00	Nick Price..... T48	71-73-73-77	294	32,500.00
Sergio Garcia..... T12	65-73-70-75	283	89,375.00	Taichi Teshima..... T51	77-75-70-73	295	31,083.34
Niclas Fasth..... T16	68-76-70-70	284	71,000.00	Colin Montgomerie..... T51	74-75-70-76	295	31,083.33
Brad Faxon..... T16	75-71-66-72	284	71,000.00	Scott Verplank..... T51	75-75-68-77	295	31,083.33
Rocco Mediate..... T16	66-72-73-73	284	71,000.00	Jay Haas..... T54	74-72-75-75	296	30,000.00
Loren Roberts..... T16	69-75-70-70	284	71,000.00	Len Mattiace..... T54	70-74-74-78	296	30,000.00
Jonathan Kaye..... T20	73-69-73-70	285	65,000.00	Craig Parry..... T54	76-72-75-73	296	30,000.00
Robert Allenby..... T21	72-76-73-65	286	60,000.00	Phillip Price..... T54	70-79-72-75	296	30,000.00
Steve Flesch..... T21	71-75-72-68	286	60,000.00	Jyoti Randhawa..... T54	69-77-74-76	296	30,000.00
Charles Howell III..... T21	76-75-65-70	286	60,000.00	Rich Beem..... T59	76-75-73-73	297	28,625.00
Jerry Kelly..... T21	70-72-69-75	286	60,000.00	Chad Campbell..... T59	74-76-73-74	297	28,625.00
Bob Estes..... T25	77-74-68-68	287	53,000.00	Raphael Jacquelin..... T59	77-80-68-72	297	28,625.00
Toshi Izawa..... T25	70-74-72-71	287	53,000.00	Soren Kjeldsen..... T59	70-75-74-78	297	28,625.00
Eduardo Romero..... T25	72-74-68-73	287	53,000.00	J.L. Lewis..... T59	72-74-77-74	297	28,625.00
David Howell..... T28	74-75-71-68	288	46,071.43	Bob Tway..... T59	73-80-70-74	297	28,625.00
Fredrik Jacobson..... T28	75-74-70-69	288	46,071.43	Kirk Triplett..... 65	74-72-70-82	298	27,750.00
Kenny Perry..... T28	70-74-70-74	288	46,071.43	Ben Curtis..... T66	76-76-72-75	299	27,375.00
Chris Riley..... T28	74-73-70-71	288	46,071.43	Thongchai Jaidee..... T66	73-72-72-82	299	27,375.00
Justin Rose..... T28	75-69-74-70	288	46,071.43	Michael Campbell..... T68	82-76-75-67	300	26,875.00
Mike Weir..... T28	69-73-72-74	288	46,071.43	Mark B. Foster..... T68	76-77-73-74	300	26,875.00
Thomas Bjorn..... T28	74-73-67-74	288	46,071.42	Chris DiMarco..... T70	76-74-76-75	301	26,375.00
Brian Davis..... T35	71-77-68-73	289	41,500.00	Scott Hoch..... T70	75-79-75-72	301	26,375.00
Lee Westwood..... T35	72-71-71-75	289	41,500.00	Todd Hamilton..... 72	78-81-72-71	302	26,000.00
Peter Lonard..... 37	75-74-70-71	290	40,000.00				

2002 American Express Championship

Mount Juliet Estate; Thomastown, Co. Kilkenny, Ireland
September 19-22, 2002

Purse: \$5,500,000

Par/Yards: 36-36-72/7,246

LEADERS	First Round	Second Round	Third Round
	Tiger Woods..... 65 (-7)	Tiger Woods..... 130 (-14)	Tiger Woods..... 197 (-19)
	Steve Lowery..... 66 (-6)	Jerry Kelly..... 132 (-12)	Retief Goosen..... 202 (-14)
	David Toms..... 66 (-6)	Steve Lowery..... 133 (-11)	Jerry Kelly..... 202 (-14)
	Chris DiMarco..... 67 (-5)	David Toms..... 133 (-11)	Steve Lowery..... 202 (-14)
	Gary Evans..... 67 (-5)	Retief Goosen..... 134 (-10)	Scott McCarron..... 202 (-14)
	Retief Goosen..... 67 (-5)		Vijay Singh..... 202 (-14)
	Jerry Kelly..... 67 (-5)		David Toms..... 202 (-14)
	Vijay Singh..... 67 (-5)		Rocco Mediate..... 203 (-13)
	Mike Weir..... 67 (-5)		



CUT: There was no cut. 64 of the 65 professionals completed 72 holes.

WEATHER: Mix of sun and clouds on Thursday with temperatures in the low 60s. More sun on Friday with similar temperatures. Temperatures reaching high 60s on Saturday with sun. Cloudy and a little cooler on Sunday.

Winner: Tiger Woods 65-65-67-66 263 \$1,000,000.00

Retief Goosen..... 2	67-67-68-62	264	\$540,000.00	Jim Furyk..... T33	69-69-69-73	280	\$43,000.00
Vijay Singh..... 3	67-69-66-65	267	367,500.00	Bernhard Langer..... T33	72-68-70-70	280	43,000.00
Jerry Kelly..... T4	67-65-70-66	268	235,000.00	Angel Cabrera..... T36	71-66-73-71	281	40,000.00
David Toms..... T4	66-67-69-66	268	235,000.00	José Coceres..... T36	68-72-71-70	281	40,000.00
Scott McCarron..... 6	71-67-64-67	269	180,000.00	Eduardo Romero..... T36	70-71-70-70	281	40,000.00
Sergio Garcia..... 7	69-69-70-62	270	155,000.00	Søren Hansen..... T39	75-68-65-74	282	37,250.00
Davis Love III..... 8	69-67-68-67	271	130,000.00	Tom Lehman..... T39	73-72-67-70	282	37,250.00
Michael Campbell..... T9	71-66-71-64	272	111,000.00	Chris Riley..... T39	73-68-70-71	282	37,250.00
Bob Estes..... T9	68-68-69-67	272	111,000.00	Adam Scott..... T39	70-70-69-73	282	37,250.00
Stuart Appleby..... T11	69-66-70-68	273	84,250.00	Paul Azinger..... T43	73-73-71-66	283	35,500.00
Chris DiMarco..... T11	67-69-70-67	273	84,250.00	John Rollins..... T43	73-72-67-71	283	35,500.00
Niclas Fasth..... T11	68-69-72-64	273	84,250.00	Jeff Sluman..... T43	69-69-72-73	283	35,500.00
Justin Leonard..... T11	68-68-69-68	273	84,250.00	David Duval..... T46	71-65-72-76	284	34,000.00
Gary Evans..... T15	67-68-73-66	274	65,000.00	Len Mattiace..... T46	70-73-69-72	284	34,000.00
Steve Lowery..... T15	66-67-69-72	274	65,000.00	Justin Rose..... T46	73-70-72-69	284	34,000.00
Rocco Mediate..... T15	69-67-67-71	274	65,000.00	Rich Beem..... T49	70-69-74-72	285	32,000.00
Nick Price..... T15	68-71-69-66	274	65,000.00	John Cook..... T49	75-71-71-68	285	32,000.00
Scott Verplank..... T15	68-72-68-66	274	65,000.00	Brad Faxon..... T49	70-77-67-71	285	32,000.00
Mike Weir..... T15	67-70-68-69	274	65,000.00	Fred Funk..... T49	69-70-72-74	285	32,000.00
Padraig Harrington..... 21	69-70-67-69	275	58,000.00	Craig Parry..... T49	68-71-74-72	285	32,000.00
Kenny Perry..... 22	68-71-68-69	276	56,000.00	Paul Lawrie..... T54	71-70-74-71	286	30,000.00
Ernie Els..... T23	68-67-72-70	277	52,500.00	Peter Lonard..... T54	71-69-72-74	286	30,000.00
Scott Hoch..... T23	71-68-67-71	277	52,500.00	Carl Pettersson..... T54	72-72-68-74	286	30,000.00
Stephen Leaney..... T23	69-67-71-70	277	52,500.00	Anders Hansen..... T57	71-72-72-74	289	28,500.00
Phil Mickelson..... T23	70-72-71-64	277	52,500.00	Thongchai Jaidee..... T57	72-74-73-70	289	28,500.00
Thomas Björn..... T27	72-68-66-72	278	48,500.00	Peter O'Malley..... T57	75-73-71-70	289	28,500.00
Trevor Immelman..... T27	71-71-67-69	278	48,500.00	Scott Laycock..... 60	74-72-72-72	290	27,500.00
José María Olazábal..... T27	68-72-69-69	278	48,500.00	Craig Perks..... 61	74-74-75-68	291	27,000.00
Kevin Sutherland..... T27	69-68-70-71	278	48,500.00	Tim Clark..... 62	74-69-76-73	292	26,500.00
Robert Allenby..... T31	72-70-67-70	279	45,500.00	Darren Clarke..... 63	75-76-70-74	295	26,000.00
Colin Montgomerie..... T31	72-70-69-68	279	45,500.00	Kenichi Kuboya..... 64	77-72-73-76	298	25,500.00
Mark Calcavecchia..... T33	72-70-71-67	280	43,000.00				

2001 American Express Championship

Bellerive Country Club; St. Louis, MO

Par: 36-35-71

Yards: 7,278

Purse: \$5,000,000

September 10-16, 2001

NOTE: Tournament was canceled on Wednesday, Sept. 12, to give the deserved respect to the victims of the Sept. 11 terrorist tragedies in New York, Washington, D.C. and near Pittsburgh.

67 PLAYERS SCHEDULED IN THE FIELD:

Robert Allenby
Billy Andrade
Stuart Appleby
Paul Azinger
Aaron Baddeley
Angel Cabrera
Mark Calcavecchia
Michael Campbell
Stewart Cink
Darren Clarke
Jose Coceres
Chris DiMarco
Joe Durant
David Duval
Simon Dyson
Ernie Els
Niclas Fasth

Pierre Fulke
Fred Funk
Jim Furyk
Sergio Garcia
Retief Goosen
Padraig Harrington
Dudley Hart
Scott Hoch
John Huston
Miguel Angel Jimenez
Shingo Katayama
Jerry Kelly
Bernhard Langer
Tom Lehman
Justin Leonard
Thomas Levet
Frank Lickliter II

Peter Lonard
Davis Love III
Steve Lowery
Bob May
Billy Mayfair
Scott McCarron
Paul McGinley
Mark McNulty
Rocco Mediate
Phil Mickelson
Colin Montgomerie
Jesper Parnevik
Kenny Perry
Ian Poulter
Nick Price
Phillip Price
Adam Scott

Vijay Singh
Jeff Sluman
Steve Stricker
Hal Sutton
Hidemichi Tanaka
Toru Taniguchi
David Toms
Kirk Triplett
Bradford Vaughan
Scott Verplank
Mike Weir
Roger Wessels
Lee Westwood
Dean Wilson
Tiger Woods
Ian Woosnam

2000 American Express Championship

**Valderrama GC, Sotogrande, Andalucia, Spain
November 9-12, 2000**

Purse: \$5,000,000

Par/Yards: 36-36-72/6,974

LEADERS	First Round	Second Round	Third Round
Nick Price	63 (-9)	Nick Price	135 (-9)
Padraig Harrington	66 (-6)	Hidemichi Tanaka	137 (-7)
Andrew Coltart	67 (-5)	Padraig Harrington	138 (-6)
Scott Hoch	67 (-5)	Mark Calcavecchia	139 (-5)
Mike Weir	68 (-4)	Duffy Waldorf	139 (-5)
		Mike Weir	143 (T14)
		Hidemichi Tanaka	207 (-9)
		Mark Calcavecchia	208 (-8)
		Mike Weir	208 (-8)
		Nick Price	209 (-7)
		Tiger Woods	209 (-7)

CUT: There was no cut. 52 of 55 professionals completed 72 holes.



WEATHER: Cool temperatures the entire week. Winds stayed down most of Thursday, allowing for ideal playing conditions; the high temperature was at 60 degrees. Increased winds and overcast conditions all day Friday, with winds reaching 30 mph and high temperatures in the low 60s. Slightly warmer temperatures Saturday, with winds easing later in the afternoon. Calm winds on Sunday, with overcast skies and temperatures reaching the low 70s.

Winner: Mike Weir 68-75-65-69 277 \$1,000,000.00

Lee Westwood.....	2	72-72-68-67	279	\$500,000.00	Miguel Angel Jiménez	T25	74-73-70-72	289	\$46,500.00
Vijay Singh.....	T3	71-70-71-68	280	287,000.00	Justin Leonard	T25	72-74-69-74	289	46,500.00
Duffy Waldorf	T3	70-69-72-69	280	287,000.00	Colin Montgomerie.....	T25	75-67-73-74	289	46,500.00
Sergio Garcia	T5	69-74-74-64	281	157,500.00	Gary Orr	T25	71-74-73-71	289	46,500.00
Padraig Harrington.....	T5	66-72-73-70	281	157,500.00	Eduardo Romero	T25	71-72-74-72	289	46,500.00
Nick Price	T5	63-72-74-72	281	157,500.00	Nobuhito Sato.....	T25	73-73-72-71	289	46,500.00
Tiger Woods	T5	71-69-69-72	281	157,500.00	David Toms	T25	70-75-72-72	289	46,500.00
Michael Campbell.....	9	72-71-69-70	282	115,000.00	Retief Goosen	T35	69-75-74-72	290	39,500.00
Mark Calcavecchia	10	72-67-69-75	283	105,000.00	Bernhard Langer	T35	75-69-76-70	290	39,500.00
Steve Flesch.....	T11	71-72-73-68	284	87,166.67	Paul McGinley.....	T35	70-77-70-73	290	39,500.00
Bob May	T11	71-69-72-72	284	87,166.67	Naomichi Joe Ozaki.....	T35	72-76-71-71	290	39,500.00
Hidemichi Tanaka	T11	71-66-70-77	284	87,166.66	Jeff Maggert.....	39	72-71-75-74	292	37,000.00
José Coceres	T14	70-71-74-70	285	68,500.00	Thomas Björn.....	T40	70-77-71-75	293	35,500.00
Kirk Triplett	T14	72-73-71-69	285	68,500.00	Darren Fichardt	T40	76-80-69-68	293	35,500.00
Chris Perry	16	68-72-75-71	286	64,000.00	Pierre Fulke	T42	75-77-73-69	294	33,000.00
Angel Cabrera	T17	74-74-67-73	288	56,250.00	Mathias Grönberg.....	T42	74-70-79-71	294	33,000.00
Darren Clarke	T17	74-70-74-70	288	56,250.00	Peter Senior	T42	73-77-72-72	294	33,000.00
Andrew Coltart	T17	67-75-74-72	288	56,250.00	Lucas Parsons	T45	78-72-75-70	295	30,166.67
Nic Henning	T17	69-74-73-72	288	56,250.00	Dennis Paulson	T45	75-71-72-77	295	30,166.67
Scott Hoch.....	T17	67-76-71-74	288	56,250.00	Carlos Franco	T45	69-77-71-78	295	30,166.66
Franklin Langham.....	T17	68-74-76-70	288	56,250.00	Dudley Hart	T48	72-76-73-76	297	28,750.00
José Maria Olazábal.....	T17	70-76-69-73	288	56,250.00	Scott Verplank	T48	71-80-76-70	297	28,750.00
Phillip Price	T17	73-72-69-74	288	56,250.00	Shigeki Maruyama.....	T50	71-77-78-72	298	27,750.00
Robert Allenby	T25	69-76-73-71	289	46,500.00	Tjaart van der Walt	T50	76-73-75-74	298	27,750.00
Stuart Appleby.....	T25	72-76-71-70	289	46,500.00	Kyi Hla Han	52	75-74-77-77	303	27,000.00
Chris DiMarco.....	T25	74-74-73-68	289	46,500.00					

1999 American Express Championship

**Valderrama GC, Sotogrande, Andalucia, Spain
November 4-7, 1999**

Purse: \$5,000,000

Par/Yards: 35-36-71/6,830

LEADERS	First Round	Second Round	Third Round
	Henrik Stenson 67 (-5)	Tiger Woods..... 137 (-7)	Tiger Woods..... 205 (-11)
	Robert Allenby..... 67 (-5)	Rod Pampling..... 139 (-5)	Brett Wetterich..... 209 (-7)
	Thomas Bjorn..... 68 (-4)	Aaron Baddeley..... 140 (-4)	Nick O'Hern..... 210 (-6)
	Aaron Baddeley..... 69 (-3)	Thomas Bjorn..... 140 (-4)	
	Charles Howell III..... 69 (-3)	Ernie Els..... 140 (-4)	
	Jose Maria Olazabal..... 69 (-3)	Charles Howell III..... 140 (-4)	
	Tiger Woods..... 71 (T10)	Trevor Immelman..... 140 (-4)	
		Zach Johnson..... 140 (-4)	
		Henrik Stenson..... 140 (-4)	



CUT: There was no cut. 61 of 62 professionals completed 72 holes.

WEATHER: Overcast, cool and blustery Thursday, with winds off the Mediterranean Sea. Warmer Friday and Saturday, with winds blowing from the opposite direction on Saturday. Beautiful Sunday, with winds gusty at times.

Winner: Tiger Woods 71-69-70-68 278 \$1,000,000.00
(Won playoff with birdie-3 on first extra hole)

Miguel Angel Jiménez 2	72-68-69-69	278	\$400,000.00	Jean Van De Velde..... T30	72-73-70-76	291	\$37,750.00
Dudley Hart..... 3	75-68-70-70	283	300,000.00	Mike Weir..... T30	73-68-72-78	291	37,750.00
Nick Price..... T4	69-71-70-74	284	176,666.67	Steve Elkington..... T34	74-72-71-75	292	36,000.00
Lee Westwood..... T4	73-67-71-73	284	176,666.67	John Huston..... T34	72-74-72-74	292	36,000.00
Stewart Cink..... T4	75-65-71-73	284	176,666.66	Jeff Sluman..... T34	77-70-69-76	292	36,000.00
Fred Funk..... T7	71-68-74-72	285	135,000.00	Paul Lawrie..... T37	76-68-76-73	293	34,500.00
Sergio Garcia..... T7	74-69-69-73	285	135,000.00	Rodney Pampling..... T37	71-74-69-79	293	34,500.00
Scott Hoch..... T7	69-70-72-74	285	135,000.00	Bob Tway..... T37	75-72-71-75	293	34,500.00
Chris Perry..... T7	70-67-72-76	285	135,000.00	Darren Clarke..... T40	79-67-71-78	295	32,250.00
Bob Estes..... T11	69-72-72-73	286	93,000.00	Ernie Els..... T40	74-75-71-75	295	32,250.00
Jim Furyk..... T11	68-73-71-74	286	93,000.00	Phil Mickelson..... T40	69-71-77-78	295	32,250.00
Justin Leonard..... T11	71-67-72-76	286	93,000.00	Naomichi Joe Ozaki..... T40	76-71-69-79	295	32,250.00
José Maria Olazábal..... T11	73-69-69-75	286	93,000.00	Loren Roberts..... T40	72-72-71-80	295	32,250.00
David Toms..... T11	72-68-71-75	286	93,000.00	Duffy Waldorf..... T40	74-77-73-71	295	32,250.00
Tim Herron..... T16	71-66-75-75	287	70,000.00	Notah Begay III..... T46	77-71-73-75	296	30,250.00
Davis Love III..... T16	74-70-73-70	287	70,000.00	Steve Pate..... T46	72-74-72-78	296	30,250.00
Vijay Singh..... T16	67-71-75-74	287	70,000.00	Scott Dunlap..... T48	74-71-75-77	297	28,500.00
Hal Sutton..... 19	75-66-69-78	288	62,000.00	Carlos Franco..... T48	75-73-74-75	297	28,500.00
Bob May..... T20	77-69-74-69	289	52,800.00	Bernhard Langer..... T48	71-70-80-76	297	28,500.00
Colin Montgomerie..... T20	70-72-72-75	289	52,800.00	Jeff Maggert..... T48	70-74-79-74	297	28,500.00
Craig Parry..... T20	72-73-71-73	289	52,800.00	Ted Tryba..... T48	77-71-70-79	297	28,500.00
Dennis Paulson..... T20	76-71-68-74	289	52,800.00	Kazuhiko Hosokawa..... T53	73-73-72-80	298	27,125.00
Jarmo Sandelin..... T20	70-74-75-70	289	52,800.00	Robert Karlsson..... T53	74-68-74-82	298	27,125.00
Angel Cabrera..... T25	74-74-70-72	290	41,750.00	Alexander Cejka..... T55	79-76-72-72	299	26,500.00
Retief Goosen..... T25	75-69-74-72	290	41,750.00	Brent Geiberger..... T55	75-71-68-85	299	26,500.00
Mark James..... T25	69-70-74-77	290	41,750.00	Brian Watts..... T55	75-74-79-71	299	26,500.00
Tom Lehman..... T25	72-67-71-80	290	41,750.00	Craig A. Spence..... 58	72-73-75-80	300	26,000.00
Jarrod Moseley..... T25	76-69-72-73	290	41,750.00	Thomas Björn..... T59	72-81-74-77	304	25,625.00
Stuart Appleby..... T30	76-66-74-75	291	37,750.00	David Frost..... T59	76-73-74-81	304	25,625.00
Padraig Harrington..... T30	76-74-70-71	291	37,750.00	Richard Kaplan..... 61	78-75-73-80	306	25,250.00

CA Championship Records

Low 72 Holes:

261 (23-under) **Tiger Woods** (2006, The Grove)
265 (23-under) **Tiger Woods** (2002, Mount Juliet Conrad)
266 (22-under) **Retief Goosen** (2002, Mount Juliet Conrad)

Low 18 Holes:

62 (10-under) **Sergio Garcia**, final round (2002, Mount Juliet Conrad)
62 (10-under) **Retief Goosen**, final round (2002, Mount Juliet Conrad)

Low First 18 Holes:

63 (9-under) **Nick Price** (2000, Valderrama Club de Golf)
63 (8-under) **Tiger Woods** (2006, The Grove)

Low Opening 36 Holes:

130 (14-under) **Tiger Woods** (65-65) (2002, Mount Juliet Conrad)

Low Opening 54 Holes:

194 (19-under) **Tiger Woods** (63-64-67) (2006, The Grove)
197 (19-under) **Tiger Woods** (65-65-67) (2000, Mount Juliet Conrad)

Low Start by a Winner:

63 (8-under) **Tiger Woods** (2006, The Grove)
65 (7-under) **Tiger Woods** (2002, Mount Juliet Conrad)
65 (7-under) **Geoff Ogilvy** (2008, Doral Golf & Country Club)

High Start by a Winner:

71 (even) **Tiger Woods** (1999, Valderrama Club de Golf)
Tiger Woods (2007, Doral Golf & Country Club)

Low Finish by a Winner:

66 (6-under) **Tiger Woods** (2002, Mount Juliet Conrad)

High Finish by a Winner:

73 (1-over) **Tiger Woods** (2007, Doral Golf & Country Club)
72 (2-over) **Tiger Woods** (2003, Capital City Club)

Largest Margin of Victory:

8 strokes **Tiger Woods** (2006, The Grove)
2 strokes **Mike Weir** (2000, Valderrama Club de Golf)

Largest 18-Hole Lead:

3 strokes **Nick Price** (2000, Valderrama Club de Golf)
Colin Montgomerie (2005 Harding Park Golf Course)

Largest 36-Hole Lead:

5 strokes **Tiger Woods** (2006, The Grove)
5 strokes **Tiger Woods** (2003, Capital City Club)

Largest 54-Hole Lead:

6 strokes **Tiger Woods** (2006, The Grove)
5 strokes **Tiger Woods** (2003, Capital City Club)

Holes-in-One (4):

Colin Montgomerie (No. 12), second round (2000, Valderrama Club de Golf)
Angel Cabrera (No. 6), third round (2000, Valderrama Club de Golf)
Thongchai Jaidee (No. 11), second round (2004, Mount Juliet Conrad)
Tom Lehman (No. 11), third round (2005, Harding Park Golf Course)

Wire-to-Wire Winner (2):

Tiger Woods (2006, The Grove)
Tiger Woods (2002, Mount Juliet Conrad)

Playoffs (2):

Tiger Woods defeated **Miguel Angel Jimenez** with a birdie on the first extra hole (1999, Valderrama Club de Golf)
Tiger Woods defeated **John Daly** with a par on the second extra hole (2005, Harding Park Golf Course)



Retief Goosen

Top-10 Finishes

9 Tiger Woods 1999 (1), 2000 (T5), 2002 (1), 2003 (1), 2004 (9), 2005 (1), 2006 (1), 2007 (1), 2008 (T5)

6 Sergio Garcia 1999 (T7), 2000 (T5), 2002 (7), 2004 (T4), 2005 (T3), 2007 (T3)

5 Vijay Singh 2000 (T3), 2002 (3), 2003 (T2), 2005 (T6), 2008 (T2)

4 Retief Goosen 2002 (2), 2003 (T8), 2004 (T6), 2008 (T2)

3 Padraig Harrington 2000 (T5), 2003 (T6), 2004 (T6)
Zach Johnson 2004 (10), 2007 (T9), 2008 (T9)
David Toms 2002 (T4), 2003 (5), 2005 (T6)

2 Stuart Appleby 2003 (T2), 2006 (T6)
Paul Casey 2003 (T8), 2007 (T9)
Ernie Els 2004 (1), 2006 (5)
Jim Furyk 2006 (4), 2008 (T2)
David Howell 2004 (3), 2005 (T6)
Geoff Ogilvy 2007 (T3), 2008 (1)
Nick O'Hern 2007 (T6), 2008 (T6)
Nick Price 1999 (T4), 2000 (T5)
Adam Scott 2006 (T2), 2008 (T9)
Lee Westwood 1999 (T4), 2000 (2)
Brett Wetterich 2006 (T6), 2007 (2)

1 Robert Allenby 2007 (T3)
Stephen Ames 2005 (10)
Aaron Baddeley 2007 (T6)
Thomas Bjorn 2004 (2)
Mark Calcavecchia 2000 (10)
K.J. Choi 2003 (T6)
Stewart Cink 1999 (T4)
Darren Clarke 2004 (T4)
Fred Couples 2003 (T10)
John Daly 2005 (2)
Luke Donald 2006 (T6)
Bob Estes 2002 (T9)
Niclas Fasth 2007 (T6)
Fred Funk 1999 (T7)
Ignacio Garrido 2003 (T10)
Todd Hamilton 2004 (T6)
Dudley Hart 1999 (3)
Tim Herron 2003 (T2)
Scott Hoch 1999 (T7)
Trevor Immelman 2006 (T9)
Thongchai Jaidee 2006 (T9)
Miguel Angel Jimenez 1999 (2)
Jerry Kelly 2002 (T4)
Davis Love III 2002 (8)
Scott McCarron 2002 (6)
Graeme McDowell 2005 (T6)
Colin Montgomerie 2005 (T3)
Chris Perry 1999 (T7)
Ian Poulter 2006 (T2)
Brett Quigley 2006 (T9)
Henrik Stenson 2005 (T3)
Graeme Storm 2008 (T6)
Steve Stricker 2008 (T6)
Duffy Waldorf 2000 (T3)
Mike Weir 2000 (1)

CA Championship Individual Player Records

Abery, Warren (76.50)

Year	1st	2nd	3rd	4th	Total	Finish	Money
2005	80	77	75	74	306	69	\$32,500.00

Allenby, Robert (71.11)

Year	1st	2nd	3rd	4th	Total	Finish	Money
2000	69	76	73	71	289	T25	\$46,500.00
2002	72	70	67	70	279	T31	45,500.00
2003	72	76	73	65	286	T21	60,000.00
2004	68	74	75	77	294	T54	37,000.00
2006	69	73	69	70	281	T26	66,666.66
2007	67	74	74	67	282	T3	378,333.34
2008	69	75	66	70	280	T20	75,000.00
Total							\$709,000.00

Ames, Stephen (70.94)

Year	1st	2nd	3rd	4th	Total	Finish	Money
2004	73	72	70	72	287	T36	\$48,000.00
2005	72	64	71	69	276	10	140,000.00
2006	73				73	WD	
2007	74	70	74	73	291	T28	66,500.00
2008	73	68	68	70	279	T15	86,700.00
Total							\$341,200.00

Appleby, Stuart (70.50)

Year	1st	2nd	3rd	4th	Total	Finish	Money
1999	76	66	74	75	291	T30	\$37,750.00
2000	72	76	71	70	289	T25	46,500.00
2002	69	66	70	68	273	T11	84,250.00
2003	71	68	69	68	276	T2	405,000.00
2004	67	74	70	72	283	T16	79,000.00
2005	71	65	69	72	277	T11	115,000.00
2006	71	66	70	66	273	T6	216,666.67
2007	79	72	71	71	293	T35	56,500.00
2008	73	71	68	71	283	T34	57,500.00
Total							\$1,098,166.67

Atwal, Arjun (72.88)

Year	1st	2nd	3rd	4th	Total	Finish	Money
2003	76	72	72	74	294	T48	\$32,500.00
2004	71	78	70	70	289	T43	42,000.00
Total							\$74,500.00

Austin, Woody (71.25)

Year	1st	2nd	3rd	4th	Total	Finish	Money
2008	70	70	74	71	285	T44	\$48,875.00

Azinger, Paul (70.75)

Year	1st	2nd	3rd	4th	Total	Finish	Money
2002	73	73	71	66	283	T43	\$35,500.00

Baddeley, Aaron (70.25)

Year	1st	2nd	3rd	4th	Total	Finish	Money
2007	69	71	71	72	283	T6	\$212,500.00
2008	69	74	70	66	279	T15	86,700.00
Total							\$299,200.00

Beem, Rich (72.75)

Year	1st	2nd	3rd	4th	Total	Finish	Money
2002	70	69	74	72	285	T49	\$32,000.00
2003	76	75	73	73	297	T59	28,625.00
Total							\$60,625.00

Begay III, Notah (74.00)

Year	1st	2nd	3rd	4th	Total	Finish	Money
1999	77	71	73	75	296	T46	\$30,250.00

Bickerton, John (72.75)

Year	1st	2nd	3rd	4th	Total	Finish	Money
2006	72	73	75	67	287	T45	\$49,000.00
2007	77	72	74	72	295	T50	45,000.00
Total							\$94,000.00

Bjorn, Thomas (71.48)

Year	1st	2nd	3rd	4th	Total	Finish	Money
1999	72	81	74	77	304	T59	\$25,625.00
2000	70	77	71	75	293	T40	35,500.00
2002	72	68	66	72	278	T27	48,500.00
2003	74	73	67	74	288	T28	46,071.42
2004	68	69	66	68	271	2	675,000.00
2005	71	67	74		212	WD	
2006	70	71	73	71	285	T41	52,500.00
2007	68	72	71	74	285	T11	111,000.00
Total							\$994,196.42

Bohn, Jason (70.50)

Year	1st	2nd	3rd	4th	Total	Finish	Money
2005	70	68	70	74	282	T32	\$57,000.00

Botes, Desvonde (72.75)

Year	1st	2nd	3rd	4th	Total	Finish	Money
2004	70	72	75	74	291	T48	\$40,250.00

Bourdy, Gregory (74.25)

Year	1st	2nd	3rd	4th	Total	Finish	Money
2006	74	77	71	75	297	T59	\$35,500.00

Broadhurst, Paul (72.88)

Year	1st	2nd	3rd	4th	Total	Finish	Money
2006	74	72	70	73	289	T50	\$44,000.00
2007	73	71	73	77	294	T45	49,000.00
Total							\$93,000.00

Brown, Mark (74.25)

Year	1st	2nd	3rd	4th	Total	Finish	Money
2008	73	74	76	74	297	76	\$35,750.00

Browne, Olin (71.00)

Year	1st	2nd	3rd	4th	Total	Finish	Money
2005	67	74	73	70	284	T37	\$51,500.00

Bryant, Bart (72.00)

Year	1st	2nd	3rd	4th	Total	Finish	Money
2005	71	76	71	72	290	T56	\$38,500.00
2006	70	74	67	70	281	T26	66,666.67
2007	71	73	75	74	293	T35	56,500.00
Total							\$161,666.67

Byrd, Jonathan (73.00)

Year	1st	2nd	3rd	4th	Total	Finish	Money
2008	74	74	72	72	292	T65	\$38,500.00

Cabrera, Angel (71.16)

Year	1st	2nd	3rd	4th	Total	Finish	Money
1999	74	74	70	72	290	T25	\$41,750.00
2000	74	74	67	73	288	T17	56,250.00
2002	71	66	73	71	281	T36	40,000.00
2004	69	69	74	71	283	T16	79,000.00
2005	69	66	72	72	279	T18	77,000.00
2006	71	70	67	73	281	T26	66,666.66
2007	72	70	75	70	287	T19	80,000.00
2008	75	74	68		217	WD	
Total							\$440,666.66

Calcavecchia, Mark (70.85)

Year	1st	2nd	3rd	4th	Total	Finish	Money
2000	72	67	69	75	283	10	\$105,000.00
2002	72	70	71	67	280	T33	43,000.00
2005	67	68	74	71	280	T25	66,000.00
2007	74	71	70	77	292	T32	63,000.00
2008	68	71	71	72	282	T30	62,500.00
Total							\$339,500.00

Campbell, Chad (72.10)

Year	1st	2nd	3rd	4th	Total	Finish	Money
2003	74	76	73	74	297	T59	\$28,625.00
2004	70	79	71	72	292	T50	39,000.00
2005	67	70	70	71	278	T15	87,333.33
2006	67	70	73	72	282	T32	61,000.00
2007	75	74	72	72	293	T35	56,500.00
Total							\$272,458.33

CA Championship Individual Player Records

Campbell, Michael (72.54)

Year	1st	2nd	3rd	4th	Total	Finish	Money
2000	72	71	69	70	282	9	\$115,000.00
2002	71	66	71	64	272	T9	111,000.00
2003	82	76	75	67	300	T68	26,875.00
2004	74	77	73	80	304	66	31,500.00
2005	71	68	72	76	287	T46	43,250.00
2006	69	71	69	71	280	T22	75,000.00
2007	77	76	78	75	306	71	35,750.00
Total							\$438,375.00

Casey, Paul (71.40)

Year	1st	2nd	3rd	4th	Total	Finish	Money
2003	73	71	66	71	281	T8	\$137,500.00
2004	72	70	71	71	284	T21	72,000.00
2006	74	75	72	71	292	T56	38,500.00
2007	76	70	66	72	284	T9	157,500.00
2008	72	75	67	73	287	T51	44,750.00
Total							\$450,250.00

Cejka, Alex (72.33)

Year	1st	2nd	3rd	4th	Total	Finish	Money
1999	79	76	72	72	299	T55	\$26,500.00
2003	70	76	72	65	283	T12	89,375.00
2004	70	74	69	73	286	T28	54,625.00
Total							\$170,500.00

Cheetham, Neil (75.75)

Year	1st	2nd	3rd	4th	Total	Finish	Money
2005	77	78	72	76	303	68	\$33,000.00

Choi, K.J. (71.13)

Year	1st	2nd	3rd	4th	Total	Finish	Money
2003	67	71	68	73	279	T6	\$182,500.00
2004	71	76	75	73	295	T57	35,750.00
2005	70	71	72	73	286	T43	46,000.00
2006	72	66	73	71	282	T32	61,000.00
2007	71	73	71	72	287	T19	80,000.00
2008	70	70	67	71	278	T12	106,166.67
Total							\$511,416.67

Chopra, Daniel (70.75)

Year	1st	2nd	3rd	4th	Total	Finish	Money
2008	72	70	69	72	283	T34	\$57,500.00

Chowrasia, S.S.P. (71.75)

Year	1st	2nd	3rd	4th	Total	Finish	Money
2008	74	73	68	72	287	T51	\$44,750.00

Cink, Stewart (71.08)

Year	1st	2nd	3rd	4th	Total	Finish	Money
1999	75	65	71	73	284	T4	\$176,666.66
2004	71	73	67	74	285	T23	65,000.00
2005	70	72	75	70	287	T46	43,250.00
2006	65	67	70	74	276	T13	98,375.00
2007	74	68	73	79	294	T45	49,000.00
2008	66	74	71	69	280	T20	75,000.00
Total							\$507,291.66

Clark, Tim (71.50)

Year	1st	2nd	3rd	4th	Total	Finish	Money
2002	74	69	76	73	292	62	\$26,500.00
2005	69	69	72	69	279	T18	77,000.00
2006	68	70	73	70	281	T26	66,666.67
2007	76	78	71	75	300	T63	39,250.00
2008	71	69	66	72	278	T12	106,166.66
Total							\$315,583.33

Clarke, Darren (71.92)

Year	1st	2nd	3rd	4th	Total	Finish	Money
1999	79	67	71	78	295	T40	\$32,250.00
2000	74	70	74	70	288	T17	56,250.00
2002	75	76	70	74	295	63	26,000.00
2003	69	82	72	68	291	T38	38,500.00
2004	71	72	65	68	276	T4	308,000.00
2006	68	71	72	70	281	T26	66,666.67
Total							\$527,666.67

Coceres, Jose (70.75)

Year	1st	2nd	3rd	4th	Total	Finish	Money
2000	70	71	74	70	285	T14	\$68,500.00
2002	68	72	71	70	281	T36	40,000.00
Total							\$108,500.00

Coles, Gavin (72.75)

Year	1st	2nd	3rd	4th	Total	Finish	Money
2005	71	74	75	71	291	59	\$37,500.00

Coltart, Andrew (72.00)

Year	1st	2nd	3rd	4th	Total	Finish	Money
2000	67	75	74	72	288	T17	\$56,250.00

Cook, John (71.25)

Year	1st	2nd	3rd	4th	Total	Finish	Money
2002	75	71	71	68	285	T49	\$32,000.00

Couples, Fred (70.58)

Year	1st	2nd	3rd	4th	Total	Finish	Money
2003	71	73	70	68	282	T10	\$111,250.00
2004	73	67	70	77	287	T36	48,000.00
2005	74	69	66	69	278	T15	87,333.34
Total							\$246,583.34

Crane, Ben (71.60)

Year	1st	2nd	3rd	4th	Total	Finish	Money
2005	70	68	76	70	284	T37	\$51,500.00
2006	74				74	WD	
Total							\$51,500.00

Curtis, Ben (74.50)

Year	1st	2nd	3rd	4th	Total	Finish	Money
2003	76	76	72	75	299	T66	\$27,375.00
2007	76	75	69	77	297	T58	41,500.00
Total							\$68,875.00

Daly, John (67.50)

Year	1st	2nd	3rd	4th	Total	Finish	Money
2005	67	67	67	69	270	2	\$750,000.00

Davis, Brian (72.25)

Year	1st	2nd	3rd	4th	Total	Finish	Money
2003	71	77	68	73	289	T35	\$41,500.00

Day, Glen (75.33)

Year	1st	2nd	3rd	4th	Total	Finish	Money
1999	78	67	81		226	DQ	

DiMarco, Chris (72.04)

Year	1st	2nd	3rd	4th	Total	Finish	Money
2000	74	74	73	68	289	T25	\$46,500.00
2002	67	69	70	67	273	T11	84,250.00
2003	76	74	76	75	301	T70	26,375.00
2004	69	75	70	73	287	T36	48,000.00
2005	71	75	73	76	295	T64	34,750.00
2006	69	70	70	71	280	T22	75,000.00
2007	76	72	69	75	292	T32	63,000.00
Total							\$377,875.00

Dodd, Stephen (69.75)

Year	1st	2nd	3rd	4th	Total	Finish	Money
2005	70	68	70	71	279	T18	\$77,000.00

Donald, Luke (70.00)

Year	1st	2nd	3rd	4th	Total	Finish	Money
2004	67	71	71	71	280	T11	\$112,500.00
2005	70	71	68	68	277	T11	115,000.00
2006	68	70	67	68	273	T6	216,666.66
2007	74	70	75	71	290	T26	69,500.00
2008	68	72	70	70	280	T20	75,000.00
Total							\$588,666.66

Dougherty, Nick (72.00)

Year	1st	2nd	3rd	4th	Total	Finish	Money
2005	71	74	72	72	289	T51	\$40,500.00
2008	70	73	71	73	287	T51	44,750.00
Total							\$85,250.00

Dredge, Bradley (69.75)

Year	1st	2nd	3rd	4th	Total	Finish	Money
2005	69	69	72	69	279	T18	\$77,000.00

CA Championship Individual Player Records

Drummond, Scott (72.25)

Year	1st	2nd	3rd	4th	Total	Finish	Money
2004	69	71	73	76	289	T43	\$42,000.00

Dunlap, Scott (74.25)

Year	1st	2nd	3rd	4th	Total	Finish	Money
1999	74	71	75	77	297	T48	\$28,500.00

Durant, Joe (75.25)

Year	1st	2nd	3rd	4th	Total	Finish	Money
2007	73	73	77	78	301	T65	\$38,000.00

Duval, David (71.00)

Year	1st	2nd	3rd	4th	Total	Finish	Money
2002	71	65	72	76	284	T46	\$34,000.00

Dyson, Simon (71.00)

Year	1st	2nd	3rd	4th	Total	Finish	Money
2006	67	69	75	73	284	T38	\$56,000.00

Edfors, Johan (71.75)

Year	1st	2nd	3rd	4th	Total	Finish	Money
2006	70	68	71	71	280	T22	\$75,000.00
2007	74	73	74	73	294	T45	49,000.00
Total							\$124,000.00

Elkington, Steve (73.00)

Year	1st	2nd	3rd	4th	Total	Finish	Money
1999	74	72	71	75	292	T34	\$36,000.00
2005	73				73	WD	
Total							\$36,000.00

Els, Ernie (70.61)

Year	1st	2nd	3rd	4th	Total	Finish	Money
1999	74	75	71	75	295	T40	\$32,250.00
2002	68	67	72	70	277	T23	52,500.00
2003	71	74	71	67	283	T12	89,375.00
2004	69	64	68	69	270	1	1,200,000.00
2006	65	70	69	67	271	5	290,000.00
2007	70	70	71	74	285	T11	111,000.00
2008	74	75	73	74	296	75	36,000.00
Total							\$1,811,125.00

Estes, Bob (70.42)

Year	1st	2nd	3rd	4th	Total	Finish	Money
1999	69	72	72	73	286	T11	\$93,000.00
2002	68	68	69	67	272	T9	111,000.00
2003	77	74	68	68	287	T25	53,000.00
Total							\$257,000.00

Evans, Gary (68.50)

Year	1st	2nd	3rd	4th	Total	Finish	Money
2002	67	68	73	66	274	T15	\$65,000.00

Fasth, Niclas (70.45)

Year	1st	2nd	3rd	4th	Total	Finish	Money
2002	68	69	72	64	273	T11	\$84,250.00
2003	68	76	70	70	284	T16	71,000.00
2005	70	70	73	71	284	T37	51,500.00
2007	72	70	70	71	283	T6	212,500.00
2008	72	69	70	74	285	T44	48,875.00
Total							\$468,125.00

Faxon, Brad (70.83)

Year	1st	2nd	3rd	4th	Total	Finish	Money
2002	70	77	67	71	285	T49	\$32,000.00
2003	75	71	66	72	284	T16	71,000.00
2004	70	68	72	71	281	T13	90,000.00
Total							\$193,000.00

Ferrie, Kenneth (71.75)

Year	1st	2nd	3rd	4th	Total	Finish	Money
2005	74	67	71	75	287	T46	\$43,250.00

Fichardt, Darren (73.63)

Year	1st	2nd	3rd	4th	Total	Finish	Money
2000	76	80	69	68	293	T40	\$35,500.00
2004	76	71	74	75	296	T59	34,250.00
Total							\$69,750.00

Fisher, Ross (70.75)

Year	1st	2nd	3rd	4th	Total	Finish	Money
2008	68	73	70	72	283	T34	\$57,500.00

Flesch, Steve (71.25)

Year	1st	2nd	3rd	4th	Total	Finish	Money
2000	71	72	73	68	284	T11	\$87,166.67
2003	71	75	72	68	286	T21	60,000.00
2004	67	70	74	74	285	T23	65,000.00
Total							\$212,166.67

Forsyth, Alastair (73.00)

Year	1st	2nd	3rd	4th	Total	Finish	Money
2003	71	77	71	73	292	T40	\$36,250.00

Foster, Mark (75.00)

Year	1st	2nd	3rd	4th	Total	Finish	Money
2003	76	77	73	74	300	T68	\$26,875.00

Franco, Carlos (73.17)

Year	1st	2nd	3rd	4th	Total	Finish	Money
1999	75	73	74	75	297	T48	\$28,500.00
2000	69	77	71	78	295	T45	30,166.66
2004	69	72	75	70	286	T28	54,625.00
Total							\$113,291.66

Frost, David (76.00)

Year	1st	2nd	3rd	4th	Total	Finish	Money
1999	76	73	74	81	304	T59	\$25,625.00

Fulke, Pierre (73.50)

Year	1st	2nd	3rd	4th	Total	Finish	Money
2000	75	77	73	69	294	T42	\$33,000.00

Funk, Fred (71.44)

Year	1st	2nd	3rd	4th	Total	Finish	Money
1999	71	68	74	72	285	T7	\$135,000.00
2002	69	70	72	74	285	T49	32,000.00
2003	73	74	69	76	292	T40	36,250.00
2005	67	68	75	71	281	T29	60,000.00
Total							\$263,250.00

Furyk, Jim (70.28)

Year	1st	2nd	3rd	4th	Total	Finish	Money
1999	68	73	71	74	286	T11	\$93,000.00
2002	69	69	69	73	280	T33	43,000.00
2003	70	74	69	70	283	T12	89,375.00
2004	70	70	71	76	287	T36	48,000.00
2005	68	67	71	72	278	T15	87,333.33
2006	67	65	69	69	270	4	345,000.00
2007	70	73	72	78	293	T35	56,500.00
2008	69	71	64	68	272	T2	530,000.00
Total							\$1,292,208.33

Garcia, Sergio (69.72)

Year	1st	2nd	3rd	4th	Total	Finish	Money
1999	74	69	69	73	285	T7	\$135,000.00
2000	69	74	74	64	281	T5	157,500.00
2002	69	69	70	62	270	7	155,000.00
2003	65	73	70	75	283	T12	89,375.00
2004	67	72	67	70	276	T4	308,000.00
2005	67	69	67	69	272	T3	353,666.66
2006	69	73	71	69	282	T32	61,000.00
2007	71	70	71	70	282	T3	378,333.33
2008	69	73	69	68	279	T15	86,700.00
Total							\$1,724,574.99

Garrido, Ignacio (70.50)

Year	1st	2nd	3rd	4th	Total	Finish	Money
2003	68	71	69	74	282	T10	\$111,250.00

Geiberger, Brent (74.75)

Year	1st	2nd	3rd	4th	Total	Finish	Money
1999	75	71	68	85	299	T55	\$26,500.00

Glover, Lucas (70.75)

Year	1st	2nd	3rd	4th	Total	Finish	Money
2006	69	68	68	71	276	T13	\$98,375.00
2007	73	73	72	72	290	T26	69,500.00
Total							\$167,875.00

CA Championship Individual Player Records

Goosen, Retief (70.56)

Year	1st	2nd	3rd	4th	Total	Finish	Money
1999	75	69	74	72	290	T25	\$41,750.00
2000	69	75	74	72	290	T35	39,500.00
2002	67	67	68	62	264	2	540,000.00
2003	73	69	67	72	281	T8	137,500.00
2004	68	69	68	72	277	T6	200,000.00
2006	71	70	75	71	287	T45	49,000.00
2007	77	70	78	72	297	T58	41,500.00
2008	71	69	64	68	272	T2	530,000.00
Total							\$1,579,250.00

Goodyos, Paul (73.75)

Year	1st	2nd	3rd	4th	Total	Finish	Money
2007	74	75	70	76	295	T50	\$45,000.00

Green, Nathan (74.25)

Year	1st	2nd	3rd	4th	Total	Finish	Money
2007	72	71	76	78	297	T58	\$41,500.00

Green, Richard (71.83)

Year	1st	2nd	3rd	4th	Total	Finish	Money
2004	72	70	72	72	286	T28	\$54,625.00
2005	69	74	76	70	289	T51	40,500.00
2008	74	72	71	70	287	T51	44,750.00
Total							\$139,875.00

Gronberg, Mathias (73.50)

Year	1st	2nd	3rd	4th	Total	Finish	Money
2000	74	70	79	71	294	T42	\$33,000.00

Haas, Jay (73.13)

Year	1st	2nd	3rd	4th	Total	Finish	Money
2003	74	72	75	75	296	T54	\$30,000.00
2004	72	71	70	76	289	T43	42,000.00
Total							\$72,000.00

Haeggman, Joakim (72.75)

Year	1st	2nd	3rd	4th	Total	Finish	Money
2004	71	71	73	76	291	T48	\$40,250.00

Haig, Anton (73.00)

Year	1st	2nd	3rd	4th	Total	Finish	Money
2007	75	69	74	74	292	T32	\$63,000.00
2008	72	80	73	67	292	T65	38,500.00
Total							\$101,500.00

Hamilton, Todd (72.38)

Year	1st	2nd	3rd	4th	Total	Finish	Money
2003	78	81	72	71	302	T2	\$26,000.00
2004	66	69	69	73	277	T6	200,000.00
Total							\$226,000.00

Han, Kyi Hla (75.75)

Year	1st	2nd	3rd	4th	Total	Finish	Money
2000	75	74	77	77	303	52	\$27,000.00

Hansen, Anders (70.88)

Year	1st	2nd	3rd	4th	Total	Finish	Money
2002	71	72	72	74	289	T57	\$28,500.00
2008	67	71	67	73	278	T12	106,166.67
Total							\$134,666.67

Hansen, Soren (72.00)

Year	1st	2nd	3rd	4th	Total	Finish	Money
2002	75	68	65	74	282	T39	\$37,250.00
2008	77	77	68	72	294	T70	37,000.00
Total							\$74,250.00

Hanson, Peter (72.75)

Year	1st	2nd	3rd	4th	Total	Finish	Money
2008	71	74	73	73	291	T61	\$40,250.00

Harrington, Padraig (70.81)

Year	1st	2nd	3rd	4th	Total	Finish	Money
1999	76	74	70	71	291	T30	\$37,750.00
2000	66	72	73	70	281	T5	157,500.00
2002	69	70	67	69	275	21	58,000.00
2003	71	73	69	66	279	T6	182,500.00
2004	69	69	66	73	277	T6	200,000.00
2005	74	72	80	73	299	67	33,500.00
2006	64	69	71	73	277	T17	85,000.00
2007	73	70	73	71	287	T19	80,000.00
Total							\$834,250.00

Hart, Dudley (72.50)

Year	1st	2nd	3rd	4th	Total	Finish	Money
1999	75	68	70	70	283	3	\$300,000.00
2000	72	76	73	76	297	T48	28,750.00
Total							\$328,750.00

Havret, Gregory (69.75)

Year	1st	2nd	3rd	4th	Total	Finish	Money
2008	68	74	68	69	279	T15	\$86,700.00

Henning, Nic (72.00)

Year	1st	2nd	3rd	4th	Total	Finish	Money
2000	69	74	73	72	288	T17	\$56,250.00

Henry, J.J. (72.38)

Year	1st	2nd	3rd	4th	Total	Finish	Money
2006	70	70	70	73	283	37	\$58,000.00
2007	73	74	78	71	296	T55	43,000.00
Total							\$101,000.00

Hensby, Mark (71.25)

Year	1st	2nd	3rd	4th	Total	Finish	Money
2004	73	73	69	65	280	T11	\$112,500.00
2005	72	74	71	73	290	T56	38,500.00
Total							\$151,000.00

Herron, Tim (71.56)

Year	1st	2nd	3rd	4th	Total	Finish	Money
1999	71	66	75	75	287	T16	\$70,000.00
2003	66	72	67	71	276	T2	405,000.00
2004	73	75	72	74	294	T54	37,000.00
2006	73	69	71	75	288	T48	46,500.00
Total							\$558,500.00

Hiratsuka, Tetsuji (72.25)

Year	1st	2nd	3rd	4th	Total	Finish	Money
2006	73	69	71	76	289	T50	\$44,000.00

Ho, S.K. (73.50)

Year	1st	2nd	3rd	4th	Total	Finish	Money
2004	71	76	72	74	293	53	\$38,000.00
2005	72	77	71	75	295	T64	34,750.00
Total							\$72,750.00

Hoch, Scott (71.94)

Year	1st	2nd	3rd	4th	Total	Finish	Money
1999	69	70	72	74	285	T7	\$135,000.00
2000	67	76	71	74	288	T17	56,250.00
2002	71	68	67	71	277	T23	52,500.00
2003	75	79	75	72	301	T70	26,375.00
Total							\$270,125.00

Hoffman, Charley (74.75)

Year	1st	2nd	3rd	4th	Total	Finish	Money
2007	75	75	77	72	299	T61	\$40,250.00

Holmes, J.B. (71.00)

Year	1st	2nd	3rd	4th	Total	Finish	Money
2008	69	72	75	68	284	T40	\$52,500.00

Hosokawa, Kazuhiko (74.50)

Year	1st	2nd	3rd	4th	Total	Finish	Money
1999	73	73	72	80	298	T53	\$27,125.00

CA Championship Individual Player Records

Howell III, Charles (72.19)

Year	1st	2nd	3rd	4th	Total	Finish	Money
2003	76	75	65	70	286	T21	\$60,000.00
2004	74	73	71	78	296	T59	34,250.00
2007	69	71	71	75	286	T16	87,333.33
2008	69	76	72	70	287	T51	44,750.00
Total							\$226,333.33

Howell, David (70.50)

Year	1st	2nd	3rd	4th	Total	Finish	Money
2003	74	75	71	68	288	T28	\$46,071.43
2004	69	69	66	71	275	3	450,000.00
2005	67	67	74	67	275	T6	187,500.00
2006	66	66	71	73	276	T13	98,375.00
2007	74	73	73	76	296	T55	43,000.00
Total							\$824,946.43

Huston, John (73.00)

Year	1st	2nd	3rd	4th	Total	Finish	Money
1999	72	74	72	74	292	T34	\$36,000.00

Imada, Ryuji (70.75)

Year	1st	2nd	3rd	4th	Total	Finish	Money
2008	68	73	73	69	283	T34	\$57,500.00

Imano, Yasuharu (70.00)

Year	1st	2nd	3rd	4th	Total	Finish	Money
2005	69	68	72	71	280	T25	\$66,000.00

Immelman, Trevor (71.13)

Year	1st	2nd	3rd	4th	Total	Finish	Money
2002	71	71	67	69	278	T27	\$48,500.00
2003	70	77	71	75	293	T44	34,250.00
2004	71	71	72	71	285	T23	65,000.00
2006	68	68	68	70	274	T9	150,000.00
2007	72	68	74	79	293	T35	56,500.00
2008	70	74	70	70	284	T40	52,500.00
Total							\$406,750.00

Izawa, Toshi (71.75)

Year	1st	2nd	3rd	4th	Total	Finish	Money
2003	70	74	72	71	287	T25	\$53,000.00

Jacobson, Fredrik (73.00)

Year	1st	2nd	3rd	4th	Total	Finish	Money
2003	75	74	70	69	288	T28	\$46,071.43
2004	74	76	72	74	296	T59	34,250.00
Total							\$80,321.43

Jacquelin, Raphael (74.25)

Year	1st	2nd	3rd	4th	Total	Finish	Money
2003	77	80	68	72	297	T59	\$28,625.00

Jaidee, Thongchai (72.08)

Year	1st	2nd	3rd	4th	Total	Finish	Money
2002	72	74	73	70	289	T57	\$28,500.00
2003	73	72	72	82	299	T66	27,375.00
2004	71	75	71	71	288	T41	44,500.00
2005	73	72	73	74	292	60	37,000.00
2006	71	67	71	65	274	T9	150,000.00
2007	72	74	70	72	288	T23	74,000.00
Total							\$361,375.00

James, Mark (72.50)

Year	1st	2nd	3rd	4th	Total	Finish	Money
1999	69	70	74	77	290	T25	\$41,750.00

Jimenez, Miguel (70.80)

Year	1st	2nd	3rd	4th	Total	Finish	Money
1999	72	68	69	69	278	2	\$400,000.00
2000	74	73	70	72	289	T25	46,500.00
2004	67	68	75	73	283	T16	79,000.00
2005	69	70	73	73	285	T41	48,500.00
2008	65	74	71	71	281	T26	66,500.00
Total							\$640,500.00

Jobe, Brandt (70.00)

Year	1st	2nd	3rd	4th	Total	Finish	Money
2005	68	71	71	70	280	T25	\$66,000.00

Johnson, Zach (70.60)

Year	1st	2nd	3rd	4th	Total	Finish	Money
2004	68	71	69	71	279	10	\$135,000.00
2005	68	69	74	75	286	T43	46,000.00
2006	70	71	73	73	287	T45	49,000.00
2007	72	68	73	71	284	T9	157,500.00
2008	69	72	67	68	276	T9	147,500.00
Total							\$535,000.00

Jones, Brendan (71.00)

Year	1st	2nd	3rd	4th	Total	Finish	Money
2008	76	75	66	67	284	T40	\$52,500.00

Kaplan, Richard (76.50)

Year	1st	2nd	3rd	4th	Total	Finish	Money
1999	78	75	73	80	306	61	\$25,250.00

Karlsson, Robert (71.50)

Year	1st	2nd	3rd	4th	Total	Finish	Money
1999	74	68	74	82	298	T53	\$27,125.00
2006	67	76	72	64	279	21	80,000.00
2007	74	74	68	69	285	T11	111,000.00
2008	68	70	70	74	282	T30	62,500.00
Total							\$280,625.00

Katayama, Shingo (75.75)

Year	1st	2nd	3rd	4th	Total	Finish	Money
2004	79	76	76	75	306	67	\$31,000.00
2007	81	78	74	75	308	72	35,500.00
2008	75	76	72	72	295	T73	36,375.00
Total							\$102,875.00

Kaye, Jonathan (72.63)

Year	1st	2nd	3rd	4th	Total	Finish	Money
2003	73	69	73	70	285	20	\$65,000.00
2004	70	73	73	80	296	T59	34,250.00
Total							\$99,250.00

Kaymer, Martin (72.00)

Year	1st	2nd	3rd	4th	Total	Finish	Money
2008	68	74	73	73	288	T57	\$42,250.00

Kelly, Jerry (69.75)

Year	1st	2nd	3rd	4th	Total	Finish	Money
2002	67	65	70	66	268	T4	\$235,000.00
2003	70	72	69	75	286	T21	60,000.00
2004	69	73	69	72	283	T16	79,000.00
Total							\$374,000.00

Kingston, James (73.50)

Year	1st	2nd	3rd	4th	Total	Finish	Money
2008	74	75	68	77	294	T70	\$37,000.00

Kjeldsen, Soren (71.75)

Year	1st	2nd	3rd	4th	Total	Finish	Money
2003	70	75	74	78	297	T59	\$28,625.00
2008	69	71	71	66	277	11	125,000.00
Total							\$153,625.00

Kuboya, Kenichi (74.50)

Year	1st	2nd	3rd	4th	Total	Finish	Money
2002	77	72	73	76	298	64	\$25,500.00

Lane, Barry (71.25)

Year	1st	2nd	3rd	4th	Total	Finish	Money
2004	69	72	72	72	285	T23	\$65,000.00

Langer, Bernhard (72.25)

Year	1st	2nd	3rd	4th	Total	Finish	Money
1999	71	70	80	76	297	T48	\$28,500.00
2000	75	69	76	70	290	T35	39,500.00
2002	72	68	70	70	280	T33	43,000.00
Total							\$111,000.00

Langham, Franklin (72.00)

Year	1st	2nd	3rd	4th	Total	Finish	Money
2000	68	74	76	70	288	T17	\$56,250.00

CA Championship Individual Player Records

Lawrie, Paul (72.38)

Year	1st	2nd	3rd	4th	Total	Finish	Money
1999	76	68	76	73	293	T37	\$34,500.00
2002	71	70	74	71	286	T54	30,000.00
Total							\$64,500.00

Laycock, Scott (72.50)

Year	1st	2nd	3rd	4th	Total	Finish	Money
2002	74	72	72	72	290	60	\$27,500.00

Leaney, Stephen (71.75)

Year	1st	2nd	3rd	4th	Total	Finish	Money
2002	69	67	71	70	277	T23	\$52,500.00
2004	73	75	71	78	297	63	33,000.00
Total							\$85,500.00

Lehman, Tom (72.08)

Year	1st	2nd	3rd	4th	Total	Finish	Money
1999	72	67	71	80	290	T25	\$41,750.00
2002	73	72	67	70	282	T39	37,250.00
2005	73	74	72	74	293	61	36,500.00
Total							\$115,500.00

Leonard, Justin (71.00)

Year	1st	2nd	3rd	4th	Total	Finish	Money
1999	71	67	72	76	286	T11	\$93,000.00
2000	72	74	69	74	289	T25	46,500.00
2002	68	68	69	68	273	T11	84,250.00
2004	68	68	77	73	286	T28	54,625.00
2005	75	72	71	69	287	T46	43,250.00
2008	69	74	70	70	283	T34	57,500.00
Total							\$379,125.00

Levet, Thomas (71.50)

Year	1st	2nd	3rd	4th	Total	Finish	Money
2004	73	71	73	69	286	T28	\$54,625.00

Lewis, J.L. (74.25)

Year	1st	2nd	3rd	4th	Total	Finish	Money
2003	72	74	77	74	297	T59	\$28,625.00

Zhang, Lian-wei (76.75)

Year	1st	2nd	3rd	4th	Total	Finish	Money
2004	75	77	76	79	307	68	\$30,500.00

Liang, WC (73.25)

Year	1st	2nd	3rd	4th	Total	Finish	Money
2008	74	74	71	74	293	T68	\$37,625.00

Lonard, Peter (71.56)

Year	1st	2nd	3rd	4th	Total	Finish	Money
2002	71	69	72	74	286	T54	\$30,000.00
2003	75	74	70	71	290	37	40,000.00
2004	69	70	70	76	285	T23	65,000.00
2005	73	71	69	71	284	T37	51,500.00
Total							\$186,500.00

Love III, Davis (71.26)

Year	1st	2nd	3rd	4th	Total	Finish	Money
1999	74	70	73	70	287	T16	\$70,000.00
2002	69	67	68	67	271	8	130,000.00
2003	74	77	70	71	292	T40	36,250.00
2004	74	69	69	76	288	T41	44,500.00
2005	71	68	71	67	277	T11	115,000.00
2007	74	73	77		224	WD	
Total							\$395,750.00

Lowery, Steve (68.50)

Year	1st	2nd	3rd	4th	Total	Finish	Money
2002	66	67	69	72	274	T15	\$65,000.00

Maggert, Jeff (73.63)

Year	1st	2nd	3rd	4th	Total	Finish	Money
1999	70	74	79	74	297	T48	\$28,500.00
2000	72	71	75	74	292	39	37,000.00
Total							\$65,500.00

Mahan, Hunter (71.25)

Year	1st	2nd	3rd	4th	Total	Finish	Money
2008	72	72	71	70	285	T44	\$48,875.00

Maruyama, Shigeki (71.77)

Year	1st	2nd	3rd	4th	Total	Finish	Money
2000	71	77	78	72	298	T50	\$27,750.00
2002	75				75	WD	
2004	70	70	73	70	283	T16	79,000.00
2005	74	69	67	67	277	T11	115,000.00
Total							\$221,750.00

Mattiace, Len (72.50)

Year	1st	2nd	3rd	4th	Total	Finish	Money
2002	70	73	69	72	284	T46	\$34,000.00
2003	70	74	74	78	296	T54	30,000.00
Total							\$64,000.00

May, Bob (71.63)

Year	1st	2nd	3rd	4th	Total	Finish	Money
1999	77	69	74	69	289	T20	\$52,800.00
2000	71	69	72	72	284	T11	87,166.67
Total							\$139,966.67

Mayfair, Billy (70.00)

Year	1st	2nd	3rd	4th	Total	Finish	Money
2005	69	67	73	71	280	T25	\$66,000.00

McCarron, Scott (67.25)

Year	1st	2nd	3rd	4th	Total	Finish	Money
2002	71	67	64	67	269	6	\$180,000.00

McDowell, Graeme (70.83)

Year	1st	2nd	3rd	4th	Total	Finish	Money
2004	73	70	75	71	289	T43	\$42,000.00
2005	69	70	68	68	275	T6	187,500.00
2008	72	71	70	73	286	T48	47,000.00
Total							\$276,500.00

McGinley, Paul (71.58)

Year	1st	2nd	3rd	4th	Total	Finish	Money
2000	70	77	70	73	290	T35	\$39,500.00
2004	70	75	71	70	286	T28	54,625.00
2005	73	65	72	73	283	T35	54,500.00
Total							\$148,625.00

McLardy, Andrew (72.25)

Year	1st	2nd	3rd	4th	Total	Finish	Money
2004	73	73	70	76	292	T50	\$39,000.00
2008	74	74	70	68	286	T48	47,000.00
Total							\$86,000.00

Mediate, Rocco (70.70)

Year	1st	2nd	3rd	4th	Total	Finish	Money
2000	71	78			149	WD	
2002	69	67	67	71	274	T15	\$65,000.00
2003	66	72	73	73	284	T16	71,000.00
Total							\$136,000.00

Meesawat, Prom (76.00)

Year	1st	2nd	3rd	4th	Total	Finish	Money
2007	74	71	82	77	304	T68	\$36,750.00

Micheel, Shaun (73.25)

Year	1st	2nd	3rd	4th	Total	Finish	Money
2003	72	75	71	75	293	T44	\$34,250.00

Mickelson, Phil (71.33)

Year	1st	2nd	3rd	4th	Total	Finish	Money
1999	69	71	77	78	295	T40	\$32,250.00
2002	70	72	71	64	277	T23	52,500.00
2003	73	77	70	71	291	T38	38,500.00
2005	71	69	73	68	281	T29	60,000.00
2007	77	72	70	69	288	T23	74,000.00
2008	67	74	70	69	280	T20	75,000.00
Total							\$332,250.00

CA Championship Individual Player Records

Montgomerie, Colin (71.78)

Year	1st	2nd	3rd	4th	Total	Finish	Money
1999	70	72	72	75	289	T20	\$52,800.00
2000	75	67	73	74	289	T25	46,500.00
2002	72	70	69	68	279	T31	45,500.00
2003	74	75	70	76	295	T51	31,083.33
2005	64	69	69	70	272	T3	353,666.66
2006	72	67	69	77	285	T41	52,500.00
2007	76	72	73	75	296	T55	43,000.00
2008	75	74	70	73	292	T65	38,500.00
Total							\$663,549.99

Moseley, Jarrod (72.50)

Year	1st	2nd	3rd	4th	Total	Finish	Money
1999	76	69	72	73	290	T25	\$41,750.00

Nirat, Chapchai (72.75)

Year	1st	2nd	3rd	4th	Total	Finish	Money
2008	70	70	74	77	291	T61	\$40,250.00

O'Hair, Sean (72.20)

Year	1st	2nd	3rd	4th	Total	Finish	Money
2005	68	67	71	77	283	T35	\$54,500.00
2006	70	75	71	75	291	T54	40,500.00
2008	73	75			148	WD	
Total							\$95,000.00

O'Hern, Nick (70.75)

Year	1st	2nd	3rd	4th	Total	Finish	Money
2004	68	73	75	70	286	T28	\$54,625.00
2005	75	69	71	75	290	T56	38,500.00
2006	67	69	75	70	281	T26	66,666.67
2007	72	72	66	73	283	T6	212,500.00
2008	67	75	67	66	275	T6	198,333.33
Total							\$570,625.00

O'Malley, Peter (72.75)

Year	1st	2nd	3rd	4th	Total	Finish	Money
2002	75	73	71	70	289	T57	\$28,500.00
2003	69	74	70	80	293	T44	34,250.00
Total							\$62,750.00

Oberholser, Arron (71.33)

Year	1st	2nd	3rd	4th	Total	Finish	Money
2006	69	72	66	68	275	12	\$120,000.00
2007	74	76	71	73	294	T45	49,000.00
2008	72	70	72	73	287	T51	44,750.00
Total							\$213,750.00

Ogilvie, Joe (72.00)

Year	1st	2nd	3rd	4th	Total	Finish	Money
2005	71	74	68	75	288	50	\$42,000.00

Ogilvy, Geoff (69.13)

Year	1st	2nd	3rd	4th	Total	Finish	Money
2007	72	69	71	70	282	T3	\$378,333.33
2008	65	67	68	71	271	1	1,350,000.00
Total							\$1,728,333.33

Olazabal, Jose Maria (71.29)

Year	1st	2nd	3rd	4th	Total	Finish	Money
1999	73	69	69	75	286	T11	\$93,000.00
2000	70	76	69	73	288	T17	56,250.00
2002	68	72	69	69	278	T27	48,500.00
2005	72	72	76	69	289	T51	40,500.00
2006	70	67	71	69	277	T17	85,000.00
2007	69	80	72	72	293	T35	56,500.00
Total							\$379,750.00

Oosthuizen, Louis (72.50)

Year	1st	2nd	3rd	4th	Total	Finish	Money
2006	71	70	72	69	282	T32	\$61,000.00
2007	74	75	77	69	295	T50	45,000.00
2008	74	72	70	77	293	T68	37,625.00
Total							\$143,625.00

Orr, Gary (72.25)

Year	1st	2nd	3rd	4th	Total	Finish	Money
2000	71	74	73	71	289	T25	\$46,500.00

Otto, Hennie (74.25)

Year	1st	2nd	3rd	4th	Total	Finish	Money
2003	76	73	73	72	294	T48	\$32,500.00
2007	74	73	74	79	300	T63	39,250.00
Total							\$71,750.00

Ozaki, Joe (73.13)

Year	1st	2nd	3rd	4th	Total	Finish	Money
1999	76	71	69	79	295	T40	\$32,250.00
2000	72	76	71	71	290	T35	39,500.00
Total							\$71,750.00

Pampling, Rod (72.06)

Year	1st	2nd	3rd	4th	Total	Finish	Money
1999	71	74	69	79	293	T37	\$34,500.00
2005	67	71	76	71	285	T41	48,500.00
2006	70	69	72	73	284	T38	56,000.00
2007	70	69	74	78	291	T28	66,500.00
Total							\$205,500.00

Parnevik, Jesper (75.00)

Year	1st	2nd	3rd	4th	Total	Finish	Money
2000	72	76	77		225	WD	

Parry, Craig (72.90)

Year	1st	2nd	3rd	4th	Total	Finish	Money
1999	72	73	71	73	289	T20	\$52,800.00
2002	68	71	74	72	285	T49	32,000.00
2003	76	72	75	73	296	T54	30,000.00
2006	74	74	70	75	293	58	37,000.00
2008	73	75	72	75	295	T73	36,375.00
Total							\$188,175.00

Parsons, Lucas (73.75)

Year	1st	2nd	3rd	4th	Total	Finish	Money
2000	78	72	75	70	295	T45	\$30,166.67

Pate, Steve (74.00)

Year	1st	2nd	3rd	4th	Total	Finish	Money
1999	72	74	72	78	296	T46	\$30,250.00

Paulson, Dennis (73.00)

Year	1st	2nd	3rd	4th	Total	Finish	Money
1999	76	71	68	74	289	T20	\$52,800.00
2000	75	71	72	77	295	T45	30,166.67
Total							\$82,966.67

Perks, Craig (72.75)

Year	1st	2nd	3rd	4th	Total	Finish	Money
2002	74	74	75	68	291	61	\$27,000.00

Pernice, Jr., Tom (71.63)

Year	1st	2nd	3rd	4th	Total	Finish	Money
2006	69	70	71	78	288	T48	\$46,500.00
2007	71	70	70	74	285	T11	111,000.00
Total							\$157,500.00

Perry, Chris (71.38)

Year	1st	2nd	3rd	4th	Total	Finish	Money
1999	70	67	72	76	285	T7	\$135,000.00
2000	68	72	75	71	286	16	64,000.00
Total							\$199,000.00

Perry, Kenny (70.50)

Year	1st	2nd	3rd	4th	Total	Finish	Money
2002	68	71	68	69	276	22	\$56,000.00
2003	70	74	70	74	288	T28	46,071.43
2005	76	69	69	68	282	T32	57,000.00
Total							\$159,071.43

Pettersson, Carl (71.33)

Year	1st	2nd	3rd	4th	Total	Finish	Money
2002	72	72	68	74	286	T54	\$30,000.00
2006	69	70	67	71	277	T17	85,000.00
2007	72	72	74	75	293	T35	56,500.00
Total							\$171,500.00

CA Championship Individual Player Records

Poulter, Ian (70.75)

Year	1st	2nd	3rd	4th	Total	Finish	Money
2003	73	74	68	78	293	T44	\$34,250.00
2005	67	70	72	70	279	T18	77,000.00
2006	64	71	68	66	269	T2	610,000.00
2007	73	68	75	70	286	T16	87,333.34
2008	71	72	72	73	288	T57	42,250.00
Total							\$850,833.34

Price, Nick (70.81)

Year	1st	2nd	3rd	4th	Total	Finish	Money
1999	69	71	70	74	284	T4	\$176,666.67
2000	63	72	74	72	281	T5	157,500.00
2002	68	71	69	66	274	T15	65,000.00
2003	71	73	73	77	294	T48	32,500.00
Total							\$431,666.67

Price, Phillip (73.00)

Year	1st	2nd	3rd	4th	Total	Finish	Money
2000	73	72	69	74	288	T17	\$56,250.00
2003	70	79	72	75	296	T54	30,000.00
Total							\$86,250.00

Purdy, Ted (74.25)

Year	1st	2nd	3rd	4th	Total	Finish	Money
2005	71	75	75	76	297	66	\$34,000.00

Quigley, Brett (71.13)

Year	1st	2nd	3rd	4th	Total	Finish	Money
2006	70	64	67	73	274	T9	\$150,000.00
2007	73	72	73	77	295	T50	45,000.00
Total							\$195,000.00

Randhawa, Jyoti (71.83)

Year	1st	2nd	3rd	4th	Total	Finish	Money
2003	69	77	74	76	296	T54	\$30,000.00
2005	70	70	74	75	289	T51	40,500.00
2006	66	71	71	69	277	T17	85,000.00
Total							\$155,500.00

Remesy, Jean-Francois (73.75)

Year	1st	2nd	3rd	4th	Total	Finish	Money
2004	72	71	75	77	295	T57	\$35,750.00

Riley, Chris (71.83)

Year	1st	2nd	3rd	4th	Total	Finish	Money
2002	73	68	70	71	282	T39	\$37,250.00
2003	74	73	70	71	288	T28	46,071.43
2004	70	75	73	74	292	T50	39,000.00
Total							\$122,321.43

Roberts, Loren (72.38)

Year	1st	2nd	3rd	4th	Total	Finish	Money
1999	72	72	71	80	295	T40	\$32,250.00
2003	69	75	70	70	284	T16	71,000.00
Total							\$103,250.00

Rollins, John (71.17)

Year	1st	2nd	3rd	4th	Total	Finish	Money
2002	73	72	67	71	283	T43	\$35,500.00
2007	73	70	70	78	291	T28	66,500.00
2008	74	71	67	68	280	T20	75,000.00
Total							\$177,000.00

Romero, Andres (70.50)

Year	1st	2nd	3rd	4th	Total	Finish	Money
2008	68	72	73	69	282	T30	\$62,500.00

Romero, Eduardo (71.42)

Year	1st	2nd	3rd	4th	Total	Finish	Money
2000	71	72	74	72	289	T25	\$46,500.00
2002	70	71	70	70	281	T36	40,000.00
2003	72	74	68	73	287	T25	53,000.00
Total							\$139,500.00

Rose, Justin (70.92)

Year	1st	2nd	3rd	4th	Total	Finish	Money
2002	73	70	72	69	284	T46	\$34,000.00
2003	75	69	74	70	288	T28	46,071.43
2008	70	71	70	68	279	T15	86,700.00
Total							\$166,771.43

Sabbatini, Rory (72.25)

Year	1st	2nd	3rd	4th	Total	Finish	Money
2004	71	70	70	73	284	T21	\$72,000.00
2006	73	67	73	72	285	T41	52,500.00
2007	71	75	73	74	293	T35	56,500.00
2008	72	74	69	79	294	T70	37,000.00
Total							\$218,000.00

Sandelin, Jarmo (72.25)

Year	1st	2nd	3rd	4th	Total	Finish	Money
1999	70	74	75	70	289	T20	\$52,800.00

Sato, Nobuhito (72.25)

Year	1st	2nd	3rd	4th	Total	Finish	Money
2000	73	73	72	71	289	T25	\$46,500.00

Schwartzel, Charl (71.42)

Year	1st	2nd	3rd	4th	Total	Finish	Money
2005	72	66	74	67	279	T18	\$77,000.00
2006	73	69	70	73	285	T41	52,500.00
2007	75	74	70	74	293	T35	56,500.00
Total							\$186,000.00

Scott, Adam (70.93)

Year	1st	2nd	3rd	4th	Total	Finish	Money
2002	70	70	69	73	282	T39	\$37,250.00
2003	70	73	75	74	292	T40	36,250.00
2004	67	74	73	73	287	T36	48,000.00
2005	68	70	69	74	281	T29	60,000.00
2006	67	68	65	69	269	T2	610,000.00
2007	76	71	72	80	299	T61	40,250.00
2008	67	68	69	72	276	T9	147,500.00
Total							\$979,250.00

Senior, Peter (72.88)

Year	1st	2nd	3rd	4th	Total	Finish	Money
2000	73	77	72	72	294	T42	\$33,000.00
2004	69	74	74	72	289	T43	42,000.00
Total							\$75,000.00

Sheehan, Paul (72.75)

Year	1st	2nd	3rd	4th	Total	Finish	Money
2008	72	73	72	74	291	T61	\$40,250.00

Singh, Jeev (71.50)

Year	1st	2nd	3rd	4th	Total	Finish	Money
2007	74	70	70	77	291	T28	\$66,500.00
2008	68	70	70	73	281	T26	66,500.00
Total							\$133,000.00

Singh, Vijay (69.81)

Year	1st	2nd	3rd	4th	Total	Finish	Money
1999	67	71	75	74	287	T16	\$70,000.00
2000	71	70	71	68	280	T3	287,000.00
2002	67	69	66	65	267	3	367,500.00
2003	70	70	64	72	276	T2	405,000.00
2005	67	70	69	69	275	T6	187,500.00
2006	73	75	72	72	292	T56	38,500.00
2007	74	68	69	74	285	T11	111,000.00
2008	73	68	63	68	272	T2	530,000.00
Total							\$1,996,500.00

Slocum, Heath (74.50)

Year	1st	2nd	3rd	4th	Total	Finish	Money
2008	74	72	78	74	298	77	\$35,500.00

Sluman, Jeff (71.88)

Year	1st	2nd	3rd	4th	Total	Finish	Money
1999	77	70	69	76	292	T34	\$36,000.00
2002	69	69	72	73	283	T43	35,500.00
Total							\$71,500.00

Snedeker, Brandt (71.50)

Year	1st	2nd	3rd	4th	Total	Finish	Money
2008	74	70	72	70	286	T48	\$47,000.00

Spence, Craig (75.00)

Year	1st	2nd	3rd	4th	Total	Finish	Money
1999	72	73	75	80	300	58	\$26,000.00

CA Championship Individual Player Records

Stadler, Kevin (76.00)

Year	1st	2nd	3rd	4th	Total	Finish	Money
2007	73	71	78	82	304	T68	\$36,750.00

Stenson, Henrik (70.19)

Year	1st	2nd	3rd	4th	Total	Finish	Money
2005	70	67	67	68	272	T3	\$353,666.67
2006	68	67	68	73	276	T13	98,375.00
2007	67	73	72	75	287	T19	80,000.00
2008	72	72	76	68	288	T57	42,250.00
Total							\$574,291.67

Sterne, Richard (71.25)

Year	1st	2nd	3rd	4th	Total	Finish	Money
2008	71	77	67	70	285	T44	\$48,875.00

Stolz, Andre (75.00)

Year	1st	2nd	3rd	4th	Total	Finish	Money
2004	70	76	75	79	300	65	\$32,000.00

Storm, Graeme (68.75)

Year	1st	2nd	3rd	4th	Total	Finish	Money
2008	71	70	63	71	275	T6	\$198,333.33

Stricker, Steve (71.00)

Year	1st	2nd	3rd	4th	Total	Finish	Money
2007	74	69	73	77	293	T35	\$56,500.00
2008	71	68	73	63	275	T6	198,333.34
Total							\$254,833.34

Sutherland, Kevin (69.50)

Year	1st	2nd	3rd	4th	Total	Finish	Money
2002	69	68	70	71	278	T27	\$48,500.00

Sutton, Hal (72.00)

Year	1st	2nd	3rd	4th	Total	Finish	Money
1999	75	66	69	78	288	19	\$62,000.00

Tanaka, Hidemichi (71.00)

Year	1st	2nd	3rd	4th	Total	Finish	Money
2000	71	66	70	77	284	T11	\$87,166.66

Taniguchi, Toru (72.25)

Year	1st	2nd	3rd	4th	Total	Finish	Money
2006	73	73	76	75	297	T59	\$35,500.00
2008	68	73	72	68	281	T26	66,500.00
Total							\$102,000.00

Tanihara, Hideto (76.25)

Year	1st	2nd	3rd	4th	Total	Finish	Money
2007	80	75	73	77	305	70	\$36,000.00

Taylor, Vaughn (70.50)

Year	1st	2nd	3rd	4th	Total	Finish	Money
2005	71	72	66	73	282	T32	\$57,000.00

Teshima, Taichi (73.75)

Year	1st	2nd	3rd	4th	Total	Finish	Money
2003	77	75	70	73	295	T51	\$31,083.34

Toms, David (70.63)

Year	1st	2nd	3rd	4th	Total	Finish	Money
1999	72	68	71	75	286	T11	\$93,000.00
2000	70	75	72	72	289	T25	46,500.00
2002	66	67	69	66	268	T4	235,000.00
2003	73	72	67	65	277	5	235,000.00
2004	70	74	68	69	281	T13	90,000.00
2005	68	68	70	69	275	T6	187,500.00
2006	73	75	69	73	290	53	42,000.00
2007	72	72	76	74	294	T45	49,000.00
Total							\$978,000.00

Trahan, D.J. (72.00)

Year	1st	2nd	3rd	4th	Total	Finish	Money
2008	74	73	75	66	288	T57	\$42,250.00

Triplett, Kirk (72.88)

Year	1st	2nd	3rd	4th	Total	Finish	Money
2000	72	73	71	69	285	T14	\$68,500.00
2003	74	72	70	82	298	65	27,750.00
Total							\$96,250.00

Tryba, Ted (74.25)

Year	1st	2nd	3rd	4th	Total	Finish	Money
1999	77	71	70	79	297	T48	\$28,500.00

Tway, Bob (73.00)

Year	1st	2nd	3rd	4th	Total	Finish	Money
1999	75	72	71	75	293	T37	\$34,500.00
2003	73	80	70	74	297	T59	28,625.00
2004	71	70	72	73	286	T28	54,625.00
Total							\$117,750.00

Van de Velde, Jean (72.75)

Year	1st	2nd	3rd	4th	Total	Finish	Money
1999	72	73	70	76	291	T30	\$37,750.00

van der Walt, Tjaart (74.50)

Year	1st	2nd	3rd	4th	Total	Finish	Money
2000	76	73	75	74	298	T50	\$27,750.00

Verplank, Scott (72.21)

Year	1st	2nd	3rd	4th	Total	Finish	Money
2000	71	80	76	70	297	T48	\$28,750.00
2002	68	72	68	66	274	T15	65,000.00
2003	75	75	68	77	295	T51	31,083.33
2004	71	82	72	69	294	T54	37,000.00
2005	72	69	76	77	294	T62	35,750.00
2006	70	68	73	73	284	T38	56,000.00
2008	71	70	74	69	284	T40	52,500.00
Total							\$306,083.33

Villegas, Camilo (70.25)

Year	1st	2nd	3rd	4th	Total	Finish	Money
2008	71	72	68	70	281	T26	\$66,500.00

Waldorf, Duffy (71.88)

Year	1st	2nd	3rd	4th	Total	Finish	Money
1999	74	77	73	71	295	T40	\$32,250.00
2000	70	69	72	69	280	T3	287,000.00
Total							\$319,250.00

Wall, Anthony (73.75)

Year	1st	2nd	3rd	4th	Total	Finish	Money
2006	71	76	68	74	289	T50	\$44,000.00
2007	80	73	75	73	301	T65	38,000.00
Total							\$82,000.00

Walters, Euan (73.50)

Year	1st	2nd	3rd	4th	Total	Finish	Money
2005	74	72	75	73	294	T62	\$35,750.00

Watts, Brian (74.75)

Year	1st	2nd	3rd	4th	Total	Finish	Money
1999	75	74	79	71	299	T55	\$26,500.00

Weekley, Boo (70.50)

Year	1st	2nd	3rd	4th	Total	Finish	Money
2008	72	73	69	68	282	T30	\$62,500.00

Weir, Mike (70.86)

Year	1st	2nd	3rd	4th	Total	Finish	Money
1999	73	68	72	78	291	T30	\$37,750.00
2000	68	75	65	69	277	1	1,000,000.00
2002	67	70	68	69	274	T15	65,000.00
2003	69	73	72	74	288	T28	46,071.43
2005	73	67	70	69	279	T18	77,000.00
2007	73	75	73	74	295	T50	45,000.00
2008	73	69	67	71	280	T20	75,000.00
Total							\$1,345,821.43

Westwood, Lee (70.96)

Year	1st	2nd	3rd	4th	Total	Finish	Money
1999	73	67	71	73	284	T4	\$176,666.67
2000	72	72	68	67	279	2	500,000.00
2003	72	71	71	75	289	T35	41,500.00
2004	68	69	71	73	281	T13	90,000.00
2005	71	75	75	68	289	T51	40,500.00
2006	71	66	73	72	282	T32	61,000.00
2008	71	72	72	68	283	T34	57,500.00
Total							\$967,166.67

CA Championship Individual Player Records

Wetterich, Brett (70.33)

Year	1st	2nd	3rd	4th	Total	Finish	Money
2006	70	66	69	68	273	T6	\$216,666.67
2007	72	70	67	71	280	2	800,000.00
2008	70	74	76	71	291	T61	40,250.00
Total							\$1,056,916.67

Wilson, Dean (70.75)

Year	1st	2nd	3rd	4th	Total	Finish	Money
2006	71	70	70	69	280	T22	\$75,000.00
2007	73	75	66	72	286	T16	87,333.33
Total							\$162,333.33

Wilson, Mark (72.25)

Year	1st	2nd	3rd	4th	Total	Finish	Money
2007	74	72	72	71	289	25	\$71,000.00

Wiratchant, Thaworn (72.75)

Year	1st	2nd	3rd	4th	Total	Finish	Money
2006	71	71	75	74	291	T54	\$40,500.00

Woods, Tiger (68.22)

Year	1st	2nd	3rd	4th	Total	Finish	Money
1999	71	69	70	68	278	1	\$1,000,000.00
2000	71	69	69	72	281	T5	157,500.00
2002	65	65	67	66	263	1	1,000,000.00
2003	67	66	69	72	274	1	1,050,000.00
2004	68	70	70	70	278	9	155,000.00
2005	67	68	68	67	270	1	1,300,000.00
2006	63	64	67	67	261	1	1,300,000.00
2007	71	66	68	73	278	1	1,350,000.00
2008	67	66	72	68	273	5	285,000.00
Total							\$7,597,500.00

Yang, Y.E. (75.00)

Year	1st	2nd	3rd	4th	Total	Finish	Money
2004	75	76	71	77	299	64	\$32,500.00
2007	76	77	73	75	301	T65	38,000.00
Total							\$70,500.00

Yates, Simon (71.50)

Year	1st	2nd	3rd	4th	Total	Finish	Money
2005	73	68	70	75	286	T43	\$46,000.00

Top-50 CA Championship Money Leaders

Name	Events	Earnings
1 Tiger Woods	9	\$7,597,500
2 Vijay Singh	8	1,996,500
3 Ernie Els	8	1,811,125
4 Geoff Ogilvy	2	1,728,333
5 Sergio Garcia	9	1,724,575
6 Retief Goosen	8	1,579,250
7 Mike Weir	7	1,345,821
8 Jim Furyk	8	1,292,208
9 Stuart Appleby	9	1,098,167
10 Brett Wetterich	3	1,056,917
11 Thomas Bjorn	8	994,196
12 Adam Scott	7	979,250
13 David Toms	8	978,000
14 Lee Westwood	7	967,167
15 Ian Poulter	5	850,833
16 Pdraig Harrington	8	834,250
17 David Howell	5	824,946

Name	Events	Earnings
18 John Daly	1	\$750,000
19 Robert Allenby	7	709,000
20 Colin Montgomerie	8	663,550
21 Miguel A. Jimenez	5	640,500
22 Luke Donald	5	588,667
23 Henrik Stenson	4	574,292
24 Nick O'Hern	5	570,625
25 Tim Herron	4	558,500
26 Zach Johnson	5	535,000
27 Darren Clarke	6	527,667
28 K.J. Choi	6	511,417
29 Stewart Cink	6	507,292
30 Niclas Fasth	5	468,125
31 Paul Casey	5	450,250
32 Angel Cabrera	8	440,667
33 Michael Campbell	7	438,375
34 Nick Price	4	431,667

Name	Events	Earnings
35 Trevor Immelman	6	\$406,750
36 Davis Love III	6	395,750
37 Jose Maria Olazabal	6	379,750
38 Justin Leonard	6	379,125
39 Chris DiMarco	7	377,875
40 Jerry Kelly	3	374,000
41 Thongchai Jaidee	6	361,375
42 Stephen Ames	5	341,200
43 Mark Calcavecchia	5	339,500
44 Phil Mickelson	6	332,250
45 Dudley Hart	2	328,750
46 Duffy Waldorf	2	319,250
47 Tim Clark	5	315,583
48 Scott Verplank	7	306,083
49 Aaron Baddeley	2	299,200
50 Robert Karlsson	4	280,625

Top-50 CA Championship Career Stroke Averages

Name	Average	Rounds
1 Tiger Woods	68.22	36
2 Geoff Ogilvy	69.13	8
3 Sergio Garcia	69.72	36
4 Jerry Kelly	69.75	12
5 Vijay Singh	69.81	32
6 Luke Donald	70.00	20
7 Henrik Stenson	70.19	16
8 Aaron Baddeley	70.25	8
9 Jim Furyk	70.28	32
10 Brett Wetterich	70.33	12
11 Bob Estes	70.42	12
12 Niclas Fasth	70.45	20
T13 Stuart Appleby	70.50	36
T13 David Howell	70.50	20
T13 Kenny Perry	70.50	12
16 Retief Goosen	70.56	32
17 Fred Couples	70.58	12

Name	Average	Rounds
18 Zach Johnson	70.60	20
19 Ernie Els	70.61	28
20 David Toms	70.63	32
21 Rocco Mediate	70.70	10
T22 Jose Coceres	70.75	8
T22 Lucas Glover	70.75	8
T22 Nick O'Hern	70.75	20
T22 Ian Poulter	70.75	20
T22 Dean Wilson	70.75	8
27 Miguel A. Jimenez	70.80	20
T28 Pdraig Harrington	70.81	32
T28 Nick Price	70.81	16
T30 Brad Faxon	70.83	12
T30 Graeme McDowell	70.83	12
32 Mark Calcavecchia	70.85	20
33 Mike Weir	70.86	28
34 Anders Hansen	70.88	8

Name	Average	Rounds
35 Justin Rose	70.92	12
36 Adam Scott	70.93	28
37 Stephen Ames	70.94	17
38 Lee Westwood	70.96	28
T39 Justin Leonard	71.00	24
T39 Steve Stricker	71.00	8
41 Stewart Cink	71.08	24
42 Robert Allenby	71.11	28
T43 K.J. Choi	71.13	24
T43 Trevor Immelman	71.13	24
T43 Brett Quigley	71.13	8
46 Angel Cabrera	71.16	31
47 John Rollins	71.17	12
T48 Steve Flesch	71.25	12
T48 Mark Hensby	71.25	8
50 Davis Love III	71.26	23

Note: Minimum eight rounds to qualify

Player Records



Peter Hanson
Sweden

CA Championship Field (As of 3/9/09; subject to change)

Note: Some players are eligible in multiple categories.

Official World Golf Ranking

(thru 3/2/09)

	Player	Country
1	Tiger Woods	U.S.
2	Sergio Garcia	Spain
3	Phil Mickelson	U.S.
4	Geoff Ogilvy	Australia
5	Padraig Harrington	Ireland
6	Vijay Singh	Fiji
7	Henrik Stenson	Sweden
8	Robert Karlsson	Sweden
9	Camilo Villegas	Colombia
10	Kenny Perry	U.S.
11	Anthony Kim	U.S.
12	Lee Westwood	England
13	Paul Casey	England
14	Ernie Els	South Africa
15	Steve Stricker	U.S.
16	Rory McIlroy	Northern Ireland
17	Jim Furyk	U.S.
18	Stewart Cink	U.S.
19	Adam Scott	Australia
20	Mike Weir	Canada
21	Justin Rose	England
22	K.J. Choi	South Korea
23	Martin Kaymer	Germany
24	Miguel Angel Jimenez	Spain
25	Justin Leonard	U.S.
26	Alvaro Quiros	Spain
27	Luke Donald	England
28	Ross Fisher	England
29	Trevor Immelman	South Africa
30	Zach Johnson	U.S.
31	Ian Poulter	England
32	Ben Curtis	U.S.
33	Robert Allenby	Australia
34	Tim Clark	South Africa
35	Andres Romero	Argentina
36	Jeev Milkha Singh	India
37	Retief Goosen	South Africa
38	Graeme McDowell	Northern Ireland
39	Rory Sabbatini	South Africa
40	Dustin Johnson	U.S.
41	Shingo Katayama	Japan
42	Stephen Ames	Trinidad & Tobago
43	Sean O'Hair	U.S.
44	Oliver Wilson	England
45	Aaron Baddeley	Australia
46	Richard Sterne	South Africa
47	Hunter Mahan	U.S.
48	Louis Oosthuizen	South Africa
49	Stuart Appleby	Australia
50	Boo Weekley	U.S.

Official World Golf Ranking

(thru 3/9/09)

	Player	Country
1	Tiger Woods	U.S.
2	Sergio Garcia	Spain
3	Phil Mickelson	U.S.
4	Geoff Ogilvy	Australia
5	Padraig Harrington	Ireland
6	Vijay Singh	Fiji
7	Henrik Stenson	Sweden
8	Robert Karlsson	Sweden
9	Kenny Perry	U.S.
10	Camilo Villegas	Colombia
11	Anthony Kim	U.S.
12	Lee Westwood	England
13	Paul Casey	England
14	Steve Stricker	U.S.
15	Ernie Els	South Africa
16	Rory McIlroy	Northern Ireland
17	Jim Furyk	U.S.
18	Stewart Cink	U.S.
19	Adam Scott	Australia
20	Mike Weir	Canada
21	K.J. Choi	South Korea
22	Justin Rose	England
23	Martin Kaymer	Germany
24	Alvaro Quiros	Spain
25	Miguel Angel Jimenez	Spain
26	Justin Leonard	U.S.
27	Ross Fisher	England
28	Trevor Immelman	South Africa
29	Luke Donald	England
30	Zach Johnson	U.S.
31	Robert Allenby	Australia
32	Ben Curtis	U.S.
33	Ian Poulter	England
34	Tim Clark	South Africa
35	Andres Romero	Argentina
36	Jeev Milkha Singh	India
37	Retief Goosen	South Africa
38	Dustin Johnson	U.S.
39	Graeme McDowell	Northern Ireland
40	Rory Sabbatini	South Africa
41	Shingo Katayama	Japan
42	Sean O'Hair	U.S.
43	Stephen Ames	Trinidad & Tobago
44	Oliver Wilson	England
45	Aaron Baddeley	Australia
46	Richard Sterne	South Africa
47	Hunter Mahan	U.S.
48	Louis Oosthuizen	South Africa
49	Peter Hanson	Sweden
50	Davis Love III	U.S.

CA Championship Field (As of 3/9/09; subject to change)

Note: Some players are eligible in multiple categories.

PGA TOUR 2009 FedExCup Points

Through March 2

1	Geoff Ogilvy	6	Pat Perez
2	Kenny Perry	7	Phil Mickelson
3	Dustin Johnson	8	Steve Stricker
4	Zach Johnson	9	Charley Hoffman
5	Nick Watney	10	Mike Weir

Through March 9

1	Geoff Ogilvy	6	Pat Perez
2	Kenny Perry	7	Phil Mickelson
3	Dustin Johnson	8	John Rollins
4	Zach Johnson	9	Y.E. Yang
5	Nick Watney	10	Steve Stricker

2009 European Tour Race to Dubai (through March 2 and March 9)

1	Geoff Ogilvy	6	Louis Oosthuizen
2	Paul Casey	7	Henrik Stenson
3	Rory McIlroy	8	Alvaro Quiros
4	Sergio Garcia	9	Richard Sterne
5	Oliver Wilson	10	Ross Fisher

2008 Final PGA TOUR FedExCup Points List

1	Vijay Singh	16	Trevor Immelman
2	Camilo Villegas	17	Stuart Appleby
3	Sergio Garcia	18	Hunter Mahan
4	Anthony Kim	19	Robert Allenby
5	Jim Furyk	20	Stewart Cink
6	Mike Weir	21	Carl Pettersson
7	Phil Mickelson	22	Ken Duke
8	Justin Leonard	23	Billy Mayfair
9	Ben Curtis	24	D.J. Trahan
10	K.J. Choi	25	Ryuji Imada
11	Kevin Sutherland	26	Tim Clark
12	Dudley Hart	27	Briny Baird
13	Ernie Els	28	Andres Romero
14	Steve Stricker	29	Chad Campbell
15	Kenny Perry	30	Bubba Watson

2008 Japan Tour Order of Merit

1	Shingo Katayama
2	Azuma Yano
3	Prayad Marksaeng

2008 European Tour Order of Merit

1	Robert Karlsson	11	Oliver Wilson
2	Pdraig Harrington	12	Jeev Milkha Singh
3	Lee Westwood	13	Darren Clarke
4	Miguel A. Jimenez	14	Soren Hansen
5	Graeme McDowell	15	Retief Goosen
6	Ross Fisher	16	Peter Hanson
7	Henrik Stenson	17	James Kingston
8	Martin Kaymer	18	Pablo Larrazabal
9	Sergio Garcia	19	Ian Poulter
10	Soren Kjeldsen	20	Richard Finch

2008 Australasian Tour Order of Merit

1	Mark Brown
2	Rod Pampling
3	Geoff Ogilvy

2008 Asian Tour Order of Merit

1	Jeev Milkha Singh
2	Lin Wen-Tang
3	Mark Brown

2008 Sunshine Tour Order of Merit

1	Richard Sterne
2	Garth Mulroy
3	Thomas Aiken

Countries

U.S.	27	South Korea	2
South Africa	10	Argentina	1
England	8	Colombia	1
Australia	6	Fiji	1
Spain	4	Germany	1
Sweden	4	India	1
Japan	3	Ireland	1
Northern Ireland	3	New Zealand	1
Canada	2	Taiwan	1
Denmark	2	Thailand	1

Total Countries: 20

Total Players: 80

Alphabetical Listing of Field (Subject to change)

Thomas Aiken
Robert Allenby
Stephen Ames
Stuart Appleby
Aaron Baddeley
Briny Baird
Mark Brown
Chad Campbell
Paul Casey
K.J. Choi
Stewart Cink
Tim Clark
Darren Clarke
Ben Curtis
Luke Donald
Ken Duke
Ernie Els
Richard Finch
Ross Fisher
Jim Furyk

Sergio Garcia
Retief Goosen
Soren Hansen
Peter Hanson
Padraig Harrington
Dudley Hart
Charley Hoffman
Ryuji Imada
Trevor Immelman
Miguel Angel Jimenez
Dustin Johnson
Zach Johnson
Robert Karlsson
Shingo Katayama
Martin Kaymer
Anthony Kim
James Kingston
Soren Kjeldsen
Pablo Larrazabal
Justin Leonard

Lin Wen-Tang
Davis Love III
Hunter Mahan
Prayad Marksaeng
Billy Mayfair
Graeme McDowell
Rory McIlroy
Phil Mickelson
Garth Mulroy
Geoff Ogilvy
Sean O'Hair
Louis Oosthuizen
Rod Pampling
Pat Perez
Kenny Perry
Carl Pettersson
Ian Poulter
Alvaro Quiros
John Rollins
Andres Romero

Justin Rose
Rory Sabbatini
Adam Scott
Jeev Milkha Singh
Vijay Singh
Henrik Stenson
Richard Sterne
Steve Stricker
Kevin Sutherland
D.J. Trahan
Camilo Villegas
Nick Watney
Bubba Watson
Boo Weekley
Mike Weir
Lee Westwood
Oliver Wilson
Tiger Woods
Y.E. Yang
Azuma Yano



THOMAS AIKEN

South Africa



HEIGHT: 5-10
WEIGHT: 155
BIRTHDATE: July 16, 1983
BIRTHPLACE: Johannesburg, South Africa
RESIDENCE: Johannesburg, South Africa
TURNED PROFESSIONAL: 2002

BEST PGA TOUR CAREER FINISH: T39—2008 British Open.

[As of March 9]

OFFICIAL WORLD GOLF RANKING: 291

WORLD GOLF CHAMPIONSHIPS CAREER SUMMARY

Tournament	Position	Score	Total Score	Total Par	Money
No previous World Golf Championships competition.					



ROBERT ALLENBY (allen-BEE)

Australia



HEIGHT: 6-1
WEIGHT: 185
BIRTHDATE: July 12, 1971
BIRTHPLACE: Melbourne, Australia
RESIDENCE: Melbourne, Australia
TURNED PROFESSIONAL: 1991

PGA TOUR VICTORIES (4): 2000 Shell Houston Open, Advil Western Open. 2001 Nissan Open, Marconi Pennsylvania Classic.

INTERNATIONAL VICTORIES (16): 1992 Perak Masters [Aus], Johnnie Walker Classic [Aus]. 1993 Optus Players Championship [Aus]. 1994 Heineken Australian Open [Aus], Honda Open [Eur]. 1995 Heineken Classic [Aus]. 1996 Alamo English Open [Eur], Peugeot Open de France [Eur], One2One British Masters [Eur]. 1999 Victorian Open [Aus]. 2000 Australian PGA Championship [Aus]. 2001 Australian PGA Championship [Aus]. 2003 MasterCard Australian Masters [Aus]. 2005 Australian Open [Aus], Australian PGA [Aus], Australian Masters [Aus].

WORLD GOLF CHAMPIONSHIPS CAREER SUMMARY

Tournament	Position	Score	Total Score	Total Par	Money
Accenture Match Play Championship (8-9)					
2001 Accenture Match Play Championship R1: beat Nobuhito Sato, 2 and 1 R2: lost to Dudley Hart, 5 and 4	T17				\$50,000
2002 Accenture Match Play Championship R1: lost to Kirk Triplett, 3 and 2	T33				27,500
2003 Accenture Match Play Championship R1: beat Trevor Immelman, 4 and 2 R2: beat Jeff Sluman, 1-up R3: lost to Peter Lonard, 1-down	T9				95,000
2004 Accenture Match Play Championship R1: beat Brian Davis, 3 and 2 R2: lost to Adam Scott, 23 holes	T17				75,000
2005 Accenture Match Play Championship R1: beat Todd Hamilton, 6 and 5 R2: beat Graeme McDowell, 1-up R3: beat Kirk Triplett, 2 and 1 QF: lost to Retief Goosen, 4 and 3	T5				240,000
2006 Accenture Match Play Championship R1: beat K.J. Choi, 3 and 2 R2: lost to Tiger Woods, 1-down	T17				85,000
2007 Accenture Match Play Championship R1: lost to Tim Clark, 2 and 1	T33				40,000
2008 Accenture Match Play Championship R1: lost to Henrik Stenson, 1-down	T33				40,000
2009 Accenture Match Play Championship R1: lost to Ross Fisher, 1-down	T33				45,000
					697,500
Bridgestone Invitational					
2000 NEC Invitational	T12	69-69-70-67	275	-5	110,500
2001 NEC Invitational	T23	68-67-75-72	282	+2	58,000
2002 NEC Invitational	T2	69-63-71-69	272	-12	410,000
2003 NEC Invitational	T6	69-69-68-69	275	-5	163,333
2004 NEC Invitational	T9	71-67-69-69	276	-4	116,000
2006 Bridgestone Invitational	T22	71-71-68-71	281	+1	68,000
2007 Bridgestone Invitational	81	76-74-82-80	312	+32	31,000
2008 Bridgestone Invitational	T20	71-70-70-68	279	-1	71,000
					1,027,833
CA Championship					
2000 American Express Championship	T25	69-76-73-71	289	+1	46,500
2002 American Express Championship	T31	72-70-67-70	279	-9	45,500
2003 American Express Championship	T21	72-76-73-65	286	+6	60,000
2004 American Express Championship	T54	68-74-75-77	294	+6	37,000
2006 American Express Championship	T26	69-73-69-70	281	-3	66,666
2007 CA Championship	T3	67-74-74-67	282	-6	378,333
2008 CA Championship	T20	69-75-66-70	280	-8	75,000
					709,000
	TOTAL				\$2,434,333

[As of March 9]

OFFICIAL WORLD GOLF RANKING: 31



STEPHEN AMES (AIMS)

Canada



HEIGHT: 6-1
WEIGHT: 165
BIRTHDATE: April 28, 1964
BIRTHPLACE: San Fernando, Trinidad
RESIDENCE: Calgary, Alberta, Canada
TURNED PROFESSIONAL: 1987

PGA TOUR VICTORIES (3): 2004 Cialis Western Open. 2006 THE PLAYERS Championship. 2007 Children's Miracle Network Classic presented by Walmart.

NATIONWIDE TOUR VICTORIES (1): 1991 Pensacola Open.

INTERNATIONAL VICTORIES (3): 1989 Trinidad and Tobago Open. 1994 Open V33 [Eur]. 1996 Benson and Hedges International Open [Eur].

WORLD GOLF CHAMPIONSHIPS CAREER SUMMARY

Tournament	Position	Score	Total Score	Total Par	Money
Accenture Match Play Championship (4-5)					
2005 Accenture Match Play Championship R1: lost to Mark Hensby, 7 and 6	T33				\$35,000
2006 Accenture Match Play Championship R1: lost to Tiger Woods, 9 and 8	T33				35,000
2007 Accenture Match Play Championship R1: beat Robert Karlsson, 8 and 7 R2: beat Vijay Singh, 19 holes R3: beat Stewart Cink, 3 and 1 QF: lost to Chad Campbell, 1-down	T5				260,000
2008 Accenture Match Play Championship R1: lost to Charles Howell III, 19 holes	T33				40,000
2009 Accenture Match Play Championship R1: beat Alvaro Quiros, 1-up R2: lost to Peter Hanson, 2 and 1	T17				95,000
					465,000
Bridgestone Invitational					
2004 NEC Invitational	T22	69-70-69-73	281	+1	65,000
2005 NEC Invitational	T36	74-71-68-73	286	+6	52,000
2006 Bridgestone Invitational	T18	69-70-71-70	280	E	77,000
2007 Bridgestone Invitational	T22	71-73-71-72	287	+7	66,250
2008 Bridgestone Invitational	T48	69-71-71-72	283	+3	44,250
					304,500
CA Championship					
2004 American Express Championship	T36	73-72-70-72	287	-1	48,000
2005 American Express Championship	10	72-64-71-69	276	-4	140,000
2006 American Express Championship					W/D
2007 CA Championship	T28	74-70-74-73	291	+3	66,500
2008 CA Championship	T15	73-68-68-70	279	-9	86,700
					341,200
World Cup*					
2000 World Cup [with Robert Ames]	19	68-67-67-77	279	-9	17,500
2002 World Cup [with Robert Ames]	T17	70-65-65-70	270	-18	17,750
2003 World Cup [with Robert Ames]	T15	71-74-72-77	294	+6	24,000
2006 World Cup [with Robert Ames]	T21	70-73-67-78	288	+4	21,250
					80,500
			TOTAL		\$1,191,200

* - Team Score

[As of March 9]

OFFICIAL WORLD GOLF RANKING: 43



STUART APPLEBY (apple-BEE)



HEIGHT: 6-1
WEIGHT: 195
BIRTHDATE: May 1, 1971
BIRTHPLACE: Cohuna, Australia
RESIDENCE: Orlando, FL
TURNED PROFESSIONAL: 1992

PGA TOUR VICTORIES (8): 1997 Honda Classic. 1998 Kemper Open. 1999 Shell Houston Open. 2003 Las Vegas Invitational. 2004 Mercedes Championships. 2005 Mercedes Championships. 2006 Mercedes Championships, Shell Houston Open.

NATIONWIDE TOUR VICTORIES (2): 1995 Monterrey Open, Sonoma County Open.

INTERNATIONAL VICTORIES (2): 1998 Coolum Classic [Aus]. 2001 Holden Australian Open.

OTHER VICTORIES: (1): 1999 CVS Charity Classic [with Jeff Sluman].

[As of March 9]

OFFICIAL WORLD GOLF RANKING: 52

WORLD GOLF CHAMPIONSHIPS CAREER SUMMARY

Tournament	Position	Score	Total Score	Total Par	Money
Accenture Match Play Championship (6-11)					
1999 Accenture Match Play Championship R1: lost to Bill Glasson, 2 and 1	T33				\$25,000
2000 Accenture Match Play Championship R1: lost to Scott Hoch, 1-down	T33				25,000
2001 Accenture Match Play Championship R1: beat Kenny Perry, 2 up R2: beat Per-Ulrik Johansson, 4 and 3 R3: lost to Toru Taniguchi, 2 and 1	T9				75,000
2002 Accenture Match Play Championship R1: lost to Bob Estes, 1-down	T33				27,500
2003 Accenture Match Play Championship R1: lost to Chris Riley, 1-down	T33				30,000
2004 Accenture Match Play Championship R1: beat Justin Rose, 5 and 4 R2: lost to Chris DiMarco, 19 holes	T17				75,000
2005 Accenture Match Play Championship R1: beat Joakim Haeggman, 19 holes R2: lost to Ian Poulter, 6 and 5	T17				85,000
2006 Accenture Match Play Championship R1: lost to Tom Lehman, 3 and 2	T33				35,000
2007 Accenture Match Play Championship R1: lost to Charles Howell III, 4 and 3	T33				40,000
2008 Accenture Match Play Championship R1: beat Tim Clark, 3 and 2 R2: beat Phil Mickelson, 2 and 1 R3: lost to Justin Leonard, 3 and 2	T9				130,000
2009 Accenture Match Play Championship R1: lost to Martin Kaymer, 1-down	T33				45,000
					592,500
Bridgestone Invitational					
1999 NEC Invitational	T23	72-70-72-70	284	+4	58,000
2000 NEC Invitational	T20	67-70-70-73	280	E	68,333
2001 NEC Invitational	T5	70-64-70-70	274	-6	201,666
2002 NEC Invitational	T42	70-72-74-70	286	+2	35,000
2003 NEC Invitational	T46	70-75-68-73	286	+6	31,500
2004 NEC Invitational	T9	69-70-69-68	276	-4	116,000
2005 NEC Invitational	T13	68-70-67-74	279	-1	94,400
2006 Bridgestone Invitational	T71	76-75-76-69	296	+16	31,750
2007 Bridgestone Invitational	T14	68-74-69-74	285	+5	86,583
2008 Bridgestone Invitational	T2	70-66-67-68	271	-9	635,000
					1,358,233
CA Championship					
1999 American Express Championship	T30	76-66-74-75	291	+7	37,750
2000 American Express Championship	T25	72-76-71-70	289	+1	46,500
2002 American Express Championship	T11	69-66-70-68	273	-15	84,250
2003 American Express Championship	T2	71-68-69-68	276	-4	405,000
2004 American Express Championship	T16	67-74-70-72	283	-5	79,000
2005 American Express Championship	T11	71-65-69-72	277	-3	115,000
2006 American Express Championship	T6	71-66-70-66	273	-11	216,666
2007 CA Championship	T35	79-72-71-71	293	+5	56,500
2008 CA Championship	T34	73-71-68-71	283	-5	57,500
					1,098,166
World Cup*					
2003 World Cup [with Stephen Leaney]	T15	72-76-71-75	294	+6	24,000
					24,000
			TOTAL		\$3,072,899

* - Team Score



AARON BADDELEY (BAD-a-lay)

Australia



HEIGHT: 6-1
WEIGHT: 182
BIRTHDATE: March 17, 1981
BIRTHPLACE: Lebanon, NH
RESIDENCE: Scottsdale, AZ
TURNED PROFESSIONAL: 2000

PGA TOUR VICTORIES (2): 2006 Verizon Heritage. 2007 FBR Open.

INTERNATIONAL VICTORIES (4): 1999 Holden Australian Open [Aus]. 2000 Holden Australian Open [Aus]. 2001 Greg Norman Holden International [Aus]. 2007 MasterCard Masters [Aus].

[As of March 9]

OFFICIAL WORLD GOLF RANKING: 45

WORLD GOLF CHAMPIONSHIPS CAREER SUMMARY

Tournament	Position	Score	Total Score	Total Par	Money
Accenture Match Play Championship (4-3)					
2007 Accenture Match Play Championship	T9				\$130,000
R1: beat Shingo Katayama, 1-up R2: beat Luke Donald, 1-up R3: lost to Henrik Stenson, 4 and 3					
2008 Accenture Match Play Championship	T9				130,000
R1: beat Mark Calcavecchia, 4 and 2 R2: beat David Toms, Conceded R3: lost to Tiger Woods, 20 holes					
2009 Accenture Match Play Championship	T33				45,000
R1: lost to Paul Casey, 1-down					
305,000					
Bridgestone Invitational					
2006 Bridgestone Invitational	T54	73-74-69-73	289	+9	39,500
2007 Bridgestone Invitational	T20	70-74-67-75	286	+6	75,500
2008 Bridgestone Invitational	T43	79-69-66-68	282	+2	46,600
161,600					
CA Championship					
2007 CA Championship	T6	69-71-71-72	283	-5	212,500
2008 CA Championship	T15	69-74-70-66	279	-9	86,700
299,200					
World Cup*					
2001 World Cup [with Adam Scott]	T14	66-70-64-71	271	-17	19,750
19,750					
* - Team Score					
TOTAL					\$785,550



BRINY BAIRD

United States



HEIGHT: 5-11
WEIGHT: 185
BIRTHDATE: May 11, 1972
BIRTHPLACE: Miami Beach, FL
RESIDENCE: Jupiter, FL
TURNED PROFESSIONAL: 1995

BEST PGA TOUR CAREER FINISH: 2—2001 John Deere Classic, T2—2003 Buick Open, 2004 FUNAI Classic at Walt Disney World Resort.

NATIONWIDE TOUR VICTORIES (1): 2000 Monterrey Open.

[As of March 9]

OFFICIAL WORLD GOLF RANKING: 113

WORLD GOLF CHAMPIONSHIPS CAREER SUMMARY

Tournament	Position	Score	Total Score	Total Par	Money
Accenture Match Play Championship (0-1)					
2004 Accenture Match Play Championship	T33				\$35,000
R1: lost to Davis Love III, 1-down					
TOTAL					\$35,000



MARK BROWN

United States



HEIGHT: 6-1
WEIGHT: 170
BIRTHDATE: February 9, 1975
BIRTHPLACE: Lower Hutt, New Zealand
RESIDENCE: Auckland, New Zealand
TURNED PROFESSIONAL: 1996

BEST PGA TOUR CAREER FINISH: 76—2008 World Golf Championships-CA Championship.

INTERNATIONAL VICTORIES (2): 2008 SAIL Open [Asia], Johnnie Walker Classic [Eur].

[As of March 9]

OFFICIAL WORLD GOLF RANKING: 130

WORLD GOLF CHAMPIONSHIPS CAREER SUMMARY

Tournament	Position	Score	Total Score	Total Par	Money
No previous World Golf Championships competition.					



CHAD CAMPBELL

United States



HEIGHT: 6-1
WEIGHT: 205
BIRTHDATE: May 31, 1974
BIRTHPLACE: Andrews, TX
RESIDENCE: Colleyville, TX
TURNED PROFESSIONAL: 1996

PGA TOUR VICTORIES (4): 2003 THE TOUR Championship presented by Coca-Cola. 2004 Bay Hill Invitational Presented by MasterCard. 2006 Bob Hope Chrysler Classic. 2007 Viking Classic.

NATIONWIDE TOUR VICTORIES (3): 2001 Richmond Open, Permian Basin Open, Monterey Peninsula Classic.

[As of March 9]

OFFICIAL WORLD GOLF RANKING: 74

WORLD GOLF CHAMPIONSHIPS CAREER SUMMARY

Tournament	Position	Score	Total Score	Total Par	Money
Accenture Match Play Championship (11-5)					
2004 Accenture Match Play Championship	T9				\$115,000
R1: beat Tim Herron, 3 and 2 R2: beat Loren Roberts, 3 and 1 R3: lost to Jerry Kelly, 1-down					
2005 Accenture Match Play Championship	T9				125,000
R1: beat Fredrik Jacobson, 2-up R2: beat Miguel Jimenez, 24 holes R3: lost to Retief Goosen, 19 holes					
2006 Accenture Match Play Championship	T5				240,000
R1: beat Tim Herron, 4 and 2 R2: beat Henrik Stenson, 1-up R3: beat Tiger Woods, 1-up QF: lost to Tom Lehman, 21 holes					
2007 Accenture Match Play Championship	4				475,000
R1: beat Angel Cabrera, 1-up R2: beat Jim Furyk, 19 holes R3: beat David Toms, 1-up QF: beat Stephen Ames, 1-up SF: lost to Geoff Ogilvy, 3 and 2 Consolation: lost to Trevor Immelman, 4 and 2					
					955,000
Bridgestone Invitational					
2003 NEC Invitational	T53	73-71-72-72	288	+8	28,150
2004 NEC Invitational	T69	74-74-71-75	294	+14	29,250
2005 NEC Invitational	T33	72-72-69-72	285	+5	56,000
2006 Bridgestone Invitational	T50	68-76-72-72	288	+8	41,750
2007 Bridgestone Invitational	T77	73-73-77-79	302	+22	31,750
2008 Bridgestone Invitational	T14	68-71-68-70	277	-3	95,500
					282,400
CA Championship					
2003 American Express Championship	T59	74-76-73-74	297	+17	28,625
2004 American Express Championship	T50	70-79-71-72	292	+4	39,000
2005 American Express Championship	T15	67-70-70-71	278	-2	87,333
2006 American Express Championship	T32	67-70-73-72	282	-2	61,000
2007 CA Championship	T35	75-74-72-72	293	+5	56,500
					272,458
TOTAL					\$1,509,858



PAUL CASEY

England



HEIGHT: 5-10
WEIGHT: 180
BIRTHDATE: July 21, 1977
BIRTHPLACE: Cheltenham, England
RESIDENCE: Scottsdale, AZ; Weybridge, England
TURNED PROFESSIONAL: 2000

BEST PGA TOUR CAREER FINISH: 2—2009 World Golf Championships-Accenture Match Play Championship.

INTERNATIONAL VICTORIES (9): 2001 Gleneagles Scottish PGA. 2003 ANZ Championship [Eur], Benson and Hedges International Open [Eur]. 2005 TCL Classic [Eur]. 2006 Johnnie Walker Championship at Gleneagles [Eur], Volvo China Open [Eur], HSBC World Match Play [Eur]. 2007 Abu Dhabi Golf Championship [Eur]. 2009 Abu Dhabi Championship [Eur].

OTHER VICTORIES: (1) 2004 World Golf Championships-World Cup [with Luke Donald].

[As of March 9]

OFFICIAL WORLD GOLF RANKING: 13

WORLD GOLF CHAMPIONSHIPS CAREER SUMMARY

Tournament	Position	Score	Total Score	Total Par	Money
Accenture Match Play Championship (10-7)					
2003 Accenture Match Play Championship R1: lost to Davis Love III, 5 and 4	T33				\$30,000
2004 Accenture Match Play Championship R1: lost to Shaun Micheel, 21 holes	T33				35,000
2005 Accenture Match Play Championship R1: lost to Angel Cabrera, 4 and 2	T33				35,000
2006 Accenture Match Play Championship R1: lost to Henrik Stenson, 1-down	T33				35,000
2007 Accenture Match Play Championship R1: beat Mike Weir, 1-up R2: beat Colin Montgomerie, 4 and 3 R3: beat Shaun Micheel, 1-up QF: lost to Geoff Ogilvy, 5 and 4	T5				260,000
2008 Accenture Match Play Championship R1: beat Robert Karlsson, 1-up R2: beat Bradley Dredge, 2 and 1 R3: lost to K.J. Choi, 1-down	T9				130,000
2009 Accenture Match Play Championship R1: beat Aaron Baddeley, 1-up R2: beat Mathew Goggin, 6 and 4 R3: beat Peter Hanson, 4 and 2 QF: beat Sean O'Hair, 4 and 3 SF: beat Ross Fisher, 2 and 1 Championship Match: lost to Geoff Ogilvy, 4 and 3	2				850,000
					1,375,000
Bridgestone Invitational					
2003 NEC Invitational	T17	72-66-71-70	279	-1	59,250
2004 NEC Invitational	T16	72-70-68-68	278	-2	79,333
2005 NEC Invitational	T19	75-68-67-71	281	+1	77,000
2006 Bridgestone Invitational	T4	69-69-64-71	273	-7	246,250
2007 Bridgestone Invitational	T51	67-73-76-78	294	+14	42,000
2008 Bridgestone Invitational	T8	70-71-68-65	274	-6	162,500
					666,333
CA Championship					
2003 American Express Championship	T8	73-71-66-71	281	+1	137,500
2004 American Express Championship	T21	72-70-71-71	284	-4	72,000
2006 American Express Championship	T56	74-75-72-71	292	+8	38,500
2007 CA Championship	T9	76-70-66-72	284	-4	157,500
2008 CA Championship	T51	72-75-67-73	287	-1	44,750
					450,250
World Cup*					
2001 World Cup [with Ian Poulter]	5	65-72-63-67	267	-21	57,500
2002 World Cup [with Justin Rose]	T3	65-63-62-68	258	-30	112,500
2003 World Cup [with Justin Rose]	2	73-73-66-67	279	-9	350,000
2004 World Cup [with Luke Donald]	1	61-64-68-64	257	-31	700,000
					1,220,000
			TOTAL		\$3,711,583

* - Team Score



K.J. CHOI (CHOY)

South Korea



HEIGHT: 5-8
WEIGHT: 185
BIRTHDATE: May 19, 1970
BIRTHPLACE: Wando, South Korea
RESIDENCE: The Woodlands, TX
TURNED PROFESSIONAL: 1994

PGA TOUR VICTORIES (7): **2002** Compaq Classic of New Orleans, Tampa Bay Classic presented by Buick. **2005** Chrysler Classic of Greensboro. **2006** Chrysler Championship. **2007** the Memorial Tournament presented by Morgan Stanley, AT&T National. **2008** Sony Open in Hawaii.

INTERNATIONAL VICTORIES (6): **1996** Korean Open. **1999** Ube Kosan Open [Jpn], Kirin Open [Jpn], Kolon Korean Open. **2003** Linde German Masters [Eur], S.K. Telecom Open [Asia]. **2005** S.K. Telecom Open [Asia].

WORLD GOLF CHAMPIONSHIPS CAREER SUMMARY

Tournament	Position	Score	Total Score	Total Par	Money
Accenture Match Play Championship (5-7)					
2003 Accenture Match Play Championship R1: beat Fred Funk, 1-up R2: lost to Tiger Woods, 5 and 3	T17				\$60,000
2004 Accenture Match Play Championship R1: lost to Stewart Cink, 4 and 2	T33				35,000
2005 Accenture Match Play Championship R1: lost to Tom Lehman, 4 and 2	T33				35,000
2006 Accenture Match Play Championship R1: lost to Robert Allenby, 3 and 2	T33				35,000
2007 Accenture Match Play Championship R1: beat Carl Pettersson, 2 and 1 R2: lost to Henrik Stenson, 1-down	T17				90,000
2008 Accenture Match Play Championship R1: beat Camilo Villegas, 3 and 2 R2: beat Ian Poulter, 19 holes R3: beat Paul Casey, 1-up QF: lost to Tiger Woods, 3 and 2	T5				260,000
2009 Accenture Match Play Championship R1: lost to Oliver Wilson, 3 and 1	T33				45,000
					560,000
Bridgestone Invitational					
2002 NEC Invitational	T19	73-67-73-67	280	-4	50,400
2003 NEC Invitational	T53	73-71-71-73	288	+8	28,150
2004 NEC Invitational	T58	71-73-69-77	290	+10	34,500
2005 NEC Invitational	T51	71-76-69-74	290	+10	40,250
2006 Bridgestone Invitational	T22	75-70-67-69	281	+1	68,000
2007 Bridgestone Invitational	T11	71-73-69-71	284	+4	115,333
2008 Bridgestone Invitational	T16	73-67-70-68	278	-2	82,625
					419,258
CA Championship					
2003 American Express Championship	T6	67-71-68-73	279	-1	182,500
2004 American Express Championship	T57	71-76-75-73	295	+7	35,750
2005 American Express Championship	T43	70-71-72-73	286	+6	46,000
2006 American Express Championship	T32	72-66-73-71	282	-2	61,000
2007 CA Championship	T19	71-73-71-72	287	-1	80,000
2008 CA Championship	T12	70-70-67-71	278	-10	106,166
					511,416
World Cup*					
2002 World Cup [with S.K. Ho]	T3	61-67-64-66	258	-30	112,500
2003 World Cup [with S.K. Ho]	T9	71-75-71-69	286	-2	35,833
2005 World Cup [with Ik-Je Jang]	T12	67-71-62	200	-16	27,500
					175,833
			TOTAL		\$1,666,507

* - Team Score

[As of March 9]

OFFICIAL WORLD GOLF RANKING: 21



STEWART CINK (sink)

United States



HEIGHT: 6-4
WEIGHT: 205
BIRTHDATE: May 21, 1973
BIRTHPLACE: Huntsville, AL
RESIDENCE: Duluth, GA
TURNED PROFESSIONAL: 1995

PGA TOUR VICTORIES (5): **1997** Canon Greater Hartford Open. **2000** MCI Classic. **2004** MCI Heritage, World Golf Championships-NEC Invitational. **2008** Travelers Championship.

NATIONWIDE TOUR VICTORIES (3): **1996** Ozarks Open, Colorado Classic, TOUR Championship.

INTERNATIONAL VICTORIES (2): **1996** Mexican Open. **1999** Mexican Open.

OTHER VICTORIES: (2): **2006** Wendy's 3-Tour Challenge [w/Zach Johnson and Scott Verplank]. **2007** CVS Caremark Charity Classic [w/J.J. Henry].

[As of March 9]

OFFICIAL WORLD GOLF RANKING: 18

WORLD GOLF CHAMPIONSHIPS CAREER SUMMARY

Tournament	Position	Score	Total Score	Total Par	Money
Accenture Match Play Championship (18-10)					
1999 Accenture Match Play Championship	T9				\$75,000
R1: beat Payne Stewart, 3 and 2 R2: beat Craig Parry, 3 and 2 R3: lost to Tiger Woods, 2 and 1					
2000 Accenture Match Play Championship	T33				25,000
R1: lost to Retief Goosen, 3 and 2					
2001 Accenture Match Play Championship	T33				25,000
R1: lost to Mark McNulty, 1-down					
2002 Accenture Match Play Championship	T33				27,500
R1: lost to Charles Howell III, 4 and 3					
2004 Accenture Match Play Championship	T17				75,000
R1: beat K.J. Choi, 4 and 2 R2: lost to Colin Montgomerie, 5 and 4					
2005 Accenture Match Play Championship	T5				240,000
R1: beat Fred Funk, 1-up R2: beat Tom Lehman, 2 and 1 R3: beat Davis Love III, 20 holes QF: lost to Chris DiMarco, 2 and 1					
2006 Accenture Match Play Championship	T33				35,000
R1: lost to Mike Weir, 4 and 3					
2007 Accenture Match Play Championship	T9				130,000
R1: beat Jeev Singh, 3 and 2 R2: beat Padraig Harrington, 1-up R3: lost to Stephen Ames, 3 and 1					
2008 Accenture Match Play Championship	2				800,000
R1: beat Miguel Jimenez, 4 and 3 R2: beat Padraig Harrington, 1-up R3: beat Colin Montgomerie, 4 and 2 QF: beat Angel Cabrera, 3 and 2 SF: beat Justin Leonard, 4 and 2 Championship Match: lost to Tiger Woods, 8 and 7					
2009 Accenture Match Play Championship	3				600,000
R1: beat Richard Sterne, 19 holes R2: beat Lee Westwood, 23 holes R3: beat Phil Mickelson, 1-up QF: beat Ernie Els, 2 and 1 SF: lost to Geoff Ogilvy, 4 and 2 Consolation: beat Ross Fisher, 1-up					
					2,032,500
Bridgestone Invitational					
2000 NEC Invitational	7	72-69-68-63	272	-8	170,000
2001 NEC Invitational	T13	69-67-70-72	278	-2	100,500
2002 NEC Invitational	T47	73-71-73-70	287	+3	32,550
2003 NEC Invitational	T61	70-71-74-75	290	+10	26,250
2004 NEC Invitational	1	63-68-68-70	269	-11	1,200,000
2005 NEC Invitational	T41	72-72-73-70	287	+7	47,000
2006 Bridgestone Invitational	2	70-67-64-69	270	-10	750,000
2007 Bridgestone Invitational	T56	79-67-76-73	295	+15	39,500
2008 Bridgestone Invitational	T43	68-68-74-72	282	+2	46,600
					2,412,400
CA Championship					
1999 American Express Championship	T4	75-65-71-73	284	E	176,666
2004 American Express Championship	T23	71-73-67-74	285	-3	65,000
2005 American Express Championship	T46	70-72-75-70	287	+7	43,250
2006 American Express Championship	T13	65-67-70-74	276	-8	98,375
2007 CA Championship	T45	74-68-73-79	294	+6	49,000
2008 CA Championship	T20	66-74-71-69	280	-8	75,000
					507,291
World Cup*					
2005 World Cup [with Zach Johnson]	T17	65-70-67	202	-14	23,000
2006 World Cup [with J.J. Henry]	T5	64-67-67-73	271	-13	63,333
					86,333
* - Team Score					TOTAL \$5,038,524



TIM CLARK

South Africa



HEIGHT: 5-7
WEIGHT: 165
BIRTHDATE: December 17, 1975
BIRTHPLACE: Durban, South Africa
RESIDENCE: Scottsdale, AZ
TURNED PROFESSIONAL: 1998

BEST PGA TOUR CAREER FINISH: 2—2006 Masters Tournament, 2007 John Deere Classic, Children's Miracle Network Classic presented by Wal-Mart, T2—2005 Bob Hope Chrysler Classic, 2007 U.S. Bank Championship in Milwaukee, 2008 Crowne Plaza Invitational at Colonial.

NATIONWIDE TOUR VICTORIES (2): 2000 Fort Smith Classic, Boise Open.

INTERNATIONAL VICTORIES (3): 2002 Bell's South African Open [Eur], 2005 South African Airways Open [Eur], Barclays Scottish Open [Eur].

OTHER VICTORIES: (1) 2006 CVS Charity Classic [with Nick Price].

[As of March 9]

OFFICIAL WORLD GOLF RANKING: 34

WORLD GOLF CHAMPIONSHIPS CAREER SUMMARY

Tournament	Position	Score	Total Score	Total Par	Money
Accenture Match Play Championship (3-6)					
2003 Accenture Match Play Championship R1: lost to Darren Clarke, 4 and 3	T33				\$30,000
2005 Accenture Match Play Championship R1: lost to Craig Parry, 1-down	T33				35,000
2006 Accenture Match Play Championship R1: lost to Arron Oberholser, 21 holes	T33				35,000
2007 Accenture Match Play Championship R1: beat Robert Allenby, 2 and 1 R2: lost to Tiger Woods, 5 and 4	T17				90,000
2008 Accenture Match Play Championship R1: lost to Stuart Appleby, 3 and 2	T33				40,000
2009 Accenture Match Play Championship R1: beat Retief Goosen, 3 and 2 R2: beat Tiger Woods, 4 and 2 R3: lost to Rory McIlroy, 4 and 3	T9				140,000
					370,000
Bridgestone Invitational					
2003 NEC Invitational	T64	73-69-73-76	291	+11	25,500
2004 NEC Invitational	T48	71-70-72-74	287	+7	39,750
2005 NEC Invitational	T51	71-75-72-72	290	+10	40,250
2006 Bridgestone Invitational	74	68-75-80-77	300	+20	31,250
2007 Bridgestone Invitational	T6	71-70-72-69	282	+2	202,000
2008 Bridgestone Invitational	T20	67-71-71-70	279	-1	71,000
					409,750
CA Championship					
2002 American Express Championship	62	74-69-76-73	292	+4	26,500
2005 American Express Championship	T18	69-69-72-69	279	-1	77,000
2006 American Express Championship	T26	68-70-73-70	281	-3	66,666
2007 CA Championship	T63	76-78-71-75	300	+12	39,250
2008 CA Championship	T12	71-69-66-72	278	-10	106,166
					315,583
World Cup*					
2002 World Cup [with Rory Sabbatini]	5	62-64-62-71	259	-29	57,500
2005 World Cup [with Trevor Immelman]	T12	68-67-65	200	-16	27,500
					85,000
			TOTAL		\$1,180,333

* - Team Score



DARREN CLARKE

Northern Ireland



HEIGHT: 6-2
WEIGHT: 215
BIRTHDATE: August 14, 1968
BIRTHPLACE: Dungannon, Northern Ireland
RESIDENCE: Chobham, England
TURNED PROFESSIONAL: 1990

PGA TOUR VICTORIES (2): **2000** World Golf Championships-Accenture Match Play Championship. **2003** World Golf Championships-NEC Invitational.

INTERNATIONAL VICTORIES (14): **1993** Alfred Dunhill Open [Eur]. **1996** Linde German Masters [Eur]. **1998** Benson and Hedges International Open [Eur], Volvo Masters [Eur]. **1999** Compass Group English Open [Eur]. **2000** Compass Group English Open [Eur]. **2001** Dimension Data Pro-Am [SAf], The Chunichi Crowns [Jpn], Smurfit European Open [Eur]. **2002** Compass Group English Open. **2003** Northern Ireland Masters [EurChall]. **2004** Mitsui Sumitomo VISA Taiheiyō Masters [Jpn]. **2008** BMW Asian Open [Eur], The KLM Open [Eur].

WORLD GOLF CHAMPIONSHIPS CAREER SUMMARY

Tournament	Position	Score	Total Score	Total Par	Money
Accenture Match Play Championship (14-7)					
1999 Accenture Match Play Championship R1: lost to Andrew Magee, 1-down	T33				\$25,000
2000 Accenture Match Play Championship R1: beat Paul Azinger, 2 and 1 R2: beat Mark O'Meara, 5 and 4 R3: beat Thomas Bjorn, 1 up QF: beat Hal Sutton, 1 up SF: beat David Duval, 4 and 3 Championship Match: beat Tiger Woods, 4 and 3	1				1,000,000
2002 Accenture Match Play Championship R1: lost to Matt Gogel, 2 and 1	T33				27,500
2003 Accenture Match Play Championship R1: beat Tim Clark, 4 and 3 R2: beat Davis Love III, 7 and 6 R3: beat Jim Furyk, 2-up QF: lost to Peter Lonard, 1-down	T5				200,000
2004 Accenture Match Play Championship R1: beat Eduardo Romero, 25 holes R2: beat Alex Cejka, 6 and 5 R3: beat Kenny Perry, 3 and 2 QF: beat Jerry Kelly, 5 and 3 SF: lost to Davis Love III, 21 holes Consolation: beat Stephen Leaney, 1-up	3				530,000
2005 Accenture Match Play Championship R1: lost to Graeme McDowell, 1-down	T33				35,000
2006 Accenture Match Play Championship R1: lost to Shigeki Maruyama, 4 and 3	T33				35,000
2007 Accenture Match Play Championship R1: lost to Sergio Garcia, 19 holes	T33				40,000
					1,892,500
Bridgestone Invitational					
1999 NEC Invitational	T36	73-72-69-75	289	+9	31,500
2000 NEC Invitational	T17	66-71-71-71	279	-1	83,000
2001 NEC Invitational	3	66-68-68-69	271	-9	375,000
2002 NEC Invitational	T19	66-74-68-72	280	-4	50,400
2003 NEC Invitational	1	65-70-66-67	268	-12	1,050,000
2004 NEC Invitational	T14	71-70-68-68	277	-3	87,500
2005 NEC Invitational	T28	76-68-72-68	284	+4	60,200
2007 Bridgestone Invitational	T67	70-76-76-75	297	+17	34,750
2008 Bridgestone Invitational	T6	70-71-65-67	273	-7	220,000
					1,992,350
CA Championship					
1999 American Express Championship	T40	79-67-71-78	295	+11	32,250
2000 American Express Championship	T17	74-70-74-70	288	E	56,250
2002 American Express Championship	63	75-76-70-74	295	+7	26,000
2003 American Express Championship	T38	69-82-72-68	291	+11	38,500
2004 American Express Championship	T4	71-72-65-68	276	-12	308,000
2006 American Express Championship	T26	68-71-72-70	281	-3	66,666
					527,666
			TOTAL		\$4,412,516

[As of March 9]

OFFICIAL WORLD GOLF RANKING: 76



BEN CURTIS

United States



HEIGHT: 5-11
WEIGHT: 175
BIRTHDATE: May 26, 1977
BIRTHPLACE: Columbus, OH
RESIDENCE: Stow, OH
TURNED PROFESSIONAL: 2000

PGA TOUR VICTORIES (3): 2003 British Open. 2006 Booz Allen Classic, 84 LUMBER Classic.

[As of March 9]

OFFICIAL WORLD GOLF RANKING: 32

WORLD GOLF CHAMPIONSHIPS CAREER SUMMARY

Tournament	Position	Score	Total Score	Total Par	Money
Accenture Match Play Championship (1-2)					
2004 Accenture Match Play Championship R1: beat Charles Howell III, 1-up R2: lost to Phil Mickelson, 7 and 6	T17				\$75,000
2009 Accenture Match Play Championship R1: lost to Luke Donald, 19 holes	T33				45,000
					120,000
Bridgestone Invitational					
2003 NEC Invitational	T30	64-76-72-70	282	+2	43,000
2006 Bridgestone Invitational	T42	71-72-72-70	285	+5	46,166
2007 Bridgestone Invitational	80	74-79-77-73	303	+23	31,250
					120,416
CA Championship					
2003 American Express Championship	T66	76-76-72-75	299	+19	27,375
2007 CA Championship	T58	76-75-69-77	297	+9	41,500
					68,875
			TOTAL		\$309,291



LUKE DONALD

England



HEIGHT: 5-9
WEIGHT: 160
BIRTHDATE: December 7, 1977
BIRTHPLACE: Hemel Hempstead, England
RESIDENCE: Chicago, IL
TURNED PROFESSIONAL: 2001

PGA TOUR VICTORIES (2): 2002 Southern Farm Bureau Classic. 2006 The Honda Classic.

INTERNATIONAL VICTORIES (2): 2004 Scandinavian Masters [Eur], Omega European Masters [Eur].

OTHER VICTORIES: (2): 2004 World Cup [with Paul Casey]. 2005 Target World Challenge.

[As of March 9]

OFFICIAL WORLD GOLF RANKING: 29

WORLD GOLF CHAMPIONSHIPS CAREER SUMMARY

Tournament	Position	Score	Total Score	Total Par	Money
Accenture Match Play Championship (8-5)					
2005 Accenture Match Play Championship R1: beat Zach Johnson, 4 and 3 R2: beat Kenny Perry, 1-up R3: lost to Nick O'Hern, 5 and 4	T9				\$125,000
2006 Accenture Match Play Championship R1: beat Richard Green, 2 and 1 R2: beat Shigeki Maruyama, 4 and 3 R3: lost to Retief Goosen, 1-down	T9				125,000
2007 Accenture Match Play Championship R1: beat Miguel Jimenez, 3 and 1 R2: lost to Aaron Baddeley, 1-down	T17				90,000
2008 Accenture Match Play Championship R1: beat Nick Dougherty, 2 and 1 R2: lost to Angel Cabrera, 2 and 1	T17				90,000
2009 Accenture Match Play Championship R1: beat Ben Curtis, 19 holes R2: beat Vijay Singh, 19 holes R3: lost to Ernie Els, 1 and 1	T9				140,000
					570,000
Bridgestone Invitational					
2004 NEC Invitational	T16	71-70-65-72	278	-2	79,333
2005 NEC Invitational	T6	69-67-74-67	277	-3	200,000
2006 Bridgestone Invitational	T8	67-69-70-68	274	-6	152,500
2007 Bridgestone Invitational	T22	75-75-67-70	287	+7	66,250
					498,083
CA Championship					
2004 American Express Championship	T11	67-71-71-71	280	-8	112,500
2005 American Express Championship	T11	70-71-68-68	277	-3	115,000
2006 American Express Championship	T6	68-70-67-68	273	-11	216,666
2007 CA Championship	T26	74-70-75-71	290	+2	69,500
2008 CA Championship	T20	68-72-70-70	280	-8	75,000
					588,666
World Cup*					
2004 World Cup [with Paul Casey]	1	61-64-68-64	257	-31	700,000
2005 World Cup [with David Howell]	T2	59-69-63	191	-25	275,000
2006 World Cup [with David Howell]	T15	66-70-70-72	278	-6	24,250
					999,250
			TOTAL		\$2,655,999



KEN DUKE

United States



HEIGHT: 6-1
WEIGHT: 205
BIRTHDATE: January 29, 1969
BIRTHPLACE: Hope, AR
RESIDENCE: Palm City, FL
TURNED PROFESSIONAL: 1994

BEST PGA TOUR CAREER FINISH: 2—2007 Zurich Classic of New Orleans, 2008 U.S. Bank Championship in Milwaukee, T2—Ginn sur Mer Classic.

NATIONWIDE TOUR VICTORIES (1): 2006 BMW Charity Pro-Am at The Cliffs.

INTERNATIONAL VICTORIES (2): 1999 Shell Payless Open [Can], Bayer Championship [Can].

[As of March 9]

OFFICIAL WORLD GOLF RANKING: 100

WORLD GOLF CHAMPIONSHIPS CAREER SUMMARY

Tournament	Position	Score	Total Score	Total Par	Money
No previous World Golf Championships competition.					



ERNIE ELS (Els)

South Africa



HEIGHT: 6-3
WEIGHT: 210
BIRTHDATE: October 17, 1969
BIRTHPLACE: Johannesburg, South Africa
RESIDENCE: Wentworth, England
TURNED PROFESSIONAL: 1989

WORLD GOLF CHAMPIONSHIPS CAREER SUMMARY

Tournament	Position	Score	Total Score	Total Par	Money
Accenture Match Play Championship (9-10)					
1999 Accenture Match Play Championship R1: lost to Paul Azinger, 1-down	T33				\$25,000
2000 Accenture Match Play Championship R1: beat Bernhard Langer, 2 and 1 R2: lost to Bob Estes, 1-down	T17				50,000
2001 Accenture Match Play Championship R1: beat Greg Kraft, 4 and 2 R2: beat Hidemichi Tanaka, 1 up R3: beat Jean Van de Velde, 1 up QF: beat Craig Stadler, 1 up SF: lost to Pierre Fulke, 2 and 1 Consolation: lost to Toru Taniguchi, 4 and 3	4				300,000
2002 Accenture Match Play Championship R1: beat Jeff Sluman, 4 and 3 R2: lost to Tom Lehman, 19 holes	T17				55,000
2003 Accenture Match Play Championship R1: lost to Phil Tataurangi, 20 holes	T33				30,000
2006 Accenture Match Play Championship R1: lost to Bernhard Langer, 1-down	T33				35,000
2007 Accenture Match Play Championship R1: lost to Bradley Dredge, 4 and 2	T33				40,000
2008 Accenture Match Play Championship R1: lost to Jonathan Byrd, 6 and 5	T33				40,000
2009 Accenture Match Play Championship R1: beat Soren Hansen, 4 and 2 R2: beat Steve Stricker, 3 and 2 R3: beat Luke Donald, 1 and 1 QF: lost to Stewart Cink, 2 and 1	T5				270,000
					845,000
Bridgestone Invitational					
1999 NEC Invitational	5	71-69-67-69	276	-4	234,000
2000 NEC Invitational	T12	67-71-69-68	275	-5	110,500
2001 NEC Invitational	T8	67-70-66-72	275	-5	147,500
2002 NEC Invitational	T15	71-67-67-74	279	-5	60,875
2003 NEC Invitational	T17	67-70-71-71	279	-1	59,250
2004 NEC Invitational	T65	72-77-72-72	293	+13	30,750
2006 Bridgestone Invitational	T31	68-67-70-78	283	+3	56,000
2007 Bridgestone Invitational	T22	70-77-72-68	287	+7	66,250
2008 Bridgestone Invitational	T27	69-74-69-68	280	E	60,000
					825,125
CA Championship					
1999 American Express Championship	T40	74-75-71-75	295	+11	32,250
2002 American Express Championship	T23	68-67-72-70	277	-11	52,500
2003 American Express Championship	T12	71-74-71-67	283	+3	89,375
2004 American Express Championship	1	69-64-68-69	270	-18	1,200,000
2006 American Express Championship	5	65-70-69-67	271	-13	290,000
2007 CA Championship	T11	70-70-71-74	285	-3	111,000
2008 CA Championship	75	74-75-73-74	296	+8	36,000
					1,811,125
World Cup*					
2001 World Cup [with Retief Goosen]	1	64-71-63-66	264	-24	500,000
					500,000
			TOTAL		\$3,981,250

* - Team Score

PGA TOUR VICTORIES (16): 1994 U.S. Open. 1995 GTE Byron Nelson Golf Classic. 1996 Buick Classic. 1997 U.S. Open, Buick Classic. 1998 Bay Hill Invitational. 1999 Nissan Open. 2000 The International Presented by Qwest. 2002 Genuity Championship, British Open. 2003 Mercedes Championships, Sony Open in Hawaii. 2004 Sony Open in Hawaii, the Memorial Tournament, World Golf Championships-American Express Championship. 2008 The Honda Classic.

INTERNATIONAL VICTORIES (44): 1991 Amatola Classic [SAf]. 1992 Protea Assurance South Africa Open [SAf], Lexington PGA Championship [SAf], South African Masters [SAf], Hollard Royal Swazi Sun Classic [SAf], FNB Players' Championship [SAf], Goodyear Classic [SAf]. 1993 Dunlop Phoenix Tournament [Jpn]. 1994 Dubai Desert Classic [Eur], Toyota World Match Play Championship [Eur], Johnnie Walker World Championship [Eur], Sarazen World Open. 1995 Lexington South African PGA Championship [SAf], Toyota World Match Play [Eur], Bells Cup [SAf]. 1996 South African Open [SAf], Toyota World Match Play [Eur], Johnnie Walker Super Tour Event, World Cup [indiv]. 1997 Johnnie Walker Classic [Aus], World Cup [indiv]. 1998 South African Open [SAf]. 1999 Alfred Dunhill PGA Championship [SAf], Sun City Nedbank Challenge [SAf]. 2000 Standard Life Loch Lomond [Eur], Nedbank Challenge [SAf]. 2001 Vodacom Players Championship [SAf]. 2002 Heineken Classic [Eur], Dubai Desert Classic [Eur], Cisco World Match Play [Eur], Nedbank Challenge [SAf]. 2003 Heineken Classic [Eur], Johnnie Walker Classic [Eur], The Barclay's Scottish Open [Eur], Omega European Masters [Eur], World Match Play Championship [Eur]. 2004 Heineken Classic [Eur], HSBC World Match Play Championship [Eur]. 2005 Dubai Desert Classic [Eur], Qatar Masters [Eur], BMW Asian Open [Eur], dunhill championship [Eur]. 2007 South African Open [SAf], HSBC World Match Play Championship [Eur.]

OTHER VICTORIES (4): 1997 PGA Grand Slam of Golf, Dunhill Cup [with David Frost and Retief Goosen]. 1998 Dunhill Cup [with David Frost and Retief Goosen]. 2001 World Cup [with Retief Goosen].

[As of March 9]

OFFICIAL WORLD GOLF RANKING: 15



RICHARD FINCH

England



HEIGHT: 6-2
WEIGHT: 205
BIRTHDATE: June 9, 1977
BIRTHPLACE: Hull, England
RESIDENCE: Mere, England
TURNED PROFESSIONAL: 2003

BEST PGA TOUR CAREER FINISH: T36—2008 World Golf Championships-Bridgestone Invitational.

INTERNATIONAL VICTORIES (2): 2008 New Zealand Open [Eur], Irish Open [Eur]

[As of March 9]

OFFICIAL WORLD GOLF RANKING: 149

WORLD GOLF CHAMPIONSHIPS CAREER SUMMARY

Tournament	Position	Score	Total Score	Total Par	Money
Bridgestone Invitational					
2008 Bridgestone Invitational	T36	69-75-70-67	281	+1	\$52,000
			TOTAL		\$52,000



ROSS FISHER

England



HEIGHT: 6-3
WEIGHT: 168
BIRTHDATE: November 22, 1980
BIRTHPLACE: Ascot, England
RESIDENCE: Cheam, England
TURNED PROFESSIONAL: 2004

BEST PGA TOUR CAREER FINISH: 4—2009 World Golf Championships-Accenture Match Play Championship.

INTERNATIONAL VICTORIES (2): 2007 The KLM Open [Eur]. 2008 European Open [Eur].

OTHER VICTORIES: (1) 2003 Finnish Amateur Open.

[As of March 9]

OFFICIAL WORLD GOLF RANKING: 27

WORLD GOLF CHAMPIONSHIPS CAREER SUMMARY

Tournament	Position	Score	Total Score	Total Par	Money
Accenture Match Play Championship (4-2)					
2009 Accenture Match Play Championship	4				\$490,000
R1: beat Robert Allenby, 1-up R2: beat Pat Perez, 6 and 5 R3: beat Jim Furyk, 4 and 3 QF: beat Justin Leonard, 2 and 1 SF: lost to Paul Casey, 2 and 1 Consolation: lost to Stewart Cink, 1-down					
					490,000
Bridgestone Invitational					
2008 Bridgestone Invitational	T56	69-73-70-73	285	+5	40,000
					40,000
CA Championship					
2008 CA Championship	T34	68-73-70-72	283	-5	57,500
					57,500
			TOTAL		\$587,500



JIM FURYK (FYUR-ik)

United States



HEIGHT: 6-2
WEIGHT: 185
BIRTHDATE: May 12, 1970
BIRTHPLACE: West Chester, PA
RESIDENCE: Ponte Vedra Beach, FL
TURNED PROFESSIONAL: 1992

PGA TOUR VICTORIES (13): **1995** Las Vegas Invitational. **1996** United Airlines Hawaiian Open. **1998** Las Vegas Invitational. **1999** Las Vegas Invitational. **2000** Doral-Ryder Open. **2001** Mercedes Championships. **2002** Memorial Tournament. **2003** U.S. Open, Buick Open. **2005** Cialis Western Open. **2006** Wachovia Championship, Canadian Open. **2007** Canadian Open presented by Franklin Templeton Investments.

NATIONWIDE TOUR VICTORIES (1): **1993** Mississippi Gulf Coast Classic.

INTERNATIONAL VICTORIES (3): **1997** Argentine Open. **2005** Nedbank Challenge [SAf]. **2006** Nedbank Challenge [SAf].

OTHER VICTORIES: (2): **1998** Fred Meyer Challenge [with David Duval]. **2003** PGA Grand Slam of Golf.

[As of March 9]

OFFICIAL WORLD GOLF RANKING: 17

WORLD GOLF CHAMPIONSHIPS CAREER SUMMARY

Tournament	Position	Score	Total Score	Total Par	Money
Accenture Match Play Championship (9-9)					
1999 Accenture Match Play Championship R1: lost to Patrik Sjoland, 5 and 3	T33				\$25,000
2000 Accenture Match Play Championship R1: beat Rocco Mediate, 2 and 1 R2: beat Bob Tway, 2 and 1 R3: lost to Davis Love III, 3 and 2	T9				75,000
2002 Accenture Match Play Championship R1: beat Billy Andrade, 20 holes R2: beat Toshi Izawa, 2 and 1 R3: lost to Kevin Sutherland, 4 and 3	T9				85,000
2003 Accenture Match Play Championship R1: beat Len Mattiace, 2 and 1 R2: beat Steve Lowery, 6 and 5 R3: lost to Darren Clarke, 2-down	T9				95,000
2005 Accenture Match Play Championship R1: lost to Ian Poulter, 3 and 1	T33				35,000
2006 Accenture Match Play Championship R1: lost to Zach Johnson, 1-down	T33				35,000
2007 Accenture Match Play Championship R1: beat Brett Quigley, 2 and 1 R2: lost to Chad Campbell, 19 holes	T17				90,000
2008 Accenture Match Play Championship R1: lost to Colin Montgomerie, 3 and 2	T33				40,000
2009 Accenture Match Play Championship R1: beat Anders Hansen, 2 and 1 R2: beat Martin Kaymer, 4 and 2 R3: lost to Ross Fisher, 4 and 3	T9				140,000
					620,000
Bridgestone Invitational					
1999 NEC Invitational	T10	67-72-69-71	279	-1	129,000
2000 NEC Invitational	T4	65-69-69-68	271	-9	243,333
2001 NEC Invitational	2	65-66-66-71	268	-12	500,000
2002 NEC Invitational	T6	70-67-68-70	275	-9	150,000
2003 NEC Invitational	T6	69-69-68-69	275	-5	163,333
2004 NEC Invitational	T22	68-72-71-70	281	+1	65,000
2005 NEC Invitational	T24	72-73-68-69	282	+2	69,000
2006 Bridgestone Invitational	3	69-65-69-68	271	-9	450,000
2008 Bridgestone Invitational	T27	68-69-71-72	280	E	60,000
					1,829,666
CA Championship					
1999 American Express Championship	T11	68-73-71-74	286	+2	93,000
2002 American Express Championship	T33	69-69-69-73	280	-8	43,000
2003 American Express Championship	T12	70-74-69-70	283	+3	89,375
2004 American Express Championship	T36	70-70-71-76	287	-1	48,000
2005 American Express Championship	T15	68-67-71-72	278	-2	87,333
2006 American Express Championship	4	67-65-69-69	270	-14	345,000
2007 CA Championship	T35	70-73-72-78	293	+5	56,500
2008 CA Championship	T2	69-71-64-68	272	-16	530,000
					1,292,208
World Cup*					
2003 World Cup [with Justin Leonard]	T5	71-70-68-75	284	-4	67,500
					67,500
			TOTAL		\$3,809,374

* - Team Score



SERGIO GARCIA

Spain



HEIGHT: 5-10
WEIGHT: 160
BIRTHDATE: January 9, 1980
BIRTHPLACE: Castellon, Spain
RESIDENCE: Borriol, Spain
TURNED PROFESSIONAL: 1999

PGA TOUR VICTORIES (7): **2001** MasterCard Colonial, Buick Classic. **2002** Mercedes Championships. **2004** EDS Byron Nelson Championship, Buick Classic. **2005** Booz Allen Classic. **2008** THE PLAYERS Championship.

INTERNATIONAL VICTORIES (12): **1997** Catalanian Open Championship. **1999** Murphy's Irish Open [Eur], Linde German Masters [Eur]. **2001** Trophée Lancome [Eur], Nedbank Golf Challenge [SAf]. **2002** Canarias Open de Espana [Eur], Kolon Cup Korean Open [Asia]. **2003** Nedbank Golf Challenge [SAf]. **2004** Mallorca Classic [Eur]. **2005** Omega European Masters [Eur]. **2008** Castello Masters [Eur], HSBC Champions [Eur].

OTHER VICTORIES: (1): **1999** Dunhill Cup [with Miguel Angel Jimenez and Jose Maria Olazabal].

[As of March 9]

OFFICIAL WORLD GOLF RANKING: 2

WORLD GOLF CHAMPIONSHIPS CAREER SUMMARY

Tournament	Position	Score	Total Score	Total Par	Money
Accenture Match Play Championship (8-8)					
2000 Accenture Match Play Championship R1: beat Loren Roberts, 20 holes R2: beat Mike Weir, 7 and 6 R3: lost to David Duval, 2 and 1	T9				\$75,000
2002 Accenture Match Play Championship R1: beat Lee Janzen, 3 and 2 R2: beat Charles Howell III, 1 up R3: lost to Scott McCarron, 1-down	T9				85,000
2003 Accenture Match Play Championship R1: lost to Kevin Sutherland, 2 and 1	T33				30,000
2004 Accenture Match Play Championship R1: lost to Jerry Kelly, 1-down	T33				35,000
2005 Accenture Match Play Championship R1: beat Alex Cejka, 4 and 2 R2: beat Jerry Kelly, 19 holes R3: lost to Adam Scott, 4 and 3	T9				125,000
2007 Accenture Match Play Championship R1: beat Darren Clarke, 19 holes R2: lost to Charles Howell III, 4 and 3	T17				90,000
2008 Accenture Match Play Championship R1: beat John Senden, 3 and 2 R2: lost to Boo Weekley, 3 and 1	T17				90,000
2009 Accenture Match Play Championship R1: lost to Charl Schwartzel, 1-down	T33				45,000
					575,000
Bridgestone Invitational					
1999 NEC Invitational	T7	67-70-69-72	278	-2	154,000
2002 NEC Invitational	T58	68-73-76-73	290	+6	29,500
2003 NEC Invitational	T30	64-76-69-73	282	+2	43,000
2004 NEC Invitational	T16	68-70-70-70	278	-2	79,333
2005 NEC Invitational	T13	68-70-67-74	279	-1	94,400
2006 Bridgestone Invitational	T22	69-73-68-71	281	+1	68,000
2007 Bridgestone Invitational	T20	71-77-71-67	286	+6	75,500
2008 Bridgestone Invitational	T36	69-72-68-72	281	+1	52,000
					595,733
CA Championship					
1999 American Express Championship	T7	74-69-69-73	285	+1	135,000
2000 American Express Championship	T5	69-74-74-64	281	-7	157,500
2002 American Express Championship	7	69-69-70-62	270	-18	155,000
2003 American Express Championship	T12	65-73-70-75	283	+3	89,375
2004 American Express Championship	T4	67-72-67-70	276	-12	308,000
2005 American Express Championship	T3	67-69-67-69	272	-8	353,666
2006 American Express Championship	T32	69-73-71-69	282	-2	61,000
2007 CA Championship	T3	71-70-71-70	282	-6	378,333
2008 CA Championship	T15	69-73-69-68	279	-9	86,700
					1,724,574
World Cup*					
2001 World Cup [with Miguel Angel Jimenez]	T6	63-71-65-69	268	-20	47,500
2004 World Cup [with Miguel Angel Jimenez]	2	63-68-61-66	258	-30	350,000
2005 World Cup [with Miguel Angel Jimenez]	T10	62-72-65	199	-17	33,750
					431,250
			TOTAL		\$3,326,557

* - Team Score



RETIEF GOOSEN (Re-TEEF GOO-sen)

South Africa



HEIGHT: 5-11
WEIGHT: 185
BIRTHDATE: February 3, 1969
BIRTHPLACE: Pietersburg, South Africa
RESIDENCE: Pietersburg, South Africa; South Ascot, London, England; Orlando, FL
TURNED PROFESSIONAL: 1990

WORLD GOLF CHAMPIONSHIPS CAREER SUMMARY

Tournament	Position	Score	Total Score	Total Par	Money
Accenture Match Play Championship (12-10)					
2000 Accenture Match Play Championship R1: beat Stewart Cink, 3 and 2 R2: lost to Tiger Woods, 1-down	T17				\$50,000
2001 Accenture Match Play Championship R1: beat Steve Lowery, 2 and 1 R2: lost to Jean Van de Velde, 4 and 3	T17				50,000
2002 Accenture Match Play Championship R1: beat Billy Mayfair, 4 and 3 R2: lost to Jose Maria Olazabal, 1-down	T17				55,000
2003 Accenture Match Play Championship R1: lost to Jay Haas, 5 and 3	T33				30,000
2004 Accenture Match Play Championship R1: lost to John Huston, 2 and 1	T33				35,000
2005 Accenture Match Play Championship R1: beat Stephen Leaney, 1-up R2: beat Fred Couples, 1-up R3: beat Chad Campbell, 19 holes QF: beat Robert Allenby, 4 and 3 SF: lost to Chris DiMarco, 2 and 1 Consolation: beat Ian Poulter, 20 holes	3				560,000
2006 Accenture Match Play Championship R1: beat Paul Broadhurst, 5 and 4 R2: beat Ben Crane, 2 and 1 R3: beat Luke Donald, 1-up QF: lost to Zach Johnson, 3 and 2	T5				240,000
2007 Accenture Match Play Championship R1: beat Scott Verplank, 5 and 4 R2: lost to Niclas Fasth, 1-down	T17				90,000
2008 Accenture Match Play Championship R1: lost to Andres Romero, 2 and 1	T33				40,000
2009 Accenture Match Play Championship R1: lost to Tim Clark, 3 and 2	T33				45,000
					1,195,000
Bridgestone Invitational					
2000 NEC Invitational	T24	69-74-73-67	283	+3	52,333
2001 NEC Invitational	10	72-69-64-71	276	-4	131,000
2002 NEC Invitational	T11	65-68-74-71	278	-6	78,750
2003 NEC Invitational	T17	67-69-69-74	279	-1	59,250
2005 NEC Invitational	T58	77-73-73-70	293	+13	36,500
2006 Bridgestone Invitational	T48	71-73-74-69	287	+7	43,250
2007 Bridgestone Invitational	T61	74-73-72-77	296	+16	36,750
2008 Bridgestone Invitational	T4	66-71-68-67	272	-8	310,000
					747,833
CA Championship					
1999 American Express Championship	T25	75-69-74-72	290	+6	41,750
2000 American Express Championship	T35	69-75-74-72	290	+2	39,500
2002 American Express Championship	2	67-67-68-62	264	-24	540,000
2003 American Express Championship	T8	73-69-67-72	281	+1	137,500
2004 American Express Championship	T6	68-69-68-72	277	-11	200,000
2006 American Express Championship	T45	71-70-75-71	287	+3	49,000
2007 CA Championship	T58	77-70-78-72	297	+9	41,500
2008 CA Championship	T2	71-69-64-68	272	-16	530,000
					1,579,250
World Cup*					
2000 World Cup [with Darren Fichardt]	T12	65-72-66-69	272	-16	22,500
2001 World Cup [with Ernie Els]	1	64-71-63-66	264	-24	500,000
					522,500
			TOTAL		\$4,044,583

* - Team Score

PGA TOUR VICTORIES (6): 2001 U.S. Open. 2002 BellSouth Classic. 2003 Chrysler Championship. 2004 U.S. Open, THE TOUR Championship presented by Coca-Cola. 2005 The INTERNATIONAL.

INTERNATIONAL VICTORIES (23): 1991 Iscor Newcastle Classic [SAf]. 1992 Spooonet Classic [SAf], Bushveld Classic [SAf], Witbank Classic [SAf]. 1993 Mount Edgecombe Trophy [SAf]. 1995 Phillips South African Open [SAf]. 1996 Staley Hall Northumberland Challenge [Eur]. 1997 Peugeot Open de France [Eur]. 1999 Novotel Perrier Open de France [Eur]. 2000 Trophee Lancôme [Eur]. 2001 The Scottish Open at Loch Lomond [Eur], Telefonica Open de Madrid [Eur], EMC World Cup [with Ernie Els]. 2002 Johnnie Walker Classic [Eur], Dimension Data Pro-Am [SAf]. 2003 Trophee Lancome [Eur]. 2004 Smurfit European Open [Eur], Nedbank Challenge. 2005 Volkswagen China Masters [Asia], Linde German Masters [Eur]. 2006 South African Airways Open [Eur], Volkswagen China Masters [Asia]. 2007 Comercialbank Qatar Masters [Eur]. 2009 Africa Open [SAf].

OTHER VICTORIES: (3): 1997 Dunhill Cup [with Ernie Els, David Frost]. 1998 Dunhill Cup [with Ernie Els, David Frost]. 2001 World Cup [with Ernie Els].

[As of March 9]

OFFICIAL WORLD GOLF RANKING: 37



SOREN HANSEN

Denmark



HEIGHT: 6-0
WEIGHT: 194
BIRTHDATE: March 21, 1974
BIRTHPLACE: Copenhagen, Denmark
RESIDENCE: Monaco
TURNED PROFESSIONAL: 1997

BEST PGA TOUR CAREER FINISH: T8—2002 British Open.

INTERNATIONAL VICTORIES (3): **1998** Navision Open Golf Championship [EurChall]. **2002** Murphy's Irish Open [Eur]. **2007** Mercedes-Benz Championship [Eur].

[As of March 9]

OFFICIAL WORLD GOLF RANKING: 59

WORLD GOLF CHAMPIONSHIPS CAREER SUMMARY

Tournament	Position	Score	Total Score	Total Par	Money
Accenture Match Play Championship (0-2)					
2008 Accenture Match Play Championship R1: lost to Ian Poulter, 2 and 1	T33				\$40,000
2009 Accenture Match Play Championship R1: lost to Ernie Els, 4 and 2	T33				45,000
					85,000
Bridgestone Invitational					
2002 NEC Invitational	T52	76-69-69-74	288	+4	31,250
2008 Bridgestone Invitational	T73	75-73-70-74	292	+12	32,500
					63,750
CA Championship					
2002 American Express Championship	T39	75-68-65-74	282	-6	37,250
2008 CA Championship	T70	77-77-68-72	294	+6	37,000
					74,250
World Cup*					
2001 World Cup [with Thomas Bjorn]	T2	65-69-65-65	264	-24	158,333
2002 World Cup [with Anders Hansen]	11	63-70-62-68	263	-25	27,500
2005 World Cup [with Anders Hansen]	5	64-68-63	195	-21	72,500
2006 World Cup [with Thomas Bjorn]	18	70-70-71-70	281	-3	23,000
					281,333
			TOTAL		\$504,333

* - Team Score



PETER HANSON

Sweden



HEIGHT: 6-3
WEIGHT: 187
BIRTHDATE: October 4, 1977
BIRTHPLACE: Svedala, Sweden
RESIDENCE: Trelleborg, Sweden

BEST PGA TOUR CAREER FINISH: T9—2009 World Golf Championships-Accenture Match Play Championship.

INTERNATIONAL VICTORIES (3): **2001** Günther Hamburg Classics [EurChall]. **2005** Jaztel Open de España en Andalucía [Eur.]. **2008** SAS Masters [Eur.].

[As of March 9]

OFFICIAL WORLD GOLF RANKING: 42

WORLD GOLF CHAMPIONSHIPS CAREER SUMMARY

Tournament	Position	Score	Total Score	Total Par	Money
Accenture Match Play Championship (2-2)					
2008 Accenture Match Play Championship R1: lost to Vijay Singh, 19 holes	T33				\$40,000
2009 Accenture Match Play Championship R1: beat Robert Karlsson, 3 and 2 R2: beat Stephen Ames, 2 and 1 R3: lost to Paul Casey, 4 and 2	T9				140,000
					180,000
CA Championship					
2008 CA Championship	T61	71-74-73-73	291	+3	40,250
					40,250
			TOTAL		\$220,250



PADRAIG HARRINGTON (PAW-drig)

Ireland

HEIGHT: 6-1
WEIGHT: 196
BIRTHDATE: August 31, 1971
BIRTHPLACE: Dublin, Ireland
RESIDENCE: Dublin, Ireland
TURNED PROFESSIONAL: 1995

PGA TOUR VICTORIES (5): **2005** The Honda Classic, Barclays Classic. **2007** British Open. **2008** British Open, PGA Championship.

INTERNATIONAL VICTORIES (16): **1996** Peugeot Spanish Open. **1998** Irish PGA. **2000** Brazil Sao Paulo 500 Years Open, BBVA Open Turespaña Masters Comunidad de Madrid. **2001** Volvo Masters. **2002** dunhill links championship [Eur], BMW Asian Open. **2003** Deutsche Bank-SAP Open TPC of Europe [Eur], Omega Hong Kong Open [Eur]. **2004** Linde German Masters [Eur], Irish PGA. **2005** Irish PGA. **2006** Alfred Dunhill Links Championship [Eur], Dunlop Phoenix [Jpn]. **2007** Irish Open [Eur]. **2008** Irish PGA.

OTHER VICTORIES: (1): **2002** Target World Challenge.

[As of March 9]

OFFICIAL WORLD GOLF RANKING: 5

WORLD GOLF CHAMPIONSHIPS CAREER SUMMARY

Tournament	Position	Score	Total Score	Total Par	Money
Accenture Match Play Championship (10-10)					
2000 Accenture Match Play Championship R1: lost to Jesper Parnevik, 2 and 1	T33				\$25,000
2001 Accenture Match Play Championship R1: lost to Steve Stricker, 2 and 1	T33				25,000
2002 Accenture Match Play Championship R1: lost to Steve Flesch, 3 and 2	T33				27,500
2003 Accenture Match Play Championship R1: beat John Cook, 4 and 3 R2: lost to Scott Hoch, 3 and 2	T17				60,000
2004 Accenture Match Play Championship R1: beat Toshi Izawa, 2 and 1 R2: beat Bob Estes, 3 and 2 R3: beat David Toms, 1-up QF: lost to Tiger Woods, 2 and 1	T5				225,000
2005 Accenture Match Play Championship R1: beat Jeff Maggert, 1-up R2: lost to Rory Sabbatini, 3 and 1	T17				85,000
2006 Accenture Match Play Championship R1: beat Rod Pampling, 4 and 2 R2: beat Angel Cabrera, 19 holes R3: beat Vijay Singh, 19 holes QF: lost to Davis Love III, 1-down	T5				240,000
2007 Accenture Match Play Championship R1: beat Lee Westwood, 19 holes R2: lost to Stewart Cink, 1-down	T17				90,000
2008 Accenture Match Play Championship R1: beat Jerry Kelly, 4 and 3 R2: lost to Stewart Cink, 1-down	T17				90,000
2009 Accenture Match Play Championship R1: lost to Pat Perez, 1-down	T33				45,000
					912,500
Bridgestone Invitational					
1999 NEC Invitational	T12	72-67-70-71	280	E	109,000
2000 NEC Invitational	T27	76-65-71-72	284	+4	44,000
2001 NEC Invitational	T17	68-66-73-72	279	-1	83,000
2002 NEC Invitational	T47	72-70-73-72	287	+3	32,550
2003 NEC Invitational	T39	73-71-70-70	284	+4	35,500
2004 NEC Invitational	74	77-74-70-76	297	+17	27,000
2005 NEC Invitational	T24	75-68-69-70	282	+2	69,000
2006 Bridgestone Invitational	T27	73-71-70-68	282	+2	60,500
2007 Bridgestone Invitational	T14	72-69-72-72	285	+5	86,583
2008 Bridgestone Invitational	T20	69-75-68-67	279	-1	71,000
					618,133
CA Championship					
1999 American Express Championship	T30	76-74-70-71	291	+7	37,750
2000 American Express Championship	T5	66-72-73-70	281	-7	157,500
2002 American Express Championship	21	69-70-67-69	275	-13	58,000
2003 American Express Championship	T6	71-73-69-66	279	-1	182,500
2004 American Express Championship	T6	69-69-66-73	277	-11	200,000
2005 American Express Championship	67	74-72-80-73	299	+19	33,500
2006 American Express Championship	T17	64-69-71-73	277	-7	85,000
2007 CA Championship	T19	73-70-73-71	287	-1	80,000
					834,250
World Cup*					
2000 World Cup [with Paul McGinley]	T10	64-66-66-75	271	-17	28,750
2001 World Cup [with Paul McGinley]	T14	64-72-64-71	271	-17	19,750
2002 World Cup [with Paul McGinley]	T8	64-67-62-68	261	-27	37,500
2003 World Cup [with Paul McGinley]	T5	74-77-66-67	284	-4	67,500
2004 World Cup [with Paul McGinley]	3	60-71-64-65	260	-28	200,000
2005 World Cup [with Paul McGinley]	T12	67-69-64	200	-16	27,500
2006 World Cup [with Paul McGinley]	T12	67-73-66-69	275	-9	28,750
					409,750
			TOTAL		\$2,774,633

* - Team Score



DUDLEY HART

United States



HEIGHT: 5-10
WEIGHT: 190
BIRTHDATE: August 4, 1968
BIRTHPLACE: Rochester, NY
RESIDENCE: Buffalo, NY
TURNED PROFESSIONAL: 1990

PGA TOUR VICTORIES (2): 1996 Bell Canadian Open. 2000 Honda Classic.

INTERNATIONAL VICTORIES (1): 1998 Subaru Sarazen World Open.

OTHER VICTORIES: (1): 2002 CVS Charity Classic [with Chris DiMarco].

[As of March 9]

OFFICIAL WORLD GOLF RANKING: 68

WORLD GOLF CHAMPIONSHIPS CAREER SUMMARY

Tournament	Position	Score	Total Score	Total Par	Money
Accenture Match Play Championship (2-3)					
1999 Accenture Match Play Championship R1: lost to Fred Couples, 2 up	T33				\$25,000
2000 Accenture Match Play Championship R1: lost to Tim Herron, 2 and 1	T33				25,000
2001 Accenture Match Play Championship R1: beat Skip Kendall, 6 and 5 R2: beat Robert Allenby, 5 and 4 R3: lost to Nick O'Hern, 5 and 4	T9				75,000
					125,000
CA Championship					
1999 American Express Championship	3	75-68-70-70	283	-1	300,000
2000 American Express Championship	T48	72-76-73-76	297	+9	28,750
					328,750
			TOTAL		\$453,750



CHARLEY HOFFMAN

United States



HEIGHT: 6-0
WEIGHT: 200
BIRTHDATE: December 27, 1976
BIRTHPLACE: San Diego, CA
RESIDENCE: Las Vegas, NV
TURNED PROFESSIONAL: 2000

PGA TOUR VICTORIES (1): 2007 Bob Hope Chrysler Classic.

NATIONWIDE TOUR VICTORIES (1): 2004 Permian Basin Charity Golf Classic.

[As of March 9]

OFFICIAL WORLD GOLF RANKING: 103

WORLD GOLF CHAMPIONSHIPS CAREER SUMMARY

Tournament	Position	Score	Total Score	Total Par	Money
Bridgestone Invitational					
2007 Bridgestone Invitational	T22	71-73-74-69	287	+7	\$66,250 66,250
CA Championship					
2007 CA Championship	T61	75-75-77-72	299	+11	40,250 40,250
			TOTAL		\$106,500



RYUJI IMADA (ree-YOU-gee ee-MA-da)

Japan



HEIGHT: 5-8
WEIGHT: 150
BIRTHDATE: October 19, 1976
BIRTHPLACE: Hiroshima, Japan
RESIDENCE: Tampa, FL
TURNED PROFESSIONAL: 1999

PGA TOUR VICTORIES (1): 2008 AT&T Classic.

NATIONWIDE TOUR VICTORIES (2): 2000 Virginia Beach Open. 2004 BMW Charity Pro-Am at The Cliffs.

[As of March 9]

OFFICIAL WORLD GOLF RANKING: 73

WORLD GOLF CHAMPIONSHIPS CAREER SUMMARY

Tournament	Position	Score	Total Score	Total Par	Money
CA Championship					
2008 CA Championship	T34	68-73-73-69	283	-5	\$57,500
			TOTAL		\$57,500



TREVOR IMMELMAN

South Africa



HEIGHT: 5-9
WEIGHT: 178
BIRTHDATE: December 16, 1979
BIRTHPLACE: Cape Town, South Africa
RESIDENCE: Orlando, FL
TURNED PROFESSIONAL: 1999

PGA TOUR VICTORIES (2): 2006 Cialis Western Open. 2008 Masters Tournament.

INTERNATIONAL VICTORIES (6): 2000 Vodacom Players Championship [SAfr]. 2003 South African Airways Open [Eur], Dimension Data Pro-Am [SAfr]. 2004 South African Airways Open [Eur], Deutsche Bank-SAP Open TPC of Europe [Eur]. 2007 Nedbank Challenge [SAf].

OTHER VICTORIES (1): 2003 World Cup [with Rory Sabbatini].

WORLD GOLF CHAMPIONSHIPS CAREER SUMMARY

Tournament	Position	Score	Total Score	Total Par	Money
Accenture Match Play Championship (7-6)					
2003 Accenture Match Play Championship R1: lost to Robert Allenby, 4 and 2	T33				\$30,000
2004 Accenture Match Play Championship R1: beat Shigeki Maruyama, 2 and 1 R2: lost to Tiger Woods, 5 and 4	T17				75,000
2005 Accenture Match Play Championship R1: lost to Adam Scott, 1-down	T33				35,000
2007 Accenture Match Play Championship R1: beat Thomas Bjorn, 6 and 5 R2: beat Chris DiMarco, 3 and 1 R3: beat Ian Poulter, 2 and 1 QF: beat Justin Rose, 5 and 4 SF: lost to Henrik Stenson, 3 and 2 Consolation: beat Chad Campbell, 4 and 2	3				575,000
2008 Accenture Match Play Championship R1: beat Shingo Katayama, 1-up R2: lost to Henrik Stenson, 25 holes	T17				90,000
2009 Accenture Match Play Championship R1: lost to Shingo Katayama, 3 and 2	T33				45,000
					850,000
Bridgestone Invitational					
2003 NEC Invitational	T9	70-68-70-68	276	-4	116,750
2004 NEC Invitational	T32	73-69-72-69	283	+3	51,000
2005 NEC Invitational	T19	73-71-71-66	281	+1	77,000
2006 Bridgestone Invitational	T13	69-70-68-70	277	-3	95,000
2007 Bridgestone Invitational	T36	73-76-69-71	289	+9	53,500
2008 Bridgestone Invitational	T36	75-64-68-74	281	+1	52,000
					445,250
CA Championship					
2002 American Express Championship	T27	71-71-67-69	278	-10	48,500
2003 American Express Championship	T44	70-77-71-75	293	+13	34,250
2004 American Express Championship	T23	71-71-72-71	285	-3	65,000
2006 American Express Championship	T9	68-68-68-70	274	-10	150,000
2007 CA Championship	T35	72-68-74-79	293	+5	56,500
2008 CA Championship	T40	70-74-70-70	284	-4	52,500
					406,750
World Cup*					
2003 World Cup [with Rory Sabbatini]	1	70-69-63-73	275	-13	700,000
2004 World Cup [with Rory Sabbatini]	4	66-65-64-68	263	-25	100,000
2005 World Cup [with Tim Clark]	T12	68-67-65	200	-16	27,500
					827,500
			TOTAL		\$2,529,500

* - Team Score

[As of March 9]

OFFICIAL WORLD GOLF RANKING: 28



MIGUEL ANGEL JIMENEZ (ME-gehl ahn-HEL HIM-en-ez)

Spain



HEIGHT: 5-10
WEIGHT: 165
BIRTHDATE: January 5, 1964
BIRTHPLACE: Malaga, Spain
RESIDENCE: Malaga, Spain
TURNED PROFESSIONAL: 1982

BEST PGA TOUR CAREER FINISH: 2—1999 World Golf Championships-American Express Championship, T2—2000 U.S. Open.

INTERNATIONAL VICTORIES (16): 1992 Piaget Belgian Open. 1994 Heineken Dutch Open. 1998 Turespana Masters Open Baleares, Trophée Lancome. 1999 Smurfit European Team Pro-Am, Turespana Masters Open, Volvo Masters. 2003 Turespana Mallorca Classic. 2004 Johnnie Walker Classic [Eur], Algarve Open [Eur], BMW Asian Open [Eur], BMW International Open [Eur]. 2005 Omega Hong Kong Open [Eur], Celtic Manor Resort Wales Open [Eur]. 2007 UBS Hong Kong Open [Eur]. 2008 BMW PGA Championship [Eur].

OTHER VICTORIES (5): 1988 Open de Linforatique [Fr]. 1999 Benson & Hedges Trophy [with Xonia Wunach-Ruiz], Oki Telepizza Olivia Nova [Sp], Dunhill Cup [with Sergio Garcia and Jose Maria Olazabal]. 2000 Dunhill Cup [with Miguel Angel Martin].

[As of March 9]

OFFICIAL WORLD GOLF RANKING: 25

WORLD GOLF CHAMPIONSHIPS CAREER SUMMARY

Tournament	Position	Score	Total Score	Total Par	Money
Accenture Match Play Championship (6-8)					
1999 Accenture Match Play Championship R1: lost to Justin Leonard, 4 and 3	T33				\$25,000
2000 Accenture Match Play Championship R1: beat Brent Geiberger, 19 holes R2: beat Tom Lehman, 4 and 3 R3: beat Bob Estes, 2 and 1 QF: lost to Davis Love III, 3 and 2	T5				150,000
2004 Accenture Match Play Championship R1: lost to Adam Scott, 2 and 1	T33				35,000
2005 Accenture Match Play Championship R1: beat Rod Pampling, 3 and 2 R2: lost to Chad Campbell, 24 holes	T17				85,000
2006 Accenture Match Play Championship R1: beat Rory Sabbatini, 2 and 1 R2: lost to Vijay Singh, 2 and 1	T17				85,000
2007 Accenture Match Play Championship R1: lost to Luke Donald, 3 and 1	T33				40,000
2008 Accenture Match Play Championship R1: lost to Stewart Cink, 4 and 3	T33				40,000
2009 Accenture Match Play Championship R1: beat Rory Sabbatini, 2 and 1 R2: lost to Camilo Villegas, 5 and 4	T17				95,000
					555,000
Bridgestone Invitational					
1999 NEC Invitational	T27	72-70-70-74	286	+6	41,333
2000 NEC Invitational	36	69-74-72-73	288	+8	31,000
2001 NEC Invitational	T36	70-72-74-76	292	+12	30,000
2004 NEC Invitational	T27	71-70-72-69	282	+2	58,000
2005 NEC Invitational	57	76-75-73-67	291	+11	38,500
2006 Bridgestone Invitational	T54	70-72-77-70	289	+9	39,500
2008 Bridgestone Invitational	T10	70-66-70-69	275	-5	133,000
					371,333
CA Championship					
1999 American Express Championship	2	72-68-69-69	278	-6	400,000
2000 American Express Championship	T25	74-73-70-72	289	+1	46,500
2004 American Express Championship	T16	67-68-75-73	283	-5	79,000
2005 American Express Championship	T41	69-70-73-73	285	+5	48,500
2008 CA Championship	T26	65-74-71-71	281	-7	66,500
					640,500
World Cup*					
2000 World Cup [with Jose Maria Olazabal]	T7	63-69-67-71	270	-18	40,000
2001 World Cup [with Sergio Garcia]	T6	63-71-65-69	268	-20	47,500
2003 World Cup [with Ignacio Garrido]	14	71-75-66-81	293	+5	25,000
2004 World Cup [with Sergio Garcia]	2	63-68-61-66	258	-30	350,000
2005 World Cup [with Sergio Garcia]	T10	62-72-65	199	-17	33,750
2006 World Cup [with Angel Cabrera]	T5	64-67-67-73	271	-13	63,333
					559,583
			TOTAL		\$2,126,416

* - Team Score



DUSTIN JOHNSON

United States



HEIGHT: 6-4
WEIGHT: 190
BIRTHDATE: June 22, 1984
BIRTHPLACE: Columbia, SC
RESIDENCE: Myrtle Beach, SC
TURNED PROFESSIONAL: 2007

PGA TOUR VICTORIES (2): 2008 Turning Stone Resort Championship, 2009 AT&T Pebble Beach National Pro-Am.

[As of March 9]

OFFICIAL WORLD GOLF RANKING: 38

WORLD GOLF CHAMPIONSHIPS CAREER SUMMARY

Tournament	Position	Score	Total Score	Total Par	Money
Accenture Match Play Championship (0-1)					
2009 Accenture Match Play Championship R1: lost to Steve Stricker, 2 and 1	T33				\$45,000
TOTAL					\$45,000



ZACH JOHNSON

United States



HEIGHT: 5-11
WEIGHT: 160
BIRTHDATE: February 24, 1976
BIRTHPLACE: Cedar Rapids, IA
RESIDENCE: St. Simons Island, GA
TURNED PROFESSIONAL: 1998

PGA TOUR VICTORIES (5): 2004 BellSouth Classic, 2007 Masters Tournament, AT&T Classic, 2008 Valero Texas Open, 2009 Sony Open in Hawaii.

NATIONWIDE TOUR VICTORIES (2): 2003 Rheem Classic, Envirocare Utah Classic.

OTHER VICTORIES: (1): 2006 Wendy's 3-Tour Challenge [w/Stewart Cink and Scott Verplank].

[As of March 9]

OFFICIAL WORLD GOLF RANKING: 30

WORLD GOLF CHAMPIONSHIPS CAREER SUMMARY

Tournament	Position	Score	Total Score	Total Par	Money
Accenture Match Play Championship (6-5)					
2005 Accenture Match Play Championship R1: lost to Luke Donald, 4 and 3	T33				\$35,000
2006 Accenture Match Play Championship R1: beat Jim Furyk, 1-up R2: beat Sean O'Hair, 1-up R3: beat Shingo Katayama, 4 and 3 QF: beat Retief Goosen, 3 and 2 SF: lost to Davis Love III, 4 and 2 Consolation: beat Tom Lehman, 1-up	3				560,000
2007 Accenture Match Play Championship R1: lost to Henrik Stenson, 1-down	T33				40,000
2008 Accenture Match Play Championship R1: lost to David Toms, 2 and 1	T33				40,000
2009 Accenture Match Play Championship R1: beat Graeme McDowell, 3 and 1 R2: lost to Phil Mickelson, 1-down	T17				95,000
770,000					
Bridgestone Invitational					
2004 NEC Invitational	T22	65-73-73-70	281	+1	65,000
2005 NEC Invitational	T9	70-70-69-69	278	-2	135,000
2006 Bridgestone Invitational	T36	71-68-72-73	284	+4	50,500
2007 Bridgestone Invitational	T11	71-65-76-72	284	+4	115,333
2008 Bridgestone Invitational	T16	67-68-72-71	278	-2	82,625
448,458					
CA Championship					
2004 American Express Championship	10	68-71-69-71	279	-9	135,000
2005 American Express Championship	T43	68-69-74-75	286	+6	46,000
2006 American Express Championship	T45	70-71-73-73	287	+3	49,000
2007 CA Championship	T9	72-68-73-71	284	-4	157,500
2008 CA Championship	T9	69-72-67-68	276	-12	147,500
535,000					
World Cup*					
2005 World Cup [with Stewart Cink]	T17	65-70-67	202	-14	23,000
23,000					
TOTAL					\$1,776,458

* - Team Score



ROBERT KARLSSON

Sweden



HEIGHT: 6-5
WEIGHT: 198
BIRTHDATE: September 3, 1969
BIRTHPLACE: Katrineholm, Sweden
RESIDENCE: Monaco
TURNED PROFESSIONAL: 1989

BEST PGA TOUR CAREER FINISH: T4—2008 U.S. Open.

INTERNATIONAL VICTORIES (9): **1995** Turespana Open Mediterraneo [Eur]. **1997** BMW International [Eur]. **1999** Belgacom Open [Eur]. **2001** Via Digital Open de Espana [Eur]. **2002** Omega European Masters [Eur]. **2006** The Celtic Manor Wales Open [Eur], Deutsche Bank Players Championship of Europe [Eur]. **2008** Mercedes-Benz Championship [Eur], Alfred Dunhill Links Championship [Eur].

OTHER VICTORIES: (1): **2008** OMEGA Mission Hills World Cup [with Henrik Stenson].

[As of March 9]

OFFICIAL WORLD GOLF RANKING: 8

WORLD GOLF CHAMPIONSHIPS CAREER SUMMARY

Tournament	Position	Score	Total Score	Total Par	Money
Accenture Match Play Championship (0-4)					
2003 Accenture Match Play Championship R1: lost to Phil Mickelson, 1-down	T33				\$30,000
2007 Accenture Match Play Championship R1: lost to Stephen Ames, 8 and 7	T33				40,000
2008 Accenture Match Play Championship R1: lost to Paul Casey, 1-down	T33				40,000
2009 Accenture Match Play Championship R1: lost to Peter Hanson, 3 and 2	T33				45,000
					155,000
Bridgestone Invitational					
2003 NEC Invitational	T77	72-72-77-73	294	+14	22,000
2006 Bridgestone Invitational	T62	75-70-73-74	292	+12	36,000
2007 Bridgestone Invitational	T69	76-72-72-78	298	+18	33,500
2008 Bridgestone Invitational	T20	71-67-71-70	279	-1	71,000
					162,500
CA Championship					
1999 American Express Championship	T53	74-68-74-82	298	+14	27,125
2006 American Express Championship	21	67-76-72-64	279	-5	80,000
2007 CA Championship	T11	74-74-68-69	285	-3	111,000
2008 CA Championship	T30	68-70-70-74	282	-6	62,500
					280,625
World Cup*					
2001 World Cup [with Niclas Fasth]	16	62-73-66-71	272	-16	19,000
					19,000
			TOTAL		\$617,125

* - Team Score



SHINGO KATAYAMA (CAW-tuh-yaw-muh)

Japan



HEIGHT: 5-7
WEIGHT: 160
BIRTHDATE: January 31, 1973
BIRTHPLACE: Ibaragi, Japan
RESIDENCE: Tokyo, Japan
TURNED PROFESSIONAL: 1995

BEST PGA TOUR CAREER FINISH: T4—2001 PGA Championship.

INTERNATIONAL VICTORIES (26): 1998 Sanko Grand Summer Championship [Jpn]. 1999 JCB Classic [Jpn]. 2000 Asia Pacific Open [Jpn], Munsingwear Open [Jpn], Dunlop Phoenix [Jpn], JT Cup [Jpn], Okinawa Open [Jpn]. 2001 Token Corporation Cup [Jpn], Asia Pacific Open [Jpn], Suntory Open [Jpn]. 2002 Suntory Open [Jpn], JT Cup [Jpn]. 2003 Japan PGA Championship [Jpn], ABC Championship. 2004 The Crowns [Jpn], Woodone Open Hiroshima [Jpn]. 2005 Japan Open [Jpn], ABC Championship [Jpn]. 2006 The Crowns [Jpn], Fujisankei Classic [Jpn], ABC Championship [Jpn]. 2007 UBS Japan Golf Tour Championship [Jpn], Bridgestone Open [Jpn]. 2008 Japan PGA Championship, Japan Open, Taiheiy Masters [Jpn].

WORLD GOLF CHAMPIONSHIPS CAREER SUMMARY

Tournament	Position	Score	Total Score	Total Par	Money
Accenture Match Play Championship (3-8)					
2002 Accenture Match Play Championship R1: lost to Lee Westwood, 4 and 3	T33				\$27,500
2003 Accenture Match Play Championship R1: lost to Rocco Mediate, 1-down	T33				30,000
2004 Accenture Match Play Championship R1: lost to Vijay Singh, 5 and 3	T33				35,000
2005 Accenture Match Play Championship R1: lost to Vijay Singh, 4 and 3	T33				35,000
2006 Accenture Match Play Championship R1: beat Paul McGinley, 2 and 1 R2: beat Colin Montgomerie, 3 and 2 R3: lost to Zach Johnson, 4 and 3	T9				125,000
2007 Accenture Match Play Championship R1: lost to Aaron Baddeley, 1-down	T33				40,000
2008 Accenture Match Play Championship R1: lost to Trevor Immelman, 1-down	T33				40,000
2009 Accenture Match Play Championship R1: beat Trevor Immelman, 3 and 2 R2: lost to Geoff Ogilvy, 19 holes	T17				95,000
					427,500
Bridgestone Invitational					
2007 Bridgestone Invitational	T46	71-73-75-74	293	+13	44,500 44,500
CA Championship					
2004 American Express Championship	67	79-76-76-75	306	+18	31,000
2007 CA Championship	72	81-78-74-75	308	+20	35,500
2008 CA Championship	T73	75-76-72-72	295	+7	36,375
					102,875
			TOTAL		\$574,875

[As of March 9]

OFFICIAL WORLD GOLF RANKING: 41



MARTIN KAYMER (KY-mer)

Germany



HEIGHT: 6-0
WEIGHT: 165
BIRTHDATE: December 28, 1984
BIRTHPLACE: Dusseldorf, Germany
RESIDENCE: Mettmann, Germany
TURNED PROFESSIONAL: 2005

BEST PGA TOUR CAREER FINISH: T17—2009 World Golf Championships-Accenture Match Play Championship.

INTERNATIONAL VICTORIES (4): 2006 Vodafone Challenge [EurChall], Open des Volcans [EurChall]. 2008 Abu Dhabi Championship [Eur], BMW International Open [Eur].

WORLD GOLF CHAMPIONSHIPS CAREER SUMMARY

Tournament	Position	Score	Total Score	Total Par	Money
Accenture Match Play Championship (1-2)					
2008 Accenture Match Play Championship R1: lost to Boo Weekley, 2 and 1	T33				\$40,000
2009 Accenture Match Play Championship R1: beat Stuart Appleby, 1-up R2: lost to Jim Furyk, 4 and 2	T17				95,000
					135,000
Bridgestone Invitational					
2008 Bridgestone Invitational	T68	72-79-68-70	289	+9	34,500 34,500
CA Championship					
2008 CA Championship	T57	68-74-73-73	288	E	42,250 42,250
			TOTAL		\$211,750

[As of March 9]

OFFICIAL WORLD GOLF RANKING: 23



ANTHONY KIM

United States



HEIGHT: 5-10
WEIGHT: 160
BIRTHDATE: June 19, 1985
BIRTHPLACE: Los Angeles, CA
RESIDENCE: Dallas, TX
TURNED PROFESSIONAL: 2006

PGA TOUR VICTORIES (2): 2008 Wachovia Championship, AT&T National.

[As of March 9]

OFFICIAL WORLD GOLF RANKING: 11

WORLD GOLF CHAMPIONSHIPS CAREER SUMMARY

Tournament	Position	Score	Total Score	Total Par	Money
Accenture Match Play Championship (1-1) 2009 Accenture Match Play Championship R1: beat Wen-Tang Lin, 7 and 5 R2: lost to Oliver Wilson, 2 and 1	T17				\$95,000 95,000
Bridgestone Invitational 2008 Bridgestone Invitational	T36	71-72-70-68	281	+1	52,000 52,000
TOTAL					\$147,000



JAMES KINGSTON

South Africa



HEIGHT: 6-0
WEIGHT: 180
BIRTHDATE: November 30, 1965
BIRTHPLACE: Ottosdal, South Africa
RESIDENCE: Rustenburg, South Africa
TURNED PROFESSIONAL: 1988

BEST PGA TOUR CAREER FINISH: T55—2008 PGA Championship.

INTERNATIONAL VICTORIES (14): 1992 Lombard Tyres Classic [SAf]. 1995 FNB Pro Series: Royal Swazi [SAf], FNB Pro Series: Namibia Open [SAf]. 1996 Bushveld Classic [SAf], FNB Pro Series: Namibia Open [SAf]. 1998 Thailand Open [Asia]. 1999 Maekyung Daks Open [Kor], Wild Coast Sun Pro-Am [SAf]. 2000 Ericsson Classic [Asia], London Myanmar Open. 2001 Randfontein Classic [SAf], Atlantic Beach Classic [SAf]. 2002 Royal Sun Swazi Sun Classic [SAf]. 2007 South African Airways Open [Eur].

[As of March 9]

OFFICIAL WORLD GOLF RANKING: 80

WORLD GOLF CHAMPIONSHIPS CAREER SUMMARY

Tournament	Position	Score	Total Score	Total Par	Money
Bridgestone Invitational 2008 Bridgestone Invitational	78	73-72-71-80	296	+16	\$31,500 31,500
CA Championship 2008 CA Championship	T70	74-75-68-77	294	+6	37,000 37,000
TOTAL					\$68,500



SOREN KJELDEN (YELLD-son)

Denmark



HEIGHT: 5-7
WEIGHT: 144
BIRTHDATE: May 17, 1975
BIRTHPLACE: Aalborg, Denmark
RESIDENCE: Ascot, England
TURNED PROFESSIONAL: 1995

BEST PGA TOUR CAREER FINISH: 11—2008 World Golf Championships-CA Championship.

INTERNATIONAL VICTORIES (2): 1997 Volvo Finnish Open [Eur Chal]. 2003 The Diageo Championship at Gleneagles [Eur]. 2008 Volvo Masters [Eur].

[As of March 9]

OFFICIAL WORLD GOLF RANKING: 62

WORLD GOLF CHAMPIONSHIPS CAREER SUMMARY

Tournament	Position	Score	Total Score	Total Par	Money
Accenture Match Play Championship (0-1)					
2009 Accenture Match Play Championship R1: lost to Vijay Singh, 2 and 1	T33				\$45,000
					45,000
CA Championship					
2003 American Express Championship	T59	70-75-74-78	297	+17	28,625
2008 CA Championship	11	69-71-71-66	277	-11	125,000
					153,625
World Cup*					
2003 World Cup [with Anders Hansen]	19	72-84-72-73	301	+13	22,500
2004 World Cup [with Anders Hansen]	14	64-73-67-66	270	-18	25,000
					47,500
			TOTAL		\$246,125

* - Team Score



PABLO LARRAZABAL (luh-RAW-zuh-ball)

Spain



HEIGHT: 5-10
WEIGHT: 165
BIRTHDATE: May 15, 1983
BIRTHPLACE: Barcelona, Spain
RESIDENCE: Barcelona, Spain
TURNED PROFESSIONAL: 2004

BEST PGA TOUR CAREER FINISH: T70—2008 British Open.

INTERNATIONAL VICTORIES (2): 2007 Tour School Final [EurChal]. 2008 Open de France Alstom [Eur].

[As of March 9]

OFFICIAL WORLD GOLF RANKING: 123

WORLD GOLF CHAMPIONSHIPS CAREER SUMMARY

Tournament	Position	Score	Total Score	Total Par	Money
Bridgestone Invitational					
2008 Bridgestone Invitational	76	72-75-71-76	294	+14	\$32,000
			TOTAL		\$32,000



JUSTIN LEONARD

United States



HEIGHT: 5-9
WEIGHT: 170
BIRTHDATE: June 15, 1972
BIRTHPLACE: Dallas, TX
RESIDENCE: Dallas, TX
TURNED PROFESSIONAL: 1994

PGA TOUR VICTORIES (12): 1996 Buick Open. 1997 Kemper Open, British Open. 1998 THE PLAYERS Championship. 2000 Westin Texas Open at LaCantera. 2001 Texas Open at LaCantera. 2002 WORLDCOM CLASSIC - The Heritage of Golf. 2003 The Honda Classic. 2005 Bob Hope Chrysler Classic, FedEx St. Jude Classic. 2007 Valero Texas Open. 2008 Stanford St. Jude Championship.

OTHER VICTORIES: (1): 2000 CVS Charity Classic [with Davis Love III].

WORLD GOLF CHAMPIONSHIPS CAREER SUMMARY

Tournament	Position	Score	Total Score	Total Par	Money
Accenture Match Play Championship (12-11)					
1999 Accenture Match Play Championship R1: beat Miguel Jimenez, 4 and 3 R2: lost to Shigeki Maruyama, 4 and 2	T17				\$50,000
2000 Accenture Match Play Championship R1: beat Fred Funk, 6 and 5 R2: lost to Shigeki Maruyama, 1-down	T17				50,000
2001 Accenture Match Play Championship R1: beat Patrik Sjoland, 6 and 5 R2: beat Gary Orr, 20 holes R3: lost to Steve Stricker, 6 and 5	T9				75,000
2002 Accenture Match Play Championship R1: lost to Jose Maria Olazabal, 1-down	T33				27,500
2003 Accenture Match Play Championship R1: beat Jose Maria Olazabal, 1-up R2: lost to Stephen Leaney, 6 and 5	T17				60,000
2004 Accenture Match Play Championship R1: lost to Alex Cejka, 4 and 3	T33				35,000
2005 Accenture Match Play Championship R1: lost to John Daly, 1-down	T33				35,000
2006 Accenture Match Play Championship R1: lost to Ben Crane, 4 and 3	T33				35,000
2008 Accenture Match Play Championship R1: beat Geoff Ogilvy, 2 and 1 R2: beat Lee Westwood, 2 and 1 R3: beat Stuart Appleby, 3 and 2 QF: beat Vijay Singh, 1-up SF: lost to Stewart Cink, 4 and 2 Consolation: lost to Henrik Stenson, 3 and 2	4				475,000
2009 Accenture Match Play Championship R1: beat Andres Romero, 2 and 1 R2: beat Davis Love III, 1-up R3: beat Oliver Wilson, 19 holes QF: lost to Ross Fisher, 2 and 1	T5				270,000
					1,112,500
Bridgestone Invitational					
1999 NEC Invitational	20	73-68-69-72	282	+2	73,000
2000 NEC Invitational	T2	66-67-71-66	270	-10	437,500
2002 NEC Invitational	T28	70-74-69-70	283	-1	41,250
2003 NEC Invitational	T23	75-69-69-68	281	+1	48,000
2004 NEC Invitational	T50	73-71-72-72	288	+8	38,000
2005 NEC Invitational	T19	72-66-71-72	281	+1	77,000
2006 Bridgestone Invitational	T31	70-69-72-72	283	+3	56,000
2007 Bridgestone Invitational	T9	73-67-71-72	283	+3	147,500
2008 Bridgestone Invitational	T20	68-70-70-71	279	-1	71,000
					989,250
CA Championship					
1999 American Express Championship	T11	71-67-72-76	286	+2	93,000
2000 American Express Championship	T25	72-74-69-74	289	+1	46,500
2002 American Express Championship	T11	68-68-69-68	273	-15	84,250
2004 American Express Championship	T28	68-68-77-73	286	-2	54,625
2005 American Express Championship	T46	75-72-71-69	287	+7	43,250
2008 CA Championship	T34	69-74-70-70	283	-5	57,500
					379,125
World Cup*					
2003 World Cup [with Jim Furyk]	T5	71-70-68-75	284	-4	67,500
					67,500
			TOTAL		\$2,548,375

* - Team Score

[As of March 9]

OFFICIAL WORLD GOLF RANKING: 26



LIN WEN-TANG

Taiwan 

HEIGHT: 5-7
WEIGHT: 160
BIRTHDATE: June 28, 1974
BIRTHPLACE: Taiwan
RESIDENCE: Taipei, Taiwan
TURNED PROFESSIONAL: 1997

BEST PGA TOUR CAREER FINISH: T33—2009 World Golf Championships-Accenture Match Play Championship.

INTERNATIONAL VICTORIES (4): **2006** Taiwan Open [Asia]. **2007** Brunei Open [Asia]. **2008** Asian Tour International, UBS Hong Kong Open [Asia].

[As of March 9]

OFFICIAL WORLD GOLF RANKING: 57

WORLD GOLF CHAMPIONSHIPS CAREER SUMMARY

Tournament	Position	Score	Total Score	Total Par	Money
Accenture Match Play Championship (0-1)					
2009 Accenture Match Play Championship R1: lost to Anthony Kim, 7 and 5	T33				\$45,000
TOTAL					\$45,000



DAVIS LOVE III

United States



HEIGHT: 6-3
WEIGHT: 175
BIRTHDATE: April 13, 1964
BIRTHPLACE: Charlotte, NC
RESIDENCE: Sea Island, GA
TURNED PROFESSIONAL: 1985

WORLD GOLF CHAMPIONSHIPS CAREER SUMMARY

Tournament	Position	Score	Total Score	Total Par	Money
Accenture Match Play Championship (19-10)					
1999 Accenture Match Play Championship R1: lost to Steve Pate, 1-down	T33				\$25,000
2000 Accenture Match Play Championship R1: beat Olin Browne, 2 and 1 R3: beat Jim Furyk, 3 and 2 QF: beat Miguel Jimenez, 3 and 2 Consolation: lost to David Duval, 5 and 4	4				300,000
2002 Accenture Match Play Championship R1: beat Phillip Price, 2 and 1 R2: lost to Paul Azinger, 1-down	T17				55,000
2003 Accenture Match Play Championship R1: beat Paul Casey, 5 and 4 R2: lost to Darren Clarke, 7 and 6	T17				60,000
2004 Accenture Match Play Championship R1: beat Briny Baird, 1-up R2: beat Fred Couples, 3 and 2 R3: beat Adam Scott, 4 and 3 QF: beat Phil Mickelson, 1-up SF: beat Darren Clarke, 21 holes Championship Match: lost to Tiger Woods, 3 and 2	2				700,000
2005 Accenture Match Play Championship R1: beat Chris Riley, 1-up R2: beat Lee Westwood, 7 and 6 R3: lost to Stewart Cink, 20 holes	T9				125,000
2006 Accenture Match Play Championship R1: beat Mark Hensby, 2 and 1 R2: beat Carl Pettersson, 1-up R3: beat Chris DiMarco, 3 and 2 QF: beat Pdraig Harrington, 1-up SF: beat Zach Johnson, 4 and 2 Championship Match: lost to Geoff Ogilvy, 3 and 2	2				750,000
2007 Accenture Match Play Championship R1: lost to Ben Crane, 3 and 1	T33				40,000
2009 Accenture Match Play Championship R1: beat Henrik Stenson, 21 holes R2: lost to Justin Leonard, 1-down	T17				95,000
					2,150,000
Bridgestone Invitational					
1999 NEC Invitational	T10	68-69-70-72	279	-1	129,000
2000 NEC Invitational	35	75-72-70-70	287	+7	32,500
2001 NEC Invitational	T5	68-68-70-68	274	-6	201,666
2002 NEC Invitational	T11	66-74-69-69	278	-6	78,750
2003 NEC Invitational	3	66-70-68-69	273	-7	360,000
2004 NEC Invitational	T4	68-68-72-66	274	-6	282,500
2005 NEC Invitational	T13	67-73-69-70	279	-1	94,400
2006 Bridgestone Invitational	T4	67-65-70-71	273	-7	246,250
2007 Bridgestone Invitational	T6	74-65-74-69	282	+2	202,000
					1,627,066
CA Championship					
1999 American Express Championship	T16	74-70-73-70	287	+3	70,000
2002 American Express Championship	8	69-67-68-67	271	-17	130,000
2003 American Express Championship	T40	74-77-70-71	292	+12	36,250
2004 American Express Championship	T41	74-69-69-76	288	E	44,500
2005 American Express Championship	T11	71-68-71-67	277	-3	115,000
2007 CA Championship					W/D
					395,750
					TOTAL \$4,172,816

PGA TOUR VICTORIES (20): **1987** MCI Heritage Golf Classic. **1990** The International. **1991** MCI Heritage Golf Classic. **1992** THE PLAYERS Championship, MCI Heritage Golf Classic, KMart Greater Greensboro Open. **1993** Infiniti Tournament of Champions, Las Vegas Invitational. **1995** Freeport-McMoRan Classic. **1996** Buick Invitational. **1997** PGA Championship, Buick Challenge. **1998** MCI Classic. **2001** AT&T Pebble Beach National Pro-Am. **2003** AT&T Pebble Beach National Pro-Am, THE PLAYERS Championship, MCI Heritage, The INTERNATIONAL. **2006** Chrysler Classic of Greensboro. **2008** Children's Miracle Network Classic presented by Wal-Mart.

INTERNATIONAL VICTORIES (1): **1998** Chunichi Crowns [Jpn].

OTHER VICTORIES: (10): **1990** JCPenney Classic [with Beth Daniel]. **1992** World Cup of Golf [with Fred Couples]. **1993** World Cup of Golf [with Fred Couples]. **1994** World Cup of Golf [with Fred Couples]. **1995** World Cup of Golf [with Fred Couples], World Cup [indiv], JCPenney Classic [with Beth Daniel]. **2000** CVS Charity Classic [with Justin Leonard], Target World Challenge presented by Williams. **2003** Target World Challenge presented by Williams.

[As of March 9]

OFFICIAL WORLD GOLF RANKING: 50



HUNTER MAHAN (MAY-han)

United States



HEIGHT: 5-11
WEIGHT: 175
BIRTHDATE: May 17, 1982
BIRTHPLACE: Orange, CA
RESIDENCE: Plano, TX
TURNED PROFESSIONAL: 2003

PGA TOUR VICTORIES (1): 2007 Travelers Championship.

OTHER VICTORIES: (1): 2008 Kiwi Challenge.

[As of March 9]

OFFICIAL WORLD GOLF RANKING: 47

WORLD GOLF CHAMPIONSHIPS CAREER SUMMARY

Tournament	Position	Score	Total Score	Total Par	Money
Accenture Match Play Championship (2-2)					
2008 Accenture Match Play Championship R1: beat Richard Sterne, 4 and 3 R2: lost to Steve Stricker, 20 holes	T17				\$90,000
2009 Accenture Match Play Championship R1: beat Mike Weir, 1-up R2: lost to Rory McIlroy, 1-down	T17				95,000
					185,000
Bridgestone Invitational					
2007 Bridgestone Invitational	T22	67-73-71-76	287	+7	66,250
2008 Bridgestone Invitational	T10	71-66-70-68	275	-5	133,000
					199,250
CA Championship					
2008 CA Championship	T44	72-72-71-70	285	-3	48,875
					48,875
			TOTAL		\$433,125



PRAYAD MARKSAENG (MARK-sang)

Thailand



HEIGHT: 5-4
WEIGHT: 163
BIRTHDATE: January 30, 1966
BIRTHPLACE: Hua Hin, Thailand
RESIDENCE: Bangkok, Thailand

BEST PGA TOUR CAREER FINISH: T15—2008 PGA Championship.

INTERNATIONAL VICTORIES (9) 1996 Volvo China Open [Asia]. 1997 Yokohama Singapore PGA Championship [Asia], Thai International [Asia]. 2000 Casino Filipino Open [Asia]. 2005 Crowne Plaza Open [Asia]. 2007 Volvo Masters of Asia [Asia]. 2008 Mitsubishi Diamond Cup [Jpn], Gate Way To The Open Mizuno Open Yomiuri Classic [Jpn], Dunlop Phoenix [Jpn].

[As of March 9]

OFFICIAL WORLD GOLF RANKING: 55

WORLD GOLF CHAMPIONSHIPS CAREER SUMMARY

Tournament	Position	Score	Total Score	Total Par	Money
Accenture Match Play Championship (0-1)					
2009 Accenture Match Play Championship R1: lost to Lee Westwood, 2 and 1	T33				\$45,000
					45,000
Bridgestone Invitational					
2008 Bridgestone Invitational	T68	70-73-73-73	289	+9	34,500
					34,500
			TOTAL		\$79,500



BILLY MAYFAIR

United States



HEIGHT: 5-9
WEIGHT: 195
BIRTHDATE: August 6, 1966
BIRTHPLACE: Phoenix, AZ
RESIDENCE: Scottsdale, AZ
TURNED PROFESSIONAL: 1988

PGA TOUR VICTORIES (5): 1993 Greater Milwaukee Open. 1995 Motorola Western Open, THE TOUR Championship. 1998 Nissan Open, Buick Open.

[As of March 9]

OFFICIAL WORLD GOLF RANKING: 122

WORLD GOLF CHAMPIONSHIPS CAREER SUMMARY

Tournament	Position	Score	Total Score	Total Par	Money
Accenture Match Play Championship (1-3)					
1999 Accenture Match Play Championship R1: lost to Jose Maria Olazabal, 5 and 3	T33				\$25,000
2000 Accenture Match Play Championship R1: beat Phil Mickelson, 20 holes R2: lost to Paul Lawrie, 3 and 2	T17				50,000
2002 Accenture Match Play Championship R1: lost to Retief Goosen, 4 and 3	T33				27,500
					102,500
CA Championship					
2005 American Express Championship	T25	69-67-73-71	280	E	66,000
					66,000
			TOTAL		\$168,500



GRAEME McDOWELL (GREY-am)

Northern Ireland



HEIGHT: 5-10
WEIGHT: 154
BIRTHDATE: July 30, 1979
BIRTHPLACE: Portrush, Northern Ireland
RESIDENCE: Portrush, Northern Ireland
TURNED PROFESSIONAL: 2002

BEST PGA TOUR CAREER FINISH: T2—2005 Bay Hill Invitational Presented by MasterCard.

INTERNATIONAL VICTORIES (4): 2002 Volvo Scandinavian Masters [Eur]. 2004 Telecom Italia Open [Eur]. 2008 Ballantine's Championship [Eur], Barclays Scottish Open [Eur].

[As of March 9]

OFFICIAL WORLD GOLF RANKING: 39

WORLD GOLF CHAMPIONSHIPS CAREER SUMMARY

Tournament	Position	Score	Total Score	Total Par	Money
Accenture Match Play Championship (1-3)					
2005 Accenture Match Play Championship R1: beat Darren Clarke, 1-up R2: lost to Robert Allenby, 1-down	T17				\$85,000
2006 Accenture Match Play Championship R1: lost to Vijay Singh, 5 and 4	T33				35,000
2009 Accenture Match Play Championship R1: lost to Zach Johnson, 3 and 1	T33				45,000
					165,000
Bridgestone Invitational					
2002 NEC Invitational	T52	72-69-73-74	288	+4	31,250
2008 Bridgestone Invitational	T56	70-71-73-71	285	+5	40,000
					71,250
CA Championship					
2004 American Express Championship	T43	73-70-75-71	289	+1	42,000
2005 American Express Championship	T6	69-70-68-68	275	-5	187,500
2008 CA Championship	T48	72-71-70-73	286	-2	47,000
					276,500
			TOTAL		\$512,750



RORY McILROY

Northern Ireland



HEIGHT: 5-9
WEIGHT: 160
BIRTHDATE: May 4, 1989
BIRTHPLACE: Holywood, Northern Ireland
RESIDENCE: Holywood, Northern Ireland
TURNED PROFESSIONAL: 2007

BEST PGA TOUR CAREER FINISH: T5—2009 World Golf Championships-Accenture Match Play Championship.

INTERNATIONAL VICTORIES (1): 2009 Dubai Desert Classic [Eur].

[As of March 9]

OFFICIAL WORLD GOLF RANKING: 16

WORLD GOLF CHAMPIONSHIPS CAREER SUMMARY

Tournament	Position	Score	Total Score	Total Par	Money
Accenture Match Play Championship (3-1)					
2009 Accenture Match Play Championship	T5				\$270,000
R1: beat Louis Oosthuizen, 2 and 1					
R2: beat Hunter Mahan, 1-up					
R3: beat Tim Clark, 4 and 3					
QF: lost to Geoff Ogilvy, 2 and 1					
TOTAL					\$270,000



PHIL MICKELSON

United States



HEIGHT: 6-3
WEIGHT: 200
BIRTHDATE: June 16, 1970
BIRTHPLACE: San Diego, CA
RESIDENCE: Rancho Santa Fe, CA
TURNED PROFESSIONAL: 1992

PGA TOUR VICTORIES (35): 1991 Northern Telecom Open. 1993 Buick Invitational of California, The International. 1994 Mercedes Championships. 1995 Northern Telecom Open. 1996 Nortel Open, Phoenix Open, GTE Byron Nelson Golf Classic, NEC World Series of Golf. 1997 Bay Hill Invitational, Sprint International. 1998 Mercedes Championships, AT&T Pebble Beach National Pro-Am. 2000 Buick Invitational, BellSouth Classic, MasterCard Colonial, THE TOUR Championship. 2001 Buick Invitational, Canon Greater Hartford Open. 2002 Bob Hope Chrysler Classic, Canon Greater Hartford Open. 2004 Bob Hope Chrysler Classic, Masters Tournament. 2005 FBR Open, AT&T Pebble Beach National Pro-Am, BellSouth Classic, PGA Championship. 2006 BellSouth Classic, Masters Tournament. 2007 AT&T Pebble Beach National Pro-Am, THE PLAYERS Championship, Deutsche Bank Championship. 2008 Northern Trust Open, Crowne Plaza Invitational at Colonial. 2009 Northern Trust Open.

INTERNATIONAL VICTORIES (2): 1993 Perrier Open [Eur]. 2007 HSBC Champions [Eur].

OTHER VICTORIES: (3): 2001 Tylenol Par-3 Shootout at Treetops Resort. 2004 Telus Skins Game, PGA Grand Slam of Golf.

[As of March 9]

OFFICIAL WORLD GOLF RANKING: 3

WORLD GOLF CHAMPIONSHIPS CAREER SUMMARY

Tournament	Position	Score	Total Score	Total Par	Money
Accenture Match Play Championship (15-10)					
1999 Accenture Match Play Championship R1: beat Naomichi Ozaki, 3 and 2 R2: beat Lee Janzen, 2 and 1 R3: lost to Eduardo Romero, 2 and 1	T9				\$75,000
2000 Accenture Match Play Championship R1: lost to Billy Mayfair, 20 holes	T33				25,000
2002 Accenture Match Play Championship R1: lost to John Cook, 3 and 2	T33				27,500
2003 Accenture Match Play Championship R1: beat Robert Karlsson, 1-up R2: beat Brad Faxon, 3 and 2 R3: lost to Jerry Kelly, 3 and 2	T9				95,000
2004 Accenture Match Play Championship R1: beat Lee Westwood, 3 and 1 R2: beat Ben Curtis, 7 and 6 R3: beat Chris DiMarco, 3 and 2 QF: lost to Davis Love III, 1-down	T5				225,000
2005 Accenture Match Play Championship R1: beat Loren Roberts, 3 and 1 R2: beat Angel Cabrera, 4 and 3 R3: lost to David Toms, 4 and 2	T9				125,000
2006 Accenture Match Play Championship R1: beat Charles Howell III, 1-up R2: beat John Daly, 2 and 1 R3: lost to David Howell, 3 and 1	T9				125,000
2007 Accenture Match Play Championship R1: beat Richard Green, 1-up R2: lost to Justin Rose, 3 and 1	T17				90,000
2008 Accenture Match Play Championship R1: beat Pat Perez, 1-up R2: lost to Stuart Appleby, 2 and 1	T17				90,000
2009 Accenture Match Play Championship R1: beat Angel Cabrera, 19 holes R2: beat Zach Johnson, 1-up R3: lost to Stewart Cink, 1-down	T9				140,000
					1,017,500
Bridgestone Invitational					
1999 NEC Invitational	2	69-67-70-65	271	-9	510,000
2000 NEC Invitational	T4	66-66-69-70	271	-9	243,333
2001 NEC Invitational	T8	67-66-70-72	275	-5	147,500
2002 NEC Invitational	T9	66-69-71-71	277	-7	105,000
2003 NEC Invitational	T23	68-73-70-70	281	+1	48,000
2004 NEC Invitational	T43	70-75-68-72	285	+5	43,000
2005 NEC Invitational	T51	69-72-75-74	290	+10	40,250
2006 Bridgestone Invitational	T54	74-74-68-73	289	+9	39,500
2007 Bridgestone Invitational	T46	74-72-74-73	293	+13	44,500
2008 Bridgestone Invitational	T4	68-66-68-70	272	-8	310,000
					1,531,083
CA Championship					
1999 American Express Championship	T40	69-71-77-78	295	+11	32,250
2002 American Express Championship	T23	70-72-71-64	277	-11	52,500
2003 American Express Championship	T38	73-77-70-71	291	+11	38,500
2005 American Express Championship	T29	71-69-73-68	281	+1	60,000
2007 CA Championship	T23	77-72-70-69	288	E	74,000
2008 CA Championship	T20	67-74-70-69	280	-8	75,000
					332,250
World Cup*					
2002 World Cup [with David Toms]	2	65-67-57-65	254	-34	250,000
					250,000
			TOTAL		\$3,130,833

* - Team Score



GARTH MULROY

South Africa



HEIGHT: 6-0
WEIGHT: 200
BIRTHDATE: August 7, 1978
BIRTHPLACE: Durban, South Africa
RESIDENCE: Raleigh, NC
TURNED PROFESSIONAL: 2003

INTERNATIONAL VICTORIES (2): 2008 Vodacom Origins of Golf at Arabella [SAf], Coca-Cola Championship [SAf].

[As of March 9]

OFFICIAL WORLD GOLF RANKING: 363

WORLD GOLF CHAMPIONSHIPS CAREER SUMMARY

Tournament	Position	Score	Total Score	Total Par	Money
No previous World Golf Championships competition.					



GEOFF OGILVY (OH-gil-vee)

Australia



HEIGHT: 6-2
WEIGHT: 180
BIRTHDATE: June 11, 1977
BIRTHPLACE: Adelaide, South Australia
RESIDENCE: Melbourne, Australia; Scottsdale, AZ
TURNED PROFESSIONAL: 1998

PGA TOUR VICTORIES (6): 2005 Chrysler Classic of Tucson. 2006 World Golf Championships-Accenture Match Play Championship, U.S. Open. 2008 World Golf Championships-CA Championship. 2009 Mercedes-Benz Championship, World Golf Championships-Accenture Match Play Championship.

INTERNATIONAL VICTORIES (1): 2008 Australian PGA [Aus].

[As of March 9]

OFFICIAL WORLD GOLF RANKING: 4

WORLD GOLF CHAMPIONSHIPS CAREER SUMMARY

Tournament	Position	Score	Total Score	Total Par	Money
Accenture Match Play Championship (17-2)					
2006 Accenture Match Play Championship	1				\$1,300,000
R1: beat Michael Campbell, 19 holes R2: beat Nick O'Hern, 21 holes R3: beat Mike Weir, 21 holes QF: beat David Howell, 19 holes SF: beat Tom Lehman, 4 and 3 Championship Match: beat Davis Love III, 3 and 2					
2007 Accenture Match Play Championship	2				800,000
R1: beat Steve Stricker, 4 and 3 R2: beat Jose Maria Olazabal, 2 and 1 R3: beat Niclas Fasth, 2 and 1 QF: beat Paul Casey, 5 and 4 SF: beat Chad Campbell, 3 and 2 Championship Match: lost to Henrik Stenson, 2 and 1					
2008 Accenture Match Play Championship	T33				40,000
R1: lost to Justin Leonard, 2 and 1					
2009 Accenture Match Play Championship	1				1,400,000
R1: beat Kevin Sutherland, 19 holes R2: beat Shingo Katayama, 19 holes R3: beat Camilo Villegas, 2 and 1 QF: beat Rory McIlroy, 2 and 1 SF: beat Stewart Cink, 4 and 2 Championship Match: beat Paul Casey, 4 and 3					
					3,540,000
Bridgestone Invitational					
2005 NEC Invitational	T41	74-74-70-69	287	+7	47,000
2006 Bridgestone Invitational	T36	69-76-70-69	284	+4	50,500
2007 Bridgestone Invitational	T51	73-71-72-78	294	+14	42,000
2008 Bridgestone Invitational	T68	71-67-79-72	289	+9	34,500
					174,000
CA Championship					
2007 CA Championship	T3	72-69-71-70	282	-6	378,333
2008 CA Championship	1	65-67-68-71	271	-17	1,350,000
					1,728,333
TOTAL					\$5,442,333



SEAN O'HAIR

United States



HEIGHT: 6-2
WEIGHT: 165
BIRTHDATE: July 11, 1982
BIRTHPLACE: Lubbock, TX
RESIDENCE: West Chester, PA
TURNED PROFESSIONAL: 1999

PGA TOUR VICTORIES (2): 2005 John Deere Classic. 2008 PODS Championship.

[As of March 9]

OFFICIAL WORLD GOLF RANKING: 42

WORLD GOLF CHAMPIONSHIPS CAREER SUMMARY

Tournament	Position	Score	Total Score	Total Par	Money
Accenture Match Play Championship (4-2)					
2006 Accenture Match Play Championship R1: beat Fred Couples, 19 holes R2: lost to Zach Johnson, 1-down	T17				\$85,000
2009 Accenture Match Play Championship R1: beat Adam Scott, 1-up R2: beat Boo Weekley, 2 and 1 R3: beat Ian Poulter, 2 and 1 QF: lost to Paul Casey, 4 and 3	T5				270,000
					355,000
Bridgestone Invitational					
2005 NEC Invitational	T51	70-74-73-73	290	+10	40,250
2008 Bridgestone Invitational	T12	68-67-73-68	276	-4	111,000
					151,250
CA Championship					
2005 American Express Championship	T35	68-67-71-77	283	+3	54,500
2006 American Express Championship	T54	70-75-71-75	291	+7	40,500
2008 CA Championship					W/D
					95,000
			TOTAL		\$601,250



LOUIS OOSTHUIZEN (OOST-hugh-zun)

South Africa



HEIGHT: 5-10
WEIGHT: 160
BIRTHDATE: October 19, 1982
BIRTHPLACE: Mossel Bay, South Africa
RESIDENCE: Mossel Bay, South Africa
TURNED PROFESSIONAL: 2002

BEST PGA TOUR CAREER FINISH: T32—2006 World Golf Championships-American Express Championship.

INTERNATIONAL VICTORIES (1): 2004 Vodacom Origins of Golf at Arabella [SAf].

[As of March 9]

OFFICIAL WORLD GOLF RANKING: 48

WORLD GOLF CHAMPIONSHIPS CAREER SUMMARY

Tournament	Position	Score	Total Score	Total Par	Money
Accenture Match Play Championship (0-1)					
2009 Accenture Match Play Championship R1: lost to Rory McIlroy, 2 and 1	T33				\$45,000
					45,000
CA Championship					
2006 American Express Championship	T32	71-70-72-69	282	-2	61,000
2007 CA Championship	T50	74-75-77-69	295	+7	45,000
2008 CA Championship	T68	74-72-70-77	293	+5	37,625
					143,625
			TOTAL		\$188,625



ROD PAMPLING (PAM-pling)



HEIGHT: 5-10
WEIGHT: 175
BIRTHDATE: September 23, 1969
BIRTHPLACE: Redcliffe, Queensland, Australia
RESIDENCE: Flower Mound, TX; Brisbane, Australia
TURNED PROFESSIONAL: 1994

PGA TOUR VICTORIES (2): 2004 The INTERNATIONAL. 2006 Bay Hill Invitational Presented by MasterCard.

INTERNATIONAL VICTORIES (2): 1999 Canon Challenge [Aus]. 2008 Australian Masters [Aus].

[As of March 9]

OFFICIAL WORLD GOLF RANKING: 61

WORLD GOLF CHAMPIONSHIPS CAREER SUMMARY

Tournament	Position	Score	Total Score	Total Par	Money
Accenture Match Play Championship (3-5)					
2005 Accenture Match Play Championship R1: lost to Miguel Jimenez, 3 and 2	T33				\$35,000
2006 Accenture Match Play Championship R1: lost to Padraig Harrington, 4 and 2	T33				35,000
2007 Accenture Match Play Championship R1: beat Y.E. Yang, 5 and 4 R2: lost to Shaun Micheel, 1-down	T17				90,000
2008 Accenture Match Play Championship R1: beat Justin Rose, 2 and 1 R2: beat Nick O'Hern, 5 and 4 R3: lost to Vijay Singh, 25 holes	T9				130,000
2009 Accenture Match Play Championship R1: lost to Camilo Villegas, 7 and 6	T33				45,000
					335,000
Bridgestone Invitational					
2004 NEC Invitational	T14	68-67-70-72	277	-3	87,500
2005 NEC Invitational	T13	71-70-71-67	279	-1	94,400
2006 Bridgestone Invitational	T45	75-71-71-69	286	+6	44,500
2007 Bridgestone Invitational	T14	71-73-74-67	285	+5	86,583
2008 Bridgestone Invitational	T56	69-71-75-70	285	+5	40,000
					352,983
CA Championship					
1999 American Express Championship	T37	71-74-69-79	293	+9	34,500
2005 American Express Championship	T41	67-71-76-71	285	+5	48,500
2006 American Express Championship	T38	70-69-72-73	284	E	56,000
2007 CA Championship	T28	70-69-74-78	291	+3	66,500
					205,500
			TOTAL		\$893,483



PAT PEREZ



HEIGHT: 6-0
WEIGHT: 190
BIRTHDATE: March 1, 1976
BIRTHPLACE: Phoenix, AZ
RESIDENCE: Scottsdale, AZ
TURNED PROFESSIONAL: 1997

PGA TOUR VICTORIES (1): 2009 The 50th Bob Hope Classic hosted by Arnold Palmer.

NATIONWIDE TOUR VICTORIES (1): 2000 Ozarks Open.

OTHER VICTORIES: (1): 2002 Champions Challenge [with John Daly].

[As of March 9]

OFFICIAL WORLD GOLF RANKING: 58

WORLD GOLF CHAMPIONSHIPS CAREER SUMMARY

Tournament	Position	Score	Total Score	Total Par	Money
Accenture Match Play Championship (1-2)					
2008 Accenture Match Play Championship R1: lost to Phil Mickelson, 1-down	T33				\$40,000
2009 Accenture Match Play Championship R1: beat Padraig Harrington, 1-up R2: lost to Ross Fisher, 6 and 5	T17				95,000
					TOTAL \$135,000



KENNY PERRY

United States



HEIGHT: 6-2
WEIGHT: 205
BIRTHDATE: August 10, 1960
BIRTHPLACE: Elizabethtown, KY
RESIDENCE: Franklin, KY
TURNED PROFESSIONAL: 1982

PGA TOUR VICTORIES (13): **1991** Memorial Tournament. **1994** New England Classic. **1995** Bob Hope Chrysler Classic. **2001** Buick Open. **2003** Bank of America Colonial, the Memorial Tournament, Greater Milwaukee Open. **2005** Bay Hill Invitational Presented by MasterCard, Bank of America Colonial. **2008** the Memorial Tournament presented by Morgan Stanley, Buick Open, John Deere Classic. **2009** FBR Open.

OTHER VICTORIES: (1): **2005** Franklin Templeton Shootout [with John Huston].

[As of March 9]

OFFICIAL WORLD GOLF RANKING: 9

WORLD GOLF CHAMPIONSHIPS CAREER SUMMARY

Tournament	Position	Score	Total Score	Total Par	Money
Accenture Match Play Championship (3-7)					
2001 Accenture Match Play Championship R1: lost to Stuart Appleby, 2 up	T33				\$25,000
2002 Accenture Match Play Championship R1: lost to Brad Faxon, 7 and 6	T33				27,500
2003 Accenture Match Play Championship R1: lost to Peter Lonard, 2 and 1	T33				30,000
2004 Accenture Match Play Championship R1: beat Jeff Sluman, 6 and 4 R2: beat Steve Flesch, 1-up R3: lost to Darren Clarke, 3 and 2	T9				115,000
2005 Accenture Match Play Championship R1: beat Thomas Levet, 3 and 2 R2: lost to Luke Donald, 1-down	T17				85,000
2006 Accenture Match Play Championship R1: lost to Carl Pettersson, 1-down	T33				35,000
2009 Accenture Match Play Championship R1: lost to Mathew Goggin, 2 and 1	T33				45,000
					362,500
Bridgestone Invitational					
2002 NEC Invitational	T24	67-70-73-72	282	-2	45,000
2003 NEC Invitational	T53	72-76-68-72	288	+8	28,150
2004 NEC Invitational	T27	72-75-69-66	282	+2	58,000
2005 NEC Invitational	T6	70-69-64-74	277	-3	200,000
2006 Bridgestone Invitational	T27	73-70-66-73	282	+2	60,500
2007 Bridgestone Invitational	T11	69-69-71-75	284	+4	115,333
2008 Bridgestone Invitational	T66	74-69-73-72	288	+8	35,750
					542,733
CA Championship					
2002 American Express Championship	22	68-71-68-69	276	-12	56,000
2003 American Express Championship	T28	70-74-70-74	288	+8	46,071
2005 American Express Championship	T32	76-69-69-68	282	+2	57,000
					159,071
			TOTAL		\$1,064,304



CARL PETERSSON (PEET-er-son)

Sweden



HEIGHT: 5-11
WEIGHT: 195
BIRTHDATE: August 29, 1977
BIRTHPLACE: Gothenburg, Sweden
RESIDENCE: Raleigh, NC
TURNED PROFESSIONAL: 2000

PGA TOUR VICTORIES (3): 2005 Chrysler Championship, 2006 the Memorial Tournament, 2008 Wyndham Championship.

INTERNATIONAL VICTORIES (1): 2002 Algarve Open de Portugal [Eur].

[As of March 9]

OFFICIAL WORLD GOLF RANKING: 71

WORLD GOLF CHAMPIONSHIPS CAREER SUMMARY

Tournament	Position	Score	Total Score	Total Par	Money
Accenture Match Play Championship (1-3)					
2003 Accenture Match Play Championship R1: lost to Tiger Woods, 2 and 1	T33				\$30,000
2006 Accenture Match Play Championship R1: beat Kenny Perry, 1-up R2: lost to Davis Love III, 1-down	T17				85,000
2007 Accenture Match Play Championship R1: lost to K.J. Choi, 2 and 1	T33				40,000
					155,000
Bridgestone Invitational					
2006 Bridgestone Invitational	T27	70-72-68-72	282	+2	60,500
2007 Bridgestone Invitational	T30	70-79-68-71	288	+8	58,000
					118,500
CA Championship					
2002 American Express Championship	T54	72-72-68-74	286	-2	30,000
2006 American Express Championship	T17	69-70-67-71	277	-7	85,000
2007 CA Championship	T35	72-72-74-75	293	+5	56,500
					171,500
World Cup*					
2002 World Cup [with Niclas Fasth]	T14	62-71-64-69	266	-22	19,750
2006 World Cup [with Henrik Stenson]	3	64-70-63-72	269	-15	200,000
					219,750
			TOTAL		\$664,750

* - Team Score



IAN POULTER

England



HEIGHT: 6-1
WEIGHT: 189
BIRTHDATE: January 10, 1976
BIRTHPLACE: Stevenage, England
RESIDENCE: Buckinghamshire, England; Orlando, FL
TURNED PROFESSIONAL: 1995

BEST PGA TOUR CAREER FINISH: 2—2008 British Open, T2—2006 World Golf Championships-American Express Championship.

INTERNATIONAL VICTORIES (7): **2000** Italian Open [Eur]. **2001** Moroccan Open [Eur]. **2002** Italian Open [Eur]. **2003** Celtic Manor Resort Wales Open [Eur], Nordic Open [Eur]. **2004** Volvo Masters Andalucia [Eur]. **2006** Open de Madrid Masters [Eur].

OTHER VICTORIES: (1): **1999** Open de Cote d'Ivoire.

WORLD GOLF CHAMPIONSHIPS CAREER SUMMARY

Tournament	Position	Score	Total Score	Total Par	Money
Accenture Match Play Championship (12-7)					
2004 Accenture Match Play Championship R1: beat Chris Riley, 1-up R2: beat Duffy Waldorf, 7 and 5 R3: beat John Huston, 2 and 1 QF: lost to Stephen Leaney, 1-down	T5				\$225,000
2005 Accenture Match Play Championship R1: beat Jim Furyk, 3 and 1 R2: beat Stuart Appleby, 6 and 5 R3: beat Rory Sabbatini, 1-up QF: beat Nick O'Hern, 3 and 1 SF: lost to David Toms, 3 and 2 Consolation: lost to Retief Goosen, 20 holes	4				450,000
2006 Accenture Match Play Championship R1: lost to David Toms, 19 holes	T33				35,000
2007 Accenture Match Play Championship R1: beat Bart Bryant, 5 and 4 R2: beat Bradley Dredge, 3 and 1 R3: lost to Trevor Immelman, 2 and 1	T9				130,000
2008 Accenture Match Play Championship R1: beat Soren Hansen, 2 and 1 R2: lost to K.J. Choi, 19 holes	T17				90,000
2009 Accenture Match Play Championship R1: beat Jeev Singh, 4 and 3 R2: beat Charl Schwartzel, 1-up R3: lost to Sean O'Hair, 2 and 1	T9				140,000
					1,070,000
Bridgestone Invitational					
2001 NEC Invitational	T13	67-72-69-70	278	-2	100,500
2003 NEC Invitational	T33	73-68-67-75	283	+3	38,583
2005 NEC Invitational	T33	73-69-69-74	285	+5	56,000
2006 Bridgestone Invitational	T13	71-71-67-68	277	-3	95,000
2007 Bridgestone Invitational	T30	71-73-74-70	288	+8	58,000
2008 Bridgestone Invitational	T16	70-68-69-71	278	-2	82,625
					430,708
CA Championship					
2003 American Express Championship	T44	73-74-68-78	293	+13	34,250
2005 American Express Championship	T18	67-70-72-70	279	-1	77,000
2006 American Express Championship	T2	64-71-68-66	269	-15	610,000
2007 CA Championship	T16	73-68-75-70	286	-2	87,333
2008 CA Championship	T57	71-72-72-73	288	E	42,250
					850,833
World Cup*					
2001 World Cup [with Paul Casey]	5	65-72-63-67	267	-21	57,500
					57,500
			TOTAL		\$2,409,041

* - Team Score

[As of March 9]

OFFICIAL WORLD GOLF RANKING: 33



ALVARO QUIROS (KEAR-ohs)

Spain



HEIGHT: 6-3
WEIGHT: 185
BIRTHDATE: January 21, 1983
BIRTHPLACE: La Linea, Spain
RESIDENCE: Cadiz, Spain

BEST PGA TOUR CAREER FINISH: T28—2008 Mayakoba Golf Classic at Riviera Maya-Cancun, Puerto Rico Open presented by Banco Popular.

INTERNATIONAL VICTORIES (5): **2006** Seville Open [Spain], Morson International Pro-Am Challenge [EurChall]. **2007** Alfred Dunhill Championship [Eur]. **2008** Portugal Masters [Eur]. **2009** Commercialbank Qatar Masters [Eur].

WORLD GOLF CHAMPIONSHIPS CAREER SUMMARY

Tournament	Position	Score	Total Score	Total Par	Money
Accenture Match Play Championship (0-1)					
2009 Accenture Match Play Championship R1: lost to Stephen Ames, 1-down	T33				\$45,000
TOTAL					\$45,000

[As of March 9]

OFFICIAL WORLD GOLF RANKING: 24



JOHN ROLLINS

United States



HEIGHT: 6-0
WEIGHT: 200
BIRTHDATE: June 25, 1975
BIRTHPLACE: Richmond, VA
RESIDENCE: Colleyville, TX
TURNED PROFESSIONAL: 1997

PGA TOUR VICTORIES (2): **2002** Bell Canadian Open. **2006** B.C. Open presented by Turning Stone Resort.

NATIONWIDE TOUR VICTORIES (1): **2001** Hershey Open.

WORLD GOLF CHAMPIONSHIPS CAREER SUMMARY

Tournament	Position	Score	Total Score	Total Par	Money
Accenture Match Play Championship (0-2)					
2004 Accenture Match Play Championship R1: lost to Tiger Woods, 1-down	T33				\$35,000
2007 Accenture Match Play Championship R1: lost to Vijay Singh, 4 and 3	T33				40,000
					75,000
Bridgestone Invitational					
2003 NEC Invitational	T67	75-72-71-74	292	+12	24,625
2007 Bridgestone Invitational	T30	73-75-68-72	288	+8	58,000
					82,625
CA Championship					
2002 American Express Championship	T43	73-72-67-71	283	-5	35,500
2007 CA Championship	T28	73-70-70-78	291	+3	66,500
2008 CA Championship	T20	74-71-67-68	280	-8	75,000
					177,000
TOTAL					\$334,625

[As of March 9]

OFFICIAL WORLD GOLF RANKING: 77



ANDRES ROMERO

Argentina



HEIGHT: 5-10
WEIGHT: 165
BIRTHDATE: May 8, 1981
BIRTHPLACE: Tucuman, Argentina
RESIDENCE: Yerba Buena, Argentina
TURNED PROFESSIONAL: 1998

PGA TOUR VICTORIES (1): 2008 Zurich Classic of New Orleans.

INTERNATIONAL VICTORIES (6): 2003 Cable and Wireless Masters Panama, Abierto de Medellin [Arg]. 2005 Roberto De Vicenzo Classic [Arg], Morson International Pro-Am Challenge [EurChall]. 2006 Masters Tournament Personal Cup [Arg]. 2007 The Deutsche Bank Players' Championship of Europe [Eur].

[As of March 9]

OFFICIAL WORLD GOLF RANKING: 35

WORLD GOLF CHAMPIONSHIPS CAREER SUMMARY

Tournament	Position	Score	Total Score	Total Par	Money	
Accenture Match Play Championship (1-2)						
2008 Accenture Match Play Championship	T17				\$90,000	
R1: beat Retief Goosen, 2 and 1 R2: lost to Jonathan Byrd, 6 and 4						
2009 Accenture Match Play Championship	T33				45,000	
R1: lost to Justin Leonard, 2 and 1						
135,000						
Bridgestone Invitational						
2007 Bridgestone Invitational	T6	71-71-69-71	282	+2	202,000	
2008 Bridgestone Invitational	T63	73-71-73-70	287	+7	37,000	
239,000						
CA Championship						
2008 CA Championship	T30	68-72-73-69	282	-6	62,500	
62,500						
World Cup*						
2006 World Cup [with Angel Cabrera]	T5	64-67-67-73	271	-13	63,333	
63,333						
* - Team Score					TOTAL	\$499,833



JUSTIN ROSE

England



HEIGHT: 6-3
WEIGHT: 185
BIRTHDATE: July 30, 1980
BIRTHPLACE: Johannesburg, South Africa
RESIDENCE: London, England
TURNED PROFESSIONAL: 1998

BEST PGA TOUR CAREER FINISH: T2—2006 Valero Texas Open, 2007 World Golf Championships-Bridgestone Invitational, 2008 the Memorial Tournament presented by Morgan Stanley.

INTERNATIONAL VICTORIES (5): 2002 dunhill championship [Eur], Chunichi Crowns [Jpn], Nashau Masters [SAf], Victor Chandler British Masters [Eur]. 2006 Australian Masters [Aus].

[As of March 9]

OFFICIAL WORLD GOLF RANKING: 22

WORLD GOLF CHAMPIONSHIPS CAREER SUMMARY

Tournament	Position	Score	Total Score	Total Par	Money	
Accenture Match Play Championship (4-5)						
2003 Accenture Match Play Championship	T17				\$60,000	
R1: beat David Duval, 20 holes R2: lost to Kevin Sutherland, 1-down						
2004 Accenture Match Play Championship	T33				35,000	
R1: lost to Stuart Appleby, 5 and 4						
2007 Accenture Match Play Championship	T5				260,000	
R1: beat Michael Campbell, 6 and 5 R2: beat Phil Mickelson, 3 and 1 R3: beat Charles Howell III, 3 and 2 QF: lost to Trevor Immelman, 5 and 4						
2008 Accenture Match Play Championship	T33				40,000	
R1: lost to Rod Pampling, 2 and 1						
2009 Accenture Match Play Championship	T33				45,000	
R1: lost to Boo Weekley, 1-down						
440,000						
Bridgestone Invitational						
2002 NEC Invitational	5	67-67-72-68	274	-10	187,500	
2003 NEC Invitational	T33	72-73-69-69	283	+3	38,583	
2007 Bridgestone Invitational	T2	69-72-71-68	280	E	635,000	
2008 Bridgestone Invitational	T27	71-70-68-71	280	E	60,000	
921,083						
CA Championship						
2002 American Express Championship	T46	73-70-72-69	284	-4	34,000	
2003 American Express Championship	T28	75-69-74-70	288	+8	46,071	
2008 CA Championship	T15	70-71-70-68	279	-9	86,700	
166,771						
World Cup*						
2002 World Cup [with Paul Casey]	T3	65-63-62-68	258	-30	112,500	
2003 World Cup [with Paul Casey]	2	73-73-66-67	279	-9	350,000	
462,500						
* - Team Score					TOTAL	\$1,990,354



RORY SABBATINI (SAB-ih-TEE-knee)

South Africa



HEIGHT: 5-10
WEIGHT: 165
BIRTHDATE: April 2, 1976
BIRTHPLACE: Durban, South Africa
RESIDENCE: Southlake, TX
TURNED PROFESSIONAL: 1998

PGA TOUR VICTORIES (4): 2000 Air Canada Championship. 2003 FBR Capital Open. 2006 Nissan Open. 2007 Crowne Plaza Invitational at Colonial.

OTHER VICTORIES: (1): 2003 World Golf Championships-World Cup [with Trevor Immelman].

[As of March 9]

OFFICIAL WORLD GOLF RANKING: 40

WORLD GOLF CHAMPIONSHIPS CAREER SUMMARY

Tournament	Position	Score	Total Score	Total Par	Money
Accenture Match Play Championship (3-6)					
2002 Accenture Match Play Championship R1: lost to David Toms, 1-down	T33				\$27,500
2005 Accenture Match Play Championship R1: beat Thomas Bjorn, 6 and 5 R2: beat Padraig Harrington, 3 and 1 R3: lost to Ian Poulter, 1-down	T9				125,000
2006 Accenture Match Play Championship R1: lost to Miguel Jimenez, 2 and 1	T33				35,000
2007 Accenture Match Play Championship R1: beat David Howell, 1-up R2: lost to Nick O'Hern, 2 and 1	T17				90,000
2008 Accenture Match Play Championship R1: lost to Bradley Dredge, 4 and 3	T33				40,000
2009 Accenture Match Play Championship R1: lost to Miguel Jimenez, 2 and 1	T33				45,000
					362,500
Bridgestone Invitational					
2003 NEC Invitational	T51	73-72-70-72	287	+7	29,750
2004 NEC Invitational	T2	68-66-71-68	273	-7	552,500
2005 NEC Invitational	T28	73-69-67-75	284	+4	60,200
2006 Bridgestone Invitational	T36	75-71-68-70	284	+4	50,500
2007 Bridgestone Invitational	T2	67-67-72-74	280	E	635,000
2008 Bridgestone Invitational	T27	69-67-70-74	280	E	60,000
					1,387,950
CA Championship					
2004 American Express Championship	T21	71-70-70-73	284	-4	72,000
2006 American Express Championship	T41	73-67-73-72	285	+1	52,500
2007 CA Championship	T35	71-75-73-74	293	+5	56,500
2008 CA Championship	T70	72-74-69-79	294	+6	37,000
					218,000
World Cup*					
2002 World Cup [with Tim Clark]	5	62-64-62-71	259	-29	57,500
2003 World Cup [with Trevor Immelman]	1	70-69-63-73	275	-13	700,000
2004 World Cup [with Trevor Immelman]	4	66-65-64-68	263	-25	100,000
2006 World Cup [with Richard Sterne]	4	64-71-67-68	270	-14	100,000
					957,500
			TOTAL		\$2,925,950

* - Team Score



ADAM SCOTT

Australia



HEIGHT: 6-0
WEIGHT: 170
BIRTHDATE: July 16, 1980
BIRTHPLACE: Adelaide, Australia
RESIDENCE: Crans sur Sierre, Switzerland
TURNED PROFESSIONAL: 2000

PGA TOUR VICTORIES (6): **2003** Deutsche Bank Championship. **2004** THE PLAYERS Championship, Booz Allen Classic. **2006** THE TOUR Championship presented by Coca-Cola. **2007** Shell Houston Open. **2008** EDS Byron Nelson Championship.

INTERNATIONAL VICTORIES (8): **2001** Alfred Dunhill PGA Championship [SAF]. **2002** Qatar Masters [Eur], Gleneagles Scottish PGA Championship [Eur]. **2003** Scandic Carlsberg Scandinavian Masters [Eur]. **2005** Singapore Open [Asia], Johnnie Walker Classic [Eur]. **2006** Singapore Open [Asia]. **2008** Commercialbank Qatar Masters [Eur].

WORLD GOLF CHAMPIONSHIPS CAREER SUMMARY

Tournament	Position	Score	Total Score	Total Par	Money
Accenture Match Play Championship (13-8)					
2002 Accenture Match Play Championship R1: beat Bernhard Langer, 2 and 1 R2: lost to Brad Faxon, 3 and 2	T17				\$55,000
2003 Accenture Match Play Championship R1: beat Bernhard Langer, 3 and 2 R2: beat Rocco Mediate, 1-up R3: beat Kevin Sutherland, 2 and 1 QF: beat Jay Haas, 2 and 1 SF: lost to Tiger Woods, 19 holes Consolation: beat Peter Lonard, 1-up	3				480,000
2004 Accenture Match Play Championship R1: beat Miguel Jimenez, 2 and 1 R2: beat Robert Allenby, 23 holes R3: lost to Davis Love III, 4 and 3	T9				115,000
2005 Accenture Match Play Championship R1: beat Trevor Immelman, 2-up R2: beat David Howell, 2 and 1 R3: beat Sergio Garcia, 4 and 3 QF: lost to David Toms, 2 and 1	T5				240,000
2006 Accenture Match Play Championship R1: beat Lucas Glover, 2 and 1 R2: lost to Tom Lehman, 1-down	T17				85,000
2007 Accenture Match Play Championship R1: lost to Shaun Micheel, 21 holes	T33				40,000
2008 Accenture Match Play Championship R1: beat Brendan Jones, 2 and 1 R2: lost to Woody Austin, 19 holes	T17				90,000
2009 Accenture Match Play Championship R1: lost to Sean O'Hair, 1-down	T33				45,000
					1,150,000
Bridgestone Invitational					
2003 NEC Invitational	T64	72-70-69-80	291	+11	25,500
2004 NEC Invitational	T55	71-67-75-76	289	+9	36,000
2005 NEC Invitational	T36	70-76-67-73	286	+6	52,000
2006 Bridgestone Invitational	T10	63-71-71-70	275	-5	120,000
2007 Bridgestone Invitational	T36	75-76-70-68	289	+9	53,500
2008 Bridgestone Invitational	T56	69-76-72-68	285	+5	40,000
					327,000
CA Championship					
2002 American Express Championship	T39	70-70-69-73	282	-6	37,250
2003 American Express Championship	T40	70-73-75-74	292	+12	36,250
2004 American Express Championship	T36	67-74-73-73	287	-1	48,000
2005 American Express Championship	T29	68-70-69-74	281	+1	60,000
2006 American Express Championship	T2	67-68-65-69	269	-15	610,000
2007 CA Championship	T61	76-71-72-80	299	+11	40,250
2008 CA Championship	T9	67-68-69-72	276	-12	147,500
					979,250
World Cup*					
2001 World Cup [with Aaron Baddeley]	T14	66-70-64-71	271	-17	19,750
2002 World Cup [with Craig Parry]	T6	60-67-65-68	260	-28	47,500
					67,250
			TOTAL		\$2,523,500

* - Team Score

[As of March 9]

OFFICIAL WORLD GOLF RANKING: 19



JEEV MILKHA SINGH

India



HEIGHT: 6-0
WEIGHT: 165
BIRTHDATE: December 15, 1971
BIRTHPLACE: Chandigarh, India
RESIDENCE: Chandigarh, India
TURNED PROFESSIONAL: 1993

BEST PGA TOUR CAREER FINISH: T9—2008 PGA Championship.

INTERNATIONAL VICTORIES (15): **1994** Shinhan Donghae Open [Kor]. **1995** Philippine Classic [Asia], Asian Matchplay Championship, Thailand PGA, Toyota Crown Open [Thailand]. **1996** Philip Morris Asia Cup. **1999** Lexus International [Asia]. **2006** Volvo China Open [Eur], Volvo Masters [Eur], Casio World Open [Jpn], Golf Nippon Series JT Cup [Jpn]. **2008** Bank Austria Golf Open [Eur], Nagashima Shigeo Invitational Segi Sammy Cup [Jpn], Barclays Singapore Open [Asia], Golf Nippon Series JT Cup [Jpn].

WORLD GOLF CHAMPIONSHIPS CAREER SUMMARY

Tournament	Position	Score	Total Score	Total Par	Money
Accenture Match Play Championship (0-2)					
2007 Accenture Match Play Championship R1: lost to Stewart Cink, 3 and 2	T33				\$40,000
2009 Accenture Match Play Championship R1: lost to Ian Poulter, 4 and 3	T33				45,000
					85,000
Bridgestone Invitational					
2007 Bridgestone Invitational	T51	72-74-72-76	294	+14	42,000
					42,000
CA Championship					
2007 CA Championship	T28	74-70-70-77	291	+3	66,500
2008 CA Championship	T26	68-70-70-73	281	-7	66,500
					133,000
			TOTAL		\$260,000

[As of March 9]

OFFICIAL WORLD GOLF RANKING: 36



VIJAY SINGH (VEE-jay SING)



HEIGHT: 6-2
WEIGHT: 208
BIRTHDATE: February 22, 1963
BIRTHPLACE: Lautoka, Fiji
RESIDENCE: Ponte Vedra Beach, FL
TURNED PROFESSIONAL: 1982

WORLD GOLF CHAMPIONSHIPS CAREER SUMMARY

Tournament	Position	Score	Total Score	Total Par	Money
Accenture Match Play Championship (12-10)					
1999 Accenture Match Play Championship R1: beat Rocco Mediate, 5 and 3 R2: lost to Bernhard Langer, 2 and 1	T17				\$50,000
2000 Accenture Match Play Championship R1: lost to Duffy Waldorf, 2 and 1	T33				25,000
2001 Accenture Match Play Championship R1: beat Kevin Sutherland, 4 and 2 R2: lost to Toru Taniguchi, 1-down	T17				50,000
2002 Accenture Match Play Championship R1: beat Toru Taniguchi, 3 and 2 R2: lost to Niclas Fasth, 3 and 2	T17				55,000
2004 Accenture Match Play Championship R1: beat Shingo Katayama, 5 and 3 R2: lost to Jerry Kelly, 4 and 2	T17				75,000
2005 Accenture Match Play Championship R1: beat Shingo Katayama, 4 and 3 R2: lost to Jay Haas, 3 and 2	T17				85,000
2006 Accenture Match Play Championship R1: beat Graeme McDowell, 5 and 4 R2: beat Miguel Jimenez, 2 and 1 R3: lost to Pdraig Harrington, 19 holes	T9				125,000
2007 Accenture Match Play Championship R1: beat John Rollins, 4 and 3 R2: lost to Stephen Ames, 19 holes	T17				90,000
2008 Accenture Match Play Championship R1: beat Peter Hanson, 19 holes R2: beat Niclas Fasth, 1-up R3: beat Rod Pampling, 25 holes QF: lost to Justin Leonard, 1-down	T5				260,000
2009 Accenture Match Play Championship R1: beat Soren Kjeldsen, 2 and 1 R2: lost to Luke Donald, 19 holes	T17				95,000
					910,000
Bridgestone Invitational					
1999 NEC Invitational	T15	71-67-72-71	281	+1	88,000
2001 NEC Invitational	T13	68-68-69-73	278	-2	100,500
2002 NEC Invitational	T11	68-69-69-72	278	-6	78,750
2003 NEC Invitational	T6	69-65-72-69	275	-5	163,333
2004 NEC Invitational	T32	73-73-67-70	283	+3	51,000
2005 NEC Invitational	T3	66-71-72-67	276	-4	353,666
2006 Bridgestone Invitational	T45	70-74-73-69	286	+6	44,500
2007 Bridgestone Invitational	T56	74-72-75-74	295	+15	39,500
2008 Bridgestone Invitational	1	67-66-69-68	270	-10	1,350,000
					2,269,250
CA Championship					
1999 American Express Championship	T16	67-71-75-74	287	+3	70,000
2000 American Express Championship	T3	71-70-71-68	280	-8	287,000
2002 American Express Championship	3	67-69-66-65	267	-21	367,500
2003 American Express Championship	T2	70-70-64-72	276	-4	405,000
2005 American Express Championship	T6	67-70-69-69	275	-5	187,500
2006 American Express Championship	T56	73-75-72-72	292	+8	38,500
2007 CA Championship	T11	74-68-69-74	285	-3	111,000
2008 CA Championship	T2	73-68-63-68	272	-16	530,000
					1,996,500
World Cup*					
2001 World Cup [with Dinesh Chand]	T8	66-69-66-68	269	-19	35,000
2002 World Cup [with Dinesh Chand]	10	63-62-62-75	262	-26	30,000
					65,000
			TOTAL		\$5,240,750

* - Team Score

PGA TOUR VICTORIES (34): **1993** Buick Classic. **1995** Phoenix Open, Buick Classic. **1997** Memorial Tournament, Buick Open. **1998** PGA Championship, Sprint International. **1999** Honda Classic. **2000** Masters Tournament. **2002** Shell Houston Open, THE TOUR Championship presented by Coca-Cola. **2003** Phoenix Open, EDS Byron Nelson Championship, John Deere Classic, FUNAI Classic at Walt Disney World Resort. **2004** AT&T Pebble Beach National Pro-Am, Shell Houston Open, HP Classic of New Orleans, Buick Open, PGA Championship, Deutsche Bank Championship, Bell Canadian Open, 84 LUMBER Classic, Chrysler Championship. **2005** Sony Open in Hawaii, Shell Houston Open, Wachovia Championship, Buick Open. **2006** Barclays Classic. **2007** Mercedes-Benz Championship, Arnold Palmer Invitational presented by MasterCard. **2008** World Golf Championships-Bridgestone Invitational, The Barclays, Deutsche Bank Championship.

INTERNATIONAL VICTORIES (22): **1984** Malaysian PGA Championship [Asia]. **1988** Nigerian Open [Afr], Swedish PGA. **1989** Volvo Open di Firenze [Eur], Ivory Coast Open [Afr], Nigerian Open [Afr], Zimbabwe Open [SAf]. **1990** El Bosque Open [Eur]. **1991** King Hassan Trophy [Morocco]. **1992** Turespana Masters Open de Andalucia [Eur], Malaysian Open [Asia], Volvo German Open [Eur]. **1993** Bells Cup [SAf]. **1994** Scandinavian Masters [Eur], Trophee Lancome [Eur]. **1995** Passport Open [Asia], **1997** South African Open [SAf], Toyota World Match Play Championship [Eur], **2000** Johnnie Walker Taiwan Open. **2001** Carlsberg Malaysian Open, Caltex Singapore Masters. **2007** Kolon-Hana Bank Korea Open [Asia].

OTHER VICTORIES: (3): **2001** Telus Skins Game. **2003** Telus Skins Game. **2008** Chevron World Challenge.

[As of March 9]

OFFICIAL WORLD GOLF RANKING: 6



HENRIK STENSON

Sweden



HEIGHT: 6-1
WEIGHT: 185
BIRTHDATE: April 5, 1976
BIRTHPLACE: Gothenburg, Sweden
RESIDENCE: Sharjah, United Arab Emirates
TURNED PROFESSIONAL: 1999

PGA TOUR VICTORIES (1): 2007 World Golf Championships-Accenture Match Play Championship.

INTERNATIONAL VICTORIES (8): 2000 DEXIA-BIL Luxembourg Open [EurChall], Gula Sidoma Grand Prix [EurChall], 2nd Cuba Challenge Tour Grand Final [EurChall]. **2001** Benson and Hedges International Open [Eur]. **2004** The Heritage at Woburn [Eur]. **2006** Commercialbank Qatar Masters [Eur], BMW International Open [Eur]. **2007** Dubai Desert Classic [Eur]. **2008** Nedbank Challenge.

OTHER VICTORIES: (1): 2008 OMEGA Mission Hills World Cup [with Robert Karlsson].

WORLD GOLF CHAMPIONSHIPS CAREER SUMMARY

Tournament	Position	Score	Total Score	Total Par	Money
Accenture Match Play Championship (12-3)					
2006 Accenture Match Play Championship	T17				\$85,000
R1: beat Paul Casey, 1-up R2: lost to Chad Campbell, 1-down					
2007 Accenture Match Play Championship	1				1,350,000
R1: beat Zach Johnson, 1-up R2: beat K.J. Choi, 1-up R3: beat Aaron Baddeley, 4 and 3 QF: beat Nick O'Hern, 1-up SF: beat Trevor Immelman, 3 and 2 Championship Match: beat Geoff Ogilvy, 2 and 1					
2008 Accenture Match Play Championship	3				575,000
R1: beat Robert Allenby, 1-up R2: beat Trevor Immelman, 25 holes R3: beat Jonathan Byrd, 1-up QF: beat Woody Austin, 1-up SF: lost to Tiger Woods, 1-down Consolation: beat Justin Leonard, 3 and 2					
2009 Accenture Match Play Championship	T33				45,000
R1: lost to Davis Love III, 21 holes					
					2,055,000
Bridgestone Invitational					
2005 NEC Invitational	T13	66-71-72-70	279	-1	94,400
2006 Bridgestone Invitational	T31	75-73-67-68	283	+3	56,000
2007 Bridgestone Invitational	T41	72-74-72-73	291	+11	48,000
2008 Bridgestone Invitational	T16	73-70-68-67	278	-2	82,625
					281,025
CA Championship					
2005 American Express Championship	T3	70-67-67-68	272	-8	353,666
2006 American Express Championship	T13	68-67-68-73	276	-8	98,375
2007 CA Championship	T19	67-73-72-75	287	-1	80,000
2008 CA Championship	T57	72-72-76-68	288	E	42,250
					574,291
World Cup*					
2005 World Cup [with Niclas Fasth]	T2	61-67-63	191	-25	275,000
2006 World Cup [with Carl Pettersson]	3	64-70-63-72	269	-15	200,000
					475,000
				TOTAL	\$3,385,316

* - Team Score

[As of March 9]

OFFICIAL WORLD GOLF RANKING: 7



RICHARD STERNE (STERN-ee)

South Africa



HEIGHT: 5-7
WEIGHT: 150
BIRTHDATE: August 27, 1981
BIRTHPLACE: Pretoria, South Africa
RESIDENCE: Pretoria, South Africa; Manchester, England
TURNED PROFESSIONAL: 2001

BEST PGA TOUR CAREER FINISH: T21—2008 Arnold Palmer Invitational presented by MasterCard.

INTERNATIONAL VICTORIES (7): 2001 Rye Hill Championship. 2004 Madrid Open [Eur]. Nashua Masters [SAf]. 2007 Celtic Manor Wales Open [Eur]. 2008 Joburg Open [Eur], Alfred Dunhill Championship [Eur], South African Open [SAf].

[As of March 9]

OFFICIAL WORLD GOLF RANKING: 46

WORLD GOLF CHAMPIONSHIPS CAREER SUMMARY

Tournament	Position	Score	Total Score	Total Par	Money
Accenture Match Play Championship (0-2)					
2008 Accenture Match Play Championship R1: lost to Hunter Mahan, 4 and 3	T33				\$40,000
2009 Accenture Match Play Championship R1: lost to Stewart Cink, 19 holes	T33				45,000
					85,000
Bridgestone Invitational					
2007 Bridgestone Invitational	T51	77-72-74-71	294	+14	42,000
					42,000
CA Championship					
2008 CA Championship	T44	71-77-67-70	285	-3	48,875
					48,875
World Cup*					
2006 World Cup [with Rory Sabbatini]	4	64-71-67-68	270	-14	100,000
					100,000
					TOTAL \$275,875

* - Team Score



STEVE STRICKER

United States



HEIGHT: 6-0
WEIGHT: 190
BIRTHDATE: February 23, 1967
BIRTHPLACE: Edgerton, WI
RESIDENCE: Madison, WI
TURNED PROFESSIONAL: 1990

PGA TOUR VICTORIES (4): 1996 Kemper Open, Motorola Western Open. 2001 World Golf Championships-Accenture Match Play Championship. 2007 The Barclays.

INTERNATIONAL VICTORIES (2): 1990 Victoria Open [Can]. 1993 Canadian PGA.

[As of March 9]

OFFICIAL WORLD GOLF RANKING: 14

WORLD GOLF CHAMPIONSHIPS CAREER SUMMARY

Tournament	Position	Score	Total Score	Total Par	Money
Accenture Match Play Championship (10-6)					
1999 Accenture Match Play Championship R1: lost to Shigeki Maruyama, 3 and 2	T33				\$25,000
2000 Accenture Match Play Championship R1: beat Lee Janzen, 2 and 1 R2: lost to Duffy Waldorf, 2 and 1	T17				50,000
2001 Accenture Match Play Championship R1: beat Padraig Harrington, 2 and 1 R2: beat Scott Verplank, 3 and 2 R3: beat Justin Leonard, 6 and 5 QF: beat Nick O'Hern, 20 holes SF: beat Toru Taniguchi, 2 and 1 Championship Match: beat Pierre Fulke, 2 and 1	1				1,000,000
2002 Accenture Match Play Championship R1: lost to Chris DiMarco, 3 and 2	T33				27,500
2007 Accenture Match Play Championship R1: lost to Geoff Ogilvy, 4 and 3	T33				40,000
2008 Accenture Match Play Championship R1: beat Daniel Chopra, 20 holes R2: beat Hunter Mahan, 20 holes R3: lost to Angel Cabrera, 4 and 3	T9				130,000
2009 Accenture Match Play Championship R1: beat Dustin Johnson, 2 and 1 R2: lost to Ernie Els, 3 and 2	T17				95,000
					1,367,500
Bridgestone Invitational					
2007 Bridgestone Invitational	T41	70-73-76-72	291	+11	48,000
2008 Bridgestone Invitational	T43	68-69-75-70	282	+2	46,600
					94,600
CA Championship					
2007 CA Championship	T35	74-69-73-77	293	+5	56,500
2008 CA Championship	T6	71-68-73-63	275	-13	198,333
					254,833
					TOTAL \$1,716,933



KEVIN SUTHERLAND

United States



HEIGHT: 6-1
WEIGHT: 185
BIRTHDATE: July 4, 1964
BIRTHPLACE: Sacramento, CA
RESIDENCE: Sacramento, CA
TURNED PROFESSIONAL: 1987

PGA TOUR VICTORIES (1): 2002 World Golf Championships-Accenture Match Play Championship.

[As of March 9]

OFFICIAL WORLD GOLF RANKING: 56

WORLD GOLF CHAMPIONSHIPS CAREER SUMMARY

Tournament	Position	Score	Total Score	Total Par	Money
Accenture Match Play Championship (8-3)					
2001 Accenture Match Play Championship R1: lost to Vijay Singh, 4 and 2	T33				\$25,000
2002 Accenture Match Play Championship R1: beat David Duval, 20 holes R2: beat Paul McGinley, 2 and 1 R3: beat Jim Furyk, 4 and 3 QF: beat David Toms, 3 and 2 SF: beat Brad Faxon, 1 up Championship Match: beat Scott McCarron, 1 up	1				1,000,000
2003 Accenture Match Play Championship R1: beat Sergio Garcia, 2 and 1 R2: beat Justin Rose, 1-up R3: lost to Adam Scott, 2 and 1	T9				95,000
2009 Accenture Match Play Championship R1: lost to Geoff Ogilvy, 19 holes	T33				45,000
					1,165,000
Bridgestone Invitational					
2002 NEC Invitational	T58	74-71-71-74	290	+6	29,500 29,500
CA Championship					
2002 American Express Championship	T27	69-68-70-71	278	-10	48,500 48,500
			TOTAL		\$1,243,000



D.J. TRAHAN (TRAY-han)

United States



HEIGHT: 6-3
WEIGHT: 185
BIRTHDATE: December 18, 1980
BIRTHPLACE: Atlanta, GA
RESIDENCE: Mt. Pleasant, SC
TURNED PROFESSIONAL: 2003

PGA TOUR VICTORIES (2): 2006 Southern Farm Bureau Classic. 2008 Bob Hope Chrysler Classic.

NATIONWIDE TOUR VICTORIES (1): 2004 Miccosukee Championship.

[As of March 9]

OFFICIAL WORLD GOLF RANKING: 65

WORLD GOLF CHAMPIONSHIPS CAREER SUMMARY

Tournament	Position	Score	Total Score	Total Par	Money
Bridgestone Invitational					
2008 Bridgestone Invitational	T8	69-67-70-68	274	-6	\$162,500 162,500
CA Championship					
2008 CA Championship	T57	74-73-75-66	288	E	42,250 42,250
			TOTAL		\$204,750



CAMILO VILLEGAS (kuh-ME-lo bee-JAY-gus)

Columbia

HEIGHT: 5-9
WEIGHT: 160
BIRTHDATE: January 7, 1982
BIRTHPLACE: Medellin, Colombia
RESIDENCE: Gainesville, FL
TURNED PROFESSIONAL: 2004

PGA TOUR VICTORIES (2): 2008 BMW Championship, THE TOUR Championship presented by Coca-Cola.

INTERNATIONAL VICTORIES (2): 2001 Colombian Open. 2007 Coca-Cola Tokai Classic [Jpn].

OTHER VICTORIES: (1): 2008 CVS/Caremark Charity Classic [with Bubba Watson].

[As of March 9]

OFFICIAL WORLD GOLF RANKING: 10

WORLD GOLF CHAMPIONSHIPS CAREER SUMMARY

Tournament	Position	Score	Total Score	Total Par	Money
Accenture Match Play Championship (2-2)					
2008 Accenture Match Play Championship R1: lost to K.J. Choi, 3 and 2	T33				\$40,000
2009 Accenture Match Play Championship R1: beat Rod Pampling, 7 and 6 R2: beat Miguel Jimenez, 5 and 4 R3: lost to Geoff Ogilvy, 2 and 1	T9				140,000
					180,000
CA Championship					
2008 CA Championship	T26	71-72-68-70	281	-7	66,500 66,500
World Cup*					
2006 World Cup [with Manuel Merizalde]	14	67-74-66-70	277	-7	25,000 25,000
			TOTAL		\$271,500

* - Team Score



NICK WATNEY

United States



HEIGHT: 6-2
WEIGHT: 180
BIRTHDATE: April 25, 1981
BIRTHPLACE: Sacramento, CA
RESIDENCE: Las Vegas, NV
TURNED PROFESSIONAL: 2003

PGA TOUR VICTORIES (2): 2007 Zurich Classic of New Orleans. 2009 Buick Invitational.

NATIONWIDE TOUR VICTORIES (1): 2004 Nationwide Tour Championship.

INTERNATIONAL VICTORIES (1): 2003 Lewis Chitengwa Memorial Championship [Can].

OTHER VICTORIES: (1): 2005 Callaway Golf Pebble Beach Invitational.

[As of March 9]

OFFICIAL WORLD GOLF RANKING: 78

WORLD GOLF CHAMPIONSHIPS CAREER SUMMARY

Tournament	Position	Score	Total Score	Total Par	Money
Bridgestone Invitational					
2007 Bridgestone Invitational	T61	72-72-76-76	296	+16	\$36,750
			TOTAL		\$36,750



BUBBA WATSON

United States



HEIGHT: 6-3
WEIGHT: 180
BIRTHDATE: November 5, 1978
BIRTHPLACE: Bagdad, FL
RESIDENCE: Scottsdale, AZ

BEST PGA TOUR CAREER FINISH: T2—2007 Shell Houston Open, 2008 Buick Open.

OTHER VICTORIES: (1): 2008 CVS/Caremark Charity Classic [with Camilo Villegas]

[As of March 9]

OFFICIAL WORLD GOLF RANKING: 112

WORLD GOLF CHAMPIONSHIPS CAREER SUMMARY

Tournament	Position	Score	Total Score	Total Par	Money
No previous World Golf Championships competition.					



BOO WEEKLEY

United States



HEIGHT: 6-0
WEIGHT: 210
BIRTHDATE: July 23, 1973
BIRTHPLACE: Milton, FL
RESIDENCE: Jay, FL
TURNED PROFESSIONAL: 1997

PGA TOUR VICTORIES (2): 2007 Verizon Heritage. 2008 Verizon Heritage.

[As of March 9]

OFFICIAL WORLD GOLF RANKING: 53

WORLD GOLF CHAMPIONSHIPS CAREER SUMMARY

Tournament	Position	Score	Total Score	Total Par	Money
Accenture Match Play Championship (3-2)					
2008 Accenture Match Play Championship	T9				\$130,000
R1: beat Martin Kaymer, 2 and 1					
R2: beat Sergio Garcia, 3 and 1					
R3: lost to Woody Austin, 3 and 2					
2009 Accenture Match Play Championship	T17				95,000
R1: beat Justin Rose, 1-up					
R2: lost to Sean O'Hair, 2 and 1					
					225,000
Bridgestone Invitational					
2007 Bridgestone Invitational	T30	68-78-70-72	288	+8	58,000
2008 Bridgestone Invitational	T66	72-73-71-72	288	+8	35,750
					93,750
CA Championship					
2008 CA Championship	T30	72-73-69-68	282	-6	62,500
					62,500
TOTAL					\$381,250



MIKE WEIR

Canada



HEIGHT: 5-9
WEIGHT: 155
BIRTHDATE: May 12, 1970
BIRTHPLACE: Sarnia, Ontario, Canada
RESIDENCE: Draper, UT
TURNED PROFESSIONAL: 1992

PGA TOUR VICTORIES (8): **1999** Air Canada Championship. **2000** World Golf Championships-American Express Championship. **2001** THE TOUR Championship. **2003** Bob Hope Chrysler Classic, Nissan Open, Masters Tournament. **2004** Nissan Open. **2007** Fry's Electronics Open.

INTERNATIONAL VICTORIES (2): **1997** BC TEL Pacific Open [Can], Canadian Masters [Can].

OTHER VICTORIES (3): **1999** Telus Skins Game. **2003** Champions Challenge [with Dean Wilson]. **2004** Champions Challenge [with Dean Wilson].

[As of March 9]

OFFICIAL WORLD GOLF RANKING: 20

WORLD GOLF CHAMPIONSHIPS CAREER SUMMARY

Tournament	Position	Score	Total Score	Total Par	Money
Accenture Match Play Championship (6-9)					
2000 Accenture Match Play Championship R1: beat Carlos Franco, 4 and 3 R2: lost to Sergio Garcia, 7 and 6	T17				\$50,000
2002 Accenture Match Play Championship R1: beat Paul Lawrie, 3 and 2 R2: lost to Scott McCarron, 1-down	T17				55,000
2003 Accenture Match Play Championship R1: beat Loren Roberts, 26 holes R2: lost to Jerry Kelly, 2 and 1	T17				60,000
2004 Accenture Match Play Championship R1: beat Rich Beem, 3 and 2 R2: lost to Stephen Leaney, 4 and 2	T17				75,000
2005 Accenture Match Play Championship R1: lost to Kirk Triplett, 1-down	T33				35,000
2006 Accenture Match Play Championship R1: beat Stewart Cink, 4 and 3 R2: beat Bernhard Langer, 20 holes R3: lost to Geoff Ogilvy, 21 holes	T9				125,000
2007 Accenture Match Play Championship R1: lost to Paul Casey, 1-down	T33				40,000
2008 Accenture Match Play Championship R1: lost to Arron Oberholser, 3 and 1	T33				40,000
2009 Accenture Match Play Championship R1: lost to Hunter Mahan, 1-down	T33				45,000
					525,000
Bridgestone Invitational					
2000 NEC Invitational	T24	68-76-68-71	283	+3	52,333
2001 NEC Invitational	25	69-70-71-73	283	+3	53,000
2002 NEC Invitational	T24	69-70-71-72	282	-2	45,000
2003 NEC Invitational	T23	71-72-69-69	281	+1	48,000
2004 NEC Invitational	T41	70-67-73-74	284	+4	45,500
2005 NEC Invitational	T36	71-69-70-76	286	+6	52,000
2006 Bridgestone Invitational	T22	69-71-69-72	281	+1	68,000
2007 Bridgestone Invitational					W/D
					363,833
CA Championship					
1999 American Express Championship	T30	73-68-72-78	291	+7	37,750
2000 American Express Championship	1	68-75-65-69	277	-11	1,000,000
2002 American Express Championship	T15	67-70-68-69	274	-14	65,000
2003 American Express Championship	T28	69-73-72-74	288	+8	46,071
2005 American Express Championship	T18	73-67-70-69	279	-1	77,000
2007 CA Championship	T50	73-75-73-74	295	+7	45,000
2008 CA Championship	T20	73-69-67-71	280	-8	75,000
					1,345,821
World Cup*					
2000 World Cup [with Glen Hnatiuk]	T10	61-72-62-76	271	-17	28,750
2001 World Cup [with Ian Leggatt]	T6	62-73-66-67	268	-20	47,500
2002 World Cup [with Ian Leggatt]	T8	59-67-64-71	261	-27	37,500
2006 World Cup [with Jim Rutledge]	T15	66-70-70-72	278	-6	24,250
					138,000
			TOTAL		\$2,372,654

* - Team Score



LEE WESTWOOD

England



HEIGHT: 6-0
WEIGHT: 205
BIRTHDATE: April 24, 1973
BIRTHPLACE: Worksop, England
RESIDENCE: Worksop, England
TURNED PROFESSIONAL: 1993

PGA TOUR VICTORIES (1): 1998 Freeport-McDermott Classic.

INTERNATIONAL VICTORIES (25): 1996 Volvo Scandinavian Masters [Eur], Sumitomo Visa Taiheiyo Masters [Jpn]. 1997 Volvo Masters Andalucia [Eur], Sumitomo Visa Taiheiyo Masters [Jpn]. 1998 Deutsche Bank-SAP Open-TPC of Europe [Eur], National Car Rental English Open [Eur], The Standard Life Loch Lomond [Eur], Belgacom Open [Eur], Sumitomo Visa Taiheiyo Masters [Jpn], Holden Australian Open [Aus]. 1999 TNT Dutch Open [Eur], Smurfit European Open [Eur], Canon European Masters [Eur], Macau Open [Asia]. 2000 Dimension Data Pro-Am [SAf], Deutsche Bank-SAP Open TPC of Europe [Eur], Compaq European Grand Prix [Eur], Smurfit European Open [Eur], Volvo Scandinavian Masters [Eur], Belgacom Open [Eur], Cisco World Match Play Championship [Eur]. 2003 BMW International Open [Eur], dunhill links championship [Eur]. 2007 Valle Romano Open de Andalucia [Eur].

WORLD GOLF CHAMPIONSHIPS CAREER SUMMARY

Tournament	Position	Score	Total Score	Total Par	Money
Accenture Match Play Championship (5-9)					
1999 Accenture Match Play Championship R1: lost to Eduardo Romero, 3 and 2	T33				\$25,000
2000 Accenture Match Play Championship R1: beat Brandt Jobe, 2 and 1 R2: lost to Scott Hoch, 1-down	T17				50,000
2002 Accenture Match Play Championship R1: beat Shingo Katayama, 4 and 3 R2: lost to John Cook, 1-down	T17				55,000
2004 Accenture Match Play Championship R1: lost to Phil Mickelson, 3 and 1	T33				35,000
2005 Accenture Match Play Championship R1: beat Steve Flesch, 4 and 3 R2: lost to Davis Love III, 7 and 6	T17				85,000
2006 Accenture Match Play Championship R1: lost to Scott Verplank, 26 holes	T33				35,000
2007 Accenture Match Play Championship R1: lost to Padraig Harrington, 19 holes	T33				40,000
2008 Accenture Match Play Championship R1: beat Brandt Snedeker, 3 and 2 R2: lost to Justin Leonard, 2 and 1	T17				90,000
2009 Accenture Match Play Championship R1: beat Prayad Marksaeng, 2 and 1 R2: lost to Stewart Cink, 23 holes	T17				95,000
					510,000
Bridgestone Invitational					
1999 NEC Invitational	T33	74-72-70-72	288	+8	34,000
2000 NEC Invitational	T20	66-69-73-72	280	E	68,333
2001 NEC Invitational					W/D
2002 NEC Invitational	T15	68-69-72-70	279	-5	60,875
2003 NEC Invitational	T46	70-70-73-73	286	+6	31,500
2004 NEC Invitational	T9	69-69-69-69	276	-4	116,000
2005 NEC Invitational	T24	73-72-63-74	282	+2	69,000
2006 Bridgestone Invitational					W/D
2007 Bridgestone Invitational	T22	68-71-79-69	287	+7	66,250
2008 Bridgestone Invitational	T2	70-65-67-69	271	-9	635,000
					1,080,958
CA Championship					
1999 American Express Championship	T4	73-67-71-73	284	E	176,666
2000 American Express Championship	2	72-72-68-67	279	-9	500,000
2003 American Express Championship	T35	72-71-71-75	289	+9	41,500
2004 American Express Championship	T13	68-69-71-73	281	-7	90,000
2005 American Express Championship	T51	71-75-75-68	289	+9	40,500
2006 American Express Championship	T32	71-66-73-72	282	-2	61,000
2008 CA Championship	T34	71-72-72-68	283	-5	57,500
					967,166
			TOTAL		\$2,558,124

[As of March 9]

OFFICIAL WORLD GOLF RANKING: 12



OLIVER WILSON

England



HEIGHT: 5-11
WEIGHT: 168
BIRTHDATE: September 14, 1980
BIRTHPLACE: Mansfield, Nottinghamshire, England
RESIDENCE: London, England
TURNED PROFESSIONAL: 2003

BEST PGA TOUR CAREER FINISH: T9—2009 World Golf Championships-Accenture Match Play Championship.

[As of March 9]

OFFICIAL WORLD GOLF RANKING: 44

WORLD GOLF CHAMPIONSHIPS CAREER SUMMARY

Tournament	Position	Score	Total Score	Total Par	Money
Accenture Match Play Championship (2-1)					
2009 Accenture Match Play Championship	T9				\$140,000
R1: beat K.J. Choi, 3 and 1					
R2: beat Anthony Kim, 2 and 1					
R3: lost to Justin Leonard, 19 holes					
					140,000
Bridgestone Invitational					
2008 Bridgestone Invitational	T27	71-69-72-68	280	E	60,000
					60,000
			TOTAL		\$200,000



TIGER WOODS

United States



HEIGHT: 6-1
WEIGHT: 185
BIRTHDATE: December 30, 1975
BIRTHPLACE: Cypress, CA
RESIDENCE: Orlando, FL
TURNED PROFESSIONAL: 1996

WORLD GOLF CHAMPIONSHIPS CAREER SUMMARY

Tournament	Position	Score	Total Score	Total Par	Money
Accenture Match Play Championship (32-7)					
1999 Accenture Match Play Championship R1: beat Nick Faldo, 4 and 3 R2: beat Bob Tway, 1 up R3: beat Stewart Cink, 2 and 1 QF: lost to Jeff Maggert, 2 and 1	T5				\$150,000
2000 Accenture Match Play Championship R1: beat Michael Campbell, 5 and 4 R2: beat Retief Goosen, 1 up R3: beat Shigeki Maruyama, 4 and 3 QF: beat Paul Lawrie, 21 holes SF: beat Davis Love III, 5 and 4 Championship Match: lost to Darren Clarke, 4 and 3	2				500,000
2002 Accenture Match Play Championship R1: lost to Peter O'Malley, 2 and 1	T33				27,500
2003 Accenture Match Play Championship R1: beat Carl Pettersson, 2 and 1 R2: beat K.J. Choi, 5 and 3 R3: beat Stephen Leaney, 7 and 6 QF: beat Scott Hoch, 5 and 4 SF: beat Adam Scott, 19 holes Championship Match: beat David Toms, 2 and 1	1				1,050,000
2004 Accenture Match Play Championship R1: beat John Rollins, 1-up R2: beat Trevor Immelman, 5 and 4 R3: beat Fredrik Jacobson, 5 and 4 QF: beat Padraig Harrington, 2 and 1 SF: beat Stephen Leaney, 2 and 1 Championship Match: beat Davis Love III, 3 and 2	1				1,200,000
2005 Accenture Match Play Championship R1: beat Nick Price, 4 and 3 R2: lost to Nick O'Hern, 3 and 1	T17				85,000
2006 Accenture Match Play Championship R1: beat Stephen Ames, 9 and 8 R2: beat Robert Allenby, 1-up R3: lost to Chad Campbell, 1-down	T9				125,000
2007 Accenture Match Play Championship R1: beat J.J. Henry, 3 and 2 R2: beat Tim Clark, 5 and 4 R3: lost to Nick O'Hern, 20 holes	T9				130,000
2008 Accenture Match Play Championship R1: beat J.B. Holmes, 1-up R2: beat Arron Oberholser, 3 and 2 R3: beat Aaron Baddeley, 20 holes QF: beat K.J. Choi, 3 and 2 SF: beat Henrik Stenson, 1-up Championship Match: beat Stewart Cink, 8 and 7	1				1,350,000
2009 Accenture Match Play Championship R1: beat Brendan Jones, 3 and 2 R2: lost to Tim Clark, 4 and 2	T17				95,000
					4,712,500
Bridgestone Invitational					
1999 NEC Invitational	1	66-71-62-71	270	-10	1,000,000
2000 NEC Invitational	1	64-61-67-67	259	-21	1,000,000
2001 NEC Invitational	1	66-67-66-69	268	-12	1,000,000
2002 NEC Invitational	4	68-70-67-68	273	-11	215,000
2003 NEC Invitational	T4	65-72-67-70	274	-6	235,000
2004 NEC Invitational	T2	68-66-70-69	273	-7	552,500
2005 NEC Invitational	1	66-70-67-71	274	-6	1,300,000
2006 Bridgestone Invitational	1	67-64-71-68	270	-10	1,300,000
2007 Bridgestone Invitational	1	68-70-69-65	272	-8	1,350,000
					7,952,500
CA Championship					
1999 American Express Championship	1	71-69-70-68	278	-6	1,000,000
2000 American Express Championship	T5	71-69-69-72	281	-7	157,500
2002 American Express Championship	1	65-65-67-66	263	-25	1,000,000
2003 American Express Championship	1	67-66-69-72	274	-6	1,050,000
2004 American Express Championship	9	68-70-70-70	278	-10	155,000
2005 American Express Championship	1	67-68-68-67	270	-10	1,300,000
2006 American Express Championship	1	63-64-67-67	261	-23	1,300,000
2007 CA Championship	1	71-66-68-73	278	-10	1,350,000
2008 CA Championship	5	67-66-72-68	273	-15	285,000
					7,597,500
World Cup*					
2000 World Cup [with David Duval]	1	61-65-60-68	254	-34	500,000
2001 World Cup [with David Duval]	T2	66-68-63-67	264	-24	158,333
					658,333
			TOTAL		\$20,920,83

* - Team Score

PGA TOUR VICTORIES (65): **1996** Las Vegas Invitational, Walt Disney World/Oldsmobile Classic. **1997** Mercedes Championships, Masters Tournament, GTE Byron Nelson Golf Classic, Motorola Western Open. **1998** BellSouth Classic. **1999** Buick Invitational, Memorial Tournament, Motorola Western Open, PGA Championship, World Golf Championships-NEC Invitational, National Car Rental Golf Classic/Disney, THE TOUR Championship, World Golf Championships-American Express Championship. **2000** Mercedes Championships, AT&T Pebble Beach National Pro-Am, Bay Hill Invitational, Memorial Tournament, U.S. Open, British Open, PGA Championship, World Golf Championships-NEC Invitational, Bell Canadian Open. **2001** Bay Hill Invitational, THE PLAYERS Championship, Masters Tournament, Memorial Tournament, World Golf Championships-NEC Invitational. **2002** Bay Hill Invitational presented by Cooper Tires, Masters Tournament, U.S. Open, Buick Open, World Golf Championships-American Express Championship. **2003** Buick Invitational, World Golf Championships-Accenture Match Play Championship, Bay Hill Invitational presented by Cooper Tires, 100th Western Open presented by Golf Digest, World Golf Championships-American Express Championship. **2004** World Golf Championships-Accenture Match Play Championship. **2005** Buick Invitational, Ford Championship at Doral, Masters Tournament, British Open, World Golf Championships-NEC Invitational, World Golf Championships-American Express Championship. **2006** Buick Invitational, Ford Championship at Doral, British Open, Buick Open, PGA Championship, World Golf Championships-Bridgestone Invitational, Deutsche Bank Championship, World Golf Championships-American Express Championship. **2007** Buick Invitational, World Golf Championships-CA Championship, Wachovia Championship, World Golf Championships-Bridgestone Invitational, PGA Championship, BMW Championship, THE TOUR Championship presented by Coca-Cola. **2008** Buick Invitational, World Golf Championships-Accenture Match Play Championship, Arnold Palmer Invitational presented by MasterCard, U.S. Open.

INTERNATIONAL VICTORIES (11): **1997** Asian Honda Classic. **1998** Johnnie Walker Classic [Asia]. **1999** Deutsche Bank Open-TPC of Europe [Eur], World Cup of Golf [indiv]. **2000** Johnnie Walker Classic. **2001** Deutsche Bank-SAP Open TPC of Europe. **2002** Deutsche Bank-SAP Open TPC of Europe. **2004** Dunlop Phoenix [Jpn]. **2005** Dunlop Phoenix [Jpn]. **2006** Dubai Desert Classic [Eur]. **2008** Dubai Desert Classic [Eur].

OTHER VICTORIES: (13): **1998** PGA Grand Slam of Golf. **1999** World Cup [with Mark O'Meara], PGA Grand Slam of Golf. **2000** EMC World Cup [with David Duval]. PGA Grand Slam of Golf. **2001** Williams World Challenge, PGA Grand Slam of Golf. **2002** PGA Grand Slam of Golf. **2004** Target World Challenge. **2005** PGA Grand Slam of Golf. **2006** PGA Grand Slam of Golf, Target World Challenge. **2007** Target World Challenge.

[As of March 9]

OFFICIAL WORLD GOLF RANKING: 1



Y.E. YANG

South Korea



HEIGHT: 5-9
WEIGHT: 195
BIRTHDATE: January 15, 1972
BIRTHPLACE: Jeju-do, South Korea
RESIDENCE: Seoul, South Korea
TURNED PROFESSIONAL: 1996

PGA TOUR VICTORIES (1): **2009** The Honda Classic.
INTERNATIONAL VICTORIES (5): **2004** Sun Chlorella Classic [Jpn], Asahi-Ryokuken Yomiuri Memorial [Jpn]. **2005** Coca-Cola Tokai Classic [Jpn]. **2006** Suntory Open [Jpn], Korea Open [Kor].

[As of March 9]

OFFICIAL WORLD GOLF RANKING: 147

WORLD GOLF CHAMPIONSHIPS CAREER SUMMARY

Tournament	Position	Score	Total Score	Total Par	Money
Accenture Match Play Championship (0-1)					
2007 Accenture Match Play Championship	T33				\$40,000
R1: lost to Rod Pampling, 5 and 4					
40,000					
Bridgestone Invitational					
2007 Bridgestone Invitational	T56	73-74-70-78	295	+15	39,500
39,500					
CA Championship					
2004 American Express Championship	64	75-76-71-77	299	+11	32,500
2007 CA Championship	T65	76-77-73-75	301	+13	38,000
70,500					
TOTAL					\$150,000



AZUMA YANO

Japan



HEIGHT: 5-9
WEIGHT: 145
BIRTHDATE: July 6, 1977
BIRTHPLACE: Gunma, Japan
RESIDENCE: Tokyo, Japan
TURNED PROFESSIONAL: 1999

BEST PGA TOUR CAREER FINISH: T43—2006 FUNAI Classic at Walt Disney World Resort.

INTERNATIONAL VICTORIES (3): **2005** Yomimuri Memorial [Jpn]. **2008** ANA Open [Jpn], Bridgestone Open [Jpn].

[As of March 9]

OFFICIAL WORLD GOLF RANKING: 82

WORLD GOLF CHAMPIONSHIPS CAREER SUMMARY

Tournament	Position	Score	Total Score	Total Par	Money
No previous World Golf Championships competition.					

World Golf Championships



Zach Johnson
United States

International Federation of PGA Tours/World Golf Championships

At the 1996 Presidents Cup, golf's five world governing bodies—the European Tour, Japan Golf Tour Organization, PGA TOUR, PGA Tour of Australasia and Southern Africa Tour—reached agreement on several key elements of professional golf designed to create new international events beginning in 1999.

Three major initiatives were outlined at Robert Trent Jones Golf Club, site of the second Presidents Cup:

- Formation of the International Federation of PGA Tours
- Joint sanctioning by the members of the International Federation of PGA Tours of significant competitions, including some at the world championship level, for the game's top players
- A structure for a generally accepted worldwide ranking system

Those "significant competitions" were announced in Oct. 1997, when the Federation introduced the World Golf Championships.

The first three jointly sanctioned championships—the Accenture Match Play Championship, the NEC Invitational (now the Bridgestone Invitational) and the American Express Championship (now the CA Championship)—were launched in 1999. Jeff Maggert won the first-ever World Golf Championships event, the Accenture Match Play Championship at La Costa Resort and Spa in Carlsbad, CA. Tiger Woods won the next two—the NEC Invitational at Firestone CC's South Course in Akron, OH, and the American Express Championship at Valderrama in Spain. The addition of the World Cup was announced in December 1999 and debuted in December 2000.

In 2000, Darren Clarke won the second Accenture Match Play Championship at La Costa, while Woods was successful at Firestone in defense of his NEC Invitational title. Mike Weir won the American Express Championship in Valderrama, while Woods and David Duval teamed to win the World Cup for the United States at Buenos Aires Golf Club in Buenos Aires, Argentina.

The 2001 World Golf Championships began at The Metropolitan Club in Melbourne, Australia, with the Accenture Match Play Championship. That event was won by Steve Stricker of the United States. In August, Woods won his third consecutive NEC Invitational in a seven-hole playoff at Firestone over Jim Furyk. In September, the American Express Championship, scheduled to be held at Bellerive Country Club in St. Louis, MO, was canceled due to the terrorist attacks in the United States. South Africa represented by Ernie Els and Retief Goosen won the World Cup in November at The Taiheiyo Club in Japan.

In 2002, Kevin Sutherland defeated six higher-seeded players on his way to victory in the Accenture Match Play Championship at La Costa. Craig Parry continued the first-time winner trend when he emerged victorious at the NEC Invitational at Sahalee CC, outside of Seattle, WA. In September, Woods kept his streak of winning at least one World Golf Championships event a year alive, with his victory at Mount Juliet Estate in Ireland. The season came to a close

with Japan's Shigeki Maruyama and Toshi Izawa teaming to win the World Cup in Puerto Vallarta, Mexico.

The 2003 World Golf Championships got underway in February with Woods winning the Accenture Match Play Championship at La Costa Resort. That victory made him the first player to win all four of the World Golf Championships events in their five-year history.

The series continued in August as Clarke won the NEC Invitational as the tournament returned to Firestone Country Club. A month later, Woods won his second World Golf Championships event of 2003 at the American Express Championship at the Capital City Club's Crabapple Course in the Atlanta-suburb of Woodstock, GA. The year concluded in November with the South African team of Rory Sabbatini and Trevor Immelman winning the World Cup at The Ocean Course at Kiawah Island Golf Resort on Kiawah Island, SC.

The 2004 World Golf Championships began in February with Woods successfully defending his Accenture Match Play Championship title at La Costa Resort and Spa in Carlsbad, CA. In August, Stewart Cink captured his first World Golf Championships title with a victory at the NEC Invitational in Akron, OH. Els earned his first individual World Golf Championships title in the third World Golf Championships event of the year when he won the American Express Championship, his third victory of 2004. The American Express Championship was in Ireland. American Express Championship was in Ireland. The World Golf Championships season ended with England's Paul Casey and Luke Donald teaming to win the World Cup.

The 2005 season's first World Golf Championships event was the Accenture Match Play Championship, won by David Toms in convincing fashion over Chris DiMarco. At the NEC Invitational, Woods continued his dominance at Firestone with a resounding victory. Woods won again at the American Express Championship at Harding Park Golf Course in San Francisco, CA. The final World Golf Championships tournament of 2005 was the Algarve World Cup in Portugal, won by Wales, represented by Stephen Dodd and Bradley Dredge.

In February 2006, the World Golf Championships season began with the final Accenture Match Play Championship contested at the La Costa Resort and Spa in Carlsbad, CA. Geoff Ogilvy won the title. Woods won the next two events—the Bridgestone Invitational in Akron, OH, and the American Express Championship in the London, England, suburb of Hertfordshire. The final event of the year was the Barbados World Cup at Sandy Lane Resort. The German team of Bernhard Langer and Marcel Siem prevailed in a playoff.

The 2007 season featured dramatic changes in the World Golf Championships landscape. The Accenture Match Play Championship moved from its long-time home in Southern California to The Gallery Golf Club at Dove Mountain in Tucson, AZ. Ogilvy looked like he was



International Federation of PGA Tours/World Golf Championships (cont.)

going to successfully defend his title until Henrik Stenson defeated him in the finals. A month later, the CA Championship, after moving from its usual fall spot on the PGA TOUR schedule to March at the Doral Golf Resort and Spa's Blue Course in Doral, FL, where Woods won his third consecutive title. Woods also won the Bridgestone Invitational at Firestone Country Club's South Course.

The 2008 season began at the Accenture Match Play Championship, again in Tucson, with Tiger Woods surviving some early round scares to eventually rout Stewart Cink, 8 and 7, in the final. At the CA Championship at Doral, Geoff Ogilvy earned his second World Golf Championships title, edging a trio of former major champions—Jim Furyk, Retief Goosen and Vijay Singh—by a stroke in a Monday morning win. Singh later gained redemption by winning the Bridgestone Invitational at Firestone for his first World Golf Championships victory.

This season, the first tournament was the Accenture Match Play Championship, which switched to The Ritz-Carlton Golf Club Dove Mountain in Marana, AZ. Geoff Ogilvy won his third World Golf Championships title, with two of them coming at the Accenture Match Play Championship. The CA Championship returns to the Doral Golf Resort and Spa's Blue Course this week, with the Bridgestone Invitational again slated for Firestone Country Club's South Course.

The World Golf Championships events feature players from around the world competing against one another in varied formats

(match play, stroke and team). The championships rotate through a variety of outstanding venues worldwide. Roughly half of the golf courses are in the United States, with the other half in venues represented by the International Federation of PGA Tours. World Golf Championships events have been contested on five continents.

The World Golf Championships were developed to enhance the competitive structure of professional golf worldwide while preserving the traditions and strengths of the individual Tours and their events.

The Asian Tour joined the International Federation of PGA Tours as a full-fledged member in November 1999, while the Canadian Tour was named an associate member in March 2000. Accenture, Bridgestone and CA are the umbrella sponsors of the World Golf Championships.

Fields for the World Golf Championships are filled primarily through the Official World Golf Ranking, which is endorsed by all the sport's major professional organizations and governing bodies, and individual Tour's Official Money Lists/Orders of Merit.

Winners of World Golf Championships are honored with trophies honoring some of the great names in international golf. The winner of the Accenture Match Play Championship earns the Walter Hagen Cup; the Gene Sarazen Cup goes to the champion of the CA Championship, while the winner of the Bridgestone Invitational is awarded the Gary Player Cup.

All-Time World Golf Championships Money Leaders

Name	Events	Earnings	Name	Events	Earnings	Name	Events	Earnings
1 Tiger Woods	28	\$20,262,500	10 Retief Goosen	26	\$3,650,317	19 Justin Leonard	25	\$2,480,875
2 Geoff Ogilvy	10	5,442,333	11 Ernie Els	26	3,481,250	20 Adam Scott	21	2,456,250
3 Vijay Singh	27	5,175,750	12 Chris DiMarco	21	3,057,542	21 Robert Allenby	24	2,434,333
4 Stewart Cink	25	4,952,192	13 Stuart Appleby	30	3,048,900	22 Padraig Harrington	28	2,364,883
5 Darren Clarke	24	4,412,517	14 Sergio Garcia	25	2,895,308	23 Mike Weir	25	2,263,655
6 David Toms	25	4,359,792	15 Phil Mickelson	26	2,880,833	24 Miguel A. Jimenez	22	2,053,084
7 Henrik Stenson	13	3,760,317	16 Colin Montgomerie	24	2,780,833	25 Rory Sabbatini	17	2,045,950
8 Jim Furyk	26	3,744,375	17 Ian Poulter	19	2,571,542			
9 Davis Love III	22	3,650,317	18 Paul Casey	18	2,491,583			

Most World Golf Championships Appearances

Stuart Appleby	30	Lee Westwood	26	Robert Allenby	24	K.J. Choi	20
Padraig Harrington	28	David Toms	25	Davis Love III	24	Miguel A. Jimenez	19
Tiger Woods	28	Stewart Cink	25	Mike Weir	24	Niclas Fasth	18
Vijay Singh	27	Sergio Garcia	25	Angel Cabrera	22	Paul Casey	18
Ernie Els	26	Darren Clarke	24	Michael Campbell	21	Trevor Immelman	18
Jim Furyk	26	Justin Leonard	24	Chris DiMarco	21	Shigeki Maruyama	17
Retief Goosen	26	Colin Montgomerie	24	Adam Scott	21	Rory Sabbatini	17
Phil Mickelson	26	Scott Verplank	24	Thomas Bjorn	20	Paul McGinley	15

2009 Accenture Match Play Championship Facts

EVENT:

World Golf Championships-Accenture Match Play Championship
(Accenture Match Play Championship on second reference)

DATES:

February 23-March 1, 2009

SITE:

The Ritz-Carlton Golf Club, Dove Mountain, Marana, AZ

PAR/YARDAGE:

Par: 36-36—72/7,833

ARCHITECT/OPENED:

Jack Nicklaus/2009

FORMAT:

Match play (hole-by-hole competition)

Wednesday, Feb. 25	32 matches
Thursday, Feb. 26	16 matches
Friday, Feb. 27	8 matches
Saturday, Feb. 28	4 quarterfinals (a.m.), 2 semifinals (p.m.)
Sunday, March 1	Championship match (36 holes) Consolation match (18 holes)

2009 CHAMPION:

Geoff Ogilvy defeated Paul Casey, 4 and 3

PURSE:

\$8.5 million (U.S.)
\$1.4 million to the winner (Prize money earned will be considered official on each player's home Tour).

ELIGIBILITY:

Top-64 available players based on the Official World Golf Ranking released February 16, 2009.

TROPHY:

Walter Hagen Cup

TV LISTINGS:

Wednesday, Feb. 25	GOLF CHANNEL, 2-6 p.m.
Thursday, Feb. 26	GOLF CHANNEL, 2-6 p.m.
Friday, Feb. 27	GOLF CHANNEL, 2-6 p.m.
Saturday, Feb. 28	GOLF CHANNEL, 10 a.m.-2 p.m. NBC, 2-6 p.m.
Sunday, March 1	GOLF CHANNEL, 10 a.m.-1:30 p.m. (ET) NBC, 2-6 p.m. (ET)

WEB SITES:

worldgolfchampionships.com and accenture.com

TICKETS:

Tickets may be purchased by visiting
worldgolfchampionships.com or by calling
1-866-942-2672.

CHARITABLE PROCEEDS:

The funds raised during the event are designated for The Tucson Conquistadores youth charities, including The First Tee of Tucson.

ABOUT ACCENTURE:

Accenture is a global management consulting, technology services and outsourcing company. Combining unparalleled experience, comprehensive capabilities across all industries and business functions, and extensive research on the world's most successful companies, Accenture collaborates with clients to help them become high-performance businesses and governments. With more than 186,000 people serving clients in over 120 countries, the company generated net revenues of U.S. \$23.39 billion for the fiscal year ended Aug. 31, 2008. Its home page is accenture.com.

UMBRELLA SPONSORS:

Accenture, Bridgestone, CA

EVENT SPONSORS:

Rolex, Kohler

CHAMPIONSHIP OFFICE:


World Golf Championships-Accenture Match Play Championship
1760 East River Road, Suite 151
Tucson, AZ 85718
Phone: 520-207-0595
Fax: 520-207-0596
Wade Dunagan, Executive Director

MEDIA CONTACTS:


Laura Hill, Senior Director of Communications, PGA TOUR
Phone: 904-273-7655
E-mail: laurahill@pgatourhq.com
Chris Reimer, Communications Manager,
PGA TOUR Championship Management,
Phone: 904-273-3286
E-mail: chrisreimer@pgatourhq.com
Denise Taylor, Manager of Communications, PGA TOUR
Phone: 904-273-3311
E-mail: deniset@pgatourhq.com
Gary E. Beckner, Senior Director,
Global Event Marketing, Accenture
Phone: 312-693-7880
E-mail: gary.e.beckner@accenture.com




2009 Accenture Match Play Championship




2008 Accenture Match Play Championship



2007 Accenture Match Play Championship




2006 Accenture Match Play Championship




2005 Accenture Match Play Championship



2004 Accenture Match Play Championship



2003 Accenture Match Play Championship



1999 Accenture Match Play Championship



2009 Bridgestone Invitational Facts

EVENT:

World Golf Championships-Bridgestone Invitational
(Bridgestone Invitational on second reference)

**DATES:**

August 4-9, 2009

SITE:

Firestone Country Club (South Course), Akron, OH

PAR/YARDAGE:

35-35—70/7,400

ARCHITECT/OPENED:

Bert Way/1950

FORMAT:

Four-day, 72-hole stroke-play competition, no cut

DEFENDING CHAMPION:

Vijay Singh, 270 (-10)

PURSE:

(U.S.) \$8.5 million; Champion: \$1.4 million (Prize money awarded will be considered official on each player's home Tour).

ELIGIBILITY:

Estimated field size - 75 players

- Playing members of the 2007 U.S. and International teams from the Presidents Cup. Note: Playing members of the 2009 Presidents Cup teams and beyond will receive an exemption into the following year's Bridgestone Invitational only.
- Playing members of the 2008 U.S. and European Ryder Cup teams. Note: Playing members of the 2010 U.S. and European Ryder Cup teams and beyond will receive an exemption into the following year's Bridgestone Invitational only.
- The top-50 players, including any tied for 50th place, from the Official World Golf Ranking as of Monday, July 27, 2009.
- The top-50 players, including any tied for 50th place, from the Official World Golf Ranking as of Monday, August 3, 2009.
- Tournament winners, whose victories are considered official, of tournaments from the Federation Tours since the prior year's Bridgestone Invitational with an Official World Golf Ranking Strength of Field Rating of 115 points or more.
- The winner of the following tournament from each of the following Tours:
 - Japan Golf Tour: Japan Golf Tour Championship (June 4-7, 2009)
 - Australasian Tour: Australian PGA Championship (Dec. 4-7, 2008)
 - Southern Africa Tour: Vodacom Championship (Feb. 12-15, 2009)
 - Asian Tour: Volvo Masters of Asia (Dec. 18-21, 2008)

TROPHY:

Gary Player Cup

TELEVISION:

The World Golf Championships-Bridgestone Invitational will feature 16 hours of live television coverage, eight of those hours on CBS. GOLF CHANNEL will air the first two days of play. The 2008 event will be broadcast in 140 countries.

Thursday, July 31	2-6 p.m. EDT	GOLF CHANNEL
Friday, August 1	2-6 p.m. EDT	GOLF CHANNEL
Saturday, August 2	Noon-1:30 p.m. EDT	GOLF CHANNEL
	2-6 p.m. EDT	CBS
Sunday, August 3	Noon-1:30 p.m. EDT	GOLF CHANNEL
	2-6 p.m. EDT	CBS

WEB SITE:

worldgolfchampionships.com

CHARITABLE PROCEEDS:

The Bridgestone Invitational annually donates approximately \$1 million to charities throughout Northeast Ohio. Over the years, professional golf has donated more than \$19 million to more than 200 worthy causes in Northeast Ohio, including Akron Children's Hospital, the United Way of Greater Cleveland, The First Tee Chapters of Akron, Cleveland and Canton, and the USO of Northern Ohio.

ABOUT BRIDGESTONE:

The Bridgestone Group, founded in 1931, is the world's largest manufacturer of tires and other rubber products. Bridgestone Corporation, headquartered in Tokyo, is the parent company of the group. Tires account for 80 percent of Bridgestone Group sales worldwide. The company also manufactures industrial rubber and chemical products, sporting goods, and other diversified products. With those various activities, the Bridgestone Group markets its tires and other products in more than 150 nations by supplying tires and other products manufactured at more than 100 plants in more than 20 countries.

UMBRELLA SPONSORS:

Accenture, Bridgestone, CA

EVENT SPONSORS:

Rolex, Kohler

CHAMPIONSHIP OFFICE:

World Golf Championships-Bridgestone Invitational
440 E. Warner Road
Akron, OH 44319
Phone: 330-644-2299
Fax: 330-644-7187
Don Padgett III, Executive Director
E-mail: dpadgett@pgatourhq.com

MEDIA CONTACTS:

Laura Hill, Senior Director of Communications, PGA TOUR
Phone: 904-273-7655
E-mail: laurahill@pgatourhq.com
Chris Reimer, Manager, Communications
Phone: 904-273-3286
E-mail: chrisreimer@pgatourhq.com
Denise Taylor, Manager of Communications, PGA TOUR
Phone: 904-273-3311
E-mail: deniset@pgatourhq.com

2008 Bridgestone Invitational

Firestone Country Club, South Course

Purse: \$8,000,000

Par/Yards: 35-35—70/7,400

July 31-August 3, 2008

First Round		Second Round		Third Round	
Retief Goosen.....	66 (-4)	Vijay Singh.....	133 (-7)	Lee Westwood.....	202 (-8)
Tim Clark.....	67 (-3)	Phil Mickelson.....	134 (-6)	Vijay Singh.....	202 (-8)
Zach Johnson.....	67 (-3)	Sean O'Hair.....	135 (-5)	Phil Mickelson.....	202 (-8)
Daniel Chopra.....	67 (-3)	Peter Lonard.....	135 (-5)	Stuart Appleby.....	201 (-7)
Vijay Singh.....	67 (-3)	Zach Johnson.....	135 (-5)	Retief Goosen.....	199 (-5)
		Lee Westwood.....	135 (-5)		



CUT: There was no cut. All 80 professionals completed 72 holes.

WEATHER: Thursday: Mainly sunny with temperatures reaching the high 80s. NW winds from 6-12 mph. Friday: Partly sunny with highs in the upper 80s. W winds 5-10 mph. Saturday: Sunny and warm with N-NW winds 6-12 mph. Sunday: Mostly sunny with highs in the 80s.

Winner: Vijay Singh 67-66-69-68 270 \$1,350,000.00

Player	Finish	Scores	Total	Money	Player	Finish	Scores	Total	Money
Vijay Singh	1	67-66-69-68	270	\$1,350,000.00	Brendan Jones	T36	69-73-69-70	281	\$52,000.00
Stuart Appleby	T2	70-66-67-68	271	635,000.00	Anthony Kim	T36	71-72-70-68	281	52,000.00
Lee Westwood	T2	70-65-67-69	271	635,000.00	Aaron Baddeley	T43	79-69-66-68	282	46,600.00
Retief Goosen	T4	66-71-68-67	272	310,000.00	Stewart Cink	T43	68-68-74-72	282	46,600.00
Phil Mickelson	T4	68-66-68-70	272	310,000.00	Richard Green	T43	72-73-70-67	282	46,600.00
Darren Clarke	T6	70-71-65-67	273	220,000.00	Brandt Snedeker	T43	68-76-69-69	282	46,600.00
Peter Lonard	T6	69-66-72-66	273	220,000.00	Steve Stricker	T43	68-69-75-70	282	46,600.00
Paul Casey	T8	70-71-68-65	274	162,500.00	Stephen Ames	T48	69-71-71-72	283	44,250.00
D.J. Trahan	T8	69-67-70-68	274	162,500.00	Steve Flesch	T48	70-70-73-70	283	44,250.00
Miguel A. Jimenez	T10	70-66-70-69	275	133,000.00	Hidemasa Hoshino	T48	75-73-65-70	283	44,250.00
Hunter Mahan	T10	71-66-70-68	275	133,000.00	David Toms	T48	72-72-70-69	283	44,250.00
Chris DiMarco	T12	68-70-68-70	276	111,000.00	Woody Austin	T52	71-70-72-71	284	44,250.00
Sean O'Hair	T12	68-67-73-68	276	111,000.00	Niclas Fasth	T52	71-71-72-70	284	42,250.00
Chad Campbell	T14	68-71-68-70	277	95,500.00	Rocco Mediate	T52	68-73-71-72	284	42,250.00
Daniel Chopra	T14	67-74-66-70	277	95,500.00	Chez Reavie	T52	68-74-70-72	284	42,250.00
K.J. Choi	T16	73-67-70-68	278	82,625.00	Ross Fisher	T56	69-73-70-72	285	40,000.00
Zach Johnson	T16	67-68-72-71	278	82,625.00	Fredrik Jacobson	T56	71-71-70-73	285	40,000.00
Ian Poulter	T16	70-68-69-71	278	82,625.00	Graeme McDowell	T56	70-71-73-71	285	40,000.00
Henrik Stenson	T16	73-70-68-67	278	82,625.00	Rod Pampling	T56	69-71-75-70	285	40,000.00
Robert Allenby	T20	71-70-70-68	279	71,000.00	Adam Scott	T56	69-76-72-68	285	40,000.00
Tim Clark	T20	67-71-71-70	279	71,000.00	Nick Dougherty	T61	72-76-69-69	286	38,250.00
Padraig Harrington	T20	69-75-68-67	279	71,000.00	Steve Webster	T61	68-72-72-74	286	38,250.00
Robert Karlsson	T20	71-67-71-70	279	71,000.00	Lucas Glover	T63	70-75-72-70	287	37,000.00
Justin Leonard	T20	68-70-70-71	279	71,000.00	Andres Romero	T63	73-71-73-70	287	37,000.00
Steve Lowery	T20	75-67-70-67	279	71,000.00	Scott Strange	T63	68-74-73-72	287	37,000.00
Scott Verplank	T20	71-70-70-68	279	71,000.00	Kenny Perry	T66	74-69-73-72	288	35,750.00
Ernie Els	T27	69-74-69-68	280	60,000.00	Boo Weekley	T66	72-73-71-72	288	35,750.00
Jim Furyk	T27	68-69-71-72	280	60,000.00	Martin Kaymer	T68	72-79-68-70	289	34,500.00
Charles Howell III	T27	68-70-70-72	280	60,000.00	Prayad Marksang	T68	70-73-73-73	289	34,500.00
Paul McGinley	T27	70-67-72-71	280	60,000.00	Geoff Ogilvy	T68	71-67-79-72	289	34,500.00
Nick O'Hern	T27	70-68-71-71	280	60,000.00	Brett Rumford	T71	75-70-76-69	290	33,250.00
Justin Rose	T27	71-70-68-71	280	60,000.00	Johnson Wagner	T71	70-74-75-71	290	33,250.00
Rory Sabbatini	T27	69-67-70-74	280	60,000.00	Soren Hansen	T73	75-73-70-74	292	32,500.00
Vaughn Taylor	T27	72-67-69-72	280	60,000.00	J.J. Henry	T73	69-73-73-77	292	32,500.00
Oliver Wilson	T27	71-69-72-68	280	60,000.00	David Howell	T73	70-75-70-77	292	32,500.00
Angel Cabrera	T36	72-73-68-68	281	52,000.00	Pablo Larrazabal	76	72-75-71-76	294	32,000.00
Richard Finch	T36	69-75-70-67	281	52,000.00	Colin Montgomerie	77	72-71-76-76	295	31,750.00
Sergio Garcia	T36	69-72-68-72	281	52,000.00	James Kingston	78	73-72-71-80	296	31,500.00
J.B. Holmes	T36	69-68-72-72	281	52,000.00	Craig Parry	79	70-75-75-77	297	31,250.00
Trevor Immelman	T36	75-64-68-74	281	52,000.00	Mark Brown	80	80-75-76-70	301	31,000.00

2007 Bridgestone Invitational

Firestone Country Club, South Course

Purse: \$8,000,000

Par/Yards: 35-35—70/7,400

August 2-5, 2007

LEADERS		First Round	Second Round	Third Round
	Hunter Mahan	67 (-3)	Rory Sabbatini	134 (-6)
	Rory Sabbatini	67 (-3)	Zach Johnson	136 (-4)
	Paul Casey	67 (-3)	Kenny Perry	138 (-2)
	Stuart Appleby	68 (-2)	Scott Verplank	138 (-2)
	Mark Calcavecchia	68 (-2)	Tiger Woods.....	138 (-2)
	Arron Oberholser	68 (-2)		
	Boo Weekley	68 (-2)		
	Lee Westwood	68 (-2)		
	Tiger Woods.....	68 (-2)		
				Rory Sabbatini
				206 (-4)
				Tiger Woods.....
				207 (-3)
				Kenny Perry
				209 (-1)

CUT: There was no cut. 82 of the 85 professionals completed 72 holes.

NOTEWORTHY: Tiger Woods won the Bridgestone Invitational for the sixth time at Firestone Country Club. On five occasions, a player has won the same tournament six-plus times, but only three players have collected six victories on the same course.



WEATHER: Thursday: Sunny and warm throughout the day with a high of 93, with SW winds 5-10 mph. Friday: Sunny and warm with a high of 89 and SW winds 5-10 mph. Saturday: Partly cloudy with N-NW winds 5-10 mph and a high of 85. Sunday: Partly cloudy with showers throughout the day, SW winds 10-15 mph and a high of 80.

Winner: Tiger Woods 68-70-69-65 272 \$1,350,000.00

Player	Finish	Scores	Total	Money	Player	Finish	Scores	Total	Money
Tiger Woods	1	68-70-69-65	272	\$1,350,000.00	Colin Montgomerie	T41	71-72-73-75	291	\$48,000.00
Justin Rose	T2	69-72-71-68	280	635,000.00	Henrik Stenson	T41	72-74-72-73	291	48,000.00
Rory Sabbatini	T2	67-67-72-74	280	635,000.00	Steve Stricker	T41	70-73-76-72	291	48,000.00
Chris DiMarco	T4	69-70-72-70	281	310,000.00	John Senden	45	71-69-78-74	292	46,000.00
Peter Lonard	T4	70-70-73-68	281	310,000.00	Michael Campbell	T46	71-74-72-76	293	44,500.00
Tim Clark	T6	71-70-72-69	282	202,000.00	Thongchai Jaidee	T46	73-76-73-71	293	44,500.00
Davis Love III	T6	74-65-74-69	282	202,000.00	Shingo Katayama	T46	71-73-75-74	293	44,500.00
Andres Romero	T6	71-71-69-71	282	202,000.00	Jerry Kelly	T46	73-71-74-75	293	44,500.00
Justin Leonard	T9	73-67-71-72	283	147,500.00	Phil Mickelson	T46	74-72-74-73	293	44,500.00
Scott Verplank	T9	70-68-73-72	283	147,500.00	Paul Casey	T51	67-73-76-78	294	42,000.00
Zach Johnson	T11	71-65-76-72	284	115,333.34	Troy Matteson	T51	71-74-73-76	294	42,000.00
K.J. Choi	T11	71-73-69-71	284	115,333.33	Geoff Ogilvy	T51	73-71-72-78	294	42,000.00
Kenny Perry	T11	69-69-71-75	284	115,333.33	Jeev M. Singh	T51	72-74-72-76	294	42,000.00
Mark Calcavecchia	T14	68-72-76-69	285	86,583.34	Richard Sterne	T51	77-72-74-71	294	42,000.00
Rod Pampling	T14	71-73-74-67	285	86,583.34	Woody Austin	T56	74-77-68-76	295	39,500.00
Stuart Appleby	T14	68-74-69-74	285	86,583.33	Stewart Cink	T56	79-67-76-73	295	39,500.00
Joe Durant	T14	74-67-71-73	285	86,583.33	Nick O'Hern	T56	72-72-75-76	295	39,500.00
Padraig Harrington	T14	72-69-72-72	285	86,583.33	Vijay Singh	T56	74-72-75-74	295	39,500.00
Arron Oberholser	T14	68-74-72-71	285	86,583.33	Yong-Eun Yang	T56	73-74-70-78	295	39,500.00
Aaron Baddeley	T20	70-74-67-75	286	75,500.00	Retief Goosen	T61	74-73-72-77	296	36,750.00
Sergio Garcia	T20	71-77-71-67	286	75,500.00	David Howell	T61	74-77-75-70	296	36,750.00
Stephen Ames	T22	71-73-71-72	287	66,250.00	Vaughn Taylor	T61	72-77-71-76	296	36,750.00
Luke Donald	T22	75-75-67-70	287	66,250.00	David Toms	T61	76-74-71-75	296	36,750.00
Ernie Els	T22	70-77-72-68	287	66,250.00	Nick Watney	T61	72-72-76-76	296	36,750.00
Niclas Fasth	T22	75-73-70-69	287	66,250.00	Liang Wen-chong	T61	75-74-72-75	296	36,750.00
Anders Hansen	T22	71-72-71-73	287	66,250.00	Darren Clarke	T67	70-76-76-75	297	34,750.00
Charley Hoffman	T22	71-73-74-69	287	66,250.00	Mark Hensby	T67	73-71-79-74	297	34,750.00
Hunter Mahan	T22	67-73-71-76	287	66,250.00	Angel Cabrera	T69	73-76-74-75	298	33,500.00
Lee Westwood	T22	68-71-79-69	287	66,250.00	Fred Funk	T69	75-74-74-75	298	33,500.00
Richard Green	T30	73-73-68-74	288	58,000.00	Gregory Havret	T69	73-73-76-76	298	33,500.00
Carl Pettersson	T30	70-79-68-71	288	58,000.00	Robert Karlsson	T69	76-72-72-78	298	33,500.00
Ian Poulter	T30	71-73-74-70	288	58,000.00	Graeme Storm	T69	75-72-76-75	298	33,500.00
John Rollins	T30	73-75-68-72	288	58,000.00	Brian Bateman	T74	77-75-72-75	299	32,625.00
Boo Weekley	T30	68-78-70-72	288	58,000.00	Paul Goydos	T74	69-76-73-81	299	32,625.00
Brett Wetterich	T30	74-75-70-69	288	58,000.00	Jose Manuel Lara	76	71-77-77-75	300	32,250.00
Trevor Immelman	T36	73-76-69-71	289	53,500.00	Chad Campbell	T77	73-73-77-79	302	31,750.00
Adam Scott	T36	75-76-70-68	289	53,500.00	Anton Haig	T77	77-75-71-79	302	31,750.00
Mark Wilson	T36	76-75-68-70	289	53,500.00	Raphael Jacquelin	T77	71-77-73-81	302	31,750.00
Charles Howell III	T39	72-76-70-72	290	51,000.00	Ben Curtis	80	74-79-77-73	303	31,250.00
Paul McGinley	T39	72-74-73-71	290	51,000.00	Robert Allenby	81	76-74-82-80	312	31,000.00
J.J. Henry	T41	73-69-74-75	291	48,000.00	Jose Maria Olazabal	82	77-80-78-79	314	30,750.00

2006 Bridgestone Invitational

Firestone Country Club, South Course

Purse: \$7,500,000

Par/Yards: 35-35—70/7,360

August 24-27, 2006

LEADERS		First Round	Second Round	Third Round
	Adam Scott	63 (-7)	Tiger Woods 131 (-9)	Stewart Cink 201 (-9)
	Jason Gore	65 (-5)	Davis Love III 132 (-8)	Paul Casey 202 (-8)
	Lucas Glover	66 (-4)	Jim Furyk 134 (-6)	Davis Love III 202 (-8)
	Michael Campbell	67 (-3)	Adam Scott 134 (-6)	Tiger Woods 202 (-8)
	Luke Donald	67 (-3)	Ernie Els 135 (-5)	Jim Furyk..... 203 (-7)
	David Howell	67 (-3)	Lucas Glover 135 (-5)	
	Davis Love III	67 (-3)	Kevin Stadler 135 (-5)	
	David Toms	67 (-3)		
	Tiger Woods	67 (-3)		

CUT: There was no cut. 76 of the 78 professionals completed 72 holes.



WEATHER: Thursday: Rain in the morning with mostly cloudy skies. Sunny and warm in the afternoon with a high of 76. Friday: Partly cloudy with a high of 85. Winds S 5-10 mph. Saturday: Partly cloudy. High of 85 with winds SW 5-10 mph. Sunday: Due to a threatening weather situation, tee times were scheduled for 7:30-9:30 a.m. off Nos. 1 and 10. After heavy overnight rains, play was delayed 90 minutes. On and off showers most of the day with cloudy skies. High temperature was 77 with SW winds 8-12 mph.

Winner: Tiger Woods 67-64-71-68 270 \$1,300,000.00

Tiger Woods	67-64-71-68	270	\$1,300,000.00	Rory Sabbatini	T36	75-71-68-70	284	\$50,500.00
Stewart Cink	70-67-64-69	270	750,000.00	Charl Schwartzel	T36	72-69-70-73	284	50,500.00
Jim Furyk	69-65-69-68	271	450,000.00	Brett Wetterich	T36	72-73-71-68	284	50,500.00
Angel Cabrera	70-68-70-65	273	246,250.00	Fred Funk	T42	72-70-72-71	285	46,166.67
Paul Casey	69-69-64-71	273	246,250.00	Tom Lehman	T42	72-69-73-71	285	46,166.67
Lucas Glover	66-69-69-69	273	246,250.00	Ben Curtis	T42	71-72-72-70	285	46,166.66
Davis Love III	67-65-70-71	273	246,250.00	Rod Pampling	T45	75-71-71-69	286	44,500.00
Luke Donald	67-69-70-68	274	152,500.00	Vijay Singh	T45	70-74-73-69	286	44,500.00
David Toms	67-74-65-68	274	152,500.00	Dean Wilson	T45	75-70-68-73	286	44,500.00
J.J. Henry	70-68-68-69	275	120,000.00	Retief Goosen	T48	71-73-74-69	287	43,250.00
Arron Oberholser	70-71-69-65	275	120,000.00	Corey Pavin	T48	74-73-68-72	287	43,250.00
Adam Scott	63-71-71-70	275	120,000.00	Olin Browne	T50	68-75-70-75	288	41,750.00
Trevor Immelman	69-70-68-70	277	95,000.00	Chad Campbell	T50	68-76-72-72	288	41,750.00
Ian Poulter	71-71-67-68	277	95,000.00	Stephen Dodd	T50	74-73-69-72	288	41,750.00
Kevin Stadler	68-67-70-72	277	95,000.00	J.B. Holmes	T50	71-72-68-77	288	41,750.00
Ben Crane	73-67-70-68	278	85,000.00	Aaron Baddeley	T54	73-74-69-73	289	39,500.00
Michael Campbell	67-71-70-71	279	82,000.00	Mark Hensby	T54	74-76-68-71	289	39,500.00
Stephen Ames	69-70-71-70	280	77,000.00	Miguel A. Jimenez	T54	70-72-77-70	289	39,500.00
Thomas Bjorn	72-67-67-74	280	77,000.00	Thomas Levett	T54	77-69-69-74	289	39,500.00
Robert Gamez	70-67-72-71	280	77,000.00	Phil Mickelson	T54	74-74-68-73	289	39,500.00
Vaughn Taylor	71-67-71-71	280	77,000.00	David Howell	T59	67-79-71-74	291	37,500.00
Robert Allenby	71-71-68-71	281	68,000.00	Jeff Maggert	T59	75-70-75-71	291	37,500.00
K.J. Choi	75-70-67-69	281	68,000.00	Scott Verplank	T59	71-75-70-75	291	37,500.00
Sergio Garcia	69-73-68-71	281	68,000.00	Bart Bryant	T62	72-83-69-68	292	36,000.00
Jose Maria Olazabal	68-70-74-69	281	68,000.00	Johan Edfors	T62	75-76-71-70	292	36,000.00
Mike Weir	69-71-69-72	281	68,000.00	Robert Karlsson	T62	75-70-73-74	292	36,000.00
Chris DiMarco	68-72-71-71	282	60,500.00	Shiv Kapur	T65	72-75-72-74	293	35,000.00
Padraig Harrington	73-71-70-68	282	60,500.00	John Bickerton	T66	74-75-70-75	294	34,250.00
Kenny Perry	73-70-66-73	282	60,500.00	Paul McGinley	T66	77-75-70-72	294	34,250.00
Carl Pettersson	70-72-68-72	282	60,500.00	Mark Calcavecchia	T68	75-72-77-71	295	33,000.00
Ernie Els	68-67-70-78	283	56,000.00	Chris Couch	T68	72-74-72-77	295	33,000.00
Brad Faxon	69-69-75-70	283	56,000.00	Tim Herron	T68	76-74-73-72	295	33,000.00
Justin Leonard	70-69-72-72	283	56,000.00	Stuart Appleby	T71	76-75-76-69	296	31,750.00
Nick O'Hern	72-69-71-71	283	56,000.00	Peter Lonard	T71	74-73-77-72	296	31,750.00
Henrik Stenson	75-73-67-68	283	56,000.00	Wes Short, Jr.	T71	76-71-73-76	296	31,750.00
Jason Gore	65-76-73-70	284	50,500.00	Tim Clark	T74	68-75-80-77	300	31,250.00
Zach Johnson	71-68-72-73	284	50,500.00	Gonzalo Fernandez	T75	74-76-81-70	301	31,000.00
Geoff Ogilvy	69-76-70-69	284	50,500.00	Tatsuhiko Takahashi	T76	81-73-75-75	304	30,750.00

2005 NEC Invitational

Firestone Country Club, South Course

Purse: \$7,500,000

Par/Yards: 35-35—70/7,360

August 18-21, 2005

LEADERS		First Round	Second Round	Third Round
	Vijay Singh.....	66 (-4)	Luke Donald.....	136 (-4)
	Henrik Stenson.....	66 (-4)	Tiger Woods.....	136 (-4)
	Tiger Woods.....	66 (-4)	Thomas Bjorn.....	137 (-3)
	Chris DiMarco.....	67 (-3)	Chris DiMarco.....	137 (-3)
	Nick Dougherty.....	67 (-3)	Paul McGinley.....	137 (-3)
	Davis Love III.....	67 (-3)	Vijay Singh.....	137 (-3)
			Henrik Stenson.....	137 (-3)
				Kenny Perry.....
				Tiger Woods.....
				Paul McGinley.....
				Stuart Appleby.....
				Sergio Garcia.....

CUT: There was no cut. 74 of the 76 professionals completed 72 holes.



WEATHER: Thursday: Mostly cloudy with temperatures in the low 80s. Friday: A mix of sun and clouds with temperatures in the mid-80s. Saturday: Third-round tee times were moved up to 7:20 a.m. Last group teed off at 9:10 a.m. Cloudy with temperatures reaching the low 80s. Lightning and heavy rain in the area caused a three-hour and 16 minute weather delay at 12:44 p.m. Play suspended for the day at 6:05 p.m. Sunday: Third-round played resumed at 7:30 a.m. and ended at 8:15 a.m. Final round began at 9 a.m. with players in twosomes. Sunny with temperatures reaching 80.

Winner: Tiger Woods 66-70-67-71 274 \$1,300,000.00

Tiger Woods.....	1	66-70-67-71	274	\$1,300,000.00	Stephen Ames.....	T36	74-71-68-73	286	\$52,000.00
Chris DiMarco.....	2	67-70-70-68	275	750,000.00	Woody Austin.....	T36	73-68-77-68	286	52,000.00
Vijay Singh.....	T3	66-71-72-67	276	353,666.67	Peter Lonard.....	T36	74-71-68-73	286	52,000.00
Paul McGinley.....	T3	71-66-67-72	276	353,666.66	Adam Scott.....	T36	70-76-67-73	286	52,000.00
Ryan Palmer.....	T3	72-68-67-69	276	353,666.66	Mike Weir.....	T36	71-69-70-76	286	52,000.00
Luke Donald.....	T6	69-67-74-67	277	200,000.00	Angel Cabrera.....	T41	75-74-67-71	287	47,000.00
David Howell.....	T6	70-68-70-69	277	200,000.00	Stewart Cink.....	T41	72-72-73-70	287	47,000.00
Kenny Perry.....	T6	70-69-64-74	277	200,000.00	Fred Funk.....	T41	74-71-69-73	287	47,000.00
Zach Johnson.....	T9	70-70-69-69	278	135,000.00	Tom Lehman.....	T41	73-71-75-68	287	47,000.00
Colin Montgomerie.....	T9	70-72-68-68	278	135,000.00	Geoff Ogilvy.....	T41	74-74-70-69	287	47,000.00
Jose Maria Olazabal.....	T9	72-68-66-72	278	135,000.00	Brent Geiberger.....	T46	70-76-69-73	288	43,500.00
David Toms.....	T9	71-67-69-71	278	135,000.00	Thomas Levet.....	T46	72-71-72-73	288	43,500.00
Stuart Appleby.....	T13	68-70-67-74	279	94,400.00	Shigeki Maruyama.....	T46	75-70-71-72	288	43,500.00
Sergio Garcia.....	T13	68-70-67-74	279	94,400.00	Marc Cayeux.....	T49	71-75-71-72	289	42,250.00
Davis Love III.....	T13	67-73-69-70	279	94,400.00	Steve Elkington.....	T49	72-76-75-66	289	42,250.00
Rod Pampling.....	T13	71-70-71-67	279	94,400.00	K.J. Choi.....	T51	71-76-69-74	290	40,250.00
Henrik Stenson.....	T13	66-71-72-70	279	94,400.00	Tim Clark.....	T51	71-75-72-72	290	40,250.00
Thomas Bjorn.....	18	70-67-72-71	280	83,000.00	Nick Dougherty.....	T51	67-81-70-72	290	40,250.00
Paul Casey.....	T19	75-68-67-71	281	77,000.00	Phil Mickelson.....	T51	69-72-75-74	290	40,250.00
Kenneth Ferrie.....	T19	71-70-73-67	281	77,000.00	Sean O'Hair.....	T51	70-74-73-73	290	40,250.00
Jay Haas.....	T19	76-69-67-69	281	77,000.00	Scott Verplank.....	T51	73-73-67-77	290	40,250.00
Trevor Immelman.....	T19	73-71-71-66	281	77,000.00	Miguel A. Jimenez.....	57	76-75-73-67	291	38,500.00
Justin Leonard.....	T19	72-66-71-72	281	77,000.00	Ben Crane.....	T58	74-75-71-73	293	36,500.00
Jim Furyk.....	T24	72-73-68-69	282	69,000.00	Stephen Gallacher.....	T58	74-74-75-70	293	36,500.00
Padraig Harrington.....	T24	75-68-69-70	282	69,000.00	Retief Goosen.....	T58	77-73-73-70	293	36,500.00
Lee Westwood.....	T24	73-72-63-74	282	69,000.00	Mark Hensby.....	T58	70-76-71-76	293	36,500.00
John Daly.....	27	71-69-69-74	283	65,000.00	Thongchai Jaidee.....	T58	73-76-72-72	293	36,500.00
Bart Bryant.....	T28	74-73-67-70	284	60,200.00	Craig Parry.....	T58	79-71-73-70	293	36,500.00
Darren Clarke.....	T28	76-68-72-68	284	60,200.00	Chris Riley.....	T58	69-81-74-69	293	36,500.00
Fred Couples.....	T28	71-74-70-69	284	60,200.00	Kazuhiro Hosokawa.....	65	70-78-71-75	294	34,500.00
Nick O'Hern.....	T28	68-73-72-71	284	60,200.00	Tim Petrovic.....	66	80-73-69-73	295	34,000.00
Rory Sabbatini.....	T28	73-69-67-75	284	60,200.00	Richard Green.....	67	76-78-69-73	296	33,500.00
Chad Campbell.....	T33	72-72-69-72	285	56,000.00	Michael Campbell.....	68	72-74-78-74	298	33,000.00
Niclas Fasth.....	T33	72-72-70-71	285	56,000.00	Stephen Dodd.....	69	74-78-77-73	302	32,500.00
Ian Poulter.....	T33	73-69-69-74	285	56,000.00	Jyoti Randhawa.....	70	79-77-75-73	304	32,000.00

2004 NEC Invitational

Firestone Country Club, South Course

Purse: \$7,000,000

Par/Yards: 35-35—70/7,360

August 19-22, 2004

LEADERS	First Round	Second Round	Third Round
	Stewart Cink 63 (-7)	Stewart Cink 131 (-9)	Stewart Cink 199 (-11)
	Zach Johnson 65 (-5)	Rory Sabbatini 134 (-6)	Chris DiMarco 204 (-6)
	Barry Lane 67 (-3)	Tiger Woods 134 (-6)	David Toms 204 (-6)
	Bob Tway 67 (-3)	Rod Pampling 135 (-5)	Tiger Woods 204 (-6)
		David Toms 135 (-5)	Rod Pampling 205 (-5)
			Rory Sabbatini 205 (-5)
			Scott Verplank 205 (-5)

CUT: There was no cut. 75 of the 76 professionals completed 72 holes.

WEATHER: Due to heavy rainfall on Wednesday, players were allowed preferred lies all four rounds. The start of the first round was delayed from 9:35 a.m. to 2:45 p.m. due to heavy rain and lightning. The players played in threesomes off two tees instead of twosomes off No. 1. Warm and partly sunny, cloudy in late afternoon. Play was suspended at 5:05 p.m. Play resumed at 5:45 p.m. and was suspended due to darkness at 8:05 p.m. Sixteen players completed the first round, and 60 didn't. There was a 7:30 a.m. re-start on Friday. Second round beginning at 10:20 after players were re-paired in threesomes. Mostly cloudy on Friday, temperatures in the 60s. Mid-afternoon, heavy and steady rainfall. Play was suspended at 3:09 p.m. and suspended for the day at 4:34 p.m. 1.5 inches of rain fell on Friday. Saturday, partly cloudy and cooler in the morning. Mostly sunny in the afternoon, high of 71 degrees. Sunny and clear on Sunday, high of 77.



Winner: Stewart Cink 63-68-68-70 269 \$1,200,000.00

Stewart Cink 1	63-68-68-70	269	\$1,200,000.00	Joey Sindelar T32	70-70-71-72	283	\$51,000.00
Rory Sabbatini T2	68-66-71-68	273	552,500.00	Vijay Singh T32	73-73-67-70	283	51,000.00
Tiger Woods T2	68-66-70-69	273	552,500.00	Jay Haas T41	70-69-71-74	284	45,500.00
Angel Cabrera T4	69-70-67-68	274	282,500.00	Mike Weir T41	70-67-73-74	284	45,500.00
Davis Love III T4	68-68-72-66	274	282,500.00	John Daly T43	71-69-74-71	285	43,000.00
Bob Tway T6	67-73-67-68	275	178,333.34	Phil Mickelson T43	70-75-68-72	285	43,000.00
Chris DiMarco T6	68-69-67-71	275	178,333.33	Chris Riley T43	72-69-71-73	285	43,000.00
David Toms T6	69-66-69-71	275	178,333.33	Paul McGinley T46	73-72-69-72	286	40,750.00
Robert Allenby T9	71-67-69-69	276	116,000.00	Nick Price T46	69-73-72-72	286	40,750.00
Stuart Appleby T9	69-70-69-68	276	116,000.00	Tim Clark T48	71-70-72-74	287	39,750.00
Alex Cejka T9	72-67-71-66	276	116,000.00	Steve Flesch T48	75-70-71-71	287	39,750.00
Charles Howell III T9	71-67-68-70	276	116,000.00	Tommy Armour III T50	76-72-70-70	288	38,000.00
Lee Westwood T9	69-69-69-69	276	116,000.00	Ricardo Gonzalez T50	73-75-70-70	288	38,000.00
Darren Clarke T14	71-70-68-68	277	87,500.00	Justin Leonard T50	73-71-72-72	288	38,000.00
Rod Pampling T14	68-67-70-72	277	87,500.00	Shaun Micheel T50	71-72-73-72	288	38,000.00
Paul Casey T16	72-70-68-68	278	79,333.34	Phillip Price T50	72-70-74-72	288	38,000.00
Luke Donald T16	71-70-65-72	278	79,333.33	Barry Lane T55	67-77-73-72	289	36,000.00
Sergio Garcia T16	68-70-70-70	278	79,333.33	J.L. Lewis T55	73-71-73-72	289	36,000.00
Jerry Kelly T19	69-73-64-73	279	74,000.00	Adam Scott T55	71-67-75-76	289	36,000.00
Scott Verplank T19	69-69-67-74	279	74,000.00	K.J. Choi T58	71-73-69-77	290	34,500.00
Todd Hamilton 21	69-67-71-73	280	71,000.00	Carlos Franco T58	69-73-75-73	290	34,500.00
Stephen Ames T22	69-70-69-73	281	65,000.00	Colin Montgomerie T58	69-71-75-75	290	34,500.00
Jim Furyk T22	68-72-71-70	281	65,000.00	Scott Drummond T61	69-75-73-75	292	32,750.00
Zach Johnson T22	65-73-73-70	281	65,000.00	Niclas Fasth T61	75-68-70-79	292	32,750.00
Stephen Leaney T22	73-67-68-73	281	65,000.00	Fred Funk T61	69-75-71-77	292	32,750.00
Jesper Parnevik T22	69-72-70-70	281	65,000.00	Bernhard Langer T61	74-69-75-74	292	32,750.00
S.K. Ho T27	70-67-73-72	282	58,000.00	Ernie Els T65	72-77-72-72	293	30,750.00
Miguel A. Jimenez T27	71-70-72-69	282	58,000.00	Mark Hensby T65	71-70-78-74	293	30,750.00
Shigeki Maruyama T27	69-68-72-73	282	58,000.00	Jonathan Kaye T65	71-75-72-75	293	30,750.00
Kenny Perry T27	72-75-69-66	282	58,000.00	Craig Parry T65	79-69-71-74	293	30,750.00
Brett Rumford T27	71-73-69-69	282	58,000.00	Chad Campbell T69	74-74-71-75	294	29,250.00
Fred Couples T32	72-68-69-74	283	51,000.00	Kirk Triplett T69	73-67-79-75	294	29,250.00
Brad Faxon T32	72-72-69-70	283	51,000.00	Andrew McLardy 71	73-83-69-70	295	28,500.00
Trevor Immelman T32	73-69-72-69	283	51,000.00	Mark O'Meara T72	71-72-77-76	296	27,750.00
Fredrik Jacobson T32	69-72-68-74	283	51,000.00	Peter Senior T72	69-77-74-76	296	27,750.00
Thongchai Jaidee T32	71-71-76-65	283	51,000.00	Padraig Harrington 74	77-74-70-76	297	27,000.00
Thomas Levet T32	68-73-70-72	283	51,000.00	Pierre Fulke 75	73-77-78-76	304	26,500.00
Peter Lonard T32	71-69-76-67	283	51,000.00				

2003 NEC Invitational

Firestone Country Club, South Course

Purse: \$6,000,000

Par/Yards: 35-35—70/7,230

August 21-24, 2003

LEADERS	First Round	Second Round	Third Round
Ben Curtis	64 (-6)	Chris Riley	133 (-7)
Sergio Garcia	64 (-6)	David Toms	133 (-7)
Darren Clarke	65 (-5)	Fred Funk	134 (-6)
Tiger Woods	65 (-5)	Vijay Singh	134 (-6)
Davis Love III	66 (-4)	Darren Clarke	135 (-5)
Chris Riley	66 (-4)	Brad Faxon	135 (-5)
David Toms	66 (-4)		
Scott Verplank	66 (-4)		
			Darren Clarke 201 (-9)
			Jonathan Kaye..... 202 (-8)
			Chris Riley..... 203 (-7)
			Davis Love III..... 204 (-6)
			Tiger Woods..... 204 (-6)



CUT: There was no cut. All 85 professionals completed 72 holes.

WEATHER: On Thursday, hazy and muggy with a high of 90 degrees. Mostly sunny in the afternoon. SW winds 10-20 mph. Party cloudy and breezy with cooler temperatures reaching 80 degrees. NW winds 12-18 mph. Sunny and pleasant with a high of 78 degrees. Lower humidity and NE winds 10-15. Mix of sun and clouds on Sunday, with temperatures reaching 78 degrees. SE winds 5-10 mph.

Winner: Darren Clarke 65-70-66-67 268 \$1,050,000.00

Jonathan Kaye..... 2	68-69-65-70	272	\$550,000.00	Robert-Jan Derksen..... T42	73-70-70-72	285	\$33,750.00
Davis Love III..... 3	66-70-68-69	273	360,000.00	Nick Price..... T42	73-67-71-74	285	33,750.00
Chris Riley..... T4	66-67-70-71	274	235,000.00	Steve Allan..... T46	74-68-76-68	286	31,500.00
Tiger Woods..... T4	65-72-67-70	274	235,000.00	Stuart Appleby..... T46	70-75-68-73	286	31,500.00
Vijay Singh..... T6	69-65-72-69	275	163,333.34	Bob Estes..... T46	68-74-70-74	286	31,500.00
Robert Allenby..... T6	69-69-68-69	275	163,333.33	Scott Verplank..... T46	66-73-70-77	286	31,500.00
Jim Furyk..... T6	69-69-68-69	275	163,333.33	Lee Westwood..... T46	70-70-73-73	286	31,500.00
Brad Faxon..... T9	68-67-70-71	276	116,750.00	Scott Hoch..... T51	69-72-72-74	287	29,750.00
Trevor Immelman..... T9	70-68-70-68	276	116,750.00	Rory Sabbatini..... T51	73-72-70-72	287	29,750.00
Dan Forsman..... T11	69-68-70-70	277	91,666.67	Mark Calcavecchia..... T53	70-68-73-77	288	28,150.00
Bernhard Langer..... T11	71-73-65-68	277	91,666.67	Chad Campbell..... T53	73-71-72-72	288	28,150.00
Steve Flesch..... T11	71-67-67-72	277	91,666.66	K.J. Choi..... T53	73-71-71-73	288	28,150.00
Fred Funk..... T14	72-62-72-72	278	75,000.00	Jerry Kelly..... T53	68-71-76-73	288	28,150.00
Toshi Izawa..... T14	70-71-68-69	278	75,000.00	Kenny Perry..... T53	72-76-68-72	288	28,150.00
Peter Jacobsen..... T14	73-64-71-70	278	75,000.00	Niclas Fasth..... T58	67-76-74-72	289	27,000.00
Paul Casey..... T17	72-66-71-70	279	59,250.00	Paul McGinley..... T58	70-71-73-75	289	27,000.00
Ernie Els..... T17	67-70-71-71	279	59,250.00	Kaname Yokoo..... T58	73-71-70-75	289	27,000.00
Retief Goosen..... T17	67-69-69-74	279	59,250.00	Thomas Bjorn..... T61	72-72-75-71	290	26,250.00
Jay Haas..... T17	72-69-73-65	279	59,250.00	Stewart Cink..... T61	70-71-74-75	290	26,250.00
Fred Couples..... T21	67-71-71-71	280	52,500.00	Phil Golding..... T61	76-69-73-72	290	26,250.00
Charles Howell III..... T21	72-68-74-66	280	52,500.00	Tim Clark..... T64	73-69-73-76	291	25,500.00
Angel Cabrera..... T23	70-71-70-70	281	48,000.00	Craig Parry..... T64	69-75-71-76	291	25,500.00
Justin Leonard..... T23	75-69-69-68	281	48,000.00	Adam Scott..... T64	72-70-69-80	291	25,500.00
Peter Lonard..... T23	70-73-72-66	281	48,000.00	Rich Beem..... T67	69-69-78-76	292	24,625.00
Shaun Micheel..... T23	71-69-70-71	281	48,000.00	Pierre Fulke..... T67	72-72-75-73	292	24,625.00
Phil Mickelson..... T23	68-73-70-70	281	48,000.00	Phillip Price..... T67	68-75-75-74	292	24,625.00
Colin Montgomerie..... T23	68-70-70-73	281	48,000.00	John Rollins..... T67	75-72-71-74	292	24,625.00
Mike Weir..... T23	71-72-69-69	281	48,000.00	Jonathan Byrd..... T71	71-77-73-72	293	23,375.00
Ben Curtis..... T30	64-76-72-70	282	43,000.00	Michael Campbell..... T71	74-71-70-78	293	23,375.00
Sergio Garcia..... T30	64-76-69-73	282	43,000.00	Stephen Leaney..... T71	75-69-72-77	293	23,375.00
Len Mattiace..... T30	72-69-69-72	282	43,000.00	Kevin Na..... T71	71-80-69-73	293	23,375.00
Chris DiMarco..... T33	71-68-73-71	283	38,583.34	Jesper Parnevik..... T71	69-72-75-77	293	23,375.00
Justin Rose..... T33	72-73-69-69	283	38,583.34	Steen Tinning..... T71	71-74-76-72	293	23,375.00
Ian Poulter..... T33	73-68-67-75	283	38,583.33	Bob Burns..... T77	74-70-75-75	294	22,000.00
Eduardo Romero..... T33	70-74-68-71	283	38,583.33	Ignacio Garrido..... T77	74-74-72-74	294	22,000.00
Hal Sutton..... T33	68-69-68-78	283	38,583.33	Robert Karlsson..... T77	72-72-77-73	294	22,000.00
David Toms..... T33	66-67-76-74	283	38,583.33	Rocco Mediate..... T77	78-73-69-74	294	22,000.00
Paul Azinger..... T39	72-69-67-76	284	35,500.00	Hennie Otto..... T77	72-69-75-78	294	22,000.00
Padraig Harrington..... T39	73-71-70-70	284	35,500.00	Nick Faldo..... T82	74-67-79-75	295	21,125.00
Jeff Sluman..... T39	67-74-75-68	284	35,500.00	Jarrod Moseley..... T82	76-74-72-73	295	21,125.00
Alex Cejka..... T42	72-68-71-74	285	33,750.00	Fredrik Jacobson..... 84	75-71-77-73	296	20,750.00
Ben Crane..... T42	71-75-68-71	285	33,750.00	Gene Sauers..... 85	73-76-77-82	308	20,500.00

2002 NEC Invitational

Sahalee Country Club, Sammamish, WA

Purse: \$5,500,000

Par/Yards: 35-36-71/6,949

August 22-25, 2002

LEADERS		First Round	Second Round	Third Round
	Retief Goosen.....	65 (-6)	Robert Allenby.....	132 (-10)
	Toshi Izawa.....	65 (-6)	Steve Lowery.....	132 (-10)
	Darren Clarke.....	66 (-5)	Retief Goosen.....	133 (-9)
	Davis Love III.....	66 (-5)	Justin Rose.....	134 (-8)
	Phil Mickelson.....	66 (-5)	Phil Mickelson.....	135 (-7)
	Steve Lowery.....	67 (-5)	Craig Parry.....	137 (-5)
	Kenny Perry.....	67 (-5)		
	Justin Rose.....	67 (-5)		
	Craig Parry.....	72 (+1)		
				Robert Allenby.....
				203 (-10)
				Craig Parry.....
				203 (-10)
				Fred Funk.....
				204 (-9)
				Ernie Els.....
				205 (-8)
				Jim Furyk.....
				205 (-8)
				Matt Gogel.....
				205 (-8)
				Steve Lowery.....
				205 (-8)
				Tiger Woods.....
				205 (-8)



CUT: There was no cut. 77 of the 78 professionals completed 72 holes.

WEATHER: The start of the tournament was delayed by 15 minutes on Thursday due to fog. Sunny in the afternoon, with temperatures in the 70s. Sunny, with temperatures in the low 60s to low 80s on Friday and Saturday. Overcast, with temperatures in the 60s on Sunday.

Winner: Craig Parry 72-65-66-65 268 \$1,000,000

Robert Allenby.....	T2	69-63-71-69	272	\$410,000.00	Bernhard Langer.....	T38	70-70-75-70	285	\$37,250.00
Fred Funk.....	T2	68-68-68-68	272	410,000.00	Tom Lehman.....	T38	72-70-69-74	285	37,250.00
Tiger Woods.....	4	68-70-67-68	273	215,000.00	Stuart Appleby.....	T42	70-72-74-70	286	35,000.00
Justin Rose.....	5	67-67-72-68	274	187,500.00	Carlos Franco.....	T42	75-72-67-72	286	35,000.00
Rich Beem.....	T6	74-67-67-67	275	150,000.00	Pierre Fulke.....	T42	69-73-73-71	286	35,000.00
Jim Furyk.....	T6	70-67-68-70	275	150,000.00	Craig Perks.....	T42	68-70-73-75	286	35,000.00
Steve Lowery.....	8	67-65-73-71	276	120,000.00	Hal Sutton.....	T42	73-71-70-72	286	35,000.00
Matt Gogel.....	T9	68-69-68-72	277	105,000.00	Stewart Cink.....	T47	73-71-73-70	287	32,550.00
Phil Mickelson.....	T9	66-69-71-71	277	105,000.00	Joel Edwards.....	T47	73-73-71-70	287	32,550.00
Michael Campbell.....	T11	70-69-70-69	278	78,750.00	Padraig Harrington.....	T47	72-70-73-72	287	32,550.00
Retief Goosen.....	T11	65-68-74-71	278	78,750.00	José Maria Olazábal.....	T47	71-68-75-73	287	32,550.00
Davis Love III.....	T11	66-74-69-69	278	78,750.00	Eduardo Romero.....	T47	71-71-67-78	287	32,550.00
Vijay Singh.....	T11	68-69-69-72	278	78,750.00	Notah Begay III.....	T52	70-77-70-71	288	31,250.00
Thomas Björn.....	T15	68-69-72-70	279	60,875.00	Soren Hansen.....	T52	76-69-69-74	288	31,250.00
Ernie Els.....	T15	71-67-67-74	279	60,875.00	Graeme McDowell.....	T52	72-69-73-74	288	31,250.00
David Toms.....	T15	69-68-71-71	279	60,875.00	Scott Hoch.....	T55	72-77-69-71	289	30,500.00
Lee Westwood.....	T15	68-69-72-70	279	60,875.00	Greg Norman.....	T55	69-74-73-73	289	30,500.00
Angel Cabrera.....	T19	72-70-70-68	280	50,400.00	Chris Smith.....	T55	75-73-73-68	289	30,500.00
K.J. Choi.....	T19	73-67-73-67	280	50,400.00	Niclas Fasth.....	T58	73-68-79-70	290	29,500.00
Darren Clarke.....	T19	66-74-68-72	280	50,400.00	Sergio Garcia.....	T58	68-73-76-73	290	29,500.00
Bob Estes.....	T19	71-71-69-69	280	50,400.00	Anders Hansen.....	T58	71-76-74-69	290	29,500.00
Peter Lonard.....	T19	70-71-72-67	280	50,400.00	Kevin Sutherland.....	T58	74-71-71-74	290	29,500.00
Toshi Izawa.....	T24	65-73-73-71	282	45,000.00	Scott Verplank.....	T58	71-75-76-68	290	29,500.00
Rocco Mediate.....	T24	68-69-73-72	282	45,000.00	Brad Faxon.....	T63	71-72-71-77	291	28,625.00
Kenny Perry.....	T24	67-70-73-72	282	45,000.00	Charlie Wi.....	T63	73-73-73-72	291	28,625.00
Mike Weir.....	T24	69-70-71-72	282	45,000.00	Paul Lawrie.....	T65	73-69-81-70	293	28,125.00
John Cook.....	T28	70-74-69-70	283	41,250.00	Nobuhito Sato.....	T65	74-76-73-70	293	28,125.00
Chris DiMarco.....	T28	68-70-74-71	283	41,250.00	Paul McGinley.....	67	79-69-73-74	295	27,750.00
David Duval.....	T28	72-75-71-65	283	41,250.00	Tobias Dier.....	T68	76-75-72-73	296	27,250.00
Ricardo Gonzalez.....	T28	71-72-68-72	283	41,250.00	Steve Elkington.....	T68	76-77-74-69	296	27,250.00
Justin Leonard.....	T28	70-74-69-70	283	41,250.00	Nicholas Lawrence.....	T68	76-72-78-70	296	27,250.00
Nick Price.....	T28	74-66-72-71	283	41,250.00	Jesper Parnevik.....	T71	76-74-73-74	297	26,625.00
Loren Roberts.....	T28	70-66-76-71	283	41,250.00	Phillip Price.....	T71	73-73-73-78	297	26,625.00
Kirk Triplett.....	T28	71-69-70-73	283	41,250.00	John Daly.....	73	73-78-74-73	298	26,250.00
Shigeki Maruyama.....	T36	69-72-69-74	284	38,750.00	Mark Calcavecchia.....	74	74-81-75-69	299	26,000.00
Len Mattiace.....	T36	69-72-72-71	284	38,750.00	Jose Coceres.....	T75	69-71-76-84	300	25,625.00
Paul Azinger.....	T38	68-72-73-72	285	37,250.00	Scott McCarron.....	T75	74-74-77-75	300	25,625.00
Matt Kuchar.....	T38	71-68-71-75	285	37,250.00	Jerry Kelly.....	77	75-79-74-73	301	25,250.00

2001 NEC Invitational

Firestone Country Club (South Course), Akron, OH **Purse: \$5,000,000** **Par/Yds: 35-35-70/7,139** **August 23-26, 2001**

LEADERS	First Round	Second Round	Third Round
	Jim Furyk..... 65 (-5)	Jim Furyk..... 131 (-9)	Jim Furyk..... 197 (-13)
	Greg Norman..... 65 (-5)	Phil Mickelson..... 133 (-7)	Tiger Woods..... 199 (-11)
	Thomas Bjorn..... 66 (-4)	Tiger Woods..... 133 (-7)	Paul Azinger..... 202 (-8)
	Darren Clarke..... 66 (-4)	Stuart Appleby..... 134 (-6)	Darren Clarke..... 202 (-8)
	Colin Montgomerie..... 66 (-4)	Darren Clarke..... 134 (-6)	
	Tiger Woods..... 66 (-4)	Padraig Harrington..... 134 (-6)	

CUT: There was no cut. 37 of the 39 professionals completed 72 holes.

WEATHER: Mostly cloudy Thursday, with late morning/early afternoon light rain. Temperatures were in the 70s, with winds primarily out of the west at 5-12 mph. Mostly cloudy Friday morning, with some sun in the afternoon. Temperatures were in the 70s, and winds were out of the northeast at 5-12 mph. Partly cloudy and warm Saturday, with temperatures reaching 82 and winds out of the south at 5-15 mph. Tee times were moved up to 7:45 a.m. and play was off Nos. 1 and 10 in pairs Sunday in anticipation of inclement afternoon weather. Partly cloudy with temperatures in the 70s and winds out of the southwest at 5-20 mph.



Winner: Tiger Woods 66-67-66-69 268 \$1,000,000.00
(Won playoff with birdie-3 on seventh extra hole)

Jim Furyk..... 2	65-66-66-71	268	\$500,000.00	Carlos Franco..... 20	68-71-68-73	280	\$73,000.00
Darren Clarke..... 3	66-68-68-69	271	375,000.00	Niclas Fasth..... T21	74-67-68-72	281	66,000.00
Colin Montgomerie..... 4	66-71-66-70	273	300,000.00	Scott Hoch..... T21	71-70-69-71	281	66,000.00
Stuart Appleby..... T5	70-64-70-70	274	201,666.67	Robert Allenby..... T23	68-67-75-72	282	58,000.00
Davis Love III..... T5	68-68-70-68	274	201,666.67	Steve Elkington..... T23	73-68-73-68	282	58,000.00
Paul Azinger..... T5	67-70-65-72	274	201,666.66	Mike Weir..... 25	69-70-71-73	283	53,000.00
Ernie Els..... T8	67-70-66-72	275	147,500.00	Paul McGinley..... 26	68-73-71-72	284	51,000.00
Phil Mickelson..... T8	67-66-70-72	275	147,500.00	David Duval..... 27	69-69-72-75	285	49,000.00
Retief Goosen..... 10	72-69-64-71	276	131,000.00	Phillip Price..... 28	70-71-74-71	286	47,000.00
Bernhard Langer..... T11	69-67-68-73	277	118,500.00	Nick Price..... T29	71-70-71-76	288	44,000.00
Hal Sutton..... T11	69-71-67-70	277	118,500.00	Loren Roberts..... T29	72-70-67-79	288	44,000.00
Stewart Cink..... T13	69-67-70-72	278	100,500.00	Notah Begay III..... T31	77-71-72-69	289	38,000.00
Ian Poulter..... T13	67-72-69-70	278	100,500.00	Thomas Bjorn..... T31	66-79-73-71	289	38,000.00
Vijay Singh..... T13	68-68-69-73	278	100,500.00	Michael Campbell..... T31	71-71-75-72	289	38,000.00
David Toms..... T13	68-70-70-70	278	100,500.00	Shigeaki Maruyama..... T31	68-75-73-73	289	38,000.00
Pierre Fulke..... T17	73-71-65-70	279	83,000.00	Greg Norman..... 35	65-71-74-80	290	33,000.00
Padraig Harrington..... T17	68-66-73-72	279	83,000.00	Mark Calcavecchia..... T36	72-69-72-79	292	30,000.00
Scott Verplank..... T17	69-71-70-69	279	83,000.00	Miguel Angel Jiménez..... T36	70-72-74-76	292	30,000.00

2000 NEC Invitational

Firestone Country Club (South Course), Akron, OH

Purse: \$5,000,000

Par/Yds: 35-35-70/7,139

August 24-27, 2000

First Round		Second Round		Third Round	
Tiger Woods	64 (-6)	Tiger Woods	125 (-15)	Tiger Woods	192 (-18)
Jim Furyk.....	65 (-5)	Phil Mickelson.....	132 (-8)	Phil Mickelson.....	201 (-9)
Darren Clarke.....	66 (-4)	Justin Leonard.....	133 (-7)	Phillip Price.....	201 (-9)
Carlos Franco.....	66 (-4)	Jim Furyk.....	134 (-6)	Hal Sutton.....	201 (-9)
Justin Leonard.....	66 (-4)				
Phil Mickelson.....	66 (-4)				
Phillip Price.....	66 (-4)				

CUT: There was no cut. 37 of the 40 professionals completed 72 holes.



WEATHER: Sunny and pleasant Thursday, with afternoon temperatures reaching the lower 80s. Light wind helped keep temperatures moderate. Ideal on Friday, with mostly sunny skies and highs in the low-to-mid 80s. Mostly cloudy Saturday, with temperatures reaching the low 80s. Play was halted at 2:16 p.m. Sunday due to dangerous weather and resumed again at 5:10 p.m. Play finished at 8:25 p.m.

Winner: Tiger Woods 64-61-67-67 259 \$1,000,000.00

Justin Leonard.....	T2	66-67-71-66	270	\$437,500.00	Nick Price.....	T20	70-69-74-67	280	\$68,333.34
Phillip Price.....	T2	66-69-66-69	270	437,500.00	Stuart Appleby.....	T20	67-70-70-73	280	68,333.33
Jim Furyk.....	T4	65-69-69-68	271	243,333.34	Lee Westwood.....	T20	66-69-73-72	280	68,333.33
Phil Mickelson.....	T4	66-66-69-70	271	243,333.33	Paul McGinley.....	23	71-72-71-67	281	60,000.00
Hal Sutton.....	T4	68-68-65-70	271	243,333.33	Retief Goosen.....	T24	69-74-73-67	283	52,333.34
Stewart Cink.....	7	72-69-68-63	272	170,000.00	Jeff Maggert.....	T24	72-69-73-69	283	52,333.33
Paul Azinger.....	T8	68-70-70-65	273	147,500.00	Mike Weir.....	T24	68-76-68-71	283	52,333.33
Colin Montgomerie.....	T8	71-69-66-67	273	147,500.00	Carlos Franco.....	T27	66-77-72-69	284	44,000.00
Thomas Björn.....	T10	69-69-70-66	274	125,000.00	Padraig Harrington.....	T27	76-65-71-72	284	44,000.00
José Maria Olazábal.....	T10	67-73-69-65	274	125,000.00	Mark O'Meara.....	T27	71-71-70-72	284	44,000.00
Robert Allenby.....	T12	69-69-70-67	275	110,500.00	Gary Orr.....	T27	70-68-72-74	284	44,000.00
Ernie Els.....	T12	67-71-69-68	275	110,500.00	Tom Lehman.....	T31	71-74-70-70	285	38,000.00
Loren Roberts.....	14	67-69-66-75	277	103,000.00	Greg Norman.....	T31	68-71-76-70	285	38,000.00
Michael Campbell.....	T15	71-69-70-68	278	95,500.00	Kirk Triplett.....	T33	75-67-72-72	286	34,750.00
Shigeki Maruyama.....	T15	71-70-68-69	278	95,500.00	Ian Woosnam.....	T33	73-72-72-69	286	34,750.00
Notah Begay III.....	T17	74-66-69-70	279	83,000.00	Davis Love III.....	35	75-72-70-70	287	32,500.00
Darren Clarke.....	T17	66-71-71-71	279	83,000.00	Miguel Angel Jiménez.....	36	69-74-72-73	288	31,000.00
Andrew Coltart.....	T17	69-69-69-72	279	83,000.00	Steve Pate.....	37	75-73-69-75	292	29,500.00

1999 NEC Invitational

Firestone Country Club (South Course), Akron, OH

Purse: \$5,000,000

Par/Yds: 35-35-70/7,139

August 26-29, 1999

LEADERS	First Round	Second Round	Third Round
	Tiger Woods..... 66 (-4)	Carlos Franco 135 (-5)	Tiger Woods..... 199 (-11)
	David Duval..... 67 (-3)	Paul Lawrie..... 135 (-5)	Fred Couples..... 204 (-6)
	Jim Furyk..... 67 (-3)	Phil Mickelson 136 (-4)	Nick Price..... 204 (-6)
	Sergio Garcia..... 67 (-3)	Nick Price..... 136 (-4)	Carlos Franco..... 205 (-5)
	Paul Lawrie..... 67 (-3)	Hal Sutton..... 136 (-4)	
	Tom Lehman..... 67 (-3)	Tiger Woods..... 137 (-3)	
	Nick Price..... 67 (-3)		



CUT: There was no cut. All 41 professionals completed 72 holes.

WEATHER: Overcast, with periodic rains Thursday and Friday. Thursday play was delayed at 2:05 p.m. due to lightning in the area. Play was suspended for the day at 5:20 p.m., with all 41 players still on the course. Partly cloudy and humid Saturday. Beautiful on Sunday.

Winner: Tiger Woods 66-71-62-71 270 \$1,000,000.00

Phil Mickelson..... 2	69-67-70-65	271	\$510,000.00	Greg Turner..... T21	70-71-68-74	283	\$66,000.00
Craig Parry..... T3	71-66-69-69	275	327,500.00	Stuart Appleby..... T23	72-70-72-70	284	58,000.00
Nick Price..... T3	67-69-68-71	275	327,500.00	Scott Hoch..... T23	68-73-71-72	284	58,000.00
Ernie Els..... 5	71-69-67-69	276	234,000.00	Greg Norman..... T25	70-75-66-74	285	50,000.00
Shigeki Maruyama..... 6	72-67-70-68	277	179,000.00	Mark O'Meara..... T25	73-70-71-71	285	50,000.00
Carlos Franco..... T7	68-67-70-73	278	154,000.00	Miguel Angel Jimenez..... T27	72-70-70-74	286	41,333.33
Sergio Garcia..... T7	67-70-69-72	278	154,000.00	David Duval..... T27	67-72-71-76	286	41,333.33
Jeff Maggert..... T7	71-67-69-71	278	154,000.00	Jesper Parnevik..... T27	75-69-66-76	286	41,333.33
Jim Furyk..... T10	67-72-69-71	279	129,000.00	Lee Janzen..... T30	71-70-72-74	287	37,000.00
Davis Love III..... T10	68-69-70-72	279	129,000.00	Colin Montgomerie..... T30	69-75-67-76	287	37,000.00
Mark Calcavecchia..... T12	68-69-73-70	280	109,000.00	Jarmo Sandelin..... T30	71-71-73-72	287	37,000.00
Pdraig Harrington..... T12	72-67-70-71	280	109,000.00	Andrew Coltart..... T33	71-71-69-77	288	34,000.00
Steve Pate..... T12	69-71-68-72	280	109,000.00	John Huston..... T33	69-71-70-78	288	34,000.00
Fred Couples..... T15	71-70-63-77	281	88,000.00	Lee Westwood..... T33	74-72-70-72	288	34,000.00
Tom Lehman..... T15	67-72-67-75	281	88,000.00	Darren Clarke..... T36	73-72-69-75	289	31,500.00
Vijay Singh..... T15	71-67-72-71	281	88,000.00	Jean Van De Velde..... T36	75-71-68-75	289	31,500.00
Payne Stewart..... T15	70-67-69-75	281	88,000.00	Frank Nobile..... 38	73-69-75-73	290	30,000.00
Hal Sutton..... T15	69-67-72-73	281	88,000.00	Steve Elkington..... 39	70-74-71-76	291	29,000.00
Justin Leonard..... 20	73-68-69-72	282	73,000.00	José Maria Olazábal..... 40	70-80-69-73	292	28,000.00
Paul Lawrie..... T21	67-68-74-74	283	66,000.00	Naomichi Joe Ozaki..... 41	75-74-75-72	296	27,000.00

Doral Golf Resort & Spa



Camilo Villegas
Colombia

History of Doral Golf Resort & Spa

Alfred Kaskel, a New York real estate developer, founded Doral in the early 1950s and gave the resort its distinct name by taking the first syllable from “Doris,” his wife, and the first syllable from his name. Kaskel originally paid \$2,000 per acre for the 2,400 acres he planned to develop. Dick Wilson designed the Blue Course, later renovated by Raymond Floyd. The PGA TOUR first held a tournament at Doral in 1962, with Billy Casper winning the inaugural tournament. Since then, a PGA TOUR event has been held at Doral’s Blue Course every year. This week, the World Golf Championships-CA Championship continues the legacy of PGA TOUR golf at the facility.

Besides the Blue Course, dubbed the “Blue Monster,” there are four other courses at the resort: the Gold, Red, Silver and Great White.



Doral Golf Resort & Spa Blue Course Hole-by-Hole Descriptions

Hole 1

Par 5

529 Yards

Many TOUR players will reach the wide, flat green on this par 5 in two and get off to a hot start. But the trees planted in both roughs will punish an errant tee shot.

Hole 2

Par 4

376 Yards

This short par 4 is another good birdie hole. Numerous past champions have taken advantage of the two relatively easy opening holes.

Many pros tee off with an iron here as the fairway narrows to 24 yards between the bunkers. The right-fairway bunker has three grass islands, a trademark of the original Dick Wilson design.

Hole 3

Par 4

438 Yards

Time to get serious. This may be the Blue Monster's most difficult driving hole. Longer drives find a wider fairway; so expect to see driver used off the tee. A miss right will find the lake, while a miss left will find deep rough or the tough fairway bunker. Approach shots must also be accurate. The sharp slope to the left of the green will bring extremely difficult recovery shots. This is the Doral's only hole with no greenside bunkers.

Hole 4

Par 3

236 Yards

Always a pivotal hole in the tournament, this is the hardest par 3 on the golf course, though the 13th hole is 10 yards longer. Two deep bunkers guard the green's left side. Players can bounce a ball onto the green; however, any slight miss to the right will be water-bound.

Hole 5

Par 4

394 Yards

The left side of this par 4 is guarded by four small bunkers pitched into the hillside. The tee-shot landing area is quite narrow. The green is protected by five bunkers. Birdie is possible if you drive it long and in the fairway.

Hole 6

Par 4

442 Yards

This par 4 has a very wide tee shot landing area at the 225-yard mark while narrowing as players get closer to the green. The second bunker on the left squeezes the fairway, leaving only 33 yards to drive the ball. Always into the wind, this hole plays longer than its 442 yards. Look for back-left-corner pin placements.

Hole 7

Par 4

428 Yards

Palm trees at the right hand corner of this dogleg left block out drives right or through the fairway that end up behind them. Playing a draw from the tee is best. The position of the fairway bunkers gives average golfers more room to drive the ball. The left-fairway bunker, with its steeper lip, is more intimidating for PGA TOUR players. The green's left side slopes down to the left into a chipping area.

Hole 8

Par 5

560 Yards

On this par 5, the lake is very much in play for longer hitters. Numerous palm trees beyond the bunker on the right punish any bailout to that side. Many players go for the green in two, but to do so requires a long, accurate drive usually into the winter wind from the southwest.

Hole 9

Par 3

169 Yards

This is Doral's shortest par 3 but almost always plays into the wind or into a crossing left-to-right wind. The green is very quick. Putts from above the pin are especially tricky, being downwind and down grain toward the water. Leaving the ball under the hole is critical, allowing players to putt aggressively and maybe walk away with a birdie.

Hole 10

Par 5

551 Yards

This downwind, 551-yard par 5 plays shorter than the yardage. The two fairway bunkers on the right make the drive tighter and bring the water more into play. Longer drives find a narrower fairway. Big hitters will play a 3-, 4- or 5-iron on the approach. Any approach shot pulled left will find the lake. The sloping green is very narrow in back, making a back-left pin the most difficult to reach. Expect to see many birdies and a few eagles on this hole.

Hole 11

Par 4

402 Yards

This large bunker in the fairway's center gives players three distinct tee-shot options, a common Dick Wilson strategy. Most players will lay up with a 4- or 5-iron. Players can also drive the ball up to 280 yards down the left side. The better drivers will definitely hit driver here, leaving a short pitch. Look for a pin placement right behind the front bunkers.

Doral Golf Resort & Spa Blue Course Hole-by-Hole Descriptions

Hole 12

Par 5

603 Yards

This is one of the PGA TOUR's longest par 5s, so don't expect many players to reach the green in two. Over 400 trees have been planted on the right side of this hole, making any shot from the right rough very intimidating. The enormous fairway bunker on the right stretches from 96 to 166 yards from the green. The parallel bunker on the left squeezes the second-shot landing area. As on the 11th hole, the front part of this green is raised, hiding front-pin locations and leaving players with an uneasy feeling on their approach shots.

Hole 13

Par 3

245 yards

This is Doral's longest par 3. Making 3 here would please every player in the field. Well-defined bunkers guard either side of the green, but players can use the strip of fairway in front to bounce the ball onto the putting surface. The toughest pin placements are back left because the back of the green actually slopes away from the tee.

Hole 14

Par 4

460 Yards

Because it is usually downwind, this par 4 plays much shorter than its 460-yard length. Two fairway bunkers guard the right side of the tee-shot landing area. While many players can carry the first bunker on the left from the tee, the second bunker beyond it forces them to find the fairway. Two bunkers sit to the left of the green, while the right side of the green slopes to the right. The green is also dramatically narrow.

Hole 15

Par 3

175 Yards

On this par 3, the faces of the bunkers fronting the green and behind it are grassed down. The step-over spot in the fronting bunker is commonly seen in bunkers on courses in Scotland and Ireland. The very shallow green and the wind, usually coming from left to right, make choosing a club difficult. Even some of the world's finest players come up either short or long here. This hole is critical coming down the stretch of the CA Championship.

Hole 16

Par 4

372 Yards

This par 4 swings from right to left. The fairway bunkers on the right side are small. The left-fairway bunker includes four islands and is completely grassed down. The wide fairway encourages players to drive the ball off the tee, bringing the bunkers and palm trees into play more often. The bunker complex around the green is a classic Dick Wilson design. The toughest pin placements are on the very narrow right side of the green, which slopes away from the fairway. Shots missed long will bound over this green, leaving an extremely difficult pitch back.

Hole 17

Par 4

419 Yards

The most unique thing about this slight dogleg right is the elevated green; it is 51 yards deep, a three- or four-club difference depending on the pin position. Usually playing into the wind or into a left-to-right wind, this par 4 plays considerably longer than 419 yards. Add on at least 15 yards if the pin is in back. A back pin placement also requires a shot over a deep and intimidating bunker guarding the green's left side. Classic-styled bunkers frame the entire putting surface.

Hole 18

Par 4

467 Yards

In 2004, this infamous par 4 was ranked the most difficult finishing hole on the PGA TOUR. Since it usually plays into the wind or into a left-to-right crosswind, the drive is extremely tough. The fairway narrows to only 25 yards at the end of the lake but widens beyond it, so longer drives have a bigger target. Driving the ball into the right rough leads to a terrifying second shot to a long, narrow green whose entire left side is bordered by water. Smashing a drive down this fairway and then firing at the back-left Sunday pin requires real courage.

Doral Golf Resort & Spa's Blue Course PGA TOUR Records

Low 72 Holes:

264 (24-under) **Tiger Woods** (2005)
265 (23-under) **Jim Furyk** (2000)
265 (23-under) **Greg Norman** (1993)

Low 18 Holes:

61 (11-under) **Stephen Ames**, second round (2000)
62 (10-under) **Mike Weir**, first round (2001)
62 (10-under) **Greg Norman**, second round (1993)
62 (10-under) **Greg Norman**, fourth round (1990)

Low 9 Holes:

29 (7-under) **Tom Kite**, front nine, third round (1979)
29 (7-under) **Tom Kite**, front nine, third round (1974)

Low First 18 Holes:

62 (10-under) **Mike Weir**, first round (2001)

Low Opening 36 Holes:

129 (66-63, 15-under) **Franklin Langham** (2000)
130 (64-66, 14-under) **Phil Mickelson** (2005)
130 (64-66, 14-under) **Stewart Cink** (2001)

Low Opening 54 Holes:

195 (65-68-72, 21-under) **Greg Norman** (1993)
196 (64-66-66, 20-under) **Phil Mickelson** (2005)
197 (66-63-68, 19-under) **Franklin Langham** (2000)

Low Start by a Winner:

64 (8-under) **Tiger Woods** (2006)
64 (8-under) **Lee Trevino** (1973)

High Start by a Winner:

76 (4-over) **Dan Sikes** (1963)

Low Finish by a Winner:

62 (8-under) **Greg Norman** (1990)



High Finish by a Winner:

73 (1-over) **Tiger Woods** (2007)
72 (even) **Gardner Dickinson** (1968)
72 (even) **Andy Bean** (1977)
72 (even) **Mark McCumber** (1979)
72 (even) **Bill Glasson** (1989)
72 (even) **Rocco Mediate** (1991)
72 (even) **Ernie Els** (2002)



Largest Margin of Victory:

6 strokes **Hubert Green** (1976)

Largest 18-Hole Lead:

2 strokes **Mike Weir** (2001)
2 strokes **Mark Calcavecchia** (1989)
2 strokes **Ed Fiori** (1978)
2 strokes **Dave Marr, Jack McGowan** (1970)
2 strokes **Gardner Dickinson** (1968)
2 strokes **Doug Sanders** (1965)

Largest 36-Hole Lead:

4 strokes **Lee Trevino** (1973)

Largest 54-Hole Lead:

4 strokes **Geoff Ogilvy** (2008), **Tiger Woods** (2007),
Hubert Green (1976), **Lee Trevino** (1973)

Playoffs (6):

Craig Parry def. **Scott Verplank** with an eagle on the first playoff hole (2004)
Scott Hoch def. **Jim Furyk** with a birdie on the third playoff hole (2003)
Rocco Mediate def. **Curtis Strange** with a birdie on the first playoff hole (1991)
Greg Norman def. **Paul Azinger, Mark Calcavecchia** and **Tim Simpson** with an eagle on the first playoff hole (1990)
Andy Bean def. **Hubert Green** with a birdie on the fourth playoff hole (1986)
Raymond Floyd def. **Jack Nicklaus** with a birdie on the second playoff hole (1980)

1962 Doral Country Club Open Invitational

Doral Country Club (Blue), Miami, FL
Par: 36-36-72 **Yards: 7,065**

Purse: \$50,000
March 22-25, 1962

LEADERS: First Round—Bobby Nichols and Jack Nicklaus opened with 69s, one stroke ahead of six players. **Second Round**—Billy Casper shot a 67, leaving him at 137 to take a two-stroke lead over Bob Goalby. Tommy Bolt and Arnold Palmer were five strokes behind. **Third Round**—Paul Bondeson and Bob Goalby shared the lead at 5-under 211, one stroke ahead of Billy Casper and Jack Nicklaus.



CUT: 66 professionals and 2 amateurs at 9-over 153. Note: All amateurs (10) played on the weekend.

Winner: Billy Casper 70-67-75-71 283 (5-under) \$9,000.00

Paul Bondeson.....	2	71-73-67-73	284	\$4,600	Rex Baxter.....	T32	75-68-76-77	296	\$182
Jack Nicklaus.....	3	69-74-69-73	285	3,000	Bo Wininger.....	T32	74-74-70-78	296	182
Ben Hogan.....	T4	74-72-71-69	286	2,450	Bill Collins.....	T41	77-72-74-74	297	111
Ted Kroll.....	T4	72-72-70-72	286	2,450	Paul Harney.....	T41	75-76-72-74	297	111
Bob Goalby.....	6	70-69-72-76	287	2,100	Dave Marr.....	T41	76-74-75-72	297	111
Bobby Nichols.....	7	69-77-72-71	289	1,900	Bob McCallister.....	T41	74-73-77-73	297	111
Dave Ragan.....	8	74-71-69-76	290	1,700	John Barnum.....	T41	73-74-74-76	297	111
Jon Gustin.....	T9	74-71-76-70	291	1,550	Pete Cooper.....	T41	74-74-75-74	297	111
Bud Sullivan.....	T9	72-73-77-69	291	1,550	Angel Miguel.....	T41	77-70-76-74	297	111
Jim Ferree.....	T11	72-72-74-74	292	1,230	Jay Hebert.....	T48	73-74-78-73	298	47
Lionel Hebert.....	T11	78-71-74-69	292	1,230	Don January.....	T48	75-75-73-75	298	47
Cary Middlecoff.....	T11	73-75-73-71	292	1,230	Howie Johnson.....	T48	75-74-75-74	298	47
Arnold Palmer.....	T11	70-72-73-77	292	1,230	Sam Snead.....	T48	71-74-80-73	298	47
Gary Player.....	T11	76-70-72-74	292	1,230	Bob Verwey.....	T48	71-77-74-76	298	47
Tommy Bolt.....	T16	71-71-73-78	293	950	Tony Lema.....	T48	82-71-72-73	298	47
Harold Henning.....	T16	77-72-71-73	293	950	Pete Mazur.....	T48	71-74-77-76	298	47
Frank Boynton.....	T16	74-72-72-75	293	950	Gardner Dickinson.....	T55	73-75-72-79	299	
Frank Stranahan.....	T16	75-72-71-75	293	950	Don Fairfield.....	T55	76-73-73-77	299	
Jack McGowan.....	T16	72-74-75-72	293	950	Bruce Crampton.....	T57	75-70-74-81	300	
Tommy Aaron.....	T21	72-76-71-75	294	675	Gene Littler.....	T57	74-75-72-79	300	
Julius Boros.....	T21	72-75-74-73	294	675	Moon Mullins.....	T57	75-73-76-76	300	
Ed Furgol.....	T21	73-75-74-72	294	675	Bob Goetz.....	T60	74-76-74-77	301	
Tommy Jacobs.....	T21	70-74-74-76	294	675	Mike Krak.....	T60	73-76-76-76	301	
Art Wall.....	T21	74-73-75-72	294	675	Jacky Cupit.....	T62	75-77-72-78	302	
Jim Ferrier.....	T21	73-73-77-71	294	675	Gene Borek.....	T62	74-78-72-78	302	
George Bayer.....	T27	77-72-75-71	295	400	Sam Carmichael.....	T62	75-70-79-78	302	
Billy Maxwell.....	T27	74-74-73-74	295	400	Jay Dolan.....	65	76-72-74-82	304	
Larry Mowry.....	T27	75-72-70-78	295	400	Bob Galloway.....	T66	75-80-74-76	305	
Jimmy Powell.....	T27	70-76-76-73	295	400	Leo Biagetti.....	T66	74-74-76-81	305	
Mason Rudolph.....	T27	70-75-75-75	295	400	Roger Ginsberg.....	T68	80-79-73-74	306	
Jerry Barber.....	T32	74-72-76-74	296	182	Sid Scott.....	T68	76-73-76-81	306	
Dow Finsterwald.....	T32	75-75-72-74	296	182	Al Kelley.....	T70	77-79-77-78	311	
Doug Ford.....	T32	75-78-71-72	296	182	Ed Justa.....	T70	79-78-76-78	311	
Dave Hill.....	T32	77-74-74-71	296	182	Gene Andrews.....	72	79-77-76-83	315	
Tom Nieporte.....	T32	72-74-78-72	296	182	Joseph Taylor.....	73	79-81-84-78	322	
Phil Rodgers.....	T32	71-73-75-77	296	182	Robert Ornitz.....	74	80-80-83-81	324	
Mike Souchak.....	T32	73-74-73-76	296	182	Leo Fenster.....	75	85-82-83-86	336	

1963 Doral Country Club Open Invitational

Doral Country Club (Blue), Miami, FL
Par: 36-36-72 Yards: 7,065

Purse: \$50,000
March 21-24, 1963

LEADERS: First Round—Paul Harney fired a 4-under 68 to take a one-stroke lead over Glenn Stuart. Six players were two back
Second Round—Harney and Sam Snead were both at 4-under 140, one stroke ahead of Gene Littler. Ted Kroll and Arnold Palmer were two back. **Third Round**—Harney, Snead and Dan Sikes were tied at 3-under 213, one stroke ahead of Littler. Al Balding was three strokes back.



CUT: 79 professionals at 7-over 151.

Winner: Dan Sikes 76-70-67-70 283 (5-under) \$9,000.00

Sam Snead..... 2	71-69-73-71	284	\$4,600	Jim Ferree..... T41	72-74-76-77	299	\$112
Tony Lema..... 3	75-72-70-69	286	3,000	Cary Middlecoff..... T41	75-74-78-72	299	112
Al Balding..... T4	74-72-70-71	287	2,333	Ed Rubis..... T41	75-76-74-74	299	112
Paul Harney..... T4	68-72-73-74	287	2,333	Jack Rule..... T41	72-76-73-78	299	112
Dave Ragan..... T4	75-72-70-70	287	2,333	Miller Barber..... T45	71-75-75-79	300	94
Billy Casper..... T7	73-71-76-70	290	1,800	Ed Oldfield, Jr..... T45	75-71-78-76	300	94
Arnold Palmer..... T7	71-71-75-73	290	1,800	Bob Duden..... T45	75-74-73-78	300	94
Jacky Cupit..... T9	74-72-71-74	291	1,400	Dick Hart..... T45	76-73-76-75	300	94
Gene Littler..... T9	70-71-73-77	291	1,400	Frank Wharton..... T45	72-75-76-77	300	94
Jack Nicklaus..... T9	73-73-72-73	291	1,400	Jack Burke, Jr..... T45	71-78-73-78	300	94
Art Wall..... T9	73-74-70-74	291	1,400	Don Essig..... T45	76-72-73-79	300	94
Jim Wright..... T9	77-72-71-71	291	1,400	Joe Carr..... T52	70-75-79-77	301	
Bobby Nichols..... T14	76-72-72-72	292	1,125	Mike Fetchick..... T52	76-74-72-79	301	
Phil Rodgers..... T14	71-73-73-75	292	1,125	Raymond Floyd..... T52	74-76-71-80	301	
Gary Player..... 16	71-74-75-73	293	1,050	Doug Ford..... T52	75-75-77-74	301	
Dow Finsterwald..... T17	75-72-75-72	294	925	Bob Goalby..... T52	78-73-74-76	301	
J.C. Goosie..... T17	74-71-75-74	294	925	Bob Harrison..... T52	75-73-80-73	301	
Mason Rudolph..... T17	74-72-75-73	294	925	Rod Funseth..... T58	70-78-74-80	302	
Chick Herbert..... T17	71-73-75-75	294	925	Bob Nodus..... T58	80-71-74-77	302	
Jay Hebert..... T21	80-71-73-71	295	750	Dale Douglass..... T60	75-76-77-75	303	
Don January..... T21	77-71-73-74	295	750	Gordon Jones..... T60	74-77-76-76	303	
Ted Kroll..... T21	70-72-78-75	295	750	Mike Souchak..... T60	78-72-75-78	303	
Bruce Crampton..... T24	70-75-79-72	296	550	Glenn Stuart..... T60	69-78-79-77	303	
Terry Dill..... T24	74-72-75-75	296	550	George Knudson..... T64	74-76-75-79	304	
Al Geiberger..... T24	70-77-73-76	296	550	Roger Ginsberg..... T64	82-69-74-79	304	
Don Massengale..... T24	71-74-77-74	296	550	Joe Lopez, Sr..... T64	75-75-78-76	304	
Rex Baxter..... T24	71-77-73-75	296	550	Lionel Hebert..... T67	73-75-75-82	305	
Butch Baird..... T29	74-71-74-78	297	252	Frank Boynton..... T67	73-75-76-81	305	
George Bayer..... T29	73-73-76-75	297	252	Billy Farrell..... T67	74-76-77-78	305	
Frank Beard..... T29	71-74-78-74	297	252	Bob Shave, Jr..... T67	77-71-80-77	305	
Bob Charles..... T29	75-75-71-76	297	252	Gay Brewer..... T71	74-76-76-81	307	
Don Fairfield..... T29	74-72-78-73	297	252	Don Bisplinghoff..... T71	72-73-78-84	307	
Billy Maxwell..... T29	73-74-74-76	297	252	Bill Graham..... T71	76-74-81-76	307	
Dick Mayer..... T29	73-75-75-74	297	252	Jerry Edwards..... T74	73-73-84-78	308	
Johnny Pott..... T29	80-71-74-72	297	252	Jimmy Demaret..... T74	74-76-79-79	308	
John Barnum..... T29	75-76-74-72	297	252	Jerry Steelsmith..... T76	71-76-82-82	311	
Jerry Barber..... T38	74-77-71-76	298	140	Gary Floan..... T76	75-75-82-79	311	
Ed Furgol..... T38	73-74-76-75	298	140	Jay Dolan..... 78	74-74-80-84	312	
Dave Marr..... T38	74-75-78-71	298	140	Bob Robinson..... 79	76-75-87-80	318	

1964 Doral Open Invitational

Doral Country Club (Blue), Miami, FL
Par: 36-36-72 **Yards: 7,065**

Purse: \$50,000
March 19-22, 1964

LEADERS: First Round—Sam Snead opened with a 4-under 68. Five players—Dave Hill, Joe Lopez, Bob Shave, Jr., Mike Souchak and Ken Venturi—were a stroke behind. **Second Round**—The trio of Rex Baxter, Jack Nicklaus and Shave were at 8-under 136, a stroke ahead of Snead. Lopez was two back. **Third Round**—Billy Casper shot a 5-under 67 to finish at 9-under 207, a stroke ahead of Baxter and two up on Nicklaus, Jack Rule and Shave.



CUT: 63 professionals at 4-over 148.

Winner: Billy Casper 70-70-67-70 277 (11-under) \$7,500.00

Jack Nicklaus..... 2	70-66-73-69	278	\$4,000	Geoffrey Hunt..... T27	72-73-72-72	289	\$525
Rex Baxter..... 3	70-66-72-71	279	3,300	Bruce Crampton..... T34	71-72-75-72	290	370
Sam Snead..... T4	68-69-73-71	281	2,750	Jacky Cupit..... T34	72-72-74-72	290	370
Jack Rule..... T4	71-70-68-72	281	2,750	Mike Souchak..... T34	69-72-72-77	290	370
Jay Hebert..... T6	70-69-75-68	282	2,200	Dick Hart..... T34	70-75-74-71	290	370
Bob Shave, Jr..... T6	69-67-73-73	282	2,200	Frank Stranahan..... T34	73-72-75-70	290	370
Chick Harbert..... 8	72-73-69-69	283	1,800	Butch Baird..... T39	76-66-75-74	291	59
Frank Beard..... T9	75-69-67-73	284	1,500	George Bayer..... T39	74-72-73-72	291	59
Dave Marr..... T9	70-70-74-70	284	1,500	Dean Refram..... T39	74-72-72-73	291	59
Mason Rudolph..... T9	72-70-70-72	284	1,500	John Barnum..... T39	71-73-76-71	291	59
Lionel Hebert..... T12	70-70-74-71	285	1,200	Joe Campbell..... T39	73-74-73-71	291	59
Gary Player..... T12	73-71-70-71	285	1,200	Jay Dolan..... T39	71-73-71-76	291	59
Joe Lopez..... T12	69-69-72-75	285	1,200	Buster Cupit..... T39	73-75-70-73	291	59
Tommy Aaron..... T15	71-70-70-75	286	950	Claude King..... T39	73-71-75-72	291	59
Dow Finsterwald..... T15	72-72-71-71	286	950	Tommy Bolt..... T47	74-73-72-73	292	
Ken Venturi..... T15	69-73-71-73	286	950	Ed Furgol..... T47	71-72-75-74	292	
Julius Boros..... T18	73-74-71-69	287	793	Doug Sanders..... T47	76-68-75-73	292	
George Knudson..... T18	74-69-74-70	287	793	Terry Dill..... T50	74-70-76-73	293	
Billy Maxwell..... T18	75-72-70-70	287	793	Cary Middlecoff..... T50	73-72-75-73	293	
Arnold Palmer..... T18	72-72-73-70	287	793	Bert Weaver..... T50	72-72-76-73	293	
Al Balding..... T22	75-71-72-70	288	675	Al Besselink..... T53	75-67-75-77	294	
Dave Hill..... T22	69-72-72-75	288	675	Gay Brewer..... T53	73-73-72-76	294	
Pete Cooper..... T22	72-71-74-71	288	675	Bill Collins..... T53	77-71-70-76	294	
Bob Duden..... T22	73-73-69-73	288	675	Peter Butler..... T53	73-70-73-78	294	
Tony Grubb..... T22	71-76-69-72	288	675	Bob Watson..... T53	70-73-76-75	294	
Pete Brown..... T27	71-72-72-74	289	525	Terry Wilcox..... T53	74-72-71-77	294	
Bruce Devlin..... T27	72-71-73-73	289	525	Gibby Gilbert..... T59	73-70-75-77	295	
Tom Nieporte..... T27	70-74-75-70	289	525	Ed Rubis..... T59	71-76-72-76	295	
Dave Ragan..... T27	75-70-72-72	289	525	Dave Thomas..... T59	73-72-70-80	295	
Chi Chi Rodriguez..... T27	71-75-72-71	289	525	Bobby Nichols..... 62	75-73-72-76	296	
E.J. Harrison..... T27	73-72-71-73	289	525	Paul McGuire..... 63	74-74-72-77	297	

Billy Ray Brown

Steve Sands

1965 Doral Open Invitational

Doral Country Club (Blue), Miami, FL
Par: 36-36-72 Yards: 7,065

Purse: \$50,000
March 11-14, 1965

LEADERS: First Round—Doug Sanders opened with a 7-under 65 and assumed a two-stroke lead over George Knudson and Jack McGowan. Six players were tied at 68. **Second Round**—Bruce Devlin fired a 67 and moved to 9-under 135. He led Sanders by one and Bob Shave, Jr. by two. **Third Round**—After a 2-under 70, Devlin, at 11-under, and increased his lead to two strokes over Sanders and four over Terry Dill and McGowan.



CUT: 73 professionals at 3-over 147.

Winner: Doug Sanders 65-71-71-67 274 (14-under) \$11,000.00

Bruce Devlin.....	2	68-67-70-70	275	\$6,200	Joe Campbell.....	T35	73-72-74-71	290	\$425
Randy Glover.....	3	70-71-69-68	278	4,300	Dan Sikes.....	T35	71-73-71-75	290	425
Terry Dill.....	4	71-67-71-70	279	3,700	Lance Cooper.....	T35	70-77-73-70	290	425
Dave Marr.....	T5	68-71-71-72	282	2,750	Robert Zimmerman.....	T35	73-72-70-75	290	425
Fred Marti.....	T5	71-73-68-70	282	2,750	Rod Funseth.....	T35	69-73-73-75	290	425
Jack Nicklaus.....	T5	70-73-69-70	282	2,750	Rafe Botts.....	T42	71-73-72-75	291	287
Sam Snead.....	T5	73-68-71-70	282	2,750	Ken Still.....	T42	70-71-75-75	291	287
Lionel Hebert.....	9	70-73-68-72	283	2,200	Claude King.....	T42	73-74-71-73	291	287
Miller Barber.....	T10	69-77-68-70	284	1,750	Joe Lopez, Sr.....	T42	73-72-73-73	291	287
Gardner Dickinson.....	T10	70-72-72-70	284	1,750	Jerry Barber.....	T46	73-74-69-76	292	230
Jay Hebert.....	T10	70-69-72-73	284	1,750	Chick Harbert.....	T46	68-73-77-74	292	230
Dave Hill.....	T10	71-69-73-71	284	1,750	Stan Mosel.....	T46	72-70-74-76	292	230
Bert Yancey.....	T10	71-70-71-72	284	1,750	Gay Brewer.....	T49	73-69-72-79	293	102
Jack McGowan.....	T10	67-74-68-75	284	1,750	Mason Rudolph.....	T49	70-77-72-74	293	102
Phil Rodgers.....	T16	70-71-73-71	285	1,350	Dick Hendrickson.....	T49	70-73-74-76	293	102
Kermit Zarley.....	T16	71-70-72-72	285	1,350	Glenn Stuart.....	T49	72-74-69-78	293	102
Frank Beard.....	T18	76-69-69-72	286	1,030	Tom Shaw.....	T53	71-75-72-76	294	
Jim Ferree.....	T18	71-72-69-74	286	1,030	John H. Cook.....	T53	75-71-78-70	294	
Gary Player.....	T18	71-71-71-73	286	1,030	Jerry Steelsmith.....	T53	73-74-70-77	294	
Kel Nagle.....	T18	69-75-72-70	286	1,030	Bernard Hunt.....	T53	74-73-72-75	294	
Bob Shave, Jr.....	T18	68-69-73-76	286	1,030	Mike Souchak.....	T57	69-76-76-74	295	
Bobby Nichols.....	T23	69-75-69-74	287	750	Billy Farrell.....	T57	74-73-74-74	295	
Charles Sifford.....	T23	68-72-73-74	287	750	Joe Lopez.....	T57	69-74-79-73	295	
Dave Stockton.....	T23	74-68-71-74	287	750	Bob Johnson.....	T57	74-71-76-74	295	
Tom Weiskopf.....	T23	71-70-74-72	287	750	Bob Rosburg.....	T61	70-73-79-75	297	
Pete Cooper.....	T23	68-72-72-75	287	750	Bert Weaver.....	T61	74-71-79-73	297	
Jim Ferrier.....	T23	77-70-71-69	287	750	Tommy Aaron.....	T63	73-73-77-75	298	
Julius Boros.....	T29	72-74-70-72	288	587	Bob Goalby.....	T63	69-77-76-76	298	
Billy Casper.....	T29	72-73-73-70	288	587	Jerry Cooper.....	T63	74-73-74-77	298	
Charles Coody.....	T29	73-73-72-70	288	587	Pete Mazur.....	T63	74-72-77-75	298	
Billy Maxwell.....	T29	70-72-76-70	288	587	Dow Finsterwald.....	T67	73-74-75-77	299	
R.H. Sikes.....	T29	71-74-73-70	288	587	Dan Keefe.....	T67	70-76-76-77	299	
Harold Kneece.....	T29	70-74-75-69	288	587	Al Balding.....	T69	72-75-74-79	300	
Ed Furgol.....	T35	73-74-70-73	290	425	Chris Blocker.....	T69	72-75-80-73	300	
Roland Stafford.....	T35	74-70-74-72	290	425	Don Cherry.....	71	73-73-75-80	301	

1966 Doral Open Invitational

Doral Country Club (Blue), Miami, FL
Par: 36-36-72 **Yards: 7,065**

Purse: \$100,000
March 10-13, 1966

LEADERS: First Round—Kermit Zarley took the lead with a 7-under 65, that left him one stroke ahead of Jay Dolan and Tommy Jacobs. Gordon Jones, Jack McGowan and Johnny Pott were three behind. **Second Round**—Zarley remained one stroke ahead after an even-par 72 kept him at 7-under. Frank Beard, Dolan, Pott and Rodgers were all tied for second, a stroke back. **Third Round**—Dolan's 3-under 69 gave him a three-round total of 9-under 207, a stroke better than Rodgers and Zarley. Gardner Dickinson was two back.



CUT: 78 professionals at 8-over 152.

Winner: Phil Rodgers 69-69-70-70 278 (10-under) \$20,000.00

Kermit Zarley	T2	65-72-71-71	279	\$9,750	Steve Spray.....	T36	72-74-73-71	290	\$495
Jay Dolan.....	T2	66-72-69-72	279	9,750	Joe Campbell.....	T36	74-74-70-72	290	495
Frank Beard.....	T4	71-67-74-69	281	3,920	Rod Funseth.....	T36	71-77-69-73	290	495
Raymond Floyd.....	T4	75-68-71-67	281	3,920	Herman Barron.....	T36	73-72-73-72	290	495
Arnold Palmer.....	T4	69-70-71-71	281	3,920	Dow Finsterwald.....	T43	72-73-74-72	291	320
Johnny Pott.....	T4	68-70-74-69	281	3,920	Al Geiberger.....	T43	75-71-71-74	291	320
Jack McGowan.....	T4	68-72-73-68	281	3,920	Doug Sanders.....	T43	74-74-70-73	291	320
Julius Boros.....	T9	71-72-67-72	282	2,400	Charles Courtney.....	T46	75-73-75-69	292	220
Gay Brewer.....	T9	75-73-67-67	282	2,400	Lionel Hebert.....	T46	75-68-77-72	292	220
Jacky Cupit.....	T9	74-66-70-72	282	2,400	Tommy Jacobs.....	T46	66-76-72-78	292	220
Bruce Devlin.....	T9	73-68-69-72	282	2,400	Bill Ezinicki.....	T46	70-75-76-71	292	220
Sam Snead.....	T9	71-69-72-70	282	2,400	Buster Cupit.....	T46	73-75-69-75	292	220
George Archer.....	T14	72-67-75-69	283	1,850	Bob Goalby.....	T51	71-76-73-73	293	
Jack Nicklaus.....	T14	77-66-70-70	283	1,850	Don Massengale.....	T51	71-72-77-73	293	
Tommy Aaron.....	T16	71-74-72-67	284	1,600	Ken Still.....	T51	69-73-76-75	293	
Richard Crawford.....	T16	73-70-72-69	284	1,600	Dudley Wysong.....	T51	72-76-71-74	293	
Gardner Dickinson.....	T16	72-68-69-75	284	1,600	Chick Harbert.....	T51	70-72-74-77	293	
Dave Marr.....	T19	72-70-71-72	285	1,400	Randy Glover.....	T56	72-76-70-76	294	
Dale Douglass.....	T20	73-71-73-69	286	1,150	Charles Sifford.....	T56	74-70-72-78	294	
R.H. Sikes.....	T20	74-72-70-70	286	1,150	Pete Cooper.....	T56	71-75-75-73	294	
Rex Baxter.....	T20	71-71-72-72	286	1,150	Bob Verwey.....	T59	75-72-73-75	295	
Dan Sikes.....	T20	70-72-74-70	286	1,150	Tony Lema.....	T59	74-74-71-76	295	
Gordon Jones.....	T24	68-74-76-69	287	830	Neil Coles.....	61	76-71-79-70	296	
George Knudson.....	T24	75-69-72-71	287	830	Charles Coody.....	T62	74-72-74-77	297	
Bobby Nichols.....	T24	71-69-75-72	287	830	John Barnum.....	T62	74-73-75-75	297	
Mason Rudolph.....	T24	73-72-72-70	287	830	Dan Keefe.....	T62	73-75-71-78	297	
Ken Venturi.....	T24	75-68-72-72	287	830	Duff Lawrence.....	T62	72-72-82-71	297	
Jim Ferree.....	T29	76-72-70-70	288	712	Tom Weiskopf.....	T66	71-71-79-77	298	
Dave Hill.....	T29	71-73-73-71	288	712	Bob Ross.....	T66	74-73-74-77	298	
Bert Yancey.....	T29	72-70-75-71	288	712	Ron Nicol.....	T66	72-74-76-76	298	
Dave Marad.....	T29	74-68-73-73	288	712	Dean Refram.....	T69	73-74-75-77	299	
Bruce Crampton.....	T33	74-71-69-75	289	625	Joe Moresco.....	T69	71-73-77-78	299	
Dick Hart.....	T33	70-73-72-74	289	625	Sam Carmichael.....	T69	74-74-79-72	299	
Jack Rule.....	T33	72-74-71-72	289	625	Victor Ghezzi.....	T72	74-74-75-77	300	
George Bayer.....	T36	72-75-70-73	290	495	Dub Pagan.....	T72	72-76-78-74	300	
Billy Maxwell.....	T36	72-76-70-72	290	495	Bob Charles.....	74	72-73-76-82	303	
Chi Chi Rodriguez.....	T36	70-75-73-72	290	495	Steve Reid.....	75	73-75-78-84	310	

1967 Doral Open Invitational

Doral Country Club (Blue), Miami, FL
Par: 36-36-72 **Yards: 7,065**

Purse: \$100,000
March 2-5, 1967

LEADERS: First Round—Homero Blancas' 7-under 65 gave him a one-stroke advantage over Tommy Aaron and Joel Goldstrand. Arnold Palmer was two strokes behind. **Second Round**—Aaron tied Blancas atop the leaderboard, with the duo enjoying a one-stroke lead over seven players. **Third Round**—Aaron took sole possession of the lead with a 5-under 67. He led Harold Henning by one stroke and Jack Nicklaus and Doug Sanders by two.



CUT: 71 professionals at even-par 144.

Winner: Doug Sanders 68-71-66-70 275 (13-under) \$20,000.00

Art Wall.....	T2	71-67-69-69	276	\$9,750	Steve Oppermann.....	T36	70-73-68-73	284	\$550
Jack Nicklaus.....	4	68-71-66-72	277	5,000	Dale Douglass.....	T39	72-65-74-74	285	471
Tommy Aaron.....	T5	66-70-67-75	278	3,480	Jack Fleck.....	T39	70-71-71-73	285	471
George Archer.....	T5	68-71-71-68	278	3,480	R.H. Sikes.....	T39	69-72-72-72	285	471
Miller Barber.....	T5	69-70-67-72	278	3,480	Terry Dill.....	T42	73-70-72-71	286	340
Lionel Hebert.....	T5	72-68-69-69	278	3,480	Mason Rudolph.....	T42	70-71-73-72	286	340
Bobby Nichols.....	T5	70-70-67-71	278	3,480	Sam Snead.....	T42	70-73-72-71	286	340
Don January.....	T10	71-70-70-68	279	2,085	Joel Goldstrand.....	T42	66-71-76-73	286	340
Billy Maxwell.....	T10	70-69-68-72	279	2,085	George Bayer.....	T46	71-73-74-69	287	183
Arnold Palmer.....	T10	67-72-69-71	279	2,085	Frank Beard.....	T46	69-75-70-73	287	183
John Schlee.....	T10	73-70-69-67	279	2,085	Charles Courtney.....	T46	72-69-74-72	287	183
Dave Stockton.....	T10	73-67-68-71	279	2,085	Jerry Steelsmith.....	T46	71-72-69-75	287	183
Kermit Zarley.....	T10	71-66-71-71	279	2,085	Wilf Homenuik.....	T46	69-70-76-72	287	183
Dan Sikes.....	T10	73-68-67-71	279	2,085	John Lotz.....	T46	75-69-70-73	287	183
Charles Coody.....	T17	71-69-71-69	280	1,500	Gibby Gilbert.....	74	68-75-71-74	288	
Dave Hill.....	T17	73-68-70-69	280	1,500	Dave Marr.....	T52	72-72-70-74	288	
Bert Yancey.....	T17	70-67-74-69	280	1,500	Bill Sporre.....	T52	70-70-76-72	288	
Gay Brewer.....	T20	69-72-68-72	281	1,025	Bert Greene.....	T52	68-75-70-75	288	
Bruce Crampton.....	T20	70-70-70-71	281	1,025	Rod Funseth.....	T52	69-74-69-76	288	
Bruce Devlin.....	T20	71-72-68-70	281	1,025	Fred Marti.....	T57	70-69-73-77	289	
Babe Hiskey.....	T20	71-68-70-72	281	1,025	Frank Boynton.....	T57	71-73-74-71	289	
George Knudson.....	T20	71-73-68-69	281	1,025	Jay Dolan.....	T57	72-71-74-72	289	
Rex Baxter.....	T20	72-68-70-71	281	1,025	Chris Blocker.....	T57	73-69-72-75	289	
Billy Farrell.....	T20	70-67-69-75	281	1,025	Larry Mowry.....	T61	72-71-75-72	290	
Bob Goalby.....	27	68-73-71-70	282	800	Harold Kneece.....	T61	70-72-72-76	290	
Homero Blancas.....	T28	65-71-74-73	283	687	Dow Finsterwald.....	T63	73-68-72-78	291	
Julius Boros.....	T28	69-70-70-74	283	687	Jim Wiechers.....	T63	74-70-73-74	291	
Pete Brown.....	T28	69-70-71-73	283	687	Steve Bull.....	T63	71-72-74-74	291	
Dean Refram.....	T28	70-70-68-75	283	687	Wayne Yates.....	T63	71-71-75-74	291	
Tom Weiskopf.....	T28	68-76-67-72	283	687	Mike Souchak.....	67	72-71-71-78	292	
Dudley Wysong.....	T28	72-69-71-71	283	687	John Lively.....	T68	75-69-72-77	293	
Chick Harbert.....	T28	74-69-68-72	283	687	Bob Johnson.....	T68	73-71-72-77	293	
Jack McGowan.....	T28	71-70-70-72	283	687	Dave Ragan.....	70	73-70-78-73	294	
Bill Collins.....	T36	71-72-71-70	284	550	Al Johnston.....	71	71-72-78-76	297	
Jacky Cupit.....	T36	70-67-73-74	284	550					

1968 Doral Open Invitational

Doral Country Club (Blue), Miami, FL
Par: 36-36-72 Yards: 7,065

Purse: \$100,000
March 7-10, 1968

LEADERS: First Round—After a 7-under 65, Gardner Dickinson led Lionel Hebert and Howie Johnson by two strokes and Raymond Floyd, Dave Hill and Dave Stockton by two strokes. **Second Round**—Dickinson retained his lead, a one-stroke advantage, over Tom Weiskopf. Charles Coody and Johnson were two back. **Third Round**—Dickinson and Weiskopf were tied atop the leaderboard, three strokes ahead of Johnson. Fred Marti and Bert Yancey, a 8-under 208 was five strokes behind.



CUT: 78 professionals at 8-over 152.

Winner: Gardner Dickinson 65-71-67-72 275 (13-under) \$20,000.00

Tom Weiskopf..... 2	70-67-66-73	276	\$12,000	Dudley Wysong..... T35	69-74-71-76	290	\$508
Bert Yancey..... 3	69-70-69-69	277	7,500	Terry Wilcox..... T35	72-71-72-75	290	508
Miller Barber..... T4	71-70-68-70	279	4,650	John Lotz..... T35	71-73-70-76	290	508
Charles Coody..... T4	69-69-72-69	279	4,650	Frank Boynton..... T43	75-70-73-73	291	320
Dan Sikes..... 6	70-70-69-71	280	3,800	Tony Jacklin..... T43	72-72-75-72	291	320
George Archer..... T7	70-72-71-68	281	3,250	Jay Dolan..... T43	70-74-71-76	291	320
Fred Marti..... T7	70-70-68-73	281	3,250	Jim Colbert..... 72	70-73-77-72	292	183
Frank Beard..... T9	70-71-71-70	282	2,700	Bruce Devlin..... T46	73-70-76-73	292	183
Howie Johnson..... T9	67-71-68-76	282	2,700	Gibby Gilbert..... T46	71-73-76-72	292	183
Jack Montgomery..... 11	69-72-69-73	283	2,400	Pete Cooper..... T46	78-68-71-75	292	183
Bob Murphy..... T12	75-67-70-72	284	2,100	Sam Carmichael..... T46	73-72-72-75	292	183
Bert Greene..... T12	71-72-67-74	284	2,100	Dave Marad..... T46	72-72-71-77	292	183
Dave Hill..... T14	68-72-70-75	285	1,800	Marty Fleckman..... T52	74-72-69-78	293	
Billy Maxwell..... T14	71-73-70-71	285	1,800	Doug Ford..... T52	74-71-75-73	293	
Jack McGowan..... T14	72-71-72-70	285	1,800	Randy Glover..... T52	72-72-79-70	293	
Don January..... T17	69-71-71-75	286	1,450	R.H. Sikes..... T52	70-76-72-75	293	
Bob McCallister..... T17	76-69-70-71	286	1,450	Roland Stafford..... T52	72-72-72-77	293	
Jack Nicklaus..... T17	72-74-70-70	286	1,450	Dick Hart..... T52	72-67-71-83	293	
Dave Stockton..... T17	68-71-71-76	286	1,450	Steve Oppermann..... T52	74-68-75-76	293	
Terry Dill..... T21	75-68-71-73	287	1,050	Bob Goalby..... T59	74-70-74-76	294	
Labron Harris..... T21	70-71-76-70	287	1,050	Bob Rosburg..... T59	74-72-75-73	294	
Darrell Hickok..... T21	70-74-72-71	287	1,050	John Schlee..... T59	71-68-76-79	294	
Roy Pace..... T21	72-70-72-73	287	1,050	Steve Spray..... T59	71-73-75-75	294	
Homero Blancas..... T25	69-71-76-72	288	812	Lee Trevino..... T59	72-74-73-75	294	
Gay Brewer..... T25	74-70-71-73	288	812	Dave Eichelberger..... T64	75-71-73-76	295	
Lionel Hebert..... T25	67-75-72-74	288	812	Harold Henning..... T64	73-73-70-79	295	
Dean Refram..... T25	70-71-72-75	288	812	Bill Ezinicki..... T64	71-75-73-76	295	
Tommy Aaron..... T29	76-70-71-72	289	687	Joe Lopez, Sr..... T64	71-71-76-77	295	
Dale Douglass..... T29	72-72-71-74	289	687	Harold L. Rayborn..... T64	71-75-72-77	295	
Dick Lotz..... T29	70-74-72-73	289	687	Larry Wood..... T64	74-71-75-75	295	
Charles Sifford..... T29	73-72-71-73	289	687	Ron Cerrudo..... T70	72-74-74-76	296	
Art Wall..... T29	71-72-71-75	289	687	DeWitt Weaver..... T70	73-72-75-76	296	
Jim Wright..... T29	72-72-71-74	289	687	Rex Baxter..... T70	71-74-74-77	296	
George Bayer..... T35	73-72-74-71	290	508	Chick Harbert..... T70	72-72-77-75	296	
Raymond Floyd..... T35	68-76-74-72	290	508	Bob Verwey..... 74	77-69-73-78	297	
Tom Shaw..... T35	73-71-71-75	290	508	Joe Lopez..... 75	74-71-78-75	298	
Mike Souchak..... T35	74-70-70-76	290	508	Sam Harvey..... 76	73-72-76-79	300	
Jim Wiechers..... T35	72-74-73-71	290	508	Bruce Crampton..... 77	74-72-77-78	301	

1969 Doral Open Invitational

Doral Country Club (Blue), Miami, FL
Par: 36-36-72 Yards: 7,065

Purse: \$150,000
February 27-March 2, 1969

LEADERS: First Round—Tom Shaw and Dan Sikes both fired 7-under 65s and took a one-stroke lead over Bruce Devlin. Tommy Aaron and Harold Henning were two back. **Second Round**—Shaw and Sikes remained in the lead, and they were joined by Aaron. The trio was at 9-under 135, a stroke ahead of Bill Collins. **Third Round**—Aaron and Shaw continued to battle as they were both tied at 10-under 206. A trio of players—Tommy Bolt, Jack Nicklaus and Sikes, were a stroke behind, with Homero Blancas three back.



CUT: 83 professionals at 7-over 151

Winner: Tom Shaw 65-70-71-70 276 (12-under) \$30,000.00

Tommy Aaron.....	2	67-68-71-71	277	\$17,100	Charles Sifford.....	T38	70-74-72-72	288	\$672
Dan Sikes.....	3	65-70-72-71	278	10,650	Jim Wright.....	T38	71-71-73-73	288	672
Homero Blancas.....	T4	71-68-70-70	279	6,600	Frank Boynton.....	T38	72-70-75-71	288	672
Jack Nicklaus.....	T4	72-71-64-72	279	6,600	Frank Beard.....	T43	71-73-74-71	289	442
Tommy Bolt.....	6	69-69-69-73	280	5,400	Terry Dill.....	T43	71-72-73-73	289	442
Gay Brewer.....	7	73-68-72-68	281	4,800	Mike Fetchick.....	T43	73-71-71-74	289	442
Hugh Royer.....	T8	73-72-69-68	282	4,237	Bob McCallister.....	T43	71-73-72-73	289	442
Tony Jacklin.....	T8	70-68-72-72	282	4,237	Bob Rosburg.....	T43	72-73-73-71	289	442
Richard Crawford.....	T10	72-70-73-68	283	3,450	Bob E. Smith.....	T43	73-71-72-73	289	442
Bobby Nichols.....	T10	77-67-72-67	283	3,450	Bill Collins.....	49	69-67-80-74	290	330
Arnold Palmer.....	T10	68-69-73-73	283	3,450	Hale Irwin.....	T50	71-72-74-74	291	244
Miller Barber.....	T13	75-70-71-68	284	2,625	Don Massengale.....	T50	72-73-74-72	291	244
Pete Brown.....	T13	72-69-73-70	284	2,625	Chi Chi Rodriguez.....	T50	75-69-75-72	291	244
Dale Douglass.....	T13	69-71-73-71	284	2,625	Bert Yancey.....	T50	70-76-72-73	291	244
Wayne Vollmer.....	T13	70-73-72-69	284	2,625	Dick Rhyan.....	T50	70-69-77-75	291	244
George Archer.....	T17	71-72-69-73	285	2,175	Bob Goalby.....	T55	73-70-75-74	292	230
Dave Hill.....	T17	72-72-71-70	285	2,175	Dudley Wysong.....	T55	74-72-74-72	292	230
Al Besselink.....	T19	74-71-72-69	286	1,368	Richard Bassett.....	T55	70-72-75-75	292	230
Bob Brue.....	T19	74-71-73-68	286	1,368	Charles Coody.....	T58	71-74-75-73	293	230
Bobby Cole.....	T19	68-78-67-73	286	1,368	Steve Spray.....	T58	71-71-73-78	293	230
Bob Dickson.....	T19	72-71-74-69	286	1,368	Jack Ewing.....	T58	72-73-76-72	293	230
Paul Harney.....	T19	71-72-72-71	286	1,368	Johnny Stevens.....	T58	70-74-73-76	293	230
Jerry Heard.....	T19	74-68-72-72	286	1,368	Roy Pace.....	T62	71-71-75-77	294	230
Harold Henning.....	T19	67-71-74-74	286	1,368	Monty Kaser.....	T62	75-71-71-77	294	230
Fred Marti.....	T19	70-72-71-73	286	1,368	J.C. Goosie.....	T64	75-71-79-70	295	230
Tom Weiskopf.....	T19	71-69-73-73	286	1,368	Bunky Henry.....	T64	76-69-75-75	295	230
John Jacobs.....	T19	69-73-77-67	286	1,368	Howie Johnson.....	T64	71-74-72-78	295	230
Jerry Abbott.....	T19	71-74-65-76	286	1,368	Larry Ziegler.....	T64	75-71-73-76	295	230
Jack McGowan.....	T19	74-72-70-70	286	1,368	Claude Harmon, Jr.....	T64	74-72-76-73	295	230
Julius Boros.....	T31	74-72-72-69	287	872	Mac McLendon.....	T69	76-70-76-74	296	230
Bruce Devlin.....	T31	66-75-77-69	287	872	Cliff Brown.....	T69	72-72-75-77	296	230
Gardner Dickinson.....	T31	70-71-72-74	287	872	Bob Shaw.....	71	70-75-75-77	297	230
Larry Hinson.....	T31	73-72-72-70	287	872	Dennis Rouse.....	72	72-69-75-82	298	230
Orville Moody.....	T31	69-72-75-71	287	872	Dick Lotz.....	T73	72-74-77-76	299	230
Sam Snead.....	T31	72-72-72-71	287	872	Bert Greene.....	T73	73-71-79-76	299	230
Alvie Thompson.....	T31	73-70-74-70	287	872	Mike Krak.....	75	74-72-77-78	301	230
Billy Maxwell.....	T38	74-69-76-69	288	672	Lou Graham.....	76	73-73-79-77	302	230
Steve Reid.....	T38	69-74-73-72	288	672					

1970 Doral-Eastern Open Invitational

Doral Country Club (Blue), Miami, FL
Par: 36-36-72 Yards: 7,065

Purse: \$150,000
February 26-March 1, 1970

LEADERS: First Round—Dave Marr and Jack McGowan, with 5-under 67s, took a two-stroke over Brian Barnes, Jim Colbert, Charles Coody, Larry Hinson, Dan Sikes and Dave Stockton. **Second Round**—Gibby Gilbert was at 6-under 138 at the halfway point, one stroke ahead of Colbert and Mike Hill. Hinson was two behind. **Third Round**—Hill, at 8-under 208, took a three-shot lead over Colbert and McGowan. Hinson was four back.



CUT: 74 professionals at 4-over 148.

Winner: Mike Hill 70-69-69-71 279 (9-under) \$30,000.00

Jim Colbert..... 2	69-70-72-72	283	\$17,100	Steve Spray..... T37	73-75-75-71	294	\$668
Bruce Devlin..... T3	75-70-69-72	286	7,950	Jim Wiechers..... T37	74-72-72-76	294	668
Larry Hinson..... T3	69-71-72-74	286	7,950	Dan Sikes..... T37	69-73-75-77	294	668
Brian Barnes..... T3	69-74-74-69	286	7,950	Bert Greene..... T37	72-73-77-72	294	668
Jack McGowan..... 6	67-75-69-76	287	5,400	Chris Blocker..... T37	70-77-73-74	294	668
Gibby Gilbert..... 7	70-68-76-74	288	4,800	Mac McLendon..... T44	73-74-74-74	295	472
Deane Beman..... T8	74-69-75-71	289	3,612	Sam Snead..... T44	73-72-74-76	295	472
Don Bies..... T8	76-71-70-72	289	3,612	Rafe Botts..... T46	73-73-74-76	296	341
George Knudson..... T8	73-74-72-70	289	3,612	Bob Goalby..... T46	71-76-77-72	296	341
Larry Ziegler..... T8	72-71-73-73	289	3,612	Cesar Sanudo..... T46	71-76-71-78	296	341
Tony Jacklin..... T8	70-72-73-74	289	3,612	Dave Stockton..... T46	69-76-75-76	296	341
Bob Stanton..... T8	74-71-74-70	289	3,612	Dudley Wysong..... T46	73-74-75-74	296	341
Tommy Aaron..... T14	74-71-76-69	290	2,475	Bill Kennedy..... T46	76-71-75-74	296	341
Homero Blancas..... T14	75-71-69-75	290	2,475	Bobby Cole..... T52	73-75-73-76	297	250
Dow Finsterwald..... T14	72-74-72-72	290	2,475	Grier Jones..... T52	78-68-74-77	297	250
Bobby Nichols..... T14	75-71-71-73	290	2,475	Al Kelley..... T52	73-75-75-74	297	250
Howie Johnson..... T18	73-70-76-72	291	1,800	Bob Rosburg..... T52	72-74-76-75	297	250
Dave Marr..... T18	67-75-72-77	291	1,800	John Schroeder..... T52	75-73-77-72	297	250
John Schlee..... T18	74-71-74-72	291	1,800	Jack Ewing..... T52	72-73-76-76	297	250
Bob Shaw..... T18	71-72-75-73	291	1,800	Jacky Cupit..... T58	73-74-77-74	298	250
Ted Hayes..... T18	72-74-69-76	291	1,800	Chi Chi Rodriguez..... T58	71-74-79-74	298	250
George Archer..... T23	74-73-71-74	292	1,266	Larry Wood..... T58	71-72-82-73	298	250
Miller Barber..... T23	74-73-72-73	292	1,266	Pete Brown..... T61	75-73-76-75	299	250
Charles Coody..... T23	69-78-73-72	292	1,266	Mason Rudolph..... T61	76-72-76-75	299	250
Arnold Palmer..... T23	71-73-73-75	292	1,266	Fred Marti..... T63	75-70-80-75	300	250
John Jacobs..... T23	72-73-73-74	292	1,266	Phil Rodgers..... T63	76-72-73-79	300	250
Charles Courtney..... T28	70-73-74-76	293	946	George Hixon..... T63	72-76-79-73	300	250
Richard Crawford..... T28	72-76-74-71	293	946	Gay Brewer..... T66	76-71-80-74	301	250
Marty Fleckman..... T28	75-73-71-74	293	946	Gene Ferrell..... T67	74-72-74-82	302	250
Lionel Hebert..... T28	73-70-74-76	293	946	Labron Harris..... T67	72-76-72-82	302	250
Dave Hill..... T28	75-70-71-77	293	946	Bobby Mitchell..... T67	72-74-86-70	302	250
Orville Moody..... T28	73-74-70-76	293	946	Bob Dickson..... T70	70-73-80-80	303	250
Bob Stone..... T28	71-75-76-71	293	946	Earl Stewart..... T70	75-72-81-75	303	250
Ross Randall..... T28	75-71-72-75	293	946	Steve Oppermann..... T70	72-75-79-77	303	250
Joe Porter..... T28	73-73-74-73	293	946	Wayne Vollmer..... T70	75-70-82-76	303	250
Jerry Heard..... T37	75-72-73-74	294	668	Paul Moran..... 74	72-75-79-79	305	250
Bob Menne..... T37	76-72-72-74	294	668				

1971 Doral-Eastern Open Invitational

Doral Country Club (Blue), Miami, FL
Par: 36-36-72 Yards: 7,065

Purse: \$150,000
March 4-7, 1971

LEADERS: First Round—Gardner Dickinson fired a 4-under 68 to take a one-stroke lead over Homero Blancas, Gibby Gilbert, Ted Hayes, George Knudson and Bobby Nichols. Bud Allin and J.C. Snead were two back. **Second Round**—Dickinson stayed in front with a 6-under 138, good for a one-shot lead over Bruce Fleisher, Gilbert and Hayes. Three players were two behind. **Third Round**—Snead moved into the lead at 10-under 206, a stroke better than Dickinson and two ahead of Gilbert.



CUT: 77 professionals and 1 amateur at 3-over 147.

Winner: J.C. Snead 70-70-66-69 275 (13-under) \$30,000.00

Gardner Dickinson	2	68-70-69-69	276	\$17,100	Dean Refram	T39	73-74-71-71	289	\$545
Miller Barber	3	76-65-69-68	278	10,650	Mason Rudolph	T39	73-73-70-73	289	545
Gibby Gilbert	4	69-70-69-71	279	7,050	Bert Yancey	T39	73-70-73-73	289	545
Bruce Devlin	T5	72-69-70-69	280	5,450	Larry Ziegler	T39	71-71-75-72	289	545
Terry Dill	T5	72-71-66-71	280	5,450	Bob Barbarossa	T39	72-72-71-74	289	545
Bruce Fleisher	T5	72-67-72-69	280	5,450	Steve Eichstaedt	T39	73-69-75-72	289	545
Mike Hill	8	74-70-69-68	281	4,425	Bob Stanton	T39	73-72-72-72	289	545
Homero Blancas	T9	69-73-70-70	282	3,900	George Knudson	T48	69-73-73-75	290	330
Jack Nicklaus	T9	74-68-67-73	282	3,900	Ken Still	T48	75-72-70-73	290	330
Dave Hill	T11	71-71-71-70	283	3,300	Jim Wiechers	T48	75-72-73-70	290	330
Dave Stockton	T11	71-69-73-70	283	3,300	Pete Brown	T51	74-70-74-73	291	214
Dave Eichelberger	T13	74-72-65-73	284	2,625	Rod Curl	T51	73-74-73-71	291	214
Hubert Green	T13	73-70-72-69	284	2,625	Sam Snead	T51	73-73-72-73	291	214
Bobby Mitchell	T13	72-74-69-69	284	2,625	Ken Fulton	T51	74-71-69-77	291	214
Tony Jacklin	T13	77-68-68-71	284	2,625	Bob Bourne	T51	72-71-73-75	291	214
Bud Allin	T17	70-71-71-73	285	2,025	Jim Colbert	T56	73-69-74-76	292	214
Bob Lunn	T17	73-72-67-73	285	2,025	Jacky Cupit	T56	74-73-74-71	292	214
Phil Rodgers	T17	71-72-71-71	285	2,025	Larry Hinson	T56	71-73-73-75	292	214
DeWitt Weaver	T17	76-65-71-73	285	2,025	Jerry McGee	T56	75-72-72-73	292	214
Frank Beard	T21	74-70-69-73	286	1,354	Earl Fennell	T56	77-70-72-73	292	214
Gene Littler	T21	73-72-69-72	286	1,354	Bobby Greenwood	T56	74-68-75-75	292	214
Doug Sanders	T21	71-69-72-74	286	1,354	Bob Stone	T56	73-73-69-77	292	214
Tom Shaw	T21	74-71-69-72	286	1,354	Bill Kennedy	T63	77-69-75-72	293	214
Kermit Zarley	T21	72-73-65-76	286	1,354	Harry Toscano	T63	75-71-72-75	293	214
Dan Sikes	T21	74-69-68-75	286	1,354	Deane Beman	T65	72-72-74-76	294	214
Ted Hayes	T21	69-70-71-76	286	1,354	Hale Irwin	T65	73-73-69-79	294	214
Gay Brewer	T28	73-72-72-70	287	1,000	Dick Siderowf	T65	72-70-72-80	294	Amateur
Jim Jamieson	T28	73-71-71-72	287	1,000	Roy Pace	T65	75-71-75-73	294	214
Johnny Miller	T28	79-67-70-71	287	1,000	David Bollman	T65	75-72-72-75	294	214
Orville Moody	T28	73-69-71-74	287	1,000	Al Kelley	T70	73-73-74-75	295	214
Bobby Nichols	T28	69-72-75-71	287	1,000	Art Wall	T70	73-73-73-76	295	214
Arnold Palmer	T28	75-72-70-70	287	1,000	Rod Funseth	T70	74-72-74-75	295	214
John Lister	T34	71-73-74-70	288	810	Dennis Rouse	T70	76-70-77-72	295	214
Gary Player	T34	72-73-73-70	288	810	Dave Gumlia	T74	75-72-72-77	296	214
Dick Rhyan	T34	75-72-70-71	288	810	John Lotz	T74	74-73-76-73	296	214
Herb Hooper	T34	75-72-72-69	288	810	George Archer	T76	72-75-73-77	297	214
Ralph Johnston	T34	73-74-70-71	288	810	Lionel Hebert	T76	74-72-77-74	297	214
Harold Henning	T39	72-74-72-71	289	545	Bob Rosburg	T76	74-73-72-78	297	214
Howie Johnson	T39	72-72-72-73	289	545	John Schroeder	T79	71-72-76-80	299	214

1972 Doral-Eastern Open Invitational

Doral Country Club (Blue), Miami, FL
Par: 36-36-72 Yards: 7,065

Purse: \$150,000
March 2-5, 1972

LEADERS: First Round—Gibby Gilbert fired a 4-under 68 to take a one-stroke lead over Butch Baird, Jim Colbert, Dick Lotz, Bob Rosburg and Lee Trevino. **Second Round**—Trevino, at 6-under 138, led Paul Harney and Sam Snead by one stroke. A trio of players were two behind. **Third Round**—Jack Nicklaus, with an 8-under 64, tied Trevino for the lead, a stroke ahead of Harney and Snead. Johnny Miller was two back.



CUT: 82 professionals at 4-over 148. Because Saturday's play was washed out by rain, a 36-hole final was played Sunday, with all players at 3-over 145 and 4-over 146 eliminated. They received \$187 each.

Winner: Jack Nicklaus 71-71-64-70 276 (12-under) \$30,000.00

Bob Rosburg..... T2	69-71-70-68	278	\$13,875	John Mahaffey..... T41	73-71-72-75	291	\$585
Lee Trevino..... T2	69-69-68-72	278	13,875	Sam Adams..... T44	70-74-71-77	292	438
Sam Snead..... 4	71-68-68-72	279	7,050	Dean Refram..... T44	73-71-72-76	292	438
Julius Boros..... T5	71-70-70-69	280	5,450	Phil Rodgers..... T44	71-75-73-73	292	438
Bruce Crampton..... T5	72-70-69-69	280	5,450	Rod Funseth..... T44	72-74-77-69	292	438
George Shortridge..... T5	71-71-70-68	280	5,450	Dick Lotz..... T48	69-74-74-76	293	345
Paul Harney..... T8	70-69-68-74	281	4,075	Dennis Rouse..... T48	74-70-74-75	293	345
Johnny Miller..... T8	73-70-65-73	281	4,075	James Ferriell..... T50	73-71-73-77	294	243
Bert Yancey..... T8	71-74-70-66	281	4,075	Billy Ziobro..... T50	72-74-75-73	294	243
Bobby Mitchell..... T11	70-71-71-70	282	3,300	Orville Moody..... 52	73-73-76-73	295	187
Art Wall..... T11	71-71-69-71	282	3,300	George Archer..... T53	71-76	147	187
Howie Johnson..... T13	73-69-70-71	283	2,700	Frank Beard..... T53	79-68	147	187
Gary Player..... T13	72-71-70-70	283	2,700	Deane Beman..... T53	75-72	147	187
Ken Still..... T13	71-69-70-73	283	2,700	Bob Eastwood..... T53	74-73	147	187
Bob E. Smith..... T16	73-69-70-72	284	2,325	Marty Fleckman..... T53	75-72	147	187
Lanny Wadkins..... T16	72-72-70-70	284	2,325	Bruce Fleisher..... T53	72-75	147	187
Dave Eichelberger..... 18	75-71-69-70	285	2,100	Gibby Gilbert..... T53	68-79	147	187
Butch Baird..... T19	69-72-73-72	286	1,662	Don Iverson..... T53	73-74	147	187
Chi Chi Rodriguez..... T19	72-72-69-73	286	1,662	Bob Murphy..... T53	76-71	147	187
John Schroeder..... T19	77-69-68-72	286	1,662	Bobby Nichols..... T53	75-72	147	187
J.C. Snead..... T19	76-70-67-73	286	1,662	Mason Rudolph..... T53	76-71	147	187
Chuck Thorpe..... T19	72-71-72-71	286	1,662	Bob Toski..... T53	71-76	147	187
Charles Coody..... T24	70-74-71-72	287	1,159	Jim Wiechers..... T53	72-75	147	187
Jerry McGee..... T24	72-68-74-73	287	1,159	John Jacobs..... T53	71-76	147	187
Allen Miller..... T24	74-69-73-71	287	1,159	David Glenz..... T53	75-72	147	187
Charles Sifford..... T24	73-73-70-71	287	1,159	Denny Lyons..... T53	73-74	147	187
DeWitt Weaver..... T24	71-72-72-72	287	1,159	Tommy Aaron..... T69	79-69	148	187
Adolph Popp..... T24	71-73-71-72	287	1,159	Miller Barber..... T69	76-72	148	187
Peter Townsend..... T24	70-73-74-70	287	1,159	Charles Courtney..... T69	74-74	148	187
Jim Jamieson..... T31	71-73-74-70	288	935	Rod Curl..... T69	76-72	148	187
Gene Littler..... T31	71-73-71-73	288	935	Bruce Devlin..... T69	74-74	148	187
John Schlee..... T31	70-76-71-71	288	935	Mike Hill..... T69	77-71	148	187
Jim Colbert..... T34	69-74-73-73	289	840	Bill Robinson..... T69	74-74	148	187
Hubert Green..... T34	75-67-77-70	289	840	Tom Weiskopf..... T69	74-74	148	187
Bob Lunn..... T34	75-71-69-74	289	840	Paul Moran..... T69	72-76	148	187
Jerry Heard..... T37	73-72-72-73	290	731	Tony Jacklin..... T69	74-74	148	187
Babe Hiskey..... T37	73-71-71-75	290	731	Bill Kennedy..... T69	76-72	148	187
Ben Kern..... T37	70-76-71-73	290	731	Harry Toscano..... T69	77-71	148	187
Jerry Abbott..... T37	74-71-72-73	290	731	Jim Barker..... T69	74-74	148	187
Lee Elder..... T41	73-72-71-75	291	585	Wilf Homenuik..... T69	71-77	148	187
Larry Hinson..... T41	72-74-76-69	291	585				

1973 Doral-Eastern Open Invitational

Doral Country Club (Blue), Miami, FL
Par: 36-36-72 Yards: 7,065

Purse: \$150,000
March 8-11, 1973

LEADERS: First Round—Lee Trevino, with an 8-under 64, led Bob Barbarossa and Jerry McGee by one stroke. Mike Hill, Tom Kite, Dwight Nevil, Jack Nicklaus and Rick Rhoads were two back. **Second Round**—At 10-under 134, Lee Trevino took a four-stroke lead over Rod Curl. Dave Hill and Bobby Mitchell trailed by five strokes. **Third Round**—Trevino, at 11-under 205, maintained a four-stroke lead over Dave Hill and led Bud Allin, Curl, Mitchell and Tom Weiskopf by five.



CUT: 70 professionals at 2-over 146.

Winner: Lee Trevino 64-70-71-71 276 (12-under) \$30,000.00

Bruce Crampton..... T2	73-70-69-65	277	\$13,875	Ken Still..... T31	77-69-71-71	288	\$832
Tom Weiskopf..... T2	72-68-70-67	277	13,875	John Jacobs..... T31	73-73-69-73	288	832
Rod Curl..... T4	70-68-72-70	280	6,600	Bob Payne..... T39	72-72-70-75	289	630
Ralph Johnston..... T4	71-72-69-68	280	6,600	Sam Snead..... T39	70-76-71-72	289	630
Jerry Heard..... T6	72-70-69-70	281	5,100	Kermit Zarley..... T39	73-73-73-70	289	630
Dave Hill..... T6	70-69-70-72	281	5,100	Chris Blocker..... T39	70-72-71-76	289	630
Bud Allin..... T8	70-70-70-72	282	4,075	Bob Charles..... T43	74-71-73-72	290	480
Homero Blancas..... T8	74-66-71-71	282	4,075	Tom Jenkins..... T43	76-69-72-73	290	480
John Mahaffey..... T8	72-72-71-67	282	4,075	Tom Kite..... T43	69-75-72-74	290	480
Frank Beard..... T11	70-71-73-69	283	3,300	John Schroeder..... T43	72-74-71-73	290	480
Jim Dent..... T11	72-71-73-67	283	3,300	Dave Stockton..... T43	72-74-75-69	290	480
Bobby Mitchell..... T13	71-68-71-74	284	2,700	Bert Yancey..... T43	72-69-76-73	290	480
Bobby Nichols..... T13	70-72-70-72	284	2,700	George Archer..... T49	74-72-69-76	291	338
Dan Sikes..... T13	72-72-71-69	284	2,700	Butch Baird..... T49	71-75-74-71	291	338
Charles Courtney..... T16	75-69-72-69	285	2,175	Deane Beman..... T49	72-70-72-77	291	338
Johnny Miller..... T16	72-73-70-70	285	2,175	James Ferriell..... T49	73-71-71-76	291	338
Jack Nicklaus..... T16	69-74-73-69	285	2,175	Forrest Fezler..... T49	72-71-74-74	291	338
Bob Zender..... T16	71-71-72-71	285	2,175	David Graham..... T49	71-71-74-75	291	338
Julius Boros..... T20	71-75-67-73	286	1,410	Labron Harris..... T49	74-69-73-75	291	338
Ron Cerrudo..... T20	70-73-69-74	286	1,410	Dick Lotz..... T49	71-74-72-74	291	338
Charles Coody..... T20	72-71-70-73	286	1,410	Rik Massengale..... T49	74-72-71-74	291	338
Richard Crawford..... T20	73-70-74-69	286	1,410	Allen Miller..... T49	72-71-75-73	291	338
John Lister..... T20	70-72-71-73	286	1,410	Cesar Sanudo..... T49	71-72-75-73	291	338
Bob Murphy..... T20	72-74-70-70	286	1,410	Roy Pace..... T49	72-74-69-76	291	338
John Schlee..... T20	73-71-73-69	286	1,410	Jerry Barrier..... T49	76-70-72-73	291	338
J.C. Snead..... T20	72-69-73-72	286	1,410	Bobby Cole..... T62	72-73-72-75	292	266
Jerry McGee..... T28	68-72-71-76	287	1,065	Dwight Nevil..... T62	69-73-78-72	292	266
Mike Morley..... T28	73-73-71-70	287	1,065	Peter Oosterhuis..... T62	73-71-74-74	292	266
Bob Barbarossa..... T28	68-72-74-73	287	1,065	Rick Rhoads..... T62	69-74-75-74	292	266
Al Geiberger..... T31	74-69-73-72	288	832	Ed Sneed..... T62	76-70-72-74	292	266
Gibby Gilbert..... T31	76-68-73-71	288	832	Art Wall..... T62	75-70-74-73	292	266
Mike Hill..... T31	69-74-73-72	288	832	Lee Elder..... T68	77-69-73-74	293	232
Babe Hiskey..... T31	70-71-75-72	288	832	Tom Shaw..... T68	75-70-72-76	293	232
Bob Lunn..... T31	70-73-70-75	288	832	Gil Gonsalves..... T68	71-74-72-76	293	232
Andy North..... T31	70-72-73-73	288	832				

1974 Doral-Eastern Open

Doral Country Club (Blue), Miami, FL
Par: 36-36-72 **Yards: 7,065**

Purse: \$150,000
March 7-10, 1974

LEADERS: First Round—Tommy Aaron and Jerry Heard opened with 7-under 65s to take a one-stroke lead over Bud Allin. Bruce Crampton, Bruce Devlin, Bunky Henry, Orville Moody and Lee Trevino were two strokes back. **Second Round**—Heard fired a 4-under 68 for an 11-under 133 and a one-stroke lead over Tom Weiskopf. Devlin and Trevino were three behind. **Third Round**—Devlin and Weiskopf sat atop the leaderboard with 13-under 203s, two strokes in front of Allin and Heard.



CUT: 71 professionals at even-par 144.

Winner: Bud Allin 66-71-68-67 272 (16-under) \$30,000.00

Jerry Heard..... 2	65-68-72-68	273	\$17,100	Chi Chi Rodriguez..... T31	72-70-66-75	283	\$798
Bruce Crampton..... T3	67-72-67-68	274	8,850	Jack Ewing..... T31	73-71-69-70	283	798
Bruce Devlin..... T3	67-69-67-71	274	8,850	Bob Stanton..... T31	71-71-69-72	283	798
Tom Weiskopf..... T5	69-65-69-72	275	5,775	Bob Unger..... T31	72-70-74-67	283	798
Bert Yancey..... T5	69-69-72-65	275	5,775	Rod Curl..... T41	72-72-68-72	284	540
Tom Kite..... T7	70-73-68-65	276	4,612	Raymond Floyd..... T41	71-71-70-72	284	540
Bobby Nichols..... T7	68-69-69-70	276	4,612	Rik Massengale..... T41	72-72-72-68	284	540
Gibby Gilbert..... T9	68-69-72-68	277	3,750	Andy North..... T41	71-68-73-72	284	540
Lee Trevino..... T9	67-69-72-69	277	3,750	Doug Sanders..... T41	71-73-71-69	284	540
Tom Watson..... T9	72-68-68-69	277	3,750	J.C. Snead..... T41	70-70-73-71	284	540
Jim Colbert..... T12	69-71-70-68	278	3,000	Gil Morgan..... T47	69-73-70-73	285	420
Leonard Thompson..... T12	72-69-70-67	278	3,000	Art Wall..... T47	71-67-77-70	285	420
Tommy Aaron..... T14	65-72-70-72	279	2,100	Gay Brewer..... T49	70-74-69-73	286	369
Homero Blancas..... T14	71-69-69-70	279	2,100	Ron Cerrudo..... T49	72-72-72-71	287	337
Bobby Cole..... T14	69-69-70-71	279	2,100	Bill Collins..... T49	72-69-72-74	287	337
Bruce Fleisher..... T14	70-68-73-68	279	2,100	Gary Groh..... T49	70-74-70-72	286	369
Bob Goalby..... T14	68-73-69-69	279	2,100	Jerry McGee..... T49	69-71-74-73	287	337
Lionel Hebert..... T14	71-69-71-68	279	2,100	Bobby Mitchell..... T49	75-68-72-71	286	369
Dave Hill..... T14	72-72-66-69	279	2,100	Dwight Nevil..... T49	70-70-74-72	286	369
Jack Nicklaus..... T14	71-72-66-70	279	2,100	Sam Snead..... T49	69-73-71-73	286	369
John Schlee..... T14	70-70-70-69	279	2,100	Marty Bohlen..... T57	74-70-71-73	288	315
Forrest Fezler..... T23	71-71-67-71	280	1,365	Don Iverson..... T57	71-73-75-69	288	315
Chuck Thorpe..... T23	69-74-69-68	280	1,365	Mac McLendon..... T57	74-70-74-70	288	315
Bob Dickson..... T25	73-71-69-68	281	1,222	Miller Barber..... T60	73-70-71-75	289	285
Tom Jenkins..... T25	69-69-73-70	281	1,222	Labron Harris..... T60	72-69-76-72	289	285
Larry Hinson..... T27	73-67-72-70	282	1,087	Bunky Henry..... T60	67-72-78-72	289	285
Ed Sneed..... T27	71-69-72-70	282	1,087	Kermit Zarley..... T60	72-72-70-75	289	285
Larry Ziegler..... T27	71-73-69-69	282	1,087	Billy Ziobro..... T60	68-72-74-75	289	285
Roy Pace..... T27	72-71-68-71	282	1,087	Lee Elder..... T65	72-72-73-73	290	259
George Archer..... T31	72-71-71-69	283	798	Joe Porter..... T65	70-72-74-74	290	259
Charles Coody..... T31	69-70-73-71	283	798	Terry Small..... 67	71-72-77-71	291	247
Dale Douglass..... T31	72-71-70-70	283	798	Ben Kern..... 68	69-74-75-74	292	240
Joe Inman..... T31	72-71-70-70	283	798	Bobby Walzel..... 69	70-74-72-77	293	233
Orville Moody..... T31	67-75-68-73	283	798	Bob Murphy..... T70	71-72-77-76	296	112
Phil Rodgers..... T31	69-74-72-68	283	798	Tom Shaw..... T70	70-73-78-75	296	112

1975 Doral-Eastern Open

Doral Country Club (Blue), Miami, FL
Par: 36-36-72 Yards: 7,065

Purse: \$150,000
March 13-16, 1975

LEADERS: First Round—Gary McCord and Wally Armstrong posted 4-under-par 68s to lead five others—including Jack Nicklaus—by one. **Second Round**—McCord and Armstrong each had 2-under-par 70s to maintain their lead with 6-under-par 138s. They led Nicklaus by one and Mike Hill by two. **Third Round**—Forrest Fezler birdied two of the last three holes to tie Nicklaus for the lead at 8-under 208. They led Bruce Crampton by one.



CUT: 72 professionals at 2-over par 146.

Winner: Jack Nicklaus 69-70-69-68 276 (12-under) \$30,000.00

Forrest Fezler.....	T2	71-70-67-71	279	\$13,875	J.C. Snead.....	T29	72-71-70-74	287	\$821
Bert Yancey.....	T2	71-72-69-67	279	13,875	Ed Sneed.....	T29	73-71-71-72	287	821
Johnny Miller.....	4	72-69-72-67	280	7,050	Barney Thompson.....	T29	74-69-73-71	287	821
Bud Allin.....	T5	70-72-70-69	281	5,775	Larry Ziegler.....	T29	73-72-68-74	287	821
Bruce Crampton.....	T5	73-69-68-71	281	5,775	Jim Barber.....	T42	74-71-71-72	288	481
Mike Hill.....	T7	69-71-72-70	282	4,612	Pete Brown.....	T42	74-71-71-72	288	481
Steve Melnyk.....	T7	72-71-70-69	282	4,612	Bobby Cole.....	T42	70-76-71-71	288	481
Wally Armstrong.....	T9	68-70-77-68	283	3,325	Gary Groh.....	T42	75-70-70-73	288	481
Rod Curl.....	T9	70-72-70-71	283	3,325	Dave Hill.....	T42	73-72-71-72	288	481
Tom Jenkins.....	T9	73-69-70-71	283	3,325	Harry Toscano.....	T42	73-73-70-72	288	481
John Lister.....	T9	72-71-69-71	283	3,325	Florentino Molina.....	T42	71-75-68-74	288	481
Lee Trevino.....	T9	70-71-71-71	283	3,325	Gary Sanders.....	T42	72-73-73-70	288	481
Joe Porter.....	T9	72-70-69-72	283	3,325	Raymond Floyd.....	T50	72-72-76-69	289	352
Ben Crenshaw.....	T15	72-73-69-70	284	2,400	Gibby Gilbert.....	T50	74-70-72-73	289	352
Jim Dent.....	T15	69-72-72-71	284	2,400	Jerry Heard.....	T50	72-72-74-71	289	352
Fred Marti.....	T15	73-72-69-70	284	2,400	Doug Sanders.....	T50	72-73-74-70	289	352
Bob Dickson.....	T18	74-72-71-68	285	1,875	Ken Still.....	T50	72-71-73-73	289	352
Al Geiberger.....	T18	73-70-71-71	285	1,875	Kermit Zarley.....	T50	75-69-70-75	289	352
Gary McCord.....	T18	68-70-75-72	285	1,875	Dick Rhyan.....	T50	74-71-73-71	289	352
Larry Nelson.....	T18	69-74-72-70	285	1,875	Ralph Johnston.....	T57	72-72-73-73	290	319
Jim Colbert.....	T22	73-72-73-68	286	1,277	John Toepel.....	T57	70-74-74-72	290	319
Randy Erskine.....	T22	74-70-72-70	286	1,277	David Graham.....	T59	72-74-71-74	291	303
Babe Hiskey.....	T22	74-69-76-67	286	1,277	Bobby Wadkins.....	T59	70-75-71-75	291	303
Don Iverson.....	T22	74-69-70-73	286	1,277	Gardner Dickinson.....	T61	75-71-71-75	292	289
Gil Morgan.....	T22	74-70-71-71	286	1,277	Dave Stockton.....	T61	70-74-76-72	292	289
Bobby Walzel.....	T22	72-71-72-71	286	1,277	Lyn Lott.....	T63	72-73-72-76	293	255
Larry Mancour.....	T22	74-70-74-68	286	1,277	Curtis Sifford.....	T63	72-72-75-74	293	255
Butch Baird.....	T29	70-71-74-72	287	821	Rocky Thompson.....	T63	73-72-74-74	293	255
Julius Boros.....	T29	72-74-72-69	287	821	Tom Weiskopf.....	T63	71-73-69-80	293	255
Charles Coody.....	T29	74-67-72-74	287	821	Bryan Abbott.....	T63	73-72-73-75	293	255
Bob Eastwood.....	T29	76-69-72-70	287	821	Ben Kern.....	T63	74-71-75-73	293	255
Roger Maltbie.....	T29	72-73-69-73	287	821	Tom Evans.....	T63	73-73-73-74	293	255
Bobby Mitchell.....	T29	69-73-71-74	287	821	Ron Smith.....	70	75-71-78-71	295	225
Mike Morley.....	T29	71-72-72-72	287	821	Mike McCullough.....	T71	72-73-72-79	296	
Chi Chi Rodriguez.....	T29	71-73-74-69	287	821	Andy North.....	T71	73-72-75-76	296	
Bill Rogers.....	T29	74-71-69-73	287	821					

1976 Doral-Eastern Open

Doral Country Club (Blue), Miami, FL
Par: 36-36-72 **Yards: 7,065**

Purse: \$200,000
March 11-14, 1976

LEADERS: First Round—Ben Crenshaw and Hubert Green had 6-under-par 66s, to lead Bud Allin and Mark Hayes by one. **Second Round**—Hayes, with a 68, went to 9-under-par 135, while Green, with a 70, was at 136 with Crenshaw and Bobby Mitchell at 137. **Third Round**—Green's 7-under-par 65 gave him a 15-under-par 201 to lead by four over Hayes and Mitchell. David Graham tied the course record with an 8-under 64 (33-31) and was at 206 with Crenshaw.



CUT: 72 professionals at 2-over 146.

Winner: Hubert Green 66-70-65-69 270 (18-under) \$40,000.00

Mark Hayes..... T2	67-68-70-71	276	\$18,500	Miller Barber..... T37	70-73-72-74	289	\$860
Jack Nicklaus..... T2	69-71-68-68	276	18,500	Ed Dougherty..... T37	72-74-69-74	289	860
Ben Crenshaw..... 4	66-71-69-71	277	9,400	Gary Koch..... T37	71-74-67-77	289	860
David Graham..... T5	69-73-64-72	278	7,700	Tom McGinnis..... T37	72-73-73-71	289	860
Bobby Mitchell..... T5	68-69-68-73	278	7,700	Bob Payne..... T37	70-73-75-71	289	860
Rod Curl..... 7	71-69-71-68	279	6,400	Alan Tapie..... T37	70-75-72-72	289	860
Tom Weiskopf..... 8	70-71-69-71	281	5,900	Bobby Cole..... T44	73-72-72-73	290	547
Tom Kite..... T9	70-70-72-70	282	5,000	Charles Coody..... T44	71-73-70-76	290	547
Gene Littler..... T9	70-71-72-69	282	5,000	Richard Crawford..... T44	68-74-78-70	290	547
Gary Player..... T9	69-71-69-73	282	5,000	Bruce Fleisher..... T44	74-72-71-73	290	547
Bob Dickson..... T12	69-69-74-71	283	4,000	Mike McCullough..... T44	71-73-76-70	290	547
John Mahaffey..... T12	72-68-72-71	283	4,000	Jerry McGee..... T44	74-71-71-74	290	547
Marty Fleckman..... T14	69-70-69-76	284	3,200	Artie McNickle..... T44	71-74-74-71	290	547
Andy North..... T14	76-70-69-69	284	3,200	Ed Sabo..... T44	71-73-72-74	290	547
J.C. Snead..... T14	72-73-72-67	284	3,200	Leonard Thompson..... T44	73-73-73-71	290	547
Dale Hayes..... T14	69-73-69-73	284	3,200	Dan Sikes..... T44	69-75-73-73	290	547
Dave Newquist..... T14	76-70-67-71	284	3,200	Dan O'Neill..... T44	71-75-75-69	290	547
Andy Bean..... T19	70-74-71-70	285	2,216	Peter Oosterhuis..... T55	68-73-72-78	291	440
Bruce Crampton..... T19	72-73-72-68	285	2,216	Nate Starks..... T55	73-71-75-72	291	440
Forrest Fezler..... T19	71-70-71-73	285	2,216	Bob Stanton..... T55	73-72-69-77	291	440
Larry Hinson..... T19	68-74-73-70	285	2,216	Gary Groh..... T58	70-72-76-74	292	410
Bob Murphy..... T19	69-75-70-71	285	2,216	Mike Hill..... T58	73-72-73-74	292	410
Dave Hill..... T24	73-73-69-71	286	1,673	Bill Rogers..... T58	72-74-74-72	292	410
Jerry Pate..... T24	73-70-70-73	286	1,673	Jim Albus..... T61	72-71-74-76	293	375
Mason Rudolph..... T24	73-72-69-72	286	1,673	Randy Erskine..... T61	71-74-73-75	293	375
Wally Armstrong..... T27	69-71-75-72	287	1,450	Dave Stockton..... T61	71-72-77-73	293	375
Raymond Floyd..... T27	69-75-71-72	287	1,450	David Shuster..... T61	73-72-75-73	293	375
Grier Jones..... T27	71-68-71-77	287	1,450	Allen Miller..... T65	73-72-71-78	294	340
Howard Twitty..... T27	75-68-68-76	287	1,450	Joe Porter..... T65	71-72-73-78	294	340
Butch Baird..... T31	71-72-71-74	288	1,160	Curtis Madson..... T65	75-71-73-75	294	340
Julius Boros..... T31	72-71-75-70	288	1,160	Ken Still..... T68	74-69-79-73	295	315
Barry Jaeckel..... T31	73-73-70-72	288	1,160	Steve Taylor..... T68	72-73-75-75	295	315
Gil Morgan..... T31	73-71-71-73	288	1,160	Jim Dent..... T70	72-73-80-71	296	150
Victor Regalado..... T31	73-72-70-73	288	1,160	Larry Ziegler..... T70	74-72-75-75	296	150
Gary Wintz..... T31	73-71-73-71	288	1,160	Bob Zender..... T72	73-73-70-82	298	
Bud Allin..... T37	67-74-72-76	289	860				

1977 Doral-Eastern Open

Doral Country Club (Blue), Miami, FL
Par: 36-36-72 Yards: 7,065

Purse: \$200,000
March 10-13, 1977

LEADERS: First Round—Andy Bean's 5-under-par 67 gave him a one-stroke margin over Miller Barber, Leonard Thompson and Bob Erickson. **Second Round**—Bean added another 67 for a 10-under par 134 and a two-stroke lead over Larry Ziegler, with Leonard Thompson and David Graham three back. **Third Round**—Bean had a 71 and increased his lead to three over Thompson and Chi Chi Rodriguez.



CUT: 86 professionals at 2-over 146.

Winner: Andy Bean 67-67-71-72 277 (11-under) \$40,000.00

David Graham..... 2	71-67-71-69	278	\$22,800	Bob Lunn..... T43	73-71-73-73	290	\$680
Tom Weiskopf..... 2	73-69-69-68	279	14,200	Orville Moody..... T43	72-71-72-75	290	680
Mike Sullivan..... T4	70-71-68-72	281	8,800	Charles Sifford..... T43	71-73-72-74	290	680
Lanny Wadkins..... T4	70-73-66-72	281	8,800	Bob Zender..... T43	74-71-75-70	290	680
Miller Barber..... T6	68-71-73-70	282	5,980	Bud Allin..... T47	69-75-74-73	291	493
Billy Kratzert..... T6	74-70-67-71	282	5,980	Wally Armstrong..... T47	73-68-77-73	291	493
Graham Marsh..... T6	72-70-74-66	282	5,980	Homero Blancas..... T47	73-71-74-73	291	493
Chi Chi Rodriguez..... T6	73-69-66-74	282	5,980	Bill Garrett..... T47	69-73-76-73	291	493
Leonard Thompson..... T6	68-70-70-74	282	5,980	Lionel Hebert..... T47	75-71-71-74	291	493
Bruce Lietzke..... T11	73-73-68-69	283	3,920	Johnny Miller..... T47	73-73-74-71	291	493
Jack Nicklaus..... T11	72-70-70-71	283	3,920	Mike Morley..... T47	71-73-77-70	291	493
Victor Regalado..... T11	72-72-71-68	283	3,920	Mike Reid..... T47	71-73-76-71	291	493
Ed Sneed..... T11	71-70-71-71	283	3,920	Bill Rogers..... T47	74-71-69-77	291	493
Dave Stockton..... T11	70-72-70-71	283	3,920	Barney Thompson..... T47	73-71-71-76	291	493
Mark Hayes..... 16	73-69-69-73	284	3,200	Tommy Aaron..... T57	73-71-71-77	292	390
George Burns..... T17	70-70-75-70	285	2,600	Gary Baker..... T57	72-71-75-74	292	390
Lyn Lott..... T17	72-70-70-73	285	2,600	Jim Colbert..... T57	73-73-74-72	292	390
Mac McLendon..... T17	70-74-68-73	285	2,600	John Gentile..... T57	74-69-76-73	292	390
Peter Oosterhuis..... T17	70-69-72-74	285	2,600	Jay Haas..... T57	71-72-76-73	292	390
Larry Ziegler..... T17	69-67-73-76	285	2,600	Laurie Hammer..... T57	75-71-72-74	292	390
Ben Crenshaw..... T22	71-73-69-73	286	1,825	Mike McCullough..... T57	73-69-75-75	292	390
Al Geiberger..... T22	71-73-73-69	286	1,825	Art Wall..... T57	72-72-75-73	292	390
Gibby Gilbert..... T22	71-71-71-73	286	1,825	Mike Slijpko..... T57	73-72-75-72	292	390
Tom Shaw..... T22	71-69-72-74	286	1,825	Raymond Floyd..... T67	74-70-77-72	293	340
Lou Graham..... T26	74-69-69-75	287	1,390	Bob Eastwood..... T67	77-69-74-74	294	315
Hubert Green..... T26	73-70-72-72	287	1,390	Dave Eichelberger..... T67	72-71-70-81	294	315
Phillip Hancock..... T26	70-72-75-70	287	1,390	Mark Lye..... T67	73-72-72-77	294	315
Ed Sabo..... T26	72-74-68-73	287	1,390	Dan Sikes..... T67	72-74-75-73	294	315
J.C. Sneed..... T26	73-73-69-72	287	1,390	Bobby Cole..... T71	72-74-76-73	295	
Mike Wynn..... T26	73-71-70-73	287	1,390	George Johnson..... T71	74-70-75-76	295	
Kermit Zarley..... T26	72-72-71-72	287	1,390	Gary Koch..... T71	73-73-80-69	295	
Brian Barnes..... T26	74-67-73-73	287	1,390	Dave Marr..... T71	74-70-74-77	295	
Charles Coody..... T34	74-70-72-72	288	1,032	Florentino Molina..... T71	73-71-79-72	295	
Babe Hiskey..... T34	75-70-71-72	288	1,032	Tony Jacklin..... T76	73-71-76-76	296	
Gil Morgan..... T34	71-71-72-74	288	1,032	Tom Evans..... T76	72-74-75-75	296	
Tom Joyce..... T34	71-73-72-72	288	1,032	Keith Fergus..... T78	77-68-77-76	298	
Dave Newquist..... T34	74-72-72-70	288	1,032	Pat Fitzsimons..... T78	75-71-75-77	298	
Jim Dent..... T39	73-69-72-75	289	840	Bobby Mitchell..... T78	73-71-75-79	298	
Peter Jacobsen..... T39	74-72-73-70	289	840	Bob Erickson..... T78	68-74-76-80	298	
Curtis Strange..... T39	73-73-73-70	289	840	Bob Goalby..... 82	75-70-72-82	299	
Vicente Fernandez..... T39	75-71-69-74	289	840				

1978 Doral-Eastern Open

Doral Country Club (Blue), Miami, FL
Par: 36-36-72 **Yards: 7,065**

Purse: \$200,000
March 9-12, 1978

LEADERS: First Round—Ed Fiori had a 7-under 65 to lead by two over Lee Mikles, Gibby Gilbert, Tom Weiskopf, John Mahaffey and Bill Kratzert. **Second Round**—Jack Nicklaus, with a 67, and Mahaffey were tied at 8-under 136, with Fiori, Gilbert and Weiskopf at 137. **Third Round**—Weiskopf posted a 67 for a 12-under 204 total and a two-stroke margin over Bob Gilder, Gilbert and Mahaffey.



CUT: 84 professionals at 2-over 146. Because Saturday's play was washed out by rain, a 36-hole final was played Sunday, with all the players at 2-over 146 eliminated. They each received \$20.

Winner: Tom Weiskopf 67-70-67-68 272 (16-under) \$40,000.00

Jack Nicklaus.....	2	67-69-72-65	273	\$22,800	Larry Ziegler.....	T36	69-73-72-73	287	\$861
John Mahaffey.....	3	67-69-70-72	278	14,200	Gary Koch.....	T45	71-70-72-75	288	600
Ed Fiori.....	T4	65-72-72-70	279	8,266	Jerry Pate.....	T45	72-72-72-72	288	600
Bob Gilder.....	T4	72-69-65-73	279	8,266	Victor Regalado.....	T45	71-74-72-71	288	600
Eddie Pearce.....	T4	70-69-70-70	279	8,266	Florentino Molina.....	T45	72-72-73-71	288	600
Steve Melnyk.....	7	70-71-70-69	280	6,400	Bruce Devlin.....	T49	72-72-74-71	289	471
Gibby Gilbert.....	T8	67-70-69-75	281	5,225	Randy Erskine.....	T49	73-72-77-67	289	471
Lon Hinkle.....	T8	72-68-69-72	281	5,225	Laurie Hammer.....	T49	74-71-73-71	289	471
Bruce Lietzke.....	T8	70-71-71-69	281	5,225	George Knudson.....	T49	72-73-73-71	289	471
Alan Tapie.....	T8	71-74-69-67	281	5,225	Mark Lye.....	T49	70-74-71-74	289	471
George Burns.....	T12	72-71-72-67	282	3,533	Jeff Mitchell.....	T49	71-74-71-73	289	471
Bob Eastwood.....	T12	75-65-73-69	282	3,533	Bob Payne.....	T49	70-73-70-76	289	471
Raymond Floyd.....	T12	72-69-70-71	282	3,533	Bob Shearer.....	T49	74-70-76-69	289	471
Billy Kratzert.....	T12	67-74-69-72	282	3,533	Joe Porter.....	T49	72-73-76-68	289	471
Mike Reid.....	T12	71-68-74-69	282	3,533	Bruce Fleisher.....	T58	71-72-76-71	290	405
Bill Rogers.....	T12	76-67-72-67	282	3,533	Peter Jacobsen.....	T58	72-70-73-75	290	405
Ben Crenshaw.....	T18	75-67-72-69	283	2,500	Mason Rudolph.....	T58	70-70-76-74	290	405
Ed Dougherty.....	T18	70-72-68-73	283	2,500	Vicente Fernandez.....	T58	72-73-74-71	290	405
Jerry Heard.....	T18	72-69-69-73	283	2,500	Bobby Cole.....	62	77-68-71-75	291	380
Fuzzy Zoeller.....	T18	74-71-69-69	283	2,500	David Graham.....	T63	73-70-70-79	292	365
Ken Still.....	T24	71-71-74-68	284	1,940	Greg Powers.....	T63	69-69-80-74	292	365
Mike Sullivan.....	T24	74-68-69-73	284	1,940	Dave Stockton.....	65	70-75-74-75	294	350
Jim Dent.....	T24	75-69-69-72	285	1,576	Peter Oosterhuis.....	T66	71-72-76-77	296	335
Hubert Green.....	T24	70-71-69-75	285	1,576	Mike Ford.....	T66	74-71-71-80	296	335
Chi Chi Rodriguez.....	T24	70-69-70-76	285	1,576	Woody Blackburn.....	T68	73-72-79-78	302	315
John Schroeder.....	T24	74-69-72-70	285	1,576	Chris Pigott.....	T68	72-72-79-79	302	315
Ed Sneed.....	T24	73-70-68-74	285	1,576	Tommy Aaron.....	T70	73-73	146	20
Lee Mikles.....	T24	67-73-71-74	285	1,576	Sam Adams.....	T70	73-73	146	20
Andy Bean.....	T30	71-73-73-69	286	1,215	Frank Beard.....	T70	73-73	146	20
Terry Diehl.....	T30	71-69-71-75	286	1,215	Gay Brewer.....	T70	70-76	146	20
Lou Graham.....	T30	68-72-75-71	286	1,215	Pete Brown.....	T70	73-73	146	20
Mike Hill.....	T30	73-72-70-71	286	1,215	Jim Chancey.....	T70	72-74	146	20
Mike McCullough.....	T30	73-71-70-72	286	1,215	Jim Colbert.....	T70	74-72	146	20
Leonard Thompson.....	T30	73-71-72-70	286	1,215	Dave Eichelberger.....	T70	73-73	146	20
Wally Armstrong.....	T36	68-71-74-74	287	861	Keith Fergus.....	T70	73-73	146	20
Rex Caldwell.....	T36	70-73-73-71	287	861	Morris Hatalsky.....	T70	77-69	146	20
Lee Elder.....	T36	70-73-71-73	287	861	Terry Mauney.....	T70	75-71	146	20
Mark Hayes.....	T36	71-70-69-77	287	861	Jerry McGee.....	T70	75-71	146	20
Bob Mann.....	T36	70-69-76-72	287	861	Jack Renner.....	T70	73-73	146	20
Ed Sabo.....	T36	74-69-71-73	287	861	David Thore.....	T70	74-72	146	20
J.C. Snead.....	T36	72-72-69-74	287	861	Bobby Wadkins.....	T70	72-74	146	20
Lee Trevino.....	T36	73-68-77-69	287	861					

1979 Doral-Eastern Open

Doral Country Club (Blue), Miami, FL
Par: 36-36-72 Yards: 7,065

Purse: \$250,000
March 15-18, 1979

LEADERS: First Round—Alan Tapie's 6-under 66 led Rod Curl, Bill Kratzert, Mark McCumber, Gibby Gilbert and Jack Renner by one stroke. **Second Round**—Kratzert's 69 left him at 8-under 136 and a one-shot lead over Tapie, Rogers and Renner and two over McCumber. **Third Round**—Tapie was at 10-under 206 good for a one-stroke lead over McCumber and a two-shot margin over Rogers.



CUT: 77 professionals at 3-over 147.

Winner: Mark McCumber 67-71-69-72 279 (9-under) \$45,000.00

Bill Rogers..... 2	70-68-70-72	280	\$27,000	George Burns..... T40	70-75-71-75	291	\$1,000
Rod Curl..... 3	67-76-70-68	281	17,000	Jim Chancey..... T40	71-76-73-71	291	1,000
Gibby Gilbert..... T4	67-77-70-68	282	9,843	Mark Lye..... T40	70-73-76-72	291	1,000
Mike McCullough..... T4	70-71-74-67	282	9,843	Jack Renner..... T40	67-71-76-77	291	1,000
Alan Tapie..... T4	66-71-69-76	282	9,843	Frank Conner..... T44	74-68-74-76	292	755
Kermit Zarley..... T4	73-72-66-71	282	9,843	Mark Hayes..... T44	70-73-77-72	292	755
Billy Kratzert..... 8	67-69-75-72	283	7,750	Pat McGowan..... T44	71-76-72-73	292	755
David Graham..... T9	69-72-73-70	284	6,750	Allen Miller..... T44	73-74-76-69	292	755
Tom Kite..... T9	73-72-70-69	284	6,750	Larry Webb..... T44	68-72-79-73	292	755
Bobby Wadkins..... T9	73-70-71-70	284	6,750	Jack Sommers..... T44	72-73-74-73	292	755
Andy Bean..... T12	69-71-73-72	285	5,500	Butch Baird..... T50	73-70-77-73	293	615
Michael Brannan..... T12	74-71-72-68	285	5,500	Marty Fleckman..... T50	72-75-74-72	293	615
Tommy Aaron..... T14	70-73-74-69	286	4,375	Grier Jones..... T50	73-74-76-70	293	615
Jim Dent..... T14	68-71-73-74	286	4,375	Julius Boros..... T53	69-77-76-72	294	573
Wayne Levi..... T14	68-76-71-71	286	4,375	Jack Nicklaus..... T53	73-74-75-72	294	573
J.C. Snead..... T14	73-73-72-68	286	4,375	Cesar Sanudo..... T53	71-75-72-76	294	573
Jim Colbert..... T18	69-74-76-68	287	3,375	Leonard Thompson..... T53	71-73-76-74	294	573
Lou Graham..... T18	71-72-72-72	287	3,375	Larry Ziegler..... T53	73-72-75-74	294	573
Dick Mast..... T18	70-74-72-71	287	3,375	Lee Mikles..... T53	72-73-74-75	294	573
Eddie Pearce..... T18	72-72-72-71	287	3,375	Mike Hill..... T59	72-73-77-73	295	547
Wally Kuchar..... T22	70-73-73-72	288	2,600	Tom Storey..... T59	74-73-73-75	295	547
Lindy Miller..... T22	71-73-75-69	288	2,600	Doug Tewell..... T59	71-76-80-68	295	547
Gil Morgan..... T22	75-69-73-71	288	2,600	Dennis Sullivan..... T59	69-78-75-73	295	547
Brad Bryant..... T25	69-72-75-73	289	1,950	Jerry Heard..... T63	72-73-75-76	296	527
Bruce Devlin..... T25	71-75-73-70	289	1,950	Mark James..... T63	70-75-75-76	296	527
Mike Reid..... T25	70-75-75-69	289	1,950	Craig Stadler..... T63	78-67-75-76	296	527
Scott Simpson..... T25	69-76-71-73	289	1,950	Rocky Thompson..... T63	74-73-77-72	296	527
Ed Sneed..... T25	71-73-71-74	289	1,950	Bob Murphy..... T67	74-73-75-75	297	505
Wally Armstrong..... T30	69-71-74-76	290	1,392	Ron Streck..... T67	68-78-74-77	297	505
Howard Clark..... T30	70-70-77-73	290	1,392	Tom Weiskopf..... T67	78-69-79-71	297	505
Keith Fergus..... T30	69-74-77-70	290	1,392	Bobby Baker..... T67	72-74-76-75	297	505
Bruce Fleisher..... T30	72-75-69-74	290	1,392	Peter Chapin..... T67	70-74-79-74	297	505
Joe Hager..... T30	74-72-72-72	290	1,392	Morris Hatalsky..... T72	72-74-76-76	298	487
Jeff Mitchell..... T30	71-71-77-71	290	1,392	Ed Byman..... T72	73-71-79-75	298	487
Mike Morley..... T30	73-72-72-73	290	1,392	Ed Dougherty..... T74	74-71-75-79	299	477
Jack Newton..... T30	71-75-73-71	290	1,392	Bruce Lietzke..... T74	69-76-77-77	299	477
Calvin Peete..... T30	68-77-73-72	290	1,392	Greg Pitzer..... 76	73-73-79-76	301	470
Dana Quigley..... T30	74-71-75-70	290	1,392	Mark Mike..... 77	71-76-80-81	308	465

1980 Doral-Eastern Open

Doral Country Club (Blue), Miami, FL
Par: 36-36-72 Yards: 7,065

Purse: \$250,000
March 13-16, 1980

LEADERS: First Round—Keith Fergus and Tommy Valentine, with 4-under 68s, led by one over six players. **Second Round**—Valentine was joined by Leonard Thompson at 7-under 137, while David Eger and Bruce Lietzke were at 138. **Third Round**—Fergus, Lietzke and Jack Nicklaus were tied at 6-under 210. Wayne Levi and Leonard Thompson were one back.



CUT: 70 professionals at 2-over 146.

Winner: Raymond Floyd 74-69-70-66 279 (9-under) \$45,000.00

Jack Nicklaus..... 2	72-67-71-69	279	\$27,000	Mark Hayes..... T34	74-71-75-71	291	\$1,290
Keith Fergus..... 3	68-73-69-70	280	17,000	Bob E. Smith..... T34	73-72-75-71	291	1,290
Wayne Levi..... 4	69-71-71-72	283	12,000	David Eger..... T39	69-69-78-76	292	1,075
Ben Crenshaw..... T5	71-68-74-71	284	9,500	Jim Colbert..... T39	72-72-72-76	292	1,075
Ed Fiori..... T5	72-70-72-70	284	9,500	Lee Trevino..... T39	73-71-74-74	292	1,075
Andy Bean..... T7	75-69-70-71	285	7,275	Butch Baird..... T42	73-70-76-74	293	850
Terry Diehl..... T7	73-69-73-70	285	7,275	Bob Byman..... T42	74-72-77-70	293	850
Grier Jones..... T7	73-68-73-71	285	7,275	Lee Elder..... T42	72-71-75-75	293	850
Bruce Lietzke..... T7	70-68-72-75	285	7,275	Jerry McGee..... T42	72-70-76-75	293	850
Leonard Thompson..... T7	69-68-74-74	285	7,275	Bob Murphy..... T42	73-72-72-76	293	850
David Graham..... T12	71-71-71-73	286	5,250	Tom Weiskopf..... T42	72-72-73-76	293	850
Jeff Mitchell..... T12	73-71-71-71	286	5,250	Tommy Aaron..... T48	72-72-77-73	294	621
Jerry Pate..... T12	70-72-74-70	286	5,250	Morris Hatalsky..... T48	72-73-77-72	294	621
Dave Barr..... T15	75-71-71-70	287	3,631	Calvin Peete..... T48	74-72-74-74	294	621
Bill Calfee..... T15	70-74-72-71	287	3,631	Chi Chi Rodriguez..... T48	74-72-76-72	294	621
Danny Edwards..... T15	71-68-78-70	287	3,631	Curtis Strange..... T48	71-73-76-74	294	621
Dave Hill..... T15	69-73-72-73	287	3,631	Kermit Zarley..... T48	69-74-77-74	294	621
Billy Kratzert..... T15	72-71-73-71	287	3,631	Desmond Smyth..... T48	75-71-74-74	294	621
Scott Simpson..... T15	74-67-74-72	287	3,631	Lou Graham..... T55	70-74-77-74	295	567
J.C. Snead..... T15	72-72-74-69	287	3,631	Mike Morley..... T55	72-72-78-73	295	567
Barney Thompson..... T15	72-71-72-72	287	3,631	Ed Sneed..... T55	74-70-76-75	295	567
Bill Rogers..... T23	70-74-73-71	288	2,600	Craig Stadler..... T55	76-70-78-71	295	567
Vance Heafner..... T24	71-72-73-73	289	2,025	Rex Caldwell..... T59	69-74-79-74	296	552
Barry Jaeckel..... T24	73-71-72-73	289	2,025	Gardner Dickinson..... T59	73-70-77-76	296	552
Terry Mauney..... T24	71-74-74-70	289	2,025	Greg Powers..... 61	71-73-77-76	297	545
John Schroeder..... T24	74-70-71-74	289	2,025	John Adams..... T62	73-73-77-75	298	532
Alan Tapie..... T24	72-70-78-69	289	2,025	Bobby Heins..... T62	71-73-78-76	298	532
Tommy Valentine..... T24	68-69-76-76	289	2,025	Sammy Rachels..... T62	74-72-75-77	298	532
Roger Calvin..... T30	74-71-73-72	290	1,587	Tim Simpson..... T62	75-71-77-75	298	532
Bruce Fleisher..... T30	71-71-74-74	290	1,587	Roger Kennedy..... 66	74-71-72-82	299	520
Gibby Gilbert..... T30	70-74-76-70	290	1,587	John Calabria..... 67	72-72-75-81	300	515
Mark James..... T30	70-69-76-75	290	1,587	Lonnie Nielsen..... T68	72-72-82-75	301	507
Ken Brown..... T34	72-72-74-73	291	1,290	Lance Ten Broeck..... T68	74-71-80-76	301	507
Brad Bryant..... T34	74-70-75-72	291	1,290	Larry Ziegler..... 70	71-75-80-76	302	500
Rod Curl..... T34	76-68-76-71	291	1,290				

1981 Doral-Eastern Open

Doral Country Club (Blue), Miami, FL
Par: 36-36-72 Yards: 7,065

Purse: \$250,000
March 12-15, 1981

LEADERS: First Round—Raymond Floyd, Gil Morgan and David Graham were tied at 6-under 66, with Keith Fergus at 5-under 67. **Second Round**—Lanny Wadkins, with a 66, and Floyd were tied at 10-under 134. Morgan was a stroke back at 135. **Third Round**—Strange shot a 66 for 15-under 201 and led by four over Ziegler and Kite.



CUT: 70 professionals at 2-over 146.

Winner: Raymond Floyd 66-68-71-68 273 (15-under) \$45,000.00

Keith Fergus..... T2	67-71-69-67	274	\$22,000	Ed Dougherty..... T41	72-72-69-75	288	\$828
David Graham..... T2	66-73-68-67	274	22,000	David Edwards..... T41	68-73-75-72	288	828
Tom Kite..... 4	69-69-70-67	275	12,000	Gibby Gilbert..... T41	71-72-69-76	288	828
Gil Morgan..... T5	66-69-71-70	276	9,500	Artie McNickle..... T41	74-71-73-70	288	828
Leonard Thompson..... T5	68-68-71-69	276	9,500	Tim Norris..... T41	76-69-70-73	288	828
Bruce Lietzke..... 7	73-66-69-69	277	8,375	Dan Pohl..... T41	68-75-74-71	288	828
Bud Allin..... T8	72-67-70-69	278	7,500	Dave Stockton..... T41	71-73-71-73	288	828
Bob Murphy..... T8	68-71-69-70	278	7,500	Tom Storey..... T41	72-71-69-76	288	828
Mike Reid..... T10	70-70-68-71	279	6,500	Seve Ballesteros..... T50	72-74-72-71	289	603
Mike Sullivan..... T10	70-69-70-70	279	6,500	David Eger..... T50	73-73-68-75	289	603
Mark Lye..... 12	73-70-65-72	280	5,750	John Fought..... T50	70-73-71-75	289	603
Bobby Wadkins..... T13	76-69-67-69	281	5,000	Hale Irwin..... T50	68-74-71-76	289	603
Lanny Wadkins..... T13	68-66-75-72	281	5,000	Lyn Lott..... T50	69-73-75-72	289	603
Bruce Fleisher..... T15	73-70-68-71	282	3,875	Jim Colbert..... T55	74-68-71-77	290	557
Mark Hayes..... T15	72-70-70-70	282	3,875	Frank Conner..... T55	71-72-74-73	290	557
Scott Hoch..... T15	68-72-71-71	282	3,875	Dan Halldorson..... T55	74-70-71-75	290	557
Greg Norman..... T15	71-69-70-72	282	3,875	Terry Mauney..... T55	72-74-73-71	290	557
Mark O'Meara..... T15	70-72-68-72	282	3,875	Allen Miller..... T55	70-72-74-74	290	557
Tom Weiskopf..... T15	68-71-71-72	282	3,875	Gary Player..... T55	70-73-77-70	290	557
J.C. Snead..... 21	73-69-73-68	283	3,000	Bob Shearer..... T55	71-72-72-75	290	557
John Adams..... T22	75-70-69-70	284	2,500	Dick Siderowf..... T55	72-70-73-75	290	Amateur
Fred Couples..... T22	72-74-69-69	284	2,500	Bobby Walzel..... T55	72-71-73-74	290	557
Scott Simpson..... T22	73-67-70-74	284	2,500	Wally Armstrong..... T64	73-73-73-72	291	520
Fuzzy Zoeller..... T22	68-72-72-72	284	2,500	Ken Brown..... T64	73-73-72-73	291	520
Miller Barber..... T26	70-70-72-73	285	1,775	Terry Diehl..... T64	70-73-73-75	291	520
Rex Caldwell..... T26	71-74-71-69	285	1,775	Peter Jacobsen..... T64	72-71-75-73	291	520
Bill Calfee..... T26	71-75-65-74	285	1,775	Jerry McGee..... T64	74-72-74-71	291	520
Vance Heafner..... T26	73-71-68-73	285	1,775	Eddie Pearce..... T64	74-72-73-72	291	520
Jeff Mitchell..... T26	73-71-74-67	285	1,775	Barney Thompson..... T64	70-73-74-74	291	520
Greg Powers..... T26	71-71-69-74	285	1,775	Dave Hill..... T71	74-72-75-71	292	497
Tim Simpson..... T26	71-68-71-75	285	1,775	Victor Regalado..... T71	72-73-75-72	292	497
CharlieL. Gibson..... T33	72-69-73-72	286	1,381	Rod Curl..... T73	74-72-73-74	293	487
Tom Jenkins..... T33	71-71-70-74	286	1,381	Lou Graham..... T73	76-70-72-75	293	487
Jack Newton..... T33	71-70-74-71	286	1,381	Dave Barr..... T75	73-72-75-74	294	475
John Traub..... T33	74-72-71-69	286	1,381	Barry Jaeckel..... T75	73-72-76-73	294	475
Mike Gove..... T37	74-69-73-71	287	1,150	Mike Morley..... T75	72-72-71-79	294	475
Hubert Green..... T37	70-71-74-72	287	1,150	Tommy Aaron..... 78	72-73-75-76	296	465
John Schroeder..... T37	73-71-74-69	287	1,150	Cesar Sanudo..... 79	71-74-76-78	299	460
Ron Streck..... T37	71-74-70-72	287	1,150	Frank Beard..... 80	75-71-74-80	300	455
Ben Crenshaw..... T41	71-75-70-72	288	828				

1982 Doral-Eastern Open

Doral Country Club (Blue), Miami, FL
Par: 36-36-72 **Yards: 7,065**

Purse: \$300,000
February 25-28, 1982

LEADERS: First Round—Craig Stadler, with a 6-under 66, led by one over Jack Nicklaus, Bobby Wadkins and Eric Batten. **Second Round**—Stadler extended his lead to two with a 69 for 9-under 135 after 36 holes. He led Andy Bean by two. **Third Round**—Stadler slipped to 73 and 8-under 208 but still led by one over Bean, Mike Nicolette and Jerry Pate.



CUT: 82 professionals and 1 amateur at 3-over 147.

Winner: Andy Bean 68-69-72-69 278 (10-under) \$54,000.00

Scott Hoch..... T2	69-70-71-69	279	\$22,400	Tom Shaw..... T37	70-75-71-74	290	\$1,290
Mike Nicolette..... T2	68-70-71-70	279	22,400	Steve Benson..... T44	68-75-76-72	291	932
Jerry Pate..... T2	70-70-69-70	279	22,400	Bruce Fleisher..... T44	71-73-71-76	291	932
Calvin Peete..... T5	68-72-70-71	281	10,950	Jeff Sanders..... T44	74-72-71-74	291	932
Craig Stadler..... T5	66-69-73-73	281	10,950	Mike Sullivan..... T44	72-73-74-72	291	932
Curtis Strange..... T5	70-76-68-67	281	10,950	Scott Watkins..... T44	72-73-74-72	291	932
Eric Batten..... T8	67-72-72-71	282	9,000	Perry Arthur..... T49	74-71-75-72	292	733
Jim Dent..... T8	71-72-72-67	282	9,000	Bruce Douglass..... T49	72-75-71-74	292	733
Seve Ballesteros..... 10	69-71-75-68	283	8,100	Skeeter Heath..... T49	73-73-73-73	292	733
Nick Faldo..... T11	68-72-73-71	284	6,150	Mike McCullough..... T49	70-75-73-74	292	733
Barry Jaeckel..... T11	70-71-73-70	284	6,150	Bill Sander..... T49	71-71-75-75	292	733
Jack Nicklaus..... T11	67-71-72-74	284	6,150	Hal Sutton..... T49	70-75-73-74	292	733
Ed Sneed..... T11	70-73-73-68	284	6,150	Charles Coody..... T55	72-73-77-71	293	684
Bobby Wadkins..... T11	67-74-72-71	284	6,150	Mark McCumber..... T55	72-72-76-73	293	684
Tom Weiskopf..... T11	69-71-75-69	284	6,150	Greg Powers..... T55	71-74-71-77	293	684
Isao Aoki..... T17	70-72-72-71	285	4,200	Johnny Elam..... T58	69-78-71-76	294	660
Woody Blackburn..... T17	72-74-70-69	285	4,200	Jerry Heard..... T58	69-76-76-73	294	660
Ed Fiori..... T17	72-70-71-72	285	4,200	Larry Mize..... T58	73-74-74-73	294	660
Rick Pearson..... T17	70-74-74-67	285	4,200	Dick Siderowf..... T58	70-74-75-75	294	Amateur
Barney Thompson..... T17	72-72-71-70	285	4,200	Mick Soli..... T58	72-75-75-72	294	660
Bill Britton..... T22	70-75-71-70	286	2,785	Lee Trevino..... T58	75-71-75-73	294	660
Raymond Floyd..... T22	71-70-75-70	286	2,785	Beau Baugh..... T64	69-77-74-75	295	636
Hubert Green..... T22	72-69-72-73	286	2,785	Chip Beck..... T64	70-73-77-75	295	636
Tom Jenkins..... T22	72-71-73-70	286	2,785	Lyn Lott..... T64	73-72-75-75	295	636
Jim Nelford..... T22	72-70-72-72	286	2,785	Mark Calcavecchia..... T67	70-77-73-76	296	618
Leonard Thompson..... T22	70-74-73-69	286	2,785	Doug Campbell..... T67	71-76-77-72	296	618
Bob Eastwood..... T28	72-68-75-72	287	2,130	John DeForest..... T67	69-75-78-74	296	618
Phillip Hancock..... T28	71-73-76-67	287	2,130	Ken Green..... T70	77-70-75-75	297	600
Larry Nelson..... T28	75-71-71-70	287	2,130	Pat Lindsey..... T70	72-72-77-76	297	600
George Burns..... T31	70-73-74-71	288	1,860	Skip Dunaway..... T70	72-72-73-80	297	600
Vance Heafner..... T31	72-75-74-67	288	1,860	Frank Conner..... T70	70-77-80-73	300	564
Wayne Levi..... T31	69-71-73-75	288	1,860	Mark James..... T73	68-75-76-79	298	582
Jim Colbert..... T34	70-73-75-71	289	1,620	Mike Smith..... T73	70-77-75-76	298	582
John Fought..... T34	69-74-74-72	289	1,620	Tommy Valentine..... T73	73-73-74-78	298	582
Tom McGinnis..... T34	72-69-74-74	289	1,620	Manuel Pinero..... T76	72-75-80-73	300	564
Jim Albus..... T37	71-69-76-74	290	1,290	Charlie Krenkel..... T76	70-77-76-77	300	564
Jim Booros..... T37	68-73-74-75	290	1,290	Ray Barr Jr..... T79	72-75-76-78	301	549
Bobby Cole..... T37	71-74-74-71	290	1,290	David Thore..... T79	72-74-77-78	301	549
Dave Eichelberger..... T37	73-74-72-71	290	1,290	Lonnies Nielsen..... T81	73-73-76-80	302	537
Gibby Gilbert..... T37	70-71-77-72	290	1,290	Masahiro Kuramoto..... T81	71-76-76-79	302	537
Bobby Nichols..... T37	74-73-74-69	290	1,290				

1983 Doral-Eastern Open

Doral Country Club (Blue), Miami, FL
Par: 36-36-72 **Yards: 7,065**

Purse: \$300,000
February 24-27, 1983

LEADERS: First Round—Ed Fiori and Mike Gove shot 7-under-par 65s and led by one over Lanny Wadkins. **Second Round**—Allen Miller, with a 65, moved into the lead at 9-under 135. George Burns, Gove, Tom Kite and Gary Koch were tied for second at 136. **Third Round**—Koch, aided by a hole-in-one at No. 4, shot a 65 for a 15-under 201 and a four-stroke lead over Fiori.



CUT: 72 professionals at even par 144.

Winner: Gary Koch 69-67-65-70 271 (17-under) \$54,000.00

Ed Fiori	2	65-73-67-71	276	\$32,400	Forrest Fezler.....	T36	70-72-74-71	287	\$1,382
George Burns	3	69-67-70-71	277	20,400	Scott Hoch.....	T36	71-67-72-77	287	1,382
Raymond Floyd.....	T4	71-68-69-70	278	13,200	Lyn Lott.....	T36	70-73-70-74	287	1,382
Tom Kite.....	T4	68-68-72-70	278	13,200	David Ogrin.....	T36	71-73-73-70	287	1,382
Tom Purtzer.....	T6	69-68-70-72	279	10,425	Denis Watson.....	T36	71-70-73-73	287	1,382
Masahiro Kuramoto.....	T6	71-68-72-68	279	10,425	Jim Dent.....	T42	69-71-73-75	288	1,050
Jack Nicklaus.....	T8	70-70-69-71	280	9,000	Nick Faldo.....	T42	70-70-73-75	288	1,050
Tom Weiskopf.....	T8	71-67-70-72	280	9,000	Rod Nuckolls.....	T42	71-72-72-73	288	1,050
Ed Sneed.....	10	70-68-72-71	281	8,100	Doug Tewell.....	T42	69-74-69-76	288	1,050
Andy Bean.....	T11	69-71-72-70	282	6,600	Bobby Wadkins.....	T42	69-75-72-72	288	1,050
Fred Couples.....	T11	73-70-67-72	282	6,600	Chip Beck.....	T47	72-70-68-79	289	824
Calvin Peete.....	T11	70-68-70-74	282	6,600	Jim Booros.....	T47	68-73-70-78	289	824
Mike Sullivan.....	T11	72-68-70-72	282	6,600	Mike Donald.....	T47	73-70-72-74	289	824
Bob Boyd.....	T15	71-69-69-74	283	4,650	Mark Calcavecchia.....	T50	70-74-73-73	290	730
Mike Gove.....	T15	65-71-73-74	283	4,650	Tom Jenkins.....	T50	71-72-72-75	290	730
Allen Miller.....	T15	70-65-73-75	283	4,650	John McComish.....	T50	69-69-72-80	290	730
Peter Oosterhuis.....	T15	68-72-70-73	283	4,650	Lars Meyerson.....	T50	72-71-72-75	290	730
Clarence Rose.....	T15	70-67-71-75	283	4,650	Jeff Mitchell.....	T54	71-73-75-72	291	693
Leonard Thompson.....	T15	70-73-71-69	283	4,650	Nick Price.....	T54	71-70-74-76	291	693
Dave Barr.....	T21	72-69-72-71	284	3,240	Eric Batten.....	T56	73-70-72-77	292	681
Ken Green.....	T21	67-72-72-73	284	3,240	Jack Renner.....	T56	72-69-77-74	292	681
Wayne Levi.....	T21	73-70-69-72	284	3,240	Phillip Hancock.....	T58	75-69-74-75	293	666
Curtis Strange.....	T21	71-71-69-73	284	3,240	Jimmy Roy.....	T58	69-75-76-73	293	666
George Cadle.....	T25	71-68-72-74	285	2,193	Larry Ziegler.....	T58	74-70-75-74	293	666
Bruce Fleisher.....	T25	71-68-75-71	285	2,193	Bill Britton.....	T61	70-72-77-75	294	636
Gibby Gilbert.....	T25	69-71-73-72	285	2,193	Bill Buttner.....	T61	69-74-76-75	294	636
Pat Lindsey.....	T25	72-71-71-71	285	2,193	Curt Byrum.....	T61	69-71-76-78	294	636
Andy North.....	T25	74-70-70-71	285	2,193	Blaine McCallister.....	T61	69-75-73-77	294	636
Bill Rogers.....	T25	70-70-73-72	285	2,193	Mark Pfeil.....	T61	69-71-75-79	294	636
Jack Seltzer.....	T25	71-71-71-72	285	2,193	J.C. Snead.....	T61	71-73-72-78	294	636
Lanny Wadkins.....	T25	66-71-70-78	285	2,193	Lee Trevino.....	T61	69-75-72-78	294	636
Ronnie Black.....	T33	73-68-72-73	286	1,695	Wally Armstrong.....	T68	72-67-76-80	295	609
Lee Elder.....	T33	73-71-69-73	286	1,695	Terry Diehl.....	T68	69-75-74-77	295	609
Mac O'Grady.....	T33	71-70-70-75	286	1,695	Chi Chi Rodriguez.....	70	72-71-75-79	297	600
T.C. Chen.....	T36	69-73-74-71	287	1,382					

1984 Doral-Eastern Open

Doral Country Club (Blue), Miami, FL
Par: 36-36-72 **Yards: 7,065**

Purse: \$400,000
March 8-11, 1984

LEADERS: First Round—John Adams and Larry Rinker, both with six-under 66s, led by one over three others. **Second Round**—Jack Nicklaus, George Archer and Bob Shearer shared a one-shot lead over two others with 8-under totals of 136. **Third Round**—Archer and Bruce Lietzke, at 11-under 205, led by one over Nicklaus, Johnny Miller and Gary Hallberg.



CUT: 74 professionals at even par 144.

Winner: Tom Kite 68-69-70-65 272 (16-under) \$72,000.00

Jack Nicklaus..... 2	67-69-70-68	274	\$43,200	Hal Sutton..... T33	71-72-70-72	285	\$2,025
George Archer..... T3	71-65-69-70	275	23,200	Denis Watson..... T33	76-68-72-69	285	2,025
Bruce Lietzke..... T3	71-67-67-70	275	23,200	Isao Aoki..... T41	68-71-75-72	286	1,400
Gary Hallberg..... 5	67-70-69-70	276	16,000	Bob Eastwood..... T41	74-69-73-70	286	1,400
Andy Bean..... T6	72-69-69-67	277	12,950	Ken Green..... T41	70-72-73-71	286	1,400
Ben Crenshaw..... T6	69-71-71-66	277	12,950	Dan Halldorson..... T41	71-72-69-74	286	1,400
Johnny Miller..... T6	68-70-68-71	277	12,950	Billy Kratzert..... T41	71-71-72-72	286	1,400
Bob Shearer..... T6	70-66-73-68	277	12,950	Bill Rogers..... T41	72-69-72-73	286	1,400
Gibby Gilbert..... T10	70-70-69-69	278	10,000	Lee Trevino..... T41	67-72-71-76	286	1,400
Wayne Levi..... T10	70-68-69-71	278	10,000	Russ Cochran..... T48	70-73-71-73	287	985
Tony Sills..... T10	69-71-69-69	278	10,000	Fred Couples..... T48	72-72-73-70	287	985
Gary Koch..... 13	70-69-69-71	279	8,400	David Graham..... T48	69-72-73-73	287	985
George Burns..... 14	73-69-67-71	280	7,600	Donnie Hammond..... T48	72-71-70-74	287	985
Bernhard Langer..... T15	72-67-68-74	281	6,800	Phillip Hancock..... T48	74-70-75-68	287	985
Sandy Lyle..... T15	71-71-67-72	281	6,800	Bob Murphy..... T48	73-71-68-75	287	985
Calvin Peete..... T15	71-72-67-71	281	6,800	Corey Pavin..... T48	75-69-70-73	287	985
Jim Dent..... T18	73-69-73-67	282	5,400	Bill Sander..... T48	70-70-71-76	287	985
Tommy Nakajima..... T18	69-70-72-71	282	5,400	Wally Armstrong..... T56	73-71-72-72	288	888
Scott Simpson..... T18	69-75-67-71	282	5,400	Mark Calcavecchia..... T56	73-70-70-75	288	888
Lance Ten Broeck..... T18	69-71-72-70	282	5,400	Raymond Floyd..... T56	72-71-72-73	288	888
Jeff Mitchell..... T22	73-66-71-73	283	4,160	Mark O'Meara..... T56	71-68-71-78	288	888
Greg Powers..... T22	69-71-70-73	283	4,160	Mike Reid..... T56	72-71-73-72	288	888
Curtis Strange..... T22	72-69-70-72	283	4,160	Tim Simpson..... T56	70-74-68-76	288	888
Brad Bryant..... T25	74-70-67-73	284	2,925	J.C. Snead..... T56	72-72-72-72	288	888
Jim Colbert..... T25	72-70-75-67	284	2,925	Dave Barr..... T63	68-72-72-77	289	848
Jim Gallagher, Jr..... T25	72-70-70-72	284	2,925	Tom Shaw..... T63	71-73-72-73	289	848
Tom Jenkins..... T25	68-70-75-71	284	2,925	Joey Sindelar..... T63	73-69-74-73	289	848
Dan Pohl..... T25	72-70-70-72	284	2,925	Mac O'Grady..... 66	71-72-74-73	290	832
Larry Rinker..... T25	66-73-70-75	284	2,925	Mark Lye..... T67	73-69-72-77	291	820
Leonard Thompson..... T25	72-71-71-70	284	2,925	Allen Miller..... T67	72-71-75-73	291	820
Bobby Wadkins..... T25	70-74-71-69	284	2,925	Bob Boyd..... T69	71-71-73-77	292	796
John Adams..... T33	66-74-71-74	285	2,025	Dan Forsman..... T69	72-71-70-79	292	796
Bruce Fleisher..... T33	70-72-69-74	285	2,025	Jerry Pate..... T69	72-72-76-72	292	796
Barry Jaeckel..... T33	73-68-72-72	285	2,025	Ed Sneed..... T69	74-70-70-78	292	796
Roger Maltbie..... T33	72-72-72-69	285	2,025	Howard Twitty..... 73	72-72-76-73	293	776
Mike Nicolette..... T33	68-70-73-74	285	2,025	T.C. Chen..... 74	75-67-74-78	294	768
Greg Norman..... T33	70-74-69-72	285	2,025				

1985 Doral-Eastern Open

Doral Country Club (Blue), Miami, FL
Par: 36-36-72 Yards: 6,939

Purse: \$400,000
February 21-24, 1985

LEADERS: First Round—Greg Twiggs, with a four-under-par 68, held a one-shot lead over Fred Couples and Lee Trevino. **Second Round**—Tom Kite, Mark McCumber and Gary Hallberg all shared the lead at three-under par 141. They held a one-stroke lead over Gibby Gilbert, Morris Hatafsky and Peter Oosterhuis. **Third Round**—Kite shared the lead with Bill Kratzert and Frank Conner at four-under-par 212. They held a one-shot advantage over Oosterhuis, McCumber and Jack Nicklaus.



CUT: 81 players at five-over-par 149 or better.

Winner: Mark McCumber 70-71-72-71 284 (4-under) \$72,000.00

Tom Kite.....	2	71-70-71-73	285	\$43,200	Johnny Miller.....	T35	74-73-72-75	294	\$1,847
Roger Maltbie.....	T3	71-74-72-70	287	23,200	David Frost.....	T43	74-72-78-71	295	1,400
Jack Nicklaus.....	T3	76-68-69-74	287	23,200	Nick Price.....	T43	73-72-72-78	295	1,400
Andy Bean.....	T5	70-74-72-72	288	13,560	Bill Rogers.....	T43	75-73-69-78	295	1,400
Billy Kratzert.....	T5	70-73-69-76	288	13,560	Brad Fabel.....	T46	74-75-71-76	296	1,069
Calvin Peete.....	T5	73-71-70-74	288	13,560	Jeff Hart.....	T46	72-75-76-73	296	1,069
Mark Pfeil.....	T5	74-73-69-72	288	13,560	Mike Nicolette.....	T46	76-73-74-73	296	1,069
Loren Roberts.....	T5	75-69-72-72	288	13,560	Clarence Rose.....	T46	73-75-74-74	296	1,069
George Archer.....	T10	75-70-71-73	289	8,571	David Thore.....	T46	73-70-76-77	296	1,069
Fred Couples.....	T10	69-76-74-70	289	8,571	Dennis Trixler.....	T46	71-74-75-76	296	1,069
Morris Hatafsky.....	T10	73-69-73-74	289	8,571	Fuzzy Zoeller.....	T46	74-73-77-72	296	1,069
Scott Hoch.....	T10	75-71-70-73	289	8,571	Mark Calcavecchia.....	T53	75-73-73-76	297	904
Andrew Magee.....	T10	71-73-72-73	289	8,571	Jim Dent.....	T53	75-73-72-77	297	904
Peter Oosterhuis.....	T10	70-72-71-76	289	8,571	Tom Jenkins.....	T53	72-77-75-73	297	904
Lee Trevino.....	T10	69-75-71-74	289	8,571	Pat Lindsey.....	T53	73-74-75-75	297	904
Mike Bright.....	T17	71-73-73-73	290	5,800	Mark Lye.....	T53	73-74-75-75	297	904
David Lundstrom.....	T17	73-74-70-73	290	5,800	Steve Pate.....	T53	73-75-75-74	297	904
Gene Sauers.....	T17	71-74-71-74	290	5,800	Ivan Smith.....	T53	76-73-77-71	297	904
Denis Watson.....	T17	73-73-69-75	290	5,800	Bob Tway.....	T53	76-71-76-74	297	904
Jim Colbert.....	T21	75-71-73-72	291	4,480	Bobby Wadkins.....	T53	75-74-75-73	297	904
Keith Fergus.....	T21	71-75-75-70	291	4,480	Ernie Gonzalez.....	T62	76-73-75-74	298	848
Gary Hallberg.....	T21	71-70-74-76	291	4,480	Ken Green.....	T62	76-72-76-74	298	848
Frank Conner.....	T24	74-71-67-80	292	3,165	Joe Inman.....	T62	73-75-74-76	298	848
Bob Eastwood.....	T24	74-73-72-73	292	3,165	Tim Norris.....	T62	77-72-77-72	298	848
Hubert Green.....	T24	71-75-73-73	292	3,165	Chi Chi Rodriguez.....	T62	74-74-77-73	298	848
Wayne Levi.....	T24	71-76-71-74	292	3,165	Lennie Clements.....	T67	73-73-74-79	299	812
Bob Lohr.....	T24	72-72-73-75	292	3,165	Mike Donald.....	T67	74-75-73-77	299	812
Mike McCullough.....	T24	72-74-70-76	292	3,165	Tom Lehman.....	T67	76-72-77-74	299	812
Jeff Sluman.....	T24	75-71-73-73	292	3,165	Larry Nelson.....	T67	74-74-79-72	299	812
Bruce Lietzke.....	T31	72-73-73-75	293	2,425	Rex Caldwell.....	T71	71-75-77-77	300	776
Chris Perry.....	T31	74-72-73-74	293	2,425	Gibby Gilbert.....	T71	70-72-76-82	300	776
Larry Rinker.....	T31	75-73-70-75	293	2,425	Mark Hayes.....	T71	71-77-78-74	300	776
Curtis Strange.....	T31	75-72-73-73	293	2,425	Hal Sutton.....	T71	72-77-73-78	300	776
Woody Blackburn.....	T35	73-73-74-74	294	1,847	Robert Wrenn.....	T71	70-78-76-76	300	776
George Burns.....	T35	75-72-76-71	294	1,847	Stuart W. Smith.....	T76	74-75-78-74	301	748
John DeForest.....	T35	72-73-72-77	294	1,847	Greg Twiggs.....	T76	68-75-80-78	301	748
Raymond Floyd.....	T35	73-75-74-72	294	1,847	Bill Bergin.....	T79	76-72-79-75	302	736
Bill Glasson.....	T35	75-74-72-73	294	1,847	Gary Pinns.....	T79	75-74-76-81	306	724
Mike Hill.....	T35	73-76-74-71	294	1,847	Tom Woodard.....	T79	74-74-78-80	306	724
Sandy Lyle.....	T35	74-73-72-75	294	1,847	Bill Sander.....	81	75-74-78-82	309	712

1986 Doral-Eastern Open

Doral Country Club (Blue), Miami, FL
Par: 36-36-72 **Yards: 6,939**

Purse: \$500,000
March 6-9, 1986

LEADERS: First Round—Mark Calcavecchia shot a 7-under-par 65 and led by one over Tom Purtzer, Roger Maltbie, Tom Kite and Tom Sieckmann. **Second Round**—Kite added a 67 for an 11-under-par 133 and led by three strokes over Ed Fiori, Ken Brown and D.A. Weibring. **Third Round**—Hubert Green equaled the tournament record with an 8-under 64 (29-35) for a 12-under 204. Kite was two behind at 10-under 206.



CUT: 72 professionals at 1-under 143.

Winner: Andy Bean 71-68-68-69 276 (12-under) \$90,000.00

Hubert Green	2	70-70-64-72	276	\$54,000	Loren Roberts.....	T33	72-69-69-76	286	\$2,477
Tom Kite.....	T3	66-67-73-71	277	29,000	Tom Sieckmann	T33	66-71-76-73	286	2,477
Mark O'Meara	T3	70-67-74-66	277	29,000	Tony Sills.....	T33	73-67-70-76	286	2,477
Mac O'Grady.....	T5	73-67-69-70	279	19,000	Tom Watson	T33	69-70-71-76	286	2,477
Mike Sullivan.....	T5	71-69-69-70	279	19,000	David Edwards.....	T42	75-68-73-71	287	1,750
Tom Purtzer	7	66-71-73-70	280	16,750	Mike Hulbert.....	T42	72-66-75-74	287	1,750
Mark Calcavecchia	T8	65-72-72-72	281	13,500	Hale Irwin.....	T42	69-73-69-76	287	1,750
Ed Fiori	T8	68-68-74-71	281	13,500	Roger Maltbie.....	T42	66-74-72-75	287	1,750
David Frost.....	T8	69-70-73-69	281	13,500	Mike McCullough	T42	71-69-76-71	287	1,750
Billy Kratzert.....	T8	72-70-69-70	281	13,500	George Archer.....	T47	68-72-73-75	288	1,268
Bobby Wadkins.....	T8	72-69-69-71	281	13,500	Bobby Clampett	T47	75-65-71-77	288	1,268
Paul Azinger.....	T13	74-67-69-72	282	8,571	Jay Delsing	T47	72-69-71-76	288	1,268
Ken Brown	T13	68-68-73-73	282	8,571	Bob Lohr.....	T47	71-71-72-74	288	1,268
Mike Donald	T13	71-70-70-71	282	8,571	Jack Nicklaus.....	T47	70-70-73-75	288	1,268
Raymond Floyd.....	T13	70-70-71-71	282	8,571	Gene Sauers.....	T47	70-73-71-74	288	1,268
Bob Gilder	T13	69-72-70-71	282	8,571	J.C. Snead.....	T47	70-73-71-74	288	1,268
Doug Tewell.....	T13	69-69-73-71	282	8,571	Denis Watson	T47	71-70-71-76	288	1,268
D.A. Weibring	T13	69-67-71-75	282	8,571	Jim Gallagher, Jr.	T55	68-72-73-76	289	1,130
Danny Edwards.....	T24	69-69-72-73	283	5,825	Tim Norris	T55	71-70-71-77	289	1,130
Greg Ladehoff	T24	68-71-73-71	283	5,825	Calvin Peete.....	T55	70-70-72-77	289	1,130
Jim Thorpe	T24	68-69-70-76	283	5,825	Clarence Rose.....	T55	74-69-69-77	289	1,130
Howard Twitty	T24	70-70-69-74	283	5,825	Willie Wood.....	T55	71-72-72-74	289	1,130
Bruce Lietzke.....	T24	73-69-71-71	284	4,150	Fuzzy Zoeller.....	60	71-69-75-75	290	1,100
Mark McCumber.....	T24	71-68-71-74	284	4,150	Jim Colbert.....	T61	69-72-74-76	291	1,085
Tim Simpson	T24	68-72-70-74	284	4,150	Jeff Lewis	T61	71-71-73-76	291	1,085
Hal Sutton	T24	71-71-69-73	284	4,150	Barry Jaeckel	T63	71-70-74-77	292	1,060
Lance TenBroeck.....	T24	75-67-69-73	284	4,150	Larry Rinker	T63	69-74-73-76	292	1,060
Dave Barr	T29	70-71-72-72	285	3,325	Bob Tway	T63	72-70-71-79	292	1,060
Ben Crenshaw.....	T29	73-70-70-72	285	3,325	Kenny Knox	66	72-71-72-78	293	1,040
Larry Nelson.....	T29	69-72-73-71	285	3,325	Mike Miles.....	67	73-70-78-74	295	1,030
Tom Weiskopf.....	T29	73-70-70-72	285	3,325	Brad Fabel	68	70-72-74-80	296	1,020
Charles Bolling.....	T33	70-70-74-72	286	2,477	David Graham	T69	73-70-75-79	297	1,005
Rick Fehr.....	T33	69-73-73-71	286	2,477	Tom Shaw	T69	72-71-77-77	297	1,005
Morris Hatafsky	T33	71-71-71-73	286	2,477	Tom Pernice, Jr.....	71	73-70-79-77	299	990
Mike Nicolette.....	T33	74-69-71-72	286	2,477	Stu Ingraham	72	70-73-79-80	302	980
Chris Perry.....	T33	69-72-70-75	286	2,477					

1987 Doral-Ryder Open

Doral Country Club (Blue), Miami, FL
Par: 36-36-72 Yards: 6,939

Purse: \$1,000,000
February 26-March 1, 1987

LEADERS: First Round—Bernhard Langer shot a 7-under-par 65 and led by one over Larry Rinker. **Second Round**—Langer added a 72 for a 7-under-par 137 and was tied with Rinker, Fred Couples, Seve Ballesteros and Lennie Clements. Bill Rogers was alone at 138. **Third Round**—Lanny Wadkins shot a 6-under-par 66 for a 9-under par 207 and led by two over Ken Brown.



CUT: 80 professionals at 1-over 145.

Winner: Lanny Wadkins 75-66-66-70 277 (11-under) \$180,000.00

Seve Ballesteros..... T2	71-66-74-69	280	\$74,666	John Adams..... T41	72-70-75-72	289	\$3,700
Tom Kite..... T2	67-76-69-68	280	74,666	Bob Eastwood..... T41	71-74-75-69	289	3,700
Don Pooley..... T2	70-69-71-70	280	74,666	Buddy Gardner..... T41	69-71-79-70	289	3,700
David Edwards..... 5	73-70-71-67	281	40,000	Joey Sindelar..... T41	73-70-74-72	289	3,700
Fred Couples..... T6	73-64-74-71	282	33,500	Bobby Wadkins..... T41	71-71-74-73	289	3,700
Bruce Lietzke..... T6	70-71-72-69	282	33,500	Ben Crenshaw..... T46	75-69-72-74	290	2,913
J.C. Snead..... T6	71-73-68-70	282	33,500	Bill Rogers..... T46	71-67-77-75	290	2,913
Ken Brown..... T9	68-72-69-74	283	24,000	Tim Simpson..... T46	73-71-74-72	290	2,913
Lennie Clements..... T9	69-68-74-72	283	24,000	Bruce Fleisher..... T49	74-70-77-70	291	2,405
Ed Fiori..... T9	72-71-71-69	283	24,000	Bob Gilder..... T49	70-75-75-71	291	2,405
Dave Rummells..... T9	74-71-70-68	283	24,000	Ernie Gonzalez..... T49	70-74-75-72	291	2,405
Scott Simpson..... T9	71-69-72-71	283	24,000	Scott Hoch..... T49	71-72-76-72	291	2,405
Mike Sullivan..... T9	73-68-76-66	283	24,000	Billy Kratzert..... T49	73-70-75-73	291	2,405
T.C. Chen..... T15	70-72-72-70	284	16,500	Dick Mast..... T49	73-70-77-71	291	2,405
Andy Dillard..... T15	72-70-71-71	284	16,500	Calvin Peete..... T49	72-70-78-71	291	2,405
Brad Faxon..... T15	76-67-70-71	284	16,500	Tom Sieckmann..... T49	68-71-81-71	291	2,405
Tom Watson..... T15	70-72-71-71	284	16,500	Jay Delsing..... T57	71-74-73-74	292	2,190
Phil Blackmar..... T19	67-73-74-71	285	13,000	Ken Green..... T57	74-71-72-75	292	2,190
David Graham..... T19	72-72-72-69	285	13,000	Mark Hayes..... T57	70-73-75-74	292	2,190
Gene Sauers..... T19	73-67-74-71	285	13,000	Mike Hulbert..... T57	75-69-75-73	292	2,190
Paul Azinger..... T22	73-72-72-69	286	8,775	Peter Jacobsen..... T57	73-71-75-73	292	2,190
Ronnie Black..... T22	74-70-69-73	286	8,775	Andrew Magee..... T57	70-74-76-72	292	2,190
Bernhard Langer..... T22	65-72-76-73	286	8,775	Blaine McCallister..... T57	72-72-74-74	292	2,190
Bob Murphy..... T22	72-70-71-73	286	8,775	Tom Purtzer..... T57	71-72-75-74	292	2,190
Jack Nicklaus..... T22	69-74-73-70	286	8,775	Hale Irwin..... T65	74-70-77-72	293	2,070
Tony Sills..... T22	70-69-77-70	286	8,775	Davis Love III..... T65	76-67-76-74	293	2,070
Craig Stadler..... T22	71-70-75-70	286	8,775	Mark Lye..... T65	72-72-77-72	293	2,070
Willie Wood..... T22	72-73-71-70	286	8,775	Jack Renner..... T65	72-72-74-75	293	2,070
David Frost..... T30	71-73-74-69	287	6,210	Dave Barr..... T69	75-70-74-75	294	1,990
Wayne Levi..... T30	69-72-74-72	287	6,210	Raymond Floyd..... T69	72-70-75-77	294	1,990
Mark McCumber..... T30	70-72-75-70	287	6,210.4	Bill Glasson..... T69	73-72-77-72	294	1,990
Mike Reid..... T30	71-72-71-73	287	6,210.4	Pat McGowan..... T69	70-73-78-73	294	1,990
Fuzzy Zoeller..... T30	73-69-73-72	287	6,210.4	Johnny Miller..... T73	72-73-76-74	295	1,920
Isao Aoki..... T35	73-71-70-74	288	4,824	Lonnie Nielsen..... T73	71-71-77-76	295	1,920
George Burns..... T35	71-71-73-73	288	4,824	Lance Ten Broeck..... T73	75-70-74-76	295	1,920
Mark Calcavecchia..... T35	69-70-73-76	288	4,824	Mike Donald..... T76	73-72-78-73	296	1,870
Donnie Hammond..... T35	73-71-73-71	288	4,824	Bob Tway..... T76	72-70-75-79	296	1,870
John Mahaffey..... T35	73-68-73-74	288	4,824	Dan Pohl..... 78	73-69-75-81	298	1,840
Corey Pavin..... T35	70-72-73-73	288	4,824	Nick Price..... 79	76-68-78-78	300	1,820

1988 Doral-Ryder Open

Doral Hotel and Country Club (Blue), Miami, FL
Par: 36-36-72 Yards: 6,939

Purse: \$1,000,000
March 3-6, 1988

LEADERS: First Round—Bobby Wadkins shot a 5-under-par 67 and led by one stroke over Chip Beck, Tom Kite, Jack Nicklaus and Larry Nelson. **Second Round**—Wadkins added another 67 for a 10-under-par 134. Beck, after a 68, was two strokes back at 8-under-par 136. Nicklaus was alone at 137. **Third Round**—Wadkins remained in front after a 70 for a 12-under-par 204. Beck was two strokes back at 206. Mark McCumber was in third place at 207.



CUT: 80 professionals at 2-over-par 146.

Winner: Ben Crenshaw 70-69-69-66 274 (14-under) \$180,000.00

Chip Beck..... T2	68-68-70-69	275	\$88,000	Tim Simpson..... T38	71-75-68-71	285	\$4,300
Mark McCumber..... T2	71-68-68-68	275	88,000	George Archer..... T43	75-70-72-69	286	3,045
Raymond Floyd..... 4	69-71-68-68	276	48,000	David Edwards..... T43	72-70-74-70	286	3,045
John Mahaffey..... T5	69-72-69-67	277	36,500	Jim Gallagher, Jr..... T43	77-68-72-69	286	3,045
Larry Nelson..... T5	68-71-70-68	277	36,500	Tommy Nakajima..... T43	69-74-69-74	286	3,045
Joey Sindelar..... T5	71-69-69-68	277	36,500	David Ogrin..... T43	75-70-70-71	286	3,045
Scott Hoch..... T8	72-70-68-68	278	29,000	Chris Perry..... T43	74-72-71-69	286	3,045
Bruce Lietzke..... T8	69-71-68-70	278	29,000	Dave Rummells..... T43	77-69-73-67	286	3,045
Gil Morgan..... T8	69-69-73-67	278	29,000	Richard Zokol..... T43	71-72-71-72	286	3,045
Ed Fiori..... T11	69-71-69-70	279	22,000	Ronnie Black..... T51	76-69-71-71	287	2,292
Tom Kite..... T11	68-70-73-68	279	22,000	BillyRay Brown..... T51	75-69-72-71	287	2,292
Craig Stadler..... T11	71-73-67-68	279	22,000	Russ Cochran..... T51	72-73-68-74	287	2,292
Robert Wrenn..... T11	70-68-72-69	279	22,000	Buddy Gardner..... T51	71-74-73-69	287	2,292
Sandy Lyle..... T15	70-71-67-72	280	17,500	Hale Irwin..... T51	74-70-72-71	287	2,292
Bobby Wadkins..... T15	67-67-70-76	280	17,500	Billy Kratzer..... T51	70-73-69-75	287	2,292
Dan Forsman..... T17	73-69-72-67	281	15,500	Andrew Magee..... T51	71-73-72-71	287	2,292
Ken Green..... T17	72-71-70-68	281	15,500	Bill Rogers..... T51	70-74-73-70	287	2,292
Paul Azinger..... T19	71-72-69-70	282	12,120	Gene Sauers..... T51	72-72-69-74	287	2,292
Ken Brown..... T19	74-72-70-66	282	12,120	Bob Tway..... T51	74-70-72-71	287	2,292
Fred Couples..... T19	72-72-69-69	282	12,120	D.A. Weibring..... T51	71-69-73-74	287	2,292
Wayne Grady..... T19	70-71-71-70	282	12,120	Ed Dougherty..... T63	71-73-70-74	288	2,160
Mark Lye..... T19	72-73-68-69	282	12,120	Isao Aoki..... T63	74-72-73-70	289	2,110
Phil Blackmar..... T24	73-70-71-69	283	7,914	Curt Byrum..... T63	76-70-73-70	289	2,110
Mike Hulbert..... T24	77-68-70-68	283	7,914	Hubert Green..... T63	74-71-75-69	289	2,110
Wayne Levi..... T24	71-74-70-68	283	7,914	Bob Murphy..... T63	72-74-68-75	289	2,110
Jack Nicklaus..... T24	68-69-71-75	283	7,914	Andy Bean..... T67	71-74-71-74	290	1,970
Mark O'Meara..... T24	71-70-74-68	283	7,914	Donnie Hammond..... T67	76-68-76-70	290	1,970
Mike Reid..... T24	71-70-72-70	283	7,914	Davis Love III..... T67	74-70-74-72	290	1,970
Jeff Sluman..... T24	71-70-69-73	283	7,914	Roger Maltbie..... T67	74-72-71-73	290	1,970
Dave Barr..... T31	73-71-68-72	284	5,671	Blaine McCallister..... T67	73-72-73-72	290	1,970
T.C. Chen..... T31	74-72-69-69	284	5,671	Hajime Meshiai..... T67	76-70-71-73	290	1,970
Lennie Clements..... T31	72-69-72-71	284	5,671	Bill Sander..... T67	73-67-71-79	290	1,970
Dick Mast..... T31	74-71-66-73	284	5,671	Lanny Wadkins..... T67	74-71-74-71	290	1,970
Mac O'Grady..... T31	71-73-70-70	284	5,671	Denis Watson..... T67	75-69-71-75	290	1,970
Dan Pohl..... T31	77-68-69-70	284	5,671	Willie Wood..... T67	72-71-72-75	290	1,970
J.C. Snead..... T31	70-73-71-70	284	5,671	Don Pooley..... 77	73-73-74-71	291	1,860
Fulton Allem..... T38	74-69-72-70	285	4,300	Bob Eastwood..... T78	74-71-74-74	293	1,830
Tom Byrum..... T38	74-68-73-70	285	4,300	Curtis Strange..... T78	71-72-78-72	293	1,830
Steve Elkington..... T38	70-71-72-72	285	4,300	Tony Sills..... 80	75-71-71-77	294	1,800
Morris Hatalsky..... T38	73-70-70-72	285	4,300				

1989 Doral-Ryder Open

Doral Hotel and Country Club (Blue), Miami, FL
Par: 36-36-72 Yards: 6,939

Purse: \$1,300,000
February 23-26, 1989

LEADERS: First Round—Mark Calcavecchia shot a 7-under-par 65 and led by two strokes over Ben Crenshaw. **Second Round**—Bill Glasson, after a first-day 71, had a 7-under-par 65 for an 8-under-par 136. He led by one over Wayne Levi and by two over Calcavecchia, Fred Couples, John Huston and Buddy Gardner. **Third Round**—Glasson birdied three of last four holes for a 67 and 13-under-par 203. Calcavecchia was at 204. Gardner and Bruce Lietzke were tied at 9-under-par 207.



CUT: 70 professionals at 3-over-par 147.

Winner: Bill Glasson 71-65-67-72 275 (13-under) \$234,000.00

Fred Couples	2	69-69-70-68	276	\$140,400	Kenny Knox	T33	75-70-71-70	286	\$6,722
Mark Calcavecchia	T3	65-73-66-74	278	67,600	Dave Rummells	T33	71-74-71-70	286	6,722
Bruce Lietzke	T3	68-71-68-71	278	67,600	Robert Wrenn	T33	71-73-73-69	286	6,722
Curtis Strange	T6	73-67-69-69	278	67,600	Brad Bryant	T40	72-69-72-74	287	5,330
John Huston	T6	69-69-70-71	279	43,550	Lon Hinkle	T40	69-74-74-70	287	5,330
Wayne Levi	T6	68-69-73-69	279	43,550	Hal Sutton	T40	71-71-77-68	287	5,330
Dan Pohl	T6	69-71-73-66	279	43,550	Isao Aoki	T43	71-75-72-70	288	3,958
Paul Azinger	T9	73-71-66-71	281	35,100	Billy Ray Brown	T43	74-71-73-70	288	3,958
Ben Crenshaw	T9	67-72-72-70	281	35,100	Curt Byrum	T43	72-74-73-69	288	3,958
Buddy Gardner	T9	70-68-69-74	281	35,100	Lennie Clements	T43	69-75-74-70	288	3,958
Dave Barr	T12	71-73-67-71	282	23,957	Mike Donald	T43	72-74-71-71	288	3,958
Jim Carter	T12	71-73-69-69	282	23,957	Raymond Floyd	T43	74-71-72-71	288	3,958
Steve Elkington	T12	69-72-68-73	282	23,957	Sandy Lyle	T43	74-71-71-72	288	3,958
Billy Mayfair	T12	75-72-69-66	282	23,957	Denis Watson	T43	72-71-73-72	288	3,958
Gil Morgan	T12	74-68-70-70	282	23,957	Bill Sander	51	69-75-74-71	289	3,198
David Ogrin	T12	71-71-69-71	282	23,957	Tommy Armour III	T52	73-72-74-71	290	3,048
Bob Tway	T12	69-72-71-70	282	23,957	Bob Eastwood	T52	73-71-74-72	290	3,048
Seve Ballesteros	T19	73-69-71-70	283	15,756	Brad Fabel	T52	70-77-71-72	290	3,048
T.C. Chen	T19	72-72-69-70	283	15,756	Tommy Nakajima	T52	78-69-68-75	290	3,048
Jay Haas	T19	72-73-72-66	283	15,756	George Archer	T56	73-74-74-70	291	2,925
Mark Lye	T19	75-72-66-70	283	15,756	Billy Casper	T56	72-74-73-72	291	2,925
Gene Sauers	T19	73-74-67-69	283	15,756	Morris Hatalsky	T56	73-74-72-72	291	2,925
Keith Clearwater	T24	72-71-68-73	284	10,790	Brian Tennyson	T56	73-71-73-74	291	2,925
Dan Halldorson	T24	70-69-74-71	284	10,790	Bob Estes	T60	72-75-72-73	292	2,821
Steve Jones	T24	70-74-71-69	284	10,790	Ted Schulz	T60	73-74-72-73	292	2,821
Nick Price	T24	72-73-73-66	284	10,790	Mark Wiebe	T60	72-75-74-71	292	2,821
Bobby Wadkins	T24	69-74-72-69	284	10,790	Willie Wood	T60	71-76-71-74	292	2,821
David Frost	T29	71-76-70-68	285	8,645	Lanny Wadkins	64	72-75-73-73	293	2,756
Mike Hulbert	T29	71-75-72-67	285	8,645	Brad Faxon	T65	70-71-79-74	294	2,717
John Inman	T29	74-71-72-68	285	8,645	Calvin Peete	T65	75-72-73-74	294	2,717
Mark O'Meara	T29	70-77-68-70	285	8,645	Hubert Green	67	71-74-75-76	296	2,678
Bobby Clampett	T33	70-73-71-72	286	6,722	Howard Twitty	68	73-73-74-78	298	2,652
David Edwards	T33	73-74-69-70	286	6,722	Jim Hallet	69	74-73-77-75	299	2,626
Ed Fiori	T33	69-73-74-70	286	6,722	Barry Jaeckel	70	71-74-82-73	300	2,600
Tom Kite	T33	69-73-69-75	286	6,722					

1990 Doral-Ryder Open

Doral Hotel and Country Club (Blue), Miami, FL
Par: 36-36-72 Yards: 6,939

Purse: \$1, 400,000
March 1-4, 1990

LEADERS: First Round—Jim Gallagher shot a 7-under-par 65 and led by one stroke over Mike Hulbert. There were 10 players at 67. **Second Round**—Paul Azinger and Fred Couples were tied at 10-under 134. Mark Calcavecchia was one stroke behind, with Tom Purtzer three back. **Third Round**—Azinger and Couples both added 70s for 12-under-par 204 and led by one over Mike Reid. Purtzer, Bob Tway and Tim Simpson were tied at 9-under 207.



CUT: 77 professionals at 1-over 145.

Winner: Greg Norman 68-73-70-62 273 (15-under) \$252,000.00

Paul Azinger..... T2	68-66-70-69	273	\$104,533	Billy Andrade..... T40	70-72-74-69	285	\$5,320
Mark Calcavecchia..... T2	68-67-73-65	273	104,533	Ed Fiori..... T40	72-71-70-72	285	5,320
Tim Simpson..... T2	70-71-66-66	273	104,533	Gary Koch..... T40	67-77-69-72	285	5,320
Tom Purtzer..... T5	67-70-70-68	275	53,200	Pat McGowan..... T40	69-75-69-72	285	5,320
Mike Reid..... T5	67-72-66-70	275	53,200	Rocco Mediate..... T40	71-71-74-69	285	5,320
Fred Couples..... 7	67-67-70-72	276	46,900	Duffy Waldorf..... T40	72-69-72-72	285	5,320
David Edwards..... T8	69-75-68-65	277	39,200	George Burns..... T46	71-73-75-67	286	3,598
Wayne Grady..... T8	69-71-71-66	277	39,200	Clark Burroughs..... T46	68-74-78-66	286	3,598
Ken Green..... T8	68-71-70-68	277	39,200	Bob Estes..... T46	71-74-72-69	286	3,598
Peter Jacobsen..... T8	68-72-72-65	277	39,200	Jim Gallagher, Jr..... T46	65-74-72-75	286	3,598
John Adams..... T12	68-74-73-65	280	28,350	Lon Hinkle..... T46	72-70-72-72	286	3,598
Ben Crenshaw..... T12	67-76-70-67	280	28,350	Mark O'Meara..... T46	73-70-74-69	286	3,598
Bruce Lietzke..... T12	73-72-68-67	280	28,350	Tom Sieckmann..... T46	73-67-75-71	286	3,598
Gil Morgan..... T12	68-74-69-69	280	28,350	Jeff Sluman..... T46	72-72-72-70	286	3,598
Gene Sauers..... T16	71-69-69-72	281	21,700	Craig Stadler..... T46	74-71-72-69	286	3,598
Ted Schulz..... T16	72-73-69-67	281	21,700	Tom Watson..... T46	70-73-71-72	286	3,598
Brian Tennyson..... T16	71-72-70-68	281	21,700	Jim Booros..... T56	72-71-75-69	287	3,080
Bob Tway..... T16	67-72-68-74	281	21,700	Billy Ray Brown..... T56	72-69-74-72	287	3,080
Fulton Allem..... T20	70-72-69-71	282	16,893	John Cook..... T56	67-71-73-76	287	3,080
Bill Britton..... T20	68-73-72-69	282	16,893	Mark Lye..... T56	72-72-73-70	287	3,080
Calvin Peete..... T20	75-68-70-69	282	16,893	Roger Maltbie..... T56	71-73-71-72	287	3,080
Phil Blackmar..... T23	67-71-75-70	283	11,515	Larry Nelson..... T56	75-70-74-68	287	3,080
Mark Brooks..... T23	74-70-69-70	283	11,515	Kenny Perry..... T56	71-72-75-69	287	3,080
Curt Byrum..... T23	70-70-72-71	283	11,515	Mike Sullivan..... T56	75-70-74-68	287	3,080
Clark Dennis..... T23	67-73-75-68	283	11,515	Scott Verplank..... T56	72-68-74-73	287	3,080
Steve Pate..... T23	72-71-74-66	283	11,515	Mike Donald..... T65	73-71-69-75	288	2,912
Peter Persons..... T23	71-71-68-73	283	11,515	John Inman..... T65	70-73-71-74	288	2,912
Payne Stewart..... T23	70-73-72-68	283	11,515	Paul Trittler..... T65	72-69-75-72	288	2,912
Doug Tewell..... T23	70-69-72-72	283	11,515	Andy Bean..... T68	72-73-74-70	289	2,814
Ian Baker-Finch..... T31	72-73-70-69	284	7,606	Steve Elkington..... T68	70-73-73-73	289	2,814
Jay Don Blake..... T31	72-73-71-68	284	7,606	Bob Lohr..... T68	77-68-71-73	289	2,814
Morris Hatafsky..... T31	72-70-73-69	284	7,606	Jack Nicklaus..... T68	68-72-75-74	289	2,814
Hale Irwin..... T31	67-73-73-71	284	7,606	Raymond Floyd..... T72	69-75-73-74	291	2,730
Andrew Magee..... T31	72-73-69-70	284	7,606	Nick Price..... T72	73-71-78-69	291	2,730
David Ogrin..... T31	71-71-72-70	284	7,606	Mike Hulbert..... 74	66-77-72-77	292	2,688
Don Shirey, Jr..... T31	69-74-74-67	284	7,606	Denis Watson..... 75	72-73-75-73	293	2,660
J.C. Snead..... T31	72-73-69-70	284	7,606	Webb Heintzelman..... T76	71-70-77-76	294	2,618
Bobby Wadkins..... T31	70-74-72-68	284	7,606	P.H. Horgan III..... T76	69-74-76-75	294	2,618

1991 Doral-Ryder Open

Doral Hotel and Country Club (Blue), Miami, FL
Par: 36-36-72 Yards: 6,939

Purse: \$1,400,000
February 28-March 3, 1991

LEADERS: First Round—Keith Clearwater, Jim Hallet, Rocco Mediate and Chip Beck were tied at 6-under-par 66. There were seven players tied at 67. **Second Round**—Kenny Perry, after an 8-under 64, moved in front with a total of 11-under 133. Jack Nicklaus, after a 63, was alone at 134. Andy Bean, Mark O'Meara, Russ Cochran and Mediate were tied at 136. **Third Round**—Bean added a 67 for a 13-under 203. Cochran and Mediate were tied at 12-under 204. Davis Love III and Mark Calcavecchia were tied at 9-under-par 207.



CUT: 76 professionals at 1-under 143.

Winner: Rocco Mediate 66-70-68-72 276 (12-under) \$252,000.00

Curtis Strange..... 2	69-68-72-67	276	\$151,200	Tom Eubank..... T36	68-73-72-78	291	\$6,310
Andy Bean..... T3	68-68-67-74	277	81,200	Greg Norman..... T36	71-71-75-74	291	6,310
Russ Cochran..... T3	69-67-68-73	277	81,200	Jim Thorpe..... T36	69-73-74-75	291	6,310
Davis Love III..... T5	71-68-68-72	279	53,200	Hale Irwin..... T43	70-69-76-77	292	4,760
Jack Nicklaus..... T5	71-63-75-70	279	53,200	Mark Lye..... T43	68-73-75-76	292	4,760
Mark Calcavecchia..... 7	68-70-69-73	280	46,900	Mike Reid..... T43	69-68-76-79	292	4,760
Lanny Wadkins..... 8	71-67-70-73	281	43,400	Jeff Sluman..... T43	72-70-75-75	292	4,760
Wayne Levi..... 9	67-70-71-74	282	40,600	Billy Andrade..... T47	69-72-75-77	293	3,552
Tom Sieckmann..... 10	68-72-71-72	283	37,800	Tom Byrum..... T47	75-67-73-78	293	3,552
Buddy Gardner..... T11	72-70-70-72	284	30,800	Keith Clearwater..... T47	66-73-76-78	293	3,552
Mike Hulbert..... T11	70-73-67-74	284	30,800	Brad Faxon..... T47	72-69-76-76	293	3,552
Mark O'Meara..... T11	67-69-74-74	284	30,800	Dan Forsman..... T47	67-76-71-79	293	3,552
Mike Smith..... T11	70-72-70-72	284	30,800	Blaine McCallister..... T47	71-72-73-77	293	3,552
Chip Beck..... T15	66-71-74-74	285	23,800	Mike Sullivan..... T47	72-70-71-80	293	3,552
Kenny Perry..... T15	69-64-75-77	285	23,800	Bobby Wadkins..... T47	71-72-74-76	293	3,552
Brian Tennyson..... T15	70-70-69-76	285	23,800	Dick Mast..... T55	69-69-75-81	294	3,192
Steve Elkington..... T18	71-69-72-74	286	18,256	Peter Persons..... T55	71-72-75-76	294	3,192
Nolan Henke..... T18	69-70-70-77	286	18,256	Greg Cerulli..... T55	67-70-76-81	294	3,192
Bernhard Langer..... T18	69-70-73-74	286	18,256	Jim Booros..... T58	71-71-76-77	295	3,038
Andrew Magee..... T18	72-67-70-77	286	18,256	David Canipe..... T58	69-70-76-80	295	3,038
Jim Hallet..... T18	66-74-71-75	286	18,256	Bobby Clampett..... T58	71-72-71-81	295	3,038
Ian Baker-Finch..... T23	69-70-72-76	287	14,000	John Cook..... T58	71-70-74-80	295	3,038
Ted Schulz..... T23	72-69-70-76	287	14,000	Dave Rummells..... T58	69-73-75-78	295	3,038
Brian Claar..... T25	71-69-72-76	288	10,686	Tim Simpson..... T58	68-71-75-81	295	3,038
Ben Crenshaw..... T25	68-71-76-73	288	10,686	Stan Utley..... T58	69-68-78-80	295	3,038
Kenny Knox..... T25	73-70-72-73	288	10,686	Neal Lancaster..... T58	71-71-76-77	295	3,038
Bruce Lietzke..... T25	69-73-71-75	288	10,686	Donnie Hammond..... T66	70-73-73-80	296	2,856
Tom Purtzer..... T25	67-72-75-74	288	10,686	Scott Hoch..... T66	68-74-76-78	296	2,856
Scott Simpson..... T25	68-73-72-75	288	10,686	Peter Jacobsen..... T66	71-71-74-80	296	2,856
John Mahaffey..... T31	71-71-72-75	289	8,890	Chris Perry..... T66	70-72-73-81	296	2,856
Doug Tewell..... T31	68-72-72-77	289	8,890	Howard Twitty..... T66	71-70-78-77	296	2,856
Gil Morgan..... T33	68-72-73-77	290	7,910	Jim Gallagher, Jr..... 71	71-72-75-79	297	2,772
Paul Trittler..... T33	69-74-72-75	290	7,910	Billy Ray Brown..... T72	67-75-75-81	298	2,716
Bob Wolcott..... T33	68-74-72-76	290	7,910	Bob Eastwood..... T72	74-68-78-78	298	2,716
Jay Don Blake..... T36	68-74-73-76	291	6,310	Jim McGovern..... T72	69-73-77-79	298	2,716
Curt Byrum..... T36	74-69-75-73	291	6,310	Ray Stewart..... 75	72-71-71-86	300	2,660
Mike Donald..... T36	72-70-73-76	291	6,310	Fred Funk..... 76	71-72-76-83	302	2,632
Bob Estes..... T36	70-73-76-72	291	6,310				

1992 Doral-Ryder Open

Doral Hotel and Country Club (Blue), Miami, FL
Par: 36-36-72 **Yards: 6,939**

Purse: \$1,400,000
March 5-8, 1992

LEADERS: First Round—Fred Couples, Steve Elkington, Loren Roberts and Mike Smith were tied at 6-under 66. Raymond Floyd was one of seven players tied at 5-under 67. **Second Round**—Floyd added another 67 for a 10-under 134 and led by one stroke over Keith Clearwater and Couples. **Third Round**—Floyd scored his third straight 67 for a 15-under 201. He led by three strokes over Larry Nelson and Couples, both at 204. Clearwater and Howard Twitty were at 11-under 205.



CUT: 81 professionals at even-par 144.

Winner: Raymond Floyd 67-67-67-70 271 (17-under) \$252,000.00

Keith Clearwater..... T2	68-67-70-68	273	\$123,200	Payne Stewart..... T37	71-69-73-70	283	\$6,020
Fred Couples..... T2	66-69-69-69	273	123,200	Jim McGovern..... T37	74-68-70-71	283	6,020
Ken Green..... T4	69-70-68-67	274	61,600	Billy Andrade..... T44	68-72-75-69	284	4,232
Davis Love III..... T4	71-68-68-67	274	61,600	Kelly Gibson..... T44	72-71-73-68	284	4,232
Howard Twitty..... 6	68-69-68-70	275	50,400	Billy Mayfair..... T44	70-71-73-70	284	4,232
Hale Irwin..... T7	70-66-70-70	276	42,175	Tom Sieckmann..... T44	73-70-71-70	284	4,232
Tom Kite..... T7	73-68-66-69	276	42,175	Mike Sullivan..... T44	74-69-68-73	284	4,232
Larry Nelson..... T7	68-71-65-72	276	42,175	Bob Tway..... T44	73-71-71-69	284	4,232
Mark O'Meara..... T7	70-71-65-70	276	42,175	Andy Bean..... T50	72-71-70-72	285	3,288
Mark Brooks..... T11	71-69-68-69	277	33,600	George Burns..... T50	70-71-70-74	285	3,288
Doug Tewell..... T11	72-69-68-68	277	33,600	John Daly..... T50	72-71-71-71	285	3,288
Ed Dougherty..... T13	73-70-69-66	278	25,480	Jim Gallagher, Jr..... T50	67-73-72-73	285	3,288
P.H. Horgan III..... T13	68-69-71-70	278	25,480	Sandy Lyle..... T50	72-71-71-71	285	3,288
Tom Lehman..... T13	68-71-71-68	278	25,480	Peter Persons..... T50	72-69-72-72	285	3,288
Wayne Levi..... T13	71-70-66-71	278	25,480	Tim Simpson..... T50	75-69-68-73	285	3,288
Jim Woodward..... T13	71-70-69-68	278	25,480	Mike Standly..... T50	72-70-71-72	285	3,288
Jay Don Blake..... T18	68-71-68-72	279	14,903	Bruce Zabriski..... T50	69-74-72-70	285	3,288
Ben Crenshaw..... T18	67-69-71-72	279	14,903	Ronnie Black..... T59	71-73-70-72	286	3,024
John Huston..... T18	72-70-69-68	279	14,903	Brad Bryant..... T59	70-74-69-73	286	3,024
Bruce Lietzke..... T18	74-70-69-66	279	14,903	Michael Cuning..... T59	74-70-71-71	286	3,024
Andrew Magee..... T18	72-68-69-70	279	14,903	Ed Humenik..... T59	72-71-71-72	286	3,024
David Peoples..... T18	70-71-68-70	279	14,903	Gil Morgan..... T59	74-70-72-70	286	3,024
Dan Pohl..... T18	68-72-72-67	279	14,903	Dudley Hart..... T59	70-71-75-70	286	3,024
Loren Roberts..... T18	66-75-71-67	279	14,903	Chris Tucker..... T59	73-70-72-71	286	3,024
Curtis Strange..... T18	67-72-75-65	279	14,903	Ernie Gonzalez..... T66	71-72-73-71	287	2,884
Scott Gump..... T18	73-70-67-69	279	14,903	David Toms..... T66	74-70-70-73	287	2,884
Jim Hallet..... T18	70-72-68-69	279	14,903	Bobby Wadkins..... T66	67-77-74-69	287	2,884
Jay Delsing..... T29	71-72-69-68	280	9,520	Mark Calcavecchia..... T69	71-69-74-74	288	2,814
Mike Hulbert..... T29	72-72-65-71	280	9,520	Tom Weiskopf..... T69	71-72-71-74	288	2,814
Lance Ten Broeck..... T29	68-72-70-70	280	9,520	Russ Cochran..... T71	70-73-76-70	289	2,744
Joey Sindelar..... T32	69-71-69-72	281	8,102	Kenny Knox..... T71	75-69-70-75	289	2,744
Jeff Sluman..... T32	69-68-73-71	281	8,102	Kenny Perry..... T71	74-70-74-71	289	2,744
Duffy Waldorf..... T32	67-73-74-67	281	8,102	Morris Hatalsky..... T74	74-69-72-75	290	2,674
Neal Lancaster..... T32	72-72-68-69	281	8,102	Jodie Mudd..... T74	72-69-77-72	290	2,674
Steve Elkington..... 36	66-71-74-71	282	7,210	Bart Bryant..... T76	69-75-77-70	291	2,604
Chip Beck..... T37	70-70-74-69	283	6,020	Fred Funk..... T76	67-72-75-77	291	2,604
Billy Ray Brown..... T37	69-69-72-73	283	6,020	Rocco Mediate..... T76	72-72-73-74	291	2,604
Olin Browne..... T37	70-73-68-72	283	6,020	Phil Blackmar..... 79	72-69-74-77	292	2,548
Chris Perry..... T37	72-69-71-71	283	6,020	Dan Forsman..... 80	73-71-75-75	294	2,520
Mike Smith..... T37	66-72-73-72	283	6,020	Hideki Kase..... 81	75-69-71-81	296	2,492

1993 Doral-Ryder Open

Doral Resort and Country Club (Blue), Miami, FL
Par: 36-36-72 Yards: 6,939

Purse: \$1,400,000
March 4-7, 1993

LEADERS: First Round—Greg Norman, with a 7-under-par 65, held a one-shot lead over Tom Kite and Dave Rummells. **Second Round**—Norman and Paul Azinger, at 11-under-par 133, were a stroke in front of David Frost. **Third Round**—Norman, after a course record-tying 62, was at 21-under-par 195, good for a six-stroke advantage over Azinger.



CUT: 76 professionals at 1-under-par 143.

Winner: Greg Norman 65-68-62-70 265 (23-under) \$252,000.00

Paul Azinger..... T2	67-66-68-68	269	\$123,200	Dillard Pruitt..... T38	73-67-69-73	282	\$5,740
Mark McCumber..... T2	69-67-66-67	269	123,200	Tom Watson..... T38	68-71-69-74	282	5,740
David Frost..... 4	70-64-68-68	270	67,200	Richard Zokol..... T38	71-71-74-66	282	5,740
Sandy Lyle..... 5	69-67-68-68	272	56,000	Jim McGovern..... T38	70-68-73-71	282	5,740
Fred Couples..... T6	68-67-71-67	273	48,650	Neal Lancaster..... T38	69-70-72-71	282	5,740
Nick Faldo..... T6	72-65-70-66	273	48,650	Tom Purtzer..... T45	68-69-72-74	283	4,099
Tom Kite..... 8	66-73-69-67	275	43,400	Jeff Sluman..... T45	72-71-70-70	283	4,099
Scott Hoch..... 9	71-67-69-69	276	40,600	Lanny Wadkins..... T45	70-70-71-72	283	4,099
John Adams..... T10	72-67-70-68	277	31,033	Steve Lamontagne..... T45	73-70-70-70	283	4,099
Chip Beck..... T10	70-72-72-63	277	31,033	Brian Henninger..... T45	69-71-69-74	283	4,099
Steve Elkington..... T10	68-72-67-70	277	31,033	Gil Morgan..... T50	71-70-69-74	284	3,444
Ed Humenik..... T10	67-71-69-70	277	31,033	Doug Tewell..... T50	69-73-70-72	284	3,444
Lee Janzen..... T10	71-71-70-65	277	31,033	Duffy Waldorf..... T50	73-70-69-72	284	3,444
Jack Nicklaus..... T10	69-68-67-73	277	31,033	Dan Halldorson..... T53	70-73-70-72	285	3,241
Kelly Gibson..... T16	73-69-68-68	278	19,005	Davis Love III..... T53	75-67-73-70	285	3,241
Bill Glasson..... T16	70-69-69-70	278	19,005	Eddie Pearce..... T53	69-69-74-73	285	3,241
Wayne Grady..... T16	71-68-70-69	278	19,005	Curtis Strange..... T53	71-71-70-73	285	3,241
Ken Green..... T16	69-70-68-71	278	19,005	John Huston..... T57	70-72-73-71	286	3,122
Andrew Magee..... T16	71-69-69-69	278	19,005	David Jackson..... T57	70-69-75-72	286	3,122
Kenny Perry..... T16	71-69-70-68	278	19,005	Mark Lye..... T57	74-68-74-70	286	3,122
Nick Price..... T16	70-71-67-70	278	19,005	Mark Carnevale..... T57	71-71-71-73	286	3,122
Payne Stewart..... T16	74-67-69-68	278	19,005	Ronnie Black..... T61	72-70-73-72	287	2,996
Mark Calcavecchia..... T24	77-65-67-70	279	11,620	Bob Lohr..... T61	69-74-73-71	287	2,996
Peter Jacobsen..... T24	68-67-74-70	279	11,620	Marco Dawson..... T61	73-68-75-71	287	2,996
Billy Mayfair..... T24	74-67-67-71	279	11,620	Gary Nicklaus..... T61	72-69-73-73	287	2,996
Dave Rummells..... T24	66-72-74-67	279	11,620	Mike Malizia..... T61	76-66-73-72	287	2,996
Mike Standly..... T24	70-70-66-73	279	11,620	Billy Andrade..... T66	73-68-71-76	288	2,870
Keith Clearwater..... T29	71-65-69-75	280	9,310	Larry Nelson..... T66	71-71-71-75	288	2,870
John Daly..... T29	70-69-69-72	280	9,310	Bob Tway..... T66	73-70-79-66	288	2,870
Bruce Lietzke..... T29	71-66-75-68	280	9,310	Tim Crockett..... T66	73-66-74-75	288	2,870
Rocco Mediate..... T29	70-66-69-75	280	9,310	Lance Ten Broeck..... T70	70-73-71-75	289	2,786
Dave Barr..... T33	71-71-68-71	281	7,560	Greg Cerulli..... T70	70-73-73-73	289	2,786
Billy Ray Brown..... T33	69-72-75-65	281	7,560	Robin Freeman..... T72	68-72-71-79	290	2,716
Brian Claar..... T33	70-71-71-69	281	7,560	Tom Shaw..... T72	74-69-75-72	290	2,716
Raymond Floyd..... T33	72-70-68-71	281	7,560	Robert Wrenn..... T72	68-69-76-77	290	2,716
Ted Tryba..... T33	71-70-71-69	281	7,560	Andy Bean..... 75	70-73-69-79	291	2,660
Jay Don Blake..... T38	69-72-70-71	282	5,740	Paul Trittler..... 76	72-71-79-72	294	2,632
Jim Gallagher, Jr..... T38	73-69-72-68	282	5,740				

1994 Doral-Ryder Open

Doral Resort and Country Club (Blue), Miami, FL
Par: 36-36-72 Yards: 6,939

Purse: \$1,400,000
March 3-6, 1994

LEADERS: First Round—Jim Thorpe and Raymond Floyd, at 4-under-par 68, led by one stroke over Dick Mast. **Second Round**—Larry Nelson, with a 7-under-par 137 total, led by one over Mast, John Huston and Billy Andrade. **Third Round**—Andrade, at 12-under-par 204, led by two over Nelson.



CUT: 77 professionals at 4-over-par 148.

Winner: John Huston 70-68-70-66 274 (14-under) \$252,000.00

Billy Andrade	T2	70-68-66-73	277	\$123,200	Brian Claar	T39	75-69-71-73	288	\$5,600
Brad Bryant	T2	70-69-69-69	277	123,200	Keith Clearwater.....	T39	75-73-72-68	288	5,600
Lennie Clements	T4	72-70-66-71	279	57,866	Tom Purtzer	T39	72-72-70-74	288	5,600
Jim Thorpe	T4	68-72-68-71	279	57,866	Bob Tway	T39	71-73-71-73	288	5,600
D.A. Weibring	T4	74-69-65-71	279	57,866	Mark Carnevale	T39	72-72-72-72	288	5,600
Bruce Lietzke	T7	74-69-71-67	281	43,633	Bruce Fleisher	T45	77-71-68-73	289	4,214
Greg Norman	T7	71-74-69-67	281	43,633	Ken Green	T45	72-73-73-71	289	4,214
Loren Roberts.....	T7	73-70-69-69	281	43,633	Kenny Perry	T45	73-73-71-72	289	4,214
Mike Hulbert	T10	72-74-70-66	282	35,000	Tom Watson	T45	73-74-71-71	289	4,214
Mark McCumber.....	T10	76-69-68-69	282	35,000	Mark Brooks.....	T49	73-74-72-71	290	3,344
Larry Nelson.....	T10	73-64-69-76	282	35,000	Ed Dougherty	T49	76-71-73-70	290	3,344
Raymond Floyd.....	T13	68-76-69-70	283	27,066	Rick Fehr.....	T49	77-71-72-70	290	3,344
Curtis Strange.....	T13	73-72-70-68	283	27,066	Bob Gilder	T49	74-73-70-73	290	3,344
Mike Sullivan.....	T13	71-75-71-66	283	27,066	Mark O'Meara	T49	77-71-68-74	290	3,344
Mark Calcavecchia	T16	74-72-68-70	284	19,640	Mike Reid	T49	73-75-75-67	290	3,344
Tom Kite	T16	72-73-69-70	284	19,640	Larry Rinker.....	T49	73-73-72-72	290	3,344
Andrew Magee.....	T16	75-73-69-67	284	19,640	Ted Tryba	T49	75-73-69-73	290	3,344
Dick Mast.....	T16	69-69-74-72	284	19,640	Paul Goydos	T49	72-74-71-73	290	3,344
Joe Ozaki.....	T16	75-69-71-69	284	19,640	Fred Funk.....	T58	73-71-72-75	291	3,108
Jeff Sluman	T16	74-71-70-69	284	19,640	Neal Lancaster.....	T58	71-71-77-72	291	3,108
Bob Burns.....	T16	70-73-69-72	284	19,640	John Morse.....	T58	74-73-74-70	291	3,108
Chip Beck	T23	74-71-68-72	285	12,880	Steve Elkington	T61	76-70-74-72	292	2,954
Jay Don Blake.....	T23	74-71-69-71	285	12,880	Ed Fiori	T61	75-71-73-73	292	2,954
David Frost.....	T23	74-70-69-72	285	12,880	Steve Lowery	T61	74-72-72-74	292	2,954
Craig Stadler.....	T23	71-73-69-72	285	12,880	David Peoples	T61	72-76-73-71	292	2,954
Michael Bradley.....	T27	75-68-74-69	286	9,520	Lanny Wadkins	T61	79-67-71-75	292	2,954
Scott Hoch.....	T27	72-73-67-74	286	9,520	Jim Woodward	T61	74-73-72-73	292	2,954
Bob Lohr.....	T27	72-72-73-69	286	9,520	Steve Stricker	T61	73-69-78-72	292	2,954
Gene Sauers	T27	72-74-69-71	286	9,520	Tom Cleaver.....	T61	75-71-73-73	292	2,954
Hal Sutton.....	T27	76-71-67-72	286	9,520	Davis Love III.....	T69	75-68-73-77	293	2,800
Jim McGovern	T27	75-70-68-73	286	9,520	David Toms	T69	72-75-75-71	293	2,800
Jesper Parnevik	T27	73-72-71-70	286	9,520	Richard Zokol	T69	76-71-74-72	293	2,800
Ben Crenshaw.....	T34	73-70-73-71	287	7,224	Nick Price.....	T72	75-73-73-73	294	2,716
David Edwards.....	T34	70-76-71-70	287	7,224	Dillard Pruitt.....	T72	73-73-76-72	294	2,716
Gary Hallberg.....	T34	71-73-72-71	287	7,224	Paul Trittler	T72	77-71-72-74	294	2,716
Lee Janzen.....	T34	74-74-68-71	287	7,224	Brandel Chamblee	T75	72-75-75-73	295	2,646
Jim Furyk.....	T34	72-73-70-72	287	7,224	Vijay Singh.....	T75	72-74-71-78	295	2,646
Dave Barr	T39	78-70-70-70	288	5,600					

1995 Doral-Ryder Open

Doral Resort and Country Club (Blue), Miami, FL
Par: 36-36-72 Yards: 6,939

Purse: \$150,000
March 2-5, 1995

LEADERS: First Round—Davis Love III, Steve Lowery and Scott Verplank, with 7-under-par 65s, led by one over Fulton Allem and Tom Kite. **Second Round**—Love, at 10-under-par 134, led by one over Russ Cochran. **Third Round**—Peter Jacobsen and Greg Norman, at 15-under 201, led by three over Nick Faldo and Love.



CUT: 78 professionals at 1-under-par 143.

Winner: Nick Faldo 67-71-66-69 273 (15-under) \$270,000.00

Peter Jacobsen	T2	68-69-64-73	274	\$132,000	Bernhard Langer	T40	69-71-71-72	283	\$6,150
Greg Norman	T2	68-68-65-73	274	132,000	Dillard Pruitt	T40	70-69-71-73	283	6,150
Steve Elkington	T4	67-72-67-69	275	62,000	Bruce Vaughan	T40	70-69-71-73	283	6,150
Davis Love III	T4	65-69-70-71	275	62,000	Curt Byrum	T43	71-69-72-72	284	4,383
Justin Leonard	T4	68-68-71-68	275	62,000	David Edwards	T43	73-69-68-74	284	4,383
Hale Irwin	T7	70-70-67-69	276	48,375	Skip Kendall	T43	69-73-69-73	284	4,383
Woody Austin	T7	66-71-68-71	276	48,375	Billy Mayfair	T43	70-71-71-72	284	4,383
Steve Stricker	9	70-68-71-68	277	43,500	Loren Roberts	T43	70-71-70-73	284	4,383
Steve Lowery	T10	65-72-73-68	278	39,000	Curtis Strange	T43	72-71-67-74	284	4,383
Mark O'Meara	T10	69-72-66-71	278	39,000	Grant Waite	T43	71-71-65-77	284	4,383
Fulton Allem	T12	66-71-68-74	279	29,400	Scott Gump	T43	71-69-68-76	284	4,383
Michael Bradley	T12	70-73-67-69	279	29,400	Jim McGovern	T43	72-71-66-75	284	4,383
Mark McCumber	T12	70-71-69-69	279	29,400	Chris DiMarco	T43	71-71-70-72	284	4,383
Jeff Sluman	T12	69-67-70-73	279	29,400	Bruce Fleisher	T53	73-69-71-72	285	3,456
Vijay Singh	T12	70-70-67-72	279	29,400	Andrew Magee	T53	70-68-74-73	285	3,456
Lennie Clements	T17	70-70-67-73	280	17,700	Bobby Wadkins	T53	70-72-67-76	285	3,456
Raymond Floyd	T17	72-71-68-69	280	17,700	Mike Heinen	T53	68-75-73-69	285	3,456
Bill Glasson	T17	68-68-70-74	280	17,700	Paul Stankowski	T53	70-73-71-71	285	3,456
Jay Haas	T17	69-69-70-72	280	17,700	Paul Azinger	T58	70-72-72-72	286	3,240
Joe Ozaki	T17	68-68-72-72	280	17,700	Jay Don Blake	T58	72-67-70-77	286	3,240
Scott Verplank	T17	65-76-70-69	280	17,700	John Daly	T58	71-69-72-74	286	3,240
Ernie Els	T17	74-67-70-69	280	17,700	Chris Perry	T58	71-71-72-72	286	3,240
Dudley Hart	T17	71-67-68-74	280	17,700	Gene Sauers	T58	70-70-74-72	286	3,240
Colin Montgomerie	T17	72-68-68-72	280	17,700	Lanny Wadkins	T58	72-71-67-76	286	3,240
David Duval	T17	67-72-68-73	280	17,700	Mark Wiebe	T58	70-73-71-72	286	3,240
Jim Carter	T27	72-65-70-74	281	10,425	Neal Lancaster	T58	71-72-69-74	286	3,240
Russ Cochran	T27	71-64-71-75	281	10,425	Jim Furyk	T58	70-71-71-74	286	3,240
Mike Hulbert	T27	71-70-70-70	281	10,425	Clark Dennis	T67	71-72-71-73	287	3,045
John Huston	T27	73-69-65-74	281	10,425	Mike Standly	T67	73-67-71-76	287	3,045
Harry Taylor	T27	71-67-69-74	281	10,425	Bob Tway	T67	74-67-70-76	287	3,045
Jesper Parnevik	T27	71-66-74-70	281	10,425	John Morse	T67	70-70-72-75	287	3,045
Mark Calcavecchia	T33	69-74-70-69	282	7,757	Tom Kite	71	66-73-71-78	288	2,970
Brian Claar	T33	68-75-69-70	282	7,757	Robert Gamez	T72	70-69-73-77	289	2,910
Fred Funk	T33	70-72-70-70	282	7,757	Brian Henninger	T72	71-72-70-76	289	2,910
Jim Gallagher, Jr.	T33	71-68-71-72	282	7,757	Dave Stockton, Jr.	T72	71-70-71-77	289	2,910
Hal Sutton	T33	68-71-66-77	282	7,757	Billy Andrade	75	69-70-75-76	290	2,850
Tray Tyner	T33	69-68-73-72	282	7,757	Payne Stewart	76	68-74-76-74	292	2,820
D.A. Weibring	T33	71-70-67-74	282	7,757	Richard Sadler	77	72-69-76-77	294	2,790

1996 Doral-Ryder Open

Doral Resort & Spa (Blue), Miami, FL
Par: 36-36-72 Yards: 6,939

Purse: \$1,800,000
February 29-March 3, 1996

LEADERS: First Round—Lee Janzen opened with a 9-under-par 63 and led Michael Bradley by one stroke and Curt Byrum by two strokes. **Second Round**—Joe Ozaki, at 10-under-par 134, led by one over Bradley and two over Vijay Singh and Greg Norman. **Third Round**—Singh and Norman were tied at 13-under-par 203. Ozaki and Bradley trailed by two strokes.



CUT: 77 professionals at even-par 144.

Winner: Greg Norman 67-69-67-66 269 (19-under) \$324,000.00

Michael Bradley..... T2	64-71-70-66	271	\$158,400	Phil Mickelson..... T38	72-68-74-70	284	\$7,920
Vijay Singh..... T2	70-66-67-68	271	158,400	Justin Leonard..... T38	69-69-73-73	284	7,920
Fulton Allem..... T4	67-71-70-66	274	79,200	Curt Byrum..... T42	65-76-70-74	285	5,791
Jerry Kelly..... T4	67-71-69-67	274	79,200	David Frost..... T42	69-72-73-71	285	5,791
Jay Haas..... T6	72-68-68-67	275	62,550	Bruce Lietzke..... T42	72-72-70-71	285	5,791
Joe Ozaki..... T6	69-65-71-70	275	62,550	Andrew Magee..... T42	71-73-68-73	285	5,791
Lennie Clements..... T8	71-67-68-71	277	46,800	Mike Springer..... T42	68-76-66-75	285	5,791
Raymond Floyd..... T8	68-70-71-68	277	46,800	Bob Tway..... T42	69-75-71-70	285	5,791
Larry Nelson..... T8	66-73-71-67	277	46,800	Scott Gump..... T42	72-71-70-72	285	5,791
Jeff Sluman..... T8	66-71-72-68	277	46,800	Omar Uresti..... T42	66-78-71-70	285	5,791
Patrick Burke..... T8	67-73-68-69	277	46,800	John Adams..... T50	68-75-70-73	286	4,252
Jesper Parnevik..... T8	68-71-69-69	277	46,800	Mark Brooks..... T50	72-72-71-71	286	4,252
Keith Clearwater..... T14	72-67-69-70	278	30,600	Lee Janzen..... T50	63-76-72-75	286	4,252
Wayne Levi..... T14	69-73-71-65	278	30,600	Billy Mayfair..... T50	75-69-70-72	286	4,252
John Morse..... T14	68-71-67-72	278	30,600	Blaine McCallister..... T50	68-71-72-75	286	4,252
Glen Day..... T14	66-73-68-71	278	30,600	Hal Sutton..... T50	71-72-72-71	286	4,252
Mike Brisky..... T14	66-73-68-71	278	30,600	Bobby Wadkins..... T50	75-68-71-72	286	4,252
Ben Crenshaw..... 19	68-71-68-72	279	25,200	Paul Goydos..... T50	71-73-73-69	286	4,252
Phil Blackmar..... T20	69-72-69-70	280	20,232	Fred Couples..... T58	75-68-71-73	287	3,960
Steve Jones..... T20	70-72-72-66	280	20,232	Peter Jacobsen..... T58	71-72-73-71	287	3,960
Nick Price..... T20	73-69-70-68	280	20,232	Curtis Strange..... T58	74-70-74-69	287	3,960
Loren Roberts..... T20	69-73-68-70	280	20,232	Tommy Tolles..... T58	69-75-73-70	287	3,960
Scott Verplank..... T20	66-74-69-71	280	20,232	Jim Furyk..... T58	70-74-72-71	287	3,960
Rick Fehr..... T25	68-71-70-72	281	14,700	Chip Beck..... T63	73-70-75-70	288	3,834
Bob Lohr..... T25	70-70-73-68	281	14,700	Lee Rinker..... T63	70-74-71-73	288	3,834
Corey Pavin..... T25	66-72-71-72	281	14,700	Keith Fergus..... T65	71-73-73-72	289	3,726
John Cook..... T28	72-68-70-72	282	11,970	Robert Gamez..... T65	72-71-76-70	289	3,726
Steve Elkington..... T28	71-71-72-68	282	11,970	Mark Wiebe..... T65	71-73-75-70	289	3,726
Nick Faldo..... T28	72-68-70-72	282	11,970	Dicky Pride..... T65	69-74-73-73	289	3,726
Nolan Henke..... T28	68-70-74-70	282	11,970	David Edwards..... T69	70-73-74-73	290	3,600
Marco Dawson..... T28	69-71-70-72	282	11,970	Grant Waite..... T69	69-74-75-72	290	3,600
Woody Austin..... T28	69-71-71-71	282	11,970	Stuart Appleby..... T69	71-72-74-73	290	3,600
Fred Funk..... T34	72-71-69-71	283	9,495	Brandel Chamblee..... T72	73-70-74-74	291	3,510
John Inman..... T34	71-69-72-71	283	9,495	Mike Heinen..... T72	73-71-76-71	291	3,510
Rocco Mediate..... T34	69-72-70-72	283	9,495	Mark Calcavecchia..... T74	71-71-78-73	293	3,438
Tom Scherrer..... T34	67-73-73-70	283	9,495	Lanny Wadkins..... T74	71-73-75-74	293	3,438
Kelly Gibson..... T38	66-76-69-73	284	7,920	David Toms..... 76	69-74-78-75	296	3,384
Tom Kite..... T38	72-70-74-68	284	7,920	Steve Schneiter..... 77	73-71-76-80	300	3,348

1997 Doral-Ryder Open

Doral Resort & Spa (Blue), Miami, FL
Par: 36-36-72 Yards: 6,939

Purse: \$1,800,000
March 6-9, 1997

LEADERS: First Round—Skip Kendall opened with a 7-under-par 65. Greg Norman, Bob Tway and Lee Rinker trailed by one. **Second Round**—Duval and Norman, at 10-under 134, led by one over Nick Price. Steve Elkington was two back. **Third Round**—Duval, at 12-under 204, held a one-stroke lead over Price. Elkington trailed by two.



CUT: 72 professionals and 1 amateur at even-par 144.

Winner: Steve Elkington 70-66-70-69 275 (13-under) \$324,000.00

Larry Nelson.....	T2	72-66-69-70	277	\$158,400	Craig Parry.....	T36	70-70-74-75	289	\$8,662
Nick Price.....	T2	68-67-70-72	277	158,400	John Maginnes.....	T36	71-70-74-74	289	8,662
David Duval.....	4	68-66-70-74	278	86,400	Keith Clearwater.....	T40	71-72-71-76	290	7,200
Fulton Allem.....	T5	70-70-70-70	280	65,700	Nick Faldo.....	T40	71-68-75-76	290	7,200
Ronnie Black.....	T5	67-71-70-72	280	65,700	Bill Glasson.....	T40	71-73-71-75	290	7,200
Robert Damron.....	T5	72-66-71-71	280	65,700	Brett Quigley.....	T40	70-72-76-72	290	7,200
Brad Bryant.....	8	69-70-74-68	281	55,800	Robert Floyd.....	T40	71-68-75-76	290	Amateur
Wayne Levi.....	T9	70-72-68-72	282	46,800	Robin Freeman.....	T45	70-74-72-75	291	5,594
Greg Norman.....	T9	66-68-74-74	282	46,800	Sandy Lyle.....	T45	67-71-78-75	291	5,594
Craig Stadler.....	T9	71-72-67-72	282	46,800	Clarence Rose.....	T45	74-69-74-74	291	5,594
Bob Tway.....	T9	66-71-70-75	282	46,800	Glen Day.....	T45	70-73-76-72	291	5,594
Jay Haas.....	T13	67-72-74-70	283	33,750	Jim Furyk.....	T45	72-71-74-74	291	5,594
Billy Mayfair.....	T13	70-67-77-69	283	33,750	Mark Brooks.....	T50	72-72-74-74	292	4,398
Chris Perry.....	T13	71-67-72-73	283	33,750	Kelly Gibson.....	T50	69-74-76-73	292	4,398
Vijay Singh.....	T13	72-72-69-70	283	33,750	Joey Sindelar.....	T50	72-72-75-73	292	4,398
Mike Brisky.....	17	70-71-72-71	284	28,800	Scott Verplank.....	T50	73-71-73-75	292	4,398
Michael Bradley.....	T18	70-71-76-68	285	26,100	Paul Goydos.....	T50	69-74-73-76	292	4,398
Doug Martin.....	T18	67-71-74-73	285	26,100	David Berganio, Jr.....	T50	69-75-71-77	292	4,398
Phil Blackmar.....	T20	73-70-73-70	286	18,157	Russ Cochran.....	T56	71-70-77-75	293	4,068
Peter Jacobsen.....	T20	70-71-68-77	286	18,157	Raymond Floyd.....	T56	69-74-76-74	293	4,068
Phil Mickelson.....	T20	69-68-71-78	286	18,157	Skip Kendall.....	T56	65-76-76-76	293	4,068
Ted Tryba.....	T20	70-69-72-75	286	18,157	Mark O'Meara.....	T56	75-69-74-75	293	4,068
Scott Gump.....	T20	71-68-76-71	286	18,157	Pete Jordan.....	T56	70-73-73-77	293	4,068
Jerry Kelly.....	T20	71-70-69-76	286	18,157	Bruce Lietzke.....	T61	69-70-72-83	294	3,906
Colin Montgomerie.....	T20	69-69-73-75	286	18,157	Tom Purtzer.....	T61	72-71-75-76	294	3,906
Stewart Cink.....	T20	67-74-71-74	286	18,157	Tommy Tolles.....	T61	68-71-79-76	294	3,906
Billy Andrade.....	T28	68-71-74-74	287	11,712	Michael Christie.....	T61	71-71-71-81	294	3,906
Steve Lowery.....	T28	72-71-69-75	287	11,712	Grant Waite.....	65	72-68-76-79	295	3,816
Kenny Perry.....	T28	71-72-72-72	287	11,712	Dan Forsman.....	T66	74-69-72-81	296	3,762
Larry Rinker.....	T28	69-72-72-74	287	11,712	John Morse.....	T66	70-72-76-78	296	3,762
Lee Rinker.....	T28	66-74-72-75	287	11,712	Joe Ozaki.....	T68	70-72-76-79	297	3,690
Neal Lancaster.....	T28	74-69-70-74	287	11,712	David Toms.....	T68	70-73-78-76	297	3,690
Jesper Parnevik.....	T28	72-66-74-75	287	11,712	Hal Sutton.....	70	70-71-76-81	298	3,636
Scott Hoch.....	35	71-73-70-74	288	9,720	Jeff Sluman.....	T71	72-68-78-81	299	3,582
Jim Carter.....	T36	72-72-73-72	289	8,662	Pat Bates.....	T71	70-72-77-80	299	3,582
John Cook.....	T36	70-73-72-74	289	8,662	Andrew Magee.....	73	72-72-81-78	303	3,528

1998 Doral-Ryder Open

Doral Resort & Spa (Blue), Miami, FL
Par: 36-36-72 Yards: 7,125

Purse: \$2,000,000
March 5-8, 1998

LEADERS: First Round—Mike Brisky, Ronnie Black, Mark Calcavecchia, Bob Tway and Curtis Strange shared the lead at 4-under-par 68. **Second Round**—Tim Herron, Michael Bradley and John Cook were tied for the lead at 7-under-par 137. **Third Round**—Bradley, at 9-under-par 207, led Stewart Cink by two strokes. Billy Mayfair, Brisky and Tiger Woods were three back.



CUT: 75 professionals at 1-over-par.

Winner: Michael Bradley 71-66-70-71 278 (10-under) \$360,000.00

John Huston..... T2	70-69-73-67	279	\$176,000	Hal Sutton..... T36	69-74-74-72	289	\$9,420
Billy Mayfair..... T2	72-70-68-69	279	176,000	Bobby Wadkins..... T36	75-70-70-74	289	9,420
Vijay Singh..... T4	71-68-72-70	281	82,666	Andy Bean..... T41	70-74-71-75	290	7,400
Mike Brisky..... T4	68-71-71-71	281	82,666	Nolan Henke..... T41	72-70-75-73	290	7,400
Stewart Cink..... T4	70-68-71-72	281	82,666	Curtis Strange..... T41	68-71-75-76	290	7,400
Scott Hoch..... T7	72-66-74-70	282	64,500	Lee Porter..... T41	69-71-76-74	290	7,400
Davis Lovell..... T7	73-72-70-67	282	64,500	Michael Christie..... T41	71-71-75-73	290	7,400
John Cook..... T9	71-66-74-72	283	48,000	Jim Carter..... T46	69-72-76-74	291	5,348
Len Mattiace..... T9	73-67-72-71	283	48,000	Kenny Perry..... T46	70-71-77-73	291	5,348
Bob Tway..... T9	68-71-72-72	283	48,000	Larry Rinker..... T46	73-70-75-73	291	5,348
Tiger Woods..... T9	70-69-71-73	283	48,000	Clarence Rose..... T46	73-71-73-74	291	5,348
Jim Furyk..... T9	77-62-73-71	283	48,000	Chris DiMarco..... T46	73-71-74-73	291	5,348
Tim Herron..... T9	70-67-76-70	283	48,000	Mike Weir..... T46	71-69-77-74	291	5,348
Paul Azinger..... T15	73-71-69-72	285	31,000	Harrison Frazer..... T46	71-72-73-75	291	5,348
Raymond Floyd..... T15	71-68-73-73	285	31,000	R.W. Eaks..... T53	73-71-77-71	292	4,608
P.H. Horgan III..... T15	71-70-70-74	285	31,000	Chris Perry..... T53	72-69-77-74	292	4,608
Lee Rinker..... T15	71-72-71-71	285	31,000	Scott Gump..... T53	73-72-72-75	292	4,608
Ted Tryba..... T15	71-70-73-71	285	31,000	Jeff Gallagher..... T53	74-67-79-72	292	4,608
Dudley Hart..... T15	71-70-73-71	285	31,000	Sonny Skinner..... T53	71-72-73-76	292	4,608
Ronnie Black..... T21	68-71-74-73	286	23,200	Nick Faldo..... T58	72-70-74-77	293	4,420
Bernhard Langer..... T21	70-70-73-73	286	23,200	Bob Gilder..... T58	70-73-74-76	293	4,420
Olin Browne..... T23	73-70-75-69	287	16,857	Jack Nicklaus..... T58	70-74-72-77	293	4,420
Fred Funk..... T23	72-73-71-71	287	16,857	John Morse..... T58	70-71-76-76	293	4,420
Rocco Mediate..... T23	71-67-73-76	287	16,857	Kelly Gibson..... T62	76-67-78-73	294	4,260
Joey Sindelar..... T23	71-69-72-75	287	16,857	Bruce Lietzke..... T62	71-74-73-76	294	4,260
Neal Lancaster..... T23	70-71-76-70	287	16,857	Grant Waite..... T62	76-69-75-74	294	4,260
Tommy Tolles..... T23	69-72-72-74	287	16,857	Richie Coughlan..... T62	74-68-77-75	294	4,260
David Duval..... T23	70-72-73-72	287	16,857	Kent Jones..... T66	72-70-78-75	295	4,160
Mark Calcavecchia..... T30	68-75-73-72	288	12,150	Ed Fiori..... T67	74-70-76-76	296	4,080
Bob Friend..... T30	72-71-71-74	288	12,150	Wayne Grady..... T67	73-71-77-75	296	4,080
Doug Martin..... T30	69-71-77-71	288	12,150	David Sutherland..... T67	76-66-78-76	296	4,080
Blaine McCallister..... T30	74-70-72-72	288	12,150	Sandy Lyle..... T70	71-74-74-78	297	4,000
Jesper Parnevik..... T30	75-69-70-74	288	12,150	Chris Smith..... T71	74-70-74-80	298	3,920
Stuart Appleby..... T30	70-74-72-72	288	12,150	Steve Stricker..... T71	77-68-75-78	298	3,920
Jay Haas..... T36	72-68-73-76	289	9,420	Guy Hill..... T71	74-71-76-77	298	3,920
Nick Price..... T36	71-70-77-71	289	9,420	Mike San Filippo..... T74	71-72-76-80	299	3,840
Jeff Sluman..... T36	76-68-73-72	289	9,420	Frank Lickliter II..... T75	76-69-79-79	303	3,800

1999 Doral-Ryder Open

Doral Resort & Spa (Blue), Miami, FL
Par: 36-36-72 Yards: 7,125

Purse: \$3,000,000
March 4-7, 1999

LEADERS: First Round—Franklin Langham, Tommy Armour III, Bob Burns and Scott Dunlap shared the lead at 5-under 67. Nine players trailed by one stroke. **Second Round**—Greg Kraft, at 9-under 135, led Ernie Els and Greg Chalmers by two strokes. **Third Round**—Kraft, after a 2-under 70, was at 11-under-par 205. Els and Glen Day trailed by two strokes.



CUT: 82 professionals at even-par 144.

Winner: Steve Elkington 72-70-69-64 275 (13-under) \$540,000.00

Greg Kraft..... 2	68-67-70-71	276	\$320,400	Briny Baird..... T34	70-74-69-70	283	\$10,389
Tommy Armour III T3	67-71-71-68	277	130,530	Olin Browne..... T44	68-71-73-72	284	8,670
Jay Haas T3	70-69-70-68	277	130,530	Jim Gallagher Jr. T44	71-71-70-72	284	8,670
David Toms T3	70-73-67-67	277	130,530	Chris Perry..... T44	73-71-73-67	284	8,670
Scott Dunlap T3	67-72-69-69	277	130,530	Chris Smith..... T44	72-72-71-69	284	8,670
Ernie Els T3	71-66-70-70	277	130,530	Eric Booker T44	69-73-71-71	284	8,670
Danny Briggs..... T8	71-72-68-67	278	90,000	Mike Weir T44	71-71-68-74	284	8,670
P.H. Horgan III T8	69-70-71-68	278	90,000	Jay Williamson T44	70-71-75-68	284	8,670
Nick Price T10	72-69-70-68	279	60,900	Robert Damron..... T44	72-72-71-69	284	8,670
Glen Day..... T10	69-71-67-72	279	60,900	Robert Gamez T52	70-73-72-70	285	6,996
Guy Hill..... T10	71-69-70-69	279	60,900	Bruce Lietzke..... T52	71-73-69-72	285	6,996
Greg Chalmers T10	71-66-72-70	279	60,900	Scott Verplank T52	70-69-72-74	285	6,996
Gabriel Hjertstedt T10	69-72-71-67	279	60,900	Scott Gump T52	72-72-70-71	285	6,996
Bob Tway T15	72-71-68-69	280	40,950	Jonathan Kaye..... T52	69-75-72-69	285	6,996
Neal Lancaster..... T15	71-72-72-65	280	40,950	Emlyn Aubrey..... T57	69-71-72-74	286	6,660
Justin Leonard T15	72-69-68-71	280	40,950	Nolan Henke T57	71-70-74-71	286	6,660
Jesper Parnevik T15	71-70-70-69	280	40,950	Skip Kendall T57	71-73-72-70	286	6,660
Billy Andrade T15	72-70-68-71	281	20,900	Jerry Kelly T57	71-70-74-71	286	6,660
Andy Bean T19	70-69-69-73	281	20,900	Stewart Cink T57	72-72-71-71	286	6,660
Billy Mayfair..... T19	72-71-68-70	281	20,900	Michael Bradley..... T62	74-68-74-71	287	6,330
Greg Norman T19	71-73-68-69	281	20,900	Mike Hulbert T62	73-71-72-71	287	6,330
Joey Sindelar T19	69-73-70-69	281	20,900	Bernhard Langer T62	71-73-71-72	287	6,330
Craig Stadler T19	72-71-67-71	281	20,900	Sean Murphy T62	68-74-73-72	287	6,330
Geoffrey Sisk T19	68-72-72-69	281	20,900	Bob Burns T62	67-72-71-77	287	6,330
Tom Scherrer T19	70-72-70-69	281	20,900	Ted Purdy T62	72-70-75-70	287	6,330
Kent Jones T19	70-68-71-72	281	20,900	Jim Carter T68	72-72-74-70	288	6,090
Chris Riley T19	68-72-69-72	281	20,900	Lee Rinker T68	72-71-74-71	288	6,090
Patrik Sjoland..... T19	72-71-69-69	281	20,900	JayDon Blake..... T70	69-73-76-71	289	5,910
Joe Ogilvie T19	71-69-71-70	281	20,900	Chris DiMarco..... T70	69-72-77-71	289	5,910
David Frost T31	72-71-71-68	282	10,860	Harrison Frazer..... T70	70-74-73-72	289	5,910
Franklin Langham..... T31	67-76-72-67	282	10,860	Rory Sabbatini T70	73-71-76-69	289	5,910
Doug Barron T31	68-71-72-71	282	10,860	Oscar Serna T74	73-69-79-69	290	5,730
Russ Cochran T34	70-72-73-68	283	10,389	Rich Beem T74	70-74-75-71	290	5,730
Fred Funk T34	68-71-73-71	283	10,389	Chip Beck T76	71-73-75-72	291	5,610
Scott Hoch..... T34	74-70-72-67	283	10,389	Ed Fiori T76	71-72-74-74	291	5,610
Esteban Toledo T34	68-70-71-74	283	10,389	Mark Calcavecchia T78	68-73-75-76	292	5,460
Pete Jordan..... T34	70-70-70-73	283	10,389	Woody Austin T78	73-71-72-76	292	5,460
Tommy Tolles..... T34	71-70-74-68	283	10,389	Thomas Bjorn..... T78	72-71-75-74	292	5,460
Doug Dunakey..... T34	71-70-73-69	283	10,389	John Elliott..... 81	72-72-73-76	293	5,340
Ty Armstrong T34	71-69-71-72	283	10,389	Raymond Floyd..... 82	73-71-78-74	296	5,280
Craig Barlow T34	70-73-71-69	283	10,389				

2000 Doral-Ryder Open

Doral Golf Resort & Spa (Blue), Miami, FL
Par: 36-36-72 **Yards: 7,125**

Purse: \$3,000,000
March 2-5, 2000

LEADERS: First Round—Harrison Frazar, Vijay Singh, Bruce Lietzke and Jim Furyk shared the lead at 7-under 65, one stroke better than six other players. **Second Round**—A 9-under-par 63 lifted Franklin Langham to 15-under 129 and into a three-stroke lead over Stephen Ames, Shigekii Maruyama, Furyk and Singh. **Third Round**—Langham, at 19-under 197 led Furyk by three strokes. Ames trailed by four, with Maruyama five behind.



CUT: 72 professionals and 1 amateur at 3-under-par 141.

Winner: Jim Furyk 65-67-68-65 265 (23-under) \$540,000.00

Franklin Langham..... 2	66-63-68-70	267	\$324,000	Joel Edwards..... T36	69-72-67-72	280	\$12,916
Nick Price..... 3	66-71-66-67	270	204,000	John Huston..... T36	68-67-74-71	280	12,916
David Duval..... T4	71-64-70-66	271	132,000	Bernhard Langer..... T36	66-69-72-73	280	12,916
Shigeki Maruyama..... T4	67-65-70-69	271	132,000	Mike Springer..... T36	71-70-70-69	280	12,916
Russ Cochran..... T6	69-67-69-67	272	104,250	Esteban Toledo..... T36	68-68-73-71	280	12,916
Scott Verplank..... T6	67-69-68-68	272	104,250	Vijay Singh..... T36	65-67-73-75	280	12,916
Stephen Ames..... 8	71-61-69-72	273	93,000	Brad Elder..... T36	71-69-70-70	280	12,916
Jay Don Blake..... T9	69-70-71-64	274	81,000	David Toms..... T45	70-70-71-70	281	8,580
Bruce Lietzke..... T9	65-70-69-70	274	81,000	Scott Gump..... T45	71-70-74-66	281	8,580
Edward Fryatt..... T9	75-62-71-66	274	81,000	Bob May..... T45	68-66-74-73	281	8,580
Greg Norman..... T12	68-70-68-69	275	63,000	Jimmy Green..... T45	70-71-69-71	281	8,580
Robert Allenby..... T12	69-67-68-71	275	63,000	Brian Gay..... T45	70-71-69-71	281	8,580
Robert Damron..... T12	72-67-65-71	275	63,000	Greg Chalmers..... T45	69-72-70-70	281	8,580
Jim Carter..... T15	71-65-71-69	276	46,500	Ronnie Black..... T51	68-73-71-70	282	6,946
J.L. Lewis..... T15	70-65-70-71	276	46,500	Olin Browne..... T51	69-68-71-74	282	6,946
Chris Perry..... T15	67-70-73-66	276	46,500	Trevor Dodds..... T51	71-70-70-71	282	6,946
Bob Tway..... T15	66-68-71-71	276	46,500	David Edwards..... T51	70-69-69-74	282	6,946
Ernie Els..... T15	67-68-71-70	276	46,500	Dick Mast..... T51	68-66-73-75	282	6,946
Harrison Frazar..... T15	65-69-70-72	276	46,500	Kenny Perry..... T51	70-70-73-69	282	6,946
Nick Faldo..... T21	69-72-70-66	277	27,400	Sean Murphy..... T51	71-70-69-72	282	6,946
Bob Friend..... T21	68-71-68-70	277	27,400	Jean VanDeVelde..... T51	69-71-71-71	282	6,946
Jay Haas..... T21	71-67-68-71	277	27,400	Tommy Tolles..... T51	67-72-73-70	282	6,946
Phil Mickelson..... T21	66-73-68-70	277	27,400	Rick Fehr..... T60	69-72-69-73	283	6,480
David Peoples..... T21	70-66-69-72	277	27,400	Fred Funk..... T60	70-71-70-72	283	6,480
Jeff Sluman..... T21	67-69-71-70	277	27,400	Bob Heintz..... T60	68-70-74-71	283	6,480
Ted Tryba..... T21	68-70-67-72	277	27,400	Steven Young..... T60	72-69-74-68	283	6,480
Frank Nobile..... T21	73-63-69-72	277	27,400	John Restino..... T60	71-67-71-74	283	6,480
K.J. Choi..... T21	74-66-71-66	277	27,400	Fulton Allem..... T65	72-68-74-70	284	6,210
Scott Hoch..... T30	67-66-74-71	278	19,500	Brad Faxon..... T65	66-68-71-79	284	6,210
Pete Jordan..... T30	69-67-74-68	278	19,500	Bobby Gage..... T65	69-71-72-72	284	6,210
Woody Austin..... T30	68-71-70-69	278	19,500	Jason Caron..... T65	71-69-74-70	284	6,210
Len Mattiace..... T33	72-68-70-69	279	16,950	Chris DiMarco..... T69	72-69-70-74	285	6,030
Jerry Smith..... T33	67-68-72-72	279	16,950	John Maginnes..... T69	73-68-71-73	285	6,030
Retief Goosen..... T33	67-67-72-73	279	16,950	Dicky Pride..... 71	70-71-75-70	286	5,940
Billy Andrade..... T36	70-69-71-70	280	12,916	Erik Compton..... 72	72-69-78-71	290	Amateur
Mark Brooks..... T36	69-70-69-72	280	12,916	Mark Calcavecchia..... 73	70-71-71-79	291	5,880

2001 Genuity Championship

Doral Golf Resort & Spa (Blue), Miami, FL
Par: 36-36-72 **Yards: 7,125**

Purse: \$4,500,000
March 1-4, 2001

LEADERS: First Round—Mike Weir fired a career-low 10-under 62 to take a two-stroke lead over Glen Day and Stewart Cink. **Second Round**—Cink added a 66 to move to 14-under and led Hal Sutton and Weir by two strokes. **Third Round**—Weir sat at 15-under 201 and held a one-stroke lead over Sutton. Davis Love III and Jeff Sluman were three back.



CUT: 80 professionals at 3-under 141.

Winner: Joe Durant 68-70-67-65 270 (18-under) \$810,000.00

Mike Weir	2	62-70-69-71	272	\$486,000	Bernhard Langer	T40	68-70-73-73	284	\$15,363
Jeff Sluman	T3	69-66-69-70	274	234,000	Steve Lowery	T40	68-73-69-74	284	15,363
Hal Sutton	T3	66-66-70-72	274	234,000	Pete Jordan	T40	69-71-70-74	284	15,363
Vijay Singh	T3	70-71-66-67	274	234,000	Craig Kanada	T40	67-71-70-76	284	15,363
Davis Love III	6	65-70-69-71	275	162,000	Glen Hnatiuk	T40	72-69-68-75	284	15,363
Nick Price	7	71-68-71-67	277	150,750	Matt Gogel	T40	71-70-71-72	284	15,363
Billy Andrade	T8	67-67-74-70	278	126,000	Hidemichi Tanaka	T40	71-69-72-72	284	15,363
Bob Estes	T8	68-69-71-70	278	126,000	Steve Allan	T40	69-72-72-71	284	15,363
Chris Smith	T8	69-66-76-67	278	126,000	Paul Gow	T40	67-73-71-73	284	15,363
Lee Porter	T8	69-69-69-71	278	126,000	Ronnie Black	T50	70-70-74-71	285	10,631
Scott Verplank	T12	67-71-69-72	279	88,200	Joel Edwards	T50	68-69-75-73	285	10,631
Esteban Toledo	T12	70-69-68-72	279	88,200	Fred Funk	T50	72-68-68-77	285	10,631
Craig Barlow	T12	67-70-70-72	279	88,200	John Huston	T50	69-72-70-74	285	10,631
Stewart Cink	T12	64-66-75-74	279	88,200	Neal Lancaster	T50	73-64-75-73	285	10,631
Greg Chalmers	T12	67-66-75-71	279	88,200	Frank Nobilo	T50	72-68-78-67	285	10,631
Ben Bates	T17	67-69-72-72	280	65,250	Robert Allenby	T50	66-67-75-77	285	10,631
Billy Mayfair	T17	68-69-71-72	280	65,250	Joe Ogilvie	T50	67-72-76-70	285	10,631
Jim Furyk	T17	69-72-66-73	280	65,250	Bob Tway	T58	69-70-71-76	286	9,900
Jesper Parnevik	T17	68-70-71-71	280	65,250	Steve Flesch	T58	65-72-78-71	286	9,900
Lee Janzen	T21	67-67-77-70	281	48,600	Justin Leonard	T58	71-70-73-72	286	9,900
David Toms	T21	73-68-71-69	281	48,600	Mike Sposa	T58	68-73-72-73	286	9,900
Glen Day	T21	64-71-74-72	281	48,600	Harrison Frazar	T58	65-71-81-69	286	9,900
Geoff Ogilvy	T21	72-67-69-73	281	48,600	Jim Carter	T63	68-68-75-76	287	9,270
Brandel Chamblee	T25	73-65-72-72	282	32,200	Kenny Perry	T63	68-72-74-73	287	9,270
Skip Kendall	T25	68-73-69-72	282	32,200	Larry Rinker	T63	68-70-75-74	287	9,270
J.L. Lewis	T25	69-69-71-73	282	32,200	David Duval	T63	69-69-77-72	287	9,270
Chris Perry	T25	71-68-70-73	282	32,200	Shigeki Maruyama	T63	70-66-74-77	287	9,270
Grant Waite	T25	70-65-73-74	282	32,200	David Morland IV	T63	69-71-75-72	287	9,270
Ernie Els	T25	66-71-72-73	282	32,200	Edward Fryatt	T63	70-68-79-70	287	9,270
Jerry Kelly	T25	69-69-71-73	282	32,200	Briny Baird	T63	71-70-75-71	287	9,270
Robert Damron	T25	69-72-71-70	282	32,200	Mathew Goggin	T63	68-71-74-74	287	9,270
K.J. Choi	T25	65-72-73-72	282	32,200	Russ Cochran	T72	69-71-72-76	288	8,640
Greg Kraft	T34	67-72-69-75	283	22,725	Nick Faldo	T72	72-69-75-72	288	8,640
Steve Stricker	T34	69-72-70-72	283	22,725	John Riegger	T72	69-71-71-77	288	8,640
Cameron Beckman	T34	69-71-71-72	283	22,725	Shaun Micheel	T72	68-69-75-76	288	8,640
Brian Gay	T34	71-70-69-73	283	22,725	Doug Dunakey	T72	74-67-78-69	288	8,640
Stuart Appleby	T34	67-72-74-70	283	22,725	Chris Riley	T77	70-69-75-75	289	8,325
Brad Elder	T34	69-72-73-69	283	22,725	Kaname Yokoo	T77	66-75-76-72	289	8,325
Steve Elkington	T40	68-70-73-73	284	15,363	Andy Bean	79	66-74-77-77	294	8,190

2002 Genuity Championship

Doral Golf Resort & Spa (Blue), Miami, FL
Par: 36-36-72 Yards: 7,125

Purse: \$4,700,000
February 28-March 3, 2002

LEADERS: First Round—Chris DiMarco fired a 7-under-par 65 to take a one-stroke lead over Vijay Singh, Ernie Els, Steve Allan and Greg Kraft. **Second Round**—Els added a 67 to move to 11-under 133 and led Briny Baird by two strokes. Rich Beem, Skip Kendall, Tiger Woods, Justin Leonard and Peter Lonard were three back. **Third Round**—Els improved his lead to eight strokes with a 6-under 66 to put him at 17-under 199. Woods and Lonard were at 9-under 207.



CUT: 83 professionals at even-par 144.

Winner: Ernie Els 66-67-66-72 271 (17-under) \$846,000.00

Tiger Woods	2	67-70-70-66	273	\$507,600	David Peoples	T41	70-73-71-74	288	\$14,877
Peter Lonard.....	3	70-67-70-70	277	319,600	Chris Smith.....	T41	68-74-74-72	288	14,877
Rich Beem.....	4	69-68-72-70	279	225,600	Bob Tway.....	T41	68-71-75-74	288	14,877
Steve Elkington.....	T5	67-71-74-68	280	159,330	Grant Waite.....	T41	72-68-75-73	288	14,877
Nick Price.....	T5	69-69-75-67	280	159,330	Brian Watts.....	T41	69-73-74-72	288	14,877
Vijay Singh.....	T5	66-73-70-71	280	159,330	Greg Kraft.....	T41	66-75-74-73	288	14,877
Craig Perks.....	T5	71-68-70-71	280	159,330	Neal Lancaster.....	T41	71-71-76-70	288	14,877
Angel Cabrera.....	T5	72-70-71-67	280	159,330	Bob Burns.....	T41	71-73-72-72	288	14,877
Jesper Parnevik.....	10	71-67-72-71	281	126,900	Erik Compton.....	T41	71-70-78-69	288	14,877
Paul Azinger.....	T11	69-72-71-70	282	108,100	Tommy Armour III.....	T52	67-72-71-79	289	10,798
Justin Leonard.....	T11	67-70-72-73	282	108,100	Jay Don Blake.....	T52	70-73-69-77	289	10,798
Pat Perez.....	T11	69-69-75-69	282	108,100	Joey Sindelar.....	T52	71-71-76-71	289	10,798
Fred Funk.....	T14	68-72-71-72	283	86,950	Duffy Waldorf.....	T52	69-72-78-70	289	10,798
Craig Parry.....	T14	68-72-71-72	283	86,950	Spike McRoy.....	T52	69-75-70-75	289	10,798
Len Mattiace.....	T16	70-69-74-71	284	63,802	Lee Porter.....	T52	67-72-77-73	289	10,798
David Toms.....	T16	67-74-75-68	284	63,802	Mike Sposa.....	T52	69-73-75-72	289	10,798
Steve Stricker.....	T16	71-72-73-68	284	63,802	Charles Howell III.....	T52	69-72-73-75	289	10,798
Mike Weir.....	T16	70-71-73-70	284	63,802	Dudley Hart.....	T60	69-74-76-71	290	10,246
Ian Leggatt.....	T16	71-67-73-73	284	63,802	Carlos Franco.....	T60	69-73-72-76	290	10,246
Tom Scherrer.....	T16	71-71-69-73	284	63,802	Paul Claxton.....	T60	70-71-73-76	290	10,246
Briny Baird.....	T16	69-66-78-71	284	63,802	Andrew Magee.....	T63	68-74-77-72	291	9,917
Steve Allan.....	T16	66-73-71-74	284	63,802	Shaun Micheel.....	T63	67-76-79-69	291	9,917
Jay Haas.....	T24	70-70-73-72	285	35,563	David Gossett.....	T63	69-73-76-73	291	9,917
Skip Kendall.....	T24	67-70-77-71	285	35,563	James Driscoll.....	T63	72-72-73-74	291	9,917
Brian Bateman.....	T24	71-71-74-69	285	35,563	Brandel Chamblee.....	T67	70-73-77-72	292	9,447
Brent Geiberger.....	T24	69-70-75-71	285	35,563	Jerry Smith.....	T67	72-72-78-70	292	9,447
Shigeki Maruyama.....	T24	67-72-74-72	285	35,563	Chris DiMarco.....	T67	65-79-75-73	292	9,447
Brian Gay.....	T24	74-70-71-70	285	35,563	Rod Pampling.....	T67	74-70-76-72	292	9,447
Robert Damron.....	T24	68-73-73-71	285	35,563	Greg Chalmers.....	T67	69-71-78-74	292	9,447
Stewart Cink.....	T24	67-74-74-70	285	35,563	J.J. Henry.....	T67	68-76-77-71	292	9,447
Ben Crane.....	T24	71-73-69-72	285	35,563	Tom Pernice, Jr.....	T73	73-69-79-72	293	9,024
Greg Norman.....	T33	71-73-71-71	286	25,380	Hal Sutton.....	T73	69-74-76-74	293	9,024
Stuart Appleby.....	T33	68-70-73-75	286	25,380	Brandt Jobe.....	T73	70-72-75-76	293	9,024
Sergio Garcia.....	T33	73-70-71-72	286	25,380	John Huston.....	T76	70-73-80-71	294	8,695
Paul Gow.....	T33	73-69-71-73	286	25,380	Per-Ulrik Johansson.....	T76	69-75-75-75	294	8,695
Luke Donald.....	T33	68-75-72-71	286	25,380	Edward Fryatt.....	T76	72-70-79-73	294	8,695
Lee Janzen.....	T38	68-71-77-71	287	21,150	Brent Schwarzrock.....	T76	70-74-74-76	294	8,695
Stephen Ames.....	T38	70-74-72-71	287	21,150	Tim Petrovic.....	80	68-72-80-75	295	8,460
Geoff Ogilvy.....	T38	78-65-76-68	287	21,150	Deane Pappas.....	81	69-74-78-75	296	8,366
Steve Lowery.....	T41	73-71-72-72	288	14,877	Brad Elder.....	82	71-71-83-73	298	8,272
Billy Mayfair.....	T41	69-75-71-73	288	14,877	John Rollins.....	83	73-70-81-75	299	8,178

2003 Ford Championship at Doral

Doral Golf Resort & Spa (Blue), Miami, FL
Par: 36-36-72 **Yards: 7,125**

Purse: \$5,000,000
March 6-10, 2003

LEADERS: First Round—Rod Pampling posted an 8-under 64 and led Bob Tway by one stroke. Scott Hoch and Thomas Levet were two back. **Second Round**—Tway was at 11-under 133 and led Jim Furyk by one. Pampling and Carlos Franco were two back. **Third Round**—Hoch and Tway were at 14-under 202. Franco and Furyk were two off the pace.



CUT: 86 professionals at 1-under 143.

Winner: Scott Hoch 66-70-66-69 271 (17-under) \$900,000.00

Jim Furyk.....	2	68-66-69-68	271	\$540,000	Brett Quigley.....	T40	71-69-68-73	281	\$18,000
Bob Tway.....	3	65-68-69-71	273	340,000	Spike McRoy.....	T40	72-69-69-71	281	18,000
Tim Petrovic.....	4	70-72-65-67	274	240,000	J.P. Hayes.....	T40	71-68-69-73	281	18,000
Kenny Perry.....	T5	69-71-71-64	275	182,500	K.J. Choi.....	T40	73-68-69-71	281	18,000
Heath Slocum.....	T5	68-71-69-67	275	182,500	Jay Haas.....	T48	73-69-67-73	282	12,566
Jonathan Byrd.....	T5	75-68-66-66	275	182,500	Lee Janzen.....	T48	72-67-72-71	282	12,566
Skip Kendall.....	T8	68-74-65-69	276	140,000	Nick Price.....	T48	70-73-69-70	282	12,566
Shaun Micheel.....	T8	67-72-70-67	276	140,000	Scott Verplank.....	T48	72-71-71-68	282	12,566
Cliff Kresge.....	T8	71-66-68-71	276	140,000	Tim Herron.....	T48	71-70-70-71	282	12,566
Rod Pampling.....	T8	64-71-70-71	276	140,000	Greg Chalmers.....	T48	73-70-68-71	282	12,566
Davis Love III.....	T12	69-73-67-68	277	110,000	Billy Andrade.....	T54	70-73-69-71	283	11,150
Mark Wilson.....	T12	71-71-68-67	277	110,000	Fred Funk.....	T54	69-74-72-68	283	11,150
John Huston.....	T14	74-68-68-68	278	77,500	Peter Jacobsen.....	T54	74-66-71-72	283	11,150
Tom Pernice, Jr.....	T14	70-68-72-68	278	77,500	Gene Sauers.....	T54	71-72-70-70	283	11,150
Mike Weir.....	T14	70-67-67-74	278	77,500	Glen Hnatik.....	T54	75-67-72-69	283	11,150
Dean Wilson.....	T14	75-66-67-70	278	77,500	John Maginnes.....	T54	69-69-75-70	283	11,150
Carlos Franco.....	T14	67-68-68-75	278	77,500	Per-Ulrik Johansson.....	T54	69-70-70-74	283	11,150
Aaron Barber.....	T14	72-71-67-68	278	77,500	Thomas Levet.....	T54	66-74-71-72	283	11,150
Patrick Sheehan.....	T14	72-69-69-68	278	77,500	Stuart Appleby.....	T54	69-71-70-73	283	11,150
J.J. Henry.....	T14	69-70-72-67	278	77,500	David Gossett.....	T54	69-71-73-70	283	11,150
Jeff Sluman.....	T22	70-69-68-72	279	48,000	Olin Browne.....	T64	69-69-70-76	284	10,150
Brian Watts.....	T22	69-71-71-68	279	48,000	Nick Faldo.....	T64	71-70-69-74	284	10,150
Neal Lancaster.....	T22	69-69-70-71	279	48,000	Donnie Hammond.....	T64	70-73-67-74	284	10,150
Woody Austin.....	T22	71-68-70-70	279	48,000	Len Mattiace.....	T64	71-67-74-72	284	10,150
Glen Day.....	T22	69-72-68-70	279	48,000	Mike Sposa.....	T64	74-67-67-76	284	10,150
Steve Elkington.....	T27	69-69-71-71	280	29,961	Carl Paulson.....	T64	68-71-71-74	284	10,150
Robert Gamez.....	T27	70-68-68-74	280	29,961	Scott Laycock.....	T64	72-71-74-67	284	10,150
Billy Mayfair.....	T27	68-72-65-75	280	29,961	Brenden Pappas.....	T64	73-69-73-69	284	10,150
Stephen Ames.....	T27	68-69-73-70	280	29,961	Joel Kribel.....	T64	71-72-69-72	284	10,150
Matt Peterson.....	T27	68-70-70-72	280	29,961	Luke Donald.....	T64	71-72-70-71	284	10,150
Paul Goydos.....	T27	69-71-68-72	280	29,961	Hal Sutton.....	T74	75-67-71-72	285	9,500
Pat Bates.....	T27	71-70-67-72	280	29,961	Chris Anderson.....	T74	69-73-74-69	285	9,500
Mike Heinen.....	T27	70-71-68-71	280	29,961	Hank Kuehne.....	T74	70-71-72-72	285	9,500
Brent Geiberger.....	T27	67-70-71-72	280	29,961	Mark Brooks.....	T77	69-74-71-72	286	9,200
Jose Coceres.....	T27	68-71-70-71	280	29,961	Craig Barlow.....	T77	71-72-75-68	286	9,200
Garrett Willis.....	T27	76-67-70-67	280	29,961	Hidemichi Tanaka.....	T77	71-67-73-75	286	9,200
John Senden.....	T27	69-68-69-74	280	29,961	John E. Morgan.....	80	72-69-72-74	287	9,000
Ben Crane.....	T27	69-69-72-70	280	29,961	Chris DiMarco.....	81	76-67-71-75	289	8,900
Mark Calcavecchia.....	T40	73-68-68-72	281	18,000	Craig Perks.....	82	70-71-74-75	290	8,800
Loren Roberts.....	T40	74-67-69-71	281	18,000	Steven Alker.....	83	72-70-73-76	291	8,700
Marco Dawson.....	T40	67-71-74-69	281	18,000	Steve Stricker.....	T84	70-73-75-75	293	8,550
Esteban Toledo.....	T40	68-74-68-71	281	18,000	Brian Gay.....	T84	72-71-76-74	293	8,550

2004 Ford Championship at Doral

Doral Golf Resort & Spa (Blue), Miami, FL
Par: 36-36-72 **Yards: 7,266**

Purse: \$5,000,000
March 4-7, 2004

LEADERS: First Round—Chris Smith recorded a 7-under 65 to lead Joe Durant by one. Phil Mickelson, Retief Goosen and Scott Verplank were two back. **Second Round**—Goosen moved to 9-under-par 135, one ahead of Mickelson, Craig Parry and Todd Hamilton. **Third Round**—Parry's 5-under 67 moved him to 13-under 203, one in front of Verplank and Gene Sauers. Six players were two shots back.



CUT: 79 professionals at 1-over 145.

Winner: Craig Parry 71-65-67-68 271 (17-under) \$900,000.00

Scott Verplank	2	67-72-65-67	271	\$540,000	Rod Pampling	T34	74-71-66-71	282	\$23,150
Retief Goosen	3	67-68-71-66	272	340,000	Peter Lonard	T34	74-69-66-73	282	23,150
Joe Durant	4	66-72-67-68	273	240,000	Patrick Sheehan	T34	71-74-70-67	282	23,150
Bernhard Langer	T5	75-68-66-65	274	175,625	Tommy Armour III	T44	71-72-68-72	283	14,450
Gene Sauers	T5	70-70-64-70	274	175,625	Skip Kendall	T44	69-70-76-68	283	14,450
David Toms	T5	72-68-65-69	274	175,625	Billy Mayfair	T44	70-74-69-70	283	14,450
K.J. Choi	T5	70-69-66-69	274	175,625	Joey Sindelar	T44	74-71-70-68	283	14,450
Mark Calcavecchia	T9	68-69-70-68	275	140,000	Dan Olsen	T44	72-71-71-69	283	14,450
Danny Ellis	T9	69-69-67-70	275	140,000	Jerry Kelly	T44	70-74-70-69	283	14,450
Nick Price	T11	72-70-65-69	276	110,000	Justin Leonard	T44	70-69-74-70	283	14,450
Chris DiMarco	T11	68-70-67-71	276	110,000	Jose Coceres	T44	71-72-67-73	283	14,450
Neal Lancaster	T11	71-68-72-65	276	110,000	Paul Azinger	T52	71-70-71-72	284	11,725
Shigeaki Maruyama	T11	70-69-69-68	276	110,000	Olin Browne	T52	70-74-71-69	284	11,725
Todd Hamilton	T15	68-68-71-70	277	87,500	David Peoples	T52	71-71-72-70	284	11,725
Alex Cejka	T15	69-68-69-71	277	87,500	Craig Barlow	T52	70-74-68-72	284	11,725
Fred Funk	T17	71-69-70-68	278	65,428	Scott Hoch	T56	70-74-71-70	285	11,050
Robert Gamez	T17	73-71-66-68	278	65,428	Marco Dawson	T56	72-72-68-73	285	11,050
John Riegger	T17	68-73-66-71	278	65,428	Michael Allen	T56	72-71-69-73	285	11,050
Woody Austin	T17	73-69-70-66	278	65,428	Dean Wilson	T56	72-71-73-69	285	11,050
Stewart Cink	T17	70-69-69-70	278	65,428	Sven Struver	T56	73-70-74-68	285	11,050
Angel Cabrera	T17	70-69-69-70	278	65,428	Hank Kuehne	T56	72-71-69-73	285	11,050
Heath Slocum	T17	70-74-68-66	278	65,428	Erik Compton	T56	73-70-70-72	285	11,050
Russ Cochran	T24	74-71-66-68	279	44,000	Hunter Mahan	T56	74-69-73-69	285	11,050
Phil Mickelson	T24	67-69-69-74	279	44,000	Lee Janzen	T64	72-70-69-75	286	10,350
Dennis Paulson	T24	68-70-71-70	279	44,000	Omar Uresti	T64	73-72-71-70	286	10,350
Chris Smith	T27	65-76-71-68	280	36,250	Notah Begay III	T64	76-69-72-69	286	10,350
Stephen Ames	T27	71-69-70-70	280	36,250	John Senden	T64	71-73-70-72	286	10,350
Craig Perks	T27	68-69-73-70	280	36,250	Arjun Atwal	T64	77-68-75-66	286	10,350
Jesper Parnevik	T27	71-70-67-72	280	36,250	Joe Ogilvie	T64	72-73-71-70	286	10,350
Kenny Perry	T31	72-70-68-71	281	31,000	Bill Glasson	T70	73-72-73-69	287	9,900
Ryan Palmer	T31	72-70-73-66	281	31,000	J.L. Lewis	T70	73-72-71-71	287	9,900
Bo VanPelt	T31	70-74-70-67	281	31,000	Ted Purdy	T70	71-73-70-73	287	9,900
Jay Haas	T34	73-67-71-71	282	23,150	Niclas Fasth	T74	73-72-71-72	288	9,700
Jeff Sluman	T34	70-72-69-71	282	23,150	Tom Carter	T74	74-71-72-72	289	9,450
Shaun Micheel	T34	72-71-70-69	282	23,150	Carlos Franco	T74	71-74-70-74	289	9,450
Brian Bateman	T34	70-75-71-66	282	23,150	Brenden Pappas	T74	71-72-69-77	289	9,450
Brett Quigley	T34	73-70-67-72	282	23,150	J.J. Henry	T74	73-70-71-75	289	9,450
Cliff Kresge	T34	74-71-70-67	282	23,150	Tim Clark	78	68-76-75-71	290	9,200
Briny Baird	T34	68-75-70-69	282	23,150	Tripp Isenhour	79	70-75-73-74	292	9,100

2005 Ford Championship at Doral

Doral Golf Resort & Spa (Blue), Miami, FL
Par: 36-36-72 **Yards: 7,266**

Purse: \$5,500,000
March 3-6, 2005

LEADERS: First Round—Phil Mickelson, Jose Maria Olazabal, Brian Davis and Marco Dawson shared the lead at 8-under 64. Harrison Frazar and Tiger Woods were one back. **Second Round**—Mickelson moved to 14-under 130, two ahead of Billy Andrade. Olazabal trailed by one and Billy Mayfair by two. **Third Round**—Mickelson sat at 20-under 196, two ahead of Woods.



CUT: 82 professionals at 3-under 141.

Winner: Tiger Woods 65-70-63-66 264 (24-under) \$990,000.00

Phil Mickelson	2	64-66-66-69	265	\$594,000	Justin Rose	T41	73-67-67-73	280	\$21,450
Vijay Singh	T3	68-67-68-66	269	319,000	Paul Azinger	T44	70-69-71-71	281	15,895
Zach Johnson	T3	68-70-64-67	269	319,000	Danny Briggs	T44	70-68-70-73	281	15,895
David Toms	5	69-66-69-67	271	220,000	Chris DiMarco	T44	69-72-67-73	281	15,895
Craig Parry	T6	69-66-67-70	272	191,125	Andre Stolz	T44	68-71-72-70	281	15,895
Jose Maria Olazabal	T6	64-69-70-69	272	191,125	Brian Davis	T44	64-71-76-70	281	15,895
Jim Furyk	T8	70-66-67-70	273	165,000	Erik Compton	T44	70-68-70-73	281	15,895
Retief Goosen	T8	67-69-73-64	273	165,000	D.A. Points	T44	70-69-71-71	281	15,895
Dudley Hart	T10	70-67-68-69	274	143,000	Kevin Stadler	T44	72-68-70-71	281	15,895
Angel Cabrera	T10	68-69-70-67	274	143,000	Michael Allen	T52	71-68-72-71	282	12,826
Billy Andrade	T12	66-66-72-71	275	111,375	Glen Hnatiuk	T52	70-68-74-70	282	12,826
Bart Bryant	T12	69-70-67-69	275	111,375	Mike Weir	T52	73-68-72-69	282	12,826
Steve Elkington	T12	68-72-65-70	275	111,375	Hidemichi Tanaka	T52	74-66-69-73	282	12,826
Joey Snyder III	T12	66-69-70-70	275	111,375	Padraig Harrington	T52	68-71-73-70	282	12,826
Billy Mayfair	T16	67-67-72-70	276	69,850	Skip Kendall	T52	68-71-72-72	283	12,100
Shigeki Maruyama	T16	69-67-70-70	276	69,850	Bernhard Langer	T57	69-71-73-70	283	12,100
Jose Coceres	T16	69-68-69-70	276	69,850	Tim Petrovic	T57	69-72-69-73	283	12,100
Greg Owen	T16	70-68-68-70	276	69,850	Brett Quigley	T57	71-69-71-72	283	12,100
Scott Hend	T16	69-67-69-71	276	69,850	Woody Austin	T57	70-71-70-72	283	12,100
Tim Clark	T16	68-67-69-72	276	69,850	Jay Williamson	T57	68-71-74-70	283	12,100
Ryan Palmer	T16	70-69-66-71	276	69,850	Jason Allred	T57	69-70-72-72	283	12,100
James Driscoll	T16	67-68-67-74	276	69,850	Mark Brooks	T64	72-68-73-71	284	11,275
Paul Casey	T16	66-70-69-71	276	69,850	Jay Haas	T64	70-71-71-72	284	11,275
Kevin Na	T16	70-68-69-69	276	69,850	John Riegger	T64	69-69-75-71	284	11,275
Mark Calcavecchia	T26	71-68-71-67	277	39,875	Sergio Garcia	T64	68-68-74-74	284	11,275
Jeff Sluman	T26	69-71-71-66	277	39,875	Rich Beem	T64	71-68-72-73	284	11,275
Robert Allenby	T26	69-68-70-70	277	39,875	Sean O'Hair	T64	73-67-72-72	284	11,275
Stewart Cink	T26	70-65-73-69	277	39,875	K.J. Choi	T64	70-69-68-77	284	11,275
Harrison Frazar	T26	65-71-68-73	277	39,875	Nick Watney	T64	70-70-72-72	284	11,275
Joe Ogilvie	T26	68-70-66-73	277	39,875	Hunter Mahan	72	66-69-74-76	285	10,780
Scott Hoch	T32	68-70-71-69	278	31,130	Jesper Parnevik	73	68-70-74-74	286	10,670
Kenny Perry	T32	68-72-67-71	278	31,130	Tom Byrum	T74	71-70-73-73	287	10,450
Tom Gillis	T32	70-71-72-65	278	31,130	Chris Smith	T74	70-71-72-74	287	10,450
John Senden	T32	69-69-69-71	278	31,130	Brendan Jones	T74	70-70-74-73	287	10,450
Bo Van Pelt	T32	70-67-69-72	278	31,130	Frank Lickliter II	T77	70-71-73-74	288	10,175
Todd Hamilton	T37	71-70-68-70	279	25,300	Ryuji Imada	T77	70-70-78-70	288	10,175
Nick Price	T37	73-67-69-70	279	25,300	Marco Dawson	T79	64-77-78-72	291	9,955
Franklin Langham	T37	68-67-71-73	279	25,300	Gavin Coles	T79	70-71-74-76	291	9,955
Daniel Chopra	T37	68-72-70-69	279	25,300	Rick Heath	T81	72-67-74-79	292	9,735
Brian Bateman	T41	68-72-67-73	280	21,450	Tag Ridings	T81	71-69-81-71	292	9,735
Doug Barron	T41	71-70-70-69	280	21,450					

2006 Ford Championship at Doral

Doral Golf Resort & Spa (Blue), Miami, FL
Par: 36-36-72 Yards: 7,266

Purse: \$5,500,000
March 2-5, 2006

LEADERS: First Round—Tiger Woods opened with an 8-under-par 64 and led by one over Camilo Villegas, Rich Beem, Ryan Palmer, Phil Mickelson and Mark Wilson. Four others were two back. **Second Round**—Mickelson, Woods, Villegas and Scott Verplank shared the lead at 13-under 131. Beem, Wilson and David Toms were one back. **Third Round**—Woods, at 17-under 199, led by two over Daniel Chopra and Beem. Toms and Villegas were three behind.



CUT: 72 professionals at 2-under 142.

Winner: Tiger Woods 64-67-68-69 268 (20-under) \$990,000.00

David Toms..... T2	66-66-70-67	269	\$484,000	Chad Campbell..... T35	68-66-71-75	280	\$25,967
Camilo Villegas..... T2	65-66-71-67	269	484,000	Arjun Atwal..... T35	68-69-74-69	280	25,967
Fredrik Jacobson..... 4	70-67-68-68	273	264,000	Tim Clark..... T35	68-67-74-71	280	25,967
Tag Ridings..... T5	68-69-66-71	274	209,000	Kevin Na..... T35	69-67-72-72	280	25,967
Lucas Glover..... T5	67-67-71-69	274	209,000	Fred Funk..... T42	69-70-72-70	281	18,700
Jeff Sluman..... T7	69-68-72-66	275	160,050	Kenny Perry..... T42	69-70-70-72	281	18,700
Ernie Els..... T7	72-65-69-69	275	160,050	Woody Austin..... T42	69-67-71-74	281	18,700
Jerry Kelly..... T7	69-70-68-68	275	160,050	Craig Barlow..... T42	68-70-72-71	281	18,700
Carlos Franco..... T7	69-67-70-69	275	160,050	Briny Baird..... T42	68-67-72-74	281	18,700
Rich Beem..... T7	65-67-69-74	275	160,050	Charles Warren..... T42	69-66-73-73	281	18,700
Davis Love III..... T12	68-69-67-72	276	115,500	Rocco Mediate..... T48	68-70-71-73	282	13,432
Phil Mickelson..... T12	65-66-72-73	276	115,500	Brian Gay..... T48	69-71-74-68	282	13,432
David Howell..... T12	69-70-69-68	276	115,500	Joe Ogilvie..... T48	68-72-72-70	282	13,432
Scott Verplank..... T15	66-65-74-72	277	88,000	Joey Snyder III..... T48	67-70-71-74	282	13,432
Vijay Singh..... T15	67-73-70-67	277	88,000	Ryan Palmer..... T48	65-70-74-73	282	13,432
Retief Goosen..... T15	70-69-72-66	277	88,000	James Driscoll..... T48	72-67-72-71	282	13,432
Harrison Frazar..... T15	69-67-71-70	277	88,000	Bo VanPelt..... T48	69-68-71-74	282	13,432
Zach Johnson..... T15	69-65-71-72	277	88,000	Sean O'Hair..... T48	70-69-70-73	282	13,432
Tom Pernice, Jr..... T20	69-68-72-69	278	59,583	Troy Matteson..... T48	70-64-72-76	282	13,432
Stephen Ames..... T20	69-66-74-69	278	59,583	Angel Cabrera..... T57	70-68-72-73	283	12,375
John Senden..... T20	70-68-72-68	278	59,583	Sergio Garcia..... T57	69-69-71-74	283	12,375
Greg Owen..... T20	70-68-68-72	278	59,583	Joey Sindelar..... 72	68-75-69-72	284	11,990
Daniel Chopra..... T20	66-67-68-77	278	59,583	Duffy Waldorf..... T59	68-70-74-72	284	11,990
Mark Wilson..... T20	65-67-75-71	278	59,583	Wes Short, Jr..... T59	73-67-72-72	284	11,990
Lee Janzen..... T26	72-65-70-72	279	37,430	Jimmy Walker..... T59	69-70-77-68	284	11,990
Shaun Micheel..... T26	69-67-70-73	279	37,430	Bubba Watson..... T59	69-70-68-77	284	11,990
Brett Quigley..... T26	70-70-69-70	279	37,430	Jeff Brehaut..... T64	70-67-72-76	285	11,605
Shane Bertsch..... T26	68-67-74-70	279	37,430	Trevor Immelman..... T64	68-71-70-76	285	11,605
Kent Jones..... T26	71-67-71-70	279	37,430	Todd Hamilton..... T66	69-70-76-71	286	11,330
Dean Wilson..... T26	66-68-69-76	279	37,430	Todd Fischer..... T66	70-70-71-75	286	11,330
Jesper Parnevik..... T26	72-66-73-68	279	37,430	Heath Slocum..... T66	71-69-70-76	286	11,330
Ken Duke..... T26	69-69-71-70	279	37,430	Justin Leonard..... T69	68-69-75-75	287	11,000
Padraig Harrington..... T26	68-70-69-72	279	37,430	Robert Damron..... T69	69-70-74-74	287	11,000
Billy Mayfair..... T35	68-71-74-67	280	25,967	Jason Bohn..... T69	67-70-80-70	287	11,000
Chris DiMarco..... T35	71-68-68-73	280	25,967	Ryuji Imada..... 72	72-68-75-73	288	10,780
Paul Stankowski..... T35	70-69-72-69	280	25,967				

Doral Golf Resort & Spa Course Map

ca CHAMPIONSHIP

MARCH 10 - 15, 2009
DORAL GOLF RESORT AND SPA
DORAL, FLORIDA, USA



COURSE YARDAGE					
Hole	Par	Yards	Hole	Par	Yards
1	5	529	10	5	551
2	4	376	11	4	402
3	4	438	12	5	603
4	3	236	13	3	245
5	4	394	14	4	460
6	4	442	15	3	175
7	4	428	16	4	372
8	5	560	17	4	419
9	3	169	18	4	467
Out	36	3,572	In	36	3,694
		Total	72	7,266	

HOSPITALITY LEGEND	
SK	18th Skybox Suites
LB	18th Club Box
UC	Umbrella Chalets
AS	Alliance Suites
IC	International Club
CP	Championship Pavilion
P	The Point

LEGEND	
	Bleachers
	Concessions
	Restrooms
	First Aid
	Leaderboards
	Entrance Gate
	Information
	Merchandise
	ATM
	Public Telephone



CLUBHOUSE	
CA	Lobby Lounge
MC	Media Center - Grand Ballroom
MH	Military Hospitality - Mimosa
VHQ	Volunteer Head Quarters - Oak

Additional Information



Martin Kaymer
Germany

Gene Sarazen Cup

Gene Sarazen Cup

Each year, the Gene Sarazen Cup is awarded to the champion of the World Golf Championships-CA Championship.

The Gene Sarazen Cup was designed and produced by Wedgwood, a sister company of Waterford Crystal. Josiah Wedgwood's 1774 invention of Jasper is exquisitely interpreted in a handcrafted trophy featuring precious metal components and embellishments.

The winner of each World Golf Championships event is awarded a Wedgwood trophy named after a great international figure in the game.

In addition to the Gene Sarazen Cup, the Walter Hagen Cup is awarded to the champion of the Accenture Match Play Championship, while the winner of the Bridgestone Invitational receives the Gary Player Cup.

About Gene Sarazen

Gene Sarazen, one of the inaugural inductees into the World Golf Hall of Fame, was the first golfer to win all four major professional championships. He won the U.S. Open in 1922 and 1932; the PGA Championship in 1922, 1923 and 1933; and the British Open in 1932. But, his victory in the 1935 Masters Tournament is best remembered for a remarkable final-round double-eagle on the 15th hole at Augusta National. Sarazen died at age 97 in 1999.



NBC Sports and GOLF CHANNEL

NBC

NBC Sports is televising 11 PGA TOUR events in 2009, including the final three events of the PGA TOUR Playoffs for the FedExCup and The Presidents Cup. Also on the schedule are the first two World Golf Championships events, this week's CA Championship, as well as last month's Accenture Match Play Championship. Also on the schedule is THE PLAYERS Championship. For the second consecutive season, NBC Sports will broadcast all PGA TOUR events in high definition.

Host Dan Hicks and lead analyst Johnny Miller will anchor the coverage from the 18th hole at the Doral Resort and Spa's Blue Course during this week's CA Championship. They will be joined by on-course reporters Roger Maltbie, Bob Murphy, Dottie Pepper and Mark Roling and tower reporter Gary Koch. Jimmy Roberts will provide essays. The quintet will also work for GOLF CHANNEL on weekday coverage. NBC's golf coverage is produced by Tommy Roy, who has earned more Emmy nominations than any person in the history of sports television.

GOLF CHANNEL

The PGA TOUR, which formed a strategic, exclusive cable partnership with GOLF CHANNEL calls for a 15-year agreement where GOLF CHANNEL will provide early round coverage of all TOUR official-money events. The network will also offer viewers prime-time, same-day replays and extensive pre-round and post-round coverage and analysis.

GOLF CHANNEL will broadcast Thursday and Friday CA Championship action, with Rich Lerner serving as the host and Nick Faldo as the analyst at the 18th hole. Steve Sands will conduct post-round interviews.



Dan Hicks



Johnny Miller



Rich Lerner



Nick Faldo



Gary Koch



Roger Maltbie



Bob Murphy



Dottie Pepper



Mark Roling



Jimmy Roberts



Steve Sands

Regulations – Media

The following regulations are to be followed by all members of the media:

1. PGA TOUR retains exclusive media rights (including, but not limited to, broadcast, cable, home video, Internet) to all events on the PGA TOUR, Champions Tour and Nationwide Tour.
2. Each credential issued pursuant to PGA TOUR Media Regulations operates as PGA TOUR authorization allowing only the holder of such credential and the Authorized Outlet therefor to use certain information gathered pursuant to the credential (including photographs, videotape, etc.). Please note that unless authorized by a separate written PGA TOUR authorization, credentialed individuals and Authorized Outlets therefor may sell or distribute such information only as part of the editorial product delivered to end users and not to other organizations or as part of a separate commercial product; provided, however, this credential restriction does not apply to credentialed media representing established wire and news services whose normal business is to distribute information for editorial product; further provided, however, the foregoing exception shall not apply to video other than video comprised solely of an Authorized Outlet employee/contractor providing commentary or analysis.
3. Each credential authorizes the holder of such credential and the Authorized Outlet therefor to use the trademark of the PGA TOUR, Champions Tour or Nationwide Tour (as applicable) in the news and editorial coverage of such Tour and the applicable tournament. It does not authorize the holder or the Authorized Outlet use of such trademarks in non-editorial contexts as non-editorial use of such trademarks requires a separate license from the PGA TOUR. Nor does it authorize the holder or the Authorized Outlet use of the tournament trademarks, which trademark use requires authorization from the applicable tournament.
4. A daily decal is necessary to walk inside the gallery ropes. All members of the media with such decal must remain not more than an arm's length from the ropes, so as to blend into the gallery and appear to be a part of the gallery at all times.
5. Players are not to be distracted during play. Do not interview players or ask them to pose for photographs during their rounds.
6. Do not interview players or ask them to pose for photographs during their practice sessions before a round, except by prior arrangement with the player.
7. If an interview is to be conducted in the practice areas, either the range or the putting green, it must be done by prior arrangement with the player, up against the ropes and not in the middle of the areas where it could be distracting to other players.
8. Do not disturb players at their 18th green and/or scoring tent until after they have checked, signed and returned their scorecards. Media are not allowed in the scoring tent.

WORKING PRESS REGULATIONS

To avoid embarrassment to you and distraction to the contestants:

1. Do not walk or stand in playing areas.
2. Follow directions of marshals and other officials.
3. Do not interview during play. The leading players each day — and others requested — will be interviewed following their rounds in the Press Room interview area.

TAPE RECORDER REGULATIONS

1. All audio recording device and/or video recorder work should be done in the proximity of the press room, media center and/or designated interview area.
2. Video Recorders are not permitted in the locker room. Audio recording devices are permitted in the locker rooms subject to the following regulations:

- Audio recorded interviews are intended to be one-on-one and not group interviews.
 - Audio recorded interviews are for reference only and the audio cannot be used for any other purpose.
 - The reporter must clearly ask a player, and permission must be granted, in order for the audio recording device to be used.
 - The reporter is responsible for making other players in the vicinity aware that an interview is being recorded.
 - PGA TOUR staff may designate, depending upon need and availability, an area within the locker room for the purpose of conducting interviews that are recorded.
 - Use of audio recorded interviews must be limited to the person being interviewed.
3. Audio recording devices and/or video recorders are not permitted within the playing area of the golf course unless written permission has been granted from PGA TOUR.

WEATHER DELAY GUIDELINES

1. During weather-delay situations, no one other than players and essential staff will be permitted in the locker room. This means the media are not permitted in the locker room in such situations. However, whenever possible, arrangements will be made to provide players for interviews during such situations.
2. Fully accredited members of the news media will be welcome in the locker room at all other times to carry out their assigned duties. (Note: Cameras and, except as outlined above, tape recorders are not permitted in the locker room.)

The credentialed entity and the Authorized Outlet therefor, including each intended end user thereof, shall jointly and severally indemnify, defend and hold the Event, its host organization and PGA TOUR and their respective officers, agents, representatives, successors and assigns harmless from and against any and all expenses, lawsuits, damages, costs and liabilities (including reasonable attorney's fees and expenses) incurred by, arising from, or in connection with, any actions of the credentialed entity.

The credentialed entity assumes all risk and danger incidental to the game of golf and releases PGA TOUR, Inc.-sanctioned tournaments and competitions and their host sites, title sponsors, host organizations, PGA TOUR, Inc., participating players, and all agents thereof from any and all liabilities resulting from such cases. The holders of the media credential grant permission to PGA TOUR, Inc., to utilize the holders' images or likenesses incidental to any live or recorded television or other transmission or reproduction in whole or in part of any PGA TOUR event they attend.

The terms and conditions of the PGA TOUR Media Regulations are limited to those contained herein. Any additional or different terms or conditions in any form delivered by the credentialed entity or Authorized Outlet are hereby deemed to be material alterations and notice of objection to them and rejection of them is hereby given.

The credentialed entity acknowledges and agrees that photographic images of PGA TOUR sanctioned tournaments are available for use outside the scope of these regulations (e.g., commercial, promotional, etc.) from the Official Photographic Services Provider of the PGA TOUR, Champions Tour and Nationwide Tour (currently, Getty Images), subject to the applicable rate card and course and player approvals.

PGA TOUR MAY REVOKE CREDENTIALS AT ANY TIME FOR ANY REASON INCLUDING VIOLATIONS OF ANY OF THE FOREGOING REGULATIONS.

Regulations – Radio

PGA TOUR retains exclusive media rights (including, but not limited to, broadcast, cable, home video, Internet) to all events on the PGA TOUR, Champions Tour and Nationwide Tour. No live or tape-delayed broadcast of any portion of any PGA TOUR, Champions Tour or Nationwide Tour event is permitted without the prior written consent of PGA TOUR.

All radio media are permitted to broadcast highlights coverage of such events only under the following conditions, unless otherwise approved in writing by PGA TOUR:

1. Each credential issued pursuant to PGA TOUR Media Regulations operates as PGA TOUR authorization allowing only the holder of such credential and the Authorized Outlet therefor to use certain information gathered pursuant to the credential (including photographs, videotape, etc.). Please note that unless authorized to do by a separate written PGA TOUR authorization, credentialed individuals and Authorized Outlets therefor may sell or distribute such information only as part of the editorial product delivered to end users and not to other organizations or as part of a separate commercial product.
2. Each credential authorizes the holder of such credential and the Authorized Outlet therefor to use the trademark of the PGA TOUR, Champions Tour or Nationwide Tour (as applicable) in the news and editorial coverage of such Tour and the applicable tournament. It does not authorize the holder or the Authorized Outlet use of such trademarks in non-editorial contexts as non-editorial use of such trademarks requires a separate license from the PGA TOUR. Nor does it authorize the holder or the Authorized Outlet use of the tournament trademarks, which trademark use requires authorization from the applicable tournament.
3. Coverage shall not be in excess of three minutes of highlights per day and may not purport to be live, play-by-play coverage from the course.
4. All highlights coverage must be part of regularly scheduled news programs and may not be broadcast after 48 hours from the conclusion of the applicable tournament.
5. Live coverage or reporting in excess of three minutes per day from a tournament site, including, without limitation, the course, media center, press room and designated interview area, is prohibited without the prior approval of PGA TOUR.
6. Audio and video coverage shall not be made available until that day's live or tape-delayed coverage by the television network is concluded.

7. As the exclusive rights holder, PGA TOUR may request copies of any coverage of PGA TOUR, Champions Tour and Nationwide Tour events. Such coverage will be provided to PGA TOUR upon request (PGA TOUR will pay industry standard copying and shipping costs).
8. The use of golf carts is prohibited at all times.
9. Only personnel with appropriate credentials will be permitted into the media center and locker room areas.
10. Radio broadcasters are not permitted inside the gallery ropes at any time.
11. Broadcasters are not permitted to talk to players during play or after the round until the player has signed his scorecard.
12. Broadcasters shall not sell, distribute or syndicate any highlights coverage to any third party without PGA TOUR's prior approval.
13. The credentialed entity has rights only with respect to radio broadcast and has no rights with respect to any other media (including, without limitation, audio via the Internet) without obtaining the proper and valid credentials for such media.

The credentialed entity and the Authorized Outlet therefor, including each intended end user thereof, shall jointly and severally indemnify, defend and hold the Event, its host organizations and PGA TOUR and their respective officers, agents, representatives, successors and assigns harmless from and against any and all expenses, lawsuits, damages, costs and liabilities (including reasonable attorney's fees and expenses) incurred by, arising from, or in connection with, any actions of the credentialed entity.

The credentialed entity assumes all risk and danger incidental to the game of golf and releases PGA TOUR, Inc.-sanctioned tournaments and competitions and their host sites, title sponsors, host organizations, PGA TOUR, Inc., participating players, and all agents thereof from any and all liabilities resulting from such cases. The holders of the media credential grant permission to PGA TOUR, Inc., to utilize the holders' images or likenesses incidental to any live or recorded television or other transmission or reproduction in whole or in part of any PGA TOUR event they attend.

PGA TOUR MAY REVOKE CREDENTIALS AT ANY TIME FOR ANY REASON INCLUDING VIOLATIONS OF ANY OF THE FOREGOING REGULATIONS.

Regulations – Photography

Photo credentials will be issued only to photographers on assignment from recognized and accredited publications, news services and other organizations approved in advance by the PGA TOUR. Requests for photo credentials must be made by the appropriate Authorized Outlet (i.e., publisher, news agency or organization) and not by the photographer. The credentialed entity has rights only with respect to photography and has no rights with respect to any other media without obtaining the proper and valid credentials for such media.

Photographic images of PGA TOUR, Champions Tour and Nationwide Tour players may be used on the Authorized Outlet for legitimate news coverage only, and may be used together with news stories during the day's play, so long as such photographs are not used with other real-time or near-real-time information or sequenced to create a "shot-by-shot" or "hole-by-hole" account of the day's play, nor may photos be sequenced in such a way as to approximate video. Commercial exploitation of these images without written consent of the players and PGA TOUR is prohibited. No sponsorship or advertising may be used in a manner that implies any association between any advertiser and the PGA TOUR and/or a PGA TOUR, Champions Tour or Nationwide Tour player. Requests for use of such images to promote the PGA TOUR shall be considered by PGA TOUR on a case by case basis. Where appropriate, the Authorized Outlet shall use reasonable efforts to use photographic likenesses of players and tournament courses containing current sponsors and endorsers. Photo galleries shall be limited to a reasonable number of PGA TOUR photos.

Credentialed photographers will receive one of two types of photo credentials. A limited number of inside the ropes photo credentials will be issued daily by the PGA TOUR Media Official on site and will permit the wearer access inside the ropes. Photographers who do not have an inside the ropes photo credential must stay outside the gallery ropes but are still required to check in with the on site PGA TOUR Media Official to receive the proper outside the ropes photo credential. Photographic assistants will not be issued photo credentials of any type.

Professional grade cameras and lenses must be used and may be used only by accredited media representatives who have been issued photo credentials, and such use is subject to the following conditions:

1. Each credential issued pursuant to PGA TOUR Media Regulations operates as PGA TOUR authorization allowing only the holder of such credential and the Authorized Outlet therefor to use certain information gathered pursuant to the credential (including photographs, videotape, etc.). Please note that unless authorized to do by a separate written PGA TOUR authorization, credentialed individuals and Authorized Outlets therefor may sell or distribute such information only as part of the editorial product delivered to end users and not to other organizations or as part of a separate commercial product; provided, however, this credential restriction does not apply to credentialed media representing established wire and news services whose normal business is to distribute information to other news organizations so that such other news organizations may distribute the information for editorial product.

2. Each credential authorizes the holder of such credential and the Authorized Outlet therefor to use the trademark of the PGA TOUR, Champions Tour or Nationwide Tour (as applicable) in the news and editorial coverage of such Tour and the applicable tournament. It does not authorize the holder or the Authorized Outlet use of such trademarks in non-editorial contexts as non-editorial use of such trademarks requires a separate license from the PGA TOUR. Nor does it authorize the holder or the Authorized Outlet use of the tournament trademarks, which trademark use requires authorization from the applicable tournament.
3. Photographers with inside the ropes photo credentials must stay within one arm's length of the ropes at all times. Photographers without inside the ropes photo credentials are not permitted inside the ropes at any time.
4. Photographers are not permitted on the teeing ground, as determined by PGA TOUR.
5. The use of carts is prohibited at all times.
6. Photographers must not position themselves in the line of play. If requested to move by a player, his caddie or an official, the photographer will do so without delay or discussion.
7. No photograph shall be taken until a player has completed his stroke.
8. Players should not be asked to pose during a round.
9. Noise-free equipment must be used at all times.
10. Cameras are not permitted in the scoring tent or in the locker rooms.
11. The credentialed entity has rights only with respect to photography and has no rights with respect to any other media without obtaining the proper and valid credentials for such media.

The credentialed entity and the Authorized Outlet therefor including each intended end user thereof, shall jointly and severally indemnify, defend and hold the Event, its host organization and PGA TOUR and their respective officers, agents, representatives, successors and assigns harmless from and against any and all expenses, lawsuits, damages, costs and liabilities (including reasonable attorneys fees and expenses) incurred by, arising from, or in connection with, any actions of the credentialed entity or the use of any photographs other than as set forth in these Photography Regulations.

The credentialed entity assumes all risk and danger incidental to the game of golf and releases PGA TOUR, Inc.-sanctioned tournaments and competitions and their host sites, title sponsors, host organizations, PGA TOUR, Inc., participating players, and all agents thereof from any and all liabilities resulting from such cases. The holders of the media credential grant permission to PGA TOUR, Inc., to utilize the holders' images or likenesses incidental to any live or recorded television or other transmission or reproduction in whole or in part of any PGA TOUR event they attend.

PGA TOUR MAY REVOKE CREDENTIALS AT ANY TIME FOR ANY REASON INCLUDING VIOLATIONS OF ANY OF THE FOREGOING REGULATIONS.

Regulations – Television

All television media are permitted to broadcast highlights coverage of such events only under the following conditions unless otherwise approved in writing by PGA TOUR:

1. Each credential issued pursuant to PGA TOUR Media Regulations operates as PGA TOUR authorization allowing only the holder of such credential and the Authorized Outlet therefor to use certain information gathered pursuant to the credential (including photographs, videotape, etc.). Please note that unless authorized by a separate written PGA TOUR authorization, credentialed individuals and Authorized Outlets therefor may sell or distribute such information only as part of the editorial product delivered to end users and not to other organizations or as part of a separate commercial product.
2. Each credential authorizes the holder of such credential and the Authorized Outlet therefor to use the trademark of the PGA TOUR, Champions Tour or Nationwide Tour (as applicable) in the news and editorial coverage of such Tour and the applicable tournament. It does not authorize the holder or the Authorized Outlet use of such trademarks in non-editorial contexts as non-editorial use of such trademarks requires a separate license from the PGA TOUR. Nor does it authorize the holder or the Authorized Outlet use of the tournament trademarks, which trademark use requires authorization from the applicable tournament.
3. Televised coverage shall not be in excess of three minutes of highlights daily from each Tour (and six minutes total for all three Tours) and may not purport to be live, play-by-play coverage from the course. Requests for expanded coverage must be submitted in writing to PGA TOUR.
4. All highlights coverage must be part of regularly scheduled news programs. Highlights may not be sold, distributed, syndicated or provided in any manner to any other entity.
5. Highlights from any day's play may not be broadcast or used for any other purpose after 48 hours from the conclusion of the applicable tournament.
6. No action footage of any day's play may be broadcast until that day's live or tape-delayed coverage by the television network is concluded.
7. Live coverage or reporting in excess of three minutes per day from a tournament site, including, without limitation, the course, media center, press room and designated interview area, is prohibited without the prior approval of PGA TOUR.
8. No footage may be used in any commercial manner or sold, distributed, syndicated or provided to any other entity or agency.

9. As the exclusive rights holder, PGA TOUR is the absolute owner of all footage shot at the tournament site (golf action or other footage) during the entire tournament week (i.e., Monday through Sunday or the conclusion of the tournament, if later than Sunday) and may request copies of any footage shot at PGA TOUR, Champions Tour and Nationwide Tour events. Such footage will be provided to PGA TOUR upon request (PGA TOUR will pay industry standard copying and shipping costs).
10. The use of golf carts is prohibited at all times.
11. Only personnel with appropriate credentials will be permitted into the media center and locker room areas.
12. Only personnel with appropriate credentials will be allowed inside the gallery ropes, and they must stay within one arm's length of the ropes at all times. All support personnel must remain outside the ropes.
13. All uses of footage hereunder shall be made with a courtesy credit to PGA TOUR.

The credentialed entity and the Authorized Outlet therefor, including each intended end user thereof, shall jointly and severally indemnify, defend and hold the Event, its host organizations and PGA TOUR and their respective officers, agents, representatives, successors and assigns harmless from and against any and all expenses, lawsuits, damages, costs and liabilities (including reasonable attorney's fees and expenses) incurred by, arising from, or in connection with, any actions of the credentialed entity.

The credentialed entity assumes all risk and danger incidental to the game of golf and releases PGA TOUR, Inc.-sanctioned tournaments and competitions and their host sites, title sponsors, host organizations, PGA TOUR, Inc., participating players, and all agents thereof from any and all liabilities resulting from such cases. The holders of the media credential grant permission to PGA TOUR, Inc., to utilize the holders' images or likenesses incidental to any live or recorded television or other transmission or reproduction in whole or in part of any PGA TOUR event they attend.

PGA TOUR MAY REVOKE CREDENTIALS AT ANY TIME FOR ANY REASON INCLUDING VIOLATIONS OF ANY OF THE FOREGOING REGULATIONS.

Regulations – On-Line Services

Media credentials will be issued only to personnel on assignment from recognized golf or legitimate news Internet sites or other non-television video media services, as determined by PGA TOUR in its sole discretion. Coverage obtained in accordance with these regulations can only be used on the Authorized Outlet. Individuals representing multiple interests (such as a recognized golf magazine and an Internet site) must agree to be bound by all applicable media regulations.

PGA TOUR retains exclusive media rights (including but not limited to network, cable, Internet, home video, Internet protocol television, mobile) to all events on the PGA TOUR, Champions Tour and Nationwide Tour. No audio or video coverage of the event competition is permitted without the prior written consent of PGA TOUR. All other audio and video coverage must comply with the regulations below. Scores and statistics may be distributed only in accordance with these regulations.

1. Each credential authorizes the holder of such credential and the Authorized Outlet therefor to use the trademark of the PGA TOUR, Champions Tour or Nationwide Tour (as applicable) in the news and editorial coverage of such Tour and the applicable tournament. It does not authorize the holder or the Authorized Outlet use of such trademarks in non-editorial contexts as non-editorial use of such trademarks requires a separate license from the PGA TOUR. Nor does it authorize the holder or the Authorized Outlet use of the tournament trademarks, which trademark use requires authorization from the applicable tournament.
2. Coverage must not purport to be live, play-by-play, hole-by-hole or real-time coverage from the course.
3. Audio and video coverage shall be limited to the press room, media center and designated interview area (including any flash photography area by the 18th green), all as determined by PGA TOUR in its sole discretion, and shall not contain video footage or audio call of tournament play. Requests for expanded coverage must be submitted in writing to PGA TOUR for PGA TOUR's prior approval.
4. Audio or video coverage from PGA TOUR designated areas shall not be in excess of two minutes per day from each Tour (and four minutes total for all three Tours).
5. Audio and video coverage shall not be made available on the Authorized Outlet until that day's live or tape-delayed coverage by the television network is concluded and shall not be used for any purpose after 24 hours following the conclusion of the applicable round. Under no circumstances shall live audio or video coverage be made available on the Internet.
6. As the exclusive rights holder, PGA TOUR is the absolute owner of all video footage shot and audio recorded at the tournament site (golf action or other footage) during the entire tournament week (i.e., Monday through Sunday or the conclusion of the tournament, if later than Sunday) and may request copies of any footage shot or audio recorded at PGA TOUR, Champions Tour and Nationwide Tour events. Such footage and audio will be provided electronically to PGA TOUR immediately upon request.
7. All use of video by the Authorized Outlet must be accompanied by a link back to PGATOUR.com.
8. Scoring and statistical information may only appear in the editorial news portion of the Authorized Outlet and may be provided no sooner than 30 minutes after the actual occurrence of the shots, or after the time such information is legally available as public information if sooner than 30 minutes after the actual occurrence of the shots. Scoring and statistical information may not be archived on the Authorized Outlet and cannot be used for any purpose after 24 hours following the conclusion of the applicable round unless such information is legally available as public information.

9. No coverage, including, without limitation, scoring information, statistical information, video coverage and audio coverage may be used by, sold, given, distributed or otherwise transferred to any party other than the Authorized Outlet in any manner whatsoever, without the prior written consent of PGA TOUR. The foregoing restriction shall not apply to the distribution of the following by established wire and news services whose normal business is to distribute information to other news organizations so that such other news organizations may distribute the information for editorial product: written stories, photos and audio and video comprised solely of an Authorized Outlet employee/contractor providing commentary or analysis.
10. Photographic images of PGA TOUR, Champions Tour and Nationwide Tour players may be used on the Authorized Outlet for legitimate news coverage only, and may be used together with news stories during the day's play, so long as such photographs are not used with other real-time or near-real-time information or sequenced to create a "shot-by-shot" or "hole-by-hole" account of the day's play, nor may photos be sequenced in such a way as to approximate video. Commercial exploitation of these images without written consent of the players and PGA TOUR is prohibited. No sponsorship or advertising may be used in a manner that implies any association between any advertiser and the PGA TOUR and/or a PGA TOUR, Champions Tour or Nationwide Tour player. Requests for use of such images to promote the PGA TOUR shall be considered by PGA TOUR on a case by case basis. Where appropriate, the Authorized Outlet shall use reasonable efforts to use photographic likenesses of players and tournament courses containing current sponsors and endorsers. Photo galleries shall be limited to a reasonable number of PGA TOUR photos.
11. The Authorized Outlet has rights only with respect to website media and other TOUR approved non-television video media and has no rights with respect to any other media without the prior approval of the PGA TOUR.

The credentialed entity and the Authorized Outlet therefor including each intended end user thereof, shall jointly and severally indemnify, defend and hold the Event, its host organizations and PGA TOUR and their respective officers, agents, representatives, successors and assigns harmless from and against any and all expenses, lawsuits, damages, costs and liabilities (including reasonable attorney's fees and expenses) incurred by, arising from, or in connection with, any actions of the credentialed entity.

The credentialed entity assumes all risk and danger incidental to the game of golf and releases PGA TOUR, Inc.-sanctioned tournaments and competitions and their host sites, title sponsors, host organizations, PGA TOUR, Inc., participating players, and all agents thereof from any and all liabilities resulting from such cases. The holders of the media credential grant permission to PGA TOUR, Inc., to utilize the holders' images or likenesses incidental to any live or recorded television or other transmission or reproduction in whole or in part of any PGA TOUR event they attend.

PGA TOUR MAY REVOKE CREDENTIALS AT ANY TIME FOR ANY REASON INCLUDING VIOLATIONS OF ANY OF THE FOREGOING REGULATIONS.

Regulations – Print

Media credentials will be issued only to personnel on assignment from recognized and accredited publications, as determined by PGA TOUR in its sole discretion. Individuals representing multiple interests (such as a recognized golf magazine and an Internet site) must agree to be bound by all applicable media regulations.

PGA TOUR retains exclusive media rights to all events on the PGA TOUR, Champions Tour and Nationwide Tour.

1. Each credential issued pursuant to PGA TOUR Media Regulations operates as PGA TOUR authorization allowing only the holder of such credential and the Authorized Outlet therefor to use certain information gathered pursuant to the credential (including photographs, videotape, etc.). Please note that unless authorized to do by a separate written PGA TOUR authorization, credentialed individuals and Authorized Outlets therefor may sell or distribute such information only as part of the editorial product delivered to end users and not to other organizations or as part of a separate commercial product; provided, however, this credential restriction does not apply to credentialed media representing established wire and news services whose normal business is to distribute information to other news organizations so that such other news organizations may distribute the information to various print and broadcast media organizations to use the information for editorial product as though they generated such information directly.
2. Each credential authorizes the holder of such credential and the Authorized Outlet therefor to use the trademark of the PGA TOUR, Champions Tour or Nationwide Tour (as applicable) in the news and editorial coverage of such Tour and the applicable tournament. It does not authorize the holder or the Authorized Outlet use of such trademarks in non-editorial contexts as non-editorial use of such trademarks requires a separate license from the PGA TOUR. Nor does it authorize the holder or the Authorized Outlet use of the tournament trademarks, which trademark use requires authorization from the applicable tournament.
3. Only personnel with appropriate credentials will be permitted into the media center and locker room areas.

4. Players shall not be interviewed during play or after the round until the player has signed his scorecard.
5. Coverage shall be only for the Authorized Outlet therefor, including each intended end user thereof, and may not be sold or distributed to any other entity or party.
6. The use of golf carts is prohibited at all times.
7. Only personnel with appropriate credentials will be allowed inside the gallery ropes, and they must stay within one arm's length of the ropes at all times. All support personnel must remain outside the ropes.
8. The credentialed entity has rights only with respect to print publication media and has no rights with respect to any other media without obtaining the proper and valid credentials for such media.

The credentialed entity and the Authorized Outlet therefor, including each intended end user thereof, shall jointly and severally indemnify, defend and hold the Event, its host organizations and PGA TOUR and their respective officers, agents, representatives, successors and assigns harmless from and against any and all expenses, lawsuits, damages, costs and liabilities (including reasonable attorney's fees and expenses) incurred by, arising from, or in connection with, any actions of the credentialed entity.

The credentialed entity assumes all risk and danger incidental to the game of golf and releases PGA TOUR, Inc.-sanctioned tournaments and competitions and their host sites, title sponsors, host organizations, PGA TOUR, Inc., participating players, and all agents thereof from any and all liabilities resulting from such cases. The holders of the media credential grant permission to PGA TOUR, Inc., to utilize the holders' images or likenesses incidental to any live or recorded television or other transmission or reproduction in whole or in part of any PGA TOUR event they attend.

PGA TOUR MAY REVOKE CREDENTIALS AT ANY TIME FOR ANY REASON INCLUDING VIOLATIONS OF ANY OF THE FOREGOING REGULATIONS.

2009 World Golf Championships Schedule

February 23-March 1

World Golf Championships-Accenture Match Play Championship

The Ritz-Carlton Golf Club, Dove Mountain

Marana, AZ, USA

2009 Champion: Geoff Ogilvy

March 9-15

World Golf Championships-CA Championship

Doral Golf Resort & Spa (Blue Course), a Marriott Resort

Doral, FL, USA

2008 Champion: Geoff Ogilvy

August 3-9

World Golf Championships-Bridgestone Invitational

Firestone Country Club (South Course)

Akron, OH, USA

2008 Champion: Vijay Singh

