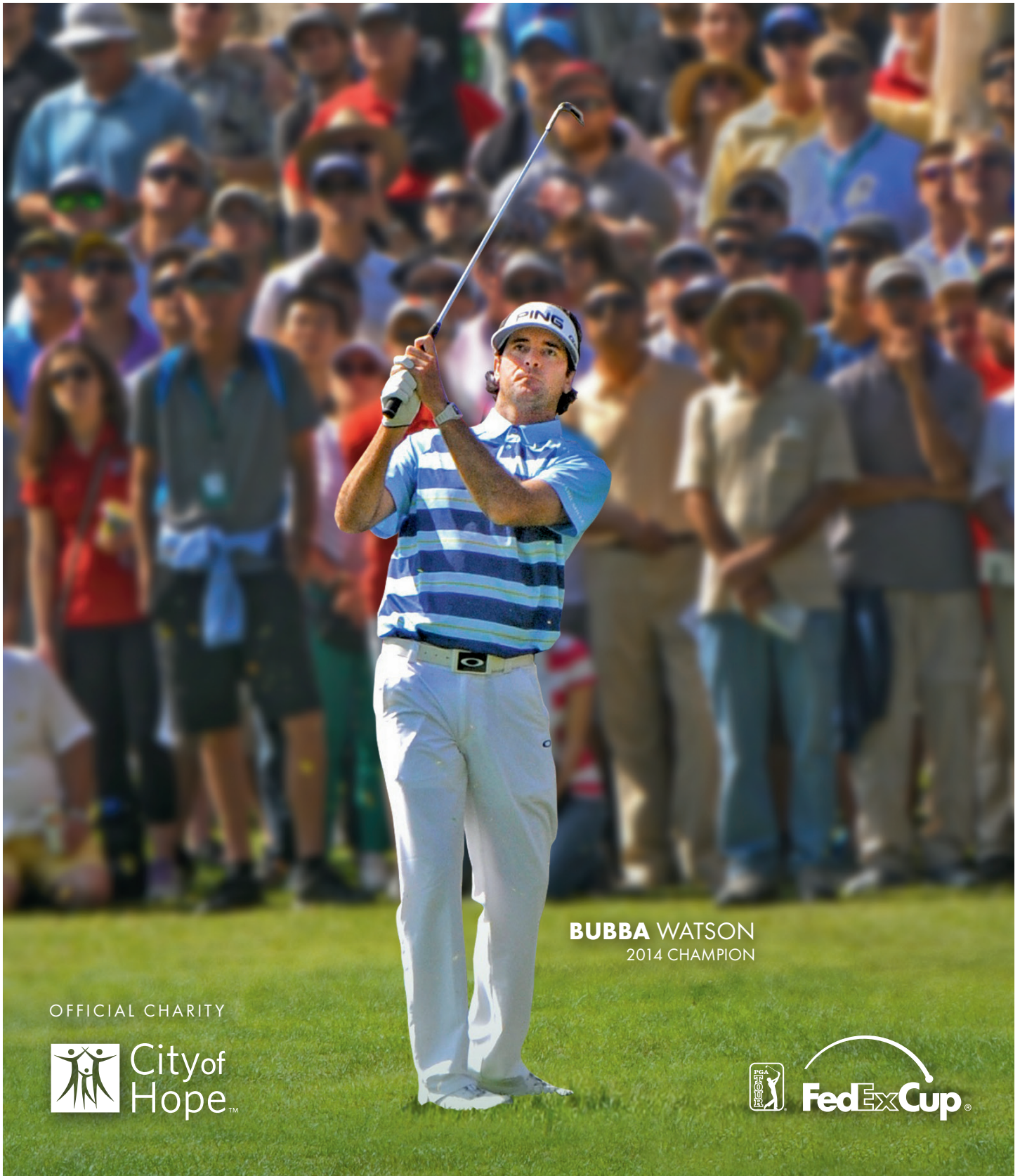


 **Northern Trust**  
*Open*

THE RIVIERA COUNTRY CLUB | FEBRUARY 18-22, 2015

OFFICIAL MEDIA GUIDE



**BUBBA WATSON**  
2014 CHAMPION

OFFICIAL CHARITY



# Table of Contents

Schedule of Events.....	2	1978.....	52
Purse Breakdown.....	2	1979.....	53
Tournament Officials/Media Center Staff.....	3	1980.....	54
2015 Official Scorecard.....	3	1981.....	55
Media Facts.....	3-4	1982.....	56
History at a Glance.....	5-7	1983.....	57
Other Events at Riviera.....	7	1984.....	58
Championship Summaries.....	9-88	1985.....	59
1926-1927.....	10	1986.....	60
1928-1929.....	11	1987.....	61
1930-1931.....	12	1988.....	62
1932.....	13	1989.....	63
1933-1934.....	14	1990.....	64
1935-1936.....	15	1991.....	65
1937.....	16	1992.....	66
1938.....	17	1993.....	67
1939-1940.....	18	1994.....	68
1941-1942.....	19	1995.....	69
1943-1945.....	20	1996.....	70
1946-1947.....	21	1997.....	71
1948.....	22	1998.....	72
1949.....	23	1999.....	73
1950.....	24	2000.....	74
1951.....	25	2001.....	75
1952.....	26	2002.....	76
1953.....	27	2003.....	77
1954.....	28	2004.....	78
1955.....	29	2005.....	79
1956.....	30	2006.....	80
1957.....	31	2007.....	81
1958.....	32	2008.....	82
1959.....	33	2009.....	83
1960.....	34	2010.....	84
1961.....	35	2011.....	85
1962.....	36	2012.....	86
1963.....	37	2013.....	87
1964.....	38	2014.....	88
1965.....	39	All-Time Records.....	89-90
1966.....	40	Top-50 Career Money Winners.....	91
1967.....	41	Top-50 Career Stroke Averages.....	91
1968.....	42	Player Records.....	93-188
1969.....	43	2014 Hole-by-Hole Summary, Scoring Recap.....	189
1970.....	44	2013 Hole-by-Hole Summary, Scoring Recap.....	190
1971.....	45	2012 Hole-by-Hole Summary, Scoring Recap.....	191
1972.....	46	2011 Hole-by-Hole Summary, Scoring Recap.....	192
1973.....	47	2010 Hole-by-Hole Summary, Scoring Recap.....	193
1974.....	48	2009 Hole-by-Hole Summary, Scoring Recap.....	194
1975.....	49	30-Year Ranking of Holes at Riviera CC.....	195
1976.....	50	Scoring Averages at a Glance (1984-2014).....	196
1977.....	51		

# Schedule of Events

All times local (PT)

## WEDNESDAY, FEBRUARY 18

6 a.m. Gates Open  
 6:40 – 8:30 a.m. Pro-Am Competition AM, starting on No. 1 and No. 10 tees  
 11:20 a.m. – 1:10 p.m. Pro-Am Competition PM, starting on No. 1 and No. 10 tees

## THURSDAY, FEBRUARY 19

6 a.m. Gates Open  
 Approx 6:40 a.m. First Round - Championship Play  
 11 a.m. – 5 p.m. PGA TOUR Network on Sirius XM PGA TOUR  
 Radio broadcast  
 2-5 p.m. Golf Channel telecast

## FRIDAY, FEBRUARY 20

6 a.m. Gates Open  
 Approx 6:40 a.m. Second Round - Championship Play  
 11 a.m. – 5 p.m. PGA TOUR Network on Sirius XM PGA TOUR  
 Radio broadcast  
 2-5 p.m. Golf Channel telecast

## SATURDAY, FEBRUARY 21

### *Military Appreciation Day*

6 a.m. Gates Open  
 Approx 8 a.m. Third Round - Championship Play  
 9 a.m. – 3 p.m. PGA TOUR Network on Sirius XM PGA TOUR  
 Radio broadcast  
 10 – 11:30 a.m. Golf Channel telecast  
 12 – 3 p.m. CBS telecast  
 1 p.m. Youth Day Clinic presented by Coca-Cola and Johnnie-O  
 Driving Range/Short-Game Area  
 3:25 p.m. Military Day Festivities including Color Guard and National Anthem, Driving Range  
 3:45 – 5 p.m. O.A.R. Concert - Riviera CC, Green Room

## SUNDAY, FEBRUARY 22

6 a.m. Gates Open  
 Approx 8 a.m. Final Round - Championship Play  
 10 a.m. – 4 p.m. PGA TOUR Network on Sirius XM PGA TOUR  
 Radio broadcast  
 10 – 11:30 a.m. Golf Channel telecast  
 12 – 3:30 p.m. CBS telecast  
 Approx 3 p.m. The Northern Trust Open Closing Ceremony (immediately following play on 18th green)

# 2015 Purse Breakdown - \$6.7 million

Position	Prize	Position	Prize	Position	Prize	Position	Prize
1	\$1,206,000.00	19	\$93,800.00	37	\$32,830.00	55	\$15,410.00
2	\$723,600.00	20	\$87,100.00	38	\$31,490.00	56	\$15,276.00
3	\$455,600.00	21	\$80,400.00	39	\$30,150.00	57	\$15,142.00
4	\$321,600.00	22	\$75,040.00	40	\$28,810.00	58	\$15,008.00
5	\$268,000.00	23	\$69,680.00	41	\$27,470.00	59	\$14,874.00
6	\$241,200.00	24	\$64,320.00	42	\$26,130.00	60	\$14,740.00
7	\$224,450.00	25	\$58,960.00	43	\$24,790.00	61	\$14,606.00
8	\$207,700.00	26	\$53,600.00	44	\$23,450.00	62	\$14,472.00
9	\$194,300.00	27	\$51,590.00	45	\$22,110.00	63	\$14,338.00
10	\$180,900.00	28	\$49,580.00	46	\$20,770.00	64	\$14,204.00
11	\$167,500.00	29	\$47,570.00	47	\$19,430.00	65	\$14,070.00
12	\$154,100.00	30	\$45,560.00	48	\$18,358.00	66	\$13,936.00
13	\$140,700.00	31	\$43,550.00	49	\$17,420.00	67	\$13,802.00
14	\$127,300.00	32	\$41,540.00	50	\$16,884.00	68	\$13,668.00
15	\$120,600.00	33	\$39,530.00	51	\$16,482.00	69	\$13,534.00
16	\$113,900.00	34	\$37,855.00	52	\$16,080.00	70	\$13,400.00
17	\$107,200.00	35	\$36,180.00	53	\$15,812.00		
18	\$100,500.00	36	\$34,505.00	54	\$15,544.00		

# Tournament Officials

## NORTHERN TRUST OPEN TOURNAMENT STAFF


O.D. Vincent	Executive Director
Katy Pradella	Tournament Manager
Tom Pulchinski	Operations Manager
James Jackson	Sales Manager
Brandon Goethals	Sales Manager
Amanda Humer	Sales Coordinator
Kristi Lee Fowlks	Community Outreach Coordinator
DJ Dunn	Tournament Services Coordinator
Ruben Orasco	Operations Intern

## Media Center Staff

Laura Neal	Vice President of Communications
Candace Reinheimer	Manager of Communications
Alex Urban	Manager of Communications
Denise Taylor	Manager of Media Relations
Doug Milne	PGA TOUR Media Official

HOLE	1	2	3	4	5	6	7	8	9	OUT	10	11	12	13	14	15	16	17	18	IN	TOTAL	
My Score																						




Contestant \_\_\_\_\_


Tee \_\_\_\_\_ Time \_\_\_\_\_

Date \_\_\_\_\_ Round \_\_\_\_\_

DO NOT WRITE  
IN THIS SPACE



### 2015 Official Scorecard



*Riviera Country Club*

HOLE	1	2	3	4	5	6	7	8	9	OUT	10	11	12	13	14	15	16	17	18	IN	TOTAL	
Yards	503	471	434	236	434	199	408	460	458	3603	315	583	479	459	192	487	166	590	475	3746	7349	
Par	5	4	4	3	4	3	4	4	4	35	4	5	4	4	3	4	3	5	4	36	71	
Score																						

\_\_\_\_\_  
MARKER'S SIGNATURE

\_\_\_\_\_  
COMPETITOR'S SIGNATURE

## Media Facts

**EVENT:** Northern Trust Open

What started as the Los Angeles Open in 1926 at Los Angeles Country Club, the Northern Trust Open is now one of the longest-running tournaments on the PGA TOUR. It was staged at various courses throughout the Los Angeles area before permanently settling at The Riviera Country Club in 1973. Outside of the major championships, the Northern Trust Open is the fourth-oldest event on TOUR, trailing only the BMW Championship, the RBC Canadian Open and the Valero Texas Open.

**DATE:** February 18-22, 2015

**SITE:** Riviera Country Club | Pacific Palisades, CA

**PAR/YARDAGE:** Par: 35-36—71/7,439 yards

## Media Facts (cont.)

**ARCHITECT/OPENED:** George C. Thomas, Jr. & William P. Bell/1926

**FORMAT:** Four-day, 72-hole stroke-play competition; 144 players, cut to low 70 and ties after 36 holes

**2014 CHAMPION:** Bubba Watson, 269 (-15)

**PURSE:** \$6.7 million

**TV LISTINGS:**

Thursday, February 19	5-8 p.m. ET	Golf Channel
Friday, February 20	5-8 p.m. ET	Golf Channel
Saturday, February 21	1-2:30 p.m. ET	Golf Channel
	3-6 p.m.	CBS
Sunday, February 22	1-2:30 p.m. ET	Golf Channel
	3-6:30 p.m.	CBS

**TOURNAMENT WEB SITE:** [www.northerntrustopen.com](http://www.northerntrustopen.com)

**CHARITY:** The 2014 Northern Trust Open generated more than \$2.1 million for Los Angeles nonprofit organizations. The total generated for Los Angeles charities since the Northern Trust Open's inception is now more than \$58 million, with 2014 marking the first time the event has generated more than \$2 million for charity in a single year.

In July 2012, City of Hope, a leading research, treatment and education center for cancer, diabetes, HIV/AIDS and other life-threatening diseases, was named Official Charity of the Northern Trust Open. As the official charity, City of Hope utilizes the event as a platform to educate the nation about its work and benefits from the considerable charitable dollars generated each year from tournament proceeds. In turn, City of Hope works alongside the Northern Trust Open to generate exposure, sales, promotion and growth of the event.

In its second year with the Northern Trust Open, significant dollars have been raised for City of Hope, in large part due to a new program, Birdies for Hope. Supporters were invited to guess the total number of birdies recorded during the 2014 tournament and for every guess, the PGA TOUR donated \$100 (up to \$250,000), while Birdies for Hope presenting sponsor Staples donated \$500 for every birdie scored by a TOUR player (up to \$500,000). More than 2,550 guesses were submitted and nearly 1,450 birdies were recorded.

Although City of Hope is the official charity partner of the Northern Trust Open, the long-term charitable strategy of the event includes additional avenues for local organizations to receive funding, including the LA Legends Club (which award grants to deserving charities of their choice each year) and Community Charities (TICKETS Fore CHARITY™ participants, as well as the Birdies for the Brave® Patriots' Outpost, The First Tee and Chevron's EAGLES FOR EDUCATION).

**CHAMPIONSHIP OFFICE:** 1250 Capri Drive - Pacific Palisades, CA 90272 - 800-756-6736

O.D. Vincent	Executive Director
Tom Pulchinski	Tournament Manager
Katy Pradella	Tournament Manager
James Jackson	Sales Manager
Brandon Goethals	Sales Manager
Kristi Lee Fowlks	Community Outreach Program Administrator
DJ Dunn	Tournament Services Coordinator

**MEDIA CONTACTS:** Laura Neal, PGA TOUR, 904-273-7655, [lauraneal@pgatourhq.com](mailto:lauraneal@pgatourhq.com)  
Candace Reinheimer, PGA TOUR, 904-280-4742, [candacereinheimer@pgatourhq.com](mailto:candacereinheimer@pgatourhq.com)

## History at a Glance

Final Rd.	Winner	Score	Runner(s)-up	Score	Location	Par/Yards	Purse	First Place
1/10/1926	Harry Cooper	279	George Von Elm	282	Los Angeles CC (North)	71/6,885	\$10,000	\$3,500
1/9/1927	Bobby Cruickshank	282	Ed Dudley	288	El Caballero CC	71/6,830	10,000	3,500
			Charles Guest					
1/9/1928	MacDonald Smith	284	Harry Cooper	287	Wilshire CC	71/6,442	10,000	3,500
1/13/1929	MacDonald Smith	285	Tommy Armour	291	Riviera CC	71/7,029	10,000	3,500
1/10/1930	Denny Shute	296	Bobby Cruickshank	300	Riviera CC	71/7,029	10,000	
			Horton Smith					
1/12/1931	Ed Dudley	285	Al Espinosa	287	Wilshire CC	71/6,442	10,000	
			Eddie Loos					
1/11/1932	MacDonald Smith	281	Leo Diegel	285	Hillcrest CC	71/6,911	7,500	2,000
			Olin Dutra					
			Joe Kirkwood, Sr.					
			Dick Metz					
1/9/1933	Craig Wood	281	Leo Diegel	285	Wilshire CC	71/6,442	5,600	1,525
			Willie Hunter					
1/8/1934	MacDonald Smith	280	Willie Hunter	288	Los Angeles CC (North)	71/6,895	5,500	1,375
			Bill Mehlhorn					
1/14/1935	Victor Ghezzi*	285	Johnny Revolta	285	Los Angeles CC (North)	71/6,895	5,000	1,350
1/12/1936	Jimmy Hines	280	Henry Picard	284	Los Angeles CC (North)	71/6,895	5,000	1,500
			Jimmy Thomson					
1/11/1937	Harry Cooper	274	Ralph Guldahl	279	Griffith Park (Wilson)	72/6,802	8,000	2,500
			Horton Smith		(Harding)	72/6,488		
1/10/1938	Jimmy Thomson	273	Johnny Revolta	277	Griffith Park (Wilson)	72/6,802	7,500	2,100
					(Harding)	72/6,488		
1/9/1939	Jimmy Demaret	274	Harold McSpaden	281	Griffith Park (Wilson)	72/6,802	5,500	1,650
					(Harding)	72/6,488		
1/8/1940	Lawson Little	282	Clayton Heafner	283	Los Angeles CC (North)	71/6,895	5,000	1,500
1/6/1941	Johnny Bulla	281	Craig Wood	283	Riviera CC	71/7,029	10,000	3,500
1/12/1942	Ben Hogan*	282	Jimmy Thomson	282	Hillcrest CC	71/6,911	10,000	3,500
1/10/1944	Harold McSpaden	278	Johnny Bulla	281	Wilshire CC	71/6,442	12,500	4,375
1/8/1945	Sam Snead	283	Harold McSpaden	284	Riviera CC	71/7,029	13,333	2,666
			Byron Nelson					
1/7/1946	Byron Nelson	284	Ben Hogan	289	Riviera CC	71/7,029	13,333	2,666
1/6/1947	Ben Hogan	280	Toney Penna	283	Riviera CC	71/7,029	10,000	2,000
1/5/1948	Ben Hogan	275	Lloyd Mangrum	279	Riviera CC	71/7,029	10,000	2,000
1/10/1949	Lloyd Mangrum	284	E.J. Harrison	287	Riviera CC	71/7,029	10,000	2,600
1/10/1950	Sam Snead*	280	Ben Hogan	280	Riviera CC	71/7,029	15,000	2,600
1/8/1951	Lloyd Mangrum	280	Henry Ransom	281	Riviera CC	71/7,029	15,000	2,600
1/7/1952	Tommy Bolt*	289	Jack Burke, Jr.	289	Riviera CC	71/7,029	17,500	4,000
			E.J. Harrison					
1/5/1953	Lloyd Mangrum	280	Jack Burke, Jr.	285	Riviera CC	71/7,029	20,000	2,750
1/11/1954	Fred Wampler	281	Jerry Barber	282	Fox Hills CC	—	20,000	4,000
			Chick Harbert					
1/9/1955	Gene Littler	276	Ted Kroll	278	Inglewood CC	—	32,500	5,000
1/9/1956	Lloyd Mangrum	272	Jerry Barber	275	Rancho Park	71/6,827	30,000	6,000
1/7/1957	Doug Ford	280	Jay Hebert	281	Rancho Park	71/6,827	35,000	7,000
1/6/1958	Frank Stranahan	275	E. J. Harrison	278	Rancho Park	71/6,827	35,000	7,000
1/5/1959	Ken Venturi	278	Art Wall	280	Rancho Park	71/6,827	35,000	5,300
1/12/1960	Dow Finsterwald	280	Bill Collins	283	Rancho Park	71/6,827	37,500	5,500
			Jay Hebert					
			Dave Ragan					

## History at a Glance (cont.)

Final Rd.	Winner	Score	Runner(s)-up	Score	Location	Par/Yards	Purse	First Place
1/9/1961	Bob Goalby	275	Eric Brown	278	Rancho Park	71/6,827	\$45,000	\$7,500
			Art Wall					
1/8/1962	Phil Rodgers	268	Bob Goalby	277	Rancho Park	71/6,827	45,000	7,500
			Fred Hawkins					
1/7/1963	Arnold Palmer	274	Al Balding	277	Rancho Park	71/6,827	50,000	9,000
			Gary Player					
1/6/1964	Paul Harney	280	Bobby Nichols	281	Rancho Park	71/6,827	50,000	7,500
1/11/1965	Paul Harney	276	Dan Sikes	279	Rancho Park	71/6,827	70,000	12,000
1/9/1966	Arnold Palmer	273	Miller Barber	276	Rancho Park	71/6,827	70,000	11,000
			Paul Harney					
1/29/1967	Arnold Palmer	269	Gay Brewer	274	Rancho Park	71/6,827	100,000	20,000
1/28/1968	Billy Casper	274	Arnold Palmer	277	Brookside GC	71/7,021	100,000	20,000
1/12/1969	Charles Sifford*	276	Harold Henning	276	Rancho Park	71/6,827	100,000	20,000
1/11/1970	Billy Casper*	276	Hale Irwin	276	Rancho Park	71/6,827	100,000	20,000
1/10/1971	Bob Lunn*	274	Billy Casper	274	Rancho Park	71/6,827	110,000	22,000
1/9/1972	George Archer*	270	Tommy Aaron	270	Rancho Park	71/6,827	125,000	25,000
			Dave Hill					
1/7/1973	Rod Funseth	276	Don Bies	279	Riviera CC	71/7,029	135,000	27,000
			David Graham					
			Dave Hill					
			Tom Weiskopf					
2/17/1974	Dave Stockton	276	John Mahaffey	278	Riviera CC	71/7,029	150,000	30,000
			Sam Snead					
2/23/1975	Pat Fitzsimons	275	Tom Kite	279	Riviera CC	71/7,029	150,000	30,000
2/22/1976	Hale Irwin	272	Tom Watson	274	Riviera CC	71/7,029	185,000	37,000
2/20/1977	Tom Purtzer	273	Lanny Wadkins	274	Riviera CC	71/7,029	200,000	40,000
2/19/1978	Gil Morgan	278	Jack Nicklaus	280	Riviera CC	71/7,029	200,000	40,000
2/25/1979	Lanny Wadkins	276	Lon Hinkle	277	Riviera CC	71/7,029	250,000	45,000
2/24/1980	Tom Watson	276	Bob Gilder	277	Riviera CC	71/7,029	250,000	45,000
			Don January					
2/22/1981	Johnny Miller	270	Tom Weiskopf	272	Riviera CC	71/7,029	300,000	54,000
2/21/1982	Tom Watson*	271	Johnny Miller	271	Riviera CC	71/7,029	300,000	54,000
1/16/1983	Gil Morgan	270	Gibby Gilbert	272	Rancho Park	71/6,827	300,000	54,000
			Mark McCumber					
			Lanny Wadkins					
2/19/1984	David Edwards	279	Jack Renner	282	Riviera CC	71/7,029	400,000	72,000
1/27/1985	Lanny Wadkins	264	Hal Sutton	271	Riviera CC	71/7,029	400,000	72,000
2/23/1986	Doug Tewell	270	Clarence Rose	277	Riviera CC	71/7,029	450,000	81,000
2/22/1987	T.C. Chen*	275	Ben Crenshaw	275	Riviera CC	71/7,029	600,000	108,000
2/28/1988	Chip Beck	267	Mac O'Grady	271	Riviera CC	71/6,946	750,000	135,000
			Bill Sander					
2/5/1989	Mark Calcavecchia	272	Sandy Lyle	273	Riviera CC	71/6,946	1,000,000	180,000
2/25/1990	Fred Couples	266	Gil Morgan	269	Riviera CC	71/6,946	1,000,000	180,000
2/24/1991	Ted Schulz	272	Jeff Sluman	273	Riviera CC	71/6,949	1,000,000	180,000
3/1/1992	Fred Couples*	269	Davis Love III	269	Riviera CC	71/6,946	1,000,000	180,000
2/28/1993	Tom Kite	206	Dave Barr	209	Riviera CC	71/6,946	1,000,000	180,000
			Fred Couples					
			Donnie Hammond					
			Payne Stewart					
2/13/1994	Corey Pavin	271	Fred Couples	273	Riviera CC	71/6,946	1,000,000	180,000
2/26/1995	Corey Pavin	268	Jay Don Blake	271	Riviera CC	71/6,946	1,200,000	216,000
			Kenny Perry					

## History at a Glance (cont.)

Final Rd.	Winner	Score	Runner(s)-up	Score	Location	Par/Yards	Purse	First Place
2/25/1996	Craig Stadler	278	Mark Brooks Fred Couples Scott Simpson Mark Wiebe	279	Riviera CC	71/6,946	\$1,200,000	\$216,000
3/2/1997	Nick Faldo	272	Craig Stadler	275	Riviera CC	71/6,946	1,400,000	252,000
3/1/1998	Billy Mayfair*	272	Tiger Woods	272	Valencia CC	71/6,967	2,100,000	378,000
2/21/1999	Ernie Els	270	Davis Love III Ted Tryba Tiger Woods	272	Riviera CC	71/6,946	2,800,000	504,000
2/20/2000	Kirk Triplett	272	Jesper Parnevik	273	Riviera CC	71/7,056	3,100,000	558,000
2/25/2001	Robert Allenby*	276	Brandel Chamblee Toshi Izawa Dennis Paulson Jeff Sluman Bob Tway	276	Riviera CC	71/7,078	3,400,000	612,000
2/17/2002	Len Mattiace	269	Brad Faxon Scott McCarron Rory Sabbatini	270	Riviera CC	71/7,174	3,700,000	666,000
2/23/2003	Mike Weir*	275	Charles Howell III	275	Riviera CC	71/7,222	4,500,000	810,000
2/22/2004	Mike Weir	267	Shigeki Maruyama	268	Riviera CC	71/7,260	4,800,000	864,000
2/20/2005	Adam Scott*	133	Chad Campbell	133	Riviera CC	71/7,260	4,800,000	864,000
2/19/2006	Rory Sabbatini	271	Adam Scott	272	Riviera CC	71/7,279	5,100,000	918,000
2/18/2007	Charles Howell III*	268	Phil Mickelson	268	Riviera CC	71/7,279	5,200,000	936,000
2/17/2008	Phil Mickelson	272	Jeff Quinney	274	Riviera CC	71/7,279	6,200,000	1,116,000
2/22/2009	Phil Mickelson	269	Steve Stricker	270	Riviera CC	71/7,279	6,300,000	1,134,000
2/7/2010	Steve Stricker	268	Luke Donald	270	Riviera CC	71/7,325	6,400,000	1,152,000
2/20/2011	Aaron Baddeley	272	Vijay Singh	274	Riviera CC	71/7,325	6,500,000	1,170,000
2/19/2012	Bill Haas*	277	Keegan Bradley Phil Mickelson	277	Riviera CC	71/7,349	6,600,000	1,188,000
2/17/2013	John Merrick*	273	Charlie Beljan	277	Riviera CC	71/7,349	6,600,000	1,188,000
2/16/2014	Bubba Watson	269	Dustin Johnson	271	Riviera CC	71/7,349	6,700,000	1,206,000

\*denotes playoff victory

## OTHER EVENTS

### U.S. Open

1948	Ben Hogan	276	Jimmy Demaret	278	Riviera CC	71/7,020	—	\$2,000.00
------	-----------	-----	---------------	-----	------------	----------	---	------------

### PGA Championship

1983	Hal Sutton	274	Jack Nicklaus	275	Riviera CC	71/6,946	\$600,000	100,000
1995	Steve Elkington	267	Colin Montgomerie	267	Riviera CC	71/6,956	2,000,000	360,000

### U.S. Senior Open


1998	Hale Irwin	285	Vincente Fernandez	286	Riviera CC	71/6,906	1,500,000	267,500
------	------------	-----	--------------------	-----	------------	----------	-----------	---------





## Championship Summaries

Bubba Watson, who shot 64-64 on the weekend last year to win his first Northern Trust Open and fifth PGA TOUR event, receives the trophy with his wife, Angie, and his son, Caleb, following play.



# Championship Summaries



## 1926 Harry Cooper

Billed as the "greatest golfing classic the West has ever known," the first Northern Trust Open Golf Tournament generated such interest that Damon Runyon was dispatched from New York to cover the \$10,000 event. This purse, the largest offered on TOUR, was enough to attract Harry Cooper and amateur George Von Elm, who waged a head-to-head battle against a field of 250 other entrants. Cooper managed to take command after the 14th hole, finishing with an eagle on the 18th for a 279 and a three-stroke victory margin.

**January 7, 8, 9, 10 – Los Angeles Country Club**

Pos	Player	Rd1	Rd2	Rd3	Rd4	Total	Earnings	Pos	Player	Rd1	Rd2	Rd3	Rd4	Total	Earnings
1	Harry Cooper	70	68	74	67	279/	\$3,500.00	T12	Bill Mehlhorn	/	/	/	/	/	\$100
2	George Von Elm	72	73	67	70	282/		T12	Phil Taylor	/	/	/	/	/	100
T3	Al Espinosa	68	75	70	72	285/	1,250.00	T12	Al Watrous	/	/	/	/	/	100
T3	Joe Kirkwood, Sr.	70	68	73	74	285/	1,250.00	T16	Jack Hart	/	/	/	/	/	100
T5	William Creavy	74	74	71	71	290/	462.5	T16	Fred Morrison	/	/	/	/	/	100
T5	John Golden	77	72	69	72	290/	462.5	T16	Joe Turnesa	/	/	/	/	/	100
T5	Willie Hunter	72	71	73	74	290/	462.5	T19	Ernest Martin	/	/	/	/	/	100
T5	MacDonald Smith	72	73	70	75	290/	462.5	T19	John Rogers	/	/	/	/	/	100
T9	Bobby Cruickshank	74	69	74	74	291/	225	T21	George Kerrigan	/	/	/	/	/	100
T9	Vic D'Alberto	74	71	68	78	291/	225	T21	Harold Sampson	/	/	/	/	/	100
11	John L. Black	/	/	/	/	/	200	T21	Frank Walsh	/	/	/	/	/	100
T12	Joe Lally	/	/	/	/	/	100	24	Chick Fraser	/	/	/	/	/	100



## 1927 Bobby Cruickshank

Harry Cooper took the second-round lead at El Caballero that year, but his victory effort skidded when, on the par-3 17th, he recorded a nine. The "Wee Scot" Bobby Cruickshank danced when he took the tourney by six strokes.

**January 6, 7, 8, 9 – El Caballero Country Club**

Pos	Player	Rd1	Rd2	Rd3	Rd4	Total	Earnings	Pos	Player	Rd1	Rd2	Rd3	Rd4	Total	Earnings
1	Bobby Cruickshank	70	71	74	67	282/	\$3,500.00	T19	Arthur Demane	78	76	73	73	300/	\$100
T2	Ed Dudley	70	74	73	71	288/	1,250.00	T19	Dick Linares	/	/	100	/	/	
T2	Charles Guest	70	71	74	73	288/	1,250.00	T21	John Rogers	75	72	78	76	301/	50
T4	Johnny Farrell	71	73	70	75	289/	625	T21	Joe Turnesa	78	72	75	76	301/	50
T4	Al Watrous	72	69	74	74	289/	625	23	Bill Mehlhorn	72	77	76	78	303/	
T6	John L. Black	72	78	72	71	293/	283.33	T24	Tom Stevens	79	77	77	73	306/	
T6	Eddie Loos	71	77	70	75	293/	283.33	T24	Dan Williams	76	76	75	79	306/	
T6	MacDonald Smith	72	74	73	74	293/	283.33	26	Mike Brady	70	87	73	77	307/	
9	Leo Diegel	78	72	71	73	294/	200	T27	S. W. Hutchison	74	80	74	80	308/	
10	John H. Jones	73	69	77	76	295/		T27	Tom Raklets	75	75	80	78	308/	
T11	Tommy Armour	71	75	74	76	296/	100	T27	Leonard Schmutte	72	83	77	76	308/	
T11	Harry Cooper	71	70	72	83	296/	100	T30	William Creavy	77	74	76	83	310/	
T13	John Golden	76	76	70	75	297/	100	T30	John J. O'Connor	74	80	76	80	310/	
T13	Hutt Martin	72	76	72	77	297/	100	T32	George Howard	75	81	80	75	311/	
T13	George Von Elm	73	71	77	76	297/		T32	C. H. Perkins	75	80	77	79	311/	
T16	Willie Hunter	74	75	73	76	298/	100	34	Art Longworth	74	81	82	79	316/	
T16	Larry Nabholz	74	71	77	76	298/	100	35	Les Madison	77	79	80	83	319/	
18	Joe Kirkwood, Sr.	77	76	75	71	299/	100								

## Championship Summaries (cont.)



### 1928 MacDonald Smith

MacDonald Smith began his four-tourney domination of the Northern Trust Open at Wilshire Country Club. Although Tommy Armour, Bobby Cruickshank and Harry Cooper were the favorites, the 36-year-old Smith was consistent. He took only 115 putts during the 72-hole tournament, for an average of 1.6 putts per green.

**January 5, 6, 7, 8 – Wilshire Country Club**

Pos	Player	Rd1	Rd2	Rd3	Rd4	Total	Earnings	Pos	Player	Rd1	Rd2	Rd3	Rd4	Total	Earnings
1	MacDonald Smith	74	70	69	71	284/	\$3,500.00	T18	Vic D'Alberto	76	74	76	74	300/	
2	Harry Cooper	73	69	75	70	287/		T18	Hutt Martin	75	74	78	73	300/	
3	Abe Espinosa	72	73	72	73	290/	1,000.00	T20	Willie Hunter	79	75	72	75	301/	
T4	Tommy Armour	71	77	74	70	292/	533.33	T20	Horton Smith	77	72	75	77	301/	
T4	Bill Mehlhorn	71	75	74	72	292/	533.33	T22	Charlie Chung	76	76	76	74	302/	
T4	Al Watrous	73	74	71	74	292/	533.33	T22	Mel Smith	73	73	79	77	302/	
T7	Billy Burke	76	77	72	68	293/		T24	Eric Bannister	77	78	74	74	303/	
T7	Al Espinosa	75	72	71	75	293/		T24	John P. Jones	76	73	78	76	303/	
9	Bobby Cruickshank	74	71	73	76	294/		T24	Guy Paulsen	81	69	75	78	303/	
T10	John L. Black	75	71	75	74	295/		T24	Ernest Penfold	78	71	77	77	303/	
T10	Ed Dudley	72	71	74	78	295/		T24	Frank Walsh	79	75	72	77	303/	
T12	Mortie Dutra	76	69	76	76	297/		T24	Tony Manero	/					
T12	Willard Hutchison	76	76	74	71	297/		T30	Dallas Jeffers	71	75	77	81	304/	
T12	George Von Elm	76	74	75	72	297/		T30	Floyd Johnson	76	72	79	77	304/	
15	Al Moser	76	77	72	73	298/		T30	Dewey Longworth	76	78	71	79	304/	
T16	Fred Morrison	76	76	75	72	299/		T30	Roy Tufts	77	73	77	77	304/	
T16	Jack Tarrant	74	76	74	75	299/		34	Leo Diegel	79	73	77	76	305/	



### 1929 MacDonald Smith

As the 1920s roared to a close, so many golfers wanted to play in the \$10,000 Northern Trust Open that a 36-hole qualifier was required. Six courses were used for the rounds. Will Rogers acted as Master of Ceremonies at the Junior Chamber's \$100-a-plate Sportsman's Banquet. Walter Hagen was tagged as the favorite for this tourney, but once again it was MacDonald Smith's expertise on the greens which brought him first prize.

**January 10, 11, 12, 13 – Riviera Country Club**

Pos	Player	Rd1	Rd2	Rd3	Rd4	Total	Earnings	Pos	Player	Rd1	Rd2	Rd3	Rd4	Total	Earnings
1	MacDonald Smith	71	71	70	73	285/	\$3,500.00	T8	Frank Walsh	73	71	77	79	300/	\$175
2	Tommy Armour	68	67	76	80	291/	1,750.00	11	Al Watrous	72	73	72	84	301/	
3	Leo Diegel	77	69	74	72	292/	875	12	Harry Cooper	79	70	76	77	302/	
T4	Horton Smith	71	75	72	76	294/	500	T13	Henry Ciuci	72	81	76	74	303/	
T4	George Von Elm	71	73	76	74	294/	500	T13	John Golden	75	75	78	75	303/	
T6	Bobby Cruickshank	77	71	78	72	298/	275	15	Jack Tarrant	79	71	79	76	305/	
T6	Eddie Loos	75	76	74	73	298/	275	T16	Al Espinosa	74	77	78	77	306/	
T8	Billy Burke	77	71	74	78	300/	175	T16	Walter Hagen	77	74	79	76	306/	
T8	Ed Dudley	74	72	77	77	300/	175	T16	Fred Morrison	78	75	77	76	306/	

## Championship Summaries (cont.)



### 1930 Denny Shute

Rain affected play at Riviera that year to the extent that favorites MacDonald Smith and Walter Hagen turned in rounds of 77 and 81, respectively. Denny Shute pulled out to lead in the second round, maintaining first place for the remainder of the tournament and becoming the first American to win the Northern Trust Open. Rain was such a factor that par was equaled or broken just once.

**January 11, 12, 13, 14 – Riviera Country Club**

Pos	Player	Rd1	Rd2	Rd3	Rd4	Total	Earnings
1	Denny Shute	73	74	75	74	296/	
T2	Bobby Cruickshank	74	77	74	75	300/	
T2	Horton Smith		/				
4	Al Espinosa	72	79	76	76	303/	
5	Tommy Armour	74	77	76	77	304/	
T6	Leo Diegel	73	80	75	77	305/	
T6	Mortie Dutra	75	81	76	73	305/	

Pos	Player	Rd1	Rd2	Rd3	Rd4	Total	Earnings
T8	Chet Beer	78	74	75	79	306/	
T8	MacDonald Smith	77	82	71	76	306/	
T10	Tony Manero	80	79	74	75	308/	
T10	Willie Hunter		/				
T12	Ed Dudley	79	80	73	77	309/	
T12	John Rogers	70	82	77	80	309/	
T12	Frank Walsh	76	77	77	79	309/	



### 1931 Ed Dudley

Again rain played a major role in the tournament, forcing the sixth Northern Trust Open to be delayed a day to allow Wilshire Country Club to dry out. The 16th hole had always been a problem and was lengthened to become a par 5. Two Chicagoans, Al Espinosa and Eddie Loos, led the tournament after the first round, but it was Ed Dudley's final-round 68 which earned a place in the tournament's list of champions.

**January 9, 10, 11, 12 – Wilshire Country Club**

Pos	Player	Rd1-3	Rd4	Total	Earnings
1	Ed Dudley	217	68	285/	
T2	Al Espinosa	213	74	287/	
T2	Eddie Loos	213	74	287/	
T4	Tommy Armour	215	73	288/	
T4	Frank Walsh	214	74	288/	
T6	Leo Diegel	212	77	289/	
T6	Craig Wood	217	72	289/	
8	Harry Cooper	217	73	290/	
T9	Walter Hagen	217	74	291/	
T9	Gene Sarazen	220	71	291/	
11	Jimmy Rimmer	219	73	292/	
12	MacDonald Smith	219	74	293/	
T13	Wiffy Cox	221	73	294/	
T13	Mortie Dutra	219	75	294/	
T13	Olin Dutra	222	72	294/	
T13	Horton Smith	220	74	294/	

Pos	Player	Rd1-3	Rd4	Total	Earnings
17	Roland MacKenzie	221	74	295/	
18	Neil Christian	226	70	296/	
T19	Clarence Clark	223	74	297/	
T19	Willie Hunter	225	72	297/	
T19	Tony Manero	222	75	297/	
T19	George Von Elm	222	75	297/	
T19	Lew Waldron	227	70	297/	
T24	Willard Hutchison	221	77	298/	
T24	Al Watrous	220	78	298/	
26	Willie Goggin	220	79	299/	
T27	Joe Kirkwood, Sr.	226	74	300/	
T27	Dewey Longworth	229	71	300/	
T29	Waldo Crowder	225	78	303/	
T29	Ralph Guldahl	229	74	303/	
T29	Walter Kozak	226	77	303/	

## Championship Summaries (cont.)



### 1932 MacDonal Smith

The depression forced the purse of the 1932 Northern Trust Open down to \$7,500 but did nothing to dampen the play that year. The excitement started in the qualifying round when Fred Morrison made an eagle on the first hole and holed a 240-yard shot for a double eagle-2 on the par-5 eighth hole. MacDonal Smith took an early lead and maintained it to walk away with his third Northern Trust Open championship.

**January 8, 9, 10, 11 – Hillcrest Country Club**

Pos	Player	Rd1-3	Rd4	Total	Earnings	Pos	Player	Rd1-3	Rd4	Total	Earnings
1	MacDonal Smith	209	72	281/	\$2,000.00	T22	Herman Barron	221	71	292/	
T2	Leo Diegel	214	71	285/	937.5	T22	Al Espinosa	220	72	292/	
T2	Olin Dutra	212	73	285/	937.5	T22	Willie Goggin	217	75	292/	
T2	Joe Kirkwood, Sr.	214	71	285/	937.5	T22	Tony Manero	219	73	292/	
T2	Dick Metz	215	70	285/	937.5	T22	Rod Munday	218	74	292/	
T6	Clarence Clark	216	70	286/	250	T27	Chet Beer	219	74	293/	
T6	Abe Espinosa	217	69	286/	250	T27	Mortie Dutra	217	76	293/	
T6	Ralph Guldahl	216	70	286/	250	T27	John Golden	217	76	293/	
T6	Gene Sarazen	214	72	286/	250	T27	Frank Rodia	221	72	293/	
10	Ray Mangrum	220	67	287/	100	T31	Wiffy Cox	220	74	294/	
11	Walter Hagen	217	71	288/		T31	Fred Lamprecht	220	74	294/	
T12	Johnny Farrell	216	74	290/		T31	Vic Owen	222	72	294/	
T12	Mark Fry	218	72	290/		T34	Fay Coleman	221	74	295/	
T12	Willie Hunter	217	73	290/		T34	Fred Morrison	223	72	295/	
T12	Dallas Jeffers	215	75	290/		T34	Paul Runyan	222	73	295/	
T12	Al Zimmerman	217	73	290/		T34	Bob White	222	73	295/	
T17	Bill Foley	218	73	291/		T38	Harry Cooper	217	79	296/	
T17	Archie Hambrick	222	69	291/		T38	Ed Dudley	220	76	296/	
T17	Ben Hogan	222	69	291/		T38	Jimmy Thomson	221	75	296/	
T17	Roland MacKenzie	219	72	291/		T38	Frank Walsh	223	73	296/	
T17	Jack Tarrant	219	72	291/		T38	Emery Zimmerman	220	76	296/	

## Championship Summaries (cont.)



### 1933 Craig Wood

The opening round of the tournament ended in a four-way tie between Craig Wood, Clarence Hubby, Irvin Goddard and Eddie Loos, all with 69s. The prize money went to Wood with MacDonald Smith coming in eighth. Farther back in the field was a young Texan playing in his second professional tournament – Byron Nelson.

**January 7, 8, 9, 10 – Wilshire Country Club**

Pos	Player	Rd1-2	Rd3	Rd4	Total	Earnings
1	Craig Wood	140	70	71	281/	\$1,525.00
T2	Leo Diegel	140	73	72	285/	932.25
T2	Willie Hunter	140	74	71	285/	932.25
4	Harold Sampson	144	75	68	287/	565
5	Charles Guest	139	74	75	288/	395.5
T6	Eddie Loos	144	71	74	289/	226
T6	Fred Morrison	144	71	74	289/	226
T6	MacDonald Smith	145	70	74	289/	226
9	Mark Fry	141	74	75	290/	
10	George Von Elm	147	74	70	291/	
T11	John Dawson	144	73	75	292/	
T11	Al Esposito	143	73	76	292/	
T11	Paul Runyan	143	77	72	292/	
T14	Olin Dutra	149	74	71	294/	
T14	Ray Mangrum	146	78	70	294/	
T14	Mike Murra	148	70	76	294/	
T14	Byron Nelson	147	76	71	294/	
T14	Charles Seaver	148	73	73	294/	

Pos	Player	Rd1-2	Rd3	Rd4	Total	Earnings
T19	Dick Metz	146	74	75	295/	
T19	Jimmy Thomson	147	73	75	295/	
T21	Wiffy Cox	147	72	77	296/	
T22	Ben Coltrin	150	75	72	297/	
T22	Horton Smith	144	77	76	297/	
T24	Willie Goggin	149	71	78	298/	
T24	Tony Manero	146	76	76	298/	
T24	Frank Walsh	148	75	75	298/	
T27	Clarence Hubby	143	75	81	299/	
T27	Dallas Jeffers	149	72	78	299/	
T27	Ky Laffoon	150	74	75	299/	
30	Fay Coleman	142	82	76	300/	
T31	Irvin Goddard	145	81	75	301/	
T31	Emery Zimmerman	149	74	78	301/	
T33	Harold Evans	150	79	73	302/	
T33	Roland MacKenzie	146	78	78	302/	
T33	Harry Pressler	150	77	75	302/	



### 1934 MacDonald Smith

The Northern Trust Open celebrated its ninth birthday and returned to Los Angeles Country Club. A "Parade of Sports" broadcast was held with former tournament winner Denny Shute and Leo Diegel representing golf on the Christmas Eve program carried by CBS. Olin Dutra, of Brentwood, opened the tournament with a sizzling 67 and a two-stroke lead over Johnny Revolta. Dutra and Revolta shared the lead after two rounds, but the final two belonged to three-time champ MacDonald Smith. Smith took the tournament with his lowest score, a 280, and an eight-stroke margin.

**January 5, 6, 7, 8 – Los Angeles Country Club**

Pos	Player	Total	Earnings
1	MacDonald Smith	/	\$1,375.00
T2	Willie Hunter	/	742
T2	Bill Mehlhorn	/	742
T4	Willie Goggin	/	440
T4	Johnny Revolta	/	440
T4	George Von Elm	/	440
T7	Wiffy Cox	/	220
T7	Olin Dutra	/	220
T7	Paul Runyan	/	220
T10	Ky Laffoon	/	73
T10	John Rogers	/	73
12	Bunny Torpey	/	36
T13	Mortie Dutra	/	36
T13	Joe Kirkwood, Sr.	/	36

Pos	Player	Total	Earnings
T13	Charles Seaver	/	
T16	Eddie Loos	/	\$36
T16	John Perelli	/	36
T18	Bobby Cruickshank	/	36
T18	Abe Espinosa	/	36
T18	Victor Ghezzi	/	36
T18	Ralph Guldahl	/	36
T18	Stanley Kertes	/	36
T18	Al Krueger	/	36
T18	George Schneider	/	36
T18	Jimmy Thomson	/	36
T26	Byron Nelson	/	36
T26	John Dawson	/	

## Championship Summaries (cont.)



### 1935 Vic Ghezzi

Two relative unknowns dominated play in 1935. Vic Ghezzi and Johnny Revolta both shot 68s in the first round, but Ghezzi managed to fight his way to a one-stroke lead by the second day. The tables were turned as Revolta took the lead only to bogey three of his last five holes for a tie with Ghezzi. An 18-hole playoff on Monday only managed to draw a gallery of 500 spectators. This was credited to the anonymity of the players and to the fact that Ghezzi and Revolta had pledged to split the prize money regardless of the outcome. Ghezzi took the honors with a 73 to Revolta's 75 in the playoff.

### January 11, 12, 13, 14, 15 – Los Angeles Country Club

Pos	Player	Rd1	Rd2	Rd3	Rd4	Total	Earnings	Pos	Player	Rd1	Rd2	Rd3	Rd4	Total	Earnings
1	Victor Ghezzi	68	71	75	71	285/	\$1,350.00	T25	Walter Hagen	74	76	70	76	296/	\$6
2	Johnny Revolta	68	72	69	76	285/	800	T25	Eddie Loos	73	73	75	75	296/	6
3	MacDonald Smith	74	72	72	69	287/	600	T25	Sam Parks	73	72	78	73	296/	6
T4	Willie Goggin	70	71	75	72	288/	450	T25	Eric Seavall	73	73	79	71	296/	6
T4	Gene Sarazen	72	72	71	73	288/	450	T29	Stanley Kertes	70	77	73	77	297/	
T6	Floyd Farley	75	70	74	70	289/	168	T29	Al Krueger	71	71	80	75	297/	
T6	Charles Lacey	74	74	73	68	289/	168	31	Jimmy Hines	70	80	75	73	298/	
T6	Harold McSpaden	73	72	73	71	289/	168	T32	George Whitehead	75	72	79	73	299/	
T6	Horton Smith	71	73	72	73	289/	168	T32	Don Erickson					/	
T10	Olin Dutra	72	73	71	74	290/	67	T34	Cliff Baker	75	73	78	74	300/	
T10	Henry Picard	76	71	71	72	290/	67	T34	Bruce McCormick	73	73	78	76	300/	
T10	Paul Runyan	71	71	74	74	290/	67	T34	Henry Kaiser					/	
T10	Jimmy Thomson	76	71	71	72	290/	67	37	Clarence Yockey	73	75	76	77	301/	
T14	Ray Mangrum	74	74	70	73	291/	50	T38	Dave Martinez	74	69	78	81	302/	
T14	Ralph Guldahl					/	50	T38	Lex Robson	73	75	80	74	302/	
T14	Ky Laffoon					/	50	T40	Harry Cooper	73	74	75	81	303/	
17	John Perelli	69	76	73	74	292/	40	T40	Byron Nelson	75	74	80	74	303/	
T18	Abe Espinosa	73	76	68	76	293/	32	T40	George Von Elm	78	71	76	78	303/	
T18	Dick Metz	69	76	73	75	293/	32	T40	Al Zimmerman	72	77	76	78	303/	
T20	Mark Fry	73	74	73	75	295/	25	T44	Jim Fogerty	73	71	80	80	304/	
T20	Willie Hunter	74	74	72	75	295/	25	T44	Jack Grout	77	73	77	77	304/	
T20	Ted Longworth	74	75	73	73	295/	25	T44	Jack MacKey	76	74	78	76	304/	
T20	Emery Zimmerman	74	76	76	69	295/	25	47	Fred Morrison	73	75	76	83	307/	
T20	Denny Shute					/	25	48	Frank Rodia	75	75	81	77	308/	

Note: Ghezzi beat Revolta in an 18-hole playoff (73-75).



### 1936 Jimmy Hines

There were 14 sub-par rounds the first day of play, which included a three-way tie for the lead among defending champ Vic Ghezzi, 1926 winner Harry Cooper and Henry Picard, all of whom shot 66s. Jimmy Hines was one of only two golfers to break par on the second day. His 68 put him in contention with Picard for the lead. Hines opened the final day of play with a 69 and shot a 74 in the afternoon round for a four-stroke victory over Picard and Jimmy Thompson.

### January 10, 11, 12, 13 – Los Angeles Country Club

Pos	Player	Rd1	Rd2	Rd3	Rd4	Total	Earnings	Pos	Player	Rd1	Rd2	Rd3	Rd4	Total	Earnings
1	Jimmy Hines	137	69	74		280/	\$1,500.00	T13	Olin Dutra	140	75	76		291/	\$70
T2	Henry Picard	137	72	75		284/	650	T13	Paul Runyan	143	73	75		291/	70
T2	Jimmy Thomson	140	73	71		284/	650	T13	MacDonald Smith	146	72	73		291/	70
T4	Mark Fry	142	71	72		285/	350	16	Jimmy Demaret	142	79	71		292/	55
T4	Victor Ghezzi	144	72	69		285/	350	T17	Seisui (CHICK) Chin	142	76	75		293/	29
6	Horton Smith	141	72	73		286/	250	T17	Ralph Guldahl	142	74	77		293/	29
7	Byron Nelson	140	72	75		287/	200	T17	Bill Jelliffe	142	79	72		293/	29
T8	Harry Cooper	138	79	72		289/	137.5	T17	Fred Morrison	146	69	78		293/	29
T8	Willie Goggin	145	72	72		289/	137.5	T17	Rod Munday	148	71	74		293/	29
T8	Ky Laffoon	145	70	74		289/	137.5	T22	Ben Coltrin	145	76	73		294/	
T8	Al Zimmerman	142	73	74		289/	137.5	T22	Wiffy Cox	148	77	69		294/	
12	Harold McSpaden	138	75	77		290/	90	T22	Al Krueger	149	73	72		294/	



## Championship Summaries (cont.)



### 1937 Harry Cooper

The field included all the past winners of the Northern Trust Open except Bobby Cruickshank, but the only one who was to figure prominently was the first winner, the man whom Damon Runyon called "Lighthorse" Harry Cooper. Perhaps because the Chicagoan was more used to cold weather, he ignored the near-freezing temperatures and shot a 69 and 70 to lead the first two rounds. Horton Smith challenged Cooper in the third round, firing a course-record 64. It was Cooper again in the final round with a 66 for a tournament record 274 and a five-stroke victory margin. In sixth place was a young golfer who would not only play a large part in the future of tournament, but also become a legend for all of golf – Sam Snead.

January 8, 9, 10, 11 – Griffith Park

Pos	Player	Rd1	Rd2	Rd3	Rd4	Total	Earnings
1	Harry Cooper	69	70	69	66	274/	\$2,500.00
T2	Ralph Guldahl	70	72	66	71	279/	1,250.00
T2	Horton Smith	71	71	64	73	279/	1,250.00
4	Henry Picard	71	75	67	67	280/	750
5	Art Bell	72	67	70	73	282/	500
6	Sam Snead	71	71	72	69	283/	400
T7	Mark Fry	72	70	70	72	284/	200
T7	Johnny Revolta	72	70	72	70	284/	200
T9	Neil Christian	73	71	70	71	285/	75
T9	Ed Dudley	73	71	70	71	285/	75
T9	Byron Nelson	73	71	70	71	285/	75
T12	Willie Goggin	70	73	73	70	286/	40
T12	Jules Huot	73	66	72	75	286/	40
T14	Denny Shute	74	76	69	68	287/	25
T14	Jimmy Thomson	72	71	73	71	287/	25
T16	Jimmy Hines	70	73	72	73	288/	25
T16	John Rogers	79	70	73	66	288/	25
T16	George Von Elm	74	75	68	71	288/	25
T16	Emery Zimmerman	73	73	71	71	288/	25
T16	Bruce McCormick	72	73	69	74	288/	25
T21	Leo Diegel	73	73	73	70	289/	25
T21	Paul Runyan	72	71	71	75	289/	25
T21	Frank Stuhler	72	74	68	75	289/	25
T21	Craig Wood	76	75	66	72	289/	25
T25	Leonard Dodson	73	73	71	73	290/	25
T25	Zell Eaton	73	67	78	72	290/	25
T25	Gray Madison	70	72	74	74	290/	25
28	Al Zimmerman	70	73	73	75	291/	25
T29	Harry Bassler	75	71	72	74	292/	25
T29	Al Krueger	70	70	73	79	292/	25
T29	MacDonald Smith	76	74	72	70	292/	25
T32	Harold Heiser	73	73	71	76	293/	25
T32	Willie Hunter	75	75	73	70	293/	25
T32	Harold McSpaden	74	75	68	76	293/	25
T32	George Schneiter	71	76	75	71	293/	25
T32	Leo Walper	76	72	69	76	293/	25
37	Dick Shoemaker	77	68	76	73	294/	
T38	Charles Guest	75	77	73	70	295/	
T38	Les Madison	73	77	74	71	295/	
T38	Jimmy McHale	75	73	74	73	295/	
T38	Sam Parks	72	74	77	72	295/	

Pos	Player	Rd1	Rd2	Rd3	Rd4	Total	Earnings
T38	Eric Seavall	74	74	73	74	295/	
T38	Bud Oakley					/	
T44	Al Gruber	71	77	75	73	296/	
T44	Lawson Little	77	70	79	70	296/	
T44	Ted Longworth	76	72	73	75	296/	
T44	Joe Mozel	75	73	74	74	296/	
T44	Joe Robinson	78	74	77	67	296/	
T44	Matt Kowal					/	
T50	Lester Bolstad	72	74	76	75	297/	
T50	E. J. Harrison	73	73	76	75	297/	
T50	Lloyd Mangrum	75	73	74	75	297/	
T53	Vernon Allen	76	72	74	76	298/	
T53	Don Erickson	74	75	76	73	298/	
T53	Marvin Stahl	75	77	74	72	298/	
T56	Gordon Brunton	77	70	73	79	299/	
T56	Johnny Bulla	75	74	75	75	299/	
T56	John Dawson	74	80	73	72	299/	
T56	Fred Morrison	73	75	72	79	299/	
T56	Orville White	76	75	75	73	299/	
T56	Danny Williams	74	77	73	75	299/	
T62	Jim Fogerty	74	75	76	75	300/	
T62	Alex Follmer	75	72	74	79	300/	
T62	Jack Gage	74	79	77	70	300/	
T62	Harold Sampson	77	69	76	78	300/	
T62	Walter Scheiber	72	77	77	74	300/	
T67	Al Baker	69	76	79	77	301/	
T67	Newt Bassler	78	72	76	75	301/	
T67	Victor Ghezzi	74	77	76	74	301/	
T67	Harry Hampton	77	76	72	76	301/	
T67	Stanley Kertes	75	75	75	76	301/	
72	Larry Brazil	75	79	72	76	302/	
T73	Bill Jelliffe	76	74	76	77	303/	
T73	Ben Loving					/	
75	Ray Ainsley	80	73	75	76	304/	
76	Earl Fry	76	74	79	76	305/	
77	Frank P. Hixon	75	78	76	77	306/	
78	Joe Ezar	76	78	76	79	309/	
79	Ed Brook	81	72	80	77	310/	
80	Harrell Butler	76	78	82	76	312/	
81	Arnold Leonard	78	76	85	76	315/	

## Championship Summaries (cont.)



### 1938 Jimmy Thompson

The tourney belonged to Jimmy Thompson, who demolished the Griffith Park courses with a second-hand putter he had picked up for \$1 in a Pasadena pro shop three weeks before the tournament. Thompson and Willie Goggin shot spectacular 65s for a three-stroke lead in the first round. The second day saw Thompson set a new 36-hole competitive record of 131. His spectacular 66 included a 50-foot downhill putt for a birdie on the ninth hole. Although stumbling a bit in the third round, he returned to form for a final-round 68, setting a new tournament record 273, 12-under par. Johnny Revolta trailed by four strokes. This was the tournament that featured the legendary Babe Didrickson, who played the first two days, shooting 84-81 for a 165. She failed to make the cut, but was the first woman to play in a men's professional golf tournament.

### January 7, 8, 9, 10 – Griffith Park

Pos	Player	Rd1	Rd2	Rd3	Rd4	Total	Earnings	Pos	Player	Rd1	Rd2	Rd3	Rd4	Total	Earnings
1	Jimmy Thomson	65	66	74	68	273/	\$2,100.00	T38	Errie Ball	71	74	71	73	289/	
2	Johnny Revolta	70	67	71	69	277/	1,260.00	T38	Earl Fry	74	71	71	73	289/	
T3	Lawson Little	70	68	71	69	278/	840	T38	John Geertsen	72	72	74	71	289/	
T3	Henry Picard	68	71	70	69	278/	840	T38	Eric Seavall	73	73	73	70	289/	
T5	Willie Goggin	65	72	72	70	279/	350	T38	Al Watrous	74	72	71	72	289/	
T5	Lloyd Mangrum	68	70	70	71	279/	350	T38	Neil Christian					/	
T5	Horton Smith	71	70	69	69	279/	350	T44	George Lance	73	70	71	76	290/	
T5	George Von Elm	71	69	70	69	279/	350	T44	Dick Metz	73	72	71	74	290/	
9	Olin Dutra	72	70	67	71	280/	126	T44	Fred Morrison	76	73	69	72	290/	
10	Bruce McCormick	68	70	74	69	281/		T44	Mike Murra	73	73	73	71	290/	
T11	Ben Coltrin	68	70	71	74	283/	95.66	T44	Paul Runyan	71	75	71	73	290/	
T11	Emil Mashie	73	68	69	73	283/	95.66	T49	Lester Bolstad	71	73	71	76	291/	
T11	Harold McSpaden	68	71	72	72	283/	95.66	T49	Fay Coleman	73	72	73	73	291/	
T14	Harry Bassler	69	69	74	72	284/	40	T49	Byron Nelson	71	71	72	77	291/	
T14	Harry Cooper	72	70	73	69	284/	40	T49	Nick Petropolo	75	72	73	71	291/	
T14	Leonard Dodson	71	73	73	67	284/	40	T53	Gordon Brunton	78	72	69	73	292/	
T14	Jimmy Hines	71	69	68	76	284/	40	T53	Chandler Harper	71	75	73	73	292/	
T14	MacDonald Smith	70	72	73	69	284/	40	T53	Ben Hogan	72	70	74	76	292/	
T14	Bill Williamson	71	69	74	70	284/	40	T53	Stan Leonard	73	73	73	73	292/	
T14	Al Zimmerman	72	73	68	71	284/	40	T53	Roland MacKenzie	70	73	77	72	292/	
T21	Leonard Ott	73	69	70	73	285/	33.33	T53	Les Madison	75	72	72	73	292/	
T21	Fred Wood	69	75	72	69	285/	33.33	T53	Gunnar Nelson	72	77	69	74	292/	
T21	Danny Williams					/	33.33	T53	John Perelli	71	75	73	73	292/	
T24	Art Bell	72	70	74	70	286/	33.33	T61	Pat Abbott	72	74	73	74	293/	
T24	Charles Congdon	69	73	74	70	286/	33.33	T61	Toney Penna	71	70	75	77	293/	
T24	Mortie Dutra	76	72	67	71	286/	33.33	T63	John Dawson	75	75	70	74	294/	
T24	Zell Eaton	68	71	75	72	286/	33.33	T63	Al Gruber	73	72	75	74	294/	
T24	Willie Hunter	70	71	73	72	286/	33.33	T65	Frank P. Hixon	72	71	75	77	295/	
T29	Leo Diegel	72	69	73	73	287/	33.33	T65	Bud Oakley	68	75	75	77	295/	
T29	Jimmy McCormick	72	71	69	75	287/	33.33	T65	James Westervelt	73	74	73	75	295/	
T31	Abe Espinosa	68	74	73	73	288/	5.55	T68	Chuck Berdrow	72	72	76	76	296/	
T31	Mark Fry	71	69	74	74	288/	5.55	T68	Charles Lacey	73	71	74	78	296/	
T31	E. J. Harrison	73	70	71	74	288/	5.55	T68	Fred Sherman	75	71	73	77	296/	
T31	Stanley Kertes	72	72	74	70	288/	5.55	71	Jimmy Demaret	75	69	76	77	297/	
T31	Leo Mallory	73	72	71	72	288/	5.55	72	Ray Ainsley	70	73	77	78	298/	
T31	Sam Snead	73	75	71	69	288/	5.55	T73	Art Clark	76	74	70	80	300/	
T31	Emery Zimmerman	69	75	72	72	288/	5.55	T73	Ashley Loafea	74	70	76	80	300/	

## Championship Summaries (cont.)



### 1939 Jimmy Demaret

The Los Angeles Times stepped in to guarantee the \$5,000 purse in the 14th Northern Trust Open, also co-sponsoring a "Parade of Champions" banquet with the Junior Chamber. Defending champions Jimmy Thompson and Harry Cooper were featured as the banquet was broadcast coast to coast over the Mutual System. In what looked like a replay of the previous year, Jim Demaret fired a 66 in the opening round. He started off the second round with bogeys on two of the first three holes, but recovered for a 68. Demaret shot a par 71 in the third round, but opened the final round with a birdie and added an eagle on the eighth hole. His best shot, however, came on the 15th hole. With his drive 50 feet short of the pin and behind a slight hill, Demaret used a wedge to sail the ball over the hill and roll it on the cup. His 274 total was just one off the tournament record and seven strokes ahead of second-place Harold "Jug" McSpaden.

#### January 6, 7, 8, 9 – Griffith Park

Pos	Player	Rd1	Rd2	Rd3	Rd4	Total	Earnings
1	Jimmy Demaret	66	68	71	69	274/	\$1,650.00
2	Harold McSpaden	68	72	70	71	281/	990
3	Jimmy Thomson	72	67	71	73	283/	770
4	E. J. Harrison	72	66	72	74	284/	550
T5	Mark Fry	68	70	74	73	285/	385
T5	Sam Snead	73	69	72	71	285/	385
T7	Harry Cooper	70	72	71	73	286/	129.25
T7	Ben Hogan	74	69	72	71	286/	129.25
T7	Byron Nelson	72	70	74	70	286/	129.25
T7	Willie Goggin					/	129.25
T11	Ralph Hutchison	74	72	71	71	288/	62.33
T11	John Malutic	79	66	71	72	288/	62.33
T11	Horton Smith	69	71	73	75	288/	62.33

Pos	Player	Rd1	Rd2	Rd3	Rd4	Total	Earnings
T14	Clayton Heafner	73	71	73	73	290/	\$33
T14	Ivan Sicks	71	70	75	74	290/	33
T14	John Dawson	74	71	72	73	290/	
17	Dick Metz					/	
T18	Joe Carlisle					/	
T18	Eddie Loos					/	
T18	Johnny Revolta					/	
T18	Marvin Stahl					/	
T22	Bob Alva					/	
T22	Charles Congdon					/	
T22	Phillips Finlay					/	
T22	Lawson Little					/	
T22	Emery Zimmerman					/	



### 1940 Lawson Little

Los Angeles Country Club is not an easy course under ideal conditions. Add rain and it becomes a nearly impossible task to even approach par. Rain plagued the entire tournament with scores soaring over par. In the final round, trailing by five strokes, Lawson Little fired an amazing 65 for a one-stroke victory over Clayton Heafner. The wet weather did nothing to dampen the enthusiasm of the fans who were joined in the galleries by Hollywood celebrities including Bing Crosby, Fred Astaire, Randolph Scott and Elsa Maxwell.

#### January 5, 6, 7, 8 – Los Angeles Country Club

Pos	Player	Rd1	Rd2	Rd3	Rd4	Total	Earnings
1	Lawson Little	72	73	72	65	282/	\$1,500.00
2	Clayton Heafner	71	68	73	71	283/	900
3	Olin Dutra	70	74	72	69	285/	700
T4	Jimmy Hines	68	75	74	72	289/	500
T4	John Dawson - a	72	71	71	75	289/	
T6	E. J. Harrison	68	72	76	74	290/	218
T6	Matt Kowal	75	75	70	70	290/	218
T6	Al Krueger	70	74	71	75	290/	218
T6	Toney Penna	73	70	75	72	290/	218
T6	Jimmy Thomson					/	218
T11	Jimmy Demaret	74	73	72	72	291/	75
T11	Ben Hogan	71	69	75	76	291/	75
T13	Victor Ghezzi	71	75	76	70	292/	45
T13	Horton Smith	73	72	73	74	292/	45
T13	Mark Fry					/	45
16	Dick Metz	74	71	75	73	293/	25

Pos	Player	Rd1	Rd2	Rd3	Rd4	Total	Earnings
T17	Willie Goggin	73	74	77	70	294/	
T17	Denny Shute	74	73	75	72	294/	
19	Charles Lacey	74	74	75	73	296/	
T20	Charles Kocsis	71	76	78	72	297/	
T20	George Schneider	74	74	73	76	297/	
T22	Stanley Horne	71	74	75	78	298/	
T22	Lloyd Mangrum	75	71	77	75	298/	
T22	Ray Mangrum	75	75	73	75	298/	
T22	Jim Milward	73	73	77	75	298/	
T26	Bruce Coltart	74	68	78	79	299/	
T26	Willie Hunter					/	
T26	John Montague					/	
T26	Bud Oakley					/	
T26	Paul Runyan					/	
T26	Danny Williams					/	
32	MacDonald Smith					/	

## Championship Summaries (cont.)



### 1941 Johnny Bulla

The purse returned to its original \$10,000 and the tourney came back to Riviera Country Club after a 10-year absence. Ben Hogan, Byron Nelson and Sam Snead were pre-tournament favorites. Hogan was fresh from his win in the World's Long Distance Driving Contest which had been staged December 30 in the Los Angeles Coliseum. Johnny Bulla, a young drug store employee from Chicago, ran away in the second round, playing with Walgreens bargain counter golf balls. After an eagle on the first hole, he made seven straight threes, turning the front nine in 30. Slowing up a bit on the back nine he still turned in a dazzling 66. Bulla turned in a 69 on the final day for a two-stroke win over Craig Wood.

**January 3, 4, 5, 6 – Riviera Country Club**

Pos	Player	Rd1	Rd2	Rd3	Rd4	Total	Earnings	Pos	Player	Rd1	Rd2	Rd3	Rd4	Total	Earnings
1	Johnny Bulla	71	66	75	69	281/	\$3,500.00	T13	Al Krueger	72	72	75	73	292/	\$45
2	Craig Wood	71	72	72	68	283/	1,700.00	17	John Barnum					/	
T3	Clayton Heafner	73	67	74	70	284/	1,000.00	T18	Willie Hunter					/	
T3	Ben Hogan	75	69	70	70	284/	1,000.00	T18	Horter McVeigh					/	
T5	Willie Goggin	73	72	68	72	285/	600	T20	Harry Cooper					/	
T5	Jimmy Thomson	68	72	71	74	285/	600	T20	John Dawson					/	
7	Horton Smith	73	73	71	69	286/	350	T20	Ed Dudley					/	
8	Denny Shute	73	66	74	74	287/	200	T20	Mark Fry					/	
9	Lawson Little	72	72	71	73	288/	150	T20	Ralph Guldahl					/	
10	Lloyd Mangrum	71	68	78	73	290/	130	T20	Paul Runyan					/	
T11	Harold McSpaden	73	73	74	71	291/	95	T26	Jimmy Demaret					/	
T11	Fred Wood	75	72	71	73	291/	95	T26	Olin Dutra					/	
T13	Victor Ghezzi	73	72	74	73	292/	45	T26	George Fazio					/	
T13	E. J. Harrison	74	74	71	73	292/	45	T26	Sam Snead					/	
T13	Emerick Kocsis	70	77	74	71	292/	45	T26	Jim Turnesa					/	



### 1942 Ben Hogan

With many major sports events canceled due to World War II, the Northern Trust Open continued to lead the California "Gold Trail" of tournaments. Its \$10,000 purse, underwritten by the Los Angeles Times, continued to be the largest on the PGA TOUR. Burns & Allen emceed a pre-tourney luncheon honoring the golfers and a record 25,000 fans turned out for the four-day event. Vardon Trophy winner Ben Hogan was favored going in to the 17th Northern Trust Open and he didn't disappoint the fans. Hogan and Jimmy Thompson ended up tied and went to a playoff. Hogan took an early lead in the playoff, then bogeyed 11 and 14. It was even again as they approached the final hole, where Hogan birdied to take the largest prize he had yet earned.

**January 9, 10, 11, 12, 13 – Hillcrest Country Club**

Pos	Player	Rd1	Rd2	Rd3	Rd4	Total	Earnings	Pos	Player	Rd1	Rd2	Rd3	Rd4	Total	Earnings
1	Ben Hogan	70	70	72	70	282/	\$3,500.00	T17	Stan Leonard	73	71	76	73	293/	\$32.5
2	Jimmy Thomson	72	71	70	69	282/	1,700.00	T17	Lawson Little	70	75	77	71	293/	32.5
T3	Harry Cooper	69	71	70	75	285/	900	T17	Johnny Revolta	70	73	75	75	293/	32.5
T3	Chick Harbert	73	73	69	70	285/	900	T17	Denny Shute	71	73	73	76	293/	32.5
T3	Sam Snead	71	70	72	72	285/	900	T17	John Dawson	74	74	73	72	293/	
T6	Willie Goggin	70	72	73	73	288/	350	24	Frank P. Hixon	74	76	71	73	294/	
T6	Chandler Harper	74	72	73	69	288/	350	T25	Leland Gibson	72	76	74	73	295/	
T6	Byron Nelson	72	74	70	72	288/	350	T25	E. J. Harrison	72	76	75	72	295/	
T9	Paul Runyan	74	72	72	71	289/	141.34	T25	Joe Turnesa	75	74	77	69	295/	
T9	Herman Barron	69	74	75	71	289/	141.33	28	Willie Hunter	78	77	71	70	296/	
T9	Horton Smith	68	74	72	75	289/	141.33	T29	Ed Dudley	75	79	68	75	297/	
12	Toney Penna	72	74	73	71	290/	115	T29	Olin Dutra	72	78	73	74	297/	
T13	Mark Fry	76	69	71	75	291/	90	T29	Bob Gardner	76	77	71	73	297/	
T13	Dick Metz	76	68	74	73	291/	90	T29	Clayton Heafner	74	73	72	78	297/	
T15	Jimmy Demaret	73	72	72	75	292/	72.5	T29	Jim Turnesa	71	73	76	77	297/	
T15	Victor Ghezzi	72	71	73	76	292/	72.5	T29	Ellsworth Vines	75	76	71	75	297/	
T17	Chet Beer	69	74	78	72	293/	32.5	T29	Bill Williamson	74	75	69	79	297/	
T17	Ray Hill	75	71	73	74	293/	32.5	T29	Ed Wysowski	76	72	74	75	297/	

# Championship Summaries (cont.)

1943

## No Tournament War Blackout



### 1944 Harold McSpaden

Some 200 golfers came after \$12,500 in war bonds at the 18th Northern Trust Open. "Lord Byron" Nelson led the favorites at Wilshire Country Club, but ex-Yankee Sammy Byrd took the first-round lead with a sizzling 66. The first round also featured two holes in one on the 13th. In the final round, Harold "Jug" McSpaden came out of the pack with a 66 to win his fourth tournament in five starts. Nearly \$8,000 in proceeds from the tournament were donated to the American Women's Voluntary Service through Mrs. Bob Hope.

**January 7, 8, 9, 10 – Wilshire Country Club**

Pos	Player	Rd1	Rd2	Rd3	Rd4	Total	Earnings	Pos	Player	Rd1	Rd2	Rd3	Rd4	Total	Earnings
1	Harold McSpaden					/	\$4,375.00	T16	Ralph Evans					/	
2	Johnny Bulla					/	2,125.00	T16	Jim Ferrier					/	
T3	Leonard Dodson					/	1,125.00	T16	Bob Hamilton					/	
T3	Byron Nelson					/	1,125.00	T16	Stanley Kertes					/	
T3	Craig Wood					/	1,125.00	T16	George Von Elm					/	
6	Willie Hunter					/	625	T21	Joe Kirkwood, Sr.					/	
T7	Olin Dutra					/	387	T21	Bruce McCormick					/	
T7	Jimmy Hines					/	387	23	John Dawson					/	
T9	George Fazio					/	237.5	24	Ray Mangrum					/	
T9	Marvin Stahl					/	237.5	25	W. A. Stackhouse					/	
T11	Sam Byrd					/	187.5	26	Ed Wysowski					/	
T11	Ellsworth Vines					/	187.5	27	Ted Longworth					/	
13	Art Bell					/	150	T28	Joe Caldwell					/	
T14	Harry Cooper					/	117.5	T28	Mark Fry					/	
T14	Willie Goggin					/	117.5	30	Bob Rosburg					/	



### 1945 Sam Snead

Sam Snead, just back from 26 months in the Navy, was expected to battle it out with "Athlete of the Year" Byron Nelson in the 19th Northern Trust Open, but the situation looked hopeless when Snead hooked his ball into the base of a tree on the seventh hole, leaving himself no clear shot to the green. Taking a 5-iron, he smashed it into a trunk and bent the club. The ball sailed onto the green just 25 feet from the pin. Snead's 283 gave him a one-stroke victory over Nelson and McSpaden.

**January 5, 6, 7, 8 – Riviera Country Club**

Pos	Player	Rd1	Rd2	Rd3	Rd4	Total	Earnings	Pos	Player	Rd1	Rd2	Rd3	Rd4	Total	Earnings
1	Sam Snead					/	\$2,666.00	T12	E. J. Harrison					/	\$320
T2	Harold McSpaden					/	1,600.00	T12	George Schneider					/	320
T2	Byron Nelson					/	1,600.00	T14	Claude Harmon					/	231
4	Sam Byrd					/	1,066.00	T14	Willie Hunter					/	231
T5	Ray Mangrum					/	866	T14	Les Kennedy					/	231
T5	Johnny Revolta					/	866	T17	Herman Barron					/	177
7	Jim Ferrier					/	666	T17	Leonard Dodson					/	177
8	George Fazio					/	600	T17	Gene Kunes					/	177
T9	Leland Gibson					/	466	T20	Olin Dutra					/	66
T9	Chick Rutan					/	466	T20	Mike Turnesa					/	66
T9	Denny Shute					/	466								

## Championship Summaries (cont.)



### 1946 Byron Nelson

Byron Nelson finished 1945 by winning an incredible 19 tournaments and had finished in the money in 102 consecutive events. He joined former winners Ben Hogan and Sam Snead as obvious favorites. Snead led after the first round, but succumbed to high winds and the trees surrounding the course. Hogan also had trouble, taking a six on the 12th and a five on the 13th in the first round. Having played in 11 Northern Trust Opens without a victory, Byron Nelson attacked the course in the second round, hitting 17 greens and taking only 34 putts for a 69. His consistent play over the final two days gave him a five-stroke victory over Hogan.

**January 4, 5, 6, 7 – Riviera Country Club**

Pos	Player	Rd1	Rd2	Rd3	Rd4	Total	Earnings	Pos	Player	Rd1	Rd2	Rd3	Rd4	Total	Earnings
1	Byron Nelson	/	/	/	/	/	\$2,666.67	T13	Toney Penna	/	/	/	/	/	\$273.33
2	Ben Hogan	/	/	/	/	/	1,866.67	T13	Al Zimmerman	/	/	/	/	/	273.33
T3	Jimmy Demaret	/	/	/	/	/	1,111.11	T15	Barney Clark	/	/	/	/	/	220
T3	Jim Ferrier	/	/	/	/	/	1,111.11	T15	Lawson Little	/	/	/	/	/	220
T3	Chandler Harper	/	/	/	/	/	1,111.11	T17	Herman Barron	/	/	/	/	/	177.77
T6	Victor Ghezzi	/	/	/	/	/	650	T17	Harry Bassler	/	/	/	/	/	177.77
T6	E. J. Harrison	/	/	/	/	/	650	T17	Ellsworth Vines	/	/	/	/	/	177.77
T6	Harold McSpaden	/	/	/	/	/	650	T17	Smiley Quick - a	/	/	/	/	/	100
T6	Dick Metz	/	/	/	/	/	650	21	Bruce McCormick	/	/	/	/	/	50
T10	Sam Byrd	/	/	/	/	/	404.44	T22	Art Doering	/	/	/	/	/	44.44
T10	Charles Congdon	/	/	/	/	/	404.44	T22	Jimmy Hines	/	/	/	/	/	44.44
T10	Sam Snead	/	/	/	/	/	404.44	T22	Henry Ransom	/	/	/	/	/	44.44




### 1947 Ben Hogan

For the 21st Northern Trust Open, Sam Snead, Ben Hogan, Jimmy Demaret and Lloyd Mangrum were the pre-tourney favorites. The second day proved it was Hogan's tournament, as he tied the course record with a 66, sinking four putts of more than 30 feet. Hogan continued his winning form over the final two days, setting a course record at 280.

**January 3, 4, 5, 6 – Riviera Country Club**

Pos	Player	Rd1	Rd2	Rd3	Rd4	Total	Earnings	Pos	Player	Rd1	Rd2	Rd3	Rd4	Total	Earnings
1	Ben Hogan	70	66	72	72	280/	\$2,000.00	T11	Craig Wood	/	/	/	/	/	\$303.33
2	Toney Penna	69	71	70	73	283/	1,400.00	T16	Victor Ghezzi	/	/	/	/	/	205
T3	Herman Barron	/	/	/	/	/	833.33	T16	Jimmy Hines	/	/	/	/	/	205
T3	George Fazio	/	/	/	/	/	833.33	T18	Bob Hamilton	/	/	/	/	/	138.33
T3	Dai Rees	/	/	/	/	/	833.33	T18	Dick Metz	/	/	/	/	/	138.33
T3	Marvin (Bud) Ward - a	/	/	/	/	/		T18	Eric Monti	/	/	/	/	/	138.33
7	Ed Oliver	/	/	/	/	/	600	T18	George Payton	/	/	/	/	/	138.33
T8	Jim Ferrier	/	/	/	/	/	475	T18	Frank Stranahan - a	/	/	/	/	/	
T8	Ray Mangrum	/	/	/	/	/	475	T18	Ellsworth Vines	/	/	/	/	/	138.33
10	Horton Smith	/	/	/	/	/	400	T18	Al Zimmerman	/	/	/	/	/	138.33
T11	John Barnum - a	/	/	/	/	/		T25	Jackson Bradley	/	/	/	/	/	
T11	Jimmy Demaret	/	/	/	/	/	303.33	T25	Jack Gage	/	/	/	/	/	
T11	Bob Gardner - a	/	/	/	/	/		T25	Sam Snead	/	/	/	/	/	
T11	Chick Harbert	/	/	/	/	/	303.33								

## Championship Summaries (cont.)



### 1948 Ben Hogan

Truman predicted that 1948 would be a very good year. And it was, at least for Ben Hogan, who won the PGA, U.S. Open and his third Northern Trust Open crown. More than 400 golfers tried to qualify for only 150 spots, requiring a nine-course qualifying tournament. Walter Hagen showed up half an hour late for his starting time and was disqualified. Deciding that his course record in 1947 wasn't good enough, Hogan opened with a 68, then followed with two 70s and a 67 for an amazing 9-under-par 275. His record would not be equaled for 25 years. Later that year, Hogan returned to the Riviera course for the U.S. Open, almost equaling his record with a 276, for his third straight victory at Riviera.

### January 2, 3, 4, 5 – Riviera Country Club

Pos	Player	Rd1	Rd2	Rd3	Rd4	Total	Earnings	Pos	Player	Rd1	Rd2	Rd3	Rd4	Total	Earnings
1	Ben Hogan	68	70	70	67	275/	\$2,000.00	T29	Paul Runyan					/	
2	Lloyd Mangrum	70	72	70	67	279/	1,400.00	T29	Bill Spiller					/	
3	Ellsworth Vines	71	73	67	72	283/	1,000.00	T29	Norman Von Nida					/	
T4	Ed Furgol	71	69	71	73	284/	750	T34	Dale Andreason					/	
T4	Sam Snead	72	71	73	68	284/	750	T34	Olin Dutra					/	
T6	E. J. Harrison	75	71	69	71	286/	550	T34	Jimmy Hines					/	
T6	Johnny Palmer	72	73	70	71	286/	550	T34	Charles Sheppard					/	
T8	Johnny Bulla	71	73	72	71	287/	400	38	Jim Barfield					/	
T8	Bobby Locke	70	73	68	76	287/	400	T39	Jackson Bradley					/	
T8	Toney Penna	77	71	69	70	287/	400	T39	Smiley Quick					/	
11	Ray Mangrum	72	74	66	76	288/	300	T39	Lew Worsham					/	
T12	Roberto De Vicenzo	72	68	72	77	289/	223	T42	Otto Greiner					/	
T12	Jimmy Demaret	71	73	73	72	289/	223	T42	Dave Martinez					/	
T12	Victor Ghezzi	69	71	74	75	289/	223	T42	Martin Pose					/	
T15	Charles Congdon	73	72	71	74	290/	152.5	T45	Jerry Barber					/	
T15	George Fazio	72	72	71	75	290/	152.5	T45	Zell Eaton					/	
T15	Jim Ferrier	72	74	72	72	290/	152.5	T45	Eric Monti					/	
T15	Jim Turnesa	74	74	73	69	290/	152.5	T48	Jack Nounnan - a					/	
T19	Harry Bassler	75	69	72	75	291/	73.33	T48	Bud Oakley					/	
T19	Stan Leonard	72	68	80	71	291/	73.33	T48	Ed Oliver					/	
T19	Jim Milward	73	73	73	72	291/	73.33	T48	Felice Torza					/	
T22	Leland Gibson					/		T48	Gene Webb					/	
T22	Chick Harbert					/		T53	Eddie Nowak					/	
T22	Ted Rhodes					/		T53	Oliver Sleppy - a					/	
T22	Marvin (BUD) Ward - a					/		T55	Lou Barbaro					/	
T26	John Dawson - a					/		T55	Bob Gardner - a					/	
T26	Herman Keiser					/		T57	Marty Furgol					/	
28	Bob Hamilton					/		T57	Stanley Kertes					/	
T29	Jack Harden					/		59	Jack Gage					/	
T29	Joe Kirkwood					/		60	Mac Hunter - a					/	

## Championship Summaries (cont.)



### 1949 Lloyd Mangrum

The purse was upped to \$15,000 for 1949, attracting so many participants that qualifying was a 36-hole event at eight courses. Four-time winner MacDonald Smith played in his 23rd consecutive Northern Trust Open – also his last. Lloyd Mangrum warmed up the freezing course considerably on the second day, shooting a record-tying 66. His efforts included sinking a 25-foot putt at 13 and a 30-foot putt on the 14th. After a third-round 76, Mangrum returned to form and fired a 70 for a 284 and his first Northern Trust Open championship.

### January 7, 8, 9, 10 – Riviera Country Club

Pos	Player	Rd1	Rd2	Rd3	Rd4	Total	Earnings
1	Lloyd Mangrum	72	66	76	70	284/	\$2,600.00
2	E. J. Harrison	69	71	76	71	287/	1,900.00
T3	Jimmy Demaret	70	74	70	74	288/	1,112.50
T3	Leland Gibson	74	73	67	74	288/	1,112.50
T3	Eric Monti	71	67	76	74	288/	1,112.50
T3	Bill Nary	72	73	76	67	288/	1,112.50
T7	Dale Andreason	73	69	75	72	289/	700
T7	Jim Ferrier	74	70	75	70	289/	700
T7	Sam Snead	71	74	71	73	289/	700
10	Harry Bassler	72	70	77	72	291/	540
T11	Ben Hogan	74	72	76	70	292/	423.33
T11	Cary Middlecoff	74	70	74	74	292/	423.33
T11	Smiley Quick	71	72	78	71	292/	423.33
14	Chick Harbert	72	74	75	72	293/	320
T15	George Fazio	72	73	77	73	295/	236.66
T15	Clayton Heafner	73	71	73	78	295/	236.66
T15	Jimmy Ukauka	72	74	76	73	295/	236.66
T15	Bruce McCormick - a	72	76	73	74	295/	
T15	Frank Stranahan - a	78	69	76	72	295/	
T20	Ken Bousfield	73	76	72	75	296/	156
T20	Johnny Bulla	73	77	73	73	296/	156
T20	Charles Congdon	78	73	73	72	296/	156
T20	Art Doering	73	75	72	76	296/	156
T20	Ellsworth Vines	71	74	79	72	296/	156
T25	Ed Oliver	72	73	81	71	297/	110
T25	Jim Turnesa	72	74	76	75	297/	110
T25	Craig Wood	75	73	74	75	297/	110
T25	Doug Ford - a	74	70	77	76	297/	
T29	Jack Burke, Jr.	71	75	79	73	298/	
T29	Jimmy Hines	71	73	79	75	298/	
T29	Dave Killen	75	72	76	75	298/	
T32	Clayton Aleridge	75	73	79	72	299/	
T32	Marty Furgol	71	69	78	81	299/	
T32	Bob Hamilton	74	70	74	81	299/	
T32	Eddie Joseph	77	74	76	72	299/	
T32	Herman Keiser	72	72	76	79	299/	
T32	Ted Kroll	77	74	75	73	299/	
T32	Milon Marusic	75	72	74	78	299/	
T32	Lloyd Wadkins	77	73	77	72	299/	
T40	Zell Eaton	74	75	76	75	300/	
T40	Ed Furgol	75	76	75	74	300/	
T40	Ted Rhodes	76	74	73	77	300/	
T40	Felice Torza	72	76	77	75	300/	
T44	Otto Greiner	74	73	79	75	301/	
T44	Lew Worsham	75	75	75	76	301/	
T46	Victor Ghezzi	78	73	71	80	302/	
T46	Howard Schmidt	73	77	76	76	302/	
T46	George Schneider	74	76	77	75	302/	
T46	Horton Smith	75	74	76	77	302/	
T50	Ralph Guldahl	74	75	78	76	303/	
T50	Jimmy Thomson	77	76	74	76	303/	
T50	Emery Zimmerman	74	76	77	76	303/	
T53	John Barnum	74	71	80	79	304/	
T53	George Beer	72	78	76	78	304/	
T53	Olin Dutra	79	72	74	79	304/	
T53	Earl Martin	72	76	79	77	304/	
57	Bud Oakley	76	75	76	79	306/	
T58	Max Evans	77	75	76	79	307/	
T58	Jim Milward	78	76	74	79	307/	
T58	Howard Wheeler	73	77	78	79	307/	
T61	Jerry Barber	72	75	80	81	308/	
T61	Bob Toski	71	76	79	82	308/	
WD	Eddie Nowak	75	72	79		226/	
WD	Walter Duda	76	73	79		228/	
WD	Jay Nunnally	80	72	76		228/	



## Championship Summaries (cont.)



### 1950 Sam Snead


Having just returned to golf after a near-fatal auto accident, Ben Hogan was definitely the fan's choice for 1950. Statistics favored Hogan too, with three Northern Trust Open championships ('42, '47 and '48) and three wins at Riviera (two Northern Trust Opens and one U.S. Open), including a course-record 275 in the '48 Northern Trust Open. It looked as though Jerry Barber might take the prize from Hogan, but rain stopped play in the third round, scores reverted back to the second day and cost Barber a 10-stroke lead. Sam Snead arose from the pack and birdied the final three holes to force Hogan into an 18-hole playoff. Snead defeated Hogan 72-76 for his third win at Los Angeles.

### January 7, 8, 9, 10, 18 – Riviera Country Club

Pos	Player	Rd1	Rd2	Rd3	Rd4	Total	Earnings	Pos	Player	Rd1	Rd2	Rd3	Rd4	Total	Earnings
1	Sam Snead	71	72	71	66	280/	\$2,600.00	T31	Willie Hunter	75	77	71	76	299/	
2	Ben Hogan	73	69	69	69	280/	1,900.00	T31	Al Zimmerman	75	75	75	74	299/	
3	Jack Burke, Jr.	72	72	68	69	281/	1,350.00	T36	Harry Cooper	81	72	74	73	300/	
4	Ellsworth Vines	69	73	71	72	285/	1,200.00	T36	Bob Duden - a	72	75	75	78	300/	
5	Jim Ferrier	71	73	71	71	286/	1,000.00	T36	Milon Marusic	76	72	78	74	300/	
6	Bob Hamilton	71	73	71	72	287/	900	T36	Horton Smith	80	72	74	74	300/	
T7	Jerry Barber	69	68	72	79	288/	750	T36	Marvin (BUD) Ward	77	73	76	74	300/	
T7	Jimmy Demaret	73	74	69	72	288/	750	T41	Fay Coleman	75	78	73	75	301/	
T9	Jackson Bradley	74	74	72	70	290/	570	T41	Ray Gafford	79	73	73	76	301/	
T9	Smiley Quick	75	70	71	74	290/	570	T41	Willie Hunter, Jr. - a	72	73	81	75	301/	
T11	Charles Congdon	74	69	75	73	291/	450	T41	Joe Kirkwood	75	72	75	79	301/	
T11	Henry Ransom	72	67	75	77	291/	450	T41	Frank Stranahan - a	75	75	75	76	301/	
T13	Ed Furgol	68	75	76	73	292/	345	T46	Les Kennedy	75	77	73	77	302/	
T13	Otto Greiner	71	72	75	74	292/	345	T46	Stan Leonard	77	73	73	79	302/	
T15	Johnny Bulla	74	75	69	75	293/	236.66	T46	Gene Littler - a	74	76	74	78	302/	
T15	Eric Monti	73	70	75	75	293/	236.66	T46	Toney Penna	74	72	80	76	302/	
T15	Lew Worsham	72	73	75	73	293/	236.66	T50	Larry Bouchey - a	75	77	75	76	303/	
18	Max Evans	72	73	75	74	294/	190	T50	Al Brosch	77	74	74	78	303/	
T19	Fred Hawkins	77	72	73	73	295/	160	T50	Ted Dorius	76	71	76	80	303/	
T19	Ted Rhodes	73	71	77	74	295/	160	T50	Dave Douglas	74	78	75	76	303/	
T21	Harry Bassler	75	70	79	72	296/	135	T50	Doug Ford	79	75	72	77	303/	
T21	Jack Harden	73	72	78	73	296/	135	T50	Jack Gage	77	73	79	74	303/	
T23	Ralph Blomquist	73	73	75	76	297/	82.5	T50	Bruce McCormick - a	75	75	76	77	303/	
T23	E. J. Harrison	74	73	73	77	297/	82.5	T50	Bob Watson	73	71	78	81	303/	
T23	Stanley Kertes	72	74	74	77	297/	82.5	58	John Dawson - a	73	75	77	79	304/	
T23	Cary Middlecoff	73	76	74	74	297/	82.5	59	Shelley Mayfield	75	75	79	76	305/	
T27	John Barnum	75	72	73	78	298/		T60	Jimmie Anderson	76	74	77	79	306/	
T27	Fred Bolton	78	71	74	75	298/		T60	Paul O'Leary	78	71	80	77	306/	
T27	Zell Eaton	77	74	74	73	298/		T62	Frank Moore	77	78	74	78	307/	
T27	Bob Gajda	71	72	75	80	298/		T62	Jimmy Ukauka	77	75	75	80	307/	
T31	Dale Andreason	75	71	75	78	299/		WD	Marty Furgol	76	75	76		227/	
T31	Jimmy Clark	73	74	80	72	299/		WD	Charles Bassler	75	76	77		228/	
T31	Jimmy Hines	77	74	73	75	299/		WD	Ray Hill	75	73	80		228/	

Note: Snead beat Hogan in an 18-hole playoff (72-76) on week later.

## Championship Summaries (cont.)



### 1951 Lloyd Mangrum

The Northern Trust Open celebrated its 25th anniversary with a Silver Jubilee Dinner and an Old Timers Tournament featuring golfers who had finished in the top 10 in the first 10 Northern Trust Opens. Favored Sam Snead kicked off the 25th with a 67, including an eagle on No. 9. Henry Ranson started the second round with three birdies on the first five holes to take the lead. Snead played the third round with a broken bone in this left hand, but his 70 was only good for third. In a dramatic come-from-behind finish, Lloyd Mangrum fired a 67 that ended with a 21-foot chip-in on the final hole for a one-stroke victory over Ranson to earn his second Northern Trust Open title.

**January 5, 6, 7, 8 – Riviera Country Club**

Pos	Player	Rd1	Rd2	Rd3	Rd4	Total	Earnings	Pos	Player	Rd1	Rd2	Rd3	Rd4	Total	Earnings
1	Lloyd Mangrum	73	70	70	67	280/	\$2,600.00	T34	Jack Harden	76	78	73	72	299/	
2	Henry Ranson	70	66	72	73	281/	1,900.00	T34	E. J. Harrison	71	75	80	73	299/	
3	Sam Snead	67	75	70	73	285/	1,350.00	T34	Fred Hawkins	75	74	78	72	299/	
T4	Doug Ford	69	72	70	77	288/	1,033.34	T34	Jimmy Hines	72	73	81	73	299/	
T4	Cary Middlecoff	73	70	68	77	288/	1,033.33	T34	Johnny Revolva	74	74	76	75	299/	
T4	Ellsworth Vines	75	71	74	68	288/	1,033.33	T34	Jimmy Thomson	74	76	73	76	299/	
7	Jimmy Clark	74	69	70	76	289/	800	T40	Mike Homa	76	75	75	74	300/	
T8	Leland Gibson	72	74	71	73	290/	650	T40	Babe Lazane	76	76	74	74	300/	
T8	Skee Riegel	69	78	70	73	290/	650	T40	Horton Smith	74	75	75	76	300/	
T10	George Fazio	76	72	77	66	291/	480	T43	Manuel De La Torre	75	74	73	79	301/	
T10	Marty Furgol	68	77	73	73	291/	480	T43	John Langford	74	77	69	81	301/	
T10	Gene Webb	76	71	73	71	291/	480	T43	Bill Nary	78	75	72	76	301/	
T13	Julius Boros	74	72	72	74	292/	320	T43	Art Wall	73	72	77	79	301/	
T13	Ed Furgol	70	71	76	75	292/	320	T47	Willie Barber - a	76	76	74	76	302/	
T13	Paul Runyan	74	73	73	72	292/	320	T47	John Barnum	73	76	75	78	302/	
T16	Joe Kirkwood	69	71	73	80	293/	220	T47	Bill Johnston	77	75	71	79	302/	
T16	Ted Rhodes	77	71	75	70	293/	220	50	Willie Hunter, Jr.	75	75	75	78	303/	
T18	Jerry Barber	77	73	73	71	294/	170	T51	Bill Davis	75	77	72	81	305/	
T18	Zell Eaton	74	74	74	72	294/	170	T51	Cecil Harris	80	74	73	78	305/	
T18	Smiley Quick	75	73	74	72	294/	170	T51	Willie Hunter	78	74	74	79	305/	
T21	Harry Bassler	74	76	72	74	296/	125	T51	George Schneiter	76	72	78	79	305/	
T21	Art Doering	74	78	68	76	296/	125	55	Jack Gage	74	77	76	79	306/	
T21	Lawson Little	71	76	77	72	296/	125	56	Bruce McCormick - a	74	77	76	80	307/	
T21	Felice Torza	72	69	81	74	296/	125	57	Fay Coleman	73	78	75	82	308/	
T25	Ralph Blomquist	72	74	76	75	297/	20	WD	Ed Oliver	78	74	71		223/	
T25	Jimmy Demaret	73	75	75	74	297/	20	WD	Johnny Bulla	72	75	77		224/	
T25	Eric Monti	75	75	74	73	297/	20	WD	Chandler Harper	75	71	78		224/	
T25	Charles Sheppard	75	77	73	72	297/	20	WD	Earl Stewart	77	76	71		224/	
T25	Jack Shields	76	73	75	73	297/	20	WD	Al Besselink	76	75	74		225/	
T25	Bud Holscher - a	72	71	76	78	297/		WD	Dave Douglas	76	73	76		225/	
T31	Pete Cooper	72	75	75	76	298/		WD	Jack Burke, Jr.	78	76	73		227/	
T31	Bob Watson	70	76	75	77	298/		WD	Charles Congdon	72	78	77		227/	
T31	Al Zimmerman	75	76	74	73	298/									

## Championship Summaries (cont.)



### 1952 Tommy Bolt


The purse was again upped to \$17,500. Jack Burke opened play with a 69, while the rest of the players failed to get down to par. Burke's second round was not quite as spectacular, but he still managed to lead the field with a 75. Regular play ended with a three-way tie among Burke, Dutch Harrison and Tommy Bolt at 5-over-par 289. The playoff provided the real excitement of the tourney, as Bolt triumphed with a 69, which included a triple bogey on 18. Burke and Harrison shot 71 and 74, respectively.

### January 4, 5, 6, 7 – Riviera Country Club

Pos	Player	Rd1	Rd2	Rd3	Rd4	Total	Earnings	Pos	Player	Rd1	Rd2	Rd3	Rd4	Total	Earnings
1	Tommy Bolt	73	74	70	72	289/	\$4,000.00	T31	Ralph Guldahl	76	74	74	78	302/	\$20
2	Jack Burke, Jr.	69	75	73	72	289/	2,500.00	T31	Paul Runyan	71	74	79	78	302/	20
3	E. J. Harrison	72	73	70	74	289/	1,600.00	T31	Earl Stewart	77	74	76	75	302/	20
4	Ted Kroll					/	1,200.00	T31	Art Doering	75	77	76	75	303/	
T5	Jim Ferrier	74	72	73	73	292/	833.34	T31	Zell Eaton	75	75	76	77	303/	
T5	John Barnum	70	74	74	74	292/	833.33	T31	John Finney - a	76	72	76	79	303/	
T5	Skee Riegel	75	77	70	70	292/	833.33	T31	Chuck Klein	76	73	76	78	303/	
8	Al Brosch	70	75	75	73	293/	600	T31	Dick Mayer	78	74	71	80	303/	
9	Max Evans	75	76	72	72	295/	500	T31	Jack Shields	74	76	73	80	303/	
T10	Johnny Bulla	78	74	71	73	296/	420	T31	Jack A. Smith	74	78	71	80	303/	
T10	Smiley Quick	76	72	72	76	296/	420	T43	Jack Harden	76	74	75	79	304/	
T12	Jimmy Clark	73	75	72	77	297/	320	T43	Jay Hebert	74	79	76	75	304/	
T12	Jimmy Demaret	78	74	73	72	297/	320	T43	Bud Holscher - a	72	78	76	78	304/	
T12	Joe Kirkwood	74	77	72	74	297/	320	T43	Charles Sheppard	74	76	74	80	304/	
T15	Marty Furgol	76	75	74	73	298/	230	47	Ellsworth Vines	75	77	71	82	305/	
T15	Victor Ghezzi	75	75	73	75	298/	230	T48	Otto Greiner	76	78	76	76	306/	
T15	Jimmy Hines	74	75	75	74	298/	230	T48	Mike Homa	76	74	79	77	306/	
T15	Eric Monti	73	77	72	76	298/	230	T50	Harry Bassler	74	75	77	81	307/	
T15	Ted Rhodes	76	75	72	75	298/	230	T50	Ed Furgol	76	76	76	79	307/	
T20	Fred Hawkins	78	77	71	73	299/	195	T50	Cecil Harris	73	78	78	78	307/	
T20	Gene Webb	73	75	75	76	299/	195	T50	Willie Hunter, Jr.	72	78	75	82	307/	
T22	Jerry Barber	73	74	73	80	300/	160	T50	Willie Hunter	75	71	79	82	307/	
T22	Herman Coelho	79	74	77	70	300/	160	T55	Bruce McCormick - a	76	77	75	80	308/	
T22	Doug Ford	76	77	76	71	300/	160	T55	Bill Nary	73	76	77	82	308/	
T22	Lloyd Mangrum	73	78	73	76	300/	160	57	Ralph Evans	78	74	76	81	309/	
T22	Felice Torza	77	74	74	75	300/	160	T58	Joe Brown	79	73	76	82	310/	
T27	Jackson Bradley	74	73	74	80	301/	120	T58	Guinea Kop	80	76	74	80	310/	
T27	Johnny Palmer	74	75	76	76	301/	120	T58	Bob Roux	79	75	74	82	310/	
T27	Johnny Revolta	75	78	71	77	301/	120	61	Bob Toski	77	79	74	81	311/	
T27	Mac Hunter - a	74	76	79	72	301/		WD	Pete Fleming	76	75	73		224/	
T31	Errie Ball	80	75	73	74	302/	20	WD	Marvin (BUD) Ward	73	79	75		227/	
T31	Ralph Blomquist	73	74	79	76	302/	20	WD	George Buck	77	76	75		228/	

Note: Tommy Bolt (69) beat Jack Burke, Jr. (71) and Dutch Harrison (74) in an 18-hole playoff.

## Championship Summaries (cont.)



### 1953 Lloyd Mangrum

The 27th Northern Trust Open saw the purse raised to \$20,000 and the establishment of Lloyd Mangrum as a tournament superstar along with MacDonald Smith and Ben Hogan. It was Mangrum's tournament from the beginning, as he opened with a 69 at Riviera. Jay Hebert pulled ahead in the second round, but Mangrum fired another 69 in the third round for a five-stroke lead over Art Wall and Jack Burke, Jr. Mangrum maintained his lead in the final round for a third Northern Trust Open crown. This was also the first year that the tournament was televised. The last two days were carried by ABC over KECA.

### January 2, 3, 4, 5 – Riviera Country Club

Pos	Player	Rd1	Rd2	Rd3	Rd4	Total	Earnings	Pos	Player	Rd1	Rd2	Rd3	Rd4	Total	Earnings
1	Lloyd Mangrum	69	72	69	70	280/	\$2,750.00	T30	Earl Stewart	76	71	74	76	297/	\$140
2	Jack Burke, Jr.	70	75	70	70	285/	1,900.00	T35	Leo Biagetti	70	78	78	72	298/	85
T3	Johnny Bulla	73	72	72	72	289/	1,366.67	T35	Ralph Blomquist	75	76	71	76	298/	85
T3	Zell Eaton	74	72	72	71	289/	1,366.67	T35	Victor Ghezzi	73	75	79	71	298/	85
T3	Harry Bassler	71	72	73	73	289/	1,366.66	T35	Jay Hebert	71	69	78	80	298/	85
6	Art Wall	70	71	74	75	290/	1,000.00	T35	Mike Homa	75	76	71	76	298/	85
T7	Milon Marusic	74	73	69	75	291/	850	T35	Shelley Mayfield	71	75	74	78	298/	85
T7	Ed Oliver	77	74	67	73	291/	850	T35	Al Mengert	71	70	79	78	298/	
T9	Tommy Bolt	74	72	73	73	292/	625	T35	Dave Stanley - a	77	75	75	71	298/	
T9	Jimmy Clark	73	72	75	72	292/	625	T43	Pat Abbott	76	72	75	76	299/	12.5
T9	E. J. Harrison	74	72	75	71	292/	625	T43	Al Besselink	76	73	78	72	299/	12.5
T9	Cary Middlecoff	70	74	79	69	292/	625	T43	Lionel Hebert	79	72	75	73	299/	12.5
T13	Jerry Barber	73	74	73	74	294/	405	T43	John Knight	76	74	73	76	299/	12.5
T13	Ted Kroll	73	75	73	73	294/	405	T43	Bruce McCormick - a	76	77	74	72	299/	
T13	Eric Monti	72	75	74	73	294/	405	T48	Art Doering	75	76	74	75	300/	
T13	Bill Nary	74	73	75	72	294/	405	T48	Bob Duden	74	75	76	75	300/	
T13	Bob Watson	72	74	76	72	294/	405	T48	Pete Fleming	79	74	71	76	300/	
T13	Lew Worsham	75	74	72	73	294/	405	T48	Ellsworth Vines	74	74	77	75	300/	
T13	Bud Holscher - a	72	78	72	72	294/		T48	Gene Webb	77	72	75	76	300/	
T20	Walter Burkemo	78	74	71	72	295/	310	T53	Bill Collins	78	71	73	79	301/	
T20	Paul Runyan	78	75	68	74	295/	310	T53	Lawson Little	74	75	73	79	301/	
T22	Julius Boros	71	71	76	78	296/	217.5	T53	Henry Picard	72	75	78	76	301/	
T22	Jim Ferrier	77	71	74	74	296/	217.5	T53	Palmer Smith	77	75	74	75	301/	
T22	Doug Ford	75	72	74	75	296/	217.5	T53	Wally Ulrich	73	81	73	74	301/	
T22	Leland Gibson	72	70	76	78	296/	217.5	T53	Al Zimmerman	77	76	74	74	301/	
T22	Bob Harris	74	76	70	76	296/	217.5	T59	Ralph Evans	71	73	77	81	302/	
T22	Smiley Quick	75	72	77	72	296/	217.5	T59	Boots Porterfield	72	81	72	77	302/	
T22	Fred Wampler	72	75	76	73	296/	217.5	61	Ted Richards - a	77	76	74	76	303/	
T22	Henry Williams	73	74	78	71	296/	217.5	T62	Ed Furgol	73	75	77	79	304/	
T30	Charles Congdon	73	76	75	73	297/	140	T62	Guinea Kop	75	73	78	78	304/	
T30	Joe Kirkwood	75	75	74	73	297/	140	T62	Paul McGuire	76	73	73	82	304/	
T30	Babe Lazane	75	74	73	75	297/	140	65	Bruce Cudd - a	76	73	78	80	307/	
T30	Dick Mayer	72	74	76	75	297/	140	WD	Jackson Bradley	72	78	77		227/	

## Championship Summaries (cont.)




### 1954 Fred Wampler

Bill Nary led the first two rounds, but skidded to 74 on the third day. In the same round, Fred Wampler fired a 5-under-par 66 to take the lead. Scores soared as rain marred the final day of play. Wampler carded a 75, but managed a one-stroke victory for his first win on TOUR.

**January 8, 9, 10, 11 – Fox Hills Country Club**

Pos	Player	Rd1	Rd2	Rd3	Rd4	Total	Earnings	Pos	Player	Rd1	Rd2	Rd3	Rd4	Total	Earnings
1	Fred Wampler	70	70	66	75	281/	\$4,000.00	T27	Felice Torza	75	72	68	73	288/	\$91.43
T2	Jerry Barber	72	71	69	70	282/	2,050.00	T27	Jack Harden	70	74	69	75	288/	91.42
T2	Chick Harbert	72	68	73	69	282/	2,050.00	T27	Larry Bouchey - a	72	73	72	71	288/	
T4	Fred Hawkins	72	66	73	72	283/	1,075.00	T35	Tommy Bolt	70	74	73	72	289/	
T4	Bud Holscher	72	71	69	71	283/	1,075.00	T35	Lloyd Mangrum	72	75	71	71	289/	
T4	Ed Oliver	69	73	70	71	283/	1,075.00	T35	Bob Rosburg	75	69	73	72	289/	
T4	Peter Thomson	72	73	72	66	283/	1,075.00	T35	Art Wall	72	77	67	73	289/	
T4	Bruce Cudd - a	71	72	73	67	283/		T39	Marvin (BUD) Ward	72	69	70	77	288/	
T9	Julius Boros	74	73	67	70	284/	675	T39	Doug Ford	74	75	69	72	290/	
T9	E. J. Harrison	72	69	73	70	284/	675	T39	Ed Furgol	74	71	71	74	290/	
T9	Eric Monti	74	69	72	69	284/	675	T39	John Serafin	70	74	69	77	290/	
T9	Lew Worsham	69	71	76	68	284/	675	T39	Mike Souchak	72	73	73	72	290/	
T13	Bill Nary	67	70	74	74	285/	500	T44	Harry Dee	77	68	74	72	291/	
T13	Smiley Quick	74	70	70	71	285/	500	T44	Zell Eaton	72	72	74	73	291/	
T15	John Barnum	72	74	71	69	286/	395	T44	Dick Knight	78	69	69	75	291/	
T15	Jimmy Clark	72	72	67	75	286/	395	T44	Al Mengert	73	73	73	72	291/	
T15	Victor Ghezzi	71	74	68	73	286/	395	T44	Bob Toski	76	71	71	73	291/	
T18	Jack Burke, Jr.	70	69	75	73	287/	230.56	T49	Joe Brown	70	74	74	74	292/	
T18	Bob Gajda	72	72	72	71	287/	230.56	T49	Mike Fetchick	73	74	70	75	292/	
T18	Bob Harris	72	73	74	68	287/	230.56	T49	Ted Richards - a	77	72	70	73	292/	
T18	Cary Middlecoff	76	71	69	71	287/	230.56	T49	Earl Stewart	73	70	76	73	292/	
T18	Wally Ulrich	75	71	70	71	287/	230.56	T49	Ellsworth Vines	73	76	71	72	292/	
T18	Jimmy Demaret	72	68	74	73	287/	230.55	T49	John Weitzel	79	70	71	72	292/	
T18	Art Doering	74	67	72	74	287/	230.55	T55	Harry Bassler	73	73	74	73	293/	
T18	Jack Fleck	73	68	72	74	287/	230.55	T55	Marshall Holt	76	68	72	77	293/	
T18	Marty Furgol	72	71	71	73	287/	230.55	T55	Mike Homa	76	73	71	73	293/	
T27	Ralph Evans	75	72	68	73	288/	91.43	T55	Don Keith - a	71	70	73	79	293/	
T27	Jim Ferrier	69	78	73	68	288/	91.43	T55	Bill Ogden	72	73	75	73	293/	
T27	Ted Kroll	72	76	69	71	288/	91.43	T60	Walter Burkemo	71	73	73	77	294/	
T27	Ted Rhodes	72	73	72	71	288/	91.43	T60	Harry Cooper	71	71	78	74	294/	
T27	Charles Sifford	70	74	74	70	288/	91.43	62	Tom Talkington	75	71	74	75	295/	

# Championship Summaries (cont.)




## 1955 Gene Littler

Rain, freezing temperatures and wind gusts of 40 mph greeted the 1955 Northern Trust Open at Inglewood Country Club. Despite the adverse conditions, Francis Wininger fired a 68, followed by Eric Monti at 69 in the first round. The second day saw Gardner Dickinson fire a 66 to share the lead with Monti, who turned in a 67. Gene Littler also turned in a 4-under-par round. Monti shot a 68 in the third round for an 8-under total of 205. He was followed by Dickinson at 206 and Littler at 207. On the final day Littler took it with a 69, while Monti turned in a 77 and Dickinson shot a 76.

## January 6, 7, 8, 9 – Inglewood Country Club

Pos	Player	Rd1	Rd2	Rd3	Rd4	Total	Earnings	Pos	Player	Rd1	Rd2	Rd3	Rd4	Total	Earnings
1	Gene Littler	72	67	68	69	276/	\$5,000.00	T51	Ed Oliver	75	71	72	72	290/	
2	Ted Kroll	71	69	69	69	278/	2,780.00	T51	Lou Jennings - a	147	69	74		290/	
3	Johnny Bulla	70	69	68	72	279/	2,100.00	T54	Jack Harden	73	70	72	76	291/	
T4	Doug Ford	71	69	70	70	280/	1,300.00	T54	Bob Kay	74	72	73	72	291/	
T4	Johnny Palmer	70	70	70	70	280/	1,300.00	T54	Henry Williams	75	71	72	73	291/	
T4	Wally Ulrich	74	67	72	67	280/	1,300.00	T57	George Bayer	73	72	74	73	292/	
7	Lionel Hebert	71	74	68	68	281/	1,000.00	T57	Gerry Kesselring	73	73	70	76	292/	
T8	Gardner Dickinson	70	66	70	76	282/	787.5	T57	Charles Sheppard	74	68	77	73	292/	
T8	Cary Middlecoff	71	69	71	71	282/	787.5	T57	Gene Andrews - a	147	73	72		292/	
T8	Eric Monti	69	67	69	77	282/	787.5	T61	John Barnum	73	73	74	73	293/	
T8	Bob Rosburg	71	71	69	71	282/	787.5	T61	Ellsworth Vines	73	73	76	71	293/	
T12	Al Besselink	73	68	70	72	283/	600	T63	Walter Burkemo	74	70	74	76	294/	
T12	Jay Hebert	70	70	67	76	283/	600	T63	Walter Duda	72	73	75	74	294/	
T12	Billy Maxwell	71	71	67	74	283/	600	T63	Stan Dudas	73	73	73	75	294/	
T15	Jerry Barber	73	69	69	73	284/	386.25	66	Doug Higgins, Jr	75	70	71	79	295/	
T15	Tommy Bolt	73	70	70	71	284/	386.25	T67	Al Feldman	76	70	73	77	296/	
T15	Jack Fleck	71	73	71	69	284/	386.25	T67	Cecil Harris	74	71	74	77	296/	
T15	Ed Furgol	72	70	70	72	284/	386.25	69	Victor Ghezzi	73	73	74	78	298/	
T15	Mike Krak	71	71	73	69	284/	386.25	T70	Al Geiberger - a	155	73	71		299/	
T15	Lloyd Mangrum	74	70	70	70	284/	386.25	T70	Dick Runkle - a	154	74	71		299/	
T15	Shelley Mayfield	72	71	71	70	284/	386.25	T72	Fred E. Brown - a	158	73	69		300/	
T15	Art Wall	72	69	72	71	284/	386.25	T72	Bruce McCormick - a	152	72	76		300/	
T23	Tom Boucher	75	68	70	72	285/	220	74	Sandy Mosk - a	151	76	74		301/	
T23	Jimmy Clark	70	70	73	72	285/	220	75	Bob Crow	74	72	79	77	302/	
T23	Jimmy Demaret	69	73	73	70	285/	220	76	Bob McCallister - a	152	78	73		303/	
T23	Dick Mayer	75	66	72	72	285/	220	T77	Joe Gallardo - a	154	75	75		304/	
T23	Bo Wininger	68	74	72	71	285/	220	T77	Ronnie Hughes - a	154	74	76		304/	
T28	Art Doering	72	71	71	72	286/	145	T77	Bill Seanor - a	153	75	76		304/	
T28	Chick Harbert	74	70	69	73	286/	145	T80	Harold Blake - a	157	76	72		305/	
T28	Bob Harris	76	70	71	69	286/	145	T80	Don Schwab - a	155	77	73		305/	
T28	Paul McGuire	75	71	70	70	286/	145	T82	Bobby Coleman - a	156	74	76		306/	
T28	Earl Stewart	73	68	74	71	286/	145	T82	Jim Ferris - a	152	76	78		306/	
T28	Fred Wampler	74	72	70	70	286/	145	T82	Albert McDaniel - a	153	74	79		306/	
T34	Ralph Blomquist	73	70	71	73	287/	42	T85	Bruce Cudd - a	155	76	76		307/	
T34	Jim Ferrier	73	73	69	72	287/	42	T85	Rollie Thomas - a	154	77	76		307/	
T34	Pete Fleming	72	73	69	73	287/	42	87	Ralph Dichter - a	152	79	77		308/	
T34	Fred Haas	73	72	71	71	287/	42	T88	Bill Nunnally - a	156	76	77		309/	
T34	Charles Sifford	72	69	74	72	287/	42	T88	Dick Ries - a	156	74	79		309/	
T34	Eddie Draper - a	146	68	73		287/		T90	Art Anderson - a	157	76	77		310/	
T40	Julius Boros	73	65	76	74	288/		T90	Kenny Owens - a	157	77	76		310/	
T40	Marty Furgol	72	69	72	75	288/		T92	Bob Dzioba - a	155	79	77		311/	
T40	Jack Gage	72	74	70	72	288/		T92	Bob Howe - a	158	77	76		311/	
T40	Paul Harney	74	70	73	71	288/		T92	Louie Lavine - a	157	77	77		311/	
T40	Bill Nary	74	69	70	75	288/		95	Joe Roach - a	158	77	77		312/	
T40	Peter Thomson	71	73	74	70	288/		96	Jack Walters - a	158	77	78		313/	
T40	Jim Turnesa	74	70	69	75	288/		97	Frank Plucinak - a	157	78	80		315/	
T47	E. J. Harrison	71	73	74	71	289/		98	Alex Sutton - a	158	76	84		318/	
T47	Bud Holscher	71	73	74	71	289/		99	Dick Lane - a	158	83	82		323/	
T47	Milon Marusic	70	70	75	74	289/		WD	Pat Chartrand - a	158	73			231/	
T47	Mike Souchak	74	72	72	71	289/		DQ	Charles Soper - a	158	74			232/	
T51	Al Balding	73	73	75	69	290/									

## Championship Summaries (cont.)




### 1956 Lloyd Mangrum

The 30th Northern Trust Open was indeed a memorable tournament, as records fell and the purse rose to \$32,500. Defending champion Gene Littler was the pre-tourney favorite. However, it was Lloyd Mangrum right from the start, firing a 66 as he pushed toward his fourth Northern Trust Open win. He turned in another in the second round, but was overshadowed by Tommy Bolt's performance. Bolt went out in 33, then fired six straight birdies on the back nine, with no birdie putt longer than 20 feet. His most spectacular moment came on the 506-yard ninth hole. After firing one out-of-bounds and taking a two-stroke penalty, he saved par by sinking a 31-foot putt. His 63 was a tournament record. Mangrum continued his own record-setting play with a 68 for a record three-round total of 200. He could do no better than 72 in the final round, but he set a new tournament record and joined the late MacDonald Smith as the only four-time winners of the tournament.

### January 4, 5, 6, 7, 8 – Rancho Park

Pos	Player	Rd1	Rd2	Rd3	Rd4	Total	Earnings	Pos	Player	Rd1	Rd2	Rd3	Rd4	Total	Earnings
1	Lloyd Mangrum	66	66	68	72	272/	\$6,000.00	T33	Zell Eaton	72	70	74	73	289/	\$145
2	Jerry Barber	71	67	67	70	275/	3,200.00	T33	Bob Gajda	71	71	75	72	289/	145
3	Tommy Bolt	71	63	71	71	276/	2,200.00	T33	Walker Inman	72	68	76	73	289/	145
4	Cary Middlecoff	70	69	68	70	277/	1,800.00	T33	Ted Rhodes	73	71	73	72	289/	145
T5	John Barnum	67	69	72	73	281/	1,400.00	T33	Ralph Robinson	70	72	74	73	289/	145
T5	E. J. Harrison	69	69	70	73	281/	1,400.00	T33	Gene Andrews - a	73	74	70	72	289/	
T7	Gardner Dickinson	74	68	69	71	282/	1,050.00	T40	Billy Maxwell	71	73	71	75	290/	70
T7	Jim Ferrier	71	70	71	70	282/	1,050.00	T40	Bob Rosburg	73	70	74	73	290/	70
T9	Don Fairfield	69	71	69	74	283/	850	T40	Paul Runyan	72	72	73	73	290/	70
T9	Eric Monti	73	68	72	70	283/	850	T40	Jerry Steelsmith - a	75	71	74	70	290/	
T11	Ralph Blomquist	69	70	72	73	284/	658	T44	George Bigham	73	70	74	74	291/	
T11	Billy Casper	70	68	73	73	284/	658	T44	Gene Bone	75	70	73	73	291/	
T11	Dow Finsterwald	72	69	71	72	284/	658	T44	Fred E. Brown - a	73	72	71	75	291/	
T11	Marty Furgol	71	68	73	72	284/	658	T44	Irving Cooper	71	73	73	74	291/	
T11	Fred Haas	70	73	72	69	284/	658	T44	Harry Dee	75	70	73	73	291/	
T16	Lionel Hebert	67	74	73	71	285/	535	T44	Fred Hawkins	69	71	73	78	291/	
T16	Gene Littler	71	69	73	72	285/	535	T44	Bill Nary	73	70	73	75	291/	
T18	George Bayer	70	72	76	68	286/	381.12	T44	Charles Sheppard	71	72	74	74	291/	
T18	Al Besselink	69	70	75	72	286/	381.11	T44	Frank Stranahan	69	73	73	76	291/	
T18	Mike Fetchick	71	71	71	73	286/	381.11	T53	Tom Boucher	69	74	74	75	292/	
T18	Paul Harney	70	74	71	71	286/	381.11	T53	Doug Ford	71	74	74	73	292/	
T18	Cecil Harris	67	71	74	74	286/	381.11	T53	Bob Howe - a	73	70	75	74	292/	
T18	Bud Holscher	70	70	74	72	286/	381.11	T56	Gerry Kesselring	71	74	73	75	293/	
T18	Ron Nicol	72	71	73	70	286/	381.11	T56	Ellsworth Vines	70	73	75	75	293/	
T18	Smiley Quick	69	72	72	73	286/	381.11	T58	Jimmy Clark	69	76	74	75	294/	
T18	Art Wall	73	69	74	70	286/	381.11	T58	Walter Duda	68	73	77	76	294/	
T27	Leo Biagetti	72	71	72	72	287/	250	T60	Ralph Evans	73	73	72	77	295/	
T27	Jimmy Demaret	70	73	74	70	287/	250	T60	Lou Warobick	72	72	75	76	295/	
T27	Arnold Palmer	72	74	67	74	287/	250	62	Jack A. Smith	73	74	72	78	297/	
T30	Charles Sifford	74	73	72	69	288/	193.34	63	Dick Lundahl	70	72	77	79	298/	
T30	Al Balding	70	71	75	72	288/	193.33	64	Bud Bradley - a	74	74	76	75	299/	
T30	Willie Barber	71	71	72	74	288/	193.33	WD	John Cleary	70	70	78		218/	
T33	Bob Duden	70	74	74	71	289/	145								

## Championship Summaries (cont.)



### 1957 Doug Ford


The rainy tournament produced the closest competition yet as the first round ended in a four-way tie for the lead among Billy Casper, Marty Furgol, Doug Higgins and Bob Thomas. All turned in 3-under-par 68s. The young Casper turned in another 68 in the second round, with five birdies on the back nine, to take a one-stroke lead over Gardner Dickinson. Dickinson struggled to the lead in the third round, while amateur Tommy Jacobs fired a 66. With nine holes remaining on the final day, only two strokes separated the top 16 in the field. It was Doug Ford's consistent play (69-71-71-69-280) that brought him a one-stroke victory.

### January 3, 4, 5, 6, 7 – Rancho Park

Pos	Player	Rd1	Rd2	Rd3	Rd4	Total	Earnings	Pos	Player	Rd1	Rd2	Rd3	Rd4	Total	Earnings
1	Doug Ford	69	71	71	69	280/	\$7,000.00	T36	Lou Jennings	72	73	74	71	290/	\$166.66
2	Jay Hebert	70	72	72	67	281/	3,750.00	T36	Bill Nary	74	70	73	73	290/	166.66
T3	Tommy Bolt	72	72	69	70	283/	1,900.00	T36	Fred Wampler	71	70	75	74	290/	166.66
T3	Jack Burke, Jr.	69	69	74	71	283/	1,900.00	T39	Harry Dee	73	74	72	72	291/	120
T3	Jimmy Clark	71	72	71	69	283/	1,900.00	T39	Ed Griffiths	70	74	72	75	291/	120
T3	Dave Marr	76	71	67	69	283/	1,900.00	T39	Stanley Kertes	70	71	74	76	291/	120
T3	Art Wall	70	72	67	74	283/	1,900.00	T39	Gene Littler	73	72	70	76	291/	120
T3	Tommy Jacobs - a	75	73	66	69	283/		T39	Mike Souchak	71	74	70	76	291/	120
T9	George Bigham	73	70	71	70	284/	891.66	T44	Toss Gjolme	77	70	71	74	292/	42.85
T9	Dow Finsterwald	72	71	68	73	284/	891.66	T44	Fred Haas	72	75	72	73	292/	42.85
T9	Marty Furgol	68	73	73	70	284/	891.66	T44	Cecil Harris	74	71	73	74	292/	42.85
T9	Fred Hawkins	71	73	68	72	284/	891.66	T44	Howie Johnson	72	72	74	74	292/	42.85
T9	Bud Holscher	72	71	73	68	284/	891.66	T44	Lloyd Mangrum	74	73	71	74	292/	42.85
T9	Billy Maxwell	74	68	71	71	284/	891.66	T44	Paul O'Leary	69	72	75	76	292/	42.85
T15	Billy Casper	68	68	75	74	285/	605	T44	Ellsworth Vines	74	73	72	73	292/	42.85
T15	Gardner Dickinson	69	68	71	77	285/	605	T51	Gene Bone	73	72	74	74	293/	
T15	Doug Higgins, Jr	68	71	71	75	285/	605	T51	Ed Furgol	72	72	74	75	293/	
T15	Cary Middlecoff	70	71	71	73	285/	605	T51	Ted Rhodes	73	72	74	74	293/	
T19	Gay Brewer	73	72	71	70	286/	515	T54	Al Geiberger - a	71	76	75	72	294/	
T19	Smiley Quick	70	71	73	72	286/	515	T54	Henry Williams	71	74	73	76	294/	
T21	George Bayer	74	74	69	70	287/	455	T56	Bud Bradley - a	73	70	79	73	295/	
T21	Harry Weetman	73	69	69	76	287/	455	T56	Jack A. Smith	74	73	71	77	295/	
T23	Jerry Barber	72	70	73	73	288/	317.5	T56	Bob Thomas	68	75	74	78	295/	
T23	Jim Ferrier	72	71	71	74	288/	317.5	59	Paul Harney	73	72	74	77	296/	
T23	Mike Fetchick	71	68	76	73	288/	317.5	60	Bob Gajda	77	69	73	78	297/	
T23	E. J. Harrison	73	68	73	74	288/	317.5	61	Bob McCallister - a	75	72	74	77	298/	
T23	Bob Keller	71	71	73	73	288/	317.5	T62	Bob Boughner - a	74	74	74	77	299/	
T23	Dick Knight	74	72	71	71	288/	317.5	T62	Ed Korylak - a	74	75	76	74	299/	
T23	Bob Rosburg	72	73	74	69	288/	317.5	64	Bob Wylie	76	71	72	81	300/	
T23	Frank Stranahan	77	70	67	74	288/	317.5	65	Fred Brown - a	77	73	75	76	301/	
T31	Al Besselink	70	73	71	75	289/	220	66	Mike Dietz	74	72	73	84	303/	
T31	Ralph Evans	75	71	70	73	289/	220	67	Mike Starkman - a	74	76	75	80	305/	
T31	Mike Homa	75	70	71	73	289/	220	CUT	Arnold Palmer	77	71	77		225/	
T31	Milon Marusic	76	68	71	74	289/	220	WD	Chuck Rotar	70	70	79		219/	
T31	Paul Runyan	72	69	73	75	289/	220								



## Championship Summaries (cont.)



### 1958 Frank Stranahan

The first round belonged to the "Old Timers" as Smiley Quick of Los Angeles took the lead with a 4-under par 67, followed by Frank Stranahan, Bob Rosburg, Stan Dulas and Dutch Harrison with 68s. Harrison followed his 68 with a 1-under 70 for a 138 total and the lead. On the ninth hole in the final round, Stranahan hit his second shot close to the fence that lined the fairway. He decided to play the ball as it lay and stopped it one foot from the pin. Tapping it in for a birdie, he went on to finish with a second consecutive 67 and the tournament championship with a 9-under par total of 275. A record 52,500 fans turned out for the 1958 Northern Trust Open.

### January 3, 4, 5, 6 – Rancho Park

Pos	Player	Rd1	Rd2	Rd3	Rd4	Total	Earnings	Pos	Player	Rd1	Rd2	Rd3	Rd4	Total	Earnings
1	Frank Stranahan	68	73	67	67	275/	\$7,000.00	T39	Leo Biagetti	71	74	75	71	291/	\$112.5
2	E. J. Harrison	68	70	71	69	278/	3,750.00	T39	Wes Ellis	78	71	70	72	291/	112.5
3	Gay Brewer	71	69	67	72	279/	2,600.00	T39	Don Fairfield	73	75	71	72	291/	112.5
4	Billy Casper	74	68	68	70	280/	2,200.00	T39	Bob Hill	72	70	74	75	291/	112.5
T5	Al Balding	71	72	68	70	281/	1,675.00	T39	Tony Lema	76	70	70	75	291/	112.5
T5	Bo Wininger	69	72	70	70	281/	1,675.00	T39	Shelley Mayfield	73	70	71	77	291/	112.5
T7	Art Wall	71	72	69	70	282/	1,183.34	T39	Stan Mosel	75	73	72	71	291/	112.5
T7	Tommy Jacobs	71	69	70	72	282/	1,183.33	T39	Bill Ogden	74	70	71	76	291/	112.5
T7	Dave Ragan	70	72	70	70	282/	1,183.33	T39	Bob McCallister - a	/					
T10	Paul O'Leary	73	71	70	69	283/	816.67	T48	Al Besselink	76	70	71	75	292/	
T10	Johnny Pott	74	67	74	68	283/	816.67	T48	Ralph Evans	76	71	69	76	292/	
T10	Ken Venturi	72	69	72	70	283/	816.66	T48	Bob Roux	77	72	70	73	292/	
T13	Doug Ford	72	72	69	71	284/	624	T48	Paul Runyan	73	73	75	71	292/	
T13	Paul Harney	71	71	72	70	284/	624	T48	Smiley Quick	/					
T13	Babe Lichardus	70	73	72	69	284/	624	T53	Jack Burke, Jr.	74	73	71	75	293/	
T13	Billy Maxwell	71	72	74	67	284/	624	T53	Jimmy Clark	71	73	73	76	293/	
T13	Bob Rosburg	68	73	76	67	284/	624	T53	Jim Ferrier	75	74	70	74	293/	
T18	Julius Boros	71	73	71	70	285/	485	T53	Bob Gajda	73	72	75	73	293/	
T18	Walter Burkemo	75	73	69	68	285/	485	T53	Howie Johnson	76	68	72	77	293/	
T18	Marty Furgol	72	75	69	69	285/	485	T53	Lloyd Mangrum	72	71	78	72	293/	
T18	Chick Harbert	70	73	72	70	285/	485	T53	Bert Weaver	73	70	77	73	293/	
T22	Jerry Barber	71	71	74	70	286/	360	60	Bob Goalby	75	73	73	73	294/	
T22	Zell Eaton	73	70	72	71	286/	360	T61	Ed Furgol	74	74	73	74	295/	
T22	Dow Finsterwald	72	73	71	70	286/	360	T61	Fred Hawkins	77	68	75	75	295/	
T22	Jay Hebert	70	72	75	69	286/	360	T63	Lionel Hebert	76	73	71	76	296/	
T22	Jerry Steelsmith	72	71	73	70	286/		T63	Jim Turnesa	74	70	76	76	296/	
T27	Dale Andreason	75	69	70	73	287/	287.5	T65	Gene Andrews - a	79	74	70	74	297/	
T27	Ralph Robinson	70	73	69	75	287/	287.5	T65	Don Boysen - a	75	73	75	74	297/	
T29	Gardner Dickinson	72	75	70	71	288/	250	T65	Everette Vinzant	73	73	75	76	297/	
T29	Stan Dudas	68	72	77	71	288/	250	68	Fred Haas	77	69	75	77	298/	
T29	Tom Nieporte	71	72	72	73	288/	250	69	Ralph Sill - a	75	77	74	74	300/	
T29	Charles Sifford	73	67	75	73	288/	250	T70	Bud Bradley - a	73	79	74	75	301/	
T33	Tommy Bolt	73	71	74	71	289/	208.34	T70	Jim Ferrie - a	73	78	76	74	301/	
T33	Bill Johnston	70	73	73	73	289/	208.33	T72	Larry Beem - a	78	76	76	73	303/	
T33	Arnold Palmer	73	74	70	72	289/	208.33	T72	Ed Myerson - a	74	80	73	76	303/	
T36	Johnny Bulla	72	70	75	73	290/	166.67	74	Ron Pawlacyk - a	72	76	77	80	305/	
T36	Mike Souchak	73	72	74	71	290/	166.67	75	Pat Chartrand - a	78	75	77	80	310/	
T36	Bob Harris	75	71	71	73	290/	166.66	WD	Dick Mayer	74	75	72		221/	

## Championship Summaries (cont.)



### 1959 Ken Venturi

Ken Venturi's final-round 63 brought him from eight strokes off the lead to win the 1959 Northern Trust Open. Venturi entered the tournament as one of the favorites along with Billy Casper, Dow Finsterwald, Arnold Palmer and Art Wall, Jr. But it was colorful Johnny Bulla, with his baseball style grip, who surprised the field with a first-round 64 to take the lead. The third round was Art Wall's showcase as he followed his second-round 68 with another 68 to take the lead with a total of 207. At that point, Venturi was in the unenviable position of being eight strokes behind Wall. The next day, Venturi took revenge by shooting a 6-under-par 30 on the front nine, including back-to-back eagles on eight and nine, three more birdies on the back nine, bogeying only number 12, and finishing with the lowest final-round score in tournament history.

### January 8, 9, 10, 11 – Rancho Park

Pos	Player	Rd1	Rd2	Rd3	Rd4	Total	Earnings
1	Ken Venturi	72	71	72	63	278/	\$5,300.00
2	Art Wall	71	68	68	73	280/	3,400.00
3	Billy Maxwell	67	70	72	72	281/	2,200.00
4	Doug Sanders	66	69	73	74	282/	1,900.00
T5	Paul Harney	71	69	74	69	283/	1,533.34
T5	Tommy Bolt	69	70	71	73	283/	1,533.33
T5	Mike Souchak	69	72	69	73	283/	1,533.33
T5	Al Geiberger - a	70	70	74	69	283/	
9	Julius Boros	68	74	71	71	284/	1,300.00
T10	Jack Fleck	68	75	70	72	285/	1,062.50
T10	Howie Johnson	69	71	71	74	285/	1,062.50
T10	John McMullen	66	70	74	75	285/	1,062.50
T10	Arnold Palmer	72	69	72	72	285/	1,062.50
T14	George Bayer	74	73	68	71	286/	850
T14	Johnny Bulla	64	77	71	74	286/	850
T14	Bo Wininger	70	72	73	71	286/	850
T17	Jerry Barber	74	76	70	67	287/	680
T17	Wally Bradley	74	73	69	71	287/	680
T17	Joe Campbell	69	78	68	72	287/	680
T17	Jim Ferree	70	71	72	74	287/	680
T17	Tony Lema	73	69	73	72	287/	680
T22	Billy Casper	70	74	73	71	288/	525
T22	Don Fairfield	71	74	69	74	288/	525
T22	Doug Ford	74	75	67	72	288/	525
T22	Dave Ragan	71	71	73	73	288/	525
T26	Gay Brewer	75	71	71	72	289/	375
T26	Dow Finsterwald	70	69	77	73	289/	375
T26	E. J. Harrison	72	69	72	76	289/	375
T26	Mike Homa	73	70	70	76	289/	375
T26	Lloyd Mangrum	69	72	70	78	289/	375
T26	Bob Rosburg	72	74	68	75	289/	375
T32	Leroy Silva	72	72	72	74	290/	255
T32	Don Whitt	70	73	76	71	290/	255
T32	Phil Rodgers - a	72	73	71	74	290/	
T35	Bob Duden	71	76	71	73	291/	161.43
T35	Wes Ellis	72	75	71	73	291/	\$161.43
T35	Marty Furgol	76	71	71	73	291/	161.43
T35	Gene Littler	70	74	73	74	291/	161.43
T35	Smiley Quick	70	73	73	75	291/	161.43
T35	Ernie Vossler	72	75	70	74	291/	161.43
T35	Al Besselink	71	72	73	75	291/	161.42
T42	Jay Hebert	73	73	73	73	292/	15.72
T42	Dick Knight	71	77	71	73	292/	15.72
T42	Johnny Pott	75	72	73	72	292/	15.72
T42	Neil Coles	72	75	69	76	292/	15.71
T42	Babe Lichardus	74	69	73	76	292/	15.71
T42	Eric Monti	72	72	74	74	292/	15.71
T42	Moe Norman	71	76	70	75	292/	15.71
T49	Gene Andrews - a	73	73	69	78	293/	
T49	Bob Frainey	75	72	73	73	293/	
T49	Fred Hawkins	70	77	72	74	293/	
T49	Bill Johnston	73	75	71	74	293/	
T49	Chuck Rotar	74	74	72	73	293/	
T49	Charles Sifford	73	70	75	75	293/	
T49	Jim Turnesa	73	73	72	75	293/	
T49	Bob Watson	71	74	74	74	293/	
T57	Jimmy Clark	74	74	72	74	294/	
T57	Pete Cooper	72	71	76	75	294/	
T57	Tommy Jacobs	73	74	73	74	294/	
T57	Eddie Meyerson - a	74	75	72	73	294/	
T61	Bill Collins	72	72	73	78	295/	
T61	Joe Kirkwood	70	76	74	75	295/	
T61	Tony Marimon - a	78	73	67	77	295/	
T61	Joe Zakarian	72	74	73	76	295/	
T65	Jack Burke, Jr.	75	72	73	76	296/	
T65	Bob Gajda	74	75	70	77	296/	
67	Art Butler - a	73	73	77	75	298/	
68	Ted Richards - a	73	80	76	71	300/	
69	Dan Morgan - a	75	76	77	76	304/	

## Championship Summaries (cont.)




### 1960 Dow Finsterwald

The first-round leader for 1960 was Eric Monti of the Hillcrest Country Club, who one-putted nine greens and took the lead with a 5-under-par 66 on the Rancho Park course. Monti held his lead against Dow Finsterwald on the second day by one stroke with a 69. Rain forced a one-day delay, but gave Monti a chance to take the lead again with a 3-under-par 68. His brilliant play collapsed when he turned in a 9-over-par 80 on the final day of play. Finsterwald turned in his second 71 to add the Northern Trust Open to his list of championships.

### January 7, 8, 9, 10 – Rancho Park

Pos	Player	Rd1	Rd2	Rd3	Rd4	Total	Earnings	Pos	Player	Rd1	Rd2	Rd3	Rd4	Total	Earnings
1	Dow Finsterwald	70	68	71	71	280/	\$5,500.00	T34	Paul Runyan	72	76	73	70	291/	\$153.64
T2	Dave Ragan	69	71	71	72	283/	2,633.34	T34	Charles Sifford	69	73	75	74	291/	153.64
T2	Bill Collins	70	70	71	72	283/	2,633.33	T34	Chick Harbert	72	75	70	74	291/	153.63
T2	Jay Hebert	72	70	70	71	283/	2,633.33	T34	Babe Lichardus	69	72	75	75	291/	153.63
T5	Tommy Bolt	72	71	72	69	284/	1,650.00	T34	Moe Norman	70	71	76	74	291/	153.63
T5	Don January	72	69	71	72	284/	1,650.00	T34	Henry Williams	71	75	72	73	291/	153.63
T7	Bill Blanton	72	70	73	70	285/	1,400.00	T45	John McMullen	77	73	70	72	292/	22.23
T7	Fred Hawkins	71	72	71	71	285/	1,400.00	T45	Bill Parker	76	71	74	71	292/	22.23
T7	Eric Monti	66	71	68	80	285/	1,400.00	T45	George Bayer	70	77	72	73	292/	22.22
T10	Monte Bradley	71	73	72	70	286/	920	T45	Bill Ezinicki	76	73	70	73	292/	22.22
T10	Gay Brewer	71	72	69	74	286/	920	T45	Jim Ferree	68	71	78	75	292/	22.22
T10	Johnny Bulla	68	72	74	72	286/	920	T45	Paul Harney	73	71	73	75	292/	22.22
T10	Jimmy Clark	67	76	71	72	286/	920	T45	Howie Johnson	68	76	75	73	292/	22.22
T10	Jack Fleck	68	73	74	71	286/	920	T45	Bill Johnston	70	72	74	76	292/	22.22
T10	Dick Knight	74	66	72	74	286/	920	T45	Mason Rudolph	73	74	72	73	292/	22.22
T10	Johnny Pott	70	75	71	70	286/	920	T54	Jack Burke, Jr.	74	71	75	73	293/	
T10	Smiley Quick	70	72	73	71	286/	920	T54	Mike Souchak	71	75	73	74	293/	
T10	Doug Sanders	68	73	74	71	286/	920	T54	Harry Weetman	73	75	73	72	293/	
T19	Bill Bisdorf	70	74	73	70	287/	602	57	Wally Bradley	72	74	73	75	294/	
T19	Julius Boros	74	68	72	73	287/	602	T58	Leo Biagetti	72	77	71	75	295/	
T19	Jim Ferrier	76	71	69	71	287/	602	T58	Victor Ghezzi	74	72	75	74	295/	
T19	Bob Rosburg	73	72	69	73	287/	602	T58	E. J. Harrison	72	73	74	76	295/	
T19	Frank Stranahan	69	72	73	73	287/	602	T58	Tom Nieporte	73	74	74	74	295/	
T24	Dave Marr	72	71	73	72	288/	500	T58	Alex Sutton	76	71	74	74	295/	
T24	Phil Rodgers - a	71	70	72	75	288/		T63	Gene Andrews - a	75	75	73	73	296/	
T26	Al Besselink	69	74	72	74	289/	395	T63	Jerry Barber	71	75	74	76	296/	
T26	Bob Goalby	73	70	74	72	289/	395	T63	John Brodie	74	75	71	76	296/	
T26	Arnold Palmer	72	74	70	73	289/	395	66	Mike Homa	72	76	72	77	297/	
T26	Ken Venturi	72	75	71	71	289/	395	T67	Don Keith - a	72	77	75	74	298/	
T26	Art Wall	69	73	74	73	289/	395	T67	Billy Maxwell	74	73	74	77	298/	
T26	Bo Wininger	69	73	74	73	289/	395	T69	Jim Griffiths	73	74	74	79	300/	
T32	Miller Barber	74	72	71	73	290/	275	T69	Jerry Magee	76	73	72	79	300/	
T32	Billy Casper	74	72	73	71	290/	275	T69	Ed Oliver	70	78	73	79	300/	
T34	Walter Burkemo	68	76	74	73	291/	153.64	72	Verne Callison - a	76	76	73	77	302/	
T34	Doug Ford	74	69	77	71	291/	153.64	73	Saul Gealer - a	77	81	77	77	312/	
T34	Ed Langert	74	73	74	70	291/	153.64	74	John Erickson - a	74	83	79	88	324/	
T34	Gene Littler	71	72	75	73	291/	153.64	WD	Don Collett	72	74	75		221/	
T34	Lloyd Mangrum	69	76	73	73	291/	153.64	WD	Jerry Zar - a	72	76	80		228/	

## Championship Summaries (cont.)



### 1961 Bob Goalby

An excellent gallery turned out on the first day of play at Rancho Park, many expecting to see Arnold Palmer demonstrate his superiority over the rest of the field. Instead, in the first round they saw him hit his second shot out of bounds four times on the par-5 ninth hole – his final hole of the first round – before hitting the green and two-putting for a 12 on the way to a first-round 77. A plaque behind the current 18th tee at Rancho Park commemorates the Palmer hole. Meanwhile, Ted Kroll took the first-round lead with a 5-under-par 66. On the second day of play, Paul Harney matched his opening round total of 68 and took the lead followed closely by Ken Venturi and Bob Goalby at 137. Goalby, who had been runner-up in the first three rounds, took charge on the last day with a 4-under 67, winning the tournament by three strokes over Art Wall and Eric Brown.

### January 6, 7, 8, 9 – Rancho Park

Pos	Player	Rd1	Rd2	Rd3	Rd4	Total	Earnings	Pos	Player	Rd1	Rd2	Rd3	Rd4	Total	Earnings
1	Bob Goalby	67	70	71	67	275/	\$7,500.00	T34	Lloyd Mangrum	73	72	71	70	286/	\$177.5
T2	Eric Brown	71	69	72	66	278/	3,325.00	T34	John McMullen	69	75	69	73	286/	177.5
T2	Art Wall	70	72	69	67	278/	3,325.00	T34	Chico Miartuz	73	74	66	73	286/	177.5
T4	Ken Venturi	69	68	74	68	279/	2,133.34	T34	Dave Ragan	72	72	69	73	286/	177.5
T4	Billy Casper	71	69	69	70	279/	2,133.33	T34	Dick Whetzle	70	73	71	72	286/	177.5
T4	Paul Harney	68	68	71	72	279/	2,133.33	T42	George Bayer	68	73	75	71	287/	114.29
T7	Tommy Aaron	74	66	70	70	280/	1,500.00	T42	Jack Burke, Jr.	73	70	74	70	287/	114.29
T7	Bill Collins	67	71	73	69	280/	1,500.00	T42	Bill Johnston	73	71	71	72	287/	114.29
T7	Gardner Dickinson	69	71	72	68	280/	1,500.00	T42	Mike Souchak	74	70	73	70	287/	114.29
T7	Lionel Hebert	68	70	70	72	280/	1,500.00	T42	Bill Ezinicki	70	71	70	76	287/	114.28
T7	Gary Player	70	71	69	70	280/	1,500.00	T42	Stan Leonard	72	71	70	74	287/	114.28
T12	Dave Hill	74	72	69	66	281/	1,150.00	T42	Jimmy Thompson	72	71	69	75	287/	114.28
T12	Bob Rosburg	72	68	68	73	281/	1,150.00	49	Fred Hawkins	75	69	72	72	288/	110
T14	Jim Ferree	72	69	69	72	282/	900	T50	Marty Furgol	71	72	73	73	289/	25
T14	E. J. Harrison	68	73	71	70	282/	900	T50	Cary Middlecoff	72	69	73	75	289/	25
T14	Ted Kroll	66	72	73	71	282/	900	T50	Frank Stranahan	73	72	70	74	289/	25
T14	Eric Monti	67	70	73	72	282/	900	T50	Felice Torza	69	72	73	75	289/	25
T14	Johnny Pott	72	70	71	69	282/	900	T54	Doug Ford	74	73	70	73	290/	
T14	Smiley Quick	70	69	73	70	282/	900	T54	Tom Garrity	73	69	75	73	290/	
T14	Charles Sifford	70	69	73	70	282/	900	T54	Bob Harris	75	73	68	74	290/	
T21	Jay Hebert	73	68	72	70	283/	625	T54	Chuck Rotar	74	70	72	74	290/	
T21	Tommy Jacobs	69	69	71	74	283/	625	T58	Jim Ferrier	72	72	69	78	291/	
T21	Billy Maxwell	70	72	72	69	283/	625	T58	Victor Ghezzi	72	70	74	75	291/	
T21	Doug Sanders	73	72	68	70	283/	625	T58	Howie Johnson	73	74	70	74	291/	
T25	Wes Ellis	70	72	70	72	284/	455	T58	Thorne Wood	74	72	71	74	291/	
T25	Dow Finsterwald	73	70	70	71	284/	455	62	Bert Weaver	70	72	74	76	292/	
T25	Don January	74	70	70	70	284/	455	63	Ted Richards - a	76	75	72	70	293/	
T25	Mason Rudolph	71	72	71	70	284/	455	T64	Al Balding	75	72	70	78	295/	
T29	Jerry Barber	74	73	68	70	285/	320	T64	Fletcher Jones - a	77	73	73	72	295/	
T29	Julius Boros	74	72	70	69	285/	320	66	Larry Bouchey - a	74	74	76	73	297/	
T29	Jack Fleck	74	71	72	68	285/	320	67	Don Kelley - a	74	77	74	73	298/	
T29	Bob Gajda	68	75	66	76	285/	320	T68	Arthur Anderson - a	78	71	79	76	304/	
T29	Al Geiberger	74	70	71	70	285/	320	T68	Jerry Zar - a	77	78	73	76	304/	
T34	Bob Brue	71	68	74	73	286/	177.5	CUT	Al Besselink	75	74			149/	
T34	Bud Holscher	71	74	69	72	286/	177.5	CUT	Arnold Palmer	77	72			149/	
T34	Dick Lundahl	72	72	70	72	286/	177.5								

## Championship Summaries (cont.)



### 1962 Phil Rodgers

Bob Goalby led after the first round with a 7-under-par 64. There were 23 other players who broke par. Goalby held on to the lead with a par 71 on the second day, but was being pressed by another excellent player, Tony Lema, while Tommy Jacobs and Gay Brewer were not far behind. The third round ended in a tie between Fred Hawkins and Phil Rodgers. Rodgers, 23, had only been on TOUR since July – less than six months. On the final day, Rodgers started out with a birdie on the first hole and took off from there. He finished with a 9-under-par 62 for a 72-hole total of 268, the lowest winning total in the history of the tournament. He needed only 26 putts to card the record-breaking round and win the tournament by nine strokes. This was also the year that Jack Nicklaus picked up his first check as a pro – \$33.33 – with a T50 finish.

### January 5, 6, 7, 8 – Rancho Park

Pos	Player	Rd1	Rd2	Rd3	Rd4	Total	Earnings	Pos	Player	Rd1	Rd2	Rd3	Rd4	Total	Earnings
1	Phil Rodgers	67	71	68	62	268/	\$7,500.00	T32	Johnny Pott	72	70	76	68	286/	\$234
T2	Bob Goalby	64	71	73	69	277/	3,325.00	T32	Dan Sikes	69	77	70	70	286/	234
T2	Fred Hawkins	68	70	68	71	277/	3,325.00	T32	Ken Venturi	71	69	71	75	286/	234
4	Jack Burke, Jr.	72	68	70	68	278/	2,400.00	T37	Al Balding	73	71	72	71	287/	155
T5	George Bayer	73	70	68	68	279/	1,900.00	T37	Bob McCallister	74	73	70	70	287/	155
T5	Tony Lema	70	66	73	70	279/	1,900.00	T37	Eric Monti	74	72	71	70	287/	155
T5	Bobby Nichols	72	68	70	69	279/	1,900.00	T37	Moon Mullins	72	71	74	70	287/	155
T8	Julius Boros	69	71	70	70	280/	1,450.00	T37	Gary Player	73	72	72	70	287/	155
T8	Don January	70	70	72	68	280/	1,450.00	T37	Mike Souchak	73	72	65	77	287/	155
T8	Dave Ragan	73	71	69	67	280/	1,450.00	T43	Miller Barber	76	72	69	71	288/	111.43
T8	Bob Rosburg	69	70	72	69	280/	1,450.00	T43	Jim Ferrier	74	71	72	71	288/	111.43
T12	Gay Brewer	68	69	74	70	281/	1,060.00	T43	Jack Fleck	72	73	72	71	288/	111.43
T12	Gardner Dickinson	71	70	70	70	281/	1,060.00	T43	Bob Keller	67	76	71	74	288/	111.43
T12	Wes Ellis	70	70	71	70	281/	1,060.00	T43	George Knudson	70	77	70	71	288/	111.43
T12	Tommy Jacobs	67	70	73	71	281/	1,060.00	T43	Chico Miartuz	70	74	73	71	288/	111.43
T12	Gene Littler	69	71	72	69	281/	1,060.00	T43	Roger Dunn	69	71	72	76	288/	111.42
17	Stan Leonard	69	73	71	69	282/	900	T50	Billy Maxwell	72	74	72	71	289/	33.34
T18	E. J. Harrison	75	71	67	70	283/	825	T50	Don Massengale	72	72	71	74	289/	33.33
T18	Arnold Palmer	73	71	70	69	283/	825	T50	Jack Nicklaus	74	70	72	73	289/	33.33
T20	Lionel Hebert	68	71	68	77	284/	700	T53	Tommy Bolt	72	71	74	74	291/	
T20	Bud Holscher	68	75	74	67	284/	700	T53	Dave Hill	72	71	75	73	291/	
T20	Doug Sanders	67	73	70	74	284/	700	T53	Bernard Hunt	72	74	72	73	291/	
T23	Jerry Barber	73	72	70	70	285/	446.67	T53	Richard Martinez - a	77	72	71	71	291/	
T23	Joe Campbell	71	71	72	71	285/	446.67	T53	Cary Middlecoff	71	76	71	73	291/	
T23	Don Fairfield	73	66	74	72	285/	446.67	T58	Al Chandler	71	72	74	75	292/	
T23	Dick Hart	73	71	71	70	285/	446.67	T58	Dave Marr	71	72	74	75	292/	
T23	Art Wall	72	74	70	69	285/	446.67	60	Gene Andrews - a	73	73	72	75	293/	
T23	Don Whitt	73	72	69	71	285/	446.67	T61	Eric Brown	72	72	74	76	294/	
T23	Jay Hebert	73	70	68	74	285/	446.66	T61	Bob Brue	70	77	71	76	294/	
T23	Mason Rudolph	72	72	69	72	285/	446.66	T63	John Richardson - a	74	74	76	75	299/	
T23	Jerry Steelsmith	71	71	71	72	285/	446.66	T63	Ted Richards - a	75	79	75	70	299/	
T32	Billy Casper	73	68	72	73	286/	234	65	Ron Drimak - a	77	76	83	77	313/	
T32	Dow Finsterwald	71	68	75	72	286/	234	CUT	Al Besselink	77	75			152/	

## Championship Summaries (cont.)



### 1963 Arnold Palmer

Arnold Palmer fired a first-round 69, but was overshadowed by former winner Gene Littler, who brought in a 65. He added a second 69 in the second round and a 70 on the third day, but was still two strokes behind leader Art Wall. Palmer took it in the final round with a 66 for a three-stroke margin over Gary Player and Al Balding.

**January 4, 5, 6, 7 – Rancho Park**

Pos	Player	Rd1	Rd2	Rd3	Rd4	Total	Earnings	Pos	Player	Rd1	Rd2	Rd3	Rd4	Total	Earnings
1	Arnold Palmer	69	69	70	66	274/	\$9,000.00	T35	Billy Maxwell	68	70	70	76	284/	\$136.36
T2	Al Balding	68	69	73	67	277/	3,800.00	T35	Dick Mayer	73	68	67	76	284/	136.36
T2	Gary Player	71	69	68	69	277/	3,800.00	T35	Dan Sikes	69	75	69	71	284/	136.36
T4	Don Fairfield	71	70	67	70	278/	2,120.00	T35	Frank Wharton	72	69	71	72	284/	136.36
T4	Tommy Jacobs	73	68	71	66	278/	2,120.00	T35	Larry Bouchey - a	70	71	71	72	284/	
T4	Gene Littler	65	72	71	70	278/	2,120.00	T47	Rex Baxter	72	72	70	71	285/	50
T4	Phil Rodgers	71	69	69	69	278/	2,120.00	T47	Wes Ellis	73	70	69	73	285/	50
T4	Bob Rosburg	66	70	75	67	278/	2,120.00	T47	Billy Farrell	73	70	68	74	285/	50
T9	Al Geiberger	72	73	65	69	279/	1,358.34	T47	Jim Ferrier	73	72	73	67	285/	50
T9	Mike Souchak	68	71	71	69	279/	1,358.34	T47	Dick Hart	70	73	73	69	285/	50
T9	Billy Casper	71	68	69	71	279/	1,358.33	T47	Fred Leffingwell	70	74	69	72	285/	50
T9	E. J. Harrison	69	67	73	70	279/	1,358.33	T47	Stan Leonard	73	67	72	73	285/	50
T9	Fred Hawkins	72	72	66	69	279/	1,358.33	T47	Eric Monti	71	74	72	68	285/	50
T9	Art Wall	68	70	67	74	279/	1,358.33	T47	Jerry Pittman	72	69	70	74	285/	50
T15	Ed Furgol	69	67	71	73	280/	975	T47	Bob Pratt	70	71	69	75	285/	50
T15	Bob Goalby	71	71	68	70	280/	975	T47	Paul Runyan	70	70	74	71	285/	50
T15	Bud Holscher	72	67	68	73	280/	975	T58	Tommy Aaron	70	72	68	76	286/	
T15	Huston La Clair	70	71	67	72	280/	975	T58	Joe Campbell	69	70	73	74	286/	
T15	Mason Rudolph	70	69	69	72	280/	975	T58	Jacky Cupit	70	75	72	69	286/	
T15	Jerry Steelsmith	69	69	72	70	280/	975	T58	Lionel Hebert	72	68	72	74	286/	
T21	Bob Brue	69	70	71	71	281/	750	T58	Dave Marr	73	72	72	69	286/	
T21	George Knudson	71	73	71	66	281/	750	T58	Johnny Pott	67	74	66	79	286/	
T21	Bob McCallister	67	74	68	72	281/	750	T64	Jon Gustin	72	71	70	74	287/	
T24	George Bayer	68	69	74	71	282/	525	T64	Bob Harrison	72	68	73	74	287/	
T24	Tommy Bolt	70	69	73	70	282/	525	T64	Pinky Stevenson	75	69	72	71	287/	
T24	Paul Bondeson	70	70	67	75	282/	525	T67	Gay Brewer	75	69	68	76	288/	
T24	Julius Boros	71	71	66	74	282/	525	T67	Gardner Dickinson	71	70	75	72	288/	
T24	Frank Boynton	71	68	74	69	282/	525	T67	Larry Mowry	72	70	70	76	288/	
T24	Jack Nicklaus	71	74	68	69	282/	525	T70	Walter Burkemo	70	71	70	78	289/	
T30	Jerry Barber	66	71	72	74	283/	270	T70	Bill Collins	72	72	71	74	289/	
T30	Bruce Crampton	68	73	70	72	283/	270	T70	Dean Refram	70	72	76	71	289/	
T30	Jack Fleck	70	73	70	70	283/	270	T73	Butch Baird	72	72	75	71	290/	
T30	Jay Hebert	69	73	72	69	283/	270	T73	Larry Crawford	74	71	71	74	290/	
T30	Ken Venturi	71	69	73	70	283/	270	T73	Al Feldman	75	70	72	73	290/	
T35	Bob Bruno	70	74	72	68	284/	136.37	T73	Al Kelley	72	72	72	74	290/	
T35	Dow Finsterwald	73	70	71	70	284/	136.37	77	Mac Hunter	72	71	74	74	291/	
T35	Rod Funseth	74	68	72	70	284/	136.37	78	Ralph Evans	72	73	73	74	292/	
T35	Frank Stranahan	70	71	74	69	284/	136.37	79	Gene Bone	70	74	76	73	293/	
T35	Bob Duden	70	71	70	73	284/	136.36	80	George McKeown	71	74	74	76	295/	
T35	Don January	74	71	68	71	284/	136.36	81	Claude King	74	71	78	74	297/	
T35	Tony Lema	72	70	68	74	284/	136.36	DQ	Bob Shave, Jr.	71	70	71		212/	

## Championship Summaries (cont.)



### 1964 Paul Harney


It was two unknowns who led the first day of play with 67s – Roger Ginzburg, who had never led a PGA TOUR event before, and Jim Black, a 21-year old playing in his first tournament. The second round saw Tommy Jacobs, Bobby Nichols and Jim Clark move to the front. Eventual winner Paul Harney made his move in the third round, carding a 66. He held on with a 71 in the final round for what he termed his biggest win to date.

### January 8, 9, 10, 11 – Rancho Park

Pos	Player	Rd1	Rd2	Rd3	Rd4	Total	Earnings
1	Paul Harney	71	72	66	71	280/	\$7,500.00
2	Bobby Nichols	69	68	73	71	281/	4,000.00
T3	Dow Finsterwald	69	73	72	68	282/	2,775.00
T3	Al Geiberger	70	69	73	70	282/	2,775.00
T3	Bob Goalby	69	74	72	67	282/	2,775.00
T3	Arnold Palmer	70	70	72	70	282/	2,775.00
T7	Tommy Jacobs	69	68	76	70	283/	1,950.00
T7	Dave Marr	72	71	72	68	283/	1,950.00
T9	James Black	67	74	73	71	285/	1,550.00
T9	Julius Boros	76	70	71	68	285/	1,550.00
T11	Al Balding	73	71	68	74	286/	1,250.00
T11	Jimmy Clark	71	66	73	76	286/	1,250.00
T11	Don January	72	68	77	69	286/	1,250.00
T11	Bob Rosburg	72	74	69	71	286/	1,250.00
T15	Gardner Dickinson	72	70	75	70	287/	843.75
T15	Bob Duden	73	72	73	69	287/	843.75
T15	Wes Ellis	71	71	72	73	287/	843.75
T15	Don Fairfield	71	69	75	72	287/	843.75
T15	Jay Hebert	74	70	67	76	287/	843.75
T15	Harold Kneece	71	74	72	70	287/	843.75
T15	Gene Littler	68	73	73	73	287/	843.75
T15	Chuck Rotar	77	71	71	68	287/	843.75
T23	Al Besselink	71	74	74	69	288/	650
T23	Jim Ferree	76	71	72	69	288/	650
T23	Jack Fleck	72	72	73	71	288/	650
T23	Bob Harrison	70	75	72	71	288/	650
T23	Billy Maxwell	72	74	74	68	288/	650
T28	Miller Barber	74	70	74	71	289/	500
T28	George Bayer	74	72	72	71	289/	500
T28	Jim Ferrier	70	72	76	71	289/	500
T28	Johnny Pott	76	70	73	70	289/	500
T28	Mason Rudolph	72	73	74	70	289/	500
T28	Jerry Steelsmith	73	70	72	74	289/	500
T28	Frank Stranahan	70	73	75	71	289/	500
T35	Tommy Aaron	75	74	71	70	290/	337
T35	George Archer	72	76	71	71	290/	337
T35	Lionel Hebert	72	75	72	71	290/	337
T35	Bill Ogden	73	72	72	73	290/	337
T35	Alex Sutton	72	71	74	73	290/	337

Pos	Player	Rd1	Rd2	Rd3	Rd4	Total	Earnings
T40	Gay Brewer	72	74	72	73	291/	\$43
T40	Jacky Cupit	69	74	76	72	291/	43
T40	Roger Ginzberg	67	74	79	71	291/	43
T40	George Knudson	71	75	75	70	291/	43
T40	Christy O'Connor Sr	73	74	72	72	291/	43
T45	Rex Baxter	70	73	74	75	292/	
T45	Larry Bouchey	76	72	70	74	292/	
T45	Bruce Crampton	76	68	75	73	292/	
T45	Doug Ford	75	69	74	74	292/	
T45	Dick Hart	73	68	75	76	292/	
T45	Paul McGuire	73	72	72	75	292/	
T45	Larry Mowry	76	70	71	75	292/	
T45	Tom Nieporte	70	75	75	72	292/	
T45	Art Wall	76	73	68	75	292/	
T54	Pete Brown	72	76	72	73	293/	
T54	Ron Drimak	74	74	72	73	293/	
T54	Charles Sifford	73	75	70	75	293/	
T57	Raymond Floyd	74	72	72	76	294/	
T57	Huston La Clair	69	78	72	75	294/	
T57	Tony Lema	75	71	71	77	294/	
T60	Randy Glover	73	73	73	76	295/	
T60	Geoffrey Hunt	78	71	70	76	295/	
T60	Bill Martindale	72	73	71	79	295/	
T63	Dale Douglass	71	74	76	75	296/	
T63	Walker Inman	75	74	72	75	296/	
T65	Bob Goetz	74	72	75	76	297/	
T65	Skee Riegel	76	70	75	76	297/	
67	Frank Beard	69	72	80	77	298/	
68	Ron Reif	73	73	75	81	302/	
T69	Gene Andrews - a	76	78	78	73	305/	
T69	Bud Bradley - a	81	77	73	74	305/	
71	Robert Falkenburg - a	76	76	77	79	308/	
72	Gerald Gallardo - a	72	79	78	82	311/	
73	Bob Unger - a	76	82	78	78	314/	
74	Rick Rhoads - a	81	76	82	77	316/	
75	Jess Vaughn - a	82	81	77	77	317/	
76	Dennis Meyer - a	82	87	79	83	331/	
DQ	Walter Burkemo	74	74	73		221/	

## Championship Summaries (cont.)



### 1965 Paul Harney

Four-time winner Lloyd Mangrum served as honorary chairman of the 39th tournament as the purse climbed to \$70,000. Billy Casper started things off with a 66, followed by defending champion Paul Harney at 68. Casper held on to his lead in round two while Harney picked up a stroke. Shooting a second 68 in round three, Harney pulled ahead by two. A final-round 69 made Harney the second man to win two consecutive tournaments, the first being Ben Hogan in 1947-48. This feat was even more spectacular considering that Harney had just recovered from a two-week bout with pneumonia and had time for only two practice rounds. The Junior Chamber's Art Foundation was established with a \$25,000 donation from the Northern Trust Open's proceeds.

### January 8, 9, 10, 11 – Rancho Park

Pos	Player	Rd1	Rd2	Rd3	Rd4	Total	Earnings	Pos	Player	Rd1	Rd2	Rd3	Rd4	Total	Earnings
1	Paul Harney	68	71	68	69	276/	\$12,000.00	T45	Charles Courtney	71	74	72	73	290/	\$150
2	Dan Sikes	71	67	71	70	279/	6,500.00	T45	Bill Dunn	75	73	71	71	290/	150
3	Billy Casper	66	72	72	71	281/	4,000.00	T45	Jerry Edwards	70	73	74	73	290/	150
T4	George Knudson	76	68	68	70	282/	3,300.00	T45	Bob Goalby	71	75	75	69	290/	150
T4	Tony Lema	70	71	72	69	282/	3,300.00	T45	Babe Hiskey	68	72	76	74	290/	150
T4	Bobby Nichols	70	72	69	71	282/	3,300.00	T45	Tom Nieporte	72	76	70	72	290/	150
T7	Charles Coody	72	72	69	70	283/	2,500.00	T45	Dick Stranahan	73	75	72	70	290/	150
T7	Howie Johnson	69	72	69	73	283/	2,500.00	T54	Jacky Cupit	74	74	69	74	291/	
T9	Jim Ferree	74	71	69	70	284/	1,975.00	T54	Raymond Floyd	72	70	74	75	291/	
T9	Gene Littler	73	69	73	69	284/	1,975.00	T54	Duff Lawrence	73	73	74	71	291/	
T9	Arnold Palmer	72	73	70	69	284/	1,975.00	T54	Dick Lotz	74	71	69	77	291/	
T9	Charles Sifford	74	71	68	71	284/	1,975.00	T54	Bill Parker	76	71	75	69	291/	
T13	Chris Blocker	72	69	71	73	285/	1,400.00	T54	Lee Raymond	71	71	74	75	291/	
T13	Julius Boros	70	72	70	73	285/	1,400.00	T60	Wally Bradley	71	77	76	68	292/	
T13	Ed Furgol	74	73	70	68	285/	1,400.00	T60	Ron Drimak - a	75	77	69	71	292/	
T13	Don Massengale	71	76	68	70	285/	1,400.00	T60	Ken Venturi	72	72	73	75	292/	
T13	Jack McGowan	69	73	70	73	285/	1,400.00	T60	Frank Wharton	73	71	75	73	292/	
T13	Bob Rosburg	72	70	70	73	285/	1,400.00	T64	Bob Charles	71	74	77	71	293/	
T13	Art Wall	72	69	71	73	285/	1,400.00	T64	Wes Ellis	75	70	74	74	293/	
T20	Gardner Dickinson	70	73	70	73	286/	925	T64	Jim Ferrier	75	71	72	75	293/	
T20	Billy Maxwell	73	69	72	72	286/	925	T64	Mike Fetchick	74	73	72	74	293/	
T20	Steve Reid	76	70	71	69	286/	925	T64	Lou Graham	72	74	71	76	293/	
T20	Bo Wininger	76	70	69	71	286/	925	T64	Jim Wright	77	70	74	72	293/	
T24	Butch Baird	74	70	71	72	287/	627.78	T70	Steve Oppermann	72	76	73	73	294/	
T24	Jerry Barber	72	71	71	73	287/	627.78	T70	Kermit Zarley	72	69	79	74	294/	
T24	Bruce Devlin	71	72	72	72	287/	627.78	T72	Frank Garvin	72	76	75	72	295/	
T24	Al Geiberger	73	71	71	72	287/	627.78	T72	Harold Kneeece	73	74	74	74	295/	
T24	Fred Hawkins	71	74	74	68	287/	627.78	T74	Paul Bondeson	74	71	75	76	296/	
T24	Bob McCallister	69	73	72	73	287/	627.78	T74	Gay Brewer	74	72	77	73	296/	
T24	Doug Sanders	70	70	75	72	287/	627.78	T76	Jerry Steelsmith	75	69	76	77	297/	
T24	George Bayer	71	74	69	73	287/	627.77	T76	Rocky Thompson	72	74	76	75	297/	
T24	Ken Still	71	70	73	73	287/	627.77	T78	Art Butler - a	79	74	70	75	298/	
T33	Richard Crawford	75	70	74	69	288/	425	T78	Jay Dolan	75	69	81	73	298/	
T33	Bud Holscher	76	71	69	72	288/	425	T78	Dave Stockton	73	75	75	75	298/	
T33	Don January	74	72	73	69	288/	425	T81	Bruce Crampton	75	72	75	77	299/	
T33	Dave Marr	72	70	73	73	288/	425	T81	Glenn Stuart	75	73	77	74	299/	
T33	Johnny Pott	74	68	73	73	288/	425	83	Bud Bradley - a	77	70	77	77	301/	
T38	Al Besselink	74	72	69	74	289/	296.43	84	Jimmy Clark	75	73	75	80	303/	
T38	Tommy Bolt	74	74	70	71	289/	296.43	85	Marty Bohen - a	78	75	79	73	305/	
T38	Doug Ford	77	71	72	69	289/	296.43	T86	Larry Bouchey - a	76	76	79	75	306/	
T38	Randy Glover	72	73	72	72	289/	296.43	T86	Lary Brown - a	78	75	73	80	306/	
T38	Bill Martindale	71	73	73	72	289/	296.43	88	John Schamp - a	76	82	81	76	315/	
T38	Larry Mowry	74	73	70	72	289/	296.43	T89	Robert Boos - a	79	80	80	77	316/	
T38	Fred Marti	72	69	72	76	289/	296.42	T89	William Feil - a	79	77	79	81	316/	
T45	Tommy Aaron	73	73	75	69	290/	150	CUT	Miller Barber	77	73			150/	
T45	Pete Brown	72	73	75	70	290/	150	WD	Kenny Pinns - a	83	83			166/	



# Championship Summaries (cont.)



## 1966 Arnold Palmer

The 40th Northern Trust Open brought with it a \$75,000 purse and the first national television coverage. Arnold Palmer's opening 72 didn't indicate that he would eventually take the tournament, but he settled down to a 66 in round two to pull within one stroke of leader Dave Ragan. Palmer's third-round 62 tied the course record set in 1962 by Phil Rodgers and the tournament three-round record of 200 set 10 years earlier by Lloyd Mangrum. Although turning in a 73 in the last round, Palmer still maintained a three-stroke victory over Harney for his second Northern Trust Open crown.

### January 6, 7, 8, 9 – Rancho Park

Pos	Player	Rd1	Rd2	Rd3	Rd4	Total	Earnings	Pos	Player	Rd1	Rd2	Rd3	Rd4	Total	Earnings
1	Arnold Palmer	72	66	62	73	273/	\$11,000.00	T38	Mac Hunter	73	74	68	72	287/	\$375
T2	Miller Barber	71	69	69	67	276/	5,250.00	T38	Chi Chi Rodriguez	74	71	72	70	287/	375
T2	Paul Harney	71	71	67	67	276/	5,250.00	T43	Paul Bondeson	72	73	75	68	288/	287.5
4	Dave Stockton	71	69	69	68	277/	3,700.00	T43	Duff Lawrence	75	70	74	69	288/	287.5
T5	Billy Casper	70	71	66	71	278/	3,050.00	T45	Johnny Bulla	75	72	72	70	289/	192.86
T5	Dave Ragan	67	70	72	69	278/	3,050.00	T45	Jay Dolan	72	75	70	72	289/	192.86
7	Don January	72	71	66	70	279/	2,550.00	T45	Tom Nieporte	73	73	72	71	289/	192.86
T8	Al Besselink	73	68	71	68	280/	2,050.00	T45	Pat Schwab	77	69	71	72	289/	192.86
T8	Dave Hill	73	71	68	68	280/	2,050.00	T45	Terry Wilcox	73	71	72	73	289/	192.86
T8	Howie Johnson	73	69	68	70	280/	2,050.00	T45	George Archer	73	71	71	74	289/	192.85
T8	Dave Marr	69	71	69	71	280/	2,050.00	T45	Raymond Floyd	71	70	74	74	289/	192.85
T8	Charles Sifford	71	69	69	71	280/	2,050.00	T52	Gene Counter	75	72	72	71	290/	
T13	Frank Beard	73	67	70	71	281/	1,450.00	T52	Doug Ford	74	70	73	73	290/	
T13	Gay Brewer	69	74	71	67	281/	1,450.00	T52	Bob McCallister	70	71	76	73	290/	
T13	George Knudson	74	69	70	68	281/	1,450.00	T52	R.H. Sikes	73	71	72	74	290/	
T13	Tony Lema	72	73	70	66	281/	1,450.00	T52	Ken Still	73	71	76	70	290/	
T13	Bobby Nichols	76	69	68	68	281/	1,450.00	T52	Dudley Wysong	72	75	74	69	290/	
T13	Doug Sanders	70	71	70	70	281/	1,450.00	58	Lionel Hebert	72	75	70	74	291/	
T19	Rod Funseth	71	71	70	70	282/	933.34	T59	Gardner Dickinson	70	73	76	73	292/	
T19	Steve Oppermann	67	78	71	66	282/	933.34	T59	Dick Hart	72	75	72	73	292/	
T19	Buster Cupit	70	72	70	70	282/	933.33	T59	Jerry Magee	75	72	73	72	292/	
T19	Wes Ellis	71	69	69	73	282/	933.33	T59	Emil Scodeller	74	71	72	75	292/	
T19	Gene Littler	72	69	68	73	282/	933.33	63	Wright Garrett	75	72	73	73	293/	
T19	Billy Maxwell	72	69	71	70	282/	933.33	T64	Pete Fleming	71	76	75	72	294/	
T25	Randy Glover	70	72	71	70	283/	725	T64	Ron Gillespie	75	72	70	77	294/	
T25	Mason Rudolph	71	72	70	70	283/	725	T64	Bud Holscher	75	72	72	75	294/	
T25	Bo Wininger	74	68	69	72	283/	725	T64	Phil Rodgers	71	74	75	74	294/	
T28	Charles Courtney	69	73	69	73	284/	637.5	T64	Bob Verwey	70	75	74	75	294/	
T28	Jack Fleck	70	71	69	74	284/	637.5	T69	E. J. Harrison	73	73	72	77	295/	
T28	Bob Goalby	70	74	72	68	284/	637.5	T69	Rocky Thompson	73	71	77	74	295/	
T28	Ken Venturi	71	70	74	69	284/	637.5	T71	Chris Blocker	71	74	73	78	296/	
T32	Tommy Aaron	77	68	68	72	285/	550	T71	Harold Kneece	75	71	75	75	296/	
T32	George Bayer	74	73	69	69	285/	550	73	Dale Douglass	75	72	75	76	298/	
T32	Bill Martindale	72	71	72	70	285/	550	T74	Al Balding	73	74	75	77	299/	
T35	Joe Campbell	75	71	69	71	286/	475	T74	Larry Griggs	74	71	77	77	299/	
T35	Lou Graham	72	68	71	75	286/	475	76	Rafe Botts	75	71	83	71	300/	
T35	Al Kelley	71	70	68	77	286/	475	77	Dick Lytle	72	75	76	79	302/	
T38	Rex Baxter	71	67	71	78	287/	375	WD	Jack McGowan	74	72	76		222/	
T38	Richard Crawford	71	75	72	69	287/	375	DQ	James Ferriell	72	74			146/	
T38	Al Geiberger	75	70	68	74	287/	375								

## Championship Summaries (cont.)



### 1967 Arnold Palmer

There were several firsts at the 41st Northern Trust Open – color television, a separate qualifying tournament for six amateur spots, a \$100,000 purse and a new communications system tied into five leaderboards. Arnold Palmer's opening 70 was four back of the leader as 40 players broke par the first day. He came back with a 64 in round two, but was still behind Don Massengale, who had turned in rounds of 67 and 65. A third-round 67 gave Palmer a four-stroke lead and he finished the tournament with a 68. His winning 269 was just one off the tournament record set in 1962 by Phil Rodgers.

**January 26, 27, 28, 29 – Rancho Park**

Pos	Player	Rd1	Rd2	Rd3	Rd4	Total	Earnings	Pos	Player	Rd1	Rd2	Rd3	Rd4	Total	Earnings
1	Arnold Palmer	70	64	67	68	269/	\$20,000.00	T43	Paul Harney	69	74	71	71	285/	\$257.5
2	Gay Brewer	67	70	68	69	274/	12,000.00	T43	Dave Hill	67	72	71	75	285/	257.5
T3	Julius Boros	67	72	69	67	275/	5,600.00	T43	Dick Lytle	72	70	73	70	285/	257.5
T3	Lou Graham	67	72	67	69	275/	5,600.00	T43	Ted Makalena	75	70	70	70	285/	257.5
T3	Don Massengale	67	65	74	69	275/	5,600.00	T43	Dave Marr	72	72	69	72	285/	257.5
T6	Billy Casper	72	70	66	69	277/	3,600.00	T43	Bill Ogden	72	73	71	69	285/	257.5
T6	Bruce Crampton	70	71	67	69	277/	3,600.00	T43	Bill Parker	70	69	73	73	285/	257.5
T8	Jacky Cupit	66	71	74	67	278/	2,833.34	T51	George Archer	75	70	70	71	286/	
T8	Bob Goalby	70	68	72	68	278/	2,833.33	T51	E. J. Harrison	71	73	70	72	286/	
T8	Mike Souchak	71	68	71	68	278/	2,833.33	T51	Babe Hiskey	72	67	74	73	286/	
11	Bob Rosburg	69	69	71	70	279/	2,400.00	T51	Bob McCallister	72	70	74	70	286/	
T12	Dale Douglass	74	68	69	69	280/	2,100.00	T51	Bobby Nichols	70	73	72	71	286/	
T12	Bert Yancey	70	67	74	69	280/	2,100.00	T51	Jack Nicklaus	69	74	72	71	286/	
T14	Frank Boynton	70	69	70	72	281/	1,750.00	T51	Steve Reid	72	71	70	73	286/	
T14	Pete Brown	70	69	69	73	281/	1,750.00	T58	Jerry Barber	74	70	71	72	287/	
T14	Tom Nieporte	73	72	68	68	281/	1,750.00	T58	Rod Funseth	69	71	73	74	287/	
T14	Dudley Wysong	73	71	66	71	281/	1,750.00	T58	Jerry Pittman	72	73	71	71	287/	
T18	Randy Glover	72	72	69	69	282/	1,300.00	T61	Al Besselink	71	72	70	75	288/	
T18	Dick Lotz	70	72	70	70	282/	1,300.00	T61	Charles Courtney	68	70	73	77	288/	
T18	Bill Martindale	67	70	73	72	282/	1,300.00	T61	Dick Hart	73	72	72	71	288/	
T18	Doug Sanders	67	75	69	71	282/	1,300.00	T61	Dave Ragan	71	73	72	72	288/	
T18	Jerry Steelsmith	68	71	74	69	282/	1,300.00	T65	Tommy Aaron	72	73	71	73	289/	
T23	Jack Burke, Jr.	73	69	72	69	283/	800	T65	Jerry Edwards	69	70	72	78	289/	
T23	Richard Crawford	73	69	73	68	283/	800	T65	Doug Ford	72	73	73	71	289/	
T23	Terry Dill	74	67	72	70	283/	800	T65	Bob Lunn	74	71	73	71	289/	
T23	Mac Hunter	70	73	68	72	283/	800	T65	Dave Marad	73	72	69	75	289/	
T23	Howie Johnson	70	72	70	71	283/	800	T65	Jack McGowan	72	72	73	72	289/	
T23	Gene Littler	72	72	69	70	283/	800	T65	Johnny Pott	68	70	77	74	289/	
T23	Al Mengert	70	69	70	74	283/	800	T65	Dean Refram	73	71	67	78	289/	
T23	John Schlee	71	73	68	71	283/	800	T65	Mason Rudolph	72	73	70	74	289/	
T23	Paul Scodeller	73	70	70	70	283/	800	T65	Jack Rule	72	70	72	75	289/	
T23	Art Wall	67	74	70	72	283/	800	T75	Frank Beard	71	70	75	74	290/	
T33	Miller Barber	69	72	70	73	284/	534	T75	Jim Colbert	75	70	72	73	290/	
T33	Paul Bondeson	70	72	68	74	284/	534	T75	Charles Coody	70	75	70	75	290/	
T33	Jim Ferrier	72	71	69	72	284/	534	T75	Jim Gilbert	75	70	72	73	290/	
T33	Raymond Floyd	69	72	72	71	284/	534	T79	Bill Ezinicki	72	73	72	74	291/	
T33	Al Geiberger	70	69	71	74	284/	534	T79	Ron Reif	72	69	77	73	291/	
T33	Bert Greene	72	69	70	73	284/	534	T81	Rex Baxter	72	71	74	75	292/	
T33	Don Headings	70	72	71	71	284/	534	T81	Roy Pace	71	73	75	73	292/	
T33	Billy Maxwell	71	71	70	72	284/	534	T81	Tom Weiskopf	75	70	73	74	292/	
T33	Steve Oppermann	72	70	66	76	284/	534	T84	Dan Keefe	74	71	73	75	293/	
T33	Chi Chi Rodriguez	69	72	73	70	284/	534	T84	Kermit Zarley	72	73	70	78	293/	
T43	Gardner Dickinson	76	67	71	71	285/	257.5	86	Rocky Thompson	74	71	72	77	294/	

# Championship Summaries (cont.)



## 1968 Billy Casper


There was a four-way tie for the lead in the first round and a five-way tie on the second day. Billy Casper shared the lead with Dave Archer, Al Geiberger and Dave Stockton. Casper's third-round 68 gave him a one-stroke lead, as rain forced the PGA TOUR to shorten the course. Casper then turned in a final-round 69 for a three-stroke victory over Arnold Palmer.

**January 25, 26, 27, 28 – Brookside Park Golf Course**

Pos	Player	Rd1	Rd2	Rd3	Rd4	Total	Earnings
1	Billy Casper	70	67	68	69	274/	\$20,000.00
2	Arnold Palmer	69	71	69	68	277/	12,000.00
3	Al Geiberger	67	70	69	72	278/	7,500.00
T4	George Archer	68	69	75	68	280/	4,366.67
T4	Dave Marr	68	69	74	69	280/	4,366.67
T4	John Schlee	71	70	65	74	280/	4,366.66
7	Dave Hill	70	70	71	70	281/	3,400.00
T8	Raymond Floyd	68	71	75	68	282/	2,950.00
T8	Lee Trevino	70	68	73	71	282/	2,950.00
T10	Miller Barber	74	71	65	73	283/	2,400.00
T10	Gardner Dickinson	70	70	73	70	283/	2,400.00
T10	George Knudson	68	73	72	70	283/	2,400.00
13	Dave Eichelberger	67	71	72	74	284/	2,000.00
T14	Tommy Aaron	70	68	74	73	285/	1,700.00
T14	Monty Kaser	73	73	69	70	285/	1,700.00
T14	Gene Littler	67	72	73	73	285/	1,700.00
T14	Phil Rodgers	73	70	70	72	285/	1,700.00
T14	Dave Stockton	70	67	73	75	285/	1,700.00
T19	Steve Eichstaedt	71	68	71	76	286/	1,150.00
T19	Dow Finsterwald	71	74	72	69	286/	1,150.00
T19	Steve Reid	72	73	70	71	286/	1,150.00
T19	Doug Sanders	68	75	74	69	286/	1,150.00
T19	Charles Sifford	69	71	72	74	286/	1,150.00
T19	Tom Weiskopf	72	72	66	76	286/	1,150.00
T25	Rafe Botts	73	69	72	73	287/	812.5
T25	Richard Crawford	74	70	73	70	287/	812.5
T25	Howie Johnson	70	73	69	75	287/	812.5
T25	Kermit Zarley	73	70	72	72	287/	812.5
T29	Frank Beard	72	73	71	72	288/	650
T29	Don Bies	68	73	72	75	288/	650
T29	Gay Brewer	72	71	73	72	288/	650
T29	Jimmy Clark	67	73	73	75	288/	650
T29	Bill Collins	71	75	70	72	288/	650
T29	Bob Goalby	72	70	73	73	288/	650
T29	Lionel Hebert	75	71	71	71	288/	650
T29	Ted Makalena	72	68	76	72	288/	650
T29	Mike Souchak	75	71	73	69	288/	650

Pos	Player	Rd1	Rd2	Rd3	Rd4	Total	Earnings
T38	Deane Beman	73	68	75	73	289/	\$468
T38	Doug Ford	72	74	71	72	289/	468
T38	Billy Maxwell	73	72	72	72	289/	468
T38	Ron Reif	71	71	75	72	289/	468
T38	Ken Still	73	73	71	72	289/	468
T43	Lou Graham	72	72	72	74	290/	300
T43	Paul Harney	70	71	73	76	290/	300
T43	Bob Lunn	73	70	74	73	290/	300
T43	Bobby Nichols	74	71	73	72	290/	300
T47	Laurie Hammer	71	71	73	76	291/	143.34
T47	Jack Montgomery	70	69	75	77	291/	143.34
T47	Lee Elder	72	73	73	73	291/	143.33
T47	Chi Chi Rodriguez	70	74	72	75	291/	143.33
T47	Jim Wiechers	73	73	72	73	291/	143.33
T47	Bruce Wyatt	74	69	77	71	291/	143.33
53	Guy Bill - a	74	71	74	73	292/	
T54	Bruce Crampton	70	76	74	73	293/	
T54	Jacky Cupit	75	70	70	78	293/	
T54	Wes Ellis	73	69	74	77	293/	
T57	Dick Carmody	71	72	73	78	294/	
T57	Don Massengale	71	72	73	78	294/	
T57	Bill Ogden	72	72	77	73	294/	
T60	Chris Blocker	72	72	76	75	295/	
T60	John H. Cook	70	75	74	76	295/	
T60	Ken Venturi	72	73	75	75	295/	
T60	Terry Wilcox	69	75	76	75	295/	
T64	George Bayer	72	72	74	78	296/	
T64	Dale Douglass	69	75	77	75	296/	
T64	Johnny Pott	74	71	76	75	296/	
T64	Mason Rudolph	73	73	74	76	296/	
T68	Ed Furgol	72	71	79	75	297/	
T68	Bob Murphy	73	73	75	76	297/	
T70	Howell Fraser	77	68	78	76	299/	
T70	Jerry Mowlds	76	70	74	79	299/	
72	Steve Spray	74	72	77	78	301/	
CUT	Jim Colbert	75	74			149/	
CUT	Al Besselink	73	78			151/	

## Championship Summaries (cont.)



### 1969 Charles Sifford

Charles Sifford opened the 1969 tournament with an amazing 63 (28 on the back nine), and an eagle on the 13th. Harold Henning turned in the best third-round score with a 66, as he moved into position to challenge Sifford. A final-round 68 gave Henning a tie with Sifford at 276. Sifford then birdied the first hole of a sudden-death playoff to take the championship.

**January 9, 10, 11, 12 – Rancho Park**

Pos	Player	Rd1	Rd2	Rd3	Rd4	Total	Earnings	Pos	Player	Rd1	Rd2	Rd3	Rd4	Total	Earnings
1	Charles Sifford	63	71	71	71	276/	\$20,000.00	T40	Johnny Bulla	75	70	72	70	287/	\$361.43
2	Harold Henning	74	68	66	68	276/	11,400.00	T40	Jim Colbert	75	68	74	70	287/	361.43
T3	Billy Casper	69	69	72	67	277/	5,900.00	T40	Eddie Merrins	70	74	70	73	287/	361.43
T3	Bruce Devlin	69	72	69	67	277/	5,900.00	T40	Jim Wiechers	73	72	70	72	287/	361.43
5	Dave Hill	66	73	69	70	278/	4,100.00	T40	Doug Sanders	71	73	68	75	287/	361.42
6	Bert Yancey	75	67	71	67	280/	3,600.00	T47	George Bayer	72	71	72	73	288/	220
7	Howell Fraser	72	73	70	66	281/	3,200.00	T47	Bob Cox	73	72	71	72	288/	220
T8	Mac McLendon	69	68	77	68	282/	2,716.67	T47	Bob Duden	69	73	75	71	288/	220
T8	Roy Pace	71	69	72	70	282/	2,716.67	T47	Mike Hadlock	72	69	76	71	288/	220
T8	Tom Shaw	69	68	73	72	282/	2,716.66	T47	Bob McCallister	72	73	72	71	288/	220
T11	Ken Ellsworth	70	70	70	73	283/	1,900.00	T47	Peter Townsend	73	69	74	72	288/	220
T11	Howie Johnson	73	70	71	69	283/	1,900.00	T53	Al Geiberger	73	72	70	74	289/	133.34
T11	Bobby Nichols	74	70	70	69	283/	1,900.00	T53	Jim Grant	72	69	76	72	289/	133.34
T11	Mason Rudolph	71	68	71	73	283/	1,900.00	T53	Laurie Hammer	71	74	73	71	289/	133.34
T11	Dave Stockton	70	74	72	67	283/	1,900.00	T53	John Lively	72	70	75	72	289/	133.34
T11	Larry Ziegler	70	72	72	69	283/	1,900.00	T53	Johnny Stevens	71	72	75	71	289/	133.34
T17	Tommy Aaron	72	67	75	70	284/	1,065.46	T53	Wayne Vollmer	71	70	74	74	289/	133.34
T17	Terry Dill	67	72	76	69	284/	1,065.46	T59	David Bollman	71	70	76	73	290/	133.34
T17	Dale Douglass	70	73	71	70	284/	1,065.46	T59	Hale Irwin	73	71	75	71	290/	133.34
T17	Don January	71	72	72	69	284/	1,065.46	T59	Jim Wright	71	74	74	71	290/	133.34
T17	Jimmy Powell	73	72	70	69	284/	1,065.46	T59	Paul Bondeson	74	70	74	72	290/	133.33
T17	Bruce Crampton	68	70	74	72	284/	1,065.45	T59	Ken Still	70	73	73	74	290/	133.33
T17	Dow Finsterwald	72	72	69	71	284/	1,065.45	T59	Harry Toscano	72	71	74	73	290/	133.33
T17	Grier Jones	66	74	73	71	284/	1,065.45	T65	Rex Baxter	70	74	77	70	291/	133.33
T17	Arnold Palmer	72	68	71	73	284/	1,065.45	T65	Gay Brewer	69	76	72	74	291/	133.33
T17	Bob Payne	70	67	72	75	284/	1,065.45	T65	Monty Kaser	73	72	72	74	291/	133.33
T17	Phil Rodgers	70	72	72	70	284/	1,065.45	T65	Les Peterson	72	73	72	74	291/	133.33
T28	Raymond Floyd	71	69	73	72	285/	666.67	T65	Monte Sanders	71	70	75	75	291/	133.33
T28	Jack Montgomery	71	72	70	72	285/	666.67	T65	DeWitt Weaver	70	75	75	71	291/	133.33
T28	Bob E. Smith	70	68	74	73	285/	666.67	T71	Bill Garrett	72	71	75	74	292/	133.33
T28	Steve Spray	76	66	73	70	285/	666.67	T71	Bob Goetz	71	74	76	71	292/	133.33
T28	George Archer	69	67	75	74	285/	666.66	T71	Rocky Thompson	70	73	77	72	292/	133.33
T28	Wayne Yates	70	72	70	73	285/	666.66	T74	Jimmy Clark	72	71	76	74	293/	133.33
T34	Miller Barber	71	70	72	73	286/	530	T74	Jerry Heard	73	72	78	70	293/	133.33
T34	Rafe Botts	72	71	73	70	286/	530	T74	Lee Trevino	72	71	76	74	293/	133.33
T34	Ron Cerrudo	70	69	76	71	286/	530	77	Ed Davis	72	71	75	78	296/	133.33
T34	Tony Jacklin	74	69	74	69	286/	530	78	Bill Johnston	72	73	72	81	298/	133.33
T34	George Knudson	71	72	76	67	286/	530	79	Ron Drimak	71	72	82	77	302/	133.33
T34	James Walker	67	71	73	75	286/	530	CUT	Gene Littler	72	74			146/	
T40	Chris Blocker	71	73	68	75	287/	361.43	CUT	Lee Elder	71	77			148/	
T40	Pete Brown	69	73	73	72	287/	361.43	WD	Frank Beard					/	

Note: Sifford birdied the first hole of a sudden-death playoff to beat Harold Henning.

# Championship Summaries (cont.)



## 1970 Billy Casper


Rain temporarily interrupted play in the 44th Northern Trust Open, but 44 players were still able to break par in the first round. It was Billy Casper's tournament from the start as he turned in three straight 68s with only two bogeys in 54 holes. In this third round, Hale Irwin turned in a 67 to take the lead. This was also the round in which Bob Lunn birdied the 11th hole with a 70-foot sand wedge shot that rolled into the cup. Regular play ended in a tie between Casper and Irwin at 276. It was Casper in the sudden-death playoff on 15 who laid his approach shot just 5 feet from the hole, then sank it for a birdie and his second Northern Trust Open championship in three years.

### January 8, 9, 10, 11 – Rancho Park

Pos	Player	Rd1	Rd2	Rd3	Rd4	Total	Earnings	Pos	Player	Rd1	Rd2	Rd3	Rd4	Total	Earnings
1	Billy Casper	68	68	68	72	276/	\$20,000.00	T39	Mac Hunter	68	74	69	73	284/	\$390
2	Hale Irwin	70	66	67	73	276/	11,400.00	T39	Howie Johnson	70	69	71	74	284/	390
T3	Dave Hill	66	71	70	70	277/	5,900.00	T39	Fred Marti	67	71	72	74	284/	390
T3	Bob Lunn	66	72	68	71	277/	5,900.00	T39	Al Mengert	70	72	68	74	284/	390
T5	Terry Dill	69	69	70	70	278/	3,850.00	T39	Arnold Palmer	67	72	72	73	284/	390
T5	Bob E. Smith	71	67	74	66	278/	3,850.00	T39	Jerry Pittman	69	70	75	70	284/	390
T7	Grier Jones	69	72	67	71	279/	2,837.50	T46	Chris Blocker	72	71	70	72	285/	240
T7	Don Massengale	67	69	72	71	279/	2,837.50	T46	Al Geiberger	68	69	75	73	285/	240
T7	Ken Still	68	68	71	72	279/	2,837.50	T46	Jim Jamieson	68	73	72	72	285/	240
T7	Dave Stockton	68	69	68	74	279/	2,837.50	T46	Johnny Miller	73	70	71	71	285/	240
T11	Ron Cerrudo	66	71	71	72	280/	1,787.50	T46	Jack Montgomery	72	70	70	73	285/	240
T11	Bruce Crampton	68	70	70	72	280/	1,787.50	T51	George Archer	72	71	67	76	286/	190.48
T11	Jack Ewing	70	71	68	71	280/	1,787.50	T51	Jim Awtrey	72	71	73	70	286/	190.48
T11	Bobby Nichols	71	72	69	68	280/	1,787.50	T51	Miller Barber	69	72	70	75	286/	190.48
T11	Chi Chi Rodriguez	69	74	69	68	280/	1,787.50	T51	Charles Courtney	71	72	71	72	286/	190.48
T11	R.H. Sikes	69	69	71	71	280/	1,787.50	T51	Raymond Floyd	71	71	69	75	286/	190.48
T11	Jim Wright	68	68	71	73	280/	1,787.50	T51	Charles Sifford	72	71	71	72	286/	190.48
T11	Kermit Zarley	72	68	69	71	280/	1,787.50	T51	Bob Stanton	69	71	75	71	286/	190.48
T19	Tommy Aaron	71	70	68	72	281/	1,108.00	T58	Don Bies	74	68	71	74	287/	190.48
T19	Jim Colbert	71	70	72	68	281/	1,108.00	T58	George Boutell	69	72	72	74	287/	190.48
T19	Babe Hiskey	70	72	69	70	281/	1,108.00	T58	Johnny Bulla	70	71	74	72	287/	190.48
T19	Billy Maxwell	71	70	69	71	281/	1,108.00	T58	Ken Ellsworth	73	70	74	70	287/	190.48
T19	Lee Trevino	71	67	69	74	281/	1,108.00	T58	Bob Murphy	72	71	71	73	287/	190.48
T24	Bill Brask	73	67	74	68	282/	742.23	T58	Jim Wiechers	69	71	73	74	287/	190.48
T24	Larry Hinson	68	70	72	72	282/	742.23	T58	Rafe Botts	71	68	71	77	287/	190.47
T24	Gay Brewer	68	70	71	73	282/	742.22	T58	Dick Mayer	69	69	74	75	287/	190.47
T24	Paul Harney	69	66	72	75	282/	742.22	T58	Barry Jaeckel - a	71	69	75	72	287/	
T24	Tommy Jacobs	71	67	71	73	282/	742.22	T67	Deane Beman	71	69	72	76	288/	190.47
T24	Larry Mowry	71	65	71	75	282/	742.22	T67	Bob Dickson	69	74	72	73	288/	190.47
T24	Phil Rodgers	69	71	70	72	282/	742.22	T67	Mac McLendon	70	73	72	73	288/	190.47
T24	Steve Spray	69	72	69	72	282/	742.22	T67	Tom Shaw	72	70	70	76	288/	190.47
T24	Jerry Steelsmith	70	70	69	73	282/	742.22	71	Mike Morley	69	73	74	73	289/	190.47
T33	Pete Brown	72	69	69	73	283/	550	72	Tony Jacklin	72	71	76	77	296/	190.47
T33	Dale Douglass	70	73	71	69	283/	550	CUT	Richard Crawford					/	
T33	Gene Littler	72	68	72	71	283/	550	CUT	Bunky Henry					/	
T33	Dick Lotz	71	72	67	73	283/	550	CUT	Jim Barker					/	
T33	Hugh Royer	74	68	69	72	283/	550	CUT	Dave Eichelberger					/	
T33	Mason Rudolph	72	70	70	71	283/	550	CUT	Charles Coody					/	
T39	Dick Carmody	71	72	71	70	284/	390	CUT	Ken Venturi					/	

Note: Casper defeated Irwin with a birdie on the first playoff hole.

## Championship Summaries (cont.)



### 1971 Bob Lunn

Singer Glen Campbell joined forces with the Los Angeles Junior Chamber of Commerce and the Glen Campbell Los Angeles Open was created. Billy Casper lost to Bob Lunn in a four-hole playoff. The Lunn-Casper playoff began on the 15th hole and they battled all the way to the 18th before a decision was reached. There Lunn put his approach shot 18 inches from the flag while Casper was on the green. Casper failed in his attempt at a birdie and Lunn stepped in to roll in the putt to take the \$22,000 first prize and another big step in his career.

**January 7, 8, 9, 10 – Rancho Park**

Pos	Player	Rd1	Rd2	Rd3	Rd4	Total	Earnings	Pos	Player	Rd1	Rd2	Rd3	Rd4	Total	Earnings
1	Bob Lunn	68	69	70	67	274/	\$22,000.00	T38	Bert Greene	68	73	72	72	285/	\$429
2	Billy Casper	66	72	69	67	274/	12,500.00	T38	Gene Littler	71	72	70	72	285/	429
3	Art Wall	70	67	70	68	275/	7,850.00	T38	Rik Massengale	73	71	69	72	285/	429
T4	Gibby Gilbert	69	70	68	70	277/	4,290.00	T38	Jimmy Powell	70	73	72	70	285/	429
T4	Bobby Greenwood	69	69	66	73	277/	4,290.00	T47	Bobby Nichols	72	70	73	71	286/	264
T4	Don January	69	68	71	69	277/	4,290.00	T47	Jim Wright	70	72	71	73	286/	264
T4	Phil Rodgers	70	67	72	68	277/	4,290.00	T47	Bert Yancey	75	68	74	69	286/	264
T8	Bob Goalby	70	71	68	69	278/	3,107.50	T50	Al Geiberger	70	73	76	68	287/	220
T8	Lee Trevino	71	69	67	71	278/	3,107.00	T50	Jim Jamieson	73	70	68	76	287/	220
T10	Bill Garrett	69	69	72	69	279/	2,640.00	T50	Orville Moody	70	72	75	70	287/	220
T10	Monte Sanders	71	70	68	70	279/	2,640.00	T50	Curtis Sifford	70	73	72	72	287/	220
T12	Raymond Floyd	68	69	70	73	280/	2,062.50	T54	George Archer	68	73	72	75	288/	220
T12	Howie Johnson	70	71	70	69	280/	2,062.50	T54	Tommy Jacobs	71	71	69	77	288/	220
T12	John Schlee	72	70	70	68	280/	2,062.50	T56	Jim Dent	72	72	71	74	289/	220
T12	Tom Weiskopf	72	72	70	66	280/	2,062.50	T56	Dale Douglass	68	72	74	75	289/	220
T16	Gay Brewer	73	68	69	71	281/	1,650.00	T56	Bill Johnston	72	72	72	73	289/	220
T16	Bruce Crampton	69	72	69	71	281/	1,650.00	T59	Paul Barkhouse	72	69	74	75	290/	220
T16	Gene Ferrell	72	69	66	74	281/	1,650.00	T59	Babe Hiskey	72	72	72	74	290/	220
T19	Rolf Deming	73	71	69	69	282/	1,265.00	T59	Hale Irwin	70	74	74	72	290/	220
T19	Arnold Palmer	71	71	69	71	282/	1,265.00	T62	Pete Brown	73	71	75	72	291/	220
T19	Ross Randall	71	70	71	70	282/	1,265.00	T62	Dick Lotz	70	74	75	72	291/	220
T19	Tom Shaw	66	72	71	73	282/	1,265.00	T64	Johnny Bulla	74	70	73	75	292/	220
T23	Richard Crawford	72	66	73	72	283/	928.4	T64	Labron Harris	73	70	74	75	292/	220
T23	Paul Harney	73	68	74	68	283/	928.4	T64	Bob Payne	67	75	75	75	292/	220
T23	Doug Sanders	71	70	66	76	283/	928.4	67	Larry Mowry	71	73	75	76	295/	220
T23	John Schroeder	68	72	73	70	283/	928.4	68	Rex Wilsen	71	73	77	77	298/	220
T23	Chris Blocker	73	71	68	71	283/	928	T69	Richard Martinez	71	73	79	76	299/	220
T28	Jim Colbert	69	71	75	69	284/	682	T69	R.H. Sikes	70	74	80	75	299/	220
T28	Lee Elder	71	68	73	72	284/	682	CUT	Dave Eichelberger	71	74			145/	
T28	Dow Finsterwald	70	71	72	71	284/	682	CUT	Fred Marti	73	73			146/	
T28	Hubert Green	69	73	73	69	284/	682	CUT	Terry Dill	71	76			147/	
T28	Tony Jacklin	69	69	74	72	284/	682	CUT	Steve Spray	74	73			147/	
T28	John Jacobs	70	69	73	72	284/	682	CUT	Dave Hill	73	75			148/	
T28	Grier Jones	69	72	70	73	284/	682	CUT	George Johnson	72	76			148/	
T28	Don Massengale	72	71	69	72	284/	682	CUT	Don Bies	75	74			149/	
T28	Bob E. Smith	66	69	75	74	284/	682	CUT	Larry Hinson	76	73			149/	
T28	J.C. Snead	68	73	71	72	284/	682	CUT	Roy Pace	74	75			149/	
T38	Bud Allin	71	72	74	68	285/	429	CUT	Doug Ford	77	74			151/	
T38	Miller Barber	74	68	68	75	285/	429	CUT	Jerry McGee	78	73			151/	
T38	Ron Cerrudo	71	71	71	72	285/	429	CUT	Deane Beman	75	77			152/	
T38	Steve Eichstaedt	70	69	75	71	285/	429	CUT	Ken Still	73	80			153/	
T38	Rod Funseth	72	71	73	69	285/	429	CUT	Harry Toscano	77	77			154/	

Note: Lunn defeated Casper with a birdie on the fourth playoff hole.

## Championship Summaries (cont.)



### 1972 George Archer

The 46th Northern Trust Open continued in a new tradition – the playoff – as the tournament ended in a tie for the fourth year in a row. Pre-tourney favorites Arnold Palmer, Billy Casper and Lee Trevino led the field in pursuit of the \$125,000 purse at Rancho Park. Fred Marti, just recovering from pneumonia, took the first-round lead with a 65. Round two ended in a tie between former winner Charles Sifford and Tommy Aaron at 134. Regular play ended in a three-way tie among George Archer, Tommy Aaron and Dave Hill at 270. An 18-hole playoff resulted in George Archer walking away with his first Northern Trust Open title with a 66, as Aaron and Hill carded 68s.

### January 6, 7, 8, 9 – Rancho Park

Pos	Player	Rd1	Rd2	Rd3	Rd4	Total	Earnings	Pos	Player	Rd1	Rd2	Rd3	Rd4	Total	Earnings
1	George Archer	66	69	69	66	270/	\$25,000.00	T41	Jim Jamieson	70	68	73	72	283/	\$417.86
T2	Tommy Aaron	69	65	67	69	270/	11,575.00	T41	Bob Lunn	70	70	72	71	283/	417.86
T2	Dave Hill	70	67	67	66	270/	11,575.00	T41	George Boutell	67	74	70	72	283/	417.85
4	Chris Blocker	69	71	65	70	275/	5,850.00	T41	Ralph Johnston	69	70	70	74	283/	417.85
T5	Hale Irwin	66	74	68	68	276/	4,812.50	T48	Ted Hayes	72	71	69	72	284/	260.24
T5	Bob Rosburg	71	68	71	66	276/	4,812.50	T48	Fred Marti	65	71	75	73	284/	260.24
7	Tom Weiskopf	68	68	71	70	277/	4,000.00	T48	Bob Stone	69	74	72	69	284/	260.24
T8	Forrest Fezler	69	72	72	65	278/	3,265.00	T48	Jim Wiechers	68	70	75	71	284/	260.24
T8	Johnny Miller	69	68	70	71	278/	3,265.00	T48	Larry Wood	68	71	72	73	284/	260.24
T8	Curtis Sifford	66	68	71	73	278/	3,265.00	T53	Bill Garrett	69	70	74	72	285/	238.1
T8	Bob E. Smith	66	73	67	72	278/	3,265.00	T53	Bob Goalby	70	72	71	72	285/	238.1
T12	Jerry Abbott	72	71	69	67	279/	2,142.86	T53	Jerry Heard	73	68	74	70	285/	238.1
T12	Gay Brewer	72	70	69	68	279/	2,142.86	T53	Doug Sanders	70	70	75	70	285/	238.1
T12	Paul Harney	71	69	71	68	279/	2,142.86	T53	Dan Sikes	71	69	70	75	285/	238.1
T12	George Johnson	74	69	69	67	279/	2,142.86	T58	Ron Cerrudo	71	70	73	72	286/	238.1
T12	Grier Jones	73	68	70	68	279/	2,142.86	T58	Bobby Nichols	71	72	74	69	286/	238.1
T12	Billy Casper	71	70	67	71	279/	2,142.85	T58	Bob Zender	73	69	71	73	286/	238.1
T12	J.C. Snead	69	70	69	71	279/	2,142.85	61	Bruce Fleisher	73	69	70	75	287/	238.1
T19	Raymond Floyd	70	71	70	69	280/	1,437.50	T62	Steve Spray	71	70	73	74	288/	238.09
T19	Don January	69	68	70	73	280/	1,437.50	T62	DeWitt Weaver	71	71	74	72	288/	238.09
T19	Mac McLendon	71	68	74	67	280/	1,437.50	T64	Richard Crawford	71	71	69	79	290/	238.09
T19	Ken Still	69	71	71	69	280/	1,437.50	T64	Mike Spang	74	69	76	71	290/	238.09
T23	Miller Barber	72	71	69	69	281/	1,012.86	T66	Mac Hunter	72	71	70	78	291/	238.09
T23	Jim Hardy	69	70	72	70	281/	1,012.86	T66	Ross Randall	71	71	76	73	291/	238.09
T23	Howie Johnson	71	69	70	71	281/	1,012.86	T66	Tom Ulozas	72	71	73	75	291/	238.09
T23	Arnold Palmer	69	71	71	70	281/	1,012.86	T69	Jim Grant	72	70	74	77	293/	238.09
T23	Jimmy Powell	72	69	70	70	281/	1,012.86	T69	Harry Toscano	69	72	74	78	293/	238.09
T23	Dale Douglass	69	66	72	74	281/	1,012.85	71	Bunky Henry	74	68	78	74	294/	238.09
T23	Herb Hooper	70	70	69	72	281/	1,012.85	CUT	Dave Eichelberger	71	73			144/	
T30	Charles Courtney	73	67	71	71	282/	702.28	CUT	Phil Rodgers	71	73			144/	
T30	Lou Graham	69	72	71	70	282/	702.28	CUT	Deane Beman	74	71			145/	
T30	Chuck Thorpe	71	70	71	70	282/	702.28	CUT	Tony Jacklin	71	74			145/	
T30	Rod Funseth	70	71	73	68	282/	702.27	CUT	Bert Yancey	73	72			145/	
T30	Joel Goldstrand	69	70	74	69	282/	702.27	CUT	Larry Hinson	72	74			146/	
T30	Gene Littler	68	71	74	69	282/	702.27	CUT	Babe Hiskey	74	72			146/	
T30	John Mahaffey	66	72	69	75	282/	702.27	CUT	John Jacobs	75	71			146/	
T30	Orville Moody	69	71	70	72	282/	702.27	CUT	Dick Lotz	74	73			147/	
T30	Larry Mowry	71	68	68	75	282/	702.27	CUT	Bud Allin	72	77			149/	
T30	Dave Stockton	70	73	70	69	282/	702.27	CUT	George Bayer	75	74			149/	
T30	Lee Trevino	74	69	70	69	282/	702.27	DNQ	Sam Adams					/	
T41	Al Geiberger	73	69	70	71	283/	417.86	DNQ	Jim Barker					/	
T41	Labron Harris	73	68	72	70	283/	417.86	WD	Bruce Crampton					/	
T41	Lionel Hebert	71	70	72	70	283/	417.86	WD	Rod Curl					/	

Note: Archer (66) defeated Aaron (68) and Hill (68) in an 18-hole playoff.

## Championship Summaries (cont.)



### 1973 Rod Funseth


Jack Nicklaus, Arnold Palmer and Lee Trevino, among others, turned out for the 47th Northern Trust Open. The surprise was that none of them took the tournament that year. Rod Funseth, playing for the first time in 20 years, beat probably the finest field assembled in the tournament's 47-year history. Funseth's 8-under-par score of 276 was only one shot over Ben Hogan's record at Riviera, set in the 1948 Northern Trust Open. It included a 65 in the third round, which provided the margin of victory. David Graham, Dave Hill, Tom Weiskopf and Don Bies tied for second at 279, three back of Funseth.

**January 4, 5, 6, 7 – Riviera Country Club**

Pos	Player	Rd1	Rd2	Rd3	Rd4	Total	Earnings	Pos	Player	Rd1	Rd2	Rd3	Rd4	Total	Earnings
1	Rod Funseth	73	69	65	69	276/	\$27,000.00	T40	Lou Graham	72	72	72	73	289/	\$580.34
T2	Don Bies	69	69	72	69	279/	9,213.75	T40	Jerry Heard	72	73	71	73	289/	580.33
T2	David Graham	69	69	70	71	279/	9,213.75	T40	Phil Rodgers	74	73	70	72	289/	580.33
T2	Dave Hill	73	68	69	69	279/	9,213.75	T43	Gary Groh	70	76	74	70	290/	472
T2	Tom Weiskopf	70	70	70	69	279/	9,213.75	T43	Gene Littler	73	71	71	75	290/	472
T6	Jack Nicklaus	69	70	71	70	280/	4,860.00	T43	Fred Marti	70	73	74	73	290/	472
T7	John Mahaffey	71	71	71	68	281/	3,982.67	T43	John Schlee	73	69	76	72	290/	472
T7	Sam Snead	70	70	68	73	281/	3,982.67	T43	Art Wall	69	76	75	70	290/	472
T7	Gay Brewer	75	70	65	71	281/	3,982.66	T48	Labron Harris	73	74	71	73	291/	355.2
T10	Bud Allin	71	67	74	70	282/	2,970.00	T48	Mac Hunter	70	69	76	76	291/	355.2
T10	Julius Boros	67	70	73	72	282/	2,970.00	T48	Mike Morley	73	73	71	74	291/	355.2
T10	Ken Still	70	70	73	69	282/	2,970.00	T48	Tom Shaw	72	74	71	74	291/	355.2
T10	Larry Ziegler	70	71	71	70	282/	2,970.00	T48	Larry Wood	70	77	71	73	291/	355.2
T14	Bruce Devlin	73	66	70	74	283/	2,295.00	T48	Bud Bradley - a	71	72	76	72	291/	
T14	Lee Elder	70	71	73	69	283/	2,295.00	T54	Jack Ewing	72	72	76	72	292/	310.4
T14	Ed Sneed	70	72	73	68	283/	2,295.00	T54	Hale Irwin	71	72	79	70	292/	310.4
T17	James Ferriell	71	71	73	69	284/	1,890.00	T54	Dwight Nevil	74	69	79	70	292/	310.4
T17	Tom Kite	71	73	66	74	284/	1,890.00	T54	Andy North	75	70	72	75	292/	310.4
T17	Johnny Miller	67	73	72	72	284/	1,890.00	T54	Don Padgett	73	74	73	72	292/	310.4
T20	Dave Eichelberger	70	70	75	70	285/	1,431.00	59	Bobby Nichols	75	71	74	73	293/	310.4
T20	Bob Goalby	70	76	68	71	285/	1,431.00	T60	Paul Harney	71	73	75	75	294/	270
T20	Dave Stockton	67	69	78	71	285/	1,431.00	T60	Howie Johnson	72	71	78	73	294/	270
T20	Bert Yancey	69	74	74	68	285/	1,431.00	T60	Jack Lewis	72	71	81	70	294/	270
T24	Dan Sikes	72	73	72	69	286/	1,129.34	T60	Greg Pitzer	74	72	73	75	294/	270
T24	Arnold Palmer	75	71	71	69	286/	1,129.33	T60	Bob E. Smith	74	72	77	71	294/	270
T24	Chi Chi Rodriguez	73	68	72	73	286/	1,129.33	T65	Dave Marad	76	68	78	73	295/	246.5
T27	Forrest Fezler	71	75	73	68	287/	978.75	T65	Larry White	74	70	78	73	295/	246.5
T27	Babe Hiskey	71	72	76	68	287/	978.75	T67	J.C. Snead	71	74	74	77	296/	233
T27	Grier Jones	74	73	68	72	287/	978.75	T67	Chuck Thorpe	75	72	74	75	296/	233
T27	Jimmy Powell	71	72	72	72	287/	978.75	T69	Miller Barber	71	75	71	80	297/	219.5
T27	Mark Pfeil - a	71	74	71	71	287/		T69	Dale Douglass	72	73	78	74	297/	219.5
T32	Bob Barbarossa	72	74	70	72	288/	749.38	71	Rick Acton	72	75	76	75	298/	210
T32	Charles Coody	73	71	72	72	288/	749.38	72	Bob Zender	76	71	76	76	299/	203
T32	Al Geiberger	74	72	71	71	288/	749.38	CUT	Raymond Floyd	72	76			148/	
T32	Bob Murphy	72	71	74	71	288/	749.38	CUT	Dick Rhyan	76	72			148/	
T32	Tommy Jacobs	70	73	72	73	288/	749.37	CUT	Leonard Thompson	76	72			148/	
T32	Steve Spray	73	69	71	75	288/	749.37	CUT	Lee Trevino	76	72			148/	
T32	Lanny Wadkins	75	68	72	73	288/	749.37	CUT	Hubert Green	79	74			153/	
T32	Jim Wiechers	73	73	73	69	288/	749.37								



## Championship Summaries (cont.)



### 1974 Dave Stockton

The 1974 tourney demanded the "greatest shot I ever hit" from winner Dave Stockton. In a repeat of the 1973 tournament, Stockton led the field after 36 holes. But unlike the previous year, he withstood the pressure levied by veteran Sam Snead and younger stars Tom Weiskopf and Johnny Miller to take the top money with an 8-under 276. Stockton's "greatest shot" came on the final hole of the final round. Tied for the lead with John Mahaffey and with Snead just one shot back, Stockton hit a 3-wood 247 yards from the rough on a downhill lie to within 12 feet of the pin, then sank his birdie for the win.

**February 14, 15, 16, 17 – Riviera Country Club**

Pos	Player	Rd1	Rd2	Rd3	Rd4	Total	Earnings	Pos	Player	Rd1	Rd2	Rd3	Rd4	Total	Earnings
1	Dave Stockton	68	68	71	69	276/	\$30,000.00	T43	Jimmy Blanks	77	69	71	76	293/	\$481.88
T2	John Mahaffey	70	69	68	71	278/	13,875.00	T43	Charles Courtney	69	77	72	75	293/	481.88
T2	Sam Snead	73	68	66	71	278/	13,875.00	T43	David Glenz	70	74	73	76	293/	481.88
4	Tom Watson	68	72	68	72	280/	7,050.00	T43	Gary Groh	72	73	75	73	293/	481.87
5	Johnny Miller	71	66	71	73	281/	6,150.00	T43	Gil Morgan	73	73	73	74	293/	481.87
T6	Tom Kite	69	71	72	70	282/	5,400.00	T43	Mike Morley	77	70	72	74	293/	481.87
T6	Craig Stadler - a	71	69	73	69	282/		T43	Bob Wynn	70	70	79	74	293/	481.87
8	Tom Weiskopf	71	71	65	76	283/	4,800.00	T51	Ralph Johnston	70	75	75	74	294/	356.17
T9	Forrest Fezler	73	67	70	74	284/	4,237.50	T51	Don Padgett	73	72	73	76	294/	356.17
T9	Dave Hill	72	66	73	73	284/	4,237.50	T51	Eddie Pearce	73	72	75	74	294/	356.17
T11	Gene Littler	71	69	72	73	285/	3,450.00	T51	Mike Reasor	72	73	73	76	294/	356.17
T11	Jack Nicklaus	66	73	71	75	285/	3,450.00	T51	Jack Ewing	74	72	74	74	294/	356.16
T11	Bert Yancey	72	70	69	74	285/	3,450.00	T51	Hale Irwin	74	73	75	72	294/	356.16
14	Bud Allin	69	71	72	74	286/	2,850.00	T57	Tommy Aaron	76	70	72	77	295/	303.75
T15	George Archer	71	72	70	74	287/	2,400.00	T57	David Graham	75	72	75	73	295/	303.75
T15	Andy North	71	74	71	71	287/	2,400.00	T57	Mark Hayes	72	70	73	80	295/	303.75
T15	Lee Trevino	69	72	74	72	287/	2,400.00	T57	David Jimenez	76	71	73	75	295/	303.75
T15	Lanny Wadkins	76	69	70	72	287/	2,400.00	T57	Phil Rodgers	74	71	71	79	295/	303.75
T15	Jim Wiechers	71	66	73	77	287/	2,400.00	T57	Terry Small	74	72	73	76	295/	303.75
T20	Jim Dent	70	69	75	74	288/	1,662.00	T57	Bob Unger	72	71	75	77	295/	303.75
T20	Bruce Devlin	75	68	70	75	288/	1,662.00	T57	Larry Wood	75	71	71	78	295/	303.75
T20	Al Geiberger	73	70	71	74	288/	1,662.00	T65	Victor Regalado	72	74	75	75	296/	262.67
T20	Jerry Heard	75	68	72	73	288/	1,662.00	T65	Curtis Sifford	72	72	76	76	296/	262.67
T20	Ken Still	71	69	71	77	288/	1,662.00	T65	Wally Armstrong	74	73	74	75	296/	262.66
T25	Dale Douglass	73	71	68	77	289/	1,282.50	T68	Jim Barber	75	71	74	77	297/	236.25
T25	John Jacobs	74	71	70	74	289/	1,282.50	T68	Lionel Hebert	72	74	74	77	297/	236.25
T27	Ben Crenshaw	73	71	67	79	290/	1,087.50	T68	John Lister	76	71	76	74	297/	236.25
T27	George Knudson	72	71	68	79	290/	1,087.50	T68	Bob E. Smith	77	68	74	78	297/	236.25
T27	Bob Menne	74	68	72	76	290/	1,087.50	T72	Bob Allard	75	71	75	77	298/	
T27	Roy Pace	73	72	72	73	290/	1,087.50	T72	Gardner Dickinson	76	71	75	76	298/	
T27	John Schlee	70	72	74	74	290/	1,087.50	T72	James Ferriell	71	75	74	78	298/	
T27	John Schroeder	76	69	74	71	290/	1,087.50	75	Howie Johnson	75	71	76	77	299/	
T33	Billy Casper	75	70	72	74	291/	849	76	Ron Cerrudo	72	75	74	79	300/	
T33	Rik Massengale	72	69	71	79	291/	849	77	Dick Mast	72	75	72	83	302/	
T33	Allen Miller	72	68	74	77	291/	849	T78	Mark Pfeil - a	71	73	84	77	305/	
T33	Arnold Palmer	68	73	74	76	291/	849	T78	Cesar Sanudo	72	75	81	77	305/	
T33	Rick Rhoads	75	70	73	73	291/	849	WD	Labron Harris	74	71	77		222/	
T38	Frank Beard	73	71	74	74	292/	675	WD	Doug Sanders	75	72	76		223/	
T38	Spike Kelley	74	71	74	73	292/	675	CUT	Gay Brewer	76	72			148/	
T38	Dick Lotz	72	73	71	76	292/	675	CUT	Ed Sneed	74	75			149/	
T38	Mike McCullough	74	72	74	72	292/	675	WD	Raymond Floyd	75				75/	
T38	Jim Simons	71	75	70	76	292/	675	WD	Miller Barber	76				76/	
T43	Don Bies	74	71	71	77	293/	481.88								

## Championship Summaries (cont.)



### 1975 Pat Fitzsimons

The 49th Northern Trust Open was billed as a confrontation between Jack Nicklaus and Johnny Miller, with defending champion Dave Stockton bent on making it two in a row. Nicklaus eagled the first hole in round one, but the lead went to Lee Trevino with a 66. Only two players broke par in round two due to high winds. Round three saw the emergence of the virtually unknown Pat Fitzsimons, who set a new course record with a 7-under 64. With only one bogey and six birdies, his most spectacular shot was an eagle on 11 requiring a 75-foot putt from the front edge of the green. Starting the final round with a six-stroke lead, the young player withstood pressure from Nicklaus, who turned in a 65, and Tom Kite, with a 68. Fitzsimons' 70 gave him his first TOUR victory and tied the Riviera course record set by Ben Hogan in 1948.

**February 20, 21, 22, 23 – Riviera Country Club**

Pos	Player	Rd1	Rd2	Rd3	Rd4	Total	Earnings	Pos	Player	Rd1	Rd2	Rd3	Rd4	Total	Earnings
1	Pat Fitzsimons	70	71	64	70	275/	\$30,000.00	T39	Doug Sanders	71	75	75	72	293/	\$615
2	Tom Kite	71	69	71	68	279/	17,100.00	T39	Curtis Sifford	76	72	71	74	293/	615
3	Jack Nicklaus	69	75	71	65	280/	10,650.00	T39	Bob Unger	67	77	73	76	293/	615
T4	Hale Irwin	72	72	71	67	282/	6,600.00	T46	Charles Courtney	70	75	71	78	294/	450
T4	Tom Weiskopf	67	75	72	68	282/	6,600.00	T46	Tom Nieporte	72	74	76	72	294/	450
T6	Billy Casper	69	74	71	69	283/	4,668.75	T46	Andy North	70	75	74	75	294/	450
T6	Jim Dent	69	73	71	70	283/	4,668.75	T46	Alan Tapie	72	76	74	72	294/	450
T6	Jerry McGee	70	73	70	70	283/	4,668.75	T50	Raymond Floyd	69	77	76	73	295/	373
T6	Tom Watson	67	73	72	71	283/	4,668.75	T50	Rod Funseth	74	75	74	72	295/	373
T10	Dale Douglass	68	69	74	73	284/	3,600.00	T50	Spike Kelley	70	77	78	70	295/	373
T10	Dave Stockton	68	75	69	72	284/	3,600.00	T50	Rocky Thompson	70	75	76	74	295/	373
T12	Gene Littler	69	72	74	70	285/	2,900.00	T54	Gay Brewer	70	73	79	74	296/	341.25
T12	John Mahaffey	74	73	69	69	285/	2,900.00	T54	Grier Jones	72	75	73	76	296/	341.25
T12	Bob E. Smith	71	76	69	69	285/	2,900.00	T54	Jim Masserio	70	76	76	74	296/	341.25
T15	Richard Crawford	74	73	72	68	287/	2,325.00	T54	Kermit Zarley	75	74	73	74	296/	341.25
T15	Bruce Fleisher	72	76	72	67	287/	2,325.00	T58	John Buczek	70	76	75	76	297/	311.25
T15	Johnny Miller	72	73	68	74	287/	2,325.00	T58	Mike McCullough	74	72	77	74	297/	311.25
T15	Ed Sneed	67	76	76	68	287/	2,325.00	T58	Joe Porter	72	76	75	74	297/	311.25
T19	Bud Allin	68	74	74	72	288/	1,725.00	T58	Bob Zender	73	75	77	72	297/	311.25
T19	Bob Goalby	72	71	74	71	288/	1,725.00	T62	Jack Ewing	72	74	74	78	298/	281.25
T19	Jim Simons	72	74	71	71	288/	1,725.00	T62	Bobby Greenwood	71	76	76	75	298/	281.25
T19	Jim Wiechers	70	74	72	72	288/	1,725.00	T62	Jerry Heard	74	74	73	77	298/	281.25
T23	Rik Massengale	69	76	70	74	289/	1,365.00	T62	Dwight Nevil	71	76	78	73	298/	281.25
T23	J.C. Sneed	70	77	73	69	289/	1,365.00	66	Art Wall	70	78	74	78	300/	263
T25	George Cadle	71	78	70	71	290/	1,155.00	T67	Rex Caldwell	72	75	78	76	301/	251
T25	Mark Hayes	68	75	76	71	290/	1,155.00	T67	Ken Still	74	75	76	76	301/	251
T25	Arnold Palmer	70	78	73	69	290/	1,155.00	T69	Terry Diehl	72	75	76	79	302/	240
T25	Leonard Thompson	70	76	72	72	290/	1,155.00	T70	Ben Kern	77	71	76	79	303/	229
T25	Bob Wynn	72	74	75	69	290/	1,155.00	T70	Lanny Wadkins	70	75	81	77	303/	229
T25	Craig Stadler - a	68	75	76	71	290/		T70	James Ruziecki - a	75	73	79	76	303/	
T31	Ben Crenshaw	76	73	70	72	291/	952.5	T73	Mike Shea	72	75	80	77	304/	
T31	Mike Hill	75	71	71	74	291/	952.5	T73	Billy Ziobro	73	76	76	79	304/	
T31	John Jacobs	73	74	74	70	291/	952.5	75	Ken Riley - a	73	76	78	80	307/	
T31	Victor Regalado	69	71	80	71	291/	952.5	WD	Bobby Nichols	73	74	75		222/	
T35	Lyn Lott	73	73	77	69	292/	791.25	CUT	Miller Barber	73	77			150/	
T35	Orville Moody	75	71	74	72	292/	791.25	CUT	Homero Blancas	72	78			150/	
T35	Mike Morley	73	71	74	74	292/	791.25	CUT	Bobby Wadkins	74	76			150/	
T35	Lee Trevino	66	78	74	74	292/	791.25	CUT	Frank Beard	72	79			151/	
T39	Gibby Gilbert	76	71	72	74	293/	615	CUT	Dave Eichelberger	75	77			152/	
T39	Lou Graham	72	76	76	69	293/	615	CUT	Fuzzy Zoeller	78	77			155/	
T39	Jimmy Powell	69	75	78	71	293/	615	DQ	Don January	72	77			149/	
T39	Bill Rogers	68	79	75	71	293/	615	DNQ	Barry Jaeckel					/	

# Championship Summaries (cont.)



## 1976 Hale Irwin


The 50th Northern Trust Open was truly a golden tournament as Hale Irwin came from three strokes off Tom Watson's lightning three-round pace to win the tourney and set a Riviera course record. Playing just ahead of Watson, Irwin began his final-round charge on the 506-yard first hole where he pitched in from 60 feet for an eagle. Watson followed him up with an eagle on the same hole, reaching the hole in two and sinking a 25-foot putt. Irwin parred the sixth and had a tie as Watson bogeyed. Irwin took the lead when he parred the 11th hole and Watson once again bogeyed. Watson parred the final hole but so did Irwin, who walked away with \$37,000 of the \$185,000 purse.

**February 19, 20, 21, 22 – Riviera Country Club**

Pos	Player	Rd1	Rd2	Rd3	Rd4	Total	Earnings
1	Hale Irwin	69	69	66	68	272/	\$37,000.00
2	Tom Watson	67	66	68	73	274/	21,090.00
3	Gary Player	72	71	67	67	277/	13,135.00
T4	Tom Shaw	71	70	68	69	278/	8,140.00
T4	Lanny Wadkins	68	71	73	66	278/	8,140.00
6	Gil Morgan	74	68	70	68	280/	6,660.00
T7	Gene Littler	72	70	71	68	281/	5,457.34
T7	Don January	68	67	73	73	281/	5,457.33
T7	Tom Jenkins	66	72	72	71	281/	5,457.33
10	Tom Kite	71	73	69	69	282/	4,625.00
T11	Pete Brown	70	70	68	75	283/	4,070.00
T11	Mac McLendon	72	70	66	75	283/	4,070.00
13	Lyn Lott	69	69	73	73	284/	3,515.00
T14	Terry Diehl	70	71	72	72	285/	3,052.50
T14	Jim Masserio	68	73	68	76	285/	3,052.50
T14	Gary McCord	70	74	70	71	285/	3,052.50
T14	Steven Veriato	76	67	68	74	285/	3,052.50
T18	Al Geiberger	70	73	72	71	286/	2,312.50
T18	Jerry Heard	71	73	71	71	286/	2,312.50
T18	Tony Jacklin	70	73	69	74	286/	2,312.50
T18	John Schlee	70	75	71	70	286/	2,312.50
T22	Hubert Green	68	71	72	76	287/	1,739.00
T22	John Jacobs	73	71	72	71	287/	1,739.00
T22	Ed Sneed	70	72	74	71	287/	1,739.00
T25	Homero Blancas	72	70	73	73	288/	1,508.00
T25	Ed Sabo	72	72	75	69	288/	1,508.00
T27	Ben Crenshaw	70	75	70	74	289/	1,369.00
T27	Orville Moody	70	72	72	75	289/	1,369.00
T27	Victor Regalado	72	71	73	73	289/	1,369.00
T30	Lee Elder	72	69	76	73	290/	1,008.91
T30	Dale Hayes	69	75	73	73	290/	1,008.91
T30	Barry Jaeckel	72	72	72	74	290/	1,008.91
T30	Roger Maltbie	69	72	71	78	290/	1,008.91
T30	Fred Marti	73	71	72	74	290/	1,008.91
T30	Joe Porter	69	73	73	75	290/	1,008.91
T30	Doug Sanders	72	72	70	76	290/	1,008.91
T30	Bob E. Smith	70	71	76	73	290/	1,008.91
T30	Sam Snead	67	71	78	74	290/	1,008.91
T30	Gary Groh	73	72	74	71	290/	1,008.90
T30	Dave Hill	71	66	72	81	290/	1,008.90
T41	George Burns	70	70	76	75	291/	647.29

Pos	Player	Rd1	Rd2	Rd3	Rd4	Total	Earnings
T41	Forrest Fezler	69	71	74	77	291/	\$647.29
T41	Arnold Palmer	72	69	76	74	291/	647.29
T41	Jim Simons	70	71	74	76	291/	647.29
T41	Bruce Devlin	69	75	74	73	291/	647.28
T41	David Graham	74	71	72	74	291/	647.28
T41	Bob Risch	69	70	74	78	291/	647.28
T48	Julius Boros	72	71	75	74	292/	457.43
T48	Ed Dougherty	71	73	73	75	292/	457.43
T48	Mark Hayes	72	73	72	75	292/	457.43
T48	Grier Jones	72	69	73	78	292/	457.43
T48	Bruce Lietzke	73	71	73	75	292/	457.43
T48	Yoshitaka Yamamoto	73	70	71	78	292/	457.43
T48	Dave Stockton	71	74	73	74	292/	457.42
T55	Rick Acton	75	71	74	73	293/	402.5
T55	Dale Douglass	73	70	74	76	293/	402.5
T55	John Schroeder	75	71	75	72	293/	402.5
T55	Kermit Zarley	72	73	72	76	293/	402.5
T59	George Cadle	71	70	75	78	294/	374.5
T59	Danny Edwards	72	74	74	74	294/	374.5
T61	Frank Conner	72	73	71	79	295/	342.4
T61	Pat Fitzsimons	70	69	76	80	295/	342.4
T61	Bruce Fleisher	73	69	77	76	295/	342.4
T61	Alan Tapie	70	76	76	73	295/	342.4
T61	Doug Tewell	68	73	78	76	295/	342.4
T66	Bob Wynn	71	71	77	77	296/	305.34
T66	Bob Gilder	70	69	81	76	296/	305.33
T66	Johnny Miller	72	74	78	72	296/	305.33
T69	Calvin Peete	70	74	78	75	297/	282.5
T69	Gary Wintz	72	72	71	82	297/	282.5
71	Scott Simpson	73	73	75	77	298/	
72	Tommy Aaron	70	76	75	78	299/	
73	Rafe Botts	75	71	77	78	301/	
CUT	Rik Massengale	72	75			147/	
CUT	Bud Allin	70	79			149/	
CUT	Gay Brewer	76	74			150/	
CUT	Dave Eichelberger	79	72			151/	
CUT	Don Pooley	83	69			152/	
CUT	Tom Purtzer	79	73			152/	
WD	Frank Beard	78				78/	
DNQ	Sam Adams					/	
DNQ	Bobby Wadkins					/	

## Championship Summaries (cont.)



### 1977 Tom Purtzer

Tom Purtzer sank a 5-foot pressure par putt on the 72nd green at Riviera to win his first TOUR event. This climaxed a battle between Purtzer and his closest pursuer, Lanny Wadkins. Purtzer began the final round three strokes ahead of Wadkins. Wadkins, applying the pressure, moved into the lead as they turned toward the back nine. Purtzer birdied the 16th hole and the lead was his again; he parred 17 and approached the 18th hole. His tee shot veered wildly to the right near some eucalyptus trees, which forced him to hit a low 3-iron second which didn't reach the green. But his 30-foot chip left him a 5-footer to win.

### February 17, 18, 19, 20 – Riviera Country Club

Pos	Player	Rd1	Rd2	Rd3	Rd4	Total	Earnings	Pos	Player	Rd1	Rd2	Rd3	Rd4	Total	Earnings
1	Tom Purtzer	68	67	66	72	273/	\$40,000.00	T41	Bob Dickson	69	78	72	71	290/	\$740
2	Lanny Wadkins	66	69	69	70	274/	22,800.00	T41	Terry Diehl	74	70	72	74	290/	740
3	Fuzzy Zoeller	72	71	68	65	276/	14,200.00	T41	Monty Kaser	71	73	76	70	290/	740
4	Craig Stadler	69	68	70	70	277/	9,400.00	T46	Grier Jones	68	74	74	75	291/	532.86
T5	Bob Gilder	67	71	68	72	278/	7,700.00	T46	Lyn Lott	73	70	73	75	291/	532.86
T5	Graham Marsh	73	67	70	68	278/	7,700.00	T46	Bill Mallon	71	75	73	72	291/	532.86
T7	Don January	68	73	72	67	280/	6,150.00	T46	Dwight Nevil	71	73	72	75	291/	532.86
T7	Jerry McGee	70	72	71	67	280/	6,150.00	T46	Doug Tewell	71	70	72	78	291/	532.86
T9	Jim Masserio	70	70	68	73	281/	5,200.00	T46	George Burns	73	74	73	71	291/	532.85
T9	Gil Morgan	77	69	67	68	281/	5,200.00	T46	Hale Irwin	75	72	76	68	291/	532.85
11	Tom Weiskopf	71	70	74	67	282/	4,600.00	T46	Brian Gaddy - a	68	78	74	71	291/	
T12	Dale Hayes	71	71	69	72	283/	4,000.00	T54	Jack Ewing	76	70	72	74	292/	465
T12	Roger Maltbie	68	69	73	73	283/	4,000.00	T54	Ken Still	73	72	74	73	292/	465
T14	Ron Cerrudo	72	68	74	70	284/	3,300.00	T56	John Schroeder	75	71	72	75	293/	440
T14	Danny Edwards	73	72	73	66	284/	3,300.00	T56	Tom Shaw	73	74	76	70	293/	440
T14	Bob Shearer	75	71	72	66	284/	3,300.00	T56	Jim Wiechers	72	73	73	75	293/	440
T14	Bobby Walzel	70	73	69	72	284/	3,300.00	T59	Bill Calfee	74	73	73	74	294/	415
T18	Rik Massengale	65	73	74	73	285/	2,600.00	T59	David Graham	72	74	74	74	294/	415
T18	Bobby Wadkins	72	72	72	69	285/	2,600.00	T61	George Archer	71	75	74	75	295/	395
T18	Kermit Zarley	70	73	72	70	285/	2,600.00	T61	Bob Zender	73	74	75	73	295/	395
T21	Barry Jaeckel	69	71	74	72	286/	1,805.72	T63	Sam Farlow	74	72	77	73	296/	360
T21	Mike Reid	73	72	73	68	286/	1,805.72	T63	Allen Miller	75	72	76	73	296/	360
T21	Ed Sabo	70	72	75	69	286/	1,805.72	T63	Mark Pfeil	73	70	77	76	296/	360
T21	Dave Eichelberger	72	72	69	73	286/	1,805.71	T63	Charles Sifford	73	72	78	73	296/	360
T21	Lon Hinkle	69	73	72	72	286/	1,805.71	T63	Dave Stockton	73	74	75	74	296/	360
T21	Steve Melnyk	71	73	70	72	286/	1,805.71	68	Jerry Heard	73	71	76	77	297/	330
T21	Mike Reasor	74	70	69	73	286/	1,805.71	T69	Gary Groh	75	72	80	71	298/	310
T28	George Cadle	70	75	70	72	287/	1,450.00	T69	Gary McCord	72	74	73	79	298/	310
T28	Artie McNickle	69	72	76	70	287/	1,450.00	T69	Mike Walters	75	71	77	75	298/	310
T30	Joe Inman	71	70	70	77	288/	1,270.00	72	Peter Oosterhuis	73	74	75	77	299/	
T30	Tom Kite	71	75	68	74	288/	1,270.00	73	Curtis Sifford	73	73	88	70	304/	
T30	Phil Rodgers	76	71	71	70	288/	1,270.00	74	Cesar Sanudo	71	76	78	82	307/	
T30	John Schlee	70	74	72	72	288/	1,270.00	WD	Art Wall	73	73	79		225/	
T34	Ben Crenshaw	72	73	72	72	289/	988.58	CUT	Gay Brewer	78	71			149/	
T34	Pete Brown	73	70	71	75	289/	988.57	CUT	Peter Jacobsen	72	77			149/	
T34	Gene Littler	72	75	71	71	289/	988.57	CUT	Tom Watson	76	73			149/	
T34	Paul Moran	73	72	73	71	289/	988.57	CUT	Wally Armstrong	76	76			152/	
T34	Larry Nelson	76	68	76	69	289/	988.57	CUT	John Jacobs	74	78			152/	
T34	J.C. Snead	73	73	69	74	289/	988.57	CUT	Arnold Palmer	76	78			154/	
T34	Howard Twitty	70	72	68	79	289/	988.57	CUT	Don Pooley	80	75			155/	
T41	Rick Acton	76	70	73	71	290/	740	DQ	Bob Wynn	70	72			142/	
T41	Don Bies	72	72	74	72	290/	740	DNQ	Jay Haas					/	

## Championship Summaries (cont.)



### 1978 Gil Morgan

It was a relatively unknown professional who beat out Jack Nicklaus for the 1978 Northern Trust Open title. Gil Morgan, an optometrist, turned in scores of 66, 69, 73 and 70 for a total of 278 to win the tournament. Going into the final round, Nicklaus and Morgan were tied for the lead, but Nicklaus' game broke down on the final holes of play. He took a double bogey on the 15th hole and then bogeyed the 16th. All Morgan had to do to win was hold out under pressure on the final holes. He sank a short putt on the 18th green for the victory.

**February 16, 17, 18, 19 – Riviera Country Club**

Pos	Player	Rd1	Rd2	Rd3	Rd4	Total	Earnings	Pos	Player	Rd1	Rd2	Rd3	Rd4	Total	Earnings
1	Gil Morgan	66	69	73	70	278/	\$40,000.00	T40	Wayne Levi	76	72	73	72	293/	\$840
2	Jack Nicklaus	72	66	70	72	280/	22,800.00	T40	Allen Miller	72	75	72	74	293/	840
3	Forrest Fezler	68	76	71	68	283/	14,200.00	T40	Bob Shearer	73	70	77	73	293/	840
T4	Barry Coody	77	72	71	65	285/	7,800.00	T44	Ben Crenshaw	74	74	72	74	294/	700
T4	Charles Coody	69	70	75	71	285/	7,800.00	T44	Phillip Hancock	72	75	76	71	294/	700
T4	Lyn Lott	69	74	73	69	285/	7,800.00	T44	Tom Shaw	76	73	74	71	294/	700
T4	Bill Rogers	72	72	71	70	285/	7,800.00	T47	Stanton Altgelt	78	71	75	71	295/	565
T8	Gary Koch	70	72	72	72	286/	5,225.00	T47	George Cadle	69	78	74	74	295/	565
T8	Mike McCullough	74	68	72	72	286/	5,225.00	T47	Jim Dent	74	70	71	80	295/	565
T8	Tom Purtzer	72	69	75	70	286/	5,225.00	T47	Johnny Miller	77	72	70	76	295/	565
T8	Lanny Wadkins	69	76	68	73	286/	5,225.00	T51	Rod Funseth	72	71	78	75	296/	475
T12	Wally Armstrong	70	72	69	76	287/	3,640.00	T51	Don January	74	74	73	75	296/	475
T12	Keith Fergus	72	69	76	70	287/	3,640.00	T51	Pat McGowan	73	74	78	71	296/	475
T12	Hale Irwin	73	71	72	71	287/	3,640.00	T51	Dennis Meyer	72	75	73	76	296/	475
T12	Andy North	73	69	72	73	287/	3,640.00	T51	Paul Moran	73	75	74	74	296/	475
T12	Mike Reesor	74	71	73	69	287/	3,640.00	T51	Bob Zender	70	75	76	75	296/	475
T17	Rex Caldwell	75	72	69	72	288/	2,500.00	57	Woody Blackburn	76	73	78	70	297/	440
T17	Jerry McGee	71	74	72	71	288/	2,500.00	T58	Bill Calfee	76	73	74	75	298/	415
T17	Steve Melnyk	74	73	72	69	288/	2,500.00	T58	Jim Chancey	73	74	73	78	298/	415
T17	Peter Oosterhuis	71	71	72	74	288/	2,500.00	T58	George Johnson	74	75	76	73	298/	415
T17	Jim Simons	73	71	72	72	288/	2,500.00	T58	Rik Massengale	78	71	74	75	298/	415
T17	J.C. Snead	74	74	72	68	288/	2,500.00	T62	Ed Sneed	77	70	77	75	299/	385
T23	Joe Inman	70	77	71	71	289/	1,725.00	T62	Bobby Wadkins	73	76	78	72	299/	385
T23	Gene Littler	75	72	68	74	289/	1,725.00	T64	Dave Barber	76	71	76	77	300/	365
T23	Jerry Pate	76	68	71	74	289/	1,725.00	T64	Mac McLendon	73	75	72	80	300/	365
T23	Jack Renner	74	75	73	67	289/	1,725.00	T66	Stan Lee	73	76	79	74	302/	345
T27	Lou Graham	69	75	73	73	290/	1,390.00	T66	Ed Sabo	74	72	78	78	302/	345
T27	Tom Kite	73	75	74	68	290/	1,390.00	68	Jack Fleck	73	74	77	79	303/	330
T27	Bruce Lietzke	72	72	70	76	290/	1,390.00	69	George Archer	70	79	83	74	306/	320
T27	John Schroeder	74	73	71	72	290/	1,390.00	70	David Shipley	73	73	83	81	310/	310
T27	Jack Spradlin	77	72	73	68	290/	1,390.00	WD	Dave Hill	74	75	77		226/	
T27	Tom Weiskopf	74	68	75	73	290/	1,390.00	CUT	Dave Eichelberger	73	77			150/	
33	Billy Casper	72	72	78	69	291/	1,180.00	CUT	John Jacobs	76	75			151/	
T34	Gary Groh	77	69	74	72	292/	1,032.00	CUT	Peter Jacobsen	72	80			152/	
T34	Mike Morley	71	74	75	72	292/	1,032.00	CUT	Dave Barr	77	77			154/	
T34	Larry Nelson	75	68	77	72	292/	1,032.00	CUT	Gay Brewer	76	78			154/	
T34	Victor Regalado	71	74	75	72	292/	1,032.00	CUT	Don Pooley	81	76			157/	
T34	Craig Stadler	71	74	75	72	292/	1,032.00	WD	Miller Barber	83				83/	
T34	Ron Commans - a	75	72	74	71	292/		DNQ	Curtis Strange					/	
T40	Danny Edwards	68	72	78	75	293/	840								

## Championship Summaries (cont.)



### 1979 Lanny Wadkins

Lanny Wadkins ignored the bitter cold rain on the first day of play at the 53rd Northern Trust Open and shot a 4-under-par 66 – spectacular considering the weather. But 18 other players also broke par on the Riviera course that first day. On the second day, Lon Hinkle took over the lead after shooting a 69. Going into the final round, Wadkins was in the lead but also tied with Hinkle and veteran Kermit Zarley. The tournament wasn't decided until the 18th hole with what would be the last putt of play. Wadkins was faced with sinking a 10-foot putt on the 18th to save par and avoid a sudden-death playoff with Hinkle. Wadkins coolly sank the putt and finished the tournament \$45,000 richer.

**February 22, 23, 24, 25 – Riviera Country Club**

Pos	Player	Rd1	Rd2	Rd3	Rd4	Total	Earnings	Pos	Player	Rd1	Rd2	Rd3	Rd4	Total	Earnings
1	Lanny Wadkins	66	72	69	69	276/	\$45,000.00	T38	Tom Weiskopf	72	72	72	73	289/	\$1,050.00
2	Lon Hinkle	67	69	71	70	277/	27,000.00	T44	Marty Fleckman	73	71	73	73	290/	825
T3	Andy Bean	71	69	68	70	278/	14,500.00	T44	Al Geiberger	76	67	69	78	290/	825
T3	Kermit Zarley	68	71	68	71	278/	14,500.00	T44	Mac McLendon	75	71	74	70	290/	825
T5	Ed Sneed	69	72	69	69	279/	9,500.00	T47	Dave Barr	73	72	73	73	291/	627.78
T5	Fuzzy Zoeller	70	67	72	70	279/	9,500.00	T47	David Edwards	71	72	71	77	291/	627.78
T7	Tommy Aaron	73	70	68	69	280/	7,791.67	T47	Johnny Miller	73	74	71	73	291/	627.78
T7	Rod Curl	73	73	68	66	280/	7,791.67	T47	Jack Newton	72	74	72	73	291/	627.78
T7	Jim Colbert	73	67	71	69	280/	7,791.66	T47	Andy North	73	71	74	73	291/	627.78
10	Artie McNickle	71	69	72	69	281/	6,750.00	T47	Tom Storey	73	72	72	74	291/	627.78
T11	Hale Irwin	68	73	70	71	282/	5,500.00	T47	D.A. Weibring	73	73	73	72	291/	627.78
T11	Gary McCord	74	71	68	69	282/	5,500.00	T47	Joe Hager	70	72	71	78	291/	627.77
T11	Tom Purtzer	73	69	70	70	282/	5,500.00	T47	Gil Morgan	74	71	76	70	291/	627.77
T11	Mike Reid	69	72	72	69	282/	5,500.00	T56	George Burns	72	75	75	70	292/	567.5
15	Masashi Jumbo Ozaki	76	68	73	66	283/	4,500.00	T56	Dave Stockton	69	78	70	75	292/	567.5
T16	Mark Lye	71	73	72	68	284/	4,125.00	T58	Frank Beard	73	71	74	75	293/	550
T16	Mike McCullough	73	72	68	71	284/	4,125.00	T58	Gay Brewer	71	71	75	76	293/	550
T18	Frank Conner	76	70	71	68	285/	3,260.00	T58	Ed Fiori	70	76	73	74	293/	550
T18	Charles Coody	69	77	66	73	285/	3,260.00	T58	Bob Shearer	73	72	75	73	293/	550
T18	Dale Douglass	72	72	69	72	285/	3,260.00	T58	Charles Sifford	73	73	72	75	293/	550
T18	Grier Jones	72	72	73	68	285/	3,260.00	T63	Buddy Gardner	72	70	76	76	294/	530
T18	Rik Massengale	74	72	69	70	285/	3,260.00	T63	Steve Melnyk	73	73	70	78	294/	530
T23	Bill Calfee	72	75	69	70	286/	2,300.00	T63	Bobby Wadkins	74	70	71	79	294/	530
T23	Antonio O. Cerda	74	72	69	71	286/	2,300.00	T66	Danny Edwards	70	75	76	75	296/	510
T23	Dave Eichelberger	71	73	68	74	286/	2,300.00	T66	Peter Jacobsen	75	72	77	72	296/	510
T23	Allen Miller	70	75	70	71	286/	2,300.00	T66	Victor Regalado	69	76	75	76	296/	510
T27	Rex Caldwell	69	73	72	73	287/	1,700.00	T66	Howard Twitty	76	71	76	73	296/	510
T27	Ben Crenshaw	73	71	72	71	287/	1,700.00	T66	Jim White	74	72	74	76	296/	510
T27	Jay Haas	74	72	71	70	287/	1,700.00	71	Barry Jaeckel	73	72	77	75	297/	495
T27	Jack Renner	75	71	71	70	287/	1,700.00	72	Don Iverson	74	73	75	76	298/	490
T27	J.C. Snead	72	69	74	72	287/	1,700.00	73	Gary Koch	70	73	78	78	299/	485
T27	Craig Stadler	69	74	75	69	287/	1,700.00	T74	Bob Betley	71	76	78	75	300/	475
T27	Tom Watson	74	69	73	71	287/	1,700.00	T74	Bob Impaglia	73	74	75	78	300/	475
T34	Keith Fergus	77	68	70	73	288/	1,318.75	T74	Gene Littler	74	73	74	79	300/	475
T34	Phillip Hancock	70	71	73	74	288/	1,318.75	77	Ed Sabo	77	70	76	78	301/	465
T34	Pat McGowan	71	76	71	70	288/	1,318.75	CUT	Wally Armstrong	72	76			148/	
T34	Greg Powers	73	72	72	71	288/	1,318.75	CUT	Tom Kite	73	75			148/	
T38	Bob Gilder	70	75	69	75	289/	1,050.00	CUT	Curtis Strange	73	77			150/	
T38	Dan Halldorson	75	71	71	72	289/	1,050.00	CUT	John Adams	78	74			152/	
T38	Joe Inman	71	74	74	70	289/	1,050.00	DNQ	Chip Beck					/	
T38	Don January	74	73	69	73	289/	1,050.00	DNQ	Mark McCumber					/	
T38	Cesar Sanudo	72	72	72	73	289/	1,050.00	DNQ	Scott Simpson					/	

## Championship Summaries (cont.)



### 1980 Tom Watson


Tom Watson shot an even-par 71 in the final round to beat Bob Gilder and Don January by one stroke. Gilder held a one-stroke lead over Watson entering the final round. He was paired with January, at age 50 bidding to become the tournament's oldest champion, in the final group on Sunday. Watson made par on the difficult par-4 18th hole to finish at 8-under par, which was tied with Gilder and January. However, January's second shot on the closing hole hit a tree and he made bogey. Gilder three-putted for bogey, missing an 8-foot par putt that would have forced a playoff.

**January 21, 22, 23, 24 – Riviera Country Club**

Pos	Player	Rd1	Rd2	Rd3	Rd4	Total	Earnings
1	Tom Watson	69	66	70	71	276/-8	\$45,000.00
T2	Bob Gilder	70	66	68	73	277/-7	22,000.00
T2	Don January	69	67	70	71	277/-7	22,000.00
4	Don Pooley	70	69	72	69	280/-4	12,000.00
T5	Mike Reid	70	72	72	67	281/-3	9,500.00
T5	Scott Simpson	72	67	71	71	281/-3	9,500.00
T7	Jay Haas	70	68	72	72	282/-2	6,291.67
T7	Johnny Miller	69	71	71	71	282/-2	6,291.67
T7	Gil Morgan	70	70	71	71	282/-2	6,291.67
T7	Lanny Wadkins	70	75	68	69	282/-2	6,291.67
T7	Tom Weiskopf	67	71	72	72	282/-2	6,291.67
T7	Fuzzy Zoeller	72	69	71	70	282/-2	6,291.67
T7	George Archer	74	68	68	72	282/-2	6,291.66
T7	John Fought	70	70	70	72	282/-2	6,291.66
T7	Hale Irwin	73	68	68	73	282/-2	6,291.66
T16	Rod Curl	75	70	70	68	283/-1	3,875.00
T16	Dan Halldorson	74	70	72	67	283/-1	3,875.00
T16	Phillip Hancock	71	70	70	72	283/-1	3,875.00
T16	Jack Nicklaus	73	70	69	71	283/-1	3,875.00
T20	Charles Coody	71	75	69	69	284/E	2,810.00
T20	Jim Nelford	71	71	70	72	284/E	2,810.00
T20	Masashi Jumbo Ozaki	72	72	73	67	284/E	2,810.00
T20	Bill Sander	71	65	70	78	284/E	2,810.00
T20	Doug Tewell	72	71	70	71	284/E	2,810.00
T25	Gay Brewer	71	71	71	72	285/1	1,788.89
T25	Jim Chancey	70	72	70	73	285/1	1,788.89
T25	Rod Funseth	72	72	70	71	285/1	1,788.89
T25	Peter Jacobsen	73	71	71	70	285/1	1,788.89
T25	Tom Kite	70	73	69	73	285/1	1,788.89
T25	Bruce Lietzke	72	69	74	70	285/1	1,788.89
T25	Mark Lye	72	73	72	68	285/1	1,788.89
T25	Alan Tapie	69	75	69	72	285/1	1,788.89
T25	Mike Morley	73	70	69	73	285/1	1,788.88
T34	Dave Eichelberger	75	69	72	70	286/2	1,262.50
T34	Lonnie Nielsen	71	70	74	71	286/2	1,262.50
T34	Calvin Peete	69	72	74	71	286/2	1,262.50

Pos	Player	Rd1	Rd2	Rd3	Rd4	Total	Earnings
T34	Dan Pohl	72	71	72	71	286/2	\$1,262.50
T34	Bobby Wadkins	69	76	71	70	286/2	1,262.50
T34	Bobby Walzel	68	69	78	71	286/2	1,262.50
T40	Lee Elder	70	71	73	73	287/3	1,025.00
T40	Lou Graham	72	73	73	69	287/3	1,025.00
T40	Lindy Miller	74	72	71	70	287/3	1,025.00
43	Danny Edwards	69	74	72	73	288/4	925
44	Brad Bryant	70	72	72	75	289/5	875
T45	Bud Allin	75	70	72	73	290/6	732
T45	Michael Brannan	72	71	75	72	290/6	732
T45	Ed Fiori	75	72	73	70	290/6	732
T45	Ted Goin	73	70	71	76	290/6	732
T45	Dave Hill	72	71	73	74	290/6	732
T45	Corey Pavin - a	73	71	72	74	290/6	
T51	Chip Beck	73	72	72	74	291/7	590.63
T51	Tom Jones	73	74	70	74	291/7	590.63
T51	Terry Mauney	72	73	73	73	291/7	590.63
T51	Victor Regalado	70	76	72	73	291/7	590.63
T51	Butch Baird	71	75	73	72	291/7	590.62
T51	Stan Lee	68	70	82	71	291/7	590.62
T51	Lyn Lott	73	73	73	72	291/7	590.62
T51	John Mahaffey	72	71	78	70	291/7	590.62
T59	Bill Calfee	72	72	75	73	292/8	555
T59	Barry Jaeckel	74	72	75	71	292/8	555
T59	Peter Oosterhuis	73	73	70	76	292/8	555
T62	Ed Sneed	72	73	75	73	293/9	542.5
T62	Dave Stockton	71	76	70	76	293/9	542.5
T64	Bob Byman	70	75	72	77	294/10	530
T64	John Schroeder	74	72	73	75	294/10	530
T64	Tom Storey	73	73	72	76	294/10	530
67	Ron Terry	76	71	73	75	295/11	520
68	Antonio O. Cerda	70	77	75	75	297/13	515
T69	Mark Pfeil	72	72	78	76	298/14	507.5
T69	Bob E. Smith	75	71	81	71	298/14	507.5
71	Scott Watkins	72	73	76	78	299/15	500

## Championship Summaries (cont.)



### 1981 Johnny Miller

On day one, former tournament winner Gil Morgan blistered the course with a 6-under-par 65; Johnny Miller was one stroke behind. On day two, Miller shot a 69 and was within two strokes of the halfway leader, Miller Barber. Almost unnoticed, Tom Weiskopf stood just three strokes behind the leader. Miller shot a third-round 67 but it was only good enough to tie Ed Sneed for the lead. The final round was a four-way shootout between Miller, Weiskopf, Barber and Morgan. When the final putt had dropped, Miller pocketed the winner's check and a Northern Trust Open record score of 270, 14-under par.

**February 18, 19, 20, 21, 22 – Riviera Country Club**

Pos	Player	Rd1	Rd2	Rd3	Rd4	Total	Earnings	Pos	Player	Rd1	Rd2	Rd3	Rd4	Total	Earnings
1	Johnny Miller	66	69	67	68	270/-14	\$54,000.00	T37	Gene Littler	68	74	69	72	283/-1	\$1,413.00
2	Tom Weiskopf	71	65	68	68	272/-12	32,400.00	T37	Pat McGowan	71	71	73	68	283/-1	1,413.00
T3	Miller Barber	66	67	71	69	273/-11	17,400.00	T37	Andy North	69	71	72	71	283/-1	1,413.00
T3	Gil Morgan	65	69	69	70	273/-11	17,400.00	T42	Michael King	68	72	71	73	284/E	994.67
T5	George Archer	70	68	70	66	274/-10	11,400.00	T42	Mark Lye	71	70	70	73	284/E	994.67
T5	Bruce Lietzke	66	70	69	69	274/-10	11,400.00	T42	Greg Powers	68	72	72	72	284/E	994.67
T7	Ben Crenshaw	70	67	66	72	275/-9	9,675.00	T42	Bill Sander	70	72	68	74	284/E	994.67
T7	Craig Stadler	69	70	66	70	275/-9	9,675.00	T42	Scott Simpson	70	71	69	74	284/E	994.67
T9	George Cadle	68	70	69	69	276/-8	7,800.00	T42	Lanny Wadkins	73	69	69	73	284/E	994.67
T9	Nick Faldo	69	70	67	70	276/-8	7,800.00	T42	Dave Eichelberger	71	68	74	71	284/E	994.66
T9	Bob Gilder	70	67	69	70	276/-8	7,800.00	T42	Peter Jacobsen	71	70	72	71	284/E	994.66
T9	Larry Ziegler	70	69	69	68	276/-8	7,800.00	T42	Mark Pfeil	70	73	71	70	284/E	994.66
T13	John Fought	69	68	75	65	277/-7	6,000.00	T51	John Cook	66	70	74	75	285/1	723.6
T13	Ed Sneed	71	67	64	75	277/-7	6,000.00	T51	Danny Edwards	68	75	73	69	285/1	723.6
T15	Antonio O. Cerda	71	65	71	71	278/-6	4,800.00	T51	David Edwards	69	74	72	70	285/1	723.6
T15	Jim Colbert	70	68	71	69	278/-6	4,800.00	T51	Mark Hayes	75	68	70	72	285/1	723.6
T15	Tom Jenkins	70	68	70	70	278/-6	4,800.00	T51	Rod Nuckolls	68	68	75	74	285/1	723.6
T15	Jack Nicklaus	71	70	67	70	278/-6	4,800.00	T56	Cesar Sanudo	71	71	74	70	286/2	684
T15	Tom Watson	72	67	70	69	278/-6	4,800.00	T56	Dave Stockton	70	72	73	71	286/2	684
T20	Ed Fiori	68	71	66	74	279/-5	3,495.00	T56	Tom Storey	70	73	70	73	286/2	684
T20	Don January	71	71	69	68	279/-5	3,495.00	T59	Lennie Clements	72	71	72	72	287/3	666
T20	Wayne Levi	71	69	69	70	279/-5	3,495.00	T59	Lou Graham	70	71	73	73	287/3	666
T20	Lee Trevino	72	68	69	70	279/-5	3,495.00	T59	Jim Thorpe	72	70	73	72	287/3	666
T20	Ron Commans - a	67	71	68	73	279/-5		T62	Don Bies	73	65	77	73	288/4	645
25	Doug Tewell	71	67	71	71	280/-4	2,880.00	T62	Forrest Fezler	70	71	70	77	288/4	645
T26	Keith Fergus	66	72	69	74	281/-3	2,193.75	T62	Hale Irwin	68	73	69	78	288/4	645
T26	Buddy Gardner	70	70	69	72	281/-3	2,193.75	T62	Mac O'Grady	68	71	75	74	288/4	645
T26	Larry Nelson	72	71	68	70	281/-3	2,193.75	66	Keith Lyford	71	71	75	72	289/5	630
T26	Mark O'Meara	69	72	69	71	281/-3	2,193.75	67	Alan Tapie	68	73	76	73	290/6	624
T26	Masashi Jumbo Ozaki	69	69	72	71	281/-3	2,193.75	T68	Andy Bean	68	73	75	75	291/7	612
T26	Tom Purtzer	68	71	72	70	281/-3	2,193.75	T68	Al Geiberger	70	68	76	77	291/7	612
T26	Namio Takasu	66	72	69	74	281/-3	2,193.75	T68	Peter Teravainen	70	72	73	76	291/7	612
T26	Bobby Wadkins	70	71	69	71	281/-3	2,193.75	T71	Gay Brewer	71	70	80	71	292/8	597
T34	Charles Coody	70	71	71	70	282/-2	1,695.00	T71	Bruce Douglass	73	70	76	73	292/8	597
T34	Mike Morley	69	70	71	72	282/-2	1,695.00	73	Woody Blackburn	74	69	78	73	294/10	588
T34	Jack Renner	69	68	73	72	282/-2	1,695.00	74	Don Bliss - a	69	74	80	76	299/15	
T37	Isao Aoki	71	70	72	70	283/-1	1,413.00	75	Mark Rohde	70	73	80	77	300/16	582
T37	Tom Kite	71	71	69	72	283/-1	1,413.00								



# Championship Summaries (cont.)



## 1982 Tom Watson


In one of the greatest Northern Trust Open comebacks, Tom Watson defeated Johnny Miller on the third hole of a sudden-death playoff to capture the title. The tournament began with an exceptional round by virtual unknown Terry Mauney, who shot an 8-under-par 63 to set a new Riviera Course record. Mauney led Tom Weiskopf, Wayne Levi and Mike Morley by four strokes after the first round. Weiskopf then took the second-round lead by shooting another 67 for a two-round total of 8-under-par 134. The third round ended with a pair of leaders as both Weiskopf and Miller finished play at an 11-under-par 202. Watson trailed the co-leaders by two strokes. The final round was all Miller and Watson and it looked as if Miller had wrapped up the championship. But he bogeyed the 17th and 18th holes while Watson was dropping in a 4-foot par putt to send the Northern Trust Open into its first overtime since 1952.

**February 18, 19, 20, 21 – Riviera Country Club**

Pos	Player	Rd1	Rd2	Rd3	Rd4	Total	Earnings	Pos	Player	Rd1	Rd2	Rd3	Rd4	Total	Earnings
1	Tom Watson	69	67	68	67	271/-13	\$54,000.00	T36	Isao Aoki	69	73	69	73	284/E	\$1,352.14
2	Johnny Miller	68	68	66	69	271/-13	32,400.00	T36	George Archer	75	70	69	70	284/E	1,352.14
3	Tom Weiskopf	67	67	68	73	275/-9	20,400.00	T36	Don Bies	72	70	73	69	284/E	1,352.14
T4	Lennie Clements	74	68	68	66	276/-8	13,200.00	T36	Skip Dunaway	72	69	70	73	284/E	1,352.14
T4	Bill Rogers	70	68	68	70	276/-8	13,200.00	T36	Hale Irwin	74	68	70	72	284/E	1,352.14
6	Tim Simpson	73	66	70	68	277/-7	10,800.00	T43	Jim Colbert	73	70	72	70	285/1	936
T7	Jay Haas	69	69	69	71	278/-6	9,350.00	T43	Jim Dent	71	74	74	66	285/1	936
T7	Vance Heafner	68	68	71	71	278/-6	9,350.00	T43	Tom Jenkins	74	69	70	72	285/1	936
T7	Jim Nelford	70	70	70	68	278/-6	9,350.00	T43	Gary Koch	74	70	71	70	285/1	936
T10	Jack Ferenz	74	69	69	67	279/-5	7,500.00	T43	Mark Pfeil	73	68	72	72	285/1	936
T10	Tom Kite	71	70	66	72	279/-5	7,500.00	T43	Jim Simons	71	68	73	73	285/1	936
T10	Mike Morley	67	69	70	73	279/-5	7,500.00	T43	Scott Simpson	73	70	71	71	285/1	936
T13	Eric Batten	69	69	74	68	280/-4	4,987.50	T50	Charles Coody	71	70	72	73	286/2	738
T13	Woody Blackburn	71	68	70	71	280/-4	4,987.50	T50	David Edwards	75	69	71	71	286/2	738
T13	John Cook	73	68	67	72	280/-4	4,987.50	T50	Mark Hayes	72	71	71	72	286/2	738
T13	Fred Couples	72	71	73	64	280/-4	4,987.50	T53	Frank Conner	70	69	73	75	287/3	694.5
T13	Wayne Levi	67	69	73	71	280/-4	4,987.50	T53	Al Geiberger	73	71	69	74	287/3	694.5
T13	Gene Littler	73	68	71	68	280/-4	4,987.50	T53	Greg Powers	71	71	72	73	287/3	694.5
T13	Jack Renner	70	67	70	73	280/-4	4,987.50	T53	Bobby Wadkins	73	71	71	72	287/3	694.5
T13	Curtis Strange	73	71	68	68	280/-4	4,987.50	57	Jim Booros	70	72	72	74	288/4	678
T21	Rod Funseth	73	70	71	67	281/-3	3,240.00	T58	Gary Hallberg	73	71	70	75	289/5	666
T21	Bob Gilder	75	70	66	70	281/-3	3,240.00	T58	Masahiro Kuramoto	74	71	74	70	289/5	666
T21	Don January	73	71	69	68	281/-3	3,240.00	T58	Mike Smith	73	71	74	71	289/5	666
T21	Craig Stadler	71	72	71	67	281/-3	3,240.00	T61	Ed Fiori	72	72	71	75	290/6	654
T25	Rex Caldwell	70	68	71	73	282/-2	2,193.75	T61	Sam Randolph - a	75	69	74	72	290/6	
T25	Danny Edwards	71	71	69	71	282/-2	2,193.75	T63	Bruce Douglass	70	73	73	75	291/7	642
T25	Barry Jaeckel	73	71	69	69	282/-2	2,193.75	T63	Woody Fitzhugh	74	70	70	77	291/7	642
T25	Terry Mauney	63	73	74	72	282/-2	2,193.75	T63	Lonnie Nielsen	73	71	73	74	291/7	642
T25	Jerry Pate	70	71	71	70	282/-2	2,193.75	T66	Jay Cudd	75	70	72	75	292/8	627
T25	Tom Purtzer	70	71	68	73	282/-2	2,193.75	T66	Nick Faldo	75	68	74	75	292/8	627
T25	John Schroeder	70	71	68	73	282/-2	2,193.75	T68	Don Reese	74	71	75	73	293/9	615
T25	Ed Sneed	73	67	71	71	282/-2	2,193.75	T68	R.H. Sikes	75	70	73	75	293/9	615
T33	John Adams	74	69	68	72	283/-1	1,695.00	70	Ray Barr, Jr.	72	73	75	74	294/10	606
T33	Gil Morgan	74	71	70	68	283/-1	1,695.00	T71	Pat Fitzsimons	74	71	78	74	297/13	597
T33	Mark O'Meara	71	68	71	73	283/-1	1,695.00	T71	Dave Stockton	72	73	74	78	297/13	597
T36	Morris Hatafsky	68	76	69	71	284/E	1,352.15	73	Scott Steger	74	70	76	78	298/14	588
T36	Andy North	73	70	71	70	284/E	1,352.15	74	Antonio O. Cerda	72	73	78	78	301/17	582

Note: Watson beat Miller with a birdie on the third playoff hole.

## Championship Summaries (cont.)



### 1983 Gil Morgan

Fuzzy Zoeller opened the tournament with a 7-under-par 64 to lead by one stroke over Arnold Palmer, Gary Hallberg and Payne Stewart. The lead shifted in the second round as Gibby Gilbert shot a 66 for an 11-under-par 131. Zoeller dropped to second. The third round ended with four players tied at 11-under with 202: Gil Morgan, Mark McCumber, Gene Littler and Lanny Wadkins. Palmer, Gilbert, Zoeller and George Archer (who set a course-record 61) were tied at 203. In the final round, Morgan put together a 68 for a two-stroke victory over Wadkins. McCumber pursued Morgan but on the 212-yard par-3 17th, Morgan carded a birdie as McCumber settled for par. On the 18th, McCumber bogeyed and Morgan won his sixth PGA TOUR title and his second in 1983.

### January 13, 14, 15, 16 – Rancho Park Golf Course

Pos	Player	Rd1	Rd2	Rd3	Rd4	Total	Earnings	Pos	Player	Rd1	Rd2	Rd3	Rd4	Total	Earnings
1	Gil Morgan	71	68	63	68	270/-14	\$54,000.00	T42	Jay Haas	73	68	72	68	281/-3	\$991.72
T2	Gibby Gilbert	65	66	72	69	272/-12	22,400.00	T42	Victor Regalado	70	71	70	70	281/-3	991.72
T2	Mark McCumber	69	68	65	70	272/-12	22,400.00	T42	Payne Stewart	66	69	73	73	281/-3	991.72
T2	Lanny Wadkins	68	67	67	70	272/-12	22,400.00	T42	Bobby Clampett	71	71	68	71	281/-3	991.71
5	George Archer	72	70	61	70	273/-11	12,000.00	T42	Hubert Green	70	66	71	74	281/-3	991.71
T6	Joe Inman	71	69	67	67	274/-10	9,712.50	T42	Phillip Hancock	70	72	71	68	281/-3	991.71
T6	Andy North	70	67	68	69	274/-10	9,712.50	T42	Don January	73	68	70	70	281/-3	991.71
T6	Tom Watson	67	68	69	70	274/-10	9,712.50	T49	Frank Conner	69	70	70	73	282/-2	726.86
T6	Fuzzy Zoeller	64	70	69	71	274/-10	9,712.50	T49	Lee Elder	69	69	72	72	282/-2	726.86
T10	Arnold Palmer	66	69	68	72	275/-9	7,800.00	T49	Morris Hatalsky	72	69	68	73	282/-2	726.86
T10	J.C. Snead	68	71	66	70	275/-9	7,800.00	T49	Mike McCullough	69	71	70	72	282/-2	726.86
T12	Gay Brewer	68	71	69	68	276/-8	5,700.00	T49	Dan Pohl	72	70	72	68	282/-2	726.86
T12	Keith Fergus	69	67	69	71	276/-8	5,700.00	T49	Forrest Fezler	71	69	69	73	282/-2	726.85
T12	Raymond Floyd	70	70	70	66	276/-8	5,700.00	T49	Peter Jacobsen	71	71	69	71	282/-2	726.85
T12	Gene Littler	67	69	66	74	276/-8	5,700.00	T56	T.C. Chen	68	71	72	72	283/-1	672
T12	Curtis Strange	68	72	69	67	276/-8	5,700.00	T56	Gary Hallberg	66	72	71	74	283/-1	672
T12	Lee Trevino	67	75	67	67	276/-8	5,700.00	T56	Bruce Lietzke	69	73	71	70	283/-1	672
T18	Chip Beck	72	67	72	66	277/-7	3,780.00	T56	John McComish	68	71	73	71	283/-1	672
T18	Bill Britton	71	70	69	67	277/-7	3,780.00	T56	Tommy Valentine	69	73	69	72	283/-1	672
T18	Rex Caldwell	69	67	71	70	277/-7	3,780.00	T61	Eric Batten	71	71	69	73	284/E	636
T18	Jodie Mudd	71	69	71	66	277/-7	3,780.00	T61	Jim Booros	70	72	70	72	284/E	636
T18	Don Pooley	69	70	68	70	277/-7	3,780.00	T61	John Fought	72	67	73	72	284/E	636
T18	Hal Sutton	68	72	68	69	277/-7	3,780.00	T61	Peter Oosterhuis	72	68	74	70	284/E	636
T24	Bobby Cole	68	70	69	71	278/-6	2,430.00	T61	Bob Shearer	65	72	71	76	284/E	636
T24	Bob Eastwood	72	70	65	71	278/-6	2,430.00	T61	Charles Sifford	70	72	70	72	284/E	636
T24	Rod Funseth	72	68	66	72	278/-6	2,430.00	T61	Bobby Wadkins	70	70	71	73	284/E	636
T24	Lon Hinkle	70	70	65	73	278/-6	2,430.00	T68	Isao Aoki	69	71	69	76	285/1	600
T24	Jim Nelford	69	66	72	71	278/-6	2,430.00	T68	Ron Commans	70	71	71	73	285/1	600
T24	Craig Stadler	73	69	69	67	278/-6	2,430.00	T68	Arnie Dokka	72	69	74	70	285/1	600
T30	Danny Edwards	69	71	69	70	279/-5	1,743.75	T68	Mac O'Grady	67	70	72	76	285/1	600
T30	Bruce Fleisher	70	69	67	73	279/-5	1,743.75	T68	Dave Stockton	73	68	72	72	285/1	600
T30	Donnie Hammond	71	69	69	70	279/-5	1,743.75	T73	John Cook	69	72	75	70	286/2	576
T30	Gary Koch	67	72	70	70	279/-5	1,743.75	T73	Thomas Gray	70	71	75	70	286/2	576
T30	Billy Kratzert	70	71	72	66	279/-5	1,743.75	T73	Ken Green	69	73	71	73	286/2	576
T30	Clarence Rose	69	69	70	71	279/-5	1,743.75	T76	Dave Barr	69	71	76	71	287/3	555
T30	Tony Sills	68	68	73	70	279/-5	1,743.75	T76	Larry Mize	70	71	73	73	287/3	555
T30	Scott Simpson	71	71	68	69	279/-5	1,743.75	T76	Mike Sullivan	73	69	70	75	287/3	555
T38	Ed Fiori	68	70	69	73	280/-4	1,320.00	T76	Jim Thorpe	69	73	71	74	287/3	555
T38	Orville Moody	69	70	69	72	280/-4	1,320.00	80	Howard Twitty	70	69	72	77	288/4	540
T38	Calvin Peete	73	66	68	73	280/-4	1,320.00	81	Roger Maltbie	70	70	73	76	289/5	534
T38	Tom Purtzer	69	73	71	67	280/-4	1,320.00	82	Buddy Gardner	72	70	78	74	294/10	528

# Championship Summaries (cont.)



## 1984 David Edwards

David Edwards began the final day two shots off the lead and 2-over par for the tournament. He immediately birdied the first two holes to take a share of the lead, led by two at the turn, and never looked back as he won his first PGA TOUR title. The week preceding the final day was frustrating for most pros. Winds whipped the course at speeds up to 40 mph. There was a seven-way tie for the top spot after the first round at 1-under par. Second- and third-round scores also hovered around par. Sunday brought calm and sunny relief for the leaders as well as the gallery that had shied away from the winds. Jack Nicklaus was clearly the crowd favorite going into the last day, but he three-putted the first green for a bogey. It was an uphill climb for him to shoot a 69 and finish alone in third. Jay Haas, Fred Couples and Jack Renner were tied going into day four. Haas dropped out of contention, bumping his way to a 76 finish, tied for 13th. Couples had trouble early and was 5-over after four holes. He ended tied for eighth. Renner was the only golfer left with a chance of forcing a playoff with Edwards. His drive off the 18th landed in the rough 221 yards out. Renner, needing to hole-out from there to force a tie, hit a shot that rolled off the green and had to salvage a bogey, and settle for second place. Edwards' record low score of 64 on the final day was added to his record high total of 279. The card was the highest winning score at the Riviera since Lloyd Mangrum's 280 in 1953, and the highest in the tournament since Paul Harney's 280 at Rancho Park in 1964.

### February 16, 17, 18, 19 – Riviera Country Club

Pos	Player	Rd1	Rd2	Rd3	Rd4	Total	Earnings	Pos	Player	Rd1	Rd2	Rd3	Rd4	Total	Earnings
1	David Edwards	70	73	72	64	279/-5	\$72,000.00	T39	Corey Pavin	74	75	74	71	294/10	\$1,720.00
2	Jack Renner	71	75	67	69	282/-2	43,200.00	T39	Greg Powers	76	75	73	70	294/10	1,720.00
3	Jack Nicklaus	73	71	70	69	283/-1	27,200.00	T42	Kikuo Arai	77	72	74	72	295/11	1,228.80
T4	Mark McCumber	71	72	71	70	284/E	17,600.00	T42	Brad Faxon	70	75	75	75	295/11	1,228.80
T4	Dan Pohl	74	70	74	66	284/E	17,600.00	T42	Phillip Hancock	74	76	71	74	295/11	1,228.80
T6	Jim Colbert	71	75	69	70	285/1	13,900.00	T42	Tom Lehman	75	74	72	74	295/11	1,228.80
T6	Johnny Miller	71	72	72	70	285/1	13,900.00	T42	Roger Maltbie	73	77	73	72	295/11	1,228.80
8	Craig Stadler	72	73	73	68	286/2	12,400.00	T42	Larry Mize	75	76	71	73	295/11	1,228.80
T9	Rex Caldwell	72	69	76	71	288/4	10,000.00	T42	Tony Sills	74	74	73	74	295/11	1,228.80
T9	T.C. Chen	72	73	69	74	288/4	10,000.00	T42	Joey Sindelar	74	77	73	71	295/11	1,228.80
T9	Fred Couples	71	71	71	75	288/4	10,000.00	T42	Hal Sutton	74	77	72	72	295/11	1,228.80
T9	Gary Koch	73	70	72	73	288/4	10,000.00	T42	Lanny Wadkins	76	72	71	76	295/11	1,228.80
T9	Allen Miller	72	71	73	72	288/4	10,000.00	52	Russ Cochran	75	75	73	73	296/12	960
T14	Jay Haas	72	69	72	76	289/5	7,200.00	53	Jerry Pate	77	74	72	74	297/13	944
T14	Hale Irwin	70	75	73	71	289/5	7,200.00	T54	John Cook	74	74	73	77	298/14	908
T14	Larry Nelson	71	78	70	70	289/5	7,200.00	T54	Dave Eichelberger	78	72	76	72	298/14	908
T17	Mark Brooks	75	72	71	72	290/6	5,413.34	T54	Mike Holland	75	74	76	73	298/14	908
T17	Mark Pfeil	70	74	74	72	290/6	5,413.34	T54	Peter Jacobsen	74	74	79	71	298/14	908
T17	Isao Aoki	71	70	76	73	290/6	5,413.33	T54	Pat Lindsey	74	75	73	76	298/14	908
T17	Tommy Nakajima	75	71	73	71	290/6	5,413.33	T54	David Ogrin	76	74	70	78	298/14	908
T17	Mike Sullivan	74	73	72	71	290/6	5,413.33	T60	Tom Lamore	73	77	75	74	299/15	868
T17	Bobby Wadkins	76	75	69	70	290/6	5,413.33	T60	Mike McCullough	80	71	73	75	299/15	868
T23	Bobby Clampett	73	74	73	71	291/7	3,560.00	T60	Scott Simpson	76	74	72	77	299/15	868
T23	Ben Crenshaw	73	78	71	69	291/7	3,560.00	T60	Tom Watson	74	77	73	75	299/15	868
T23	Dan Forsman	76	71	73	71	291/7	3,560.00	T64	Ronnie Black	74	75	72	79	300/16	832
T23	John Fought	77	73	69	72	291/7	3,560.00	T64	Lee Elder	74	77	71	78	300/16	832
T23	Barry Jaeckel	72	74	69	76	291/7	3,560.00	T64	Dan Halldorson	70	80	74	76	300/16	832
T28	George Archer	73	71	73	75	292/8	2,660.00	T64	Tom Jenkins	76	75	76	73	300/16	832
T28	Gil Morgan	76	74	69	73	292/8	2,660.00	T64	Loren Roberts	77	72	76	75	300/16	832
T28	Don Pooley	77	71	69	75	292/8	2,660.00	T69	Dave Barr	75	76	72	78	301/17	804
T28	Doug Tewell	75	69	75	73	292/8	2,660.00	T69	Lennie Clements	74	76	76	75	301/17	804
T28	Lee Trevino	71	75	72	74	292/8	2,660.00	T71	Steve Jones	77	74	77	74	302/18	788
T28	Howard Twitty	70	75	76	71	292/8	2,660.00	T71	Mark Lye	76	74	75	77	302/18	788
T34	Chip Beck	75	74	76	68	293/9	2,064.00	73	Pat McGowan	75	76	73	79	303/19	776
T34	Raymond Floyd	72	73	73	75	293/9	2,064.00	74	Ed Sneed	77	74	74	80	305/21	768
T34	Victor Regalado	71	72	78	72	293/9	2,064.00	75	Mike Donald	74	76	79	77	306/22	760
T34	Curtis Sifford	70	80	72	71	293/9	2,064.00	T76	Wally Armstrong	77	74	78	78	307/23	748
T34	J.C. Sneed	76	75	70	72	293/9	2,064.00	T76	Charles Sifford	75	75	76	81	307/23	748
T39	George Cadle	77	72	72	73	294/10	1,720.00								

## Championship Summaries (cont.)



### 1985 Lanny Wadkins

Lanny Wadkins captured his second Northern Trust Open title in record-setting style shooting a 20-under-par 264 (63-70-67-64), seven strokes in front of second-place finisher Hal Sutton. In the first round of tournament play, Wadkins shot a 63, which tied the Riviera Course record set by Terry Mauney in the 1982 Northern Trust Open. Wadkins' 31-32 round over the par 35-36 course surprisingly didn't put him far ahead of the rest of the field. Pat Lindsey and local favorite Tony Sills both shot rounds of 31-34 for a 6-under 65 and a share of second place. Unfortunately for Wadkins, he didn't get to admire his spectacular record-tying for long. In the second round, 26-year-old Larry Mize broke Mauney's and Wadkins' record, firing an incredible 29 on the front and 33 on the back for a course-shattering 62. Both Hal Sutton and Gary Koch equaled their first-round 66s for a second-round score of 132 and a share of the lead with Mize. Wadkins shot a 70 for 133 total. Hal Sutton's surge on the 18th in the third round, needing only a par to share the 13-under 200 lead with Wadkins, fell short as he double bogeyed six, which dropped him to second place with Corey Pavin and Gary Koch. Pavin had the honor of owning the day's low round of 7-under 64. In the final round, Pavin shot a 70 for a third-place finish, and Chip Beck, Gary Koch and Craig Stadler ended tied for fourth at 273.

### January 24, 25, 26, 27 – Riviera Country Club

Pos	Player	Rd1	Rd2	Rd3	Rd4	Total	Earnings	Pos	Player	Rd1	Rd2	Rd3	Rd4	Total	Earnings
1	Lanny Wadkins	63	70	67	64	264/-20	\$72,000.00	T36	David Edwards	75	66	69	74	284/E	\$1,884.00
2	Hal Sutton	66	66	70	69	271/-13	43,200.00	T36	Wayne Grady	69	71	69	75	284/E	1,884.00
3	Corey Pavin	68	70	64	70	272/-12	27,200.00	T36	Jay Haas	68	76	68	72	284/E	1,884.00
T4	Chip Beck	71	66	66	70	273/-11	16,533.34	T36	Joey Sindelar	68	72	70	74	284/E	1,884.00
T4	Gary Koch	66	66	70	71	273/-11	16,533.33	T36	Curtis Strange	68	71	71	74	284/E	1,884.00
T4	Craig Stadler	68	69	70	66	273/-11	16,533.33	T41	Danny Edwards	72	71	71	71	285/1	1,480.00
T7	Larry Mize	70	62	71	72	275/-9	12,050.00	T41	Dan Halldorson	70	74	71	70	285/1	1,480.00
T7	Don Pooley	69	66	70	70	275/-9	12,050.00	T41	Mac O'Grady	68	72	72	73	285/1	1,480.00
T7	Larry Rinker	71	70	65	69	275/-9	12,050.00	T41	Peter Oosterhuis	70	74	68	73	285/1	1,480.00
T7	Scott Simpson	66	71	66	72	275/-9	12,050.00	T41	J.C. Snead	69	73	70	73	285/1	1,480.00
11	Brett Upper	68	69	70	69	276/-8	10,000.00	T46	Phil Blackmar	67	74	76	69	286/2	1,134.00
T12	Mark O'Meara	67	67	74	69	277/-7	8,800.00	T46	Hubert Green	71	71	73	71	286/2	1,134.00
T12	Howard Twitty	67	73	68	69	277/-7	8,800.00	T46	Jim Nelford	72	72	69	73	286/2	1,134.00
T14	George Burns	69	72	68	69	278/-6	7,200.00	T46	Bobby Wadkins	67	73	75	71	286/2	1,134.00
T14	Mark Lye	68	68	70	72	278/-6	7,200.00	T50	Ron Commans	71	71	73	72	287/3	974
T14	Calvin Peete	68	70	70	70	278/-6	7,200.00	T50	Ed Fiori	72	69	72	74	287/3	974
T17	Keith Fergus	70	70	69	70	279/-5	5,800.00	T50	David Graham	69	73	70	75	287/3	974
T17	Gil Morgan	70	69	71	69	279/-5	5,800.00	T50	Johnny Miller	73	69	71	74	287/3	974
T17	Jack Nicklaus	67	71	70	71	279/-5	5,800.00	54	Mark Pfeil	68	76	73	71	288/4	928
T17	Mike Reid	67	73	68	71	279/-5	5,800.00	T55	Charles Coody	69	73	72	75	289/5	912
T21	George Archer	71	69	69	71	280/-4	4,320.00	T55	Tom Jenkins	72	71	72	74	289/5	912
T21	Andy Bean	67	71	67	75	280/-4	4,320.00	T55	Doug Tewell	72	71	72	74	289/5	912
T21	Bruce Lietzke	66	70	68	76	280/-4	4,320.00	58	Ken Brown	73	68	76	73	290/6	896
T21	Dan Pohl	71	70	66	73	280/-4	4,320.00	T59	Mike Donald	73	71	74	73	291/7	880
T25	Payne Stewart	70	67	72	72	281/-3	3,266.67	T59	Joe Ozaki	71	71	76	73	291/7	880
T25	Tom Watson	67	70	72	72	281/-3	3,266.67	T59	Tom Purtzer	75	69	73	74	291/7	880
T25	Fred Couples	71	71	68	71	281/-3	3,266.66	T62	Isao Aoki	71	72	74	75	292/8	852
T28	Donnie Hammond	71	70	73	68	282/-2	2,780.00	T62	Phillip Hancock	72	71	71	78	292/8	852
T28	Morris Hatafsky	69	70	71	72	282/-2	2,780.00	T62	Ron Streck	73	69	77	73	292/8	852
T28	Ralph Landrum	69	71	70	72	282/-2	2,780.00	T62	Leonard Thompson	72	72	74	74	292/8	852
T28	Tony Sills	65	76	69	72	282/-2	2,780.00	T66	Skeeter Heath	73	69	76	75	293/9	828
T32	Dan Forsman	69	71	69	74	283/-1	2,315.00	T66	Pat Lindsey	65	77	78	73	293/9	828
T32	Buddy Gardner	71	73	70	69	283/-1	2,315.00	68	Mike Nicolette	71	73	74	78	296/12	816
T32	Bob Gilder	66	73	72	72	283/-1	2,315.00	69	Duffy Waldorf - a	70	71	77	80	298/14	
T32	Willie Wood	70	72	70	71	283/-1	2,315.00	70	Rusty Clark	69	70	81	79	299/15	808

# Championship Summaries (cont.)




## 1986 Doug Tewell

In front of a Riviera record crowd of 41,352, 36-year-old Doug Tewell recorded eight birdies en route to an 8-under-par 63 for a 14-under 270 and a seven-stroke victory over Clarence Rose (277), and a winner's check of \$81,000. Tewell was three strokes behind first-round leaders Jay Delsing (a second year pro out of UCLA) and Fresno State product Dennis Trixler who each shot 33-33—66. After 36 holes, Mac O'Grady shot his second 68 (which included a hole-in-one on No. 6) for a 6-under-par 136, good enough for a one-stroke lead over Trixler. Mark Lye shot a 66 for 138, and Lennie Clements and Jim Colbert were in at 139. Tewell and defending champion Lanny Wadkins both made their moves in the third round. Tewell birdied the first six holes, which put him at 5-under-par 66 (207) with a one-shot lead over Wadkins, Trixler and Willie Wood. Trixler shot a third-round 71, while both Wadkins and Wood shot 67s. The final day saw Tewell card a 63 for a runaway seven-stroke victory. Clarence Rose, a five-year pro out of Goldsboro, NC, shot a 68 to finish second at 277, good for \$48,600.

## February 20, 21, 22, 23 – Riviera Country Club

Pos	Player	Rd1	Rd2	Rd3	Rd4	Total	Earnings	Pos	Player	Rd1	Rd2	Rd3	Rd4	Total	Earnings
1	Doug Tewell	69	72	66	63	270/-14	\$81,000.00	T33	Larry Rinker	70	73	70	73	286/2	\$2,377.50
2	Clarence Rose	73	70	66	68	277/-7	48,600.00	T39	Chip Beck	70	74	71	72	287/3	1,665.00
3	Willie Wood	72	69	67	70	278/-6	30,600.00	T39	Rex Caldwell	72	73	70	72	287/3	1,665.00
T4	Jay Delsing	66	74	71	68	279/-5	19,800.00	T39	Frank Conner	73	70	71	73	287/3	1,665.00
T4	Jim Gallagher, Jr.	71	71	68	69	279/-5	19,800.00	T39	Mike Donald	75	69	73	70	287/3	1,665.00
T6	Antonio O. Cerda	74	67	69	70	280/-4	14,568.75	T39	Andrew Magee	72	72	71	72	287/3	1,665.00
T6	Barry Jaeckel	73	70	67	70	280/-4	14,568.75	T39	Gary McCord	73	70	72	72	287/3	1,665.00
T6	Corey Pavin	74	68	69	69	280/-4	14,568.75	T39	Pat McGowan	74	70	70	73	287/3	1,665.00
T6	Lanny Wadkins	71	70	67	72	280/-4	14,568.75	T39	Calvin Peete	73	71	68	75	287/3	1,665.00
T10	Lennie Clements	69	70	71	71	281/-3	10,800.00	T39	Scott Simpson	73	67	75	72	287/3	1,665.00
T10	Masahiro Kuramoto	72	69	70	70	281/-3	10,800.00	T48	Andy Dillard	69	71	75	73	288/4	1,108.13
T10	Mark Lye	72	66	73	70	281/-3	10,800.00	T48	Gene Sauers	71	73	70	74	288/4	1,108.13
T10	Dennis Trixler	66	71	71	73	281/-3	10,800.00	T48	Tom Sieckmann	71	71	72	74	288/4	1,108.13
T14	Fred Couples	73	71	66	72	282/-2	8,325.00	T48	Howard Twitty	76	70	72	70	288/4	1,108.13
T14	Bob Tway	74	71	69	68	282/-2	8,325.00	T48	Buddy Gardner	70	72	76	70	288/4	1,108.12
T16	Jim Colbert	73	66	71	73	283/-1	6,975.00	T48	Bill Israelson	72	68	76	72	288/4	1,108.12
T16	Keith Fergus	72	71	70	70	283/-1	6,975.00	T48	Craig Stadler	72	74	70	72	288/4	1,108.12
T16	Tony Sills	72	70	70	71	283/-1	6,975.00	T48	Dave Stockton	72	74	72	70	288/4	1,108.12
T16	Bobby Wadkins	71	72	70	70	283/-1	6,975.00	T56	Ken Brown	70	75	72	72	289/5	985.5
T20	Jim Dent	69	74	72	69	284/E	5,058.00	T56	Brian Clair	73	73	68	75	289/5	985.5
T20	Donnie Hammond	72	73	69	70	284/E	5,058.00	T56	Danny Edwards	74	72	72	71	289/5	985.5
T20	Tom Kite	71	69	70	74	284/E	5,058.00	T56	Bill Glasson	73	73	67	76	289/5	985.5
T20	Mac O'Grady	68	68	75	73	284/E	5,058.00	T56	Bob Lohr	70	72	71	76	289/5	985.5
T20	Tom Purtzer	71	71	74	68	284/E	5,058.00	T56	Steve Pate	70	76	72	71	289/5	985.5
T25	Rick Dalpos	73	71	70	71	285/1	3,290.63	T56	Peter Senior	71	74	70	74	289/5	985.5
T25	Morris Hatafsky	76	68	70	71	285/1	3,290.63	T56	Joey Sindelar	72	74	75	68	289/5	985.5
T25	Jodie Mudd	70	72	71	72	285/1	3,290.63	T56	Jeff Sluman	70	72	75	72	289/5	985.5
T25	Brett Upper	70	74	68	73	285/1	3,290.63	T56	Jim Thorpe	71	75	71	72	289/5	985.5
T25	John Cook	74	69	70	72	285/1	3,290.62	T66	Mark Brooks	73	72	73	72	290/6	927
T25	Mike McCullough	74	72	70	69	285/1	3,290.62	T66	Denny Hepler	70	73	74	73	290/6	927
T25	Mark Pfeil	72	73	70	70	285/1	3,290.62	T66	Jim Woodward	72	71	73	74	290/6	927
T25	Billy Pierot	73	70	72	70	285/1	3,290.62	69	Jet Ozaki	75	71	73	72	291/7	909
T33	Charles Bolling	73	72	70	71	286/2	2,377.50	70	Mark Wiebe	72	74	75	72	293/9	900
T33	Ben Crenshaw	74	70	68	74	286/2	2,377.50	71	Bob Gilder	68	78	73	76	295/11	891
T33	Peter Jacobsen	70	73	72	71	286/2	2,377.50	72	Kikuo Arai	71	72	74	79	296/12	882
T33	Johnny Miller	69	73	69	75	286/2	2,377.50	73	Davis Love III	71	75	76	75	297/13	873
T33	Larry Mize	69	76	70	71	286/2	2,377.50								

## Championship Summaries (cont.)



### 1987 T.C. Chen

After a hole-in-one on No. 6 in the third round, which led to a 67 and a 204 total, 28-year-old Tze-Chung Chen went into the final round the sole leader with Danny Edwards (205), Bobby Wadkins (206) and "everybody's favorite" Ben Crenshaw (206) on his heels. The stage was then set. And on February 22, a Riviera record crowd of 46,100 was about to witness to the first Northern Trust Open overtime since Tom Watson beat Johnny Miller on the third hole of a sudden-death playoff in 1982. By the time Chen, Crenshaw and Edwards reached the 18th green, all had putts over 15 feet for birdie. All were tied for the lead. Crenshaw was away. Putting first, his straight-away 15 footer dropped for birdie and the lead. With the crowd still restless from Crenshaw's shot, Edwards' putt never came close. It was now all up to Chen and his 16-footer forced a tie and a playoff with the 35-year old Texan. Chen's par on No. 15, the first playoff hole, was good enough to win the \$108,000 first-place check. Crenshaw was in trouble from the start when his drive landed left on a dirt road. He wound up bogeying the hole and settling for \$64,800 and second place.

### February 19, 20, 21, 22 – Riviera Country Club

Pos	Player	Rd1	Rd2	Rd3	Rd4	Total	Earnings	Pos	Player	Rd1	Rd2	Rd3	Rd4	Total	Earnings
1	T.C. Chen	70	67	67	71	275/-9	\$108,000.00	T36	Chip Beck	70	72	71	71	284/E	\$2,704.28
2	Ben Crenshaw	71	69	66	69	275/-9	64,800.00	T36	Bruce Lietzke	70	70	74	70	284/E	2,704.28
3	Danny Edwards	73	64	68	71	276/-8	40,800.00	T36	Mark McCumber	70	72	73	69	284/E	2,704.28
T4	Steve Pate	71	71	68	67	277/-7	23,625.00	T43	Phil Blackmar	71	69	72	73	285/1	2,160.00
T4	Don Pooley	70	69	69	69	277/-7	23,625.00	T43	Dave Eichelberger	72	73	71	69	285/1	2,160.00
T4	Bobby Wadkins	66	72	68	71	277/-7	23,625.00	T45	Kikuo Arai	71	71	73	71	286/2	1,602.00
T4	Lanny Wadkins	73	65	73	66	277/-7	23,625.00	T45	Keith Clearwater	69	73	72	72	286/2	1,602.00
8	Donnie Hammond	70	72	67	69	278/-6	18,600.00	T45	Dick Mast	71	69	75	71	286/2	1,602.00
9	Seve Ballesteros	69	70	69	71	279/-5	17,400.00	T45	Jodie Mudd	78	67	69	72	286/2	1,602.00
T10	Pat McGowan	71	72	65	72	280/-4	12,857.15	T45	Mac O'Grady	70	74	73	69	286/2	1,602.00
T10	Bob Tway	75	70	66	69	280/-4	12,857.15	T45	Mark Pfeil	73	72	71	70	286/2	1,602.00
T10	Rick Dalpos	70	72	67	71	280/-4	12,857.14	T45	Scott Simpson	70	71	74	71	286/2	1,602.00
T10	Scott Hoch	69	69	72	70	280/-4	12,857.14	T45	Tim Simpson	72	73	73	68	286/2	1,602.00
T10	Mark O'Meara	73	71	66	70	280/-4	12,857.14	T45	Fred Wadsworth	75	70	69	72	286/2	1,602.00
T10	Nick Price	72	67	75	66	280/-4	12,857.14	T45	Duffy Waldorf	68	71	71	76	286/2	1,602.00
T10	Bill Sander	70	66	79	65	280/-4	12,857.14	T55	Buddy Gardner	73	70	70	74	287/3	1,362.00
T17	Mark Brooks	71	71	71	68	281/-3	7,590.00	T55	Larry Rinker	67	72	75	73	287/3	1,362.00
T17	Fred Couples	73	69	69	70	281/-3	7,590.00	T55	Don Shirey, Jr.	71	72	73	71	287/3	1,362.00
T17	Jay Delsing	72	69	72	68	281/-3	7,590.00	T55	Ray Stewart	70	74	73	70	287/3	1,362.00
T17	Rick Fehr	68	69	70	74	281/-3	7,590.00	T59	Curt Byrum	72	70	71	75	288/4	1,302.00
T17	Calvin Peete	70	71	67	73	281/-3	7,590.00	T59	John Cook	70	73	74	71	288/4	1,302.00
T17	Sam Randolph	73	66	70	72	281/-3	7,590.00	T59	Bruce Soulsby	71	73	75	69	288/4	1,302.00
T17	Mike Reid	74	68	68	71	281/-3	7,590.00	T59	Dave Stockton	69	74	69	76	288/4	1,302.00
T17	Craig Stadler	72	66	73	70	281/-3	7,590.00	T59	Hal Sutton	72	73	71	72	288/4	1,302.00
T25	Bobby Cole	69	71	71	71	282/-2	4,680.00	T59	Doug Tewell	71	68	74	75	288/4	1,302.00
T25	Roger Maltbie	74	68	71	69	282/-2	4,680.00	65	Jim Carter	71	73	73	72	289/5	1,260.00
T25	Masashi Jumbo Ozaki	69	75	67	71	282/-2	4,680.00	T66	Ray Barr, Jr.	68	74	73	75	290/6	1,242.00
T25	Dan Pohl	73	70	69	70	282/-2	4,680.00	T66	Ken Brown	72	71	75	72	290/6	1,242.00
T25	Jeff Sluman	70	74	70	68	282/-2	4,680.00	T68	Gary Hallberg	74	71	73	73	291/7	1,212.00
T30	Ronnie Black	71	72	71	69	283/-1	3,645.00	T68	Philip Jonas	75	70	74	72	291/7	1,212.00
T30	Mike Donald	70	72	68	73	283/-1	3,645.00	T68	Masahiro Kuramoto	71	71	73	76	291/7	1,212.00
T30	Peter Jacobsen	69	74	69	71	283/-1	3,645.00	T71	Brad Fabel	70	70	77	76	293/9	1,182.00
T30	Tom Purtzer	70	70	71	72	283/-1	3,645.00	T71	Morris Hatalsky	73	72	73	75	293/9	1,182.00
T30	Jack Renner	69	73	72	69	283/-1	3,645.00	T73	Jim Gallagher, Jr.	70	75	73	76	294/10	1,152.00
T30	Joey Sindelar	69	74	67	73	283/-1	3,645.00	T73	Philip Parkin	72	71	73	78	294/10	1,152.00
T36	Mike Bender	70	75	70	69	284/E	2,704.29	T73	Tom Sieckmann	72	73	79	70	294/10	1,152.00
T36	Steve Elkington	74	71	71	68	284/E	2,704.29	76	David Peoples	68	76	78	73	295/11	1,128.00
T36	Davis Love III	76	69	68	71	284/E	2,704.29	77	Jerry Pate	68	77	78	73	296/12	1,116.00
T36	Loren Roberts	72	72	70	70	284/E	2,704.29								

Note: Chen beat Crenshaw with a par on the first playoff hole.

# Championship Summaries (cont.)



## 1988 Chip Beck

Jay Haas, along with Chip Beck, Dan Pohl and Jumbo Ozaki, all were tied atop the leaderboard at the end of the first day at 65. Round two saw Ben Crenshaw shoot 64 (two shots off Larry Mize's course record), to share the lead with Haas at 133. Crenshaw wasn't alone in the "assault on Riviera" department. Perfect weather conditions, hard and fast fairways and soft greens contributed to the record low 142, even-par cut. Beck's third-round 65, for a 199, was one shot better than Wadkins' 200 set in 1985. Steve Elkington, Haas and Ed Fiori were tied back at 202. Beck's concern in the final round wasn't only Mac O'Grady and Bill Sander, who tied for second at 271. Two rain delays, which stopped play for more than two hours, threatened to cut the tournament short at 54 holes. As it would turn out, play continued, and Beck still was able to record six birdies that led to a 68 and his first PGA TOUR victory.

### February 25, 26, 27, 28 – Riviera Country Club

Pos	Player	Rd1	Rd2	Rd3	Rd4	Total	Earnings	Pos	Player	Rd1	Rd2	Rd3	Rd4	Total	Earnings
1	Chip Beck	65	69	65	68	267/-17	\$135,000.00	T41	Tom Byrum	70	69	72	72	283/-1	\$3,000.00
T2	Mac O'Grady	69	68	66	68	271/-13	66,000.00	T41	Fred Couples	68	72	69	74	283/-1	3,000.00
T2	Bill Sander	70	69	66	66	271/-13	66,000.00	T41	Dan Pohl	65	72	71	75	283/-1	3,000.00
T4	Ed Fiori	66	68	68	70	272/-12	33,000.00	T41	Payne Stewart	71	71	69	72	283/-1	3,000.00
T4	Mike Reid	67	69	67	69	272/-12	33,000.00	45	Dan Forsman	68	70	72	74	284/E	2,625.00
T6	Jay Haas	65	68	69	71	273/-11	26,062.50	T46	Isao Aoki	69	72	70	74	285/1	2,002.50
T6	Tom Purtzer	69	68	67	69	273/-11	26,062.50	T46	Richard Cromwell	71	70	72	72	285/1	2,002.50
T8	Steve Elkington	69	67	66	72	274/-10	22,500.00	T46	Scott Hoch	70	70	73	72	285/1	2,002.50
T8	Donnie Hammond	66	68	73	67	274/-10	22,500.00	T46	Peter Jacobsen	72	68	72	73	285/1	2,002.50
10	Hal Sutton	70	68	68	69	275/-9	20,250.00	T46	Steve Jones	70	71	69	75	285/1	2,002.50
T11	Ben Crenshaw	69	64	71	72	276/-8	18,000.00	T46	Greg Ladehoff	72	67	72	74	285/1	2,002.50
T11	Scott Simpson	70	69	69	68	276/-8	18,000.00	T46	Pat McGowan	68	72	70	75	285/1	2,002.50
T13	Jim Carter	71	69	68	69	277/-7	15,000.00	T46	Rick Pearson	67	67	76	75	285/1	2,002.50
T13	Jeff Sluman	67	71	71	68	277/-7	15,000.00	T46	Duffy Waldorf	71	69	74	71	285/1	2,002.50
T15	Mark Calcavecchia	73	65	70	70	278/-6	13,125.00	T46	Mark Wiebe	70	70	72	73	285/1	2,002.50
T15	Mark Hayes	67	70	69	72	278/-6	13,125.00	T56	Mike Blackburn	70	71	72	73	286/2	1,695.00
T17	Billy Andrade	67	71	72	69	279/-5	10,150.00	T56	Ernie Gonzalez	72	68	74	72	286/2	1,695.00
T17	Rick Fehr	67	73	68	71	279/-5	10,150.00	T56	Corey Pavin	66	70	74	76	286/2	1,695.00
T17	Mike Hulbert	69	68	67	75	279/-5	10,150.00	T56	Kenny Perry	69	69	70	78	286/2	1,695.00
T17	David Peoples	68	72	69	70	279/-5	10,150.00	T56	Brian Tennyson	69	72	72	73	286/2	1,695.00
T17	Denis Watson	70	68	72	69	279/-5	10,150.00	T61	Mark Brooks	71	71	72	73	287/3	1,627.50
T17	Tom Watson	70	70	72	67	279/-5	10,150.00	T61	Davis Love III	70	69	70	78	287/3	1,627.50
T23	John Cook	67	70	73	70	280/-4	6,321.43	T61	Jack Renner	71	68	72	76	287/3	1,627.50
T23	Tom Kite	67	71	70	72	280/-4	6,321.43	T61	Howard Twitty	74	67	72	74	287/3	1,627.50
T23	John Mahaffey	69	71	69	71	280/-4	6,321.43	T65	Jay Don Blake	73	68	72	75	288/4	1,567.50
T23	Jodie Mudd	72	67	70	71	280/-4	6,321.43	T65	Danny Edwards	69	73	71	75	288/4	1,567.50
T23	Nick Price	69	72	68	71	280/-4	6,321.43	T65	Jim Hallet	72	70	76	70	288/4	1,567.50
T23	Clarence Rose	71	69	69	71	280/-4	6,321.43	T65	Steve Lowery	66	68	73	81	288/4	1,567.50
T23	Masashi Jumbo Ozaki	65	75	69	71	280/-4	6,321.42	T69	Fulton Allem	70	72	73	74	289/5	1,515.00
T30	Morris Hatafsky	70	69	69	73	281/-3	4,457.15	T69	Clark Burreghs	70	70	76	73	289/5	1,515.00
T30	Bob Tway	72	68	71	70	281/-3	4,457.15	T69	Tom Pernice, Jr.	72	70	71	76	289/5	1,515.00
T30	Curt Byrum	72	70	70	69	281/-3	4,457.14	T72	Brandel Chamblee	71	71	76	72	290/6	1,447.50
T30	Bruce Lietzke	73	69	68	71	281/-3	4,457.14	T72	Barry Cheesman	70	70	76	74	290/6	1,447.50
T30	Roger Maltbie	70	69	73	69	281/-3	4,457.14	T72	Russ Cochran	69	71	71	79	290/6	1,447.50
T30	Larry Rinker	73	68	67	73	281/-3	4,457.14	T72	Jay Delsing	70	71	73	76	290/6	1,447.50
T30	Scott Verplank	66	70	71	74	281/-3	4,457.14	T72	Aki Ohmachi	69	67	78	76	290/6	1,447.50
T30	Mike Springer - a	69	71	71	70	281/-3		T72	Tim Simpson	70	72	76	72	290/6	1,447.50
T38	Ronnie Black	72	69	70	71	282/-2	3,525.00	T78	T.C. Chen	72	67	77	75	291/7	1,387.50
T38	Lanny Wadkins	70	67	71	74	282/-2	3,525.00	T78	Lennie Clements	71	70	74	76	291/7	1,387.50
T38	Willie Wood	69	70	72	71	282/-2	3,525.00	80	Ray Stewart	71	71	73	77	292/8	1,365.00

## Championship Summaries (cont.)



### 1989 Mark Calcavecchia

The tournament began with near-perfect weather conditions, enabling Steve Pate and Mark Brooks to get into the clubhouse with 4-under 67s before the first round turned cold and windy. Steady showers on Friday flooded some greens and play was suspended with Mark Calcavecchia and Sandy Lyle tied for the lead at 134. Rain delayed the start of the third round until mid-afternoon and the leaders were able to complete only nine holes before darkness suspended play. At that point, Fred Couples had caught and tied Calcavecchia and Lyle for the lead at 169. Sunday morning saw the completion of the third round and Lyle had a two-stroke lead over Calcavecchia. Calcavecchia remained two strokes behind Lyle through the front nine, then birdied holes 10 and 12 and parred the remaining holes to come away as both victor and survivor, fighting off a tremendous field with a 68 to take home the \$180,000 first prize.

### February 2, 3, 4, 5 – Riviera Country Club

Pos	Player	Rd1	Rd2	Rd3	Rd4	Total	Earnings	Pos	Player	Rd1	Rd2	Rd3	Rd4	Total	Earnings
1	Mark Calcavecchia	68	66	70	68	272/-12	\$180,000.00	T39	Steve Elkington	74	71	75	66	286/2	\$3,900.00
2	Sandy Lyle	68	66	68	71	273/-11	108,000.00	T39	Corey Pavin	72	71	73	70	286/2	3,900.00
3	Hale Irwin	70	67	69	68	274/-10	68,000.00	T39	Dan Pohl	72	73	74	67	286/2	3,900.00
T4	Gene Sauers	67	70	72	67	276/-8	41,333.34	T39	Clarence Rose	71	73	71	71	286/2	3,900.00
T4	Phil Blackmar	68	72	67	69	276/-8	41,333.33	T39	Bill Sander	72	71	73	70	286/2	3,900.00
T4	Steve Pate	67	71	68	70	276/-8	41,333.33	T39	Scott Simpson	73	70	71	72	286/2	3,900.00
7	Fred Couples	69	68	69	71	277/-7	33,500.00	T46	David Frost	73	69	72	73	287/3	2,835.00
8	Tom Kite	73	70	66	69	278/-6	31,000.00	T46	Curtis Strange	73	71	68	75	287/3	2,835.00
T9	Ben Crenshaw	70	71	70	69	280/-4	25,000.00	T46	Brian Tennyson	76	69	68	74	287/3	2,835.00
T9	Donnie Hammond	68	73	68	71	280/-4	25,000.00	T46	Willie Wood	71	71	74	71	287/3	2,835.00
T9	Johnny Miller	71	70	70	69	280/-4	25,000.00	T50	Bruce Lietzke	69	70	75	74	288/4	2,377.15
T9	Tom Purtzer	71	66	73	70	280/-4	25,000.00	T50	J.C. Snead	72	70	73	73	288/4	2,377.15
T9	Mike Reid	68	69	73	70	280/-4	25,000.00	T50	Andy Bean	69	75	72	72	288/4	2,377.14
T14	Peter Jacobsen	70	69	72	70	281/-3	18,500.00	T50	Webb Heintzelman	69	74	74	71	288/4	2,377.14
T14	D.A. Weibring	70	72	71	68	281/-3	18,500.00	T50	Lon Hinkle	70	75	74	69	288/4	2,377.14
T16	Fulton Allem	70	71	71	70	282/-2	14,500.00	T50	Lanny Wadkins	72	73	72	71	288/4	2,377.14
T16	Jay Don Blake	71	71	70	70	282/-2	14,500.00	T50	Fuzzy Zoeller	72	69	74	73	288/4	2,377.14
T16	Mark Brooks	67	71	73	71	282/-2	14,500.00	T57	John Adams	74	69	76	70	289/5	2,240.00
T16	Jim Hallet	72	70	70	70	282/-2	14,500.00	T57	Scott Hoch	74	69	72	74	289/5	2,240.00
T16	Mark O'Meara	75	68	70	69	282/-2	14,500.00	T57	Tom Watson	72	70	73	74	289/5	2,240.00
T16	Bobby Wadkins	71	68	73	70	282/-2	14,500.00	T60	Billy Andrade	74	70	73	73	290/6	2,140.00
T22	Nick Faldo	72	68	68	75	283/-1	10,400.00	T60	George Archer	70	75	72	73	290/6	2,140.00
T22	Rocco Mediate	70	71	70	72	283/-1	10,400.00	T60	Jim Benepe	69	75	76	70	290/6	2,140.00
T22	Howard Twitty	68	71	73	71	283/-1	10,400.00	T60	John Cook	74	71	75	70	290/6	2,140.00
T25	Gary Hallberg	71	69	71	73	284/E	7,471.43	T60	Ed Fiori	72	72	76	70	290/6	2,140.00
T25	John Huston	70	70	75	69	284/E	7,471.43	T60	Larry Mize	68	75	72	75	290/6	2,140.00
T25	Andrew Magee	71	71	71	71	284/E	7,471.43	T60	Calvin Peete	71	72	72	75	290/6	2,140.00
T25	Nick Price	73	67	73	71	284/E	7,471.43	T67	Brad Faxon	70	73	76	72	291/7	2,020.00
T25	Tim Simpson	70	75	68	71	284/E	7,471.43	T67	Dick Mast	72	72	76	71	291/7	2,020.00
T25	Craig Stadler	71	67	73	73	284/E	7,471.43	T67	Gil Morgan	71	72	73	75	291/7	2,020.00
T25	Don Reese	72	68	70	74	284/E	7,471.42	T67	David Ogryn	72	71	75	73	291/7	2,020.00
T32	Raymond Floyd	69	75	71	70	285/1	5,414.29	T67	Don Pooley	72	72	76	71	291/7	2,020.00
T32	John Inman	69	76	70	70	285/1	5,414.29	T72	Dan Forsman	71	73	77	71	292/8	1,950.00
T32	Bernhard Langer	70	71	72	72	285/1	5,414.29	T72	Kenny Knox	72	72	75	73	292/8	1,950.00
T32	Hal Sutton	70	73	71	71	285/1	5,414.29	T74	Jodie Mudd	72	73	73	75	293/9	1,910.00
T32	Mark Lye	72	72	74	67	285/1	5,414.28	T74	Bob Tway	71	72	78	72	293/9	1,910.00
T32	Chris Perry	71	69	72	73	285/1	5,414.28	76	Bill Britton	74	70	74	76	294/10	1,880.00
T32	Loren Roberts	69	70	72	74	285/1	5,414.28	77	Dave Eichelberger	69	72	78	77	296/12	1,860.00
T39	Tommy Armour III	71	71	71	73	286/2	3,900.00	78	Shawn McEntee	72	70	82	74	298/14	1,840.00



# Championship Summaries (cont.)



## 1990 Fred Couples

The first round saw Michael Allen, a 31-year-old PGA TOUR rookie, shoot a near-course record 63 to take an early two-stroke lead. He continued to lead the field through 36 holes with a Riviera record 131, 11-under par. Just one back was Rocco Mediate, who shot 67. Saturday's third round saw a course-record-tying 62 by Fred Couples, rocketing him to a two-shot lead over Mediate and Gil Morgan. Sunday saw Couples lose the lead to Morgan at 9. They battled back and fourth until Morgan double-bogeyed 15. Couples birdied 16 and 18 for a final-round 69 and his first title since 1987.

**February 22, 23, 24, 25 – Riviera Country Club**

Pos	Player	Rd1	Rd2	Rd3	Rd4	Total	Earnings
1	Fred Couples	68	67	62	69	266/-18	\$180,000.00
2	Gil Morgan	67	67	65	70	269/-15	108,000.00
T3	Peter Jacobsen	65	69	70	66	270/-14	58,000.00
T3	Rocco Mediate	65	67	67	71	270/-14	58,000.00
T5	Tom Kite	67	70	69	65	271/-13	38,000.00
T5	Hal Sutton	68	67	67	69	271/-13	38,000.00
7	Tony Sills	70	64	70	68	272/-12	33,500.00
T8	Mark Calcavecchia	71	68	69	65	273/-11	28,000.00
T8	John Mahaffey	69	69	67	68	273/-11	28,000.00
T8	Tom Sieckmann	68	68	68	69	273/-11	28,000.00
T8	Craig Stadler	68	66	72	67	273/-11	28,000.00
T12	Michael Allen	63	68	72	71	274/-10	21,000.00
T12	Jay Haas	70	72	63	69	274/-10	21,000.00
T12	Hale Irwin	71	67	64	72	274/-10	21,000.00
T15	Phil Blackmar	71	68	68	68	275/-9	17,000.00
T15	Jim Gallagher, Jr.	70	67	69	69	275/-9	17,000.00
T15	Larry Mize	70	71	66	68	275/-9	17,000.00
T18	Bill Buttner	69	69	70	68	276/-8	12,171.43
T18	Ed Dougherty	71	68	68	69	276/-8	12,171.43
T18	Rick Fehr	67	71	71	67	276/-8	12,171.43
T18	Bill Sander	72	67	71	66	276/-8	12,171.43
T18	Lanny Wadkins	69	68	72	67	276/-8	12,171.43
T18	Fuzzy Zoeller	71	66	69	70	276/-8	12,171.43
T18	Mike Reid	68	67	71	70	276/-8	12,171.42
T25	Ian Baker-Finch	73	68	68	68	277/-7	7,633.34
T25	Lon Hinkle	69	72	67	69	277/-7	7,633.34
T25	Russ Cochran	69	72	66	70	277/-7	7,633.33
T25	Steve Elkington	68	70	69	70	277/-7	7,633.33
T25	John Inman	67	70	70	70	277/-7	7,633.33
T25	Corey Pavin	68	68	68	73	277/-7	7,633.33
31	Larry Nelson	68	71	70	69	278/-6	6,500.00
T32	Andrew Magee	71	70	68	70	279/-5	5,533.34
T32	Billy Mayfair	72	70	67	70	279/-5	5,533.34
T32	Jay Delsing	72	68	71	68	279/-5	5,533.33
T32	Donnie Hammond	70	65	70	74	279/-5	5,533.33
T32	Mark Lye	69	72	70	68	279/-5	5,533.33
T32	Sam Randolph	70	69	68	72	279/-5	5,533.33
T38	Ronnie Black	73	68	64	75	280/-4	4,000.00
T38	Joel Edwards	68	69	70	73	280/-4	4,000.00

Pos	Player	Rd1	Rd2	Rd3	Rd4	Total	Earnings
T38	Buddy Gardner	71	71	71	67	280/-4	\$4,000.00
T38	Jeff Hart	68	70	71	71	280/-4	4,000.00
T38	Jodie Mudd	71	70	67	72	280/-4	4,000.00
T38	Don Pooley	73	69	65	73	280/-4	4,000.00
T38	Scott Verplank	68	71	70	71	280/-4	4,000.00
T38	Bobby Wadkins	70	69	70	71	280/-4	4,000.00
T46	Scott Bentley	72	67	69	73	281/-3	2,720.00
T46	Jim Carter	69	71	71	70	281/-3	2,720.00
T46	Mike Donald	71	70	66	74	281/-3	2,720.00
T46	Steve Pate	69	69	72	71	281/-3	2,720.00
T46	Tom Purtzer	70	68	68	75	281/-3	2,720.00
T46	Ray Stewart	72	70	68	71	281/-3	2,720.00
T52	Nolan Henke	69	70	75	68	282/-2	2,345.00
T52	Lee Janzen	72	66	72	72	282/-2	2,345.00
T52	Ted Schulz	72	67	75	68	282/-2	2,345.00
T52	Mike Smith	72	69	70	71	282/-2	2,345.00
T56	Fulton Allem	70	72	70	71	283/-1	2,230.00
T56	Clark Burroughs	69	70	71	73	283/-1	2,230.00
T56	Pat McGowan	71	70	68	74	283/-1	2,230.00
T56	Peter Persons	68	69	67	79	283/-1	2,230.00
T56	Larry Rinker	69	69	71	74	283/-1	2,230.00
T56	Stan Utley	71	71	69	72	283/-1	2,230.00
T62	Billy Andrade	73	68	72	71	284/E	2,130.00
T62	Tommy Armour III	68	72	74	70	284/E	2,130.00
T62	Tom Byrum	67	74	69	74	284/E	2,130.00
T62	Ben Crenshaw	70	72	73	69	284/E	2,130.00
66	Pat Fitzsimons	66	76	67	76	285/1	2,080.00
T67	Dennis Harrington	74	68	74	70	286/2	2,040.00
T67	Jerry Pate	70	71	74	71	286/2	2,040.00
T67	David Peoples	70	70	71	75	286/2	2,040.00
T70	Aki Ohmachi	69	71	76	71	287/3	1,980.00
T70	Leonard Thompson	73	69	71	74	287/3	1,980.00
T70	Bob Tway	68	71	73	75	287/3	1,980.00
T73	Bill Porter	70	72	74	72	288/4	1,930.00
T73	Dave Stockton	68	73	74	73	288/4	1,930.00
T75	Ray Barr, Jr.	69	73	70	77	289/5	1,890.00
T75	Greg Bruckner	70	71	75	73	289/5	1,890.00
77	Grant Waite	71	68	77	74	290/6	1,860.00

## Championship Summaries (cont.)



### 1991 Ted Schulz

Andrew Magee opened Thursday with a course-record 28 on the front nine and a 66 for the day, one stroke behind leaders Wayne Grady and Larry Nelson. Round two saw Bruce Lietzke's 63 give him a two-stroke lead over Davis Love III (65), Ted Schulz (66), Magee and Jeff Sluman. Ben Crenshaw had a hole in one at 14. Saturday saw Sluman catch Lietzke with a 68. They held a one-stroke lead on Love and Schulz. Round four was a see-saw battle, and when Lietzke and Sluman missed birdie putts at 18, Schulz emerged as the victor in a dramatic finish.

**February 21, 22, 23, 24 – Riviera Country Club**

Pos	Player	Rd1	Rd2	Rd3	Rd4	Total	Earnings	Pos	Player	Rd1	Rd2	Rd3	Rd4	Total	Earnings
1	Ted Schulz	69	66	69	68	272/-12	\$180,000.00	T36	Mark Brooks	67	71	69	75	282/-2	\$4,916.66
2	Jeff Sluman	66	69	68	70	273/-11	108,000.00	T39	Steve Pate	66	74	73	70	283/-1	4,200.00
T3	Bruce Lietzke	70	63	70	71	274/-10	52,000.00	T39	Dave Rummells	71	72	70	70	283/-1	4,200.00
T3	Davis Love III	70	65	69	70	274/-10	52,000.00	T39	Ray Stewart	71	71	69	72	283/-1	4,200.00
T3	Craig Stadler	66	71	71	66	274/-10	52,000.00	T39	Lanny Wadkins	71	70	71	71	283/-1	4,200.00
T6	Rocco Mediate	70	69	66	70	275/-9	33,500.00	T43	Jay Don Blake	74	69	71	70	284/E	2,870.91
T6	Sam Randolph	72	65	69	69	275/-9	33,500.00	T43	Buddy Gardner	72	71	68	73	284/E	2,870.91
T6	Scott Simpson	71	68	67	69	275/-9	33,500.00	T43	John Inman	71	69	72	72	284/E	2,870.91
T9	Rick Fehr	68	69	71	68	276/-8	27,000.00	T43	Pat McGowan	69	72	70	73	284/E	2,870.91
T9	Andrew Magee	66	69	70	71	276/-8	27,000.00	T43	Larry Nelson	65	71	76	72	284/E	2,870.91
T9	Duffy Waldorf	66	72	72	66	276/-8	27,000.00	T43	Chris Perry	71	71	71	71	284/E	2,870.91
T12	Fred Couples	67	70	68	72	277/-7	19,600.00	T43	Dan Pohl	73	69	71	71	284/E	2,870.91
T12	David Frost	67	69	69	72	277/-7	19,600.00	T43	Dillard Pruitt	73	69	70	72	284/E	2,870.91
T12	Bob Gilder	70	72	67	68	277/-7	19,600.00	T43	Mike Reid	70	71	71	72	284/E	2,870.91
T12	Donnie Hammond	71	68	67	71	277/-7	19,600.00	T43	Greg Twiggs	70	71	71	72	284/E	2,870.91
T12	Tom Kite	70	68	70	69	277/-7	19,600.00	T43	Brad Bell	70	71	74	69	284/E	2,870.90
T17	Ronnie Black	69	71	72	66	278/-6	15,000.00	T54	Tom Byrum	68	74	69	74	285/1	2,270.00
T17	Bob Estes	71	71	68	68	278/-6	15,000.00	T54	Jim Gallagher, Jr.	72	71	74	68	285/1	2,270.00
T17	Bobby Wadkins	71	71	68	68	278/-6	15,000.00	T54	Larry Mize	72	71	72	70	285/1	2,270.00
T20	Keith Clearwater	72	69	67	71	279/-5	11,650.00	T54	Bill Sander	67	74	73	71	285/1	2,270.00
T20	Steve Jones	72	68	68	71	279/-5	11,650.00	T54	Nobuo Serizawa	68	71	71	75	285/1	2,270.00
T20	Mike Springer	70	66	72	71	279/-5	11,650.00	T54	Richard Zokol	70	72	70	73	285/1	2,270.00
T20	Bob Wolcott	72	71	67	69	279/-5	11,650.00	T60	Dudley Hart	72	66	74	74	286/2	2,180.00
T24	Ian Baker-Finch	68	75	68	69	280/-4	8,100.00	T60	Hale Irwin	67	71	78	70	286/2	2,180.00
T24	Mark Calcavecchia	70	69	71	70	280/-4	8,100.00	T60	Howard Twitty	72	69	73	72	286/2	2,180.00
T24	Ben Crenshaw	69	68	72	71	280/-4	8,100.00	T63	John Burckle	71	72	74	70	287/3	2,100.00
T24	Clark Dennis	73	66	70	71	280/-4	8,100.00	T63	Ed Dougherty	71	70	76	70	287/3	2,100.00
T24	Corey Pavin	69	70	69	72	280/-4	8,100.00	T63	Yoshinori Kaneko	68	75	70	74	287/3	2,100.00
T24	Jim Woodward	72	70	70	68	280/-4	8,100.00	T63	Nick Price	72	71	71	73	287/3	2,100.00
T30	Greg Bruckner	71	70	72	68	281/-3	6,075.00	T63	Tom Sieckmann	73	70	73	71	287/3	2,100.00
T30	Wayne Grady	65	75	69	72	281/-3	6,075.00	68	Mac O'Grady	70	72	72	75	289/5	2,040.00
T30	Gary Hallberg	68	72	68	73	281/-3	6,075.00	69	Trevor Dodds	73	69	69	79	290/6	2,020.00
T30	Mark Lye	70	71	69	71	281/-3	6,075.00	T70	David Edwards	71	67	75	78	291/7	1,990.00
T30	Gil Morgan	67	71	72	71	281/-3	6,075.00	T70	Roger Maltbie	72	71	75	73	291/7	1,990.00
T30	Tom Purtzer	69	70	71	71	281/-3	6,075.00	72	David Sutherland	73	70	76	73	292/8	1,960.00
T36	Chip Beck	67	71	70	74	282/-2	4,916.67	73	Scott Gump	70	73	75	76	294/10	1,940.00
T36	John Cook	69	70	70	73	282/-2	4,916.67	74	Fulton Allem	70	73	74	80	297/13	1,920.00

## Championship Summaries (cont.)



### 1992 Fred Couples

Los Angeles golf fans' adopted hero, Fred Couples, fought off a great field, defeating Davis Love III in a playoff to capture his second Nissan Open in three years at Riviera. The 1991 PGA TOUR Player of the Year made an 8-foot birdie putt on the second playoff hole to defeat Love, who had led the tournament by as many as four strokes midway through the third round. Going into the final round, Couples, paired with Love and Tom Sieckmann, promptly knocked his first drive of the day out of bounds and wound up with a double-bogey seven. He rebounded, however, with a birdie on the difficult par-4, 460-yard second hole and played steady golf the rest of the round. Eventually, Sieckmann (75) and Mediate (70) faded while Jay Haas and Yoshinori Kaneko shot 65s to post a score of 270, 14-under.

**February 27, 28, 29, March 1 – Riviera Country Club**

Pos	Player	Rd1	Rd2	Rd3	Rd4	Total	Earnings	Pos	Player	Rd1	Rd2	Rd3	Rd4	Total	Earnings
1	Fred Couples	68	67	64	70	269/-15	\$180,000.00	T39	Ed Dougherty	71	69	68	72	280/-4	\$3,512.73
2	Davis Love III	67	63	70	69	269/-15	108,000.00	T39	Bob Estes	68	68	73	71	280/-4	3,512.73
T3	Jay Haas	67	69	69	65	270/-14	58,000.00	T39	Steve Lamontagne	72	69	69	70	280/-4	3,512.73
T3	Yoshinori Kaneko	69	69	67	65	270/-14	58,000.00	T39	Tom Lehman	72	68	68	72	280/-4	3,512.73
5	Rocco Mediate	67	68	66	70	271/-13	40,000.00	T39	Mike Springer	70	70	71	69	280/-4	3,512.73
6	Sandy Lyle	67	67	66	72	272/-12	36,000.00	T39	Duffy Waldorf	75	66	69	70	280/-4	3,512.73
7	Doug Martin	68	68	69	68	273/-11	33,500.00	T39	Jim Woodward	73	66	72	69	280/-4	3,512.73
T8	John Daly	68	70	70	66	274/-10	28,000.00	T39	Mark Brooks	68	71	73	68	280/-4	3,512.72
T8	Steve Elkington	70	70	68	66	274/-10	28,000.00	T39	Dan Pohl	69	69	69	73	280/-4	3,512.72
T8	Mark McCumber	68	70	69	67	274/-10	28,000.00	T39	Larry Rinker	69	71	68	72	280/-4	3,512.72
T8	Scott Simpson	70	67	70	67	274/-10	28,000.00	T50	Mark Calcavecchia	69	71	71	70	281/-3	2,362.50
T12	Chip Beck	69	69	66	71	275/-9	19,600.00	T50	Rick Fehr	69	72	71	69	281/-3	2,362.50
T12	Keith Clearwater	65	71	68	71	275/-9	19,600.00	T50	Jim Gallagher, Jr.	69	71	71	70	281/-3	2,362.50
T12	David Edwards	70	69	67	69	275/-9	19,600.00	T50	Jim McGovern	69	70	70	72	281/-3	2,362.50
T12	Tom Sieckmann	66	68	66	75	275/-9	19,600.00	T50	Corey Pavin	71	68	71	71	281/-3	2,362.50
T12	Mark Wiebe	68	70	70	67	275/-9	19,600.00	T50	Peter Persons	68	73	67	73	281/-3	2,362.50
T17	Kelly Gibson	69	69	68	70	276/-8	14,000.00	T50	John Ross	68	72	69	72	281/-3	2,362.50
T17	Tom Kite	68	70	70	68	276/-8	14,000.00	T50	Richard Zokol	69	71	72	69	281/-3	2,362.50
T17	Larry Mize	69	70	67	70	276/-8	14,000.00	T58	Bruce Fleisher	69	72	69	72	282/-2	2,210.00
T17	Mark O'Meara	70	71	66	69	276/-8	14,000.00	T58	Buddy Gardner	65	75	67	75	282/-2	2,210.00
T17	David Peoples	69	69	67	71	276/-8	14,000.00	T58	Jim Hallet	70	71	71	70	282/-2	2,210.00
T22	Billy Andrade	69	69	68	71	277/-7	9,600.00	T58	Steve Pate	67	73	71	71	282/-2	2,210.00
T22	Jay Delsing	68	72	68	69	277/-7	9,600.00	T62	Michael Allen	69	70	75	69	283/-1	2,150.00
T22	Billy Mayfair	68	70	69	70	277/-7	9,600.00	T62	Tom Weiskopf	67	70	74	72	283/-1	2,150.00
T22	Doug Tewell	65	72	67	73	277/-7	9,600.00	T64	Ronnie Black	70	70	70	74	284/E	2,090.00
T22	Chris Tucker	65	71	71	70	277/-7	9,600.00	T64	Mark Carnevale	65	75	72	72	284/E	2,090.00
T27	Patrick Burke	69	69	70	70	278/-6	7,100.00	T64	Dave Peege	71	66	73	74	284/E	2,090.00
T27	Gary Hallberg	70	70	70	68	278/-6	7,100.00	T64	Bill Sander	68	72	70	74	284/E	2,090.00
T27	Wayne Levi	64	73	73	68	278/-6	7,100.00	T68	Mac O'Grady	73	68	72	72	285/1	2,030.00
T27	Jodie Mudd	72	67	71	68	278/-6	7,100.00	T68	Joey Sindelar	72	69	66	78	285/1	2,030.00
T27	Tim Simpson	67	71	70	70	278/-6	7,100.00	70	Tommy Armour III	72	69	72	73	286/2	2,000.00
T32	Ben Crenshaw	71	70	67	71	279/-5	5,414.29	T71	Brad Fabel	70	71	74	72	287/3	1,960.00
T32	Aki Ohmachi	70	70	69	70	279/-5	5,414.29	T71	Morris Hatalsky	71	68	75	73	287/3	1,960.00
T32	Jeff Sluman	71	70	69	69	279/-5	5,414.29	T71	Greg Leshner	72	69	74	72	287/3	1,960.00
T32	Craig Stadler	69	71	69	70	279/-5	5,414.29	74	John Inman	75	66	72	75	288/4	1,920.00
T32	John Cook	67	70	70	72	279/-5	5,414.28	T75	Michael Cunning	69	69	70	81	289/5	1,890.00
T32	Wayne Grady	71	69	71	68	279/-5	5,414.28	T75	Brad Faxon	74	64	74	77	289/5	1,890.00
T32	Neal Lancaster	71	70	70	68	279/-5	5,414.28	T77	Mitch Adcock	69	72	78	74	293/9	1,850.00
T39	Lennie Clements	71	68	69	72	280/-4	3,512.73	T77	Brian Claar	71	70	79	73	293/9	1,850.00

*Note: Couples beat Love with a birdie on the second playoff hole.*

## Championship Summaries (cont.)




### 1993 Tom Kite

Rain and windy conditions made the course play longer and tougher than usual in 1993. Just 22 players in the 144-man field broke par in the first round. Enthusiastic crowds and a fantastic finish highlighted Tom Kite's victory. Kite, golf's all-time leader money winner at the time, broke from a large pack of leaders on the back nine with five birdies on the final seven holes. A finishing score of 67 was enough to hold off defending champion Fred Couples by three strokes. The tournament was shortened to 54 holes for the first time in history when heavy rains washed out Friday's round. Saturday brought blue skies with Couples moving into a four-way tie for the lead with a 67. Joining him at a 4-under-par 138 were Payne Stewart (66), Marco Dawson (67) and Donnie Hammond (69). Seven players, including Kite (66), stood one back at 139 and a total of 27 players were within three strokes of the lead.

**February 25, 26, 27, 28 – Riviera Country Club**

Pos	Player	Rd1	Rd2	Rd3	Rd4	Total	Earnings	Pos	Player	Rd1	Rd2	Rd3	Rd4	Total	Earnings
1	Tom Kite	73	66	67		206/-7	\$180,000.00	T37	Billy Mayfair	73	71	71		215/2	\$4,200.00
T2	Dave Barr	71	72	66		209/-4	66,000.00	T37	David Peoples	71	72	72		215/2	4,200.00
T2	Fred Couples	71	67	71		209/-4	66,000.00	T37	Mark Wiebe	70	73	72		215/2	4,200.00
T2	Donnie Hammond	69	69	71		209/-4	66,000.00	T37	Jim Woodward	71	73	71		215/2	4,200.00
T2	Payne Stewart	72	66	71		209/-4	66,000.00	T45	Fulton Allem	73	70	73		216/3	2,580.00
T6	Paul Azinger	72	68	70		210/-3	28,187.50	T45	Barry Cheesman	73	71	72		216/3	2,580.00
T6	Jay Don Blake	67	72	71		210/-3	28,187.50	T45	Jay Haas	70	74	72		216/3	2,580.00
T6	Rick Fehr	72	67	71		210/-3	28,187.50	T45	Brian Kamm	72	72	72		216/3	2,580.00
T6	Peter Jacobsen	73	68	69		210/-3	28,187.50	T45	Yoshinori Kaneko	73	71	72		216/3	2,580.00
T6	Jeff Maggert	71	73	66		210/-3	28,187.50	T45	Steve Pate	70	73	73		216/3	2,580.00
T6	Jodie Mudd	71	68	71		210/-3	28,187.50	T45	Tad Rhyan	71	72	73		216/3	2,580.00
T6	Greg Twigg	72	67	71		210/-3	28,187.50	T45	Marty Schiene	72	73	71		216/3	2,580.00
T6	Howard Twitty	70	72	68		210/-3	28,187.50	T45	Tom Sieckmann	73	72	71		216/3	2,580.00
T14	Ben Crenshaw	72	69	70		211/-2	17,000.00	T45	Scott Simpson	68	75	73		216/3	2,580.00
T14	Lee Janzen	68	73	70		211/-2	17,000.00	T45	Jeff Sluman	68	75	73		216/3	2,580.00
T14	Steve Lowery	71	72	68		211/-2	17,000.00	T45	Hal Sutton	68	75	73		216/3	2,580.00
T14	Mark McCumber	71	70	70		211/-2	17,000.00	T45	Grant Waite	71	71	74		216/3	2,580.00
T14	Tom Purtzer	73	70	68		211/-2	17,000.00	T58	Russell Beiersdorf	67	75	75		217/4	2,170.00
T19	Chip Beck	70	71	71		212/-1	11,285.72	T58	Bob Gilder	76	69	72		217/4	2,170.00
T19	Trevor Dodds	73	70	69		212/-1	11,285.72	T58	Gene Jones	71	73	73		217/4	2,170.00
T19	Hale Irwin	72	69	71		212/-1	11,285.72	T58	Neal Lancaster	73	72	72		217/4	2,170.00
T19	Jeff Cook	71	68	73		212/-1	11,285.71	T58	John Mahaffey	69	74	74		217/4	2,170.00
T19	Marco Dawson	71	67	74		212/-1	11,285.71	T58	Rocco Mediate	71	71	75		217/4	2,170.00
T19	Jim McGovern	67	72	73		212/-1	11,285.71	T58	Gil Morgan	73	70	74		217/4	2,170.00
T19	Phil Mickelson	70	71	71		212/-1	11,285.71	T58	Dillard Pruitt	71	70	76		217/4	2,170.00
T26	Keith Clearwater	73	69	71		213/E	7,400.00	T66	Ronnie Black	68	74	76		218/5	2,010.00
T26	John Daly	70	71	72		213/E	7,400.00	T66	Carl Cooper	74	67	77		218/5	2,010.00
T26	David Edwards	73	72	68		213/E	7,400.00	T66	Bob Estes	75	70	73		218/5	2,010.00
T26	Kelly Gibson	68	76	69		213/E	7,400.00	T66	Robin Freeman	72	72	74		218/5	2,010.00
T26	Ted Tryba	71	71	71		213/E	7,400.00	T66	Mike Hulbert	71	74	73		218/5	2,010.00
T31	Michael Allen	72	68	74		214/1	5,800.00	T66	Hiroshi Makino	74	70	74		218/5	2,010.00
T31	T.C. Chen	71	72	71		214/1	5,800.00	T66	Perry Moss	73	70	75		218/5	2,010.00
T31	Rick Dalpos	71	71	72		214/1	5,800.00	T66	David Ogrin	73	69	76		218/5	2,010.00
T31	Jim Hallet	71	71	72		214/1	5,800.00	T74	Brian Henninger	71	73	75		219/6	1,910.00
T31	Dan Pohl	73	69	72		214/1	5,800.00	T74	Dennis Trixler	72	73	74		219/6	1,910.00
T31	Bob Tway	73	68	73		214/1	5,800.00	76	John Flannery	71	72	77		220/7	1,880.00
T37	Lennie Clements	71	74	70		215/2	4,200.00	77	Tommy Armour III	70	71	80		221/8	1,860.00
T37	Paul Goydos	72	69	74		215/2	4,200.00	78	Jeff Woodland	69	74	80		223/10	1,840.00
T37	Scott Gump	70	73	72		215/2	4,200.00	79	John Inman	74	71	79		224/11	1,820.00
T37	Steve Lamontagne	72	69	74		215/2	4,200.00								

# Championship Summaries (cont.)



## 1994 Corey Pavin


On the final day, a record crowd of 53,009 filled the natural amphitheater surrounding the 18th green cheering each change in the leader board as they waited for the dueling leaders to approach. The turning point occurred as Couples three-putted the par 3 14th hole. Pavin followed on 16 by sinking a 25-foot putt from the collar of the green to open his lead to two strokes. Pavin kept the pressure up on 17 by landing his third shot 12 feet from the hole. As each player approached 18, Pavin sensed it was over. Both players parred the hole and Pavin notched his first TOUR victory since 1992.

**February 10, 11, 12, 13 – Riviera Country Club**

Pos	Player	Rd1	Rd2	Rd3	Rd4	Total	Earnings
1	Corey Pavin	67	64	72	68	271/-13	\$180,000.00
2	Fred Couples	67	67	68	71	273/-11	108,000.00
3	Chip Beck	66	71	72	68	277/-7	68,000.00
4	Brad Faxon	70	71	68	69	278/-6	48,000.00
5	David Frost	67	74	71	67	279/-5	40,000.00
T6	Peter Jacobsen	69	71	68	72	280/-4	34,750.00
T6	Tom Watson	69	71	71	69	280/-4	34,750.00
T8	Lennie Clements	68	74	68	71	281/-3	28,000.00
T8	Jay Delsing	67	72	69	73	281/-3	28,000.00
T8	Craig Stadler	68	69	71	73	281/-3	28,000.00
T8	Kirk Triplett	68	76	69	68	281/-3	28,000.00
T12	Mike Hulbert	70	71	70	71	282/-2	21,000.00
T12	Tom Purtzer	64	74	74	70	282/-2	21,000.00
T12	Fuzzy Zoeller	67	73	72	70	282/-2	21,000.00
T15	Donnie Hammond	69	74	72	68	283/-1	16,000.00
T15	Tom Lehman	69	73	73	68	283/-1	16,000.00
T15	Mark O'Meara	69	73	70	71	283/-1	16,000.00
T15	Jeff Sluman	72	70	71	70	283/-1	16,000.00
T15	Mike Springer	69	70	74	70	283/-1	16,000.00
T20	Scott Hoch	69	73	72	70	284/E	10,428.57
T20	Robin Freeman	71	68	71	74	284/E	10,428.57
T20	Paul Goydos	69	73	69	73	284/E	10,428.57
T20	Blaine McCallister	70	76	70	68	284/E	10,428.57
T20	Kiyoshi Murota	69	67	73	75	284/E	10,428.57
T20	Jesper Parnevik	66	73	72	73	284/E	10,428.57
T20	Mike Reid	71	73	68	72	284/E	10,428.57
T27	Michael Allen	68	76	71	70	285/1	6,245.46
T27	Brian Claar	72	72	71	70	285/1	6,245.46
T27	Phil Mickelson	70	73	73	69	285/1	6,245.46
T27	Scott Verplank	71	74	70	70	285/1	6,245.46
T27	Duffy Waldorf	70	71	74	70	285/1	6,245.46
T27	Tom Kite	72	72	71	70	285/1	6,245.45
T27	Joe Ozaki	72	71	68	74	285/1	6,245.45
T27	Dan Pohl	73	72	71	69	285/1	6,245.45
T27	Larry Rinker	70	71	73	71	285/1	6,245.45
T27	Hal Sutton	71	68	70	76	285/1	6,245.45
T27	Jim Woodward	71	75	71	68	285/1	6,245.45
T38	Steve Lowery	73	72	69	72	286/2	4,600.00

Pos	Player	Rd1	Rd2	Rd3	Rd4	Total	Earnings
T38	Vijay Singh	72	71	73	70	286/2	\$4,600.00
T40	Bob Estes	72	72	72	71	287/3	3,800.00
T40	Bruce Lietzke	71	75	69	72	287/3	3,800.00
T40	Dick Mast	71	73	70	73	287/3	3,800.00
T40	Larry Mize	70	74	72	71	287/3	3,800.00
T40	Yoshinori Mizumaki	72	72	77	66	287/3	3,800.00
T40	Richard Zokol	69	75	71	72	287/3	3,800.00
T46	Ronnie Black	70	74	72	72	288/4	3,000.00
T46	Nolan Henke	67	73	74	74	288/4	3,000.00
T48	Jim Furyk	70	76	75	68	289/5	2,620.00
T48	Greg Kraft	71	72	75	71	289/5	2,620.00
T48	David Peoples	70	76	72	71	289/5	2,620.00
T51	Ben Crenshaw	71	73	72	74	290/6	2,353.34
T51	Brian Kamm	74	68	75	73	290/6	2,353.34
T51	Phil Blackmar	69	73	78	70	290/6	2,353.33
T51	Gene Sauers	71	73	74	72	290/6	2,353.33
T51	Ted Schulz	70	74	74	72	290/6	2,353.33
T51	Jeff Woodland	68	76	75	71	290/6	2,353.33
T57	Billy Andrade	71	72	73	75	291/7	2,230.00
T57	Bob Burns	73	73	71	74	291/7	2,230.00
T57	Gary Hallberg	71	74	72	74	291/7	2,230.00
T57	Jim McGovern	69	76	75	71	291/7	2,230.00
T61	Neal Lancaster	68	75	74	75	292/8	2,140.00
T61	Steve Pate	71	73	75	73	292/8	2,140.00
T61	Mike Standly	70	74	78	70	292/8	2,140.00
T61	Dave Stockton, Jr.	70	75	73	74	292/8	2,140.00
T61	Willie Wood	70	74	75	73	292/8	2,140.00
T66	Jeff Maggert	72	74	72	75	293/9	2,070.00
T66	Payne Stewart	70	74	74	75	293/9	2,070.00
T68	Mark Carnevale	74	72	76	72	294/10	2,010.00
T68	David Edwards	70	71	73	80	294/10	2,010.00
T68	Bruce Fleisher	73	71	76	74	294/10	2,010.00
T68	Joey Rasset	69	75	74	76	294/10	2,010.00
72	Brandel Chamblee	70	76	75	74	295/11	1,960.00
T73	Robert Gamez	70	72	75	81	298/14	1,930.00
T73	Tim Simpson	73	73	76	76	298/14	1,930.00
75	Ty Armstrong	72	73	76	81	302/18	1,900.00

## Championship Summaries (cont.)




### 1995 Corey Pavin

Although they went head to head for the first five holes, this year's finale was not a repeat of last year's duel between Pavin and Couples. Pavin pulled ahead for good with a 12-foot birdie putt on the par-3 sixth. He had a two-stroke lead after nine holes and birdied the 10th to open it up to three. Kenny Perry finished himself off for good on hole 13, with a long, out-of-bounds drive into the rough and made a double bogey. Pavin's closing round of 67 gave him a 16-under 268 total. Pavin became the fifth player in Northern Trust Open history to win back-to-back titles.

**February 23, 24, 25, 26 – Riviera Country Club**

Pos	Player	Rd1	Rd2	Rd3	Rd4	Total	Earnings	Pos	Player	Rd1	Rd2	Rd3	Rd4	Total	Earnings
1	Corey Pavin	67	66	68	67	268/-16	\$216,000.00	T41	Mark Calcavecchia	73	69	72	68	282/-2	\$4,440.00
T2	Jay Don Blake	69	67	66	69	271/-13	105,600.00	T41	John Daly	67	69	71	75	282/-2	4,440.00
T2	Kenny Perry	70	62	68	71	271/-13	105,600.00	T41	David Edwards	70	72	71	69	282/-2	4,440.00
T4	Scott Simpson	70	66	68	68	272/-12	52,800.00	T41	Tom Kite	71	67	74	70	282/-2	4,440.00
T4	Craig Stadler	67	68	67	70	272/-12	52,800.00	T41	Bobby Wadkins	71	71	69	71	282/-2	4,440.00
6	Jodie Mudd	66	71	69	67	273/-11	43,200.00	T46	Patrick Burke	70	73	69	71	283/-1	3,264.00
T7	Jay Haas	69	70	68	67	274/-10	38,700.00	T46	Dudley Hart	73	68	69	73	283/-1	3,264.00
T7	Lanny Wadkins	67	72	66	69	274/-10	38,700.00	T46	Lee Janzen	77	66	67	73	283/-1	3,264.00
T9	Ronnie Black	72	68	66	70	276/-8	30,000.00	T46	Skip Kendall	73	67	72	71	283/-1	3,264.00
T9	Jim Furyk	67	74	65	70	276/-8	30,000.00	T46	Bruce Vaughan	71	69	72	71	283/-1	3,264.00
T9	Mike Hulbert	71	66	68	71	276/-8	30,000.00	T46	Duffy Waldorf	71	72	70	70	283/-1	3,264.00
T9	Brian Kamm	67	74	67	68	276/-8	30,000.00	T52	Jim Carter	68	73	70	73	284/E	2,784.00
T9	Mike Reid	69	69	69	69	276/-8	30,000.00	T52	Brad Faxon	67	75	68	74	284/E	2,784.00
T14	Guy Boros	73	70	65	69	277/-7	20,400.00	T52	Rick Fehr	72	71	71	70	284/E	2,784.00
T14	Steve Elkington	68	72	68	69	277/-7	20,400.00	T52	Justin Leonard	69	70	74	71	284/E	2,784.00
T14	Bob Estes	68	66	70	73	277/-7	20,400.00	T52	Scott McCarron	70	69	73	72	284/E	2,784.00
T14	Steve Lowery	69	70	68	70	277/-7	20,400.00	T52	Tony Sills	73	70	68	73	284/E	2,784.00
T14	Jeff Sluman	72	67	69	69	277/-7	20,400.00	T58	Robin Freeman	69	72	71	73	285/1	2,664.00
T19	Fred Couples	69	69	68	72	278/-6	15,060.00	T58	Doug Martin	73	67	71	74	285/1	2,664.00
T19	David Feherty	69	68	72	69	278/-6	15,060.00	T58	Mark Wiebe	69	72	73	71	285/1	2,664.00
T19	Blaine McCallister	72	70	69	67	278/-6	15,060.00	T61	Tommy Armour III	73	69	73	71	286/2	2,592.00
T19	Bob Tway	70	72	69	67	278/-6	15,060.00	T61	Brian Claar	71	71	73	71	286/2	2,592.00
T23	Lennie Clements	71	70	68	70	279/-5	12,000.00	T61	Ben Crenshaw	71	71	71	73	286/2	2,592.00
T23	Scott Hoch	70	69	69	71	279/-5	12,000.00	T64	Kelly Gibson	72	66	79	70	287/3	2,532.00
T25	Emlyn Aubrey	70	69	72	69	280/-4	8,406.00	T64	Tray Tyner	72	71	73	71	287/3	2,532.00
T25	Brandel Chamblee	70	72	71	67	280/-4	8,406.00	T66	Hale Irwin	69	72	76	71	288/4	2,448.00
T25	Keith Clearwater	70	73	69	68	280/-4	8,406.00	T66	Steve Pate	68	72	73	75	288/4	2,448.00
T25	Jerry Haas	71	70	71	68	280/-4	8,406.00	T66	Paul Stankowski	71	72	73	72	288/4	2,448.00
T25	Donnie Hammond	68	73	70	69	280/-4	8,406.00	T66	Dave Stockton, Jr.	73	70	73	72	288/4	2,448.00
T25	Mike Heinen	70	72	71	67	280/-4	8,406.00	T66	D.A. Weibring	68	70	77	73	288/4	2,448.00
T25	Dennis Paulson	70	73	69	68	280/-4	8,406.00	T71	Marco Dawson	71	72	74	72	289/5	2,328.00
T25	Don Pooley	72	68	71	69	280/-4	8,406.00	T71	Glen Day	72	69	74	74	289/5	2,328.00
T25	Kirk Triplett	71	69	70	70	280/-4	8,406.00	T71	J.P. Hayes	71	71	72	75	289/5	2,328.00
T25	Omar Uresti	68	72	67	73	280/-4	8,406.00	T71	Tim Loustalot	69	72	72	76	289/5	2,328.00
T35	Peter Jacobsen	69	71	69	72	281/-3	5,790.00	T71	Kazuhiro Takami	72	71	72	74	289/5	2,328.00
T35	Davis Love III	69	74	68	70	281/-3	5,790.00	76	Bill Porter	71	72	75	72	290/6	2,256.00
T35	Billy Mayfair	66	72	68	75	281/-3	5,790.00	77	Kevin Burton	74	69	76	72	291/7	2,232.00
T35	Dan Pohl	70	67	70	74	281/-3	5,790.00	T78	Jeff Leonard	71	72	74	77	294/10	2,196.00
T35	Scott Verplank	74	67	70	70	281/-3	5,790.00	T78	Mike Standly	69	74	80	71	294/10	2,196.00
T35	John Wilson	72	70	71	68	281/-3	5,790.00								

# Championship Summaries (cont.)



## 1996 Craig Stadler

Craig Stadler began the tournament tied at 67 with Steve Elkington, the winner of the 1995 PGA Championship at Riviera, and Robert Wrenn. After Friday's 70, Stadler found himself one stroke behind Wrenn. However, Saturday's round of 73 put Stadler farther back in the field, tied with Fred Couples and Steve Elkington, four strokes back of the leader Neal Lancaster, who shot a 65, the second-best round of the tournament. That set the stage for Sunday. Stadler, after losing his putter earlier in the week, went out with a 5-under-par 30 on the front nine to go 8-under for the tournament. However, down the stretch, Stadler bogeyed the 15th and 16th. After paring the 17th, he just missed a birdie putt on the 18th to finish at 278, 6-under par.

### February 22, 23, 24, 25 – Riviera Country Club

Pos	Player	Rd1	Rd2	Rd3	Rd4	Total	Earnings
1	Craig Stadler	67	70	73	68	278/-6	\$216,000.00
T2	Mark Brooks	74	69	72	64	279/-5	79,200.00
T2	Fred Couples	69	70	71	69	279/-5	79,200.00
T2	Scott Simpson	68	70	70	71	279/-5	79,200.00
T2	Mark Wiebe	70	70	68	71	279/-5	79,200.00
T6	Kelly Gibson	70	69	71	70	280/-4	38,850.00
T6	Tom Lehman	70	70	68	72	280/-4	38,850.00
T6	Hugh Royer III	71	70	73	66	280/-4	38,850.00
T6	Lanny Wadkins	69	70	69	72	280/-4	38,850.00
T10	Steve Elkington	67	70	73	71	281/-3	28,800.00
T10	Peter Jacobsen	71	72	66	72	281/-3	28,800.00
T10	Bob Tway	71	68	69	73	281/-3	28,800.00
T10	Omar Uresti	71	72	69	69	281/-3	28,800.00
T14	Jay Don Blake	70	71	69	72	282/-2	22,200.00
T14	Sean Murphy	71	70	70	71	282/-2	22,200.00
16	Neal Lancaster	73	68	65	77	283/-1	20,400.00
T17	John Daly	73	70	72	69	284/E	17,400.00
T17	Billy Mayfair	73	67	72	72	284/E	17,400.00
T17	Corey Pavin	71	71	71	71	284/E	17,400.00
T17	Don Pooley	70	71	67	76	284/E	17,400.00
T21	Patrick Burke	73	70	72	70	285/1	12,480.00
T21	Brad Fabel	70	72	71	72	285/1	12,480.00
T21	Bob Lohr	72	71	72	70	285/1	12,480.00
T21	Gil Morgan	71	73	72	69	285/1	12,480.00
T21	Kevin Sutherland	75	66	72	72	285/1	12,480.00
T26	Phil Blackmar	72	69	72	73	286/2	8,340.00
T26	Brandel Chamblee	72	71	72	71	286/2	8,340.00
T26	Lennie Clements	72	73	71	70	286/2	8,340.00
T26	Rick Fehr	70	74	68	74	286/2	8,340.00
T26	Franklin Langham	72	70	72	72	286/2	8,340.00
T26	Scott McCarron	73	70	70	73	286/2	8,340.00
T26	Kirk Triplett	69	70	75	72	286/2	8,340.00
T26	Howard Twitty	72	70	72	72	286/2	8,340.00
T34	Joel Edwards	72	69	74	72	287/3	6,060.00
T34	Robin Freeman	70	75	69	73	287/3	6,060.00
T34	Paul Goydos	74	70	70	73	287/3	6,060.00
T34	Rocco Mediate	71	71	73	72	287/3	6,060.00
T34	Mike Reid	71	69	73	74	287/3	6,060.00

Pos	Player	Rd1	Rd2	Rd3	Rd4	Total	Earnings
T34	Robert Wrenn	67	69	76	75	287/3	\$6,060.00
T40	Chip Beck	68	71	76	73	288/4	4,800.00
T40	Mike Brisky	70	71	72	75	288/4	4,800.00
T40	Steve Lowery	72	68	71	77	288/4	4,800.00
T40	Joe Ozaki	71	74	72	71	288/4	4,800.00
T44	Olin Browne	73	70	72	74	289/5	3,468.00
T44	Curt Byrum	73	71	72	73	289/5	3,468.00
T44	Glen Day	71	70	71	77	289/5	3,468.00
T44	Jay Haas	72	71	72	74	289/5	3,468.00
T44	Jeff Hart	70	73	73	73	289/5	3,468.00
T44	David Toms	68	73	74	74	289/5	3,468.00
T44	Scott Verplank	72	73	73	71	289/5	3,468.00
T44	Bobby Wadkins	72	71	74	72	289/5	3,468.00
T52	Jim Carter	72	71	73	74	290/6	2,798.40
T52	Kenny Perry	71	73	76	70	290/6	2,798.40
T52	Tom Purtzer	72	71	71	76	290/6	2,798.40
T52	Mike Riedel	73	70	73	74	290/6	2,798.40
T52	Clarence Rose	72	71	71	76	290/6	2,798.40
T57	Larry Mize	71	74	72	74	291/7	2,688.00
T57	Yoshinori Mizumaki	72	72	70	77	291/7	2,688.00
T57	Dan Pohl	70	75	74	72	291/7	2,688.00
T60	Guy Boros	72	73	72	75	292/8	2,604.00
T60	Keith Clearwater	72	69	73	78	292/8	2,604.00
T60	Tim Herron	74	70	71	77	292/8	2,604.00
T60	Tom Kite	74	69	74	75	292/8	2,604.00
T64	Shane Bertsch	72	70	74	77	293/9	2,508.00
T64	Mike Heinen	72	72	71	78	293/9	2,508.00
T64	Steve Jurgensen	73	72	75	73	293/9	2,508.00
T64	Mike Swartz	73	70	74	76	293/9	2,508.00
T68	John Mahaffey	73	72	71	78	294/10	2,424.00
T68	Blaine McCallister	73	72	72	77	294/10	2,424.00
T68	Chris Smith	70	75	74	75	294/10	2,424.00
T71	Brian Kamm	72	70	77	77	296/12	2,364.00
T71	Hidemichi Tanaka	71	73	73	79	296/12	2,364.00
73	John Maginnes	72	72	78	75	297/13	2,328.00
74	Steve Stricker	69	73	79	77	298/14	2,304.00
75	Kevin Riley	74	71	79	78	302/18	2,280.00

## Championship Summaries (cont.)



### 1997 Nick Faldo

The final round of the 1997 Northern Trust Open began with Nick Faldo one shot in front of Craig Stadler and Scott McCarron. Stadler pulled even with Faldo on the first hole when he made a 20-foot birdie putt on the par 5. But the tie was short-lived. Faldo also birdied the first when his approach shot landed only a foot and a half from the cup. He then increased his lead to two strokes with a birdie on the par-4 fifth hole. Building a three-shot lead going into the final holes, Faldo had a comfortable cushion. This was the eighth time Faldo played in the Northern Trust Open. "This is not just another win. The Riviera Country Club has a great history and I know it was a favorite of Ben Hogan's," Faldo said. "This is the kind of course on which I was meant to win, and I played it exactly the way I wanted to."

**February 28, 29, March 1, 2 – Riviera Country Club**

Pos	Player	Rd1	Rd2	Rd3	Rd4	Total	Earnings	Pos	Player	Rd1	Rd2	Rd3	Rd4	Total	Earnings
1	Nick Faldo	66	70	68	68	272/-12	\$252,000.00	T33	Tom Watson	67	71	76	69	283/-1	\$6,937.78
2	Craig Stadler	71	66	68	70	275/-9	151,200.00	T33	David Duval	72	72	69	70	283/-1	6,937.77
3	Scott Hoch	65	71	71	69	276/-8	95,200.00	T33	Taylor Smith	72	72	68	71	283/-1	6,937.77
T4	Fred Funk	67	71	71	68	277/-7	61,600.00	T42	Frank Lickliter II	67	71	77	69	284/E	5,180.00
T4	Tom Purtzer	67	71	69	70	277/-7	61,600.00	T42	John Maginnes	72	72	69	71	284/E	5,180.00
T6	Robin Freeman	69	71	68	70	278/-6	46,900.00	T42	Kenny Perry	72	67	76	69	284/E	5,180.00
T6	Scott McCarron	68	73	64	73	278/-6	46,900.00	T45	Rafael Alarcon	70	69	75	71	285/1	4,004.00
T6	Omar Uresti	70	71	69	68	278/-6	46,900.00	T45	Todd Demsey	71	72	74	68	285/1	4,004.00
T9	Fred Couples	68	70	70	71	279/-5	31,325.00	T45	Donnie Hammond	74	69	71	71	285/1	4,004.00
T9	Paul Goydos	66	74	70	69	279/-5	31,325.00	T45	Brett Quigley	71	71	71	72	285/1	4,004.00
T9	Peter Jacobsen	68	75	68	68	279/-5	31,325.00	T45	Mike Springer	72	72	72	69	285/1	4,004.00
T9	Mark O'Meara	67	69	72	71	279/-5	31,325.00	T45	Dave Stockton, Jr.	69	72	73	71	285/1	4,004.00
T9	David Ogrin	68	71	72	68	279/-5	31,325.00	T51	Justin Leonard	71	70	73	72	286/2	3,294.67
T9	Joe Ozaki	73	69	68	69	279/-5	31,325.00	T51	Corey Pavin	73	70	72	71	286/2	3,294.67
T9	Payne Stewart	65	72	72	70	279/-5	31,325.00	T51	Tim Simpson	71	69	74	72	286/2	3,294.67
T9	Ted Tryba	70	66	74	69	279/-5	31,325.00	T51	Duffy Waldorf	69	74	75	68	286/2	3,294.67
T17	Jeff Maggert	69	71	72	68	280/-4	21,000.00	T51	Skip Kendall	71	73	73	69	286/2	3,294.66
T17	Frank Nobilo	71	70	70	69	280/-4	21,000.00	T51	Hugh Royer III	73	71	72	70	286/2	3,294.66
T17	Steve Pate	71	72	67	70	280/-4	21,000.00	T57	Kevin Burton	70	73	74	70	287/3	3,094.00
T20	Ed Dougherty	69	75	69	68	281/-3	14,600.00	T57	T.C. Chen	72	71	72	72	287/3	3,094.00
T20	Brent Geiberger	74	69	68	70	281/-3	14,600.00	T57	Jay Delsing	69	72	74	72	287/3	3,094.00
T20	Larry Nelson	71	72	69	69	281/-3	14,600.00	T57	Scott Gump	70	73	69	75	287/3	3,094.00
T20	Don Pooley	67	68	75	71	281/-3	14,600.00	T57	Yoshinori Kaneko	70	72	77	68	287/3	3,094.00
T20	Bob Tway	73	71	66	71	281/-3	14,600.00	T57	Phil Taturangi	73	70	70	74	287/3	3,094.00
T20	Willie Wood	71	68	72	70	281/-3	14,600.00	T63	Phil Blackmar	71	69	75	73	288/4	2,954.00
T20	Tiger Woods	70	70	72	69	281/-3	14,600.00	T63	Mark Brooks	71	72	73	72	288/4	2,954.00
T27	Stewart Cink	70	74	69	69	282/-2	9,730.00	T63	Joe Cioe	71	72	71	74	288/4	2,954.00
T27	Brad Faxon	73	65	73	71	282/-2	9,730.00	T63	Kelly Gibson	72	69	70	77	288/4	2,954.00
T27	Jay Haas	72	69	69	72	282/-2	9,730.00	T67	Patrick Boyd	72	72	73	72	289/5	2,842.00
T27	Jeff Hart	71	71	73	67	282/-2	9,730.00	T67	Olin Browne	71	72	74	72	289/5	2,842.00
T27	Billy Mayfair	72	70	73	67	282/-2	9,730.00	T67	Jim Carter	72	68	69	80	289/5	2,842.00
T27	Larry Rinker	71	72	72	67	282/-2	9,730.00	T67	J.P. Hayes	71	70	72	76	289/5	2,842.00
T33	Lennie Clements	71	68	78	66	283/-1	6,937.78	T71	Michael Christie	73	71	75	71	290/6	2,744.00
T33	Russ Cochran	72	70	68	73	283/-1	6,937.78	T71	Kelly Manos	73	71	73	73	290/6	2,744.00
T33	Bob Estes	68	70	72	73	283/-1	6,937.78	T71	Mike Standly	71	70	76	73	290/6	2,744.00
T33	Hideki Kase	73	71	70	69	283/-1	6,937.78	T74	Jay Don Blake	74	69	74	75	292/8	2,674.00
T33	Clarence Rose	74	70	70	69	283/-1	6,937.78	T74	Kirk Triplett	69	71	77	75	292/8	2,674.00
T33	Scott Simpson	69	73	70	71	283/-1	6,937.78	T76	Sonny Skinner	69	73	75	77	294/10	2,632.00



## Championship Summaries (cont.)



### 1998 Billy Mayfair

Billy Mayfair sank an eight-foot birdie putt on the first hole of a playoff with Tiger Woods to capture the 1998 Northern Trust Open, played for the first time at the Valencia Country Club. The win was his first victory in three years as he took home the \$378,000 first-place check in the \$2.1 million event. On the first playoff hole, Woods pushed his tee shot into the gallery on the right side of the fairway on 18. His second shot landed 40 feet from the right front of the green. His approach wedge shot rolled 18 feet past the pin, leaving a treacherous downhill putt. In the meantime, Mayfair was 90 yards from the green in the middle of the fairway, and his wedge shot stopped just 8 feet from the hole. Woods barely missed his putt on the left side of the hole, thus leaving the tournament for Mayfair to win with a short putt.

**February 27, 28, 29, March 1 – Valencia Country Club**

Pos	Player	Rd1	Rd2	Rd3	Rd4	Total	Earnings	Pos	Player	Rd1	Rd2	Rd3	Rd4	Total	Earnings
1	Billy Mayfair	65	71	69	67	272/-12	\$378,000.00	T36	Tom Lehman	73	71	68	74	286/2	\$9,465.00
2	Tiger Woods	68	73	65	66	272/-12	226,800.00	T36	Lee Rinker	70	73	71	72	286/2	9,465.00
3	Stephen Ames	66	71	70	68	275/-9	142,800.00	T36	Clarence Rose	71	75	70	70	286/2	9,465.00
T4	John Daly	73	71	66	66	276/-8	92,400.00	T43	Richie Coughlan	71	72	73	71	287/3	6,258.00
T4	Payne Stewart	70	67	69	70	276/-8	92,400.00	T43	Chris DiMarco	69	72	76	70	287/3	6,258.00
T6	Tommy Armour III	69	68	67	73	277/-7	67,987.50	T43	Nick Faldo	73	70	73	71	287/3	6,258.00
T6	Bob Estes	69	70	67	71	277/-7	67,987.50	T43	Harrison Frazar	73	71	72	71	287/3	6,258.00
T6	Jeff Gallagher	69	71	68	69	277/-7	67,987.50	T43	Bob Friend	71	74	71	71	287/3	6,258.00
T6	Scott Hoch	67	71	68	71	277/-7	67,987.50	T43	P.H. Horgan III	68	78	72	69	287/3	6,258.00
T10	Barry Cheesman	72	73	67	66	278/-6	52,500.00	T43	Larry Rinker	69	75	68	75	287/3	6,258.00
T10	Jay Haas	73	70	67	68	278/-6	52,500.00	T43	Mike Standly	67	73	73	74	287/3	6,258.00
T10	Scott Verplank	68	72	70	68	278/-6	52,500.00	T43	Willie Wood	71	75	72	69	287/3	6,258.00
T13	Skip Kendall	69	73	64	73	279/-5	42,000.00	T52	Niclas Fasth	73	70	75	70	288/4	4,924.50
T13	Hal Sutton	72	69	66	72	279/-5	42,000.00	T52	Keiichiro Fukubori	67	74	75	72	288/4	4,924.50
T15	Fred Funk	71	70	70	69	280/-4	33,600.00	T52	Andrew Magee	69	75	71	73	288/4	4,924.50
T15	Loren Roberts	68	73	72	67	280/-4	33,600.00	T52	Phil Mickelson	67	76	74	71	288/4	4,924.50
T15	Kevin Sutherland	70	73	67	70	280/-4	33,600.00	T56	Joe Daley	69	72	75	73	289/5	4,746.00
T15	Kirk Triplett	74	69	68	69	280/-4	33,600.00	T56	Robert Gamez	72	72	70	75	289/5	4,746.00
T15	Bobby Wadkins	69	72	70	69	280/-4	33,600.00	T56	D.A. Weibring	73	73	72	71	289/5	4,746.00
T20	Jim Carter	71	68	71	72	282/-2	24,465.00	T59	Brad Fabel	74	72	72	72	290/6	4,557.00
T20	Brandel Chamblee	73	70	70	69	282/-2	24,465.00	T59	Kent Jones	75	68	75	72	290/6	4,557.00
T20	Jerry Kelly	68	71	71	72	282/-2	24,465.00	T59	Shigeki Maruyama	67	79	75	69	290/6	4,557.00
T20	Frank Lickliter II	71	71	70	70	282/-2	24,465.00	T59	Dennis Paulson	75	71	71	73	290/6	4,557.00
T24	Michael Bradley	71	71	70	71	283/-1	17,430.00	T59	Iain Steel	72	72	73	73	290/6	4,557.00
T24	Rick Fehr	71	67	70	75	283/-1	17,430.00	T59	Fuzzy Zoeller	72	74	73	71	290/6	4,557.00
T24	Guy Hill	71	74	67	71	283/-1	17,430.00	T65	Fred Couples	70	73	74	74	291/7	4,389.00
T24	Tom Pernice, Jr.	71	74	70	68	283/-1	17,430.00	T65	Sonny Skinner	71	72	73	75	291/7	4,389.00
T24	Brett Quigley	69	70	69	75	283/-1	17,430.00	T67	Craig Barlow	73	73	72	74	292/8	4,284.00
T29	Dan Forsman	71	74	71	68	284/E	13,650.00	T67	Ben Bates	69	75	71	77	292/8	4,284.00
T29	Tom Kite	68	75	69	72	284/E	13,650.00	T70	Brent Geiberger	70	71	74	77	292/8	4,284.00
T29	Scott Simpson	70	73	70	71	284/E	13,650.00	T70	Kelly Gibson	74	71	71	77	293/9	4,137.00
T29	Mike Springer	70	73	70	71	284/E	13,650.00	T70	Lee Porter	75	71	75	72	293/9	4,137.00
T29	Mark Wiebe	68	72	69	75	284/E	13,650.00	T70	Ted Schulz	73	72	75	73	293/9	4,137.00
T34	Doug Barron	75	71	68	71	285/1	11,602.50	T70	Duffy Waldorf	72	73	76	72	293/9	4,137.00
T34	Omar Uresti	73	73	69	70	285/1	11,602.50	T74	Glen Day	72	74	79	69	294/10	3,990.00
T36	John Cook	70	71	72	73	286/2	9,465.00	T74	Blaine McCallister	72	72	72	78	294/10	3,990.00
T36	Steve Jones	71	72	74	69	286/2	9,465.00	T74	Mike Reid	70	74	76	74	294/10	3,990.00
T36	Jonathan Kaye	74	68	75	69	286/2	9,465.00	T77	Kevin Wentworth	72	72	74	77	295/11	3,906.00
T36	Neal Lancaster	72	71	78	65	286/2	9,465.00	T78	Ken Conant	74	72	74	82	302/18	3,864.00

Note: Mayfair beat Woods with a birdie on the first playoff hole.

## Championship Summaries (cont.)



### 1999 Ernie Els

Going into the final day, Ted Tryba had a two-stroke lead, much to the credit of a tournament record 61 in the third round. However, Tryba lost his lead by the third hole on Sunday and, at the turn, found himself in a three-way tie with Tiger Woods and Ernie Els. At the 11th hole, Tryba took a one-stroke lead with a 15-foot birdie putt. However, Els tied Tryba with a 20-foot putt on the 12th hole. Meanwhile, Woods, who hadn't made a bogey on the back nine all week, did soon the 13th hole due to an errant drive. Els maintained his lead; however, the South African left a small opening for Tryba and Woods by missing a 4-foot putt on the 18th hole. Needing birdies to force a playoff, Woods and Tryba both missed the green on their approach shots. Woods hit it right, 15 yards down a hill and into a concession stand, while Tryba was chipping just off the putting surface. Both chips were slightly over 12 feet, and both were missed. Davis Love III, the third man in the group, parred the hole with a 4-foot putt to tie for second place. Els won his seventh TOUR event. "The Northern Trust Open is definitely one of the most prestigious stops on the TOUR because of its history," Els said. "Now I can say I'm part of that history."

### Feb. 18, 19, 20, 21 – Riviera Country Club

Pos	Player	Rd1	Rd2	Rd3	Rd4	Total	Earnings	Pos	Player	Rd1	Rd2	Rd3	Rd4	Total	Earnings
1	Ernie Els	68	66	68	68	270/-14	\$504,000.00	T35	Bob Tway	68	71	71	71	281/-3	\$12,646.67
T2	Ted Tryba	70	69	61	72	272/-12	209,066.67	T35	Bob Burns	70	69	69	73	281/-3	12,646.66
T2	Tiger Woods	69	68	65	70	272/-12	209,066.67	T35	Chris Perry	70	72	69	70	281/-3	12,646.66
T2	Davis Love III	69	65	68	70	272/-12	209,066.66	T35	Kenny Perry	72	66	68	75	281/-3	12,646.66
T5	David Duval	66	71	67	69	273/-11	106,400.00	T44	Corey Pavin	72	69	69	72	282/-2	8,465.34
T5	Nick Price	67	71	67	68	273/-11	106,400.00	T44	Loren Roberts	67	70	71	74	282/-2	8,465.34
T7	Bob Estes	66	67	72	69	274/-10	90,300.00	T44	Ben Bates	70	69	67	76	282/-2	8,465.33
T7	Scott Hoch	71	69	68	66	274/-10	90,300.00	T44	Peter Jacobsen	69	73	70	70	282/-2	8,465.33
T9	Mark Brooks	68	71	70	66	275/-9	72,800.00	T44	Larry Mize	75	66	70	71	282/-2	8,465.33
T9	Robert Karlsson	71	66	70	68	275/-9	72,800.00	T44	Mike Reid	70	67	71	74	282/-2	8,465.33
T9	Jerry Kelly	68	69	67	71	275/-9	72,800.00	T50	Len Mattiace	71	68	71	73	283/-1	6,701.34
T9	Frank Lickliter II	71	68	66	70	275/-9	72,800.00	T50	Duffy Waldorf	70	71	68	74	283/-1	6,701.34
13	Brent Geiberger	68	70	69	69	276/-8	58,800.00	T50	John Cook	72	68	71	72	283/-1	6,701.33
14	Brad Fabel	73	64	71	69	277/-7	53,200.00	T50	David Frost	71	69	72	71	283/-1	6,701.33
T15	Alan Bratton	67	67	74	70	278/-6	40,670.00	T50	Vijay Singh	72	68	67	76	283/-1	6,701.33
T15	Brandel Chamblee	74	68	69	67	278/-6	40,670.00	T50	Geoffrey Sisk	69	69	73	72	283/-1	6,701.33
T15	Carlos Franco	71	67	69	71	278/-6	40,670.00	T56	Tommy Armour III	70	72	71	71	284/E	6,244.00
T15	Tim Herron	72	68	67	71	278/-6	40,670.00	T56	Robert Damron	69	68	74	73	284/E	6,244.00
T15	Bradley Hughes	70	68	69	71	278/-6	40,670.00	T56	Robin Freeman	74	66	71	73	284/E	6,244.00
T15	Justin Leonard	70	70	70	68	278/-6	40,670.00	T56	Scott Gump	70	71	70	73	284/E	6,244.00
T15	Rocco Mediate	69	70	66	73	278/-6	40,670.00	T56	Neal Lancaster	68	70	76	70	284/E	6,244.00
T15	Phil Mickelson	68	72	68	70	278/-6	40,670.00	T56	Steve Lowery	71	69	71	73	284/E	6,244.00
T23	Billy Andrade	68	69	70	72	279/-5	23,600.00	T62	Stewart Cink	71	71	73	70	285/1	5,880.00
T23	Phil Blackmar	70	67	69	73	279/-5	23,600.00	T62	Clark Dennis	68	72	72	73	285/1	5,880.00
T23	Rick Fehr	68	66	73	72	279/-5	23,600.00	T62	Bob Friend	73	68	72	72	285/1	5,880.00
T23	Steve Flesch	72	70	71	66	279/-5	23,600.00	T62	Jim Furyk	71	71	71	72	285/1	5,880.00
T23	Billy Mayfair	69	67	69	74	279/-5	23,600.00	T62	Bill Glasson	70	68	73	74	285/1	5,880.00
T23	Scott McCarron	72	67	69	71	279/-5	23,600.00	T62	Steve Pate	72	70	72	71	285/1	5,880.00
T23	Jeff Sluman	70	70	67	72	279/-5	23,600.00	T62	Tom Pernice, Jr.	69	72	72	72	285/1	5,880.00
T30	Greg Chalmers	69	67	71	73	280/-4	17,388.00	69	Skip Kendall	72	69	70	75	286/2	5,656.00
T30	Craig Stadler	73	69	68	70	280/-4	17,388.00	T70	Woody Austin	69	72	71	75	287/3	5,516.00
T30	Kevin Sutherland	67	70	68	75	280/-4	17,388.00	T70	Eric Booker	73	69	72	73	287/3	5,516.00
T30	Kirk Triplett	67	69	71	73	280/-4	17,388.00	T70	Brett Quigley	68	71	74	74	287/3	5,516.00
T30	Grant Waite	71	70	70	69	280/-4	17,388.00	T70	Larry Rinker	72	70	70	75	287/3	5,516.00
T35	Fred Couples	68	71	72	70	281/-3	12,646.67	T74	Trevor Dodds	70	71	70	77	288/4	5,348.00
T35	J.P. Hayes	70	70	69	72	281/-3	12,646.67	T74	Scott Simpson	71	71	72	74	288/4	5,348.00
T35	Steve Jones	68	71	72	70	281/-3	12,646.67	76	Mark Calcavecchia	68	74	74	74	290/6	5,264.00
T35	Andrew Magee	72	68	71	70	281/-3	12,646.67	77	Rich Beem	70	70	75	77	292/8	5,208.00
T35	Jose Maria Olazabal	70	70	68	73	281/-3	12,646.67								

# Championship Summaries (cont.)



## 2000 Kirk Triplett

Six players trailed David Sutherland by only one stroke entering the final round, including eventual winner Kirk Triplett. The competition was wide open throughout the morning rounds until Triplett birdied holes 9 and 10 to lead the field by three strokes. However, on the 18th hole, trailing by two strokes, Jesper Parnevik made a 22-foot birdie to pull within one. This forced Triplett to sink his 4-foot par-saver to win for the first time on the PGA TOUR.

**February 17, 18, 19, 20 – Riviera Country Club**

Pos	Player	Rd1	Rd2	Rd3	Rd4	Total	Earnings
1	Kirk Triplett	67	70	68	67	272/-12	\$558,000.00
2	Jesper Parnevik	71	67	67	68	273/-11	334,800.00
3	Robin Freeman	65	72	69	68	274/-10	210,800.00
4	Russ Cochran	69	71	66	69	275/-9	148,800.00
T5	Tommy Armour III	68	68	69	71	276/-8	105,090.00
T5	Stewart Cink	67	70	70	69	276/-8	105,090.00
T5	Fred Couples	72	66	68	70	276/-8	105,090.00
T5	Steve Flesch	69	69	70	68	276/-8	105,090.00
T5	Bradley Hughes	69	66	71	70	276/-8	105,090.00
T10	Brandel Chamblee	71	65	69	72	277/-7	80,600.00
T10	J.P. Hayes	64	70	72	71	277/-7	80,600.00
T12	Scott Dunlap	71	67	68	72	278/-6	58,900.00
T12	Jay Haas	70	67	69	72	278/-6	58,900.00
T12	Lee Janzen	70	67	69	72	278/-6	58,900.00
T12	Rory Sabbatini	67	73	69	69	278/-6	58,900.00
T12	Craig A. Spence	67	69	70	72	278/-6	58,900.00
T12	David Sutherland	67	69	68	74	278/-6	58,900.00
T18	Stuart Appleby	70	68	72	69	279/-5	37,731.43
T18	Greg Chalmers	67	66	74	72	279/-5	37,731.43
T18	Rocco Mediate	71	70	64	74	279/-5	37,731.43
T18	Dennis Paulson	72	68	67	72	279/-5	37,731.43
T18	Vijay Singh	68	70	72	69	279/-5	37,731.43
T18	Tiger Woods	68	70	69	72	279/-5	37,731.43
T18	Loren Roberts	71	69	73	66	279/-5	37,731.42
T25	Billy Mayfair	72	67	71	70	280/-4	23,663.34
T25	Kevin Sutherland	71	66	71	72	280/-4	23,663.34
T25	Scott Hoch	67	70	69	74	280/-4	23,663.33
T25	Esteban Toledo	70	67	70	73	280/-4	23,663.33
T25	Bob Tway	66	67	72	75	280/-4	23,663.33
T25	Duffy Waldorf	70	71	69	70	280/-4	23,663.33
T31	Chris DiMarco	71	68	71	71	281/-3	17,980.00
T31	David Duval	70	68	69	74	281/-3	17,980.00
T31	Franklin Langham	70	71	70	70	281/-3	17,980.00
T31	Larry Mize	71	68	68	74	281/-3	17,980.00
T31	Kenny Perry	69	71	70	71	281/-3	17,980.00
T31	Tom Scherrer	67	68	71	75	281/-3	17,980.00

Pos	Player	Rd1	Rd2	Rd3	Rd4	Total	Earnings
T37	Jeff Freeman	66	68	73	75	282/-2	\$13,640.00
T37	Jim Furyk	68	72	70	72	282/-2	13,640.00
T37	Blaine McCallister	75	66	68	73	282/-2	13,640.00
T37	Scott Verplank	69	69	74	70	282/-2	13,640.00
T37	Mark Wiebe	68	71	68	75	282/-2	13,640.00
T37	Kaname Yokoo	70	69	68	75	282/-2	13,640.00
T43	Robert Allenby	69	70	67	77	283/-1	9,238.00
T43	David Frost	69	70	70	74	283/-1	9,238.00
T43	Jonathan Kaye	69	72	71	71	283/-1	9,238.00
T43	Len Mattiace	72	66	73	72	283/-1	9,238.00
T43	Joe Ozaki	70	70	71	72	283/-1	9,238.00
T43	Corey Pavin	73	65	71	74	283/-1	9,238.00
T43	Nick Price	67	72	69	75	283/-1	9,238.00
T43	Charles Raulerson	68	71	72	72	283/-1	9,238.00
T43	Hal Sutton	69	67	75	72	283/-1	9,238.00
T52	Frank Nobilo	71	68	70	75	284/E	7,156.58
T52	Craig Barlow	71	68	73	72	284/E	7,156.57
T52	Mark Brooks	66	72	70	76	284/E	7,156.57
T52	Edward Fryatt	68	70	72	74	284/E	7,156.57
T52	Fred Funk	69	68	79	68	284/E	7,156.57
T52	Tom Pernice, Jr.	67	69	75	73	284/E	7,156.57
T52	Mike Reid	68	70	73	73	284/E	7,156.57
T59	Andrew Magee	68	69	74	74	285/1	6,851.00
T59	Craig Stadler	72	69	68	76	285/1	6,851.00
T61	Stephen Ames	70	68	70	78	286/2	6,665.00
T61	Marco Dawson	70	70	70	76	286/2	6,665.00
T61	Casey Martin	71	68	73	74	286/2	6,665.00
T61	Steve Pate	71	70	72	73	286/2	6,665.00
65	Brad Elder	70	67	76	74	287/3	6,510.00
T66	Ernie Els	69	71	72	76	288/4	6,386.00
T66	Scott McCarron	72	68	72	76	288/4	6,386.00
T66	Carl Paulson	73	67	71	77	288/4	6,386.00
T69	Notah Begay III	71	67	79	72	289/5	6,200.00
T69	Trevor Dodds	70	71	71	77	289/5	6,200.00
T69	Scott Gump	69	70	75	75	289/5	6,200.00

## Championship Summaries (cont.)



### 2001 Robert Allenby

Davis Love III had a three-stroke lead going into the final round of the tournament's 75th Anniversary event. However, with his lead cut to only one stroke with four holes left to play, Love finished with 4-over par, eliminating him from any chance of victory. Both Robert Allenby and Jeff Sluman only needed a par on the final hole to force their two-man playoff; however, they both bogeyed, thus joining four other players in a tie for the lead after regulation play. Riviera's 451-yard 18th hole was playing extremely difficult on the rain-soaked course and only one birdie was carded on this historic finishing hole. In the playoff, only Bob Tway and Allenby reached the green in regulation. Tway's approach shot landed 35 feet from the pin, just barely on the putting surface. Then Allenby, 220 yards from the pin and using his 3-wood, hit his shot just 6 feet from the hole. After Tway's putt finished just short of the hole, Allenby converted his winning putt for his third PGA TOUR victory while improving his playoff record to 7-0 as a professional.

### February 22, 23, 24, 25 – Riviera Country Club

Pos	Player	Rd1	Rd2	Rd3	Rd4	Total	Earnings	Pos	Player	Rd1	Rd2	Rd3	Rd4	Total	Earnings
1	Robert Allenby	73	64	69	70	276/-8	\$612,000.00	T33	Esteban Toledo	70	72	69	71	282/-2	\$16,490.00
T2	Brandel Chamblee	68	68	73	67	276/-8	204,000.00	T33	Scott Verplank	72	70	71	69	282/-2	16,490.00
T2	Toshi Izawa	73	68	69	66	276/-8	204,000.00	T43	Mark Brooks	70	71	72	70	283/-1	10,353.00
T2	Dennis Paulson	70	68	68	70	276/-8	204,000.00	T43	Andrew Magee	70	70	71	72	283/-1	10,353.00
T2	Jeff Sluman	68	69	70	69	276/-8	204,000.00	T43	Len Mattiace	70	68	74	71	283/-1	10,353.00
T2	Bob Tway	67	71	70	68	276/-8	204,000.00	T43	Scott McCarron	68	68	76	71	283/-1	10,353.00
7	Emanuele Canonica	68	70	71	68	277/-7	113,900.00	T43	Chris Riley	68	70	76	69	283/-1	10,353.00
T8	David Berganio, Jr.	71	67	70	70	278/-6	91,800.00	T43	Paul Stankowski	70	71	72	70	283/-1	10,353.00
T8	Jerry Kelly	72	69	70	67	278/-6	91,800.00	T43	Ted Tryba	72	70	71	70	283/-1	10,353.00
T8	Neal Lancaster	69	68	71	70	278/-6	91,800.00	T43	Brian Wilson	71	71	71	70	283/-1	10,353.00
T8	Davis Love III	68	67	68	75	278/-6	91,800.00	T51	Steve Elkington	69	71	71	73	284/E	8,001.34
T8	Chris Perry	68	68	72	70	278/-6	91,800.00	T51	Jason Gore	69	71	73	71	284/E	8,001.34
T13	Greg Chalmers	67	70	71	71	279/-5	58,285.72	T51	Brent Geiberger	69	71	68	76	284/E	8,001.33
T13	Jeff Maggert	71	70	68	70	279/-5	58,285.72	T51	J.P. Hayes	69	72	72	71	284/E	8,001.33
T13	Jesper Parnevik	70	68	71	70	279/-5	58,285.72	T51	Scott Simpson	75	66	72	71	284/E	8,001.33
T13	Craig Barlow	68	68	70	73	279/-5	58,285.71	T51	Kevin Sutherland	71	71	71	71	284/E	8,001.33
T13	Scott Dunlap	71	69	68	71	279/-5	58,285.71	T57	Jay Don Blake	71	68	74	72	285/1	7,514.00
T13	Michael Muehr	74	63	70	72	279/-5	58,285.71	T57	Olin Browne	73	68	71	73	285/1	7,514.00
T13	Tiger Woods	71	68	69	71	279/-5	58,285.71	T57	John Daly	69	73	70	73	285/1	7,514.00
T20	Rich Beem	70	72	68	70	280/-4	38,216.00	T57	Ben Ferguson	71	69	73	72	285/1	7,514.00
T20	Stewart Cink	69	69	70	72	280/-4	38,216.00	T57	Shigeki Maruyama	67	69	75	74	285/1	7,514.00
T20	Edward Fryatt	67	73	72	68	280/-4	38,216.00	T57	Duffy Waldorf	71	70	73	71	285/1	7,514.00
T20	Corey Pavin	71	68	67	74	280/-4	38,216.00	T63	Jay Haas	70	71	72	73	286/2	7,208.00
T20	Nick Price	68	70	69	73	280/-4	38,216.00	T63	Peter Jacobsen	71	71	71	73	286/2	7,208.00
T25	Jeff Brehaut	72	70	70	69	281/-3	24,862.50	T63	Steve Lowery	71	69	73	73	286/2	7,208.00
T25	Robin Freeman	72	69	70	70	281/-3	24,862.50	T66	Dan Forsman	72	70	70	75	287/3	7,038.00
T25	Sergio Garcia	66	72	71	72	281/-3	24,862.50	T66	Rory Sabbatini	72	69	75	71	287/3	7,038.00
T25	Paul Gow	69	70	71	71	281/-3	24,862.50	T68	Doug Barron	71	67	75	75	288/4	6,766.00
T25	Miguel A. Jimenez	69	66	73	73	281/-3	24,862.50	T68	John Cook	71	70	71	76	288/4	6,766.00
T25	Rocco Mediate	67	70	74	70	281/-3	24,862.50	T68	Hunter Haas	70	72	68	78	288/4	6,766.00
T25	Frank Nobilo	72	69	70	70	281/-3	24,862.50	T68	Tripp Isenhour	72	70	73	73	288/4	6,766.00
T25	Brent Schwarrock	66	75	69	71	281/-3	24,862.50	T68	Justin Leonard	71	70	72	75	288/4	6,766.00
T33	Tommy Armour III	70	71	70	71	282/-2	16,490.00	T68	Tom Pernice, Jr.	69	70	77	72	288/4	6,766.00
T33	Cameron Beckman	72	68	71	71	282/-2	16,490.00	T74	Steve Pate	71	69	74	75	289/5	6,494.00
T33	K.J. Choi	69	71	72	70	282/-2	16,490.00	T74	Dicky Pride	71	70	72	76	289/5	6,494.00
T33	Bradley Hughes	67	71	73	71	282/-2	16,490.00	76	Joe Ozaki	67	74	75	74	290/6	6,392.00
T33	Kevin Johnson	69	69	75	69	282/-2	16,490.00	T77	Sean Murphy	72	68	74	79	293/9	6,324.00
T33	J.L. Lewis	73	69	67	73	282/-2	16,490.00	T77	Gary Birch, Jr. - a	70	72	75	76	293/9	
T33	Billy Mayfair	68	69	72	73	282/-2	16,490.00	79	Doug Dunakey	71	70	73	80	294/10	6,256.00
T33	Tom Scherrer	66	71	72	73	282/-2	16,490.00								

Note: Allenby beat Chamblee, Izawa, Paulson, Sluman and Tway with a birdie on the first playoff hole.

# Championship Summaries (cont.)



## 2002 Len Mattiace

After 220 attempts at a victory on the PGA TOUR, Len Mattiace finally achieved his goal. Along the way, he also won his largest paycheck of \$666,000. Going into the 12th hole of the final round, Scott McCarron held a three-stroke lead. However, he bogeyed two of his final three holes and three-putted the 18th green, which earned a share of second. Brad Faxon also missed birdie putts of 8 and 12 feet down the stretch. Also, Rory Sabbatini had a chance for a playoff, but failed to get up and down from the rough on 17 and tied for second place with McCarron and Faxon with a 270 total score. In the end, it was a great day for Mattiace. The 34-year old from Jacksonville, FL closed with a 68 for the victory.

**February 14, 15, 16, 17 – Riviera Country Club**

Pos	Player	Rd1	Rd2	Rd3	Rd4	Total	Earnings	Pos	Player	Rd1	Rd2	Rd3	Rd4	Total	Earnings
1	Len Mattiace	69	65	67	68	269/-15	\$666,000.00	T37	Michael Clark II	68	72	69	72	281/-3	\$13,729.85
T2	Brad Faxon	67	67	68	68	270/-14	276,266.67	T37	John Daly	70	69	72	70	281/-3	13,729.85
T2	Rory Sabbatini	69	68	65	68	270/-14	276,266.67	T37	Carlos Franco	69	72	69	71	281/-3	13,729.85
T2	Scott McCarron	69	65	65	71	270/-14	276,266.66	T37	David Sutherland	68	71	71	71	281/-3	13,729.85
5	Toru Taniguchi	66	67	67	71	271/-13	148,000.00	T37	Robert Allenby	73	66	73	69	281/-3	13,729.84
T6	Chris DiMarco	68	70	66	68	272/-12	123,950.00	T37	Jim Furyk	70	71	71	69	281/-3	13,729.84
T6	Charles Howell III	68	71	64	69	272/-12	123,950.00	T37	Dennis Paulson	69	71	72	69	281/-3	13,729.84
T6	Per-Ulrik Johansson	70	68	68	66	272/-12	123,950.00	T37	Jeff Sluman	70	69	73	69	281/-3	13,729.84
T9	Fred Couples	72	68	68	66	274/-10	96,200.00	T37	Hidemichi Tanaka	69	72	66	74	281/-3	13,729.84
T9	Fred Funk	69	68	69	68	274/-10	96,200.00	T50	Paul Azinger	69	69	70	74	282/-2	8,924.40
T9	Brian Gay	71	67	68	68	274/-10	96,200.00	T50	Pat Bates	72	68	71	71	282/-2	8,924.40
T9	Jose Maria Olazabal	66	71	70	67	274/-10	96,200.00	T50	Scott Hoch	68	72	70	72	282/-2	8,924.40
T13	Sergio Garcia	73	67	67	68	275/-9	74,000.00	T50	Peter Lonard	71	71	71	69	282/-2	8,924.40
T13	Billy Mayfair	69	69	71	66	275/-9	74,000.00	T50	Kenny Perry	70	72	67	73	282/-2	8,924.40
T15	J.J. Henry	69	67	71	69	276/-8	61,050.00	T55	Billy Andrade	66	73	72	72	283/-1	8,251.00
T15	John Rollins	71	69	67	69	276/-8	61,050.00	T55	Greg Chalmers	69	73	72	69	283/-1	8,251.00
T15	Bob Tway	67	68	72	69	276/-8	61,050.00	T55	Bradley Hughes	71	71	70	71	283/-1	8,251.00
T15	Lee Westwood	69	68	70	69	276/-8	61,050.00	T55	Andrew Magee	73	67	70	73	283/-1	8,251.00
T19	Cameron Beckman	69	71	66	71	277/-7	46,435.00	T55	Bob May	71	69	70	73	283/-1	8,251.00
T19	Bob Estes	69	69	71	68	277/-7	46,435.00	T55	Matt Peterson	75	67	69	72	283/-1	8,251.00
T19	Paul Stankowski	69	69	72	67	277/-7	46,435.00	T55	Kenneth Staton	71	70	69	73	283/-1	8,251.00
T19	Scott Verplank	69	68	67	73	277/-7	46,435.00	T55	Kirk Triplett	73	69	72	69	283/-1	8,251.00
T23	Mark Calcavecchia	70	70	70	68	278/-6	32,005.00	T63	Ben Crane	70	72	71	71	284/E	7,844.00
T23	Jim Carter	71	68	70	69	278/-6	32,005.00	T63	Tom Pernice, Jr.	71	70	73	70	284/E	7,844.00
T23	Glen Hnatiuk	69	72	69	68	278/-6	32,005.00	T63	John Senden	71	69	73	71	284/E	7,844.00
T23	David Peoples	66	70	69	73	278/-6	32,005.00	T66	John Cook	71	69	71	74	285/1	7,659.00
T23	Pat Perez	71	69	70	68	278/-6	32,005.00	T66	Craig Perks	71	71	72	71	285/1	7,659.00
T23	Loren Roberts	69	70	68	71	278/-6	32,005.00	T68	Steve Flesch	69	71	72	74	286/2	7,511.00
T29	Tommy Armour III	67	69	73	70	279/-5	24,050.00	T68	J.P. Hayes	74	67	72	73	286/2	7,511.00
T29	Edward Fryatt	69	71	68	71	279/-5	24,050.00	T70	K.J. Choi	69	73	70	75	287/3	7,289.00
T29	Jerry Kelly	72	66	68	73	279/-5	24,050.00	T70	Neal Lancaster	70	71	73	73	287/3	7,289.00
T29	Rocco Mediate	69	69	69	72	279/-5	24,050.00	T70	Esteban Toledo	67	72	72	76	287/3	7,289.00
T29	Jesper Parnevik	65	69	73	72	279/-5	24,050.00	T70	Kaname Yokoo	72	70	74	71	287/3	7,289.00
T34	Mark Brooks	71	68	73	68	280/-4	19,980.00	T74	Russ Cochran	69	70	71	78	288/4	6,956.00
T34	Tom Lehman	70	69	69	72	280/-4	19,980.00	T74	Jay Haas	71	71	73	73	288/4	6,956.00
T34	Vijay Singh	71	70	71	68	280/-4	19,980.00	T74	Matt Kuchar	71	68	76	73	288/4	6,956.00
T37	Stephen Ames	71	71	69	70	281/-3	13,729.85	T74	Paul McGinley	71	70	76	71	288/4	6,956.00
T37	Briny Baird	71	71	67	72	281/-3	13,729.85	T74	Michael Muehr	73	68	72	75	288/4	6,956.00
T37	Olin Browne	70	69	72	70	281/-3	13,729.85	79	Scott Simpson	71	68	75	76	290/6	6,734.00
T37	Stewart Cink	70	71	69	71	281/-3	13,729.85	80	Bob Burns	72	70	73	78	293/9	6,660.00

## Championship Summaries (cont.)



### 2003 Mike Weir

Charles Howell III held a three-stroke lead over veteran Nick Price, four strokes over K.J. Choi and five strokes over last year's tournament champion Len Mattiace and 2002 PGA Champion Rich Beam. However, with the leaders failing to break par, Mike Weir, trailing by seven strokes at the beginning of the day, shot a 66 – good enough to force a playoff hole – before he headed for the 10th tee. Howell, who bogeyed the hole in regulation after hitting his tee shot behind a tree on the left, drove into the far right bunker, thereby leaving a difficult shot to get close. Meanwhile, Weir played to the middle of the fairway then put his approach 8 feet from the pin. Howell came out of the bunker to within 6 feet. However, after Weir sank the birdie putt, Howell missed his birdie opportunity. The win was Weir's second of the season after winning the Bob Hope Chrysler Classic just three weeks earlier.

**February 20, 21, 22, 23 – Riviera Country Club**

Pos	Player	Rd1	Rd2	Rd3	Rd4	Total	Earnings	Pos	Player	Rd1	Rd2	Rd3	Rd4	Total	Earnings
1	Mike Weir	72	68	69	66	275/-9	\$810,000.00	T37	Craig Parry	76	66	74	70	286/2	\$20,250.00
2	Charles Howell III	69	65	68	73	275/-9	486,000.00	T37	Carl Pettersson	77	68	71	70	286/2	20,250.00
T3	Fred Funk	65	74	70	68	277/-7	261,000.00	T37	Kevin Sutherland	72	70	71	73	286/2	20,250.00
T3	Nick Price	68	67	70	72	277/-7	261,000.00	T37	Phil Tataurangi	72	70	74	70	286/2	20,250.00
T5	K.J. Choi	70	69	67	72	278/-6	171,000.00	T42	Robert Allenby	72	69	73	73	287/3	14,875.72
T5	Tiger Woods	72	68	73	65	278/-6	171,000.00	T42	Steve Stricker	72	69	74	72	287/3	14,875.72
7	Fred Couples	74	68	69	68	279/-5	150,750.00	T42	Scott Verplank	75	70	69	73	287/3	14,875.72
T8	Chad Campbell	73	70	66	71	280/-4	135,000.00	T42	Pat Bates	72	73	72	70	287/3	14,875.71
T8	Len Mattiace	69	67	71	73	280/-4	135,000.00	T42	David Duval	69	70	73	75	287/3	14,875.71
T10	Shaun Micheel	74	69	72	66	281/-3	96,428.58	T42	Jay Haas	73	69	74	71	287/3	14,875.71
T10	Rich Beam	73	65	69	74	281/-3	96,428.57	T42	Peter Lonard	75	69	73	70	287/3	14,875.71
T10	Darren Clarke	71	74	68	68	281/-3	96,428.57	T49	Jeff Brehaut	73	72	70	73	288/4	11,520.00
T10	Marco Dawson	72	73	66	70	281/-3	96,428.57	T49	Davis Love III	76	69	71	72	288/4	11,520.00
T10	Bob Estes	69	71	68	73	281/-3	96,428.57	T51	Scott Hoch	74	71	73	71	289/5	10,732.50
T10	Dan Forsman	76	66	70	69	281/-3	96,428.57	T51	Jerry Kelly	73	71	73	72	289/5	10,732.50
T10	Duffy Waldorf	70	69	70	72	281/-3	96,428.57	T51	Billy Mayfair	72	71	77	69	289/5	10,732.50
T17	Stephen Ames	70	69	72	71	282/-2	58,885.72	T51	Chris Smith	74	69	70	76	289/5	10,732.50
T17	Niclas Fasth	75	66	73	68	282/-2	58,885.72	T55	Alex Cejka	73	71	73	73	290/6	10,215.00
T17	Brenden Pappas	74	67	72	69	282/-2	58,885.72	T55	Glen Hnatiuk	69	74	72	75	290/6	10,215.00
T17	Angel Cabrera	75	68	65	74	282/-2	58,885.71	T55	Rocco Mediate	73	72	70	75	290/6	10,215.00
T17	Stewart Cink	73	67	69	73	282/-2	58,885.71	T55	Esteban Toledo	75	70	73	72	290/6	10,215.00
T17	Steve Elkington	68	73	67	74	282/-2	58,885.71	T59	Joe Acosta, Jr.	71	72	73	75	291/7	9,765.00
T17	Brandt Jobe	74	67	67	74	282/-2	58,885.71	T59	David Berganio, Jr.	75	69	71	76	291/7	9,765.00
T24	Olin Browne	72	73	70	68	283/-1	38,362.50	T59	John Cook	74	70	74	73	291/7	9,765.00
T24	Lee Janzen	70	71	72	70	283/-1	38,362.50	T59	Bernhard Langer	72	72	73	74	291/7	9,765.00
T24	Jeff Sluman	68	74	69	72	283/-1	38,362.50	T59	Shigeki Maruyama	74	70	72	75	291/7	9,765.00
T24	Hidemichi Tanaka	72	68	72	71	283/-1	38,362.50	T59	Paul Stankowski	75	70	76	70	291/7	9,765.00
T28	Aaron Baddeley	69	71	72	72	284/E	31,275.00	T65	Greg Chalmers	72	72	72	76	292/8	9,315.00
T28	Brian Gay	71	74	67	72	284/E	31,275.00	T65	David Gossett	75	70	74	73	292/8	9,315.00
T28	Corey Pavin	72	68	70	74	284/E	31,275.00	T65	Per-Ulrik Johansson	74	71	75	72	292/8	9,315.00
T28	Loren Roberts	72	70	70	72	284/E	31,275.00	T65	Jeff Maggert	72	73	72	75	292/8	9,315.00
T32	Cameron Beckman	68	73	68	76	285/1	25,470.00	T69	Tom Byrum	76	69	74	74	293/9	9,045.00
T32	Jim Furyk	74	70	71	70	285/1	25,470.00	T69	Ben Crane	71	74	72	76	293/9	9,045.00
T32	Skip Kendall	71	71	72	71	285/1	25,470.00	71	Craig Barlow	72	71	73	78	294/10	8,910.00
T32	Arron Oberholser	73	69	71	72	285/1	25,470.00	72	J.J. Henry	72	73	73	78	296/12	8,820.00
T32	Pat Perez	74	69	68	74	285/1	25,470.00	73	Craig Stadler	76	69	76	76	297/13	8,730.00
T37	Steve Flesch	74	70	71	71	286/2	20,250.00	74	Bob Burns	73	70	79	76	298/14	8,640.00

*Note: Weir beat Howell with a birdie on the first playoff hole.*

## Championship Summaries (cont.)



### 2004 Mike Weir

In 2003, Mike Weir won the tournament after trailing by seven strokes on the final day of play. This year, Weir came into the final round with a seemingly comfortable five-stroke lead over Shigeki Maruyama, six strokes over Jeff Maggert and seven strokes over Scott McCarron. After starting out strong on the first three holes, Weir's lead increased to seven strokes over Maruyama. However, after a couple of bogeys, things started to fall into place for Maruyama. By the 16th hole, after sinking his putt for birdie, Maruyama tied Weir at 17-under. With the rain beginning to fall harder, Maruyama, hitting first, drove into the right rough on No. 18, 217 yards from the pin. Weir followed with a drive down the middle, 205 yards. Then after Maruyama's second shot landed 41 yards short, Weir put himself in a difficult sidehill lie about 45 feet from the flagstick. Maruyama left himself a 12-foot putt, and Weir, after almost holing out a fantastic chip shot, left himself a 16-inch putt. Maruyama missed his par putt and Weir knocked it in for his back-to-back victory. Weir became only the fifth player to win back to back, sharing the honor with MacDonald Smith, Ben Hogan, Arnold Palmer, Paul Harney and Corey Pavin.

### February 19, 20, 21, 22 – Riviera Country Club

Pos	Player	Rd1	Rd2	Rd3	Rd4	Total	Earnings	Pos	Player	Rd1	Rd2	Rd3	Rd4	Total	Earnings
1	Mike Weir	66	64	66	71	267/-17	\$864,000.00	T39	Chad Campbell	70	71	69	70	280/-4	\$19,680.00
2	Shigeki Maruyama	64	66	71	67	268/-16	518,400.00	T39	Jay Haas	71	66	70	73	280/-4	19,680.00
3	Stuart Appleby	70	64	70	66	270/-14	326,400.00	T39	Fredrik Jacobson	72	69	73	66	280/-4	19,680.00
4	John Daly	68	64	72	67	271/-13	230,400.00	T39	Kevin Sutherland	69	69	71	71	280/-4	19,680.00
5	Hank Kuehne	65	72	68	67	272/-12	192,000.00	T44	Paul Azinger	74	64	73	70	281/-3	14,166.86
6	Kirk Triplett	66	67	72	68	273/-11	172,800.00	T44	Chris DiMarco	70	67	72	72	281/-3	14,166.86
T7	J.J. Henry	71	69	65	69	274/-10	149,600.00	T44	Joe Ogilvie	67	73	69	72	281/-3	14,166.86
T7	Jay Williamson	69	69	72	64	274/-10	149,600.00	T44	Bo Van Pelt	68	73	69	71	281/-3	14,166.86
T7	Tiger Woods	72	66	72	64	274/-10	149,600.00	T44	Lee Westwood	73	67	67	74	281/-3	14,166.86
T10	Briny Baird	69	62	73	71	275/-9	110,400.00	T44	Carlos Franco	69	72	70	70	281/-3	14,166.85
T10	Tim Clark	72	69	64	70	275/-9	110,400.00	T44	Hal Sutton	72	68	71	70	281/-3	14,166.85
T10	Jeff Maggert	67	66	69	73	275/-9	110,400.00	T51	Billy Andrade	69	68	73	72	282/-2	11,366.40
T10	Loren Roberts	70	65	69	71	275/-9	110,400.00	T51	Tom Byrum	69	72	70	71	282/-2	11,366.40
T10	Bob Tway	68	67	71	69	275/-9	110,400.00	T51	Tom Carter	70	71	68	73	282/-2	11,366.40
T15	Robert Allenby	66	69	72	69	276/-8	76,800.00	T51	Per-Ulrik Johansson	71	68	71	72	282/-2	11,366.40
T15	Brent Geiberger	70	67	69	70	276/-8	76,800.00	T51	Bernhard Langer	73	68	69	72	282/-2	11,366.40
T15	Brandt Jobe	72	69	66	69	276/-8	76,800.00	T56	Rich Beem	73	67	71	72	283/-1	10,848.00
T15	Corey Pavin	68	69	72	67	276/-8	76,800.00	T56	Zach Johnson	71	68	77	67	283/-1	10,848.00
T15	Rory Sabbatini	70	67	71	68	276/-8	76,800.00	T56	Tom Lehman	70	70	72	71	283/-1	10,848.00
T20	Sergio Garcia	71	65	72	69	277/-7	55,920.00	T59	Woody Austin	67	69	71	77	284/E	10,416.00
T20	Neal Lancaster	69	68	72	68	277/-7	55,920.00	T59	Fred Couples	66	70	77	71	284/E	10,416.00
T20	Scott McCarron	66	65	72	74	277/-7	55,920.00	T59	Ben Crane	73	67	73	71	284/E	10,416.00
T20	Tim Petrovic	68	68	74	67	277/-7	55,920.00	T59	Frank Lickliter II	74	65	70	75	284/E	10,416.00
T24	Stephen Ames	70	67	72	69	278/-6	37,140.00	T59	Spike McRoy	71	69	71	73	284/E	10,416.00
T24	Russ Cochran	67	66	73	72	278/-6	37,140.00	T59	Justin Rose	75	65	67	77	284/E	10,416.00
T24	Joe Durant	71	65	72	70	278/-6	37,140.00	T65	K.J. Choi	69	72	71	73	285/1	10,032.00
T24	Mathias Gronberg	68	69	71	70	278/-6	37,140.00	T65	Phillip Price	68	73	74	70	285/1	10,032.00
T24	Shaun Micheel	64	70	73	71	278/-6	37,140.00	T67	Luke Donald	69	71	74	72	286/2	9,792.00
T24	Carl Pettersson	68	69	68	73	278/-6	37,140.00	T67	Steve Flesch	70	69	72	75	286/2	9,792.00
T24	Vijay Singh	71	70	68	69	278/-6	37,140.00	T67	Lee Janzen	70	66	76	74	286/2	9,792.00
T24	Hidemichi Tanaka	72	68	71	67	278/-6	37,140.00	T70	Thomas Bjorn	69	71	73	74	287/3	9,504.00
T32	Steve Elkington	73	68	68	70	279/-5	25,988.58	T70	Jeff Brehaut	69	72	70	76	287/3	9,504.00
T32	Aaron Baddeley	70	66	69	74	279/-5	25,988.57	T70	Brenden Pappas	68	73	73	73	287/3	9,504.00
T32	Stewart Cink	69	67	70	73	279/-5	25,988.57	73	Charles Howell III	70	71	75	72	288/4	9,312.00
T32	Fred Funk	71	66	71	71	279/-5	25,988.57	T74	Matt Gogel	70	70	72	77	289/5	9,120.00
T32	Tim Herron	69	64	73	73	279/-5	25,988.57	T74	Jerry Kelly	71	69	76	73	289/5	9,120.00
T32	Jose Maria Olazabal	71	65	74	69	279/-5	25,988.57	T74	Pat Perez	71	68	75	75	289/5	9,120.00
T32	Paul Stankowski	69	68	70	72	279/-5	25,988.57	77	John Riegger	68	71	73	78	290/6	8,928.00
T39	Michael Allen	71	66	70	73	280/-4	19,680.00	78	Jesper Parnevik	69	69	83	74	295/11	8,832.00

## Championship Summaries (cont.)



### 2005 Adam Scott

In 2005, Southern California was pummeled by days of unforgiving rain during tournament week. In fact, it was the worst rain storm in 50 years. Riviera Country Club, home of the 2005 Northern Trust Open, was inundated by 5 inches of rain in 48 hours. With course conditions making continuation of the tournament impossible, the event was shortened to a 36-hole unofficial event for the first time in the tournament's 79-year history. With Adam Scott and Chad Campbell tied for the lead at 9-under par, tournament officials elected to have a sudden-death play off on Monday morning. Starting the playoff on the famous 18th hole in the rain, both Scott and Campbell reached the soggy green in regulation. Scott made his 4-footer for par. Then, Campbell missed his 3-foot putt to give Scott the win. However, although the full purse was awarded to the field, the 36-hole event was not considered an official win on the PGA TOUR since it did not satisfy the 54 hole requirement.

### February 17, 18, 19, 20 – Riviera Country Club

Pos	Player	Rd1	Rd2	Rd3	Rd4	Total	Earnings	Pos	Player	Rd1	Rd2	Rd3	Rd4	Total	Earnings
1	Adam Scott	67	66			133/-9	\$864,000.00	T37	Brandt Jobe	69	71			140/-2	\$19,200.00
2	Chad Campbell	68	65			133/-9	518,400.00	T37	Justin Leonard	68	72			140/-2	19,200.00
T3	Darren Clarke	66	68			134/-8	278,400.00	T37	Jose Maria Olazabal	68	72			140/-2	19,200.00
T3	Brian Davis	65	69			134/-8	278,400.00	T37	Kenny Perry	74	66			140/-2	19,200.00
T5	J.L. Lewis	70	65			135/-7	182,400.00	T37	Chris Riley	71	69			140/-2	19,200.00
T5	Colin Montgomerie	71	64			135/-7	182,400.00	T37	Jeff Sluman	69	71			140/-2	19,200.00
T7	Robert Allenby	69	67			136/-6	134,800.00	T37	Duffy Waldorf	70	70			140/-2	19,200.00
T7	Aaron Baddeley	69	67			136/-6	134,800.00	T37	Mike Weir	67	73			140/-2	19,200.00
T7	Fred Funk	69	67			136/-6	134,800.00	T47	Billy Andrade	73	68			141/-1	11,842.91
T7	Billy Mayfair	70	66			136/-6	134,800.00	T47	Brian Bateman	71	70			141/-1	11,842.91
T7	Kevin Sutherland	67	69			136/-6	134,800.00	T47	John Daly	69	72			141/-1	11,842.91
T7	Bob Tway	68	68			136/-6	134,800.00	T47	James Driscoll	67	74			141/-1	11,842.91
T13	Luke Donald	66	71			137/-5	77,333.34	T47	Brent Geiberger	73	68			141/-1	11,842.91
T13	Stephen Leaney	70	67			137/-5	77,333.34	T47	Charles Howell III	71	70			141/-1	11,842.91
T13	Rocco Mediate	70	67			137/-5	77,333.34	T47	Nick Price	70	71			141/-1	11,842.91
T13	Rich Beem	69	68			137/-5	77,333.33	T47	Patrick Sheehan	70	71			141/-1	11,842.91
T13	Jose Coceres	67	70			137/-5	77,333.33	T47	Hideto Tanihara	72	69			141/-1	11,842.91
T13	Lee Janzen	70	67			137/-5	77,333.33	T47	Lee Westwood	70	71			141/-1	11,842.91
T13	D.A. Points	69	68			137/-5	77,333.33	T47	Craig Barlow	70	71			141/-1	11,842.90
T13	Bo Van Pelt	70	67			137/-5	77,333.33	T58	Stuart Appleby	73	69			142/E	9,936.00
T13	Tiger Woods	67	70			137/-5	77,333.33	T58	Woody Austin	70	72			142/E	9,936.00
T22	Brett Quigley	66	72			138/-4	43,268.58	T58	Jonathan Byrd	71	71			142/E	9,936.00
T22	Michael Allen	68	70			138/-4	43,268.57	T58	Paul Claxton	72	70			142/E	9,936.00
T22	Mark Brooks	70	68			138/-4	43,268.57	T58	Chris DiMarco	70	72			142/E	9,936.00
T22	Angel Cabrera	69	69			138/-4	43,268.57	T58	Steve Elkington	68	74			142/E	9,936.00
T22	Zach Johnson	70	68			138/-4	43,268.57	T58	John Elliott	75	67			142/E	9,936.00
T22	Jerry Kelly	68	70			138/-4	43,268.57	T58	Bob Estes	70	72			142/E	9,936.00
T22	Jeff Maggert	70	68			138/-4	43,268.57	T58	Jim Furyk	71	71			142/E	9,936.00
T29	K.J. Choi	72	67			139/-3	29,220.00	T58	Brian Gay	73	69			142/E	9,936.00
T29	Tim Clark	70	69			139/-3	29,220.00	T58	Tom Gillis	73	69			142/E	9,936.00
T29	Brad Faxon	71	68			139/-3	29,220.00	T58	Jay Haas	72	70			142/E	9,936.00
T29	J.J. Henry	72	67			139/-3	29,220.00	T58	Greg Owen	75	67			142/E	9,936.00
T29	Brendan Jones	71	68			139/-3	29,220.00	T58	Pat Perez	71	71			142/E	9,936.00
T29	Rod Pampling	68	71			139/-3	29,220.00	T58	Loren Roberts	73	69			142/E	9,936.00
T29	Corey Pavin	71	68			139/-3	29,220.00	T58	Justin Rose	74	68			142/E	9,936.00
T29	Tag Ridings	70	69			139/-3	29,220.00	T58	Omar Uresti	67	75			142/E	9,936.00
T37	Alex Cejka	70	70			140/-2	19,200.00	T58	Scott Verplank	73	69			142/E	9,936.00
T37	Fred Couples	70	70			140/-2	19,200.00								

Note: Scott beat Campbell with a par on the first playoff hole.



# Championship Summaries (cont.)



## 2006 Rory Sabbatini

Rory Sabbatini closed with a 1-over 72 – the highest final round by a winner at Riviera Country Club since 1977 – and had few complaints. He outlasted Riviera favorite Fred Couples, won for the first time in three years on the PGA TOUR and finally had something to show for his strong start to the season. The clincher was a 45-foot lag putt on the 18th hole to within a foot, leaving him a tap-in for par to avoid a playoff with defending champion Adam Scott. Scott started the final day nine shots behind and shot 31 on the back nine to close with a 64. Couples, a two-time winner at the Northern Trust Open, caught Sabbatini on the 12th hole and stood over an 8-foot birdie putt on the 13th for the outright lead. He left that short, then ran into trouble with bogeys on three of his last four holes for a 71 to finish fourth. Craig Barlow, who also had a share of the lead with three holes to play, missed two short putts down the stretch and had to settle for a 70 that left him in third. Sabbatini finished at 13-under 271 and earned \$918,000 for his third PGA TOUR victory. The win shot him to the top of the TOUR money list with more than \$2.1 million. He finished the season 12th on the list.

### February 16, 17, 18, 19 – Riviera Country Club

Pos	Player	Rd1	Rd2	Rd3	Rd4	Total	Earnings	Pos	Player	Rd1	Rd2	Rd3	Rd4	Total	Earnings
1	Rory Sabbatini	67	65	67	72	271/-13	\$918,000.00	T39	Justin Rose	64	74	70	75	283/-1	\$20,400.00
2	Adam Scott	68	71	69	64	272/-12	550,800.00	T39	Jimmy Walker	71	71	72	69	283/-1	20,400.00
3	Craig Barlow	67	69	67	70	273/-11	346,800.00	T39	Mike Weir	71	72	70	70	283/-1	20,400.00
4	Fred Couples	66	72	65	71	274/-10	244,800.00	T45	Angel Cabrera	72	71	70	71	284/E	14,586.00
T5	John Rollins	70	71	64	70	275/-9	193,800.00	T45	Stewart Cink	71	71	70	72	284/E	14,586.00
T5	Lee Westwood	71	66	70	68	275/-9	193,800.00	T45	David Duval	68	72	71	73	284/E	14,586.00
T7	Trevor Immelman	67	70	67	72	276/-8	153,637.50	T45	Thomas Levet	68	68	77	71	284/E	14,586.00
T7	Tom Lehman	67	70	70	69	276/-8	153,637.50	T45	Rod Pampling	67	74	70	73	284/E	14,586.00
T7	Carl Pettersson	70	70	68	68	276/-8	153,637.50	T45	Charles Warren	70	73	70	71	284/E	14,586.00
T7	Dean Wilson	64	73	69	70	276/-8	153,637.50	T51	Stuart Appleby	68	73	71	73	285/1	11,934.00
11	Bo Van Pelt	70	71	67	69	277/-7	127,500.00	T51	Aaron Baddeley	72	71	72	70	285/1	11,934.00
T12	Luke Donald	69	70	71	68	278/-6	93,985.72	T51	Bill Haas	71	71	74	69	285/1	11,934.00
T12	Billy Mayfair	66	73	70	69	278/-6	93,985.72	T51	J.B. Holmes	71	72	69	73	285/1	11,934.00
T12	Tom Pernice, Jr.	69	73	68	68	278/-6	93,985.72	T51	Charles Howell III	68	73	71	73	285/1	11,934.00
T12	Tim Clark	70	67	67	74	278/-6	93,985.71	T51	Paul McGinley	70	70	71	74	285/1	11,934.00
T12	Robert Damron	72	70	67	69	278/-6	93,985.71	T51	Scott Verplank	69	73	73	70	285/1	11,934.00
T12	Bob Estes	66	71	69	72	278/-6	93,985.71	T58	Ryan Palmer	71	72	71	72	286/2	11,322.00
T12	Jim Furyk	69	72	65	72	278/-6	93,985.71	T58	Tag Ridings	69	72	73	72	286/2	11,322.00
T19	Harrison Frazar	67	74	71	67	279/-5	64,005.00	T58	Jason Schultz	67	70	76	73	286/2	11,322.00
T19	Geoff Ogilvy	72	71	66	70	279/-5	64,005.00	T61	Briny Baird	74	68	73	72	287/3	10,812.00
T19	Paul Stankowski	70	68	71	70	279/-5	64,005.00	T61	J.L. Lewis	70	72	72	73	287/3	10,812.00
T19	Nick Watney	68	70	69	72	279/-5	64,005.00	T61	Peter Lonard	68	74	72	73	287/3	10,812.00
T23	Jeff Brehaut	68	73	70	69	280/-4	42,985.72	T61	Len Mattiace	71	71	74	71	287/3	10,812.00
T23	Bart Bryant	71	71	69	69	280/-4	42,985.72	T61	Sean O'Hair	70	69	71	77	287/3	10,812.00
T23	J.J. Henry	71	69	72	68	280/-4	42,985.72	T61	Ted Purdy	72	69	75	71	287/3	10,812.00
T23	Ernie Els	70	72	71	67	280/-4	42,985.71	T61	Bob Tway	72	69	72	74	287/3	10,812.00
T23	Brad Faxon	69	71	68	72	280/-4	42,985.71	T68	Doug Barron	69	74	69	76	288/4	10,251.00
T23	Brian Gay	71	67	71	71	280/-4	42,985.71	T68	Rich Beem	75	68	69	76	288/4	10,251.00
T23	Corey Pavin	67	73	68	72	280/-4	42,985.71	T68	Steve Elkington	72	71	73	72	288/4	10,251.00
T30	K.J. Choi	69	69	70	73	281/-3	30,982.50	T68	Mark Hensby	74	67	69	78	288/4	10,251.00
T30	Steve Flesch	71	71	67	72	281/-3	30,982.50	72	Wes Short, Jr.	71	71	70	77	289/5	9,996.00
T30	Brandt Jobe	68	71	71	71	281/-3	30,982.50	T73	Joe Durant	70	70	77	73	290/6	9,843.00
T30	Zach Johnson	71	71	66	73	281/-3	30,982.50	T73	Joey Sindelar	68	74	74	74	290/6	9,843.00
T30	Shaun Micheel	70	71	73	67	281/-3	30,982.50	75	Jesper Parnevik	66	77	74	74	291/7	9,690.00
T30	Kevin Sutherland	68	70	71	72	281/-3	30,982.50	76	Scott Miller	71	72	74	75	292/8	9,588.00
T36	Mark Brooks	72	67	67	76	282/-2	25,075.00	T77	Ben Curtis	74	69	74	76	293/9	9,384.00
T36	Chad Campbell	67	72	69	74	282/-2	25,075.00	T77	Pat Perez	68	74	76	75	293/9	9,384.00
T36	Tim Petrovic	70	72	72	68	282/-2	25,075.00	T77	Henrik Stenson	71	67	80	75	293/9	9,384.00
T39	Olin Browne	68	73	69	73	283/-1	20,400.00	80	Chris Riley	70	72	77	75	294/10	9,180.00
T39	Yasuharu Imano	70	70	71	72	283/-1	20,400.00	81	D.J. Trahan	70	73	79	74	296/12	9,078.00
T39	Greg Owen	69	71	70	73	283/-1	20,400.00								

## Championship Summaries (cont.)



### 2007 Charles Howell III

Charles Howell III made the putt and slammed the door with a playoff victory over Phil Mickelson at the 2007 event. Howell had gone four years and nine runner-up finishes since his first PGA TOUR victory. Howell made three clutch pars in the playoff, the last one on a solid chip to 3 feet to win on the 14th hole. Four shots down at the turn, Howell closed with a 6-under 65 and faced Mickelson in the longest playoff at Riviera in 25 years until Mickelson missed a 10-foot par try on the 14th. In regulation, Mickelson missed a 2-foot par putt on the 13th and made bogey on the 18th to force the playoff.

**February 15, 16, 17, 18 – Riviera Country Club**

Pos	Player	Rd1	Rd2	Rd3	Rd4	Total	FEC Points	Earnings	Pos	Player	Rd1	Rd2	Rd3	Rd4	Total	FEC Points	Earnings
1	Charles Howell III	69	65	69	65	268/-16	4,500	\$936,000.00	T37	Kenny Perry	70	73	68	71	282/-2	107	\$22,360.00
2	Phil Mickelson	66	65	69	68	268/-16	2,700	561,600.00	T37	Ted Purdy	69	71	72	70	282/-2	107	22,360.00
T3	Robert Allenby	69	66	68	68	271/-13	1,300	270,400.00	T37	David Toms	69	70	70	73	282/-2	107	22,360.00
T3	Ernie Els	69	68	67	67	271/-13	1,300	270,400.00	T44	Jason Bohn	71	69	70	73	283/-1	73	15,347.43
T3	Jim Furyk	67	70	67	67	271/-13	1,300	270,400.00	T44	Trevor Immelman	70	72	72	69	283/-1	73	15,347.43
6	Sergio Garcia	67	68	69	69	273/-11	900	187,200.00	T44	George McNeill	71	70	67	75	283/-1	73	15,347.43
7	Padraig Harrington	63	68	70	73	274/-10	837	174,200.00	T44	Rod Pampling	68	71	75	69	283/-1	73	15,347.43
8	Pat Perez	66	69	75	65	275/-9	775	161,200.00	T44	Tim Petrovic	74	68	70	71	283/-1	73	15,347.43
T9	Anthony Kim	72	69	71	64	276/-8	650	135,200.00	T44	Scott Verplank	70	72	72	69	283/-1	73	15,347.43
T9	Rocco Mediate	71	66	71	68	276/-8	650	135,200.00	T44	Heath Slocum	69	74	72	68	283/-1	73	15,347.42
T9	Jeff Quinney	70	70	67	69	276/-8	650	135,200.00	T51	Retief Goosen	71	70	72	71	284/E	59	12,313.60
T9	Rory Sabbatini	69	70	67	70	276/-8	650	135,200.00	T51	Geoff Ogilvy	68	70	67	79	284/E	59	12,313.60
T13	Aaron Baddeley	68	69	70	70	277/-7	455	94,640.00	T51	John Senden	71	70	71	72	284/E	59	12,313.60
T13	Rich Beem	69	68	65	75	277/-7	455	94,640.00	T51	Vaughn Taylor	71	71	68	74	284/E	59	12,313.60
T13	Harrison Frazar	70	72	67	68	277/-7	455	94,640.00	T51	Bo Van Pelt	69	73	71	71	284/E	59	12,313.60
T13	Jose Maria Olazabal	70	70	68	69	277/-7	455	94,640.00	T56	Matt Kuchar	71	72	71	71	285/1	55	11,596.00
T13	Carl Pettersson	72	69	68	68	277/-7	455	94,640.00	T56	Tom Lehman	73	66	72	74	285/1	55	11,596.00
T18	Bart Bryant	72	68	70	68	278/-6	337	70,200.00	T56	Peter Lonard	71	70	70	74	285/1	55	11,596.00
T18	Steve Elkington	69	69	69	71	278/-6	337	70,200.00	T56	Sean O'Hair	72	71	69	73	285/1	55	11,596.00
T18	Cliff Kresge	70	69	71	68	278/-6	337	70,200.00	T56	Tom Pernice, Jr.	70	69	71	75	285/1	55	11,596.00
T18	John Rollins	70	69	67	72	278/-6	337	70,200.00	T56	Kirk Triplett	70	70	73	72	285/1	55	11,596.00
T22	John Daly	70	72	68	69	279/-5	225	46,874.29	T62	Craig Barlow	71	71	68	76	286/2	53	11,128.00
T22	Bill Haas	71	68	69	71	279/-5	225	46,874.29	T62	Justin Rose	72	70	72	72	286/2	53	11,128.00
T22	J.J. Henry	70	71	70	68	279/-5	225	46,874.29	T62	Kevin Sutherland	76	67	71	72	286/2	53	11,128.00
T22	Johnson Wagner	71	66	72	70	279/-5	225	46,874.29	T65	Ryuji Imada	71	70	72	74	287/3	52	10,868.00
T22	Cameron Beckman	67	71	69	72	279/-5	225	46,874.28	T65	Shaun Micheel	70	69	71	77	287/3	52	10,868.00
T22	K.J. Choi	72	67	66	74	279/-5	225	46,874.28	T67	Ken Duke	71	72	74	71	288/4	51	10,660.00
T22	Mike Weir	74	69	70	66	279/-5	225	46,874.28	T67	Nick O'Hern	71	70	72	75	288/4	51	10,660.00
T29	David Howell	67	68	73	72	280/-4	166	34,580.00	T69	Billy Andrade	71	72	73	73	289/5	49	10,296.00
T29	Richard S. Johnson	70	71	71	68	280/-4	166	34,580.00	T69	Stuart Appleby	70	73	73	73	289/5	49	10,296.00
T29	Vijay Singh	68	71	69	72	280/-4	166	34,580.00	T69	Charley Hoffman	69	72	75	73	289/5	49	10,296.00
T29	Kevin Stadler	67	75	70	68	280/-4	166	34,580.00	T69	Robert Karlsson	69	74	71	75	289/5	49	10,296.00
T33	Stewart Cink	70	71	69	71	281/-3	138	28,730.00	T69	Adam Scott	72	70	75	72	289/5	49	10,296.00
T33	Lucas Glover	69	72	71	69	281/-3	138	28,730.00	74	Daisuke Maruyama	72	71	70	77	290/6	48	9,984.00
T33	Zach Johnson	69	73	70	69	281/-3	138	28,730.00	T75	Eric Axley	68	73	75	75	291/7	47	9,828.00
T33	Kevin Na	70	69	69	73	281/-3	138	28,730.00	T75	Tripp Isenhour	70	71	77	73	291/7	47	9,828.00
T37	Briny Baird	66	73	67	76	282/-2	107	22,360.00	T77	Chad Campbell	74	67	75	76	292/8	46	9,620.00
T37	Ben Curtis	69	69	69	75	282/-2	107	22,360.00	T77	Shigeki Maruyama	71	70	75	76	292/8	46	9,620.00
T37	Paul McGinley	70	71	69	72	282/-2	107	22,360.00	79	Mathew Goggin	71	72	78	74	295/11	45	9,464.00
T37	Corey Pavin	72	66	73	71	282/-2	107	22,360.00									

Note: Howell beat Mickelson with a par on the third playoff hole.

# Championship Summaries (cont.)



## 2008 Phil Mickelson

Phil Mickelson avenged his 2007 playoff loss to Charles Howell III at Riviera Country Club, becoming only the second left-hander to win since Mike Weir in 2003 and 2004. It was a 1-under final round that enabled Mickelson to garner his first victory of the 2008 season and his 33rd PGA TOUR title. Finishing with a 12-under-par 272, he bested his fellow Arizona State Sun Devil Jeff Quinney to win the 2008 Northern Trust Open. "I think it has some of the greatest holes on the PGA TOUR, and it's fun to play well here, because early in my career I did not. This was really the first year I played well here and to break through with a victory feels terrific." Mickelson reversed the memories of last year's failings. "I felt I had the tournament won last year and I bogeyed 18. I didn't want to get ahead of myself. I wanted to try to play each shot smart coming down the stretch and not get too emotional." This strategy proved successful, but he was aided by Quinney's four bogeys over the last six holes of Sunday's round. The two matched birdies on the par-5 11th and again with pars on the par-4 12th before Mickelson's concluded with a string of three pars to round out the final holes for the win.

### February 14, 15, 16, 17 – Riviera Country Club

Pos	Player	Rd1	Rd2	Rd3	Rd4	Total	FEC Points	Earnings	Pos	Player	Rd1	Rd2	Rd3	Rd4	Total	FEC Points	Earnings
1	Phil Mickelson	68	64	70	70	272/-12	4,500	\$1,116,000.00	T36	George McNeill	72	69	71	72	284/E	110	\$27,318.75
2	Jeff Quinney	69	67	67	71	274/-10	2,700	669,600.00	T36	Jeff Overton	74	69	70	71	284/E	110	27,318.75
T3	Luke Donald	68	71	70	68	277/-7	1,450	359,600.00	T36	Pat Perez	69	72	71	72	284/E	110	27,318.75
T3	Pdraig Harrington	69	69	71	68	277/-7	1,450	359,600.00	T36	Vijay Singh	71	72	71	70	284/E	110	27,318.75
T5	Ryuji Imada	71	69	70	68	278/-6	950	235,600.00	T44	Billy Mayfair	68	69	74	74	285/1	85	21,080.00
T5	Scott Verplank	68	69	71	70	278/-6	950	235,600.00	T44	Rory Sabbatini	72	67	74	72	285/1	85	21,080.00
T7	Robert Allenby	70	66	75	68	279/-5	753	186,775.00	T46	Aaron Baddeley	73	70	74	69	286/2	65	16,120.00
T7	Stuart Appleby	69	70	69	71	279/-5	753	186,775.00	T46	Craig Barlow	69	74	69	74	286/2	65	16,120.00
T7	K.J. Choi	65	73	71	70	279/-5	753	186,775.00	T46	Brian Bateman	70	70	76	70	286/2	65	16,120.00
T7	J.B. Holmes	74	66	69	70	279/-5	753	186,775.00	T46	Sergio Garcia	74	71	69	72	286/2	65	16,120.00
T11	Chad Campbell	67	70	73	70	280/-4	575	142,600.00	T46	Zach Johnson	72	67	71	76	286/2	65	16,120.00
T11	Steve Stricker	71	69	71	69	280/-4	575	142,600.00	T46	Steve Marino	69	70	71	76	286/2	65	16,120.00
T11	Mark Wilson	70	70	69	71	280/-4	575	142,600.00	T46	Scott McCarron	72	65	76	73	286/2	65	16,120.00
T14	Joe Durant	71	70	69	71	281/-3	387	96,100.00	T46	Tom Pernice, Jr.	72	72	68	74	286/2	65	16,120.00
T14	Steve Flesch	71	71	68	71	281/-3	387	96,100.00	T46	Toru Taniguchi	72	71	71	72	286/2	65	16,120.00
T14	Jason Gore	71	72	71	67	281/-3	387	96,100.00	T55	Ben Crane	70	74	73	70	287/3	56	14,074.00
T14	Matt Kuchar	73	71	70	67	281/-3	387	96,100.00	T55	Charles Howell III	71	70	74	72	287/3	56	14,074.00
T14	John Rollins	68	70	69	74	281/-3	387	96,100.00	T55	Fredrik Jacobson	72	73	72	70	287/3	56	14,074.00
T14	Adam Scott	73	69	70	69	281/-3	387	96,100.00	T55	Kevin Na	66	76	73	72	287/3	56	14,074.00
T14	Bubba Watson	71	68	71	71	281/-3	387	96,100.00	T59	Michael Allen	75	70	73	70	288/4	55	13,640.00
T14	Charlie Wi	70	68	71	72	281/-3	387	96,100.00	T59	Cody Freeman	70	74	72	72	288/4	55	13,640.00
T22	Paul Casey	73	70	69	70	282/-2	213	53,044.45	T59	Dustin Johnson	68	73	69	78	288/4	55	13,640.00
T22	Peter Lonard	69	70	74	69	282/-2	213	53,044.45	T62	Cameron Beckman	74	70	72	73	289/5	52	13,082.00
T22	Kevin Sutherland	70	69	73	70	282/-2	213	53,044.45	T62	Ben Curtis	70	71	76	72	289/5	52	13,082.00
T22	Marc Turnesa	75	70	67	70	282/-2	213	53,044.45	T62	Shigeki Maruyama	71	74	74	70	289/5	52	13,082.00
T22	Lucas Glover	72	69	70	71	282/-2	213	53,044.44	T62	Rocco Mediate	75	70	70	74	289/5	52	13,082.00
T22	Nathan Green	72	70	70	70	282/-2	213	53,044.44	T62	Ryan Moore	72	71	71	75	289/5	52	13,082.00
T22	Vaughn Taylor	67	70	71	74	282/-2	213	53,044.44	T62	Kenny Perry	72	73	70	74	289/5	52	13,082.00
T22	David Toms	71	68	72	71	282/-2	213	53,044.44	T68	Mathew Goggins	73	71	72	74	290/6	50	12,586.00
T22	D.J. Trahan	70	74	66	72	282/-2	213	53,044.44	T68	Kevin Streelman	75	69	74	72	290/6	50	12,586.00
T31	Angel Cabrera	68	73	70	72	283/-1	148	36,766.00	T70	Briny Baird	71	74	70	76	291/7	49	12,152.00
T31	Fred Couples	70	70	72	71	283/-1	148	36,766.00	T70	Fred Funk	74	70	71	76	291/7	49	12,152.00
T31	Brandt Jobe	71	68	71	73	283/-1	148	36,766.00	T70	Will MacKenzie	71	73	75	72	291/7	49	12,152.00
T31	Hunter Mahan	68	74	70	71	283/-1	148	36,766.00	T70	Bo Van Pelt	71	74	72	74	291/7	49	12,152.00
T31	Tag Ridings	75	68	70	70	283/-1	148	36,766.00	T70	Dean Wilson	71	72	74	74	291/7	49	12,152.00
T36	Brad Adamonis	72	71	69	72	284/E	110	27,318.75	T75	Eric Axley	71	72	78	71	292/8	47	11,656.00
T36	Bart Bryant	74	69	71	70	284/E	110	27,318.75	T75	John Daly	69	74	73	76	292/8	47	11,656.00
T36	Alex Cejka	68	72	73	71	284/E	110	27,318.75	T75	Carl Pettersson	70	74	74	74	292/8	47	11,656.00
T36	Bill Haas	72	71	72	69	284/E	110	27,318.75	T78	Chez Reavie	73	71	71	78	293/9	46	11,408.00

# Championship Summaries (cont.)



## 2009 Phil Mickelson

Phil Mickelson captured a second consecutive Northern Trust Open, riding a rollercoaster of scoring during the week -- 63-72-62-72 -- to win for the 35th time in his career. He finished at 15-under 269 and joined Ben Hogan, Corey Pavin and Mike Weir as the only back-to-back winners at Riviera. Mickelson began the final round with a four-stroke lead but fell two behind Steve Stricker with three holes left in the tournament. He made a 5-foot birdie putt on the par-3 16th hole and then two-putted for birdie from 70 feet on the par-5 17th hole to go ahead by one. Mickelson two-putted for par from the edge of the 18th green, making a 6-footer to win it.

**February 19, 20, 21, 22 – Riviera Country Club**

Pos	Player	Rd1	Rd2	Rd3	Rd4	Total	FEC Points	Earnings
1	Phil Mickelson	63	72	62	72	269/-15	500	\$1,134,000.00
2	Steve Stricker	68	66	69	67	270/-14	300	680,400.00
T3	K.J. Choi	66	69	67	69	271/-13	145	327,600.00
T3	Fred Couples	67	70	65	69	271/-13	145	327,600.00
T3	Andres Romero	66	70	65	70	271/-13	145	327,600.00
T6	Mark Calcavecchia	70	69	64	69	272/-12	88.75	203,962.50
T6	Luke Donald	66	69	69	68	272/-12	88.75	203,962.50
T6	J.B. Holmes	73	67	64	68	272/-12	88.75	203,962.50
T6	Rory Sabbatini	68	67	67	70	272/-12	88.75	203,962.50
T10	Brendon de Jonge	69	70	67	67	273/-11	70	157,500.00
T10	Dustin Johnson	66	70	67	70	273/-11	70	157,500.00
T10	Scott McCarron	64	68	70	71	273/-11	70	157,500.00
T13	Rich Beem	68	69	69	68	274/-10	57	118,125.00
T13	Angel Cabrera	72	68	68	66	274/-10	57	118,125.00
T13	Tim Clark	68	72	66	68	274/-10	57	118,125.00
T13	Chris DiMarco	68	72	66	68	274/-10	57	118,125.00
T17	Robert Allenby	70	67	68	71	276/-8	50.5	79,695.00
T17	Brian Davis	69	69	68	70	276/-8	50.5	79,695.00
T17	Richard S. Johnson	70	68	67	71	276/-8	50.5	79,695.00
T17	Hunter Mahan	69	69	68	70	276/-8	50.5	79,695.00
T17	Kenny Perry	70	68	69	69	276/-8	50.5	79,695.00
T17	Kevin Sutherland	72	67	68	69	276/-8	50.5	79,695.00
T17	Bubba Watson	69	71	68	68	276/-8	50.5	79,695.00
T17	Dean Wilson	66	72	67	71	276/-8	50.5	79,695.00
T25	Tommy Armour III	67	67	72	71	277/-7	44	49,140.00
T25	Jason Bohn	73	66	68	70	277/-7	44	49,140.00
T25	Ben Curtis	68	69	69	71	277/-7	44	49,140.00
T25	Kevin Na	67	69	72	69	277/-7	44	49,140.00
T25	Jeff Quinney	69	71	70	67	277/-7	44	49,140.00
T30	Woody Austin	68	70	69	71	278/-6	37	35,840.00
T30	Briny Baird	67	70	68	73	278/-6	37	35,840.00
T30	Charley Hoffman	68	72	70	68	278/-6	37	35,840.00
T30	Bill Lunde	69	67	71	71	278/-6	37	35,840.00
T30	Geoff Ogilvy	68	67	71	72	278/-6	37	35,840.00
T30	Pat Perez	69	66	75	68	278/-6	37	35,840.00
T30	D.J. Trahan	67	72	72	67	278/-6	37	35,840.00
T30	Marc Turnesa	69	68	71	70	278/-6	37	35,840.00
T30	Bo Van Pelt	68	71	74	65	278/-6	37	\$35,840.00
T39	Bob Estes	72	65	73	69	279/-5	31.5	27,720.00
T39	Jeev M. Singh	69	70	71	69	279/-5		27,720.00
T41	Brad Adamonis	70	70	72	68	280/-4	25.5	20,386.80
T41	Cameron Beckman	70	71	71	68	280/-4	25.5	20,386.80
T41	Jim Furyk	66	71	75	68	280/-4	25.5	20,386.80
T41	Soren Hansen	70	69	72	69	280/-4		20,386.80
T41	Jerry Kelly	72	68	69	71	280/-4	25.5	20,386.80
T41	Jeff Klauk	67	72	68	73	280/-4	25.5	20,386.80
T41	John Mallinger	70	68	73	69	280/-4	25.5	20,386.80
T41	Graeme McDowell	70	71	66	73	280/-4		20,386.80
T41	Rocco Mediate	70	68	70	72	280/-4	25.5	20,386.80
T41	Joe Ogilvie	70	70	69	71	280/-4	25.5	20,386.80
T51	Aaron Baddeley	71	70	72	68	281/-3	17.5	14,826.00
T51	Bart Bryant	74	67	71	69	281/-3	17.5	14,826.00
T51	Ernie Els	71	67	73	70	281/-3	17.5	14,826.00
T51	Brandt Jobe	68	72	70	71	281/-3	17.5	14,826.00
T51	Carl Pettersson	68	71	72	70	281/-3	17.5	14,826.00
T51	Kirk Triplett	67	70	73	71	281/-3	17.5	14,826.00
T57	Chad Campbell	72	68	69	73	282/-2	13.5	14,175.00
T57	Matt Kuchar	70	68	75	69	282/-2	13.5	14,175.00
T59	David Duval	70	69	71	73	283/-1	10	13,734.00
T59	Charles Howell III	72	67	75	69	283/-1	10	13,734.00
T59	Ryuji Imada	67	73	71	72	283/-1	10	13,734.00
T59	Nick Watney	71	68	73	71	283/-1	10	13,734.00
T59	Charlie Wi	70	71	74	68	283/-1	10	13,734.00
T64	Stephen Ames	71	70	71	72	284/E	5	13,104.00
T64	Stuart Appleby	71	68	73	72	284/E	5	13,104.00
T64	Michael Letzig	70	71	71	72	284/E	5	13,104.00
T64	John Merrick	66	71	72	75	284/E	5	13,104.00
T64	Scott Verplank	71	70	71	72	284/E	5	13,104.00
69	Retief Goosen	68	71	71	75	285/1	2	12,726.00
70	Jimmy Walker	69	70	70	77	286/2	1	12,600.00
71	Ryan Moore	68	71	77	71	287/3	0.98	12,474.00
T72	Daniel Chopra	73	67	74	74	288/4	0.95	12,285.00
T72	Mike Weir	70	71	70	77	288/4	0.95	12,285.00
74	Jason Gore	69	70	75	75	289/5	0.92	12,096.00

# Championship Summaries (cont.)



## 2010 Steve Stricker

Steve Stricker, a runner-up to Phil Mickelson at the 2009 Northern Trust Open, claimed his eighth career victory with a final-round 70 at the 2010 Northern Trust Open, but it wasn't smooth sailing on Sunday. With a six-shot lead at Riviera to start the day, Stricker's lead was cut in half after four holes after he missed a short par putt. It was down to two shots when Luke Donald made a 10-foot birdie on the fifth hole, and it might have vanished entirely had Donald not missed birdie putts of about the same length on the next two holes. Back-to-back birdies at the turn settled Stricker down and another clutch putt for par on the 15th hole essentially clinched the win. Stricker's victory was the fourth in his last 15 starts and moved him up to No. 2 in the world for the second time in his career.

**February 4-7, 2010 - Riviera Country Club**

Pos	Player	Rd1	Rd2	Rd3	Rd4	Total	FEC Points	Earnings
1	Steve Stricker	67	65	66	70	268	500.00	\$1,152,000.00
2	Luke Donald	68	70	66	66	270	300.00	691,200.00
T3	J.B. Holmes	68	69	67	67	271	162.5	371,200.00
T3	Dustin Johnson	64	67	74	66	271	162.5	371,200.00
T5	Paul Goydos	69	72	68	65	274	96.25	224,800.00
T5	Steve Marino	70	67	69	68	274	96.25	224,800.00
T5	George McNeill	70	69	66	69	274	96.25	224,800.00
T5	Andres Romero	65	69	70	70	274	96.25	224,800.00
9	Ricky Barnes	66	71	69	69	275	80.00	185,600.00
T10	Jason Bohn	69	75	67	65	276	65.40	147,200.00
T10	Ernie Els	68	70	70	68	276	65.40	147,200.00
T10	Kevin Na	72	67	71	66	276	65.40	147,200.00
T10	Alex Prugh	71	69	66	70	276	65.40	147,200.00
T10	Kevin Stadler	65	71	69	71	276	65.40	147,200.00
T15	Ryuji Imada	73	68	68	68	277	54.00	102,400.00
T15	Marc Leishman	71	71	70	65	277	54.00	102,400.00
T15	Webb Simpson	70	73	69	65	277	54.00	102,400.00
T15	Bo Van Pelt	70	70	69	68	277	54.00	102,400.00
T15	Y.E. Yang	71	70	68	68	277	54.00	102,400.00
T20	Jim Furyk	71	70	68	69	278	48.00	66,742.86
T20	Matt Kuchar	69	71	72	66	278	48.00	66,742.86
T20	Brandt Snedeker	66	72	69	71	278	48.00	66,742.86
T20	Charlie Wi	72	68	69	69	278	48.00	66,742.86
T20	Tim Wilkinson	69	67	71	71	278	48.00	66,742.86
T20	Kevin Sutherland	69	71	68	70	278	48.00	66,742.85
T20	Scott Verplank	68	74	65	71	278	48.00	\$66,742.85
T27	Michael Allen	69	70	71	69	279	42.00	45,440.00
T27	Robert Allenby	72	69	70	68	279	42.00	45,440.00
T27	K.J. Choi	71	72	71	65	279	42.00	45,440.00
T27	Rod Pampling	70	70	73	66	279	42.00	45,440.00
T27	John Rollins	71	71	67	70	279	42.00	45,440.00
T32	Stewart Cink	71	71	67	71	280	37.00	36,224.00
T32	Tim Clark	69	72	71	68	280	37.00	36,224.00
T32	Ryo Ishikawa	68	68	72	72	280		36,224.00
T32	Michael Letzig	71	72	68	69	280	37.00	36,224.00
T32	Bryce Molder	71	68	71	70	280	37.00	36,224.00
T37	Woody Austin	71	72	70	68	281	30.50	26,880.00
T37	Jonathan Byrd	68	74	71	68	281	30.50	26,880.00
T37	Chad Campbell	70	72	71	68	281	30.50	26,880.00
T37	Fred Couples	69	72	72	68	281	30.50	26,880.00
T37	Charley Hoffman	68	71	70	72	281	30.50	26,880.00

Pos	Player	Rd1	Rd2	Rd3	Rd4	Total	FEC Points	Earnings
T37	Troy Matteson	68	69	74	70	281	30.50	\$26,880.00
T37	Justin Rose	69	67	73	72	281	30.50	26,880.00
T37	Jimmy Walker	71	72	71	67	281	30.50	26,880.00
T45	Rich Beem	74	-69	68	71	282	25.50	20,480.00
T45	Phil Mickelson	72	66	71	73	282	25.50	20,480.00
T47	Briny Baird	70	72	69	72	283	22.00	16,921.60
T47	Matt Bettencourt	70	74	72	67	283	22.00	16,921.60
T47	Brian Davis	72	70	68	73	283	22.00	16,921.60
T47	Vaughn Taylor	73	70	72	68	283	22.00	16,921.60
T47	D.J. Trahan	72	71	72	68	283	22.00	16,921.60
T52	Anthony Kim	71	66	69	78	284	18.50	15,232.00
T52	D.A. Points	69	72	70	73	284	18.50	15,232.00
T54	Aaron Baddeley	72	72	70	71	285	14.00	14,464.00
T54	Martin Laird	72	72	69	72	285	14.00	\$14,464.00
T54	John Merrick	70	72	68	75	285	14.00	14,464.00
T54	Brenden Pappas (Q)	71	68	72	74	285	14.00	14,464.00
T54	Brett Quigley	70	73	72	70	285	14.00	14,464.00
T54	Roland Thatcher	68	73	74	70	285	14.00	14,464.00
T54	Mark Wilson	72	72	72	69	285	14.00	14,464.00
T61	Stuart Appleby	71	71	71	73	286	7.00	13,568.00
T61	Angel Cabrera	71	73	71	71	286	7.00	13,568.00
T61	Greg Chalmers	71	73	70	72	286	7.00	13,568.00
T61	Ben Curtis	73	68	75	70	286	7.00	13,568.00
T61	J.J. Henry	70	73	71	72	286	7.00	13,568.00
T61	Justin Leonard	71	73	71	71	286	7.00	13,568.00
T61	Jeff Overton	70	71	71	74	286	7.00	13,568.00
68	Nicholas Thompson	69	73	74	71	287	3.00	13,056.00
T69	Craig Bowden (Q)	69	74	73	73	289	1.50	12,864.00
T69	Steve Flesch	73	70	73	73	289	1.50	12,864.00
71	Parker McLachlin	71	73	72	76	292	.98	12,672.00
72	Kevin Streelman	69	73	74	78	294	.96	12,544.00
T73	Bob Estes	72	72	73		217	.93	12,352.00
T73	Nick O'Hern	69	74	74		217	.93	12,352.00
75	Fredrik Jacobson	68	74	76		218	.90	12,160.00
T76	David Duval (S)	68	75	76		219	.85	11,840.00
T76	Bill Lunde	72	72	75		219	.85	11,840.00
T76	Ryan Moore	70	74	75		219	.85	11,840.00
T76	Rory Sabbatini	68	74	77		219	.85	11,840.00
T80	Cameron Beckman	67	77	76		220	.79	11,456.00
T80	Richard S. Johnson	74	70	76		220	.79	11,456.00

## Championship Summaries (cont.)



### 2011 Aaron Baddeley

At the 2011 Northern Trust Open, Australia's Aaron Baddeley, 29, won for the first time in four years, eventually beating World Golf Hall of Fame member Vijay Singh by two strokes. Baddeley began the final round with a one-stroke lead, only to be quickly tied by Fred Couples, who birdied the first three holes. Clearly the sentimental favorite, the 51-year-old veteran and two-time Northern Trust Open champion couldn't keep the pace, eventually finishing with a 73 and in a tie for seventh. Singh applied pressure, closing to within a shot with a birdie at No. 11, by bogeys on the next two holes gave Baddeley a cushion he wouldn't relinquish. Baddeley recovered from a messy double-bogey at the 12th hole with a clutch 25-foot birdie putt on the next.

**February 14-20, 2011 - Riviera Country Club**

Pos	Player	Rd1	Rd2	Rd3	Rd4	Total	FEC Points	Earnings
1	Aaron Baddeley	67	69	67	69	272	500.00	1,170,000.00
2	Vijay Singh	68	70	67	69	274	300.00	702,000.00
3	Kevin Na	71	66	67	71	275	190.00	442,000.00
T4	Robert Allenby	67	70	71	68	276	115.00	268,666.67
T4	Jimmy Walker	68	71	69	68	276	115.00	268,666.67
T4	Ryan Moore	69	68	70	69	276	115.00	268,666.66
T7	K.J. Choi	70	69	70	68	277	87.50	209,625.00
T7	Fred Couples	68	66	70	73	277	87.50	209,625.00
T9	David Duval	71	71	69	67	278	75.00	175,500.00
T9	J.J. Henry	69	74	69	66	278	75.00	175,500.00
T9	Justin Rose	69	69	70	70	278	75.00	175,500.00
T12	Paul Casey	71	67	73	68	279	55.88	112,666.67
T12	Ben Curtis	71	70	71	67	279	55.88	112,666.67
T12	Retief Goosen	69	71	70	69	279	55.88	112,666.67
T12	Bill Haas	67	74	71	67	279	55.88	112,666.67
T12	Kevin Stadler	70	71	69	69	279	55.88	112,666.67
T12	Jhonattan Vegas	71	70	72	66	279	55.88	112,666.67
T12	Stuart Appleby	69	72	68	70	279	55.88	112,666.66
T12	J.B. Holmes	67	69	72	71	279	55.88	112,666.66
T12	Spencer Levin	67	69	72	71	279	55.88	112,666.66
T21	Paul Goydos	72	73	68	67	280	48.50	70,200.00
T21	Geoff Ogilvy	69	71	71	69	280	48.50	70,200.00
T21	John Senden	67	69	71	73	280	48.50	70,200.00
T21	Cameron Tringale	71	68	71	70	280	48.50	70,200.00
T25	Erik Compton	72	70	75	64	281		51,837.50
T25	Martin Laird	67	73	69	72	281	44.50	51,837.50
T25	Zack Miller	76	66	71	68	281	44.50	51,837.50
T25	Vaughn Taylor	71	71	68	71	281	44.50	51,837.50
T29	Brendon de Jonge	72	72	69	69	282	39.50	41,329.17
T29	Jason Dufner	70	75	68	69	282	39.50	41,329.17
T29	Zach Johnson	73	70	68	71	282	39.50	41,329.17
T29	Steve Stricker	73	72	65	72	282	39.50	41,329.17
T29	Stewart Cink	70	67	71	74	282	39.50	41,329.16
T29	Trevor Immelman	70	67	72	73	282	39.50	41,329.16
T35	Rickie Fowler	74	71	68	70	283	31.50	28,697.50
T35	Jim Furyk	75	70	71	67	283	31.50	28,697.50
T35	Tommy Gainey	71	71	69	72	283	31.50	28,697.50
T35	Hunter Haas	71	69	70	73	283	31.50	28,697.50
T35	Brandt Jobe	71	73	69	70	283	31.50	28,697.50
T35	Matt Kuchar	69	73	69	72	283	31.50	\$28,697.50
T35	Jarrold Lyle	70	72	71	70	283	31.50	28,697.50
T35	Steve Marino	71	71	70	71	283	31.50	28,697.50
T35	Phil Mickelson	71	70	74	68	283	31.50	28,697.50
T35	Ryan Palmer	70	71	70	72	283	31.50	28,697.50
T45	Steve Flesch	73	71	72	68	284	23.50	18,590.00
T45	Scott McCarron	72	72	70	70	284	23.50	18,590.00
T45	Jeff Overton	73	71	72	68	284	23.50	18,590.00
T45	Scott Piercy	73	66	73	72	284	23.50	18,590.00
T45	Michael Putnam	72	69	72	71	284	23.50	18,590.00
T45	Peter Tomasulo	68	74	71	71	284	23.50	18,590.00
T51	Chad Collins	70	73	69	73	285	18.50	15,502.50
T51	Harrison Frazar	69	74	65	77	285	18.50	15,502.50
T51	Robert Garrigus	73	69	72	71	285	18.50	15,502.50
T51	Lucas Glover	73	72	70	70	285	18.50	15,502.50
T55	Pdraig Harrington	68	71	75	72	286	13.00	14,560.00
T55	Charley Hoffman	71	74	68	73	286	13.00	14,560.00
T55	Hunter Mahan	72	71	72	71	286	13.00	14,560.00
T55	Corey Pavin	69	71	76	70	286	13.00	14,560.00
T55	Carl Pettersson	67	78	70	71	286	13.00	14,560.00
T55	Andres Romero	72	73	72	69	286	13.00	14,560.00
T55	D.J. Trahan	71	73	71	71	286	13.00	14,560.00
T62	Yuta Ikeda	71	73	74	69	287		3,845.00
T62	Robert Karlsson	71	70	72	74	287	7.50	13,845.00
T62	Louis Oosthuizen	71	70	72	74	287	7.50	13,845.00
T62	Tim Petrovic	74	70	75	68	287	7.50	13,845.00
T66	Charles Howell III	72	72	73	71	288	4.50	13,455.00
T66	Shaun Micheel	72	69	72	75	288	4.50	13,455.00
T68	Arjun Atwal	71	74	72	72	289	2.50	13,195.00
T68	Justin Leonard	73	72	72	72	289	2.50	13,195.00
T70	Jason Bohn	72	73	72	73	290	.99	12,935.00
T70	Matt Jones	71	74	72	73	290	.99	12,935.00
T72	Ricky Barnes	72	73	71	75	291	.95	12,675.00
T72	Sean O'Hair	72	71	75	73	291	.95	12,675.00
T74	Michael Sim	70	71	77	74	292	.91	12,415.00
T74	Mark Wilson	71	73	76	72	292	.91	12,415.00
T76	Troy Merritt	71	74	75	73	293	.88	12,220.00
T77	Brian Davis	68	76	78	72	294	.86	12,090.00

# Championship Summaries (cont.)



## 2012 Bill Haas

Bill Haas defeated Phil Mickelson and Keegan Bradley with a birdie-3 on the second playoff hole (No. 10) at the 2012 Northern Trust Open for his fourth career PGA TOUR win. Haas holed a 45-foot birdie putt across the green to take home the title, just five months after claiming the TOUR Championship by Coca-Cola and the FedExCup in dramatic fashion. Haas' playoff victory came about after Mickelson and Bradley worked their own heroics on No. 18 in regulation, with Mickelson ramming in a birdie putt from just outside 25 feet for birdie and Bradley making his own birdie putt just moments later from 12 feet.

**February 13-19, 2012 - Riviera Country Club**

Pos	Player	Rd1	Rd2	Rd3	Rd4	Total	FEC Points	Earnings
1	Bill Haas	72	68	68	69	277/-7	500.00	\$1,188,000.00
T2	Keegan Bradley	71	69	66	71	277/-7	245.00	580,800.00
T2	Phil Mickelson	66	70	70	71	277/-7	245.00	580,800.00
T4	Sergio Garcia	69	76	70	64	279/-5	108.75	259,875.00
T4	Dustin Johnson	71	70	67	71	279/-5	108.75	259,875.00
T4	Jarrold Lyle	73	65	71	70	279/-5	108.75	259,875.00
T4	Jimmy Walker	72	66	72	69	279/-5	108.75	259,875.00
T8	Jonathan Byrd	68	70	69	73	280/-4	80.00	191,400.00
T8	J.B. Holmes	67	73	70	70	280/-4	80.00	191,400.00
T8	Bo Van Pelt	74	68	68	70	280/-4	80.00	191,400.00
T11	Aaron Baddeley	73	69	66	73	281/-3	67.50	158,400.00
T11	Jim Furyk	72	70	69	70	281/-3	67.50	158,400.00
T13	Fredrik Jacobson	72	72	71	67	282/-2	57.00	123,750.00
T13	Pat Perez	72	65	70	75	282/-2	57.00	123,750.00
T13	Justin Rose	70	70	71	71	282/-2	57.00	123,750.00
T13	Bubba Watson	70	69	72	71	282/-2	57.00	123,750.00
T17	Adam Scott	73	71	69	70	283/-1	51.00	86,365.72
T17	Brandt Snedeker	75	70	68	70	283/-1	51.00	86,365.72
T17	Michael Thompson	72	72	71	68	283/-1	51.00	86,365.72
T17	Zach Johnson	71	69	71	72	283/-1	51.00	86,365.71
T17	Marc Leishman	70	69	71	73	283/-1	51.00	86,365.71
T17	Bryce Molder	74	67	66	76	283/-1	51.00	86,365.71
T17	Ryan Moore	72	69	68	74	283/-1	51.00	86,365.71
T24	Kevin Chappell	73	67	73	71	284/E	43.00	49,940.00
T24	K.J. Choi	69	71	74	70	284/E	43.00	49,940.00
T24	Matt Kuchar	69	69	75	71	284/E	43.00	49,940.00
T24	Hunter Mahan	67	75	70	72	284/E	43.00	49,940.00
T24	Ryan Palmer	76	69	68	71	284/E	43.00	49,940.00
T24	Kevin Stadler	71	71	72	70	284/E	43.00	49,940.00
T24	Kyle Stanley	74	68	70	72	284/E	43.00	49,940.00
T24	Cameron Tringale	70	74	69	71	284/E	43.00	49,940.00
T24	Johnson Wagner	73	71	68	72	284/E	43.00	49,940.00
33	Vijay Singh	74	70	71	70	285/1	38.00	38,940.00
T34	Briny Baird	71	70	72	73	286/2	33.50	31,927.50
T34	Retief Goosen	73	67	72	74	286/2	33.50	31,927.50
T34	J.J. Killeen	71	69	71	75	286/2	33.50	31,927.50
T34	Jason Kokrak	76	67	70	73	286/2	33.50	31,927.50
T34	Carl Pettersson	68	70	76	72	286/2	33.50	31,927.50

Pos	Player	Rd1	Rd2	Rd3	Rd4	Total	FEC Points	Earnings
T34	Nick Watney	73	70	69	74	286/2	33.50	\$31,927.50
T34	Charlie Wi	75	69	70	72	286/2	33.50	31,927.50
T34	Y.E. Yang	72	72	69	73	286/2	33.50	31,927.50
T42	Erik Compton	73	72	69	73	287/3	28.50	25,080.00
T42	Brendon de Jonge	73	69	71	74	287/3	28.50	25,080.00
T44	Graham DeLaet	73	68	73	74	288/4	25.00	20,512.80
T44	Padraig Harrington	74	70	74	70	288/4	25.00	20,512.80
T44	David Hearn	70	73	74	71	288/4	25.00	20,512.80
T44	Jeff Overton	73	72	71	72	288/4	25.00	20,512.80
T44	John Senden	73	70	72	73	288/4	25.00	20,512.80
T49	Harrison Frazar	71	74	74	70	289/5	21.00	16,676.00
T49	Bobby Gates	73	72	69	75	289/5	21.00	16,676.00
T49	George McNeill	76	67	73	73	289/5	21.00	16,676.00
T52	Bud Cauley	74	70	71	75	290/6	17.50	15,477.00
T52	Jason Dufner	72	72	73	73	290/6	17.50	15,477.00
T52	Tommy Gainey	70	73	70	77	290/6	17.50	15,477.00
T52	Spencer Levin	73	66	73	78	290/6	17.50	15,477.00
T56	Luke Donald	70	72	71	78	291/7	14.00	14,916.00
T56	John Mallinger	71	71	75	74	291/7	14.00	14,916.00
T56	Kevin Streelman	74	70	71	76	291/7	14.00	14,916.00
T59	Ken Duke	69	72	78	73	292/8	11.00	14,520.00
T59	Ernie Els	73	68	73	78	292/8	11.00	14,520.00
T59	Vaughn Taylor	72	71	73	76	292/8	11.00	14,520.00
T62	Ricky Barnes	71	71	77	74	293/9	7.00	13,992.00
T62	Jason Day	73	71	75	74	293/9	7.00	13,992.00
T62	Rickie Fowler	75	69	70	79	293/9	7.00	13,992.00
T62	Billy Mayfair	72	73	72	76	293/9	7.00	13,992.00
T62	Joe Ogilvie	71	71	72	79	293/9	7.00	13,992.00
T67	Cameron Beckman	70	75	71	78	294/10	3.50	13,530.00
T67	Stewart Cink	69	71	74	80	294/10	3.50	13,530.00
T69	Troy Matteson	68	75	77	75	295/11	1.32	13,200.00
T69	Brendan Steele	69	74	74	78	295/11	1.32	13,200.00
T69	Gary Woodland	73	71	74	77	295/11	1.32	13,200.00
T72	Matt Bettencourt	73	70	77	76	296/12	.94	12,804.00
T72	Ryo Ishikawa	73	70	76	77	296/12	.94	12,804.00
T72	Sunghoon Kang	72	71	73	80	296/12	.94	12,804.00
75	Bill Lunde	73	72	74	78	297/13	.90	12,540.00
76	Kevin Na	74	71	78	77	300/16	.88	12,408.00

## Championship Summaries (cont.)



### 2013 John Merrick

John Merrick authored a storybook ending to the 2013 Northern Trust Open, becoming the first Los Angeles County native to win the event in its 87-year history. Merrick relied on knowledge of The Riviera Country Club that he gained in college as a member of the UCLA men's golf team to defeat Charlie Beljan in a two-hole playoff, capturing his first PGA TOUR win just 30 miles north of where he grew up - in Long Beach, Calif. - and where he still lives. Merrick and Beljan tied with pars on No. 18, the first hole of sudden death. The pair moved to No. 10, where Beljan missed a 6-footer to give Merrick the victory.

**February 11-17, 2013 - Riviera Country Club**

Pos	Player	Rd1	Rd2	Rd3	Rd4	Total	FEC Points	Earnings
1	John Merrick	68	66	70	69	273/-11	500.00	\$1,188,000.00
2	Charlie Beljan	67	71	68	67	273/-11	300.00	712,800.00
T3	Bill Haas	70	67	64	73	274/-10	145.00	343,200.00
T3	Freddie Jacobson	68	65	72	69	274/-10	145.00	343,200.00
T3	Charl Schwartzel	69	67	68	70	274/-10	145.00	343,200.00
T6	Webb Simpson	70	66	68	71	275/-9	95.00	229,350.00
T6	Josh Teater	70	68	68	69	275/-9	95.00	229,350.00
T8	Sang-Moon Bae	68	65	76	67	276/-8	82.50	198,000.00
T8	Hunter Mahan	70	69	68	69	276/-8	82.50	198,000.00
T10	Greg Chalmers	69	69	73	67	278/-6	70.00	165,000.00
T10	Ted Potter, Jr.	71	67	71	69	278/-6	70.00	165,000.00
T10	Adam Scott	71	67	70	70	278/-6	70.00	165,000.00
T13	Ernie Els	70	68	73	68	279/-5	57.66	127,600.00
T13	Jim Furyk	68	72	69	70	279/-5	57.66	127,600.00
T13	Sergio Garcia	65	73	69	72	279/-5	57.66	127,600.00
T16	Keegan Bradley	71	70	69	70	280/-4	53.00	99,000.00
T16	Luke Donald	69	66	70	75	280/-4	53.00	99,000.00
T16	Seung-Yul Noh	70	70	71	69	280/-4	53.00	99,000.00
T16	John Rollins	69	65	77	69	280/-4	53.00	99,000.00
T16	Jimmy Walker	70	70	71	69	280/-4	53.00	99,000.00
T21	Graham DeLaet	72	68	69	72	281/-3	47.50	66,000.00
T21	Luke Guthrie	69	71	71	70	281/-3	47.50	66,000.00
T21	Phil Mickelson	71	67	72	71	281/-3	47.50	66,000.00
T21	Bryce Molder	74	65	74	68	281/-3	47.50	66,000.00
T21	Cameron Tringale	73	69	71	68	281/-3	47.50	66,000.00
T21	Lee Westwood	68	68	74	71	281/-3	47.50	66,000.00
T27	Stewart Cink	71	72	67	72	282/-2	41.50	45,870.00
T27	Brian Davis	70	69	73	70	282/-2	41.50	45,870.00
T27	Bob Estes	68	72	72	70	282/-2	41.50	45,870.00
T27	Ryan Moore	70	67	71	74	282/-2	41.50	45,870.00
T27	Greg Owen	69	71	70	72	282/-2	41.50	45,870.00
T27	Kevin Streelman	73	69	72	68	282/-2	41.50	45,870.00
T33	Angel Cabrera	69	72	71	71	283/-1	36.00	35,640.00
T33	K.J. Choi	71	70	72	70	283/-1	36.00	35,640.00
T33	Chris Kirk	73	68	73	69	283/-1	36.00	35,640.00
T33	George McNeill	71	70	72	70	283/-1	36.00	35,640.00
T33	Charlie Wi	75	66	71	71	283/-1	36.00	35,640.00
T38	Ross Fisher	72	71	68	73	284/E	31.50	29,040.00
T38	Trevor Immelman	70	69	72	73	284/E	31.50	29,040.00
T38	Jerry Kelly	71	73	71	69	284/E	31.50	29,040.00
T38	Matt Kuchar	64	73	74	73	284/E	31.50	\$29,040.00
T42	Blayne Barber	69	70	72	74	285/1		23,760.00
T42	Justin Leonard	70	73	68	74	285/1	27.50	23,760.00
T42	Kevin Stadler	72	71	68	74	285/1	27.50	23,760.00
T42	Jeremiah Wooding	75	66	70	74	285/1		23,760.00
T46	Fred Couples	68	72	73	73	286/2	23.00	18,295.20
T46	Martin Flores	74	70	69	73	286/2	23.00	18,295.20
T46	Scott Harrington	73	71	68	74	286/2		18,295.20
T46	David Lynn	67	74	71	74	286/2	23.00	18,295.20
T46	Brendan Steele	70	71	73	72	286/2	23.00	18,295.20
T51	Harris English	73	67	72	75	287/3	17.00	15,444.00
T51	Brian Harman	76	67	70	74	287/3	17.00	15,444.00
T51	Jesper Parnevik	70	70	74	73	287/3	17.00	15,444.00
T51	Pat Perez	68	73	76	70	287/3	17.00	15,444.00
T51	Vijay Singh	75	68	73	71	287/3	17.00	15,444.00
T51	Johnson Wagner	73	71	73	70	287/3	17.00	15,444.00
T51	Casey Wittenberg	71	73	71	72	287/3	17.00	15,444.00
T58	Ben Curtis	68	72	72	76	288/4	12.00	14,652.00
T58	Tim Herron	68	74	70	76	288/4	12.00	14,652.00
T58	John Mallinger	71	66	78	73	288/4	12.00	14,652.00
T61	James Hahn	67	74	75	73	289/5	7.00	13,992.00
T61	J.J. Henry	72	69	76	72	289/5	7.00	13,992.00
T61	Ryo Ishikawa	71	73	71	74	289/5	7.00	13,992.00
T61	Brandt Jobe	66	75	74	74	289/5	7.00	13,992.00
T61	Marc Leishman	69	75	68	77	289/5	7.00	13,992.00
T61	Scott Piercy	72	71	72	74	289/5	7.00	13,992.00
T61	Mark Wilson	71	72	70	76	289/5	7.00	13,992.00
T68	Stuart Appleby	73	69	71	77	290/6	2.00	13,332.00
T68	Matt Every	70	73	72	75	290/6	2.00	13,332.00
T68	Charley Hoffman	73	70	72	75	290/6	2.00	13,332.00
T71	Andres Romero	71	71	74	75	291/7	.97	13,002.00
T71	Y.E. Yang	70	72	75	74	291/7	.97	13,002.00
73	Michael Bradley	73	71	73	79	296/12	.94	12,804.00
74	Retief Goosen	71	72	75		218/5	.92	12,672.00
75	Jeff Maggert	72	72	75		219/6	.90	12,540.00
T76	Michael Block	69	73	79		221/8		12,342.00
T76	David Mathis	71	73	77		221/8	.87	12,342.00
78	Peter Hanson	69	73	80		222/9	.84	12,144.00
79	Jason Kokrak	71	72	81		224/11	.82	12,012.00



# Championship Summaries (cont.)



## 2014 Bubba Watson

Bubba Watson posted weekend rounds of 64-64 to win the 2014 Northern Trust Open by two shots over Dustin Johnson. Watson's fifth career win and first title since the 2012 Masters Tournament came at age 35 years, 3 months, 11 days in his 197th career start. Watson was the only player in the field to go bogey-free over the final 36 holes.

**February 10-16, 2014 - Riviera Country Club**

Pos	Player	Rd1	Rd2	Rd3	Rd4	Total	FEC Points	Earnings
1	Bubba Watson	70	71	64	64	269/-15	500.00	\$1,206,000.00
2	Dustin Johnson	66	70	69	66	271/-13	300.00	723,600.00
T3	Jason Allred	73	64	67	68	272/-12		388,600.00
T3	Brian Harman	67	69	68	68	272/-12	162.50	388,600.00
5	Charl Schwartzel	69	68	68	68	273/-11	110.00	268,000.00
T6	Matt Every	69	69	69	67	274/-10	88.75	216,912.50
T6	William McGirt	69	67	65	73	274/-10	88.75	216,912.50
T6	George McNeill	69	68	66	71	274/-10	88.75	216,912.50
T6	Bryce Molder	69	69	69	67	274/-10	88.75	216,912.50
T10	Harris English	70	69	69	67	275/-9	72.50	174,200.00
T10	Brendan Steele	68	71	67	69	275/-9	72.50	174,200.00
T12	Sang-Moon Bae	67	66	72	71	276/-8	57.83	127,300.00
T12	Charlie Beljan	67	68	68	73	276/-8	57.83	127,300.00
T12	K.J. Choi	69	72	67	68	276/-8	57.83	127,300.00
T12	Charley Hoffman	67	71	68	70	276/-8	57.83	127,300.00
T12	Jordan Spieth	72	66	67	71	276/-8	57.83	127,300.00
T12	Cameron Tringale	68	70	67	71	276/-8	57.83	127,300.00
T18	Aaron Baddeley	69	65	72	71	277/-7	52.50	97,150.00
T18	John Senden	71	70	66	70	277/-7	52.50	97,150.00
T20	Keegan Bradley	68	70	72	68	278/-6	50.00	80,846.67
T20	Lee Westwood	69	70	68	71	278/-6	50.00	80,846.67
T20	Jimmy Walker	67	71	67	73	278/-6	50.00	80,846.66
T23	Kevin Chappell	71	70	69	69	279/-5	45.50	57,955.00
T23	Jim Furyk	68	68	71	72	279/-5	45.50	57,955.00
T23	Robert Garrigus	67	67	73	72	279/-5	45.50	57,955.00
T23	Bill Haas	72	67	67	73	279/-5	45.50	57,955.00
T23	Hideki Matsuyama	70	69	69	71	279/-5	45.50	57,955.00
T23	Kevin Stadler	69	69	74	67	279/-5	45.50	57,955.00
T29	Robert Allenby	71	69	71	69	280/-4	39.50	42,600.84
T29	Daniel Summerhays	71	72	66	71	280/-4	39.50	42,600.84
T29	Blake Adams	67	70	71	72	280/-4	39.50	42,600.83
T29	James Hahn	71	72	65	72	280/-4	39.50	42,600.83
T29	David Lingmerth	70	69	70	71	280/-4	39.50	42,600.83
T29	Geoff Ogilvy	74	68	69	69	280/-4	39.50	42,600.83
T35	Ernie Els	71	70	68	72	281/-3	34.00	33,031.00
T35	Gonzalo Fdez-Castano	71	70	71	69	281/-3	34.00	33,031.00
T35	John Huh	71	71	72	67	281/-3	34.00	33,031.00
T35	Kevin Streelman	72	69	73	67	281/-3	34.00	33,031.00
T35	Brendon Todd	71	70	69	71	281/-3	34.00	33,031.00

Pos	Player	Rd1	Rd2	Rd3	Rd4	Total	FEC Points	Earnings
T40	Victor Dubuisson	70	72	68	72	282/-2		\$26,130.00
T40	Luke Guthrie	71	69	67	75	282/-2	29.00	26,130.00
T40	J.J. Henry	70	69	71	72	282/-2	29.00	26,130.00
T40	Francesco Molinari	67	73	71	71	282/-2		26,130.00
T40	Jhonattan Vegas	70	69	71	72	282/-2	29.00	26,130.00
T45	Stuart Appleby	72	71	67	73	283/-1	23.00	18,779.15
T45	Justin Rose	70	72	68	73	283/-1	23.00	18,779.15
T45	Scott Brown	70	67	74	72	283/-1	23.00	18,779.14
T45	Richard H. Lee	69	72	73	69	283/-1	23.00	18,779.14
T45	Davis Love III	71	71	73	68	283/-1	23.00	18,779.14
T45	Vijay Singh	75	67	70	71	283/-1	23.00	18,779.14
T45	Scott Stallings	67	72	72	72	283/-1	23.00	18,779.14
T52	Angel Cabrera	69	71	71	73	284/E	16.00	15,467.43
T52	Ken Duke	71	69	69	75	284/E	16.00	15,467.43
T52	J.B. Holmes	67	71	75	71	284/E	16.00	15,467.43
T52	Justin Leonard	70	72	70	72	284/E	16.00	15,467.43
T52	Will MacKenzie	73	69	72	70	284/E	16.00	15,467.43
T52	Hunter Mahan	70	73	71	70	284/E	16.00	15,467.43
T52	Billy Hurlley III	70	71	74	69	284/E	16.00	15,467.42
T59	Erik Compton	74	67	71	73	285/1	9.50	14,539.00
T59	Jason Gore	71	69	74	71	285/1	9.50	14,539.00
T59	Matt Jones	67	73	70	75	285/1	9.50	14,539.00
T59	Marc Leishman	69	74	71	71	285/1	9.50	14,539.00
T59	David Lynn	70	71	70	74	285/1	9.50	14,539.00
T59	Ian Poulter	72	70	71	72	285/1	9.50	14,539.00
T65	Jason Dufner	70	72	76	68	286/2	4.50	13,869.00
T65	Retief Goosen	73	69	73	71	286/2	4.50	13,869.00
T65	Martin Laird	70	73	70	73	286/2	4.50	13,869.00
T65	Tim Wilkinson	71	72	73	70	286/2	4.50	13,869.00
69	Ben Crane	72	70	69	76	287/3	2.00	13,534.00
T70	Graham DeLaet	70	73	72	73	288/4	.97	13,199.00
T70	Martin Flores	72	69	73	74	288/4	.97	13,199.00
T70	Webb Simpson	70	72	72	74	288/4	.97	13,199.00
T70	Harold Varner III	69	72	72	75	288/4		13,199.00
74	Michael Putnam	71	72	75	72	290/6	.92	12,864.00
75	Pat Perez	69	72	73	78	292/8	.90	12,730.00
76	Ben Curtis	70	73	74	78	295/11	.88	12,596.00
77	Scott Piercy	71	69	76	83	299/15	.86	12,462.00

# All-Time Records

## SCORING

### Low 9:

Front 9: 28 (7-under), **Andrew Magee**, Riviera CC, first round, 1991 (seven birdies), shot 66

Back 9: 28 (7-under), **Charles Sifford**, Rancho Park GC, first round, 1969 (an eagle, five birdies), shot 63

### Low 18:

61, **George Archer**, Rancho Park GC, third round, 1983 (10-under par, 30-31, six birdies, two eagles); **Ted Tryba**, Riviera CC, third round, 1999 (10-under par, 31-30, an eagle, nine birdies, bogey on 18th hole)

### Low 36:

130, **Davis Love III**, (67-63), Riviera CC, 1992; **Mike Weir**, (66-64), Riviera CC, 2004; **Shigeaki Maruyama**, (64-66), Riviera CC, 2004.

### Low 54:

196, **Mike Weir** (66-64-66), 2004

### Low 72:

264, **Lanny Wadkins**, (63-70-67-64), Riviera CC, 1985

### Most Strokes Under Par:

20, **Lanny Wadkins**, Riviera CC, 1985

### Best First Round:

63, **Charles Sifford**, Rancho Park GC, 1969; **Terry Mauney**, Riviera CC, 1982; **Lanny Wadkins**, Riviera CC, 1985; **Michael Allen**, Riviera CC, 1990; **Padraig Harrington**, Riviera CC, 2007; **Phil Mickelson**, Riviera CC, 2009

### Best Second Round:

62, **Larry Mize**, Riviera CC, 1985; **Kenny Perry**, Riviera CC, 1995; **Briny Baird**, Riviera CC, 2004

### Best Third Round:

61, **George Archer**, Rancho Park GC, 1983; **Ted Tryba**, Riviera CC, 1999

### Best Final Round:

62, **Phil Rodgers**, Rancho Park GC, 1962

### Consecutive rounds in the 60s:

9, **J.B. Holmes**, last three rounds of 2009, 2010, first two rounds of 2011

8, **Johnny Miller**, 1981-82

8, **Steve Stricker**, final round of 2008, 2009, first three rounds of 2010

## VICTORY RECORDS

### Low Start By Winner:

63, **Charles Sifford**, Rancho Park GC, 1962; **Lanny Wadkins**, Riviera CC, 1985; **Phil Mickelson**, Riviera CC, 2009

### High Start By Winner:

74, **MacDonald Smith**, Wilshire CC, 1928

73, **Denny Shute**, Riviera CC, 1930; **Lloyd Mangrum**, Riviera CC, 1951; **Tommy Bolt**, Riviera CC, 1952; **Rod Funseth**, Riviera CC, 1973; **Tom Kite**, Riviera CC, 1993; **Robert Allenby**, Riviera CC, 2001.

### Low Finish by Winner:

62, **Phil Rodgers**, Rancho Park GC, 1962; 63, **Doug Tewell**, Riviera CC, 1986

### High Finish by Winner:

75, **Fred Wampler**, Fox Hills CC, 1954; 72, **Tom Purtzer**, Riviera CC, 1997; **Rory Sabbatini**, Riviera CC, 2006

### High Winning Score:

296, **Denny Shute**, Riviera CC, 1930

### Largest Winning Margin:

9, **MacDonald Smith**, Riviera CC, 1929; **Phil Rodgers**, Rancho Park GC, 1962

### Four-Time Winners:

**MacDonald Smith** (1928, 1929, 1932, 1934)  
**Lloyd Mangrum** (1949, 1951, 1953, 1956)

### Three-Time Winners:

**Ben Hogan** (1942, 1947, 1948)  
**Arnold Palmer** (1963, 1966, 1967)

### Two-Time Winners:

**Harry Cooper** (1926, 1937)  
**Sam Snead** (1945, 1950)  
**Paul Harney** (1964, 1965)  
**Billy Casper** (1968, 1970)  
**Gil Morgan** (1978, 1983)  
**Lanny Wadkins** (1979, 1985)  
**Tom Watson** (1980, 1982)  
**Fred Couples** (1990, 1992)  
**Corey Pavin** (1994, 1995)  
**Mike Weir** (2003, 2004)  
**Phil Mickelson** (2008, 2009)

## All-Time Records (cont.)

### Back-to-Back Winners:

**MacDonald Smith** (1928, 1929)  
**Ben Hogan** (1947, 1948)  
**Paul Harney** (1964, 1965)  
**Arnold Palmer** (1966, 1967)  
**Corey Pavin** (1994, 1995)  
**Mike Weir** (2003, 2004)  
**Phil Mickelson** (2008, 2009)

### International Winners:

**Bobby Cruickshank**, 1927 - Scotland  
**MacDonald Smith**, 1928-29, 1932, 1932 - Scotland  
**Jimmy Thomson**, 1938 - Scotland  
**TC Chen**, 1987 - Taiwan  
**Nick Faldo**, 1997 - England  
**Ernie Els**, 1999 - South Africa  
**Robert Allenby**, 2001 - Australia  
**Mike Weir**, 2003-04 - Canada  
**Adam Scott**, 2005 - Australia  
**Rory Sabbatini**, 2006 - South Africa  
**Aaron Baddeley**, 2011 - Australia

### Youngest winner:

**Pat Fitzsimmons** in 1975 at 24 years, 2 months, 8 days.

**The last player to win the Northern Trust Open in his first appearance was Adam Scott in 2005.**

### First-time winners at the Northern Trust Open:

**Victor Ghezzi**, 1935  
**Johnny Bulla**, 1941  
**Fred Wampler**, 1954  
**Phil Rodgers**, 1962  
**TC Chen**, 1987  
**Chip Beck**, 1988  
**Kirk Triplett**, 2000  
**Len Mattiace**, 2002  
**John Merrick**, 2013

### Players who won the year after finishing second or T2:

**Byron Nelson**, 1945 runner-up, 1946 win  
**Ben Hogan**, 1946 runner-up, 1947 win  
**Lloyd Mangrum**, 1948 runner-up, 1948 win  
**Phil Mickelson**, 2007 runner-up, 2008 win  
**Steve Stricker**, 2009 runner-up, 2010 win

## PLAYOFF RECORDS

- 1935 **Vic Ghezzi** (73) def. **Johnny Revolta** (75) by two strokes in an 18-hole playoff.
- 1942 **Ben Hogan** (72) def. **Jimmy Thomson** (73) by one stroke in an 18-hole playoff.
- 1950 **Sam Snead** (72) def. **Ben Hogan** (76) by four strokes in an 18-hole playoff.
- 1952 **Tommy Bolt** (69) def. **Jack Burke, Jr.** (71) and **"Dutch" Harrison** by two strokes in an 18-hole playoff.
- 1969 **Charles Sifford** def. **Harold Henning** with a birdie on the first playoff hole.
- 1970 **Billy Casper** def. **Hale Irwin** with a birdie on the first playoff hole.
- 1971 **Bob Lunn** def. **Billy Casper** with a birdie on the fourth playoff hole.
- 1972 **George Archer** (66) def. **Tommy Aaron** (68) and **Dave Hill** (68) by two strokes in an 18-hole playoff.
- 1982 **Tom Watson** def. **Johnny Miller** with a birdie on the third playoff hole.
- 1987 **Tze-Chung Chen** def. **Ben Crenshaw** with a par on the first playoff hole.
- 1992 **Fred Couples** def. **Davis Love III** with a birdie on the second playoff hole.
- 1998 **Billy Mayfair** def. **Tiger Woods** with a birdie on the first playoff hole.
- 2001 **Robert Allenby** def. **Brandel Chamblee**, **Toshi Izawa**, **Dennis Paulson**, **Jeff Sluman** and **Bob Tway** with a birdie on the first playoff hole.
- 2003 **Mike Weir** def. **Charles Howell III** with a birdie on the second playoff hole.
- 2005 **Adam Scott** def. **Chad Campbell** with a par on the first playoff hole (36-hole unofficial tournament).
- 2007 **Charles Howell III** def. **Phil Mickelson** with a par on the third playoff hole.
- 2012 **Bill Haas** def. **Phil Mickelson** and **Keegan Bradley** with a birdie on the second playoff hole.
- 2013 **John Merrick** def. **Charlie Beljan** with a par on the second playoff hole.

## Top-50 Career Money Winners

Name	Events	Earnings
1 Phil Mickelson	15	3,570,703
2 Steve Stricker	8	2,033,509
3 Fred Couples	32	2,012,512
4 Bill Haas	9	1,787,949
5 Mike Weir	15	1,772,759
6 Adam Scott	7	1,772,562
7 Aaron Baddeley	12	1,769,598
8 Robert Allenby	16	1,755,021
9 Rory Sabbatini	14	1,709,087
10 Charles Howell III	13	1,620,302
11 Luke Donald	12	1,549,790
12 Dustin Johnson	7	1,525,815
13 Bubba Watson	8	1,505,545
14 K.J. Choi	14	1,294,208
15 John Merrick	7	1,215,568
16 Ernie Els	10	1,160,949
17 J.B. Holmes	8	1,093,406

Name	Events	Earnings
18 Tiger Woods	11	944,417
19 Vijay Singh	13	943,215
20 Jim Furyk	18	925,444
21 Chad Campbell	12	891,430
22 Kirk Triplett	19	863,881
23 Jeff Quinney	4	853,940
24 Billy Mayfair	23	842,597
25 Charlie Beljan	2	840,100
26 Len Mattiace	11	838,104
27 Jimmy Walker	8	768,268
28 Keegan Bradley	4	760,647
29 Corey Pavin	29	756,994
30 Stuart Appleby	15	754,522
31 Sergio Garcia	8	745,578
32 Kevin Na	11	693,552
33 Bob Tway	21	651,161
34 Craig Stadler	28	638,963

Name	Events	Earnings
35 Fred Funk	16	632,497
36 Scott McCarron	16	622,760
37 Charl Schwartzel	2	611,200
38 Andres Romero	7	579,962
39 Bo Van Pelt	13	573,106
40 Padraig Harrington	8	568,873
41 J.J. Henry	14	567,740
42 John Rollins	12	565,590
43 Shigeiki Maruyama	14	562,938
44 Bob Estes	22	542,675
45 George McNeill	7	536,695
46 Rocco Mediate	23	533,661
47 Scott Verplank	23	520,566
48 Freddie Jacobson	7	512,864
49 Kevin Sutherland	17	511,455
50 Davis Love III	14	502,161

## Top-50 Career Stroke Averages\*

Name	Average	Rounds
1 Charl Schwartzel	68.38	8
2 Charlie Beljan	68.63	8
3 Sang-Moon Bae	69.00	8
4 Jeff Quinney	69.57	14
5 Ian Baker-Finch	69.63	8
6 Dustin Johnson	69.79	24
7 Tiger Woods	69.83	36
8 J.B. Holmes	69.87	30
9 Brian Harman	69.88	8
10 Fred Couples	69.91	117
11 Mark McCumber	69.95	21
12 Sergio Garcia	69.97	30
T13 K.J. Choi	70.00	54
T13 Bobby Cole	70.00	8
T13 Webb Simpson	70.00	12
16 Mark Calcavecchia	70.05	42
T17 Donnie Hammond	70.06	49

Name	Average	Rounds
T17 Gary Player	70.06	16
T17 Cameron Tringale	70.06	16
20 Keegan Bradley	70.07	14
T21 Ernie Els	70.08	38
T21 Adam Scott	70.08	24
23 Robert Allenby	70.13	54
24 Sandy Lyle	70.18	11
25 Bill Haas	70.19	32
26 Lee Westwood	70.24	25
T27 Aaron Baddeley	70.25	44
T27 Harris English	70.25	8
T27 Edward Fryatt	70.25	12
T27 Jarrod Lyle	70.25	8
31 Phil Mickelson	70.29	51
32 Jimmy Walker	70.30	30
33 Rick Fehr	70.32	41
34 George McNeill	70.35	26

Name	Average	Rounds
T35 Steve Marino	70.36	14
T35 Rory Sabbatini	70.36	45
T37 Frank Boynton	70.38	8
T37 Luke Guthrie	70.38	8
39 Steve Elkington	70.40	58
40 Kevin Stadler	70.42	26
41 Dennis Paulson	70.45	22
42 Luke Donald	70.47	38
43 Nick Price	70.48	40
T44 Brad Adamonis	70.50	8
T44 Eric Batten	70.50	8
T44 Matt Every	70.50	8
T44 Michael Letzig	70.50	8
T44 Tom Watson	70.50	60
49 Steve Stricker	70.54	28
50 2 Tied with	70.55	

\* Minimum of 8 rounds



## Player Records

Mike Weir, winner of the Northern Trust Open in 2003 and 2004, is making his 16th start in the tournament this year.



# Individual Player Records

## Aaron, Tommy (71.56)

Year	1st	2nd	3rd	4th	Total	Finish	Money
1961	74	66	70	70	280	T7	\$1,500.00
1963	70	72	68	76	286	T58	
1964	75	74	71	70	290	T35	337.00
1965	73	73	75	69	290	T45	150.00
1966	77	68	68	72	285	T32	550.00
1967	72	73	71	73	289	T65	
1968	70	68	74	73	285	T14	1,700.00
1969	72	67	75	70	284	T17	1,065.46
1970	71	70	68	72	281	T19	1,108.00
1972	69	65	67	69	270	T2	11,575.00
1974	76	70	72	77	295	T57	303.75
1976	70	76	75	78	299	T2	
1979	73	70	68	69	280	T7	7,791.67
1980	72	78			150	CUT	
<b>Total</b>							<b>\$26,080.88</b>

## Abbott, Jerry (69.75)

Year	1st	2nd	3rd	4th	Total	Finish	Money
1972	72	71	69	67	279	T12	\$2,142.86

## Abbott, Pat (74.00)

Year	1st	2nd	3rd	4th	Total	Finish	Money
1938	72	74	73	74	293	T61	
1953	76	72	75	76	299	T43	\$12.50
<b>Total</b>							<b>\$12.50</b>

## Acosta, Jr., Joe (73.25)

Year	1st	2nd	3rd	4th	Total	Finish	Money
1995	74	74			148	CUT	
1996	75	72			147	CUT	
2003	71	72	73	75	291	T59	\$9,765.00
<b>Total</b>							<b>\$9,765.00</b>

## Acton, Rick (73.42)

Year	1st	2nd	3rd	4th	Total	Finish	Money
1973	72	75	76	75	298	T1	\$210.00
1976	75	71	74	73	293	T55	402.50
1977	76	70	73	71	290	T41	740.00
<b>Total</b>							<b>\$1,352.50</b>

## Adamonis, Brad (70.50)

Year	1st	2nd	3rd	4th	Total	Finish	Money
2008	72	71	69	72	284	T36	\$27,318.75
2009	70	70	72	68	280	T41	20,386.80
<b>Total</b>							<b>\$47,705.55</b>

## Adams, Blake (71.88)

Year	1st	2nd	3rd	4th	Total	Finish	Money
2011	73	76			149	CUT	
2012	76	70			146	CUT	
2014	67	70	71	72	280	T29	\$42,600.83

## Adams, John (73.00)

Year	1st	2nd	3rd	4th	Total	Finish	Money
1979	78	74			152	CUT	
1982	74	69	68	72	283	T33	\$1,695.00
1983	72	73			145	CUT	
1985	71	74			145	CUT	
1986	72	78			150	CUT	
1987	76				76	DQ	
1989	74	69	76	70	289	T57	2,240.00
1993	75	72			147	CUT	
<b>Total</b>							<b>\$3,935.00</b>

## Adcock, Mitch (73.25)

Year	1st	2nd	3rd	4th	Total	Finish	Money
1992	69	72	78	74	293	T77	\$1,850.00

## Adham, Richie (78.50)

Year	1st	2nd	3rd	4th	Total	Finish	Money
1981	76	81			157	CUT	

## Ainsley, Ray (75.25)

Year	1st	2nd	3rd	4th	Total	Finish	Money
1937	80	73	75	76	304	T5	
1938	70	73	77	78	298	T2	

## Alarcon, Rafael (71.25)

Year	1st	2nd	3rd	4th	Total	Finish	Money
1997	70	69	75	71	285	T45	\$4,004.00

## Aleridge, Clayton (74.75)

Year	1st	2nd	3rd	4th	Total	Finish	Money
1949	75	73	79	72	299	T32	

## Allan, Steve (72.83)

Year	1st	2nd	3rd	4th	Total	Finish	Money
2001	74	78			152	CUT	
2004	69	73			142	CUT	
2005	70	73			143	CUT	

## Allard, Bob (74.50)

Year	1st	2nd	3rd	4th	Total	Finish	Money
1974	75	71	75	77	298	T72	

## Allem, Fulton (72.90)

Year	1st	2nd	3rd	4th	Total	Finish	Money
1988	70	72	73	74	289	T69	\$1,515.00
1989	70	71	71	70	282	T16	14,500.00
1990	70	72	70	71	283	T56	2,230.00
1991	70	73	74	80	297	T4	1,920.00
1993	73	70	73		216	T45	2,580.00
1994	77	75			152	CUT	
1999	74	70			144	CUT	
2000	74	77			151	CUT	
2002	73	74			147	CUT	
2003	79				79	W/D	
2004	73	74			147	CUT	
<b>Total</b>							<b>\$22,745.00</b>

## Allen, Johnny (76.00)

Year	1st	2nd	3rd	4th	Total	Finish	Money
1987	73	79			152	CUT	

## Allen, Michael (71.05)

Year	1st	2nd	3rd	4th	Total	Finish	Money
1990	63	68	72	71	274	T12	\$21,000.00
1991	77	74			151	CUT	
1992	69	70	75	69	283	T62	2,150.00
1993	72	68	74		214	T31	5,800.00
1994	68	76	71	70	285	T27	6,245.46
1995	73	73			146	CUT	
2004	71	66	70	73	280	T39	19,680.00
2005	68	70			138	T22	43,268.57
2007	73	75			148	CUT	
2008	75	70	73	70	288	T59	13,640.00
2009	69	74			143	CUT	
2010	69	70	71	69	279	T27	45,440.00
<b>Total</b>							<b>\$157,224.03</b>

## Allen, Vernon (74.50)

Year	1st	2nd	3rd	4th	Total	Finish	Money
1937	76	72	74	76	298	T53	

## Allenby, Robert (70.13)

Year	1st	2nd	3rd	4th	Total	Finish	Money
1999	75	70			145	CUT	
2000	69	70	67	77	283	T43	\$9,238.00
2001	73	64	69	70	276	T1	612,000.00
2002	73	66	73	69	281	T37	13,729.84
2003	72	69	73	73	287	T42	14,875.72
2004	66	69	72	69	276	T15	76,800.00
2005	69	67			136	T7	134,800.00
2006	71	73			144	CUT	
2007	69	66	68	68	271	T3	270,400.00
2008	70	66	75	68	279	T7	186,775.00
2009	70	67	68	71	276	T17	79,695.00
2010	72	69	70	68	279	T27	45,440.00
2011	67	70	71	68	276	T4	268,666.67
2012	74	74			148	CUT	
2013	76	74			150	CUT	
2014	71	69	71	69	280	T29	42,600.84
<b>Total</b>							<b>\$1,755,021.07</b>

# Individual Player Records

## Allin, Bud (72.04)

Year	1st	2nd	3rd	4th	Total	Finish	Money
1971	71	72	74	68	285	T38	\$429.00
1972	72	77			149	CUT	
1973	71	67	74	70	282	T10	2,970.00
1974	69	71	72	74	286	14	2,850.00
1975	68	74	74	72	288	T19	1,725.00
1976	70	79			149	CUT	
1980	75	70	72	73	290	T45	732.00
<b>Total</b>							<b>\$8,706.00</b>

## Allred, Jason (68.00)

Year	1st	2nd	3rd	4th	Total	Finish	Money
2014	73	64	67	68	272	T3	\$388,600.00

## Altgelt, Stanton (74.67)

Year	1st	2nd	3rd	4th	Total	Finish	Money
1978	78	71	75	71	295	T47	\$565.00
1980	76	77			153	CUT	
<b>Total</b>							<b>\$565.00</b>

## Alva, Bob

Year	1st	2nd	3rd	4th	Total	Finish	Money
1939					293	T22	

## Ames, Stephen (70.60)

Year	1st	2nd	3rd	4th	Total	Finish	Money
1998	66	71	70	68	275	3	\$142,800.00
2000	70	68	70	78	286	T61	6,665.00
2002	71	71	69	70	281	T37	13,729.85
2003	70	69	72	71	282	T17	58,885.72
2004	70	67	72	69	278	T24	37,140.00
2005	72	75			147	CUT	
2006	73				73	W/D	
2007	72	72			144	CUT	
2009	71	70	71	72	284	T64	13,104.00
2010	68				68	W/D	
<b>Total</b>							<b>\$272,324.57</b>

## Anderson, Art (77.50)

Year	1st	2nd	3rd	4th	Total	Finish	Money
1955	157	76	77		310	T90	

## Anderson, Arthur (76.00)

Year	1st	2nd	3rd	4th	Total	Finish	Money
1961	78	71	79	76	304	T68	

## Anderson, JC (75.00)

Year	1st	2nd	3rd	4th	Total	Finish	Money
1993	73	77			150	CUT	

## Anderson, Jeremy (73.50)

Year	1st	2nd	3rd	4th	Total	Finish	Money
2001	74	73			147	CUT	

## Anderson, Jerry (74.00)

Year	1st	2nd	3rd	4th	Total	Finish	Money
1992	76	72			148	CUT	

## Anderson, Jimmie (76.50)

Year	1st	2nd	3rd	4th	Total	Finish	Money
1950	76	74	77	79	306	T60	

## Andrade, Billy (71.85)

Year	1st	2nd	3rd	4th	Total	Finish	Money
1988	67	71	72	69	279	T17	\$10,150.00
1989	74	70	73	73	290	T60	2,140.00
1990	73	68	72	71	284	T62	2,130.00
1991	71	76			147	CUT	
1992	69	69	68	71	277	T22	9,600.00
1993	72	76			148	CUT	
1994	71	72	73	75	291	T57	2,230.00
1995	70	76			146	CUT	
1996	75	75			150	CUT	
1999	68	69	70	72	279	T23	23,600.00
2000	70	75			145	CUT	
2002	66	73	72	72	283	T55	8,251.00
2003	76	71			147	CUT	
2004	69	68	73	72	282	T51	11,366.40
2005	73	68			141	T47	11,842.91
2006	72	76			148	CUT	
2007	71	72	73	73	289	T69	10,296.00
2008	72	82			154	CUT	
<b>Total</b>							<b>\$91,606.31</b>

## Andreason, Dale (73.18)

Year	1st	2nd	3rd	4th	Total	Finish	Money
1948					296	T34	
1949	73	69	75	72	289	T7	\$700.00
1950	75	71	75	78	299	T31	
1958	75	69	70	73	287	T27	287.50
<b>Total</b>							<b>\$987.50</b>

## Andrews, Gene (76.48)

Year	1st	2nd	3rd	4th	Total	Finish	Money
1955	147	73	72		292	T57	
1956	73	74	70	72	289	T33	
1958	79	74	70	74	297	T65	
1959	73	73	69	78	293	T49	
1960	75	75	73	73	296	T63	
1962	73	73	72	75	293	60	
1964	76	78	78	73	305	T69	

## Aoki, Isao (71.63)

Year	1st	2nd	3rd	4th	Total	Finish	Money
1981	71	70	72	70	283	T37	\$1,413.00
1982	69	73	69	73	284	T36	1,352.14
1983	69	71	69	76	285	T68	600.00
1984	71	70	76	73	290	T17	5,413.33
1985	71	72	74	75	292	T62	852.00
1988	69	72	70	74	285	T46	2,002.50
<b>Total</b>							<b>\$11,632.97</b>

## Apodaca, Frank (79.00)

Year	1st	2nd	3rd	4th	Total	Finish	Money
1987	79	79			158	CUT	

## Appleby, Stuart (71.02)

Year	1st	2nd	3rd	4th	Total	Finish	Money
1997	69	77			146	CUT	
2000	70	68	72	69	279	T18	\$37,731.43
2002	71	73			144	CUT	
2003	74	73			147	CUT	
2004	70	64	70	66	270	3	326,400.00
2005	73	69			142	T58	9,936.00
2006	68	73	71	73	285	T51	11,934.00
2007	70	73	73	73	289	T69	10,296.00
2008	69	70	69	71	279	T7	186,775.00
2009	71	68	73	72	284	T64	13,104.00
2010	71	71	71	73	286	T61	13,568.00
2011	69	72	68	70	279	T12	112,666.66
2012	73	75			148	CUT	
2013	73	69	71	77	290	T68	13,332.00
2014	72	71	67	73	283	T45	18,779.15
<b>Total</b>							<b>\$754,522.24</b>

## Arai, Kikuo (73.31)

Year	1st	2nd	3rd	4th	Total	Finish	Money
1983	71	72			143	CUT	
1984	77	72	74	72	295	T42	\$1,228.80
1986	71	72	74	79	296	T2	882.00
1987	71	71	73	71	286	T45	1,602.00
1989	77	76			153	CUT	

## Archer, George (71.35)

Year	1st	2nd	3rd	4th	Total	Finish	Money
1964	72	76	71	71	290	T35	\$337.00
1966	73	71	71	74	289	T45	192.85
1967	75	70	70	71	286	T51	
1968	68	69	75	68	280	T4	4,366.67
1969	69	67	75	74	285	T28	666.66
1970	72	71	67	76	286	T51	190.48
1971	68	73	72	75	288	T54	220.00
1972	66	69	69	66	270	1	25,000.00
1974	71	72	70	74	287	T15	2,400.00
1977	71	75	74	75	295	T61	395.00
1978	70	79	83	74	306	69	320.00
1980	74	68	68	72	282	T7	6,291.66
1981	70	68	70	66	274	T5	11,400.00
1982	75	70	69	70	284	T36	1,352.14
1983	72	70	61	70	273	5	12,000.00
1984	73	71	73	75	292	T28	2,660.00
1985	71	69	69	71	280	T21	4,320.00
1988	71	72			143	CUT	
1989	70	75	72	73	290	T60	2,140.00
<b>Total</b>							<b>\$74,252.46</b>



# Individual Player Records

## Armour, Ryan (73.75)

Year	1st	2nd	3rd	4th	Total	Finish	Money
2007	77	68			145	CUT	
2008	75	75			150	CUT	

## Armour III, Tommy (71.45)

Year	1st	2nd	3rd	4th	Total	Finish	Money
1988	73	77			150	CUT	
1989	71	71	71	73	286	T39	\$3,900.00
1990	68	72	74	70	284	T62	2,130.00
1991	75	72			147	CUT	
1992	72	69	72	73	286	70	2,000.00
1993	70	71	80		221	77	1,860.00
1995	73	69	73	71	286	T61	2,592.00
1997	74	76			150	CUT	
1998	69	68	67	73	277	T6	67,987.50
1999	70	72	71	71	284	T56	6,244.00
2000	68	68	69	71	276	T5	105,090.00
2001	70	71	70	71	282	T33	16,490.00
2002	67	69	73	70	279	T29	24,050.00
2004	71	71			142	CUT	
2005	74	75			149	CUT	
2006	72				72	W/D	
2008	79	74			153	CUT	
2009	67	67	72	71	277	T25	49,140.00
<b>Total</b>							<b>\$281,483.50</b>

## Armour, Tommy (73.55)

Year	1st	2nd	3rd	4th	Total	Finish	Money
1927	71	75	74	76	296	T11	\$100.00
1928	71	77	74	70	292	T4	533.33
1929	68	67	76	80	291	2	1,750.00
1930	74	77	76	77	304	5	
1931					288	T4	
<b>Total</b>							<b>\$2,383.33</b>

## Armstrong, Ty (75.50)

Year	1st	2nd	3rd	4th	Total	Finish	Money
1994	72	73	76	81	302	75	\$1,900.00

## Armstrong, Wally (74.33)

Year	1st	2nd	3rd	4th	Total	Finish	Money
1974	74	73	74	75	296	T65	\$262.66
1977	76	76			152	CUT	
1978	70	72	69	76	287	T12	3,640.00
1979	72	76			148	CUT	
1980	73	75			148	CUT	
1984	77	74	78	78	307	T76	748.00
<b>Total</b>							<b>\$4,650.66</b>

## Arnette, Dewey (72.50)

Year	1st	2nd	3rd	4th	Total	Finish	Money
1990	74	71			145	CUT	

## Arthur, Perry (76.00)

Year	1st	2nd	3rd	4th	Total	Finish	Money
1987	77	75			152	CUT	

## Atwal, Arjun (72.25)

Year	1st	2nd	3rd	4th	Total	Finish	Money
2011	71	74	72	72	289	T68	\$13,195.00
<b>Total</b>							<b>\$13,195.00</b>

## Aubrey, Emlyn (71.80)

Year	1st	2nd	3rd	4th	Total	Finish	Money
1991	72	72			144	CUT	
1992	72	70			142	CUT	
1995	70	69	72	69	280	T25	\$8,406.00
1997	69	83			152	CUT	
<b>Total</b>							<b>\$8,406.00</b>

## Austin, Woody (72.37)

Year	1st	2nd	3rd	4th	Total	Finish	Money
1995	73	73			146	CUT	
1996	75	72			147	CUT	
1997	72	81			153	CUT	
1998	77	74			151	CUT	
1999	69	72	71	75	287	T70	\$5,516.00
2000	74	69			143	CUT	
2001	70	74			144	CUT	
2002	70	73			143	CUT	
2004	67	69	71	77	284	T59	10,416.00
2005	70	72			142	T58	9,936.00
2006	73	74			147	CUT	
2007	75	74			149	CUT	
2009	68	70	69	71	278	T30	35,840.00
2010	71	72	70	68	281	T37	26,880.00
2014	74	81			155	CUT	
<b>Total</b>							<b>\$88,588.00</b>

## Awtrey, Jim (71.50)

Year	1st	2nd	3rd	4th	Total	Finish	Money
1970	72	71	73	70	286	T51	\$190.48

## Axley, Eric (73.75)

Year	1st	2nd	3rd	4th	Total	Finish	Money
2006	76	81			157	CUT	
2007	68	73	75	75	291	T75	\$9,828.00
2008	71	72	78	71	292	T75	11,656.00
2009	72	73			145	CUT	
<b>Total</b>							<b>\$21,484.00</b>

## Azinger, Paul (72.56)

Year	1st	2nd	3rd	4th	Total	Finish	Money
1982	83	76			159	CUT	
1985	70	75			145	CUT	
1991	71	75			146	CUT	
1993	72	68	70		210	T6	\$28,187.50
1995	72	74			146	CUT	
1999	72	74			146	CUT	
2002	69	69	70	74	282	T50	8,924.40
2003	83	73			156	CUT	
2004	74	64	73	70	281	T44	14,166.86
2009	67	76			143	CUT	
<b>Total</b>							<b>\$51,278.76</b>

## Baddeley, Aaron (70.25)

Year	1st	2nd	3rd	4th	Total	Finish	Money
2003	69	71	72	72	284	T28	\$31,275.00
2004	70	66	69	74	279	T32	25,988.57
2005	69	67			136	T7	134,800.00
2006	72	71	72	70	285	T51	11,934.00
2007	68	69	70	70	277	T13	94,640.00
2008	73	70	74	69	286	T46	16,120.00
2009	71	70	72	68	281	T51	14,826.00
2010	72	72	70	71	285	T54	14,464.00
2011	67	69	67	69	272	1	1,170,000.00
2012	73	69	66	73	281	T11	158,400.00
2013	78	70			148	CUT	
2014	69	65	72	71	277	T18	97,150.00
<b>Total</b>							<b>\$1,769,597.57</b>

## Bae, Sang-Moon (69.00)

Year	1st	2nd	3rd	4th	Total	Finish	Money
2013	68	65	76	67	276	T8	\$198,000.00
2014	67	66	72	71	276	T12	127,300.00
<b>Total</b>							<b>\$325,300.00</b>

# Individual Player Records

## Baird, Briny (71.18)

Year	1st	2nd	3rd	4th	Total	Finish	Money
2002	71	71	67	72	281	T37	\$13,729.85
2003	75	76			151	CUT	
2004	69	62	73	71	275	T10	110,400.00
2005	69	74			143	CUT	
2006	74	68	73	72	287	T61	10,812.00
2007	66	73	67	76	282	T37	22,360.00
2008	71	74	70	76	291	T70	12,152.00
2009	67	70	68	73	278	T30	35,840.00
2010	70	72	69	72	283	T47	16,921.60
2012	71	70	72	73	286	T34	31,927.50
2014	74	74			148	CUT	
<b>Total</b>							<b>\$254,142.95</b>

## Baird, Butch (72.33)

Year	1st	2nd	3rd	4th	Total	Finish	Money
1963	72	72	75	71	290	T73	
1965	74	70	71	72	287	T24	\$627.78
1980	71	75	73	72	291	T51	590.62
<b>Total</b>							<b>\$1,218.40</b>

## Baker, Al (75.25)

Year	1st	2nd	3rd	4th	Total	Finish	Money
1937	69	76	79	77	301	T67	

## Baker, Cliff (75.00)

Year	1st	2nd	3rd	4th	Total	Finish	Money
1935	75	73	78	74	300	T34	

## Baker-Finch, Ian (69.63)

Year	1st	2nd	3rd	4th	Total	Finish	Money
1990	73	68	68	68	277	T25	\$7,633.34
1991	68	75	68	69	280	T24	8,100.00
<b>Total</b>							<b>\$15,733.34</b>

## Balding, Al (71.97)

Year	1st	2nd	3rd	4th	Total	Finish	Money
1955	73	73	75	69	290	T51	
1956	70	71	75	72	288	T30	\$193.33
1958	71	72	68	70	281	T5	1,675.00
1961	75	72	70	78	295	T64	
1962	73	71	72	71	287	T37	155.00
1963	68	69	73	67	277	T2	3,800.00
1964	73	71	68	74	286	T11	1,250.00
1966	73	74	75	77	299	T74	
<b>Total</b>							<b>\$7,073.33</b>

## Ball, Errie (73.88)

Year	1st	2nd	3rd	4th	Total	Finish	Money
1938	71	74	71	73	289	T38	
1952	80	75	73	74	302	T31	\$20.00
<b>Total</b>							<b>\$20.00</b>

## Ballesteros, Seve (72.00)

Year	1st	2nd	3rd	4th	Total	Finish	Money
1984	79	74			153	CUT	
1987	69	70	69	71	279	9	\$17,400.00
1988	73	71			144	CUT	
<b>Total</b>							<b>\$17,400.00</b>

## Bannister, Eric (75.75)

Year	1st	2nd	3rd	4th	Total	Finish	Money
1928	77	78	74	74	303	T24	

## Barbarossa, Bob (72.00)

Year	1st	2nd	3rd	4th	Total	Finish	Money
1973	72	74	70	72	288	T32	\$749.38

## Barbaro, Lou (76.00)

Year	1st	2nd	3rd	4th	Total	Finish	Money
1948					304	T55	

## Barber, Blayne (71.25)

Year	1st	2nd	3rd	4th	Total	Finish	Money
2013	69	70	72	74	285	T42	\$23,760.00

## Barber, Dave (75.00)

Year	1st	2nd	3rd	4th	Total	Finish	Money
1978	76	71	76	77	300	T64	\$365.00

## Barber, Jerry (76.60)

Year	1st	2nd	3rd	4th	Total	Finish	Money
1948					300	T45	
1949	72	75	80	81	308	T61	
1950	69	68	72	79	288	T7	\$750.00
1951	77	73	73	71	294	T18	170.00
1952	73	74	73	80	300	T22	160.00
1953	73	74	73	74	294	T13	405.00
1954	72	71	69	70	282	T2	2,050.00
1955	73	69	69	73	284	T15	386.25
1956	71	67	67	70	275	2	3,200.00
1957	72	70	73	73	288	T23	317.50
1958	71	71	74	70	286	T22	360.00
1959	74	76	70	67	287	T17	680.00
1960	71	75	74	76	296	T63	
1961	74	73	68	70	285	T29	320.00
1962	73	72	70	70	285	T23	446.67
1963	66	71	72	74	283	T30	270.00
1965	72	71	71	73	287	T24	627.78
1967	74	70	71	72	287	T58	
1980	80	72			152	CUT	
1981	69	78			147	CUT	
1982	72	74			146	CUT	
1984	81	73			154	CUT	
1985	78	76			154	CUT	
1993	80	83			163	CUT	
1994	76	80			156	CUT	
<b>Total</b>							<b>\$10,143.20</b>

## Barber, Jim (74.25)

Year	1st	2nd	3rd	4th	Total	Finish	Money
1974	75	71	74	77	297	T68	\$236.25

## Barber, Miller (74.63)

Year	1st	2nd	3rd	4th	Total	Finish	Money
1960	74	72	71	73	290	T32	\$275.00
1962	76	72	69	71	288	T43	111.43
1964	74	70	74	71	289	T28	500.00
1965	77	73			146	CUT	
1966	71	69	69	67	276	T2	5,250.00
1967	69	72	70	73	284	T33	534.00
1968	74	71	65	73	283	T10	2,400.00
1969	71	70	72	73	286	T34	530.00
1970	69	72	70	75	286	T51	190.48
1971	74	68	68	75	285	T38	429.00
1972	72	71	69	69	281	T23	1,012.86
1973	71	75	71	80	297	T69	219.50
1974	76				76	W/D	
1975	73	77			150	CUT	
1978	83				83	W/D	
1981	66	67	71	69	273	T3	17,400.00
1982	78	73			151	CUT	
1983	70	73			143	CUT	
1984	79	82			161	CUT	
1985	76	74			150	CUT	
<b>Total</b>							<b>\$28,852.27</b>

## Barber, Tom (80.50)

Year	1st	2nd	3rd	4th	Total	Finish	Money
1985	83	78			161	CUT	

## Barber, Willie (73.75)

Year	1st	2nd	3rd	4th	Total	Finish	Money
1951	76	76	74	76	302	T47	
1956	71	71	72	74	288	T30	\$193.33
<b>Total</b>							<b>\$193.33</b>

## Barcelo, Rich (73.00)

Year	1st	2nd	3rd	4th	Total	Finish	Money
2007	77	69			146	CUT	

## Barfield, Jim

Year	1st	2nd	3rd	4th	Total	Finish	Money
1948					297	38	

## Barker, James (72.50)

Year	1st	2nd	3rd	4th	Total	Finish	Money
1970					145	CUT	

# Individual Player Records

## Barkhouse, Paul (72.50)

Year	1st	2nd	3rd	4th	Total	Finish	Money
1971	72	69	74	75	290	T59	\$220.00

## Barlow, Craig (71.22)

Year	1st	2nd	3rd	4th	Total	Finish	Money
1998	73	73	72	74	292	T67	\$4,284.00
2000	71	68	73	72	284	T52	7,156.57
2001	68	68	70	73	279	T13	58,285.71
2003	72	71	73	78	294	71	8,910.00
2004	72	72			144	CUT	
2005	70	71			141	T47	11,842.90
2006	67	69	67	70	273	3	346,800.00
2007	71	71	68	76	286	T62	11,128.00
2008	69	74	69	74	286	T46	16,120.00
<b>Total</b>							<b>\$464,527.18</b>

## Barnes, Ricky (72.11)

Year	1st	2nd	3rd	4th	Total	Finish	Money
2009	73	73			146	CUT	
2010	66	71	69	69	275	9	\$185,600.00
2011	72	73	71	75	291	T72	12,675.00
2012	71	71	77	74	293	T62	13,992.00
2013	70	78			148	CUT	
2014	70	75			145	CUT	
<b>Total</b>							<b>\$212,267.00</b>

## Barnum, John (73.41)

Year	1st	2nd	3rd	4th	Total	Finish	Money
1941					293	17	
1947					293	T11	
1949	74	71	80	79	304	T53	
1950	75	72	73	78	298	T27	
1951	73	76	75	78	302	T47	
1952	70	74	74	74	292	T5	\$833.33
1954	72	74	71	69	286	T15	395.00
1955	73	73	74	73	293	T61	
1956	67	69	72	73	281	T5	1,400.00
<b>Total</b>							<b>\$2,628.33</b>

## Barr, Dave (73.26)

Year	1st	2nd	3rd	4th	Total	Finish	Money
1978	77	77			154	CUT	
1979	73	72	73	73	291	T47	\$627.78
1980	78	70			148	CUT	
1982	75	71			146	CUT	
1983	69	71	76	71	287	T76	555.00
1984	75	76	72	78	301	T69	804.00
1985	71	78			149	CUT	
1991	72	73			145	CUT	
1993	71	72	66		209	T2	66,000.00
1994	73	74			147	CUT	
1997	72	75			147	CUT	
1998	74	73			147	CUT	
<b>Total</b>							<b>\$67,986.78</b>

## Barr, Jr., Ray (72.75)

Year	1st	2nd	3rd	4th	Total	Finish	Money
1982	72	73	75	74	294	70	\$606.00
1987	68	74	73	75	290	T66	1,242.00
1990	69	73	70	77	289	T75	1,890.00
<b>Total</b>							<b>\$3,738.00</b>

## Barron, Doug (72.25)

Year	1st	2nd	3rd	4th	Total	Finish	Money
1998	75	71	68	71	285	T34	\$11,602.50
1999	80	69			149	CUT	
2001	71	67	75	75	288	T68	6,766.00
2003	76	70			146	CUT	
2006	69	74	69	76	288	T68	10,251.00
<b>Total</b>							<b>\$28,619.50</b>

## Barron, Herman (72.85)

Year	1st	2nd	3rd	4th	Total	Finish	Money
1932	221	71			292	T22	
1942	69	74	75	71	289	T9	\$141.33
1945					293	T17	177.00
1946					296	T17	177.77
1947					287	T3	833.33
<b>Total</b>							<b>\$1,329.43</b>

## Bartoletti, Louis (75.50)

Year	1st	2nd	3rd	4th	Total	Finish	Money
1983	73	78			151	CUT	

## Bassler, Charles (76.00)

Year	1st	2nd	3rd	4th	Total	Finish	Money
1950	75	76	77		228	W/D	

## Bassler, Harry (73.37)

Year	1st	2nd	3rd	4th	Total	Finish	Money
1937	75	71	72	74	292	T29	\$25.00
1938	69	69	74	72	284	T14	40.00
1946					296	T17	177.77
1948	75	69	72	75	291	T19	73.33
1949	72	70	77	72	291	10	540.00
1950	75	70	79	72	296	T21	135.00
1951	74	76	72	74	296	T21	125.00
1952	74	75	77	81	307	T50	
1953	71	72	73	73	289	T3	1,366.66
1954	73	73	74	73	293	T55	
<b>Total</b>							<b>\$2,482.76</b>

## Bassler, Newt (75.25)

Year	1st	2nd	3rd	4th	Total	Finish	Money
1937	78	72	76	75	301	T67	

## Bateman, Ahmad (77.50)

Year	1st	2nd	3rd	4th	Total	Finish	Money
1996	77	78			155	CUT	

## Bateman, Brian (71.63)

Year	1st	2nd	3rd	4th	Total	Finish	Money
2005	71	70			141	T47	\$11,842.91
2008	70	70	76	70	286	T46	16,120.00
2009	69	77			146	CUT	
<b>Total</b>							<b>\$27,962.91</b>

## Bates, Ben (71.60)

Year	1st	2nd	3rd	4th	Total	Finish	Money
1998	69	75	71	77	292	T67	\$4,284.00
1999	70	69	67	76	282	T44	8,465.33
2000	71	71			142	CUT	
<b>Total</b>							<b>\$12,749.33</b>

## Bates, Pat (71.50)

Year	1st	2nd	3rd	4th	Total	Finish	Money
1995	71	74			145	CUT	
2002	72	68	71	71	282	T50	\$8,924.40
2003	72	73	72	70	287	T42	14,875.71
2004	73	71			144	CUT	
<b>Total</b>							<b>\$23,800.11</b>

## Batten, Eric (70.50)

Year	1st	2nd	3rd	4th	Total	Finish	Money
1982	69	69	74	68	280	T13	\$4,987.50
1983	71	71	69	73	284	T61	636.00
<b>Total</b>							<b>\$5,623.50</b>

## Baxter, Rex (72.35)

Year	1st	2nd	3rd	4th	Total	Finish	Money
1963	72	72	70	71	285	T47	\$50.00
1964	70	73	74	75	292	T45	
1966	71	67	71	78	287	T38	375.00
1967	72	71	74	75	292	T81	
1969	70	74	77	70	291	T65	133.33
<b>Total</b>							<b>\$558.33</b>

## Bayer, George (71.94)

Year	1st	2nd	3rd	4th	Total	Finish	Money
1955	73	72	74	73	292	T57	
1956	70	72	76	68	286	T18	\$381.12
1957	74	74	69	70	287	T21	455.00
1959	74	73	68	71	286	T14	850.00
1960	70	77	72	73	292	T45	22.22
1961	68	73	75	71	287	T42	114.29
1962	73	70	68	68	279	T5	1,900.00
1963	68	69	74	71	282	T24	525.00
1964	74	72	72	71	289	T28	500.00
1965	71	74	69	73	287	T24	627.77
1966	74	73	69	69	285	T32	550.00
1968	72	72	74	78	296	T64	
1969	72	71	72	73	288	T47	220.00
1972	75	74			149	CUT	
<b>Total</b>							<b>\$6,145.40</b>

# Individual Player Records

## Bayly, Gary (73.00)

Year	1st	2nd	3rd	4th	Total	Finish	Money
1983	75	71			146	CUT	

## Bean, Andy (71.55)

Year	1st	2nd	3rd	4th	Total	Finish	Money
1979	71	69	68	70	278	T3	\$14,500.00
1981	68	73	75	75	291	T68	612.00
1983	73	70			143	CUT	
1985	67	71	67	75	280	T21	4,320.00
1988	74	70			144	CUT	
1989	69	75	72	72	288	T50	2,377.14
1994	69	81			150	CUT	
<b>Total</b>							<b>\$21,809.14</b>

## Beard, Frank (73.00)

Year	1st	2nd	3rd	4th	Total	Finish	Money
1964	69	72	80	77	298	67	
1966	73	67	70	71	281	T13	\$1,450.00
1967	71	70	75	74	290	T75	
1968	72	73	71	72	288	T29	650.00
1974	73	71	74	74	292	T38	675.00
1975	72	79			151	CUT	
1976	78				78	W/D	
1979	73	71	74	75	293	T58	550.00
<b>Total</b>							<b>\$3,325.00</b>

## Beck, Chip (70.95)

Year	1st	2nd	3rd	4th	Total	Finish	Money
1980	73	72	72	74	291	T51	\$590.63
1981	75	70			145	CUT	
1982	75	72			147	CUT	
1983	72	67	72	66	277	T18	3,780.00
1984	75	74	76	68	293	T34	2,064.00
1985	71	66	66	70	273	T4	16,533.34
1986	70	74	71	72	287	T39	1,665.00
1987	70	72	71	71	284	T36	2,704.28
1988	65	69	65	68	267	1	135,000.00
1989	70	76			146	CUT	
1990	76	70			146	CUT	
1991	67	71	70	74	282	T36	4,916.67
1992	69	69	66	71	275	T12	19,600.00
1993	70	71	71		212	T19	11,285.72
1994	66	71	72	68	277	3	68,000.00
1995	77	71			148	CUT	
1996	68	71	76	73	288	T40	4,800.00
1997	74	73			147	CUT	
2000	73	70			143	CUT	
<b>Total</b>							<b>\$270,939.64</b>

## Beckman, Cameron (71.90)

Year	1st	2nd	3rd	4th	Total	Finish	Money
1999	74	73			147	CUT	
2001	72	68	71	71	282	T33	\$16,490.00
2002	69	71	66	71	277	T19	46,435.00
2003	68	73	68	76	285	T32	25,470.00
2004	73	70			143	CUT	
2005	72	75			147	CUT	
2007	67	71	69	72	279	T22	46,874.28
2008	74	70	72	73	289	T62	13,082.00
2009	70	71	71	68	280	T41	20,386.80
2010	67	77	76		220	T80	11,456.00
2011	74	79			153	CUT	
2012	70	75	71	78	294	T67	13,530.00
2013	80				80	W/D	
<b>Total</b>							<b>\$193,724.08</b>

## Beem, Larry (75.75)

Year	1st	2nd	3rd	4th	Total	Finish	Money
1958	78	76	76	73	303	T72	

## Beem, Rich (71.05)

Year	1st	2nd	3rd	4th	Total	Finish	Money
1999	70	70	75	77	292	77	\$5,208.00
2000	76	71			147	CUT	
2001	70	72	68	70	280	T20	38,216.00
2002	74	71			145	CUT	
2003	73	65	69	74	281	T10	96,428.57
2004	73	67	71	72	283	T56	10,848.00
2005	69	68			137	T13	77,333.33
2006	75	68	69	76	288	T68	10,251.00
2007	69	68	65	75	277	T13	94,640.00
2008	75	77			152	CUT	
2009	68	69	69	68	274	T13	118,125.00
2010	74	69	68	71	282	T45	20,480.00
2011	74	72			146	CUT	
<b>Total</b>							<b>\$471,529.90</b>

## Beer, Chet (74.33)

Year	1st	2nd	3rd	4th	Total	Finish	Money
1930	78	74	75	79	306	T8	
1932	219	74			293	T27	
1942	69	74	78	72	293	T17	\$32.50
<b>Total</b>							<b>\$32.50</b>

## Beer, George (76.00)

Year	1st	2nd	3rd	4th	Total	Finish	Money
1949	72	78	76	78	304	T53	

## Begay III, Notah (73.10)

Year	1st	2nd	3rd	4th	Total	Finish	Money
2000	71	67	79	72	289	T69	\$6,200.00
2002	74	75			149	CUT	
2003	74	76			150	CUT	
2004	74	69			143	CUT	
<b>Total</b>							<b>\$6,200.00</b>

## Beiersdorf, Russell (72.33)

Year	1st	2nd	3rd	4th	Total	Finish	Money
1993	67	75	75		217	T58	\$2,170.00

## Beljan, Charlie (68.63)

Year	1st	2nd	3rd	4th	Total	Finish	Money
2013	67	71	68	67	273	2	\$712,800.00
2014	67	68	68	73	276	T12	127,300.00
<b>Total</b>							<b>\$840,100.00</b>

## Bell, Art (107.00)

Year	1st	2nd	3rd	4th	Total	Finish	Money
1937	72	67	70	73	282	5	\$500.00
1938	72	70	74	70	286	T24	33.33
1944					288	13	150.00
<b>Total</b>							<b>\$683.33</b>

## Bell, Brad (72.00)

Year	1st	2nd	3rd	4th	Total	Finish	Money
1991	70	71	74	69	284	T43	\$2,870.90
1992	73	71			144	CUT	
2002	71	77			148	CUT	
<b>Total</b>							<b>\$2,870.90</b>

## Beman, Deane (72.83)

Year	1st	2nd	3rd	4th	Total	Finish	Money
1968	73	68	75	73	289	T38	\$468.00
1970	71	69	72	76	288	T67	190.47
1971	75	77			152	CUT	
1972	74	71			145	CUT	
<b>Total</b>							<b>\$658.47</b>

## Bender, Mike (71.33)

Year	1st	2nd	3rd	4th	Total	Finish	Money
1987	70	75	70	69	284	T36	\$2,704.29
1988	72	72			144	CUT	
<b>Total</b>							<b>\$2,704.29</b>

## Benepe, Jim (73.00)

Year	1st	2nd	3rd	4th	Total	Finish	Money
1989	69	75	76	70	290	T60	\$2,140.00
1990	72	72			144	CUT	
1991	77	73			150	CUT	
<b>Total</b>							<b>\$2,140.00</b>

# Individual Player Records

## Benkey, Brad (73.00)

Year	1st	2nd	3rd	4th	Total	Finish	Money
2001	76	70			146	CUT	

## Bentley, Scott (70.25)

Year	1st	2nd	3rd	4th	Total	Finish	Money
1990	72	67	69	73	281	T46	\$2,720.00

## Berdrow, Chuck (74.00)

Year	1st	2nd	3rd	4th	Total	Finish	Money
1938	72	72	76	76	296	T68	

## Berganio, Jr., David (72.73)

Year	1st	2nd	3rd	4th	Total	Finish	Money
1991	76	77			153	CUT	
1996	74	74			148	CUT	
1997	72	75			147	CUT	
2001	71	67	70	70	278	T8	\$91,800.00
2002	71	74			145	CUT	
2003	75	69	71	76	291	T59	9,765.00
2004	72	71			143	CUT	
2007	77	69			146	CUT	
2009	72	77			149	CUT	
<b>Total</b>							<b>\$101,565.00</b>

## Bertsch, Shane (74.00)

Year	1st	2nd	3rd	4th	Total	Finish	Money
1996	72	70	74	77	293	T64	\$2,508.00
1997	77	78			155	CUT	
2006	70	74			144	CUT	
2008	75	73			148	CUT	
<b>Total</b>							<b>\$2,508.00</b>

## Besselink, Al (72.66)

Year	1st	2nd	3rd	4th	Total	Finish	Money
1951	76	75	74		225	W/D	
1953	76	73	78	72	299	T43	\$12.50
1955	73	68	70	72	283	T12	600.00
1956	69	70	75	72	286	T18	381.11
1957	70	73	71	75	289	T31	220.00
1958	76	70	71	75	292	T48	
1959	71	72	73	75	291	T35	161.42
1960	69	74	72	74	289	T26	395.00
1961	75	74			149	CUT	
1962	77	75			152	CUT	
1964	71	74	74	69	288	T23	650.00
1965	74	72	69	74	289	T38	296.43
1966	73	68	71	68	280	T8	2,050.00
1967	71	72	70	75	288	T61	
1968	73	78			151	CUT	
<b>Total</b>							<b>\$4,766.46</b>

## Betley, Bob (75.00)

Year	1st	2nd	3rd	4th	Total	Finish	Money
1979	71	76	78	75	300	T74	\$475.00

## Bettencourt, Matt (72.58)

Year	1st	2nd	3rd	4th	Total	Finish	Money
2009	76	70			146	CUT	
2010	70	74	72	67	283	T47	\$16,921.60
2011	72	74			146	CUT	
2012	73	70	77	76	296	T72	12,804.00
<b>Total</b>							<b>\$29,725.60</b>

## Biagetti, Leo (73.19)

Year	1st	2nd	3rd	4th	Total	Finish	Money
1953	70	78	78	72	298	T35	\$85.00
1956	72	71	72	72	287	T27	250.00
1958	71	74	75	71	291	T39	112.50
1960	72	77	71	75	295	T58	
<b>Total</b>							<b>\$447.50</b>

## Biershenk, Tommy (77.00)

Year	1st	2nd	3rd	4th	Total	Finish	Money
2012	75	79			154	CUT	

## Bies, Don (72.13)

Year	1st	2nd	3rd	4th	Total	Finish	Money
1968	68	73	72	75	288	T29	\$650.00
1970	74	68	71	74	287	T58	190.48
1971	75	74			149	CUT	
1973	69	69	72	69	279	T2	9,213.75
1974	74	71	71	77	293	T43	481.88
1977	72	72	74	72	290	T41	740.00
1980	78	72			150	CUT	
1981	73	65	77	73	288	T62	645.00
1982	72	70	73	69	284	T36	1,352.14
<b>Total</b>							<b>\$13,273.25</b>

## Bigham, George (71.88)

Year	1st	2nd	3rd	4th	Total	Finish	Money
1956	73	70	74	74	291	T44	
1957	73	70	71	70	284	T9	\$891.66
<b>Total</b>							<b>\$891.66</b>

## Bill, Guy (73.00)

Year	1st	2nd	3rd	4th	Total	Finish	Money
1968	74	71	74	73	292	53	

## Birch, Jr., Gary (73.25)

Year	1st	2nd	3rd	4th	Total	Finish	Money
2001	70	72	75	76	293	T77	

## Bisdorf, Bill (71.75)

Year	1st	2nd	3rd	4th	Total	Finish	Money
1960	70	74	73	70	287	T19	\$602.00

## Bjorn, Thomas (71.75)

Year	1st	2nd	3rd	4th	Total	Finish	Money
2004	69	71	73	74	287	T70	\$9,504.00

## Black, Doug (73.50)

Year	1st	2nd	3rd	4th	Total	Finish	Money
1981	74	73			147	CUT	

## Black, James (71.25)

Year	1st	2nd	3rd	4th	Total	Finish	Money
1964	67	74	73	71	285	T9	\$1,550.00

## Black, John (73.33)

Year	1st	2nd	3rd	4th	Total	Finish	Money
1926					292	11	\$200.00
1927	72	78	72	71	293	T6	283.33
1928	75	71	75	74	295	T10	
<b>Total</b>							<b>\$483.33</b>

## Black, Ronnie (71.89)

Year	1st	2nd	3rd	4th	Total	Finish	Money
1984	74	75	72	79	300	T64	\$832.00
1985	71	74			145	CUT	
1986	76	74			150	CUT	
1987	71	72	71	69	283	T30	3,645.00
1988	72	69	70	71	282	T38	3,525.00
1990	73	68	64	75	280	T38	4,000.00
1991	69	71	72	66	278	T17	15,000.00
1992	70	70	70	74	284	T64	2,090.00
1993	68	74	76		218	T66	2,010.00
1994	70	74	72	72	288	T46	3,000.00
1995	72	68	66	70	276	T9	30,000.00
1996	84				84	W/D	
1997	72	73			145	CUT	
1998	70	80			150	CUT	
<b>Total</b>							<b>\$64,102.00</b>

## Blackburn, Mike (71.50)

Year	1st	2nd	3rd	4th	Total	Finish	Money
1988	70	71	72	73	286	T56	\$1,695.00

## Blackburn, Woody (72.43)

Year	1st	2nd	3rd	4th	Total	Finish	Money
1978	76	73	78	70	297	57	\$440.00
1981	74	69	78	73	294	73	588.00
1982	71	68	70	71	280	T13	4,987.50
1983	68	75			143	CUT	
<b>Total</b>							<b>\$6,015.50</b>

# Individual Player Records

## Blackmar, Phil (71.30)

Year	1st	2nd	3rd	4th	Total	Finish	Money
1985	67	74	76	69	286	T46	\$1,134.00
1987	71	69	72	73	285	T43	2,160.00
1988	77	70			147	CUT	
1989	68	72	67	69	276	T4	41,333.33
1990	71	68	68	68	275	T15	17,000.00
1991	70	76			146	CUT	
1993	80				80	W/D	
1994	69	73	78	70	290	T51	2,353.33
1996	72	69	72	73	286	T26	8,340.00
1997	71	69	75	73	288	T63	2,954.00
1999	70	67	69	73	279	T23	23,600.00
<b>Total</b>							<b>\$98,874.66</b>

## Blake, Harold (76.25)

Year	1st	2nd	3rd	4th	Total	Finish	Money
1955	157	76	72		305	T80	

## Blake, Jay Don (71.51)

Year	1st	2nd	3rd	4th	Total	Finish	Money
1987	75	71			146	CUT	
1988	73	68	72	75	288	T65	\$1,567.50
1989	71	71	70	70	282	T16	14,500.00
1990	78	69			147	CUT	
1991	74	69	71	70	284	T43	2,870.91
1992	72	73			145	CUT	
1993	67	72	71		210	T6	28,187.50
1994	74	73			147	CUT	
1995	69	67	66	69	271	T2	105,600.00
1996	70	71	69	72	282	T14	22,200.00
1997	74	69	74	75	292	T74	2,674.00
1998	75	74			149	CUT	
1999	69	76			145	CUT	
2000	73	72			145	CUT	
2001	71	68	74	72	285	T57	7,514.00
2002	71	72			143	CUT	
<b>Total</b>							<b>\$185,113.91</b>

## Blancas, Homero (73.00)

Year	1st	2nd	3rd	4th	Total	Finish	Money
1975	72	78			150	CUT	
1976	72	70	73	73	288	T25	\$1,508.00
<b>Total</b>							<b>\$1,508.00</b>

## Blanks, Jimmy (73.25)

Year	1st	2nd	3rd	4th	Total	Finish	Money
1974	77	69	71	76	293	T43	\$481.88

## Blanks, Kris (75.25)

Year	1st	2nd	3rd	4th	Total	Finish	Money
2011	76	75			151	CUT	
2012	77	73			150	CUT	

## Blanton, Bill (71.25)

Year	1st	2nd	3rd	4th	Total	Finish	Money
1960	72	70	73	70	285	T7	\$1,400.00

## Bliss, Donald (74.75)

Year	1st	2nd	3rd	4th	Total	Finish	Money
1981	69	74	80	76	299	T4	

## Blixt, Jonas (75.75)

Year	1st	2nd	3rd	4th	Total	Finish	Money
2012	80	73			153	CUT	
2013	74	76			150	CUT	

## Block, Michael (73.67)

Year	1st	2nd	3rd	4th	Total	Finish	Money
2013	69	73	79		221	T76	\$12,342.00

## Blocker, Chris (71.64)

Year	1st	2nd	3rd	4th	Total	Finish	Money
1965	72	69	71	73	285	T13	\$1,400.00
1966	71	74	73	78	296	T71	
1968	72	72	76	75	295	T60	
1969	71	73	68	75	287	T40	361.43
1970	72	71	70	72	285	T46	240.00
1971	73	71	68	71	283	T23	928.00
1972	69	71	65	70	275	T4	5,850.00
<b>Total</b>							<b>\$8,779.43</b>

## Blomquist, Ralph (73.54)

Year	1st	2nd	3rd	4th	Total	Finish	Money
1950	73	73	75	76	297	T23	\$82.50
1951	72	74	76	75	297	T25	20.00
1952	73	74	79	76	302	T31	20.00
1953	75	76	71	76	298	T35	85.00
1955	73	70	71	73	287	T34	42.00
1956	69	70	72	73	284	T11	658.00
<b>Total</b>							<b>\$907.50</b>

## Bogan, Steve (84.00)

Year	1st	2nd	3rd	4th	Total	Finish	Money
1984	85	83			168	CUT	

## Bohen, Marty (76.25)

Year	1st	2nd	3rd	4th	Total	Finish	Money
1965	78	75	79	73	305	T85	

## Bohn, Jason (71.42)

Year	1st	2nd	3rd	4th	Total	Finish	Money
2006	69	76			145	CUT	
2007	71	69	70	73	283	T44	\$15,347.43
2008	75	73			148	CUT	
2009	73	66	68	70	277	T25	49,140.00
2010	69	75	67	65	276	T10	147,200.00
2011	72	73	72	73	290	T70	12,935.00
2012	76	72			148	CUT	
2013	73	74			147	CUT	
<b>Total</b>							<b>\$224,622.43</b>

## Bolli, Justin (73.50)

Year	1st	2nd	3rd	4th	Total	Finish	Money
2005	76	71			147	CUT	

## Bolling, Charles (74.00)

Year	1st	2nd	3rd	4th	Total	Finish	Money
1985	76				76	W/D	
1986	73	72	70	71	286	T33	\$2,377.50
1987	76	80			156	CUT	
<b>Total</b>							<b>\$2,377.50</b>

## Bollman, David (72.50)

Year	1st	2nd	3rd	4th	Total	Finish	Money
1969	71	70	76	73	290	T59	\$133.34

## Bolstad, Lester (73.50)

Year	1st	2nd	3rd	4th	Total	Finish	Money
1937	72	74	76	75	297	T50	
1938	71	73	71	76	291	T49	

## Bolt, Tommy (71.48)

Year	1st	2nd	3rd	4th	Total	Finish	Money
1952	73	74	70	72	289	T1	\$4,000.00
1953	74	72	73	73	292	T9	625.00
1954	70	74	73	72	289	T35	
1955	73	70	70	71	284	T15	386.25
1956	71	63	71	71	276	T3	2,200.00
1957	72	72	69	70	283	T3	1,900.00
1958	73	71	74	71	289	T33	208.34
1959	69	70	71	73	283	T5	1,533.33
1960	72	71	72	69	284	T5	1,650.00
1962	72	71	74	74	291	T53	
1963	70	69	73	70	282	T24	525.00
1965	74	74	70	71	289	T38	296.43
<b>Total</b>							<b>\$13,324.35</b>

## Bolton, Fred (74.50)

Year	1st	2nd	3rd	4th	Total	Finish	Money
1950	78	71	74	75	298	T27	

## Bondeson, Paul (72.00)

Year	1st	2nd	3rd	4th	Total	Finish	Money
1963	70	70	67	75	282	T24	\$525.00
1965	74	71	75	76	296	T74	
1966	72	73	75	68	288	T43	287.50
1967	70	72	68	74	284	T33	534.00
1969	74	70	74	72	290	T59	133.33
<b>Total</b>							<b>\$1,479.83</b>

# Individual Player Records

## Bone, Gene (73.08)

Year	1st	2nd	3rd	4th	Total	Finish	Money
1956	75	70	73	73	291	T44	
1957	73	72	74	74	293	T51	
1963	70	74	76	73	293	79	

## Booker, Eric (71.67)

Year	1st	2nd	3rd	4th	Total	Finish	Money
1999	73	69	72	73	287	T70	\$5,516.00
2000	70	73			143	CUT	

## Booros, Jim (73.14)

Year	1st	2nd	3rd	4th	Total	Finish	Money
1981	72	73			145	CUT	
1982	70	72	72	74	288	57	\$678.00
1983	70	72	70	72	284	T61	636.00
1984	87	75			162	CUT	
1988	70	75			145	CUT	

**Total \$1,314.00**

## Boos, Robert (79.00)

Year	1st	2nd	3rd	4th	Total	Finish	Money
1965	79	80	80	77	316	T89	

## Boros, Guy (71.13)

Year	1st	2nd	3rd	4th	Total	Finish	Money
1995	73	70	65	69	277	T14	\$20,400.00
1996	72	73	72	75	292	T60	2,604.00

**Total \$23,004.00**

## Boros, Julius (71.37)

Year	1st	2nd	3rd	4th	Total	Finish	Money
1951	74	72	72	74	292	T13	\$320.00
1953	71	71	76	78	296	T22	217.50
1954	74	73	67	70	284	T9	675.00
1955	73	65	76	74	288	T40	
1958	71	73	71	70	285	T18	485.00
1959	68	74	71	71	284	9	1,300.00
1960	74	68	72	73	287	T19	602.00
1961	74	72	70	69	285	T29	320.00
1962	69	71	70	70	280	T8	1,450.00
1963	71	71	66	74	282	T24	525.00
1964	76	70	71	68	285	T9	1,550.00
1965	70	72	70	73	285	T13	1,400.00
1967	67	72	69	67	275	T3	5,600.00
1973	67	70	73	72	282	T10	2,970.00
1976	72	71	75	74	292	T48	457.43

**Total \$17,871.93**

## Botts, Rafe (73.92)

Year	1st	2nd	3rd	4th	Total	Finish	Money
1966	75	71	83	71	300	76	
1968	73	69	72	73	287	T25	\$812.50
1969	72	71	73	70	286	T34	530.00
1970	71	68	71	77	287	T58	190.47
1976	75	71	77	78	301	73	
1980	75	77			152	CUT	
1984	78	77			155	CUT	
1986	80				80	W/D	

**Total \$1,532.97**

## Bouche, Larry (73.75)

Year	1st	2nd	3rd	4th	Total	Finish	Money
1950	75	77	75	76	303	T50	
1954	72	73	72	71	288	T27	
1961	74	74	76	73	297	66	
1963	70	71	71	72	284	T35	
1964	76	72	70	74	292	T45	
1965	76	76	79	75	306	T86	

## Boucher, Tom (72.13)

Year	1st	2nd	3rd	4th	Total	Finish	Money
1955	75	68	70	72	285	T23	\$220.00
1956	69	74	74	75	292	T53	

**Total \$220.00**

## Boughner, Bob (74.75)

Year	1st	2nd	3rd	4th	Total	Finish	Money
1957	74	74	74	77	299	T62	

## Bousfield, Ken (74.00)

Year	1st	2nd	3rd	4th	Total	Finish	Money
1949	73	76	72	75	296	T20	\$156.00

## Boutell, George (71.25)

Year	1st	2nd	3rd	4th	Total	Finish	Money
1970	69	72	72	74	287	T58	\$190.48
1972	67	74	70	72	283	T41	417.85

**Total \$608.33**

## Bowden, Craig (72.25)

Year	1st	2nd	3rd	4th	Total	Finish	Money
2010	69	74	73	73	289	T69	\$12,864.00

## Bowditch, Steven (75.20)

Year	1st	2nd	3rd	4th	Total	Finish	Money
2006	78				78	DQ	
2011	78	73			151	CUT	
2014	72	75			147	CUT	

## Boyd, Bob (75.00)

Year	1st	2nd	3rd	4th	Total	Finish	Money
1983	71	72			143	CUT	
1984	78	79			157	CUT	

## Boyd, Patrick (72.25)

Year	1st	2nd	3rd	4th	Total	Finish	Money
1997	72	72	73	72	289	T67	\$2,842.00

## Boytton, Frank (70.38)

Year	1st	2nd	3rd	4th	Total	Finish	Money
1963	71	68	74	69	282	T24	\$525.00
1967	70	69	70	72	281	T14	1,750.00

**Total \$2,275.00**

## Boysen, Don (74.25)

Year	1st	2nd	3rd	4th	Total	Finish	Money
1958	75	73	75	74	297	T65	

## Bradley, Bud (74.67)

Year	1st	2nd	3rd	4th	Total	Finish	Money
1956	74	74	76	75	299	64	
1957	73	70	79	73	295	T56	
1958	73	79	74	75	301	T70	
1964	81	77	73	74	305	T69	
1965	77	70	77	77	301	83	
1973	71	72	76	72	291	T48	

## Bradley, Jackson (75.26)

Year	1st	2nd	3rd	4th	Total	Finish	Money
1947					296	T25	
1948					298	T39	
1950	74	74	72	70	290	T9	\$570.00
1952	74	73	74	80	301	T27	120.00
1953	72	78	77		227	W/D	

**Total \$690.00**

## Bradley, Keegan (70.07)

Year	1st	2nd	3rd	4th	Total	Finish	Money
2011	74	72			146	CUT	
2012	71	69	66	71	277	T2	\$580,800.00
2013	71	70	69	70	280	T16	99,000.00
2014	68	70	72	68	278	T20	80,846.67

**Total \$760,646.67**

## Bradley, Michael (73.31)

Year	1st	2nd	3rd	4th	Total	Finish	Money
1994	75	77			152	CUT	
1998	71	71	70	71	283	T24	\$17,430.00
2010	74	71			145	CUT	
2011	75	75			150	CUT	
2012	74	73			147	CUT	
2013	73	71	73	79	296	73	12,804.00

**Total \$30,234.00**

## Bradley, Monte (71.50)

Year	1st	2nd	3rd	4th	Total	Finish	Money
1960	71	73	72	70	286	T10	\$920.00

# Individual Player Records

## Bradley, Wally (72.75)

Year	1st	2nd	3rd	4th	Total	Finish	Money
1959	74	73	69	71	287	T17	\$680.00
1960	72	74	73	75	294	57	
1965	71	77	76	68	292	T60	
<b>Total</b>							<b>\$680.00</b>

## Brady, Mike (76.75)

Year	1st	2nd	3rd	4th	Total	Finish	Money
1927	70	87	73	77	307	26	

## Bramlett, Joseph (74.50)

Year	1st	2nd	3rd	4th	Total	Finish	Money
2011	75	74			149	CUT	

## Brannan, Michael (74.33)

Year	1st	2nd	3rd	4th	Total	Finish	Money
1980	72	71	75	72	290	T45	\$732.00
1982	81	75			156	CUT	
<b>Total</b>							<b>\$732.00</b>

## Branshaw, David (73.00)

Year	1st	2nd	3rd	4th	Total	Finish	Money
2007	75	71			146	CUT	

## Brask, Bill (70.50)

Year	1st	2nd	3rd	4th	Total	Finish	Money
1970	73	67	74	68	282	T24	\$742.23

## Bratton, Alan (69.50)

Year	1st	2nd	3rd	4th	Total	Finish	Money
1999	67	67	74	70	278	T15	\$40,670.00

## Brazil, Larry (75.50)

Year	1st	2nd	3rd	4th	Total	Finish	Money
1937	75	79	72	76	302	72	

## Brehaut, Jeff (71.00)

Year	1st	2nd	3rd	4th	Total	Finish	Money
2001	72	70	70	69	281	T25	\$24,862.50
2003	73	72	70	73	288	T49	11,520.00
2004	69	72	70	76	287	T70	9,504.00
2006	68	73	70	69	280	T23	42,985.72
<b>Total</b>							<b>\$88,872.22</b>

## Brewer, Gay (71.77)

Year	1st	2nd	3rd	4th	Total	Finish	Money
1957	73	72	71	70	286	T19	\$515.00
1958	71	69	67	72	279	3	2,600.00
1959	75	71	71	72	289	T26	375.00
1960	71	72	69	74	286	T10	920.00
1962	68	69	74	70	281	T12	1,060.00
1963	75	69	68	76	288	T67	
1964	72	74	72	73	291	T40	43.00
1965	74	72	77	73	296	T74	
1966	69	74	71	67	281	T13	1,450.00
1967	67	70	68	69	274	2	12,000.00
1968	72	71	73	72	288	T29	650.00
1969	69	76	72	74	291	T65	133.33
1970	68	70	71	73	282	T24	742.22
1971	73	68	69	71	281	T16	1,650.00
1972	72	70	69	68	279	T12	2,142.86
1973	75	70	65	71	281	T7	3,982.66
1974	76	72			148	CUT	
1975	70	73	79	74	296	T54	341.25
1976	76	74			150	CUT	
1977	78	71			149	CUT	
1978	76	78			154	CUT	
1979	71	71	75	76	293	T58	550.00
1980	71	71	71	72	285	T25	1,788.89
1981	71	70	80	71	292	T71	597.00
1982	76	74			150	CUT	
1983	68	71	69	68	276	T12	5,700.00
<b>Total</b>							<b>\$37,241.21</b>

## Briggs, Danny (73.50)

Year	1st	2nd	3rd	4th	Total	Finish	Money
1986	69	79			148	CUT	
2005	71	75			146	CUT	

## Brisky, Mike (72.88)

Year	1st	2nd	3rd	4th	Total	Finish	Money
1995	73	75			148	CUT	
1996	70	71	72	75	288	T40	\$4,800.00
1998	72	75			147	CUT	
<b>Total</b>							<b>\$4,800.00</b>

## Britton, Bill (72.57)

Year	1st	2nd	3rd	4th	Total	Finish	Money
1981	70	76			146	CUT	
1983	71	70	69	67	277	T18	\$3,780.00
1984	78	76			154	CUT	
1989	74	70	74	76	294	76	1,880.00
1991	73	72			145	CUT	
<b>Total</b>							<b>\$5,660.00</b>

## Brodie, John (74.00)

Year	1st	2nd	3rd	4th	Total	Finish	Money
1960	74	75	71	76	296	T63	

## Brodie, Steve (77.00)

Year	1st	2nd	3rd	4th	Total	Finish	Money
1989	72	82			154	CUT	

## Bronkey, Tam (80.50)

Year	1st	2nd	3rd	4th	Total	Finish	Money
2001	80	81			161	CUT	

## Brook, Ed (77.50)

Year	1st	2nd	3rd	4th	Total	Finish	Money
1937	81	72	80	77	310	79	

## Brooks, Mark (71.20)

Year	1st	2nd	3rd	4th	Total	Finish	Money
1984	75	72	71	72	290	T17	\$5,413.34
1985	72	75			147	CUT	
1986	73	72	73	72	290	T66	927.00
1987	71	71	71	68	281	T17	7,590.00
1988	71	71	72	73	287	T61	1,627.50
1989	67	71	73	71	282	T16	14,500.00
1990	70	73			143	CUT	
1991	67	71	69	75	282	T36	4,916.66
1992	68	71	73	68	280	T39	3,512.72
1993	74	72			146	CUT	
1994	71	76			147	CUT	
1995	70	75			145	CUT	
1996	74	69	72	64	279	T2	79,200.00
1997	71	72	73	72	288	T63	2,954.00
1999	68	71	70	66	275	T9	72,800.00
2000	66	72	70	76	284	T52	7,156.57
2001	70	71	72	70	283	T43	10,353.00
2002	71	68	73	68	280	T34	19,980.00
2003	75	72			147	CUT	
2004	74	73			147	CUT	
2005	70	68			138	T22	43,268.57
2006	72	67	67	76	282	T36	25,075.00
2009	73	73			146	CUT	
<b>Total</b>							<b>\$299,274.36</b>

## Brosch, Al (74.50)

Year	1st	2nd	3rd	4th	Total	Finish	Money
1950	77	74	74	78	303	T50	
1952	70	75	75	73	293	8	\$600.00
<b>Total</b>							<b>\$600.00</b>

## Brown, Billy Ray (73.80)

Year	1st	2nd	3rd	4th	Total	Finish	Money
1992	72	72			144	CUT	
1994	70	78			148	CUT	
1995	80	73			153	CUT	
1997	72	75			147	CUT	
1999	72	74			146	CUT	

## Brown, Eric (71.50)

Year	1st	2nd	3rd	4th	Total	Finish	Money
1961	71	69	72	66	278	T2	\$3,325.00
1962	72	72	74	76	294	T61	



# Individual Player Records

## Brown, Fred (75.25)

Year	1st	2nd	3rd	4th	Total	Finish	Money
1957	77	73	75	76	301	65	

## Brown, Fred (76.37)

Year	1st	2nd	3rd	4th	Total	Finish	Money
1955		73	69		300	T72	
1956	73	72	71	75	291	T44	

## Brown, Joe (75.25)

Year	1st	2nd	3rd	4th	Total	Finish	Money
1952	79	73	76	82	310	T58	
1954	70	74	74	74	292	T49	

## Brown, Ken (72.88)

Year	1st	2nd	3rd	4th	Total	Finish	Money
1985	73	68	76	73	290	58	\$896.00
1986	70	75	72	72	289	T56	985.50
1987	72	71	75	72	290	T66	1,242.00
1988	72	72			144	CUT	
1989	79	74			153	CUT	
<b>Total</b>							<b>\$3,123.50</b>

## Brown, Lary (76.50)

Year	1st	2nd	3rd	4th	Total	Finish	Money
1965	78	75	73	80	306	T86	

## Brown, Pete (71.94)

Year	1st	2nd	3rd	4th	Total	Finish	Money
1964	72	76	72	73	293	T54	
1965	72	73	75	70	290	T45	\$150.00
1967	70	69	69	73	281	T14	1,750.00
1969	69	73	73	72	287	T40	361.43
1970	72	69	69	73	283	T33	550.00
1971	73	71	75	72	291	T62	220.00
1976	70	70	68	75	283	T11	4,070.00
1977	73	70	71	75	289	T34	988.57
1980	76	73			149	CUT	
<b>Total</b>							<b>\$8,090.00</b>

## Brown, Scott (70.75)

Year	1st	2nd	3rd	4th	Total	Finish	Money
2014	70	67	74	72	283	T45	\$18,779.14

## Browne, Olin (71.91)

Year	1st	2nd	3rd	4th	Total	Finish	Money
1992	76	72			148	CUT	
1994	70	78			148	CUT	
1996	73	70	72	74	289	T44	\$3,468.00
1997	71	72	74	72	289	T67	2,842.00
2000	70	72			142	CUT	
2001	73	68	71	73	285	T57	7,514.00
2002	70	69	72	70	281	T37	13,729.85
2003	72	73	70	68	283	T24	38,362.50
2004	79	69			148	CUT	
2006	68	73	69	73	283	T39	20,400.00
2008	74	75			149	CUT	
<b>Total</b>							<b>\$86,316.35</b>

## Bruckner, Greg (71.25)

Year	1st	2nd	3rd	4th	Total	Finish	Money
1990	70	71	75	73	289	T75	\$1,890.00
1991	71	70	72	68	281	T30	6,075.00
<b>Total</b>							<b>\$7,965.00</b>

## Brue, Bob (71.75)

Year	1st	2nd	3rd	4th	Total	Finish	Money
1961	71	68	74	73	286	T34	\$177.50
1962	70	77	71	76	294	T61	
1963	69	70	71	71	281	T21	750.00
<b>Total</b>							<b>\$927.50</b>

## Bruno, Bob (71.00)

Year	1st	2nd	3rd	4th	Total	Finish	Money
1963	70	74	72	68	284	T35	\$136.37

## Brunton, Gordon (73.88)

Year	1st	2nd	3rd	4th	Total	Finish	Money
1937	77	70	73	79	299	T56	
1938	78	72	69	73	292	T53	

## Bryant, Bart (70.67)

Year	1st	2nd	3rd	4th	Total	Finish	Money
1991	71	78			149	CUT	
2006	71	71	69	69	280	T23	\$42,985.72
2007	72	68	70	68	278	T18	70,200.00
2008	74	69	71	70	284	T36	27,318.75
2009	74	67	71	69	281	T51	14,826.00
<b>Total</b>							<b>\$155,330.47</b>

## Bryant, Brad (73.00)

Year	1st	2nd	3rd	4th	Total	Finish	Money
1980	70	72	72	75	289	44	\$875.00
1983	70	74			144	CUT	
1989	74	74			148	CUT	
1994	74	75			149	CUT	
<b>Total</b>							<b>\$875.00</b>

## Buck, George (76.00)

Year	1st	2nd	3rd	4th	Total	Finish	Money
1952	77	76	75		228	W/D	

## Buczek, John (74.25)

Year	1st	2nd	3rd	4th	Total	Finish	Money
1975	70	76	75	76	297	T58	\$311.25

## Bulla, Johnny (72.27)

Year	1st	2nd	3rd	4th	Total	Finish	Money
1937	75	74	75	75	299	T56	
1941	71	66	75	69	281	1	\$3,500.00
1944					281	2	2,125.00
1948	71	73	72	71	287	T8	400.00
1949	73	77	73	73	296	T20	156.00
1950	74	75	69	75	293	T15	236.66
1951	72	75	77		224	W/D	
1952	78	74	71	73	296	T10	420.00
1953	73	72	72	72	289	T3	1,366.67
1955	70	69	68	72	279	3	2,100.00
1958	72	70	75	73	290	T36	166.67
1959	64	77	71	74	286	T14	850.00
1960	68	72	74	72	286	T10	920.00
1966	75	72	72	70	289	T45	192.86
1969	75	70	72	70	287	T40	361.43
1970	70	71	74	72	287	T58	190.48
1971	74	70	73	75	292	T64	220.00
<b>Total</b>							<b>\$13,205.77</b>

## Burckle, John (71.75)

Year	1st	2nd	3rd	4th	Total	Finish	Money
1991	71	72	74	70	287	T63	\$2,100.00

## Burke, Billy (74.13)

Year	1st	2nd	3rd	4th	Total	Finish	Money
1928	76	77	72	68	293	T7	
1929	77	71	74	78	300	T8	\$175.00
<b>Total</b>							<b>\$175.00</b>

## Burke, Jr., Jack (72.16)

Year	1st	2nd	3rd	4th	Total	Finish	Money
1949	71	75	79	73	298	T29	
1950	72	72	68	69	281	3	\$1,350.00
1951	78	76	73		227	W/D	
1952	69	75	73	72	289	2	2,500.00
1953	70	75	70	70	285	2	1,900.00
1954	70	69	75	73	287	T18	230.56
1957	69	69	74	71	283	T3	1,900.00
1958	74	73	71	75	293	T53	
1959	75	72	73	76	296	T65	
1960	74	71	75	73	293	T54	
1961	73	70	74	70	287	T42	114.29
1962	72	68	70	68	278	4	2,400.00
1967	73	69	72	69	283	T23	800.00
<b>Total</b>							<b>\$11,194.85</b>

# Individual Player Records

## Burke, Jr., Michael (73.50)

Year	1st	2nd	3rd	4th	Total	Finish	Money
1999	72	75			147	CUT	

## Burke, Patrick (71.50)

Year	1st	2nd	3rd	4th	Total	Finish	Money
1992	69	69	70	70	278	T27	\$7,100.00
1993	73	78			151	CUT	
1995	70	73	69	71	283	T46	3,264.00
1996	73	70	72	70	285	T21	12,480.00
1997	70	77			147	CUT	
<b>Total</b>							<b>\$22,844.00</b>

## Burkemo, Walter (72.93)

Year	1st	2nd	3rd	4th	Total	Finish	Money
1953	78	74	71	72	295	T20	\$310.00
1954	71	73	73	77	294	T60	
1955	74	70	74	76	294	T63	
1958	75	73	69	68	285	T18	485.00
1960	68	76	74	73	291	T34	153.64
1963	70	71	70	78	289	T70	
1964	74	74	73		221	DQ	
<b>Total</b>							<b>\$948.64</b>

## Burns, Bob (72.65)

Year	1st	2nd	3rd	4th	Total	Finish	Money
1994	73	73	71	74	291	T57	\$2,230.00
1995	75	71			146	CUT	
1999	70	69	69	73	281	T35	12,646.66
2002	72	70	73	78	293	80	6,660.00
2003	73	70	79	76	298	74	8,640.00
2004	73	71			144	CUT	
<b>Total</b>							<b>\$30,176.66</b>

## Burns, George (72.25)

Year	1st	2nd	3rd	4th	Total	Finish	Money
1976	70	70	76	75	291	T41	\$647.29
1977	73	74	73	71	291	T46	532.85
1979	72	75	75	70	292	T56	567.50
1983	68	75			143	CUT	
1985	69	72	68	69	278	T14	7,200.00
1989	76	74			150	CUT	
<b>Total</b>							<b>\$8,947.64</b>

## Burroughs, Bruce (76.50)

Year	1st	2nd	3rd	4th	Total	Finish	Money
1999	76	77			153	CUT	

## Burroughs, Clark (71.50)

Year	1st	2nd	3rd	4th	Total	Finish	Money
1988	70	70	76	73	289	T69	\$1,515.00
1990	69	70	71	73	283	T56	2,230.00
<b>Total</b>							<b>\$3,745.00</b>

## Burton, Kevin (72.25)

Year	1st	2nd	3rd	4th	Total	Finish	Money
1995	74	69	76	72	291	77	\$2,232.00
1997	70	73	74	70	287	T57	3,094.00
<b>Total</b>							<b>\$5,326.00</b>

## Butler, Art (74.50)

Year	1st	2nd	3rd	4th	Total	Finish	Money
1959	73	73	77	75	298	67	
1965	79	74	70	75	298	T78	

## Butler, Harrell (78.00)

Year	1st	2nd	3rd	4th	Total	Finish	Money
1937	76	78	82	76	312	80	

## Buttner, Bill (70.67)

Year	1st	2nd	3rd	4th	Total	Finish	Money
1990	69	69	70	68	276	T18	\$12,171.43
1991	74	74			148	CUT	
<b>Total</b>							<b>\$12,171.43</b>

## Byman, Bob (73.40)

Year	1st	2nd	3rd	4th	Total	Finish	Money
1980	70	75	72	77	294	T64	\$530.00
1983	73				73	W/D	
<b>Total</b>							<b>\$530.00</b>

## Byrd, Jonathan (72.36)

Year	1st	2nd	3rd	4th	Total	Finish	Money
2002	75	73			148	CUT	
2003	79	75			154	CUT	
2005	71	71			142	T58	\$9,936.00
2007	76	73			149	CUT	
2009	70	75			145	CUT	
2010	68	74	71	68	281	T37	26,880.00
2011	76	72			148	CUT	
2012	68	70	69	73	280	T8	191,400.00
2014	72	73			145	CUT	
<b>Total</b>							<b>\$228,216.00</b>

## Byrd, Sam (72.00)

Year	1st	2nd	3rd	4th	Total	Finish	Money
1944					287	T11	\$187.50
1945					285	4	1,066.00
1946					292	T10	404.44
<b>Total</b>							<b>\$1,657.94</b>

## Byrum, Curt (72.21)

Year	1st	2nd	3rd	4th	Total	Finish	Money
1987	72	70	71	75	288	T59	\$1,302.00
1988	72	70	70	69	281	T30	4,457.14
1989	72	74			146	CUT	
1990	73	72			145	CUT	
1991	79				79	W/D	
1995	71	73			144	CUT	
1996	73	71	72	73	289	T44	3,468.00
<b>Total</b>							<b>\$9,227.14</b>

## Byrum, Tom (72.86)

Year	1st	2nd	3rd	4th	Total	Finish	Money
1986	72	76			148	CUT	
1987	77	76			153	CUT	
1988	70	69	72	72	283	T41	\$3,000.00
1989	82	77			159	CUT	
1990	67	74	69	74	284	T62	2,130.00
1991	68	74	69	74	285	T54	2,270.00
1992	70	77			147	CUT	
1993	74	73			147	CUT	
1996	70	78			148	CUT	
1999	75	72			147	CUT	
2003	76	69	74	74	293	T69	9,045.00
2004	69	72	70	71	282	T51	11,366.40
2005	73	74			147	CUT	
<b>Total</b>							<b>\$27,811.40</b>

## Cabrera, Angel (71.05)

Year	1st	2nd	3rd	4th	Total	Finish	Money
2003	75	68	65	74	282	T17	\$58,885.71
2004	71	72			143	CUT	
2005	69	69			138	T22	43,268.57
2006	72	71	70	71	284	T45	14,586.00
2007	74	73			147	CUT	
2008	68	73	70	72	283	T31	36,766.00
2009	72	68	68	66	274	T13	118,125.00
2010	71	73	71	71	286	T61	13,568.00
2011	71	75			146	CUT	
2012	76	74			150	CUT	
2013	69	72	71	71	283	T33	35,640.00
2014	69	71	71	73	284	T52	15,467.43
<b>Total</b>							<b>\$336,306.71</b>

## Cadle, George (72.68)

Year	1st	2nd	3rd	4th	Total	Finish	Money
1975	71	78	70	71	290	T25	\$1,155.00
1976	71	70	75	78	294	T59	374.50
1977	70	75	70	72	287	T28	1,450.00
1978	69	78	74	74	295	T47	565.00
1980	74	78			152	CUT	
1981	68	70	69	69	276	T9	7,800.00
1982	73	74			147	CUT	
1984	77	72	72	73	294	T39	1,720.00
<b>Total</b>							<b>\$13,064.50</b>

# Individual Player Records

## Calcavecchia, Mark (70.05)

Year	1st	2nd	3rd	4th	Total	Finish	Money
1988	73	65	70	70	278	T15	\$13,125.00
1989	68	66	70	68	272	1	180,000.00
1990	71	68	69	65	273	T8	28,000.00
1991	70	69	71	70	280	T24	8,100.00
1992	69	71	71	70	281	T50	2,362.50
1993	74	76			150	CUT	
1995	73	69	72	68	282	T41	4,440.00
1999	68	74	74	74	290	76	5,264.00
2000	69	74			143	CUT	
2002	70	70	70	68	278	T23	32,005.00
2005	73	70			143	CUT	
2009	70	69	64	69	272	T6	203,962.50
<b>Total</b>							<b>\$477,259.00</b>

## Caldwell, Joe

Year	1st	2nd	3rd	4th	Total	Finish	Money
1944					302	T28	

## Caldwell, Rex (72.06)

Year	1st	2nd	3rd	4th	Total	Finish	Money
1975	72	75	78	76	301	T67	\$251.00
1978	75	72	69	72	288	T17	2,500.00
1979	69	73	72	73	287	T27	1,700.00
1980	76	73			149	CUT	
1982	70	68	71	73	282	T25	2,193.75
1983	69	67	71	70	277	T18	3,780.00
1984	72	69	76	71	288	T9	10,000.00
1985	75	70			145	CUT	
1986	72	73	70	72	287	T39	1,665.00
1988	71	75			146	CUT	
<b>Total</b>							<b>\$22,089.75</b>

## Calfee, Bill (73.13)

Year	1st	2nd	3rd	4th	Total	Finish	Money
1977	74	73	73	74	294	T59	\$415.00
1978	76	73	74	75	298	T58	415.00
1979	72	75	69	70	286	T23	2,300.00
1980	72	72	75	73	292	T59	555.00
<b>Total</b>							<b>\$3,685.00</b>

## Callison, Verne (75.50)

Year	1st	2nd	3rd	4th	Total	Finish	Money
1960	76	76	73	77	302	72	

## Calvin, Roger (73.83)

Year	1st	2nd	3rd	4th	Total	Finish	Money
1980	77	72			149	CUT	
1981	75	69			144	CUT	
1982	75	75			150	CUT	

## Campbell, Chad (71.03)

Year	1st	2nd	3rd	4th	Total	Finish	Money
2002	74	71			145	CUT	
2003	73	70	66	71	280	T8	\$135,000.00
2004	70	71	69	70	280	T39	19,680.00
2005	68	65			133	2	518,400.00
2006	67	72	69	74	282	T36	25,075.00
2007	74	67	75	76	292	T77	9,620.00
2008	67	70	73	70	280	T11	142,600.00
2009	72	68	69	73	282	T57	14,175.00
2010	70	72	71	68	281	T37	26,880.00
2011	72	74			146	CUT	
2012	74	77			151	CUT	
2013	71	76			147	CUT	
<b>Total</b>							<b>\$891,430.00</b>

## Campbell, Doug (78.50)

Year	1st	2nd	3rd	4th	Total	Finish	Money
1982	84	73			157	CUT	

## Campbell, Joe (71.50)

Year	1st	2nd	3rd	4th	Total	Finish	Money
1959	69	78	68	72	287	T17	\$680.00
1962	71	71	72	71	285	T23	446.67
1963	69	70	73	74	286	T58	
1966	75	71	69	71	286	T35	475.00
<b>Total</b>							<b>\$1,601.67</b>

## Campbell, Michael (76.00)

Year	1st	2nd	3rd	4th	Total	Finish	Money
2003	77	75			152	CUT	

## Canipe, David (74.67)

Year	1st	2nd	3rd	4th	Total	Finish	Money
1980	79	77			156	CUT	
1987	74	73			147	CUT	
1988	71	75			146	CUT	
1989	73	76			149	CUT	
1990	71	75			146	CUT	
1991	77	75			152	CUT	

## Canonica, Emanuele (69.25)

Year	1st	2nd	3rd	4th	Total	Finish	Money
2001	68	70	71	68	277	7	\$113,900.00

## Cantlay, Patrick (73.75)

Year	1st	2nd	3rd	4th	Total	Finish	Money
2012	78	72			150	CUT	
2013	70	75			145	CUT	

## Carlisle, Joe

Year	1st	2nd	3rd	4th	Total	Finish	Money
1939					292	T18	

## Carmody, Dick (72.25)

Year	1st	2nd	3rd	4th	Total	Finish	Money
1968	71	72	73	78	294	T57	
1970	71	72	71	70	284	T39	\$390.00
<b>Total</b>							<b>\$390.00</b>

## Carnevale, Mark (72.25)

Year	1st	2nd	3rd	4th	Total	Finish	Money
1992	65	75	72	72	284	T64	\$2,090.00
1994	74	72	76	72	294	T68	2,010.00
<b>Total</b>							<b>\$4,100.00</b>

## Carrasco, Ray (79.00)

Year	1st	2nd	3rd	4th	Total	Finish	Money
1982	78	80			158	CUT	

## Carroll, Danny (84.00)

Year	1st	2nd	3rd	4th	Total	Finish	Money
1998	75	93			168	CUT	

## Carter, Jim (71.40)

Year	1st	2nd	3rd	4th	Total	Finish	Money
1987	71	73	73	72	289	65	\$1,260.00
1988	71	69	68	69	277	T13	15,000.00
1989	76	72			148	CUT	
1990	69	71	71	70	281	T46	2,720.00
1995	68	73	70	73	284	T52	2,784.00
1996	72	71	73	74	290	T52	2,798.40
1997	72	68	69	80	289	T67	2,842.00
1998	71	68	71	72	282	T20	24,465.00
1999	73	71			144	CUT	
2000	72	75			147	CUT	
2001	70	74			144	CUT	
2002	71	68	70	69	278	T23	32,005.00
2003	75	71			146	CUT	
<b>Total</b>							<b>\$83,874.40</b>

## Carter, Tom (70.50)

Year	1st	2nd	3rd	4th	Total	Finish	Money
2004	70	71	68	73	282	T51	\$11,366.40

## Case, Wayne (77.00)

Year	1st	2nd	3rd	4th	Total	Finish	Money
1986	79	75			154	CUT	

## Casey, Paul (70.90)

Year	1st	2nd	3rd	4th	Total	Finish	Money
2005	74	74			148	CUT	
2008	73	70	69	70	282	T22	\$53,044.45
2011	71	67	73	68	279	T12	112,666.67
<b>Total</b>							<b>\$165,711.12</b>

## Casper, Billy (70.55)

# Individual Player Records

Year	1st	2nd	3rd	4th	Total	Finish	Money
1956	70	68	73	73	284	T11	\$658.00
1957	68	68	75	74	285	T15	605.00
1958	74	68	68	70	280	4	2,200.00
1959	70	74	73	71	288	T22	525.00
1960	74	72	73	71	290	T32	275.00
1961	71	69	69	70	279	T4	2,133.33
1962	73	68	72	73	286	T32	234.00
1963	71	68	69	71	279	T9	1,358.33
1965	66	72	72	71	281	3	4,000.00
1966	70	71	66	71	278	T5	3,050.00
1967	72	70	66	69	277	T6	3,600.00
1968	70	67	68	69	274	1	20,000.00
1969	69	69	72	67	277	T3	5,900.00
1970	68	68	68	72	276	1	20,000.00
1971	66	72	69	67	274	2	12,500.00
1972	71	70	67	71	279	T12	2,142.85
1974	75	70	72	74	291	T33	849.00
1975	69	74	71	69	283	T6	4,668.75
1978	72	72	78	69	291	33	1,180.00
1980	80				80	W/D	
<b>Total</b>							<b>\$85,879.26</b>

<b>Castro, Roberto (73.50)</b>							
Year	1st	2nd	3rd	4th	Total	Finish	Money
2013	75	72			147	CUT	

<b>Cauley, Bud (73.17)</b>							
Year	1st	2nd	3rd	4th	Total	Finish	Money
2012	74	70	71	75	290	T52	\$15,477.00
2013	77	72			149	CUT	
<b>Total</b>							<b>\$15,477.00</b>

<b>Cejka, Alex (72.05)</b>							
Year	1st	2nd	3rd	4th	Total	Finish	Money
2003	73	71	73	73	290	T55	\$10,215.00
2004	73	72			145	CUT	
2005	70	70			140	T37	19,200.00
2006	72	72			144	CUT	
2007	75	72			147	CUT	
2008	68	72	73	71	284	T36	27,318.75
2009	75	69			144	CUT	
2010	75	73			148	CUT	
2011	71				71	W/D	
<b>Total</b>							<b>\$56,733.75</b>

<b>Cerda, Antonio (72.25)</b>							
Year	1st	2nd	3rd	4th	Total	Finish	Money
1979	74	72	69	71	286	T23	\$2,300.00
1980	70	77	75	75	297	68	515.00
1981	71	65	71	71	278	T15	4,800.00
1982	72	73	78	78	301	74	582.00
1983	74	71			145	CUT	
1986	74	67	69	70	280	T6	14,568.75
1987	72	75			147	CUT	
<b>Total</b>							<b>\$22,765.75</b>

<b>Cerrudo, Ron (71.71)</b>							
Year	1st	2nd	3rd	4th	Total	Finish	Money
1969	70	69	76	71	286	T34	\$530.00
1970	66	71	71	72	280	T11	1,787.50
1971	71	71	71	72	285	T38	429.00
1972	71	70	73	72	286	T58	238.10
1974	72	75	74	79	300	76	
1977	72	68	74	70	284	T14	3,300.00
<b>Total</b>							<b>\$6,284.60</b>

<b>Cesario, Greg (74.00)</b>							
Year	1st	2nd	3rd	4th	Total	Finish	Money
1993	76	72			148	CUT	

<b>Chaffee, Jon (73.17)</b>							
Year	1st	2nd	3rd	4th	Total	Finish	Money
1980	75	75			150	CUT	
1981	71	74			145	CUT	
1992	71	73			144	CUT	

<b>Chaffin, Scott (76.50)</b>							
Year	1st	2nd	3rd	4th	Total	Finish	Money
1988	76	77			153	CUT	

<b>Chain, Tom (75.50)</b>							
Year	1st	2nd	3rd	4th	Total	Finish	Money
1982	76	75			151	CUT	

<b>Chalmers, Greg (71.24)</b>							
Year	1st	2nd	3rd	4th	Total	Finish	Money
1999	69	67	71	73	280	T30	\$17,388.00
2000	67	66	74	72	279	T18	37,731.43
2001	67	70	71	71	279	T13	58,285.72
2002	69	73	72	69	283	T55	8,251.00
2003	72	72	72	76	292	T65	9,315.00
2010	71	73	70	72	286	T61	13,568.00
2011	74	74			148	CUT	
2012	75	74			149	CUT	
2013	69	69	73	67	278	T10	165,000.00
2014	70	78			148	CUT	
<b>Total</b>							<b>\$309,539.15</b>

<b>Chamblee, Brandel (71.20)</b>							
Year	1st	2nd	3rd	4th	Total	Finish	Money
1988	71	71	76	72	290	T72	\$1,447.50
1991	70	75			145	CUT	
1992	72	71			143	CUT	
1993	79	72			151	CUT	
1994	70	76	75	74	295	72	1,960.00
1995	70	72	71	67	280	T25	8,406.00
1996	72	71	72	71	286	T26	8,340.00
1998	73	70	70	69	282	T20	24,465.00
1999	74	68	69	67	278	T15	40,670.00
2000	71	65	69	72	277	T10	80,600.00
2001	68	68	73	67	276	T2	204,000.00
2002	72	73			145	CUT	
<b>Total</b>							<b>\$369,888.50</b>

<b>Chancey, Jim (72.80)</b>							
Year	1st	2nd	3rd	4th	Total	Finish	Money
1978	73	74	73	78	298	T58	\$415.00
1980	70	72	70	73	285	T25	1,788.89
1981	73	72			145	CUT	
<b>Total</b>							<b>\$2,203.89</b>

<b>Chandler, Al (73.00)</b>							
Year	1st	2nd	3rd	4th	Total	Finish	Money
1962	71	72	74	75	292	T58	

<b>Chappell, Kevin (71.33)</b>							
Year	1st	2nd	3rd	4th	Total	Finish	Money
2009	75	72			147	CUT	
2012	73	67	73	71	284	T24	\$49,940.00
2013	73	73			146	CUT	
2014	71	70	69	69	279	T23	57,955.00
<b>Total</b>							<b>\$107,895.00</b>

<b>Charles, Bob (73.25)</b>							
Year	1st	2nd	3rd	4th	Total	Finish	Money
1965	71	74	77	71	293	T64	

<b>Chartrand, Pat (77.40)</b>							
Year	1st	2nd	3rd	4th	Total	Finish	Money
1955	158	73			231	W/D	
1958	78	75	77	80	310	75	

<b>Cheesman, Barry (71.59)</b>							
Year	1st	2nd	3rd	4th	Total	Finish	Money
1988	70	70	76	74	290	T72	\$1,447.50
1991	72	73			145	CUT	
1993	73	71	72		216	T45	2,580.00
1998	72	73	67	66	278	T10	52,500.00
1999	72	73			145	CUT	
2000	70	73			143	CUT	
<b>Total</b>							<b>\$56,527.50</b>

# Individual Player Records

## Chen, T.C. (71.62)

Year	1st	2nd	3rd	4th	Total	Finish	Money
1983	68	71	72	72	283	T56	\$672.00
1984	72	73	69	74	288	T9	10,000.00
1985	73	72			145	CUT	
1987	70	67	67	71	275	1	108,000.00
1988	72	67	77	75	291	T78	1,387.50
1989	69	77			146	CUT	
1993	71	72	71		214	T31	5,800.00
1994	73	75			148	CUT	
1997	72	71	72	72	287	T57	3,094.00
<b>Total</b>							<b>\$128,953.50</b>

## Chin, Seisui (CHICK) (97.67)

Year	1st	2nd	3rd	4th	Total	Finish	Money
1936	142	76	75		293	T17	\$29.00

## Choi, K.J. (70.00)

Year	1st	2nd	3rd	4th	Total	Finish	Money
2001	69	71	72	70	282	T33	\$16,490.00
2002	69	73	70	75	287	T70	7,289.00
2003	70	69	67	72	278	T5	171,000.00
2004	69	72	71	73	285	T65	10,032.00
2005	72	67			139	T29	29,220.00
2006	69	69	70	73	281	T30	30,982.50
2007	72	67	66	74	279	T22	46,874.28
2008	65	73	71	70	279	T7	186,775.00
2009	66	69	67	69	271	T3	327,600.00
2010	71	72	71	65	279	T27	45,440.00
2011	70	69	70	68	277	T7	209,625.00
2012	69	71	74	70	284	T24	49,940.00
2013	71	70	72	70	283	T33	35,640.00
2014	69	72	67	68	276	T12	127,300.00
<b>Total</b>							<b>\$1,294,207.78</b>

## Chopra, Daniel (72.67)

Year	1st	2nd	3rd	4th	Total	Finish	Money
2004	71	73			144	CUT	
2005	71	75			146	CUT	
2006	74	72			146	CUT	
2007	69	75			144	CUT	
2008	73	74			147	CUT	
2009	73	67	74	74	288	T72	\$12,285.00
2010	75				75	W/D	
<b>Total</b>							<b>\$12,285.00</b>

## Christie, Michael (72.50)

Year	1st	2nd	3rd	4th	Total	Finish	Money
1997	73	71	75	71	290	T71	\$2,744.00

## Christian, Neil (72.50)

Year	1st	2nd	3rd	4th	Total	Finish	Money
1931		70			296	18	
1937	73	71	70	71	285	T9	\$75.00
1938					289	T38	
<b>Total</b>							<b>\$75.00</b>

## Chung, Charlie (75.50)

Year	1st	2nd	3rd	4th	Total	Finish	Money
1928	76	76	76	74	302	T22	

## Cink, Stewart (70.63)

Year	1st	2nd	3rd	4th	Total	Finish	Money
1997	70	74	69	69	282	T27	\$9,730.00
1999	71	71	73	70	285	T62	5,880.00
2000	67	70	70	69	276	T5	105,090.00
2001	69	69	70	72	280	T20	38,216.00
2002	70	71	69	71	281	T37	13,729.85
2003	73	67	69	73	282	T17	58,885.71
2004	69	67	70	73	279	T32	25,988.57
2006	71	71	70	72	284	T45	14,586.00
2007	70	71	69	71	281	T33	28,730.00
2010	71	71	67	71	280	T32	36,224.00
2011	70	67	71	74	282	T29	41,329.16
2012	69	71	74	80	294	T67	13,530.00
2013	71	72	67	72	282	T27	45,870.00
2014	73	73			146	CUT	
<b>Total</b>							<b>\$437,789.29</b>

## Cioe, Joe (72.00)

Year	1st	2nd	3rd	4th	Total	Finish	Money
1997	71	72	71	74	288	T63	\$2,954.00

## Ciuci, Henry (75.75)

Year	1st	2nd	3rd	4th	Total	Finish	Money
1929	72	81	76	74	303	T13	

## Claar, Brian (72.40)

Year	1st	2nd	3rd	4th	Total	Finish	Money
1986	73	73	68	75	289	T56	\$985.50
1990	73	73			146	CUT	
1992	71	70	79	73	293	T77	1,850.00
1993	74	75			149	CUT	
1994	72	72	71	70	285	T27	6,245.46
1995	71	71	73	71	286	T61	2,592.00
<b>Total</b>							<b>\$11,672.96</b>

## Clampett, Bobby (72.60)

Year	1st	2nd	3rd	4th	Total	Finish	Money
1981	73	71			144	CUT	
1982	76	70			146	CUT	
1983	71	71	68	71	281	T42	\$991.71
1984	73	74	73	71	291	T23	3,560.00
1985	72	76			148	CUT	
1987	77	75			152	CUT	
1989	73	73			146	CUT	
1991	72	72			144	CUT	
<b>Total</b>							<b>\$4,551.71</b>

## Clark, Art (75.00)

Year	1st	2nd	3rd	4th	Total	Finish	Money
1938	76	74	70	80	300	T73	

## Clark, Barney

Year	1st	2nd	3rd	4th	Total	Finish	Money
1946					295	T15	\$220.00

## Clark, Clarence (145.75)

Year	1st	2nd	3rd	4th	Total	Finish	Money
1931	223	74			297	T19	
1932	216	70			286	T6	\$250.00
<b>Total</b>							<b>\$250.00</b>

## Clark, Jimmy (72.80)

Year	1st	2nd	3rd	4th	Total	Finish	Money
1950	73	74	80	72	299	T31	
1951	74	69	70	76	289	7	\$800.00
1952	73	75	72	77	297	T12	320.00
1953	73	72	75	72	292	T9	625.00
1954	72	72	67	75	286	T15	395.00
1955	70	70	73	72	285	T23	220.00
1956	69	76	74	75	294	T58	
1957	71	72	71	69	283	T3	1,900.00
1958	71	73	73	76	293	T53	
1959	74	74	72	74	294	T57	
1960	67	76	71	72	286	T10	920.00
1964	71	66	73	76	286	T11	1,250.00
1965	75	73	75	80	303	84	
1968	67	73	73	75	288	T29	650.00
1969	72	71	76	74	293	T74	133.33
<b>Total</b>							<b>\$7,213.33</b>

## Clark II, Michael (70.83)

Year	1st	2nd	3rd	4th	Total	Finish	Money
2001	72	72			144	CUT	
2002	68	72	69	72	281	T37	\$13,729.85
<b>Total</b>							<b>\$13,729.85</b>

## Clark, Rusty (74.75)

Year	1st	2nd	3rd	4th	Total	Finish	Money
1985	69	70	81	79	299	70	\$808.00

# Individual Player Records

## Clark, Tim (71.00)

Year	1st	2nd	3rd	4th	Total	Finish	Money
2003	75	74			149	CUT	
2004	72	69	64	70	275	T10	\$110,400.00
2005	70	69			139	T29	29,220.00
2006	70	67	67	74	278	T12	93,985.71
2008	69	78			147	CUT	
2009	68	72	66	68	274	T13	118,125.00
2010	69	72	71	68	280	T32	36,224.00
2012	76	82			158	CUT	
2013	75	71			146	CUT	
<b>Total</b>							<b>\$387,954.71</b>

## Clarke, Darren (71.92)

Year	1st	2nd	3rd	4th	Total	Finish	Money
2000	73	74			147	CUT	
2002	74	71			145	CUT	
2003	71	74	68	68	281	T10	\$96,428.57
2004	82	68			150	CUT	
2005	66	68			134	T3	278,400.00
2014	78				78	W/D	
<b>Total</b>							<b>\$374,828.57</b>

## Claxton, Paul (71.00)

Year	1st	2nd	3rd	4th	Total	Finish	Money
2005	72	70			142	T58	\$9,936.00

## Claxton, Will (75.50)

Year	1st	2nd	3rd	4th	Total	Finish	Money
2013	78	73			151	CUT	

## Clearwater, Keith (71.34)

Year	1st	2nd	3rd	4th	Total	Finish	Money
1987	69	73	72	72	286	T45	\$1,602.00
1989	72	80			152	CUT	
1991	72	69	67	71	279	T20	11,650.00
1992	65	71	68	71	275	T12	19,600.00
1993	73	69	71		213	T26	7,400.00
1994	72	75			147	CUT	
1995	70	73	69	68	280	T25	8,406.00
1996	72	69	73	78	292	T60	2,604.00
2001	73	72			145	CUT	
<b>Total</b>							<b>\$51,262.00</b>

## Cleary, John (72.67)

Year	1st	2nd	3rd	4th	Total	Finish	Money
1956	70	70	78		218	W/D	

## Clements, Lennie (71.49)

Year	1st	2nd	3rd	4th	Total	Finish	Money
1981	72	71	72	72	287	T59	\$666.00
1982	74	68	68	66	276	T4	13,200.00
1983	76	71			147	CUT	
1984	74	76	76	75	301	T69	804.00
1986	69	70	71	71	281	T10	10,800.00
1987	72	77			149	CUT	
1988	71	70	74	76	291	T78	1,387.50
1989	76	71			147	CUT	
1990	72	71			143	CUT	
1992	71	68	69	72	280	T39	3,512.73
1993	71	74	70		215	T37	4,200.00
1994	68	74	68	71	281	T8	28,000.00
1995	71	70	68	70	279	T23	12,000.00
1996	72	73	71	70	286	T26	8,340.00
1997	71	68	78	66	283	T33	6,937.78
<b>Total</b>							<b>\$89,848.01</b>

## Coceres, Jose (72.25)

Year	1st	2nd	3rd	4th	Total	Finish	Money
2003	74	78			152	CUT	
2005	67	70			137	T13	\$77,333.33
<b>Total</b>							<b>\$77,333.33</b>

## Cochran, Russ (72.21)

Year	1st	2nd	3rd	4th	Total	Finish	Money
1984	75	75	73	73	296	52	\$960.00
1985	71	75			146	CUT	
1986	73	74			147	CUT	
1988	69	71	71	79	290	T72	1,447.50
1989	72	81			153	CUT	
1990	69	72	66	70	277	T25	7,633.33
1991	77	71			148	CUT	
1993	74	71			145	W/D	
1995	73	73			146	CUT	
1996	77	73			150	CUT	
1997	72	70	68	73	283	T33	6,937.78
1998	75	78			153	CUT	
2000	69	71	66	69	275	4	148,800.00
2001	70	70	79		219	W/D	
2002	69	70	71	78	288	T74	6,956.00
2004	67	66	73	72	278	T24	37,140.00
<b>Total</b>							<b>\$209,874.61</b>

## Coelho, Herman (75.00)

Year	1st	2nd	3rd	4th	Total	Finish	Money
1952	79	74	77	70	300	T22	\$160.00

## Colbert, Jim (71.52)

Year	1st	2nd	3rd	4th	Total	Finish	Money
1967	75	70	72	73	290	T75	
1968	75	74			149	CUT	
1969	75	68	74	70	287	T40	\$361.43
1970	71	70	72	68	281	T19	1,108.00
1971	69	71	75	69	284	T28	682.00
1979	73	67	71	69	280	T7	7,791.66
1980	72	74			146	W/D	
1981	70	68	71	69	278	T15	4,800.00
1982	73	70	72	70	285	T43	936.00
1983	73	75			148	CUT	
1984	71	75	69	70	285	T6	13,900.00
1985	73	78			151	CUT	
1986	73	66	71	73	283	T16	6,975.00
<b>Total</b>							<b>\$36,554.09</b>

## Cole, Bobby (70.00)

Year	1st	2nd	3rd	4th	Total	Finish	Money
1983	68	70	69	71	278	T24	\$2,430.00
1987	69	71	71	71	282	T25	4,680.00
<b>Total</b>							<b>\$7,110.00</b>

## Coleman, Bobby (76.50)

Year	1st	2nd	3rd	4th	Total	Finish	Money
1955		74	76		306	T82	

## Coleman, Fay (74.75)

Year	1st	2nd	3rd	4th	Total	Finish	Money
1932		74			295	T34	
1933		82	76		300	30	
1938	73	72	73	73	291	T49	
1950	75	78	73	75	301	T41	
1951	73	78	75	82	308	57	

## Coles, Jim (75.50)

Year	1st	2nd	3rd	4th	Total	Finish	Money
1988	77	74			151	CUT	

## Coles, Neil (73.00)

Year	1st	2nd	3rd	4th	Total	Finish	Money
1959	72	75	69	76	292	T42	\$15.71

## Collett, Don (73.67)

Year	1st	2nd	3rd	4th	Total	Finish	Money
1960	72	74	75		221	W/D	

# Individual Player Records

## Collins, Bill (72.33)

Year	1st	2nd	3rd	4th	Total	Finish	Money
1953	78	71	73	79	301	T53	
1959	72	72	73	78	295	T61	
1960	70	70	71	72	283	T2	\$2,633.33
1961	67	71	73	69	280	T7	1,500.00
1963	72	72	71	74	289	T70	
1968	71	75	70	72	288	T29	650.00
<b>Total</b>							<b>\$4,783.33</b>

## Collins, Chad (72.00)

Year	1st	2nd	3rd	4th	Total	Finish	Money
2011	70	73	69	73	285	T51	\$15,502.50
2012	74	73			147	CUT	
<b>Total</b>							<b>\$15,502.50</b>

## Colsaerts, Nicolas (72.50)

Year	1st	2nd	3rd	4th	Total	Finish	Money
2013	70	75			145	CUT	
2014	72	73			145	CUT	

## Coltart, Bruce (74.75)

Year	1st	2nd	3rd	4th	Total	Finish	Money
1940	74	68	78	79	299	T26	

## Coltrin, Ben (72.83)

Year	1st	2nd	3rd	4th	Total	Finish	Money
1933		75	72		297	T22	
1936		76	73		294	T22	
1938	68	70	71	74	283	T11	\$95.66
<b>Total</b>							<b>\$95.66</b>

## Comer, Carl (75.00)

Year	1st	2nd	3rd	4th	Total	Finish	Money
1983	76	74			150	CUT	

## Commans, Ron (72.30)

Year	1st	2nd	3rd	4th	Total	Finish	Money
1978	75	72	74	71	292	T34	
1981	67	71	68	73	279	T20	
1982	74	73			147	CUT	
1983	70	71	71	73	285	T68	\$600.00
1984	81	75			156	CUT	
1985	71	71	73	72	287	T50	974.00
<b>Total</b>							<b>\$1,574.00</b>

## Compton, Erik (71.08)

Year	1st	2nd	3rd	4th	Total	Finish	Money
2011	72	70	75	64	281	T25	\$51,837.50
2012	73	72	69	73	287	T42	25,080.00
2014	74	67	71	73	285	T59	14,539.00
<b>Total</b>							<b>\$91,456.50</b>

## Conant, Ken (75.50)

Year	1st	2nd	3rd	4th	Total	Finish	Money
1998	74	72	74	82	302	78	\$3,864.00

## Congdon, Charles (75.00)

Year	1st	2nd	3rd	4th	Total	Finish	Money
1938	69	73	74	70	286	T24	\$33.33
1939					293	T22	
1946					292	T10	404.44
1948	73	72	71	74	290	T15	152.50
1949	78	73	73	72	296	T20	156.00
1950	74	69	75	73	291	T11	450.00
1951	72	78	77		227	W/D	
1953	73	76	75	73	297	T30	140.00
<b>Total</b>							<b>\$1,336.27</b>

## Conley, Tim (74.00)

Year	1st	2nd	3rd	4th	Total	Finish	Money
1998	73	75			148	CUT	

## Connell, Michael (74.50)

Year	1st	2nd	3rd	4th	Total	Finish	Money
2011	77	72			149	CUT	

## Conner, Frank (72.89)

Year	1st	2nd	3rd	4th	Total	Finish	Money
1976	72	73	71	79	295	T61	\$342.40
1979	76	70	71	68	285	T18	3,260.00
1980	74	76			150	CUT	
1982	70	69	73	75	287	T53	694.50
1983	69	70	70	73	282	T49	726.86
1984	82	79			161	CUT	
1985	74	75			149	CUT	
1986	73	70	71	73	287	T39	1,665.00
1992	72	73			145	CUT	
<b>Total</b>							<b>\$6,688.76</b>

## Conway, Steve (73.00)

Year	1st	2nd	3rd	4th	Total	Finish	Money
2007	75	71			146	CUT	

## Coody, Charles (71.53)

Year	1st	2nd	3rd	4th	Total	Finish	Money
1965	72	72	69	70	283	T7	\$2,500.00
1967	70	75	70	75	290	T75	
1970					146	CUT	
1973	73	71	72	72	288	T32	749.38
1978	77	72	71	65	285	T4	7,800.00
1979	69	77	66	73	285	T18	3,260.00
1980	71	75	69	69	284	T20	2,810.00
1981	70	71	71	70	282	T34	1,695.00
1982	71	70	72	73	286	T50	738.00
1985	69	73	72	75	289	T55	912.00
<b>Total</b>							<b>\$20,464.38</b>

## Cook, Jeff (70.67)

Year	1st	2nd	3rd	4th	Total	Finish	Money
1993	71	68	73		212	T19	\$11,285.71

## Cook, John (71.88)

Year	1st	2nd	3rd	4th	Total	Finish	Money
1980	75	73			148	CUT	
1981	66	70	74	75	285	T51	\$723.60
1982	73	68	67	72	280	T13	4,987.50
1983	69	72	75	70	286	T73	576.00
1984	74	74	73	77	298	T54	908.00
1985	79	73			152	CUT	
1986	74	69	70	72	285	T25	3,290.62
1987	70	73	74	71	288	T59	1,302.00
1988	67	70	73	70	280	T23	6,321.43
1989	74	71	75	70	290	T60	2,140.00
1990	72	74			146	CUT	
1991	69	70	70	73	282	T36	4,916.67
1992	67	70	70	72	279	T32	5,414.28
1994	70	77			147	CUT	
1995	70	74			144	CUT	
1996	78	75			153	CUT	
1998	70	71	72	73	286	T36	9,465.00
1999	72	68	71	72	283	T50	6,701.33
2000	72	70			142	CUT	
2001	71	70	71	76	288	T68	6,766.00
2002	71	69	71	74	285	T66	7,659.00
2003	74	70	74	73	291	T59	9,765.00
2005	73	72			145	CUT	
<b>Total</b>							<b>\$70,936.43</b>

## Cook, John (73.75)

Year	1st	2nd	3rd	4th	Total	Finish	Money
1968	70	75	74	76	295	T60	

## Cooper, Carl (73.00)

Year	1st	2nd	3rd	4th	Total	Finish	Money
1992	72	75			147	CUT	
1993	74	67	77		218	T66	\$2,010.00
<b>Total</b>							<b>\$2,010.00</b>

# Individual Player Records

## Cooper, Harry (72.64)

Year	1st	2nd	3rd	4th	Total	Finish	Money
1926	70	68	74	67	279	1	\$3,500.00
1927	71	70	72	83	296	T11	100.00
1928	73	69	75	70	287	2	
1929	79	70	76	77	302	12	
1931	217	73			290	8	
1932	217	79			296	T38	
1935	73	74	75	81	303	T40	
1936	138	79	72		289	T8	137.50
1937	69	70	69	66	274	1	2,500.00
1938	72	70	73	69	284	T14	40.00
1939	70	72	71	73	286	T7	129.25
1941					295	T20	
1942	69	71	70	75	285	T3	900.00
1944					289	T14	117.50
1950	81	72	74	73	300	T36	
1954	71	71	78	74	294	T60	
<b>Total</b>							<b>\$7,424.25</b>

## Cooper, Irving (72.75)

Year	1st	2nd	3rd	4th	Total	Finish	Money
1956	71	73	73	74	291	T44	

## Cooper, Pete (74.00)

Year	1st	2nd	3rd	4th	Total	Finish	Money
1951	72	75	75	76	298	T31	
1959	72	71	76	75	294	T57	

## Coston, Jeff (77.00)

Year	1st	2nd	3rd	4th	Total	Finish	Money
1988	79	75			154	CUT	

## Cotner, Kawika (72.50)

Year	1st	2nd	3rd	4th	Total	Finish	Money
1995	71	74			145	CUT	

## Couch, Chris (73.40)

Year	1st	2nd	3rd	4th	Total	Finish	Money
2006	74	71			145	CUT	
2007	74	74			148	CUT	
2010	74				74	W/D	

## Coughlan, Richie (71.75)

Year	1st	2nd	3rd	4th	Total	Finish	Money
1998	71	72	73	71	287	T43	\$6,258.00

## Counter, Gene (72.50)

Year	1st	2nd	3rd	4th	Total	Finish	Money
1966	75	72	72	71	290	T52	

## Couples, Fred (69.91)

Year	1st	2nd	3rd	4th	Total	Finish	Money
1982	72	71	73	64	280	T13	\$4,987.50
1983	74	71			145	CUT	
1984	71	71	71	75	288	T9	10,000.00
1985	71	71	68	71	281	T25	3,266.66
1986	73	71	66	72	282	T14	8,325.00
1987	73	69	69	70	281	T17	7,590.00
1988	68	72	69	74	283	T41	3,000.00
1989	69	68	69	71	277	7	33,500.00
1990	68	67	62	69	266	1	180,000.00
1991	67	70	68	72	277	T12	19,600.00
1992	68	67	64	70	269	1	180,000.00
1993	71	67	71		209	T2	66,000.00
1994	67	67	68	71	273	2	108,000.00
1995	69	69	68	72	278	T19	15,060.00
1996	69	70	71	69	279	T2	79,200.00
1997	68	70	70	71	279	T9	31,325.00
1998	70	73	74	74	291	T65	4,389.00
1999	68	71	72	70	281	T35	12,646.67
2000	72	66	68	70	276	T5	105,090.00
2001	73	72			145	CUT	
2002	72	68	68	66	274	T9	96,200.00
2003	74	68	69	68	279	7	150,750.00
2004	66	70	77	71	284	T59	10,416.00
2005	70	70			140	T37	19,200.00
2006	66	72	65	71	274	4	244,800.00
2008	70	70	72	71	283	T31	36,766.00
2009	67	70	65	69	271	T3	327,600.00
2010	69	72	72	68	281	T37	26,880.00
2011	68	66	70	73	277	T7	209,625.00
2012	70	76			146	CUT	
2013	68	72	73	73	286	T46	18,295.20
2014	72	72			144	CUT	
<b>Total</b>							<b>\$2,012,512.03</b>

## Courtney, Charles (72.04)

Year	1st	2nd	3rd	4th	Total	Finish	Money
1965	71	74	72	73	290	T45	\$150.00
1966	69	73	69	73	284	T28	637.50
1967	68	70	73	77	288	T61	
1970	71	72	71	72	286	T51	190.48
1972	73	67	71	71	282	T30	702.28
1974	69	77	72	75	293	T43	481.88
1975	70	75	71	78	294	T46	450.00
<b>Total</b>							<b>\$2,612.14</b>

## Cox, Bob (72.00)

Year	1st	2nd	3rd	4th	Total	Finish	Money
1969	73	72	71	72	288	T47	\$220.00

## Cox, Wiffy (73.40)

Year	1st	2nd	3rd	4th	Total	Finish	Money
1931	221	73			294	T13	
1932	220	74			294	T31	
1933	147	72	77		296	T21	
1934					290	T7	\$220.00
1936	148	77	69		294	T22	
<b>Total</b>							<b>\$220.00</b>

## Cramer, Rick (76.50)

Year	1st	2nd	3rd	4th	Total	Finish	Money
1986	77	76			153	CUT	

## Crampton, Bruce (71.53)

Year	1st	2nd	3rd	4th	Total	Finish	Money
1963	68	73	70	72	283	T30	\$270.00
1964	76	68	75	73	292	T45	
1965	75	72	75	77	299	T81	
1967	70	71	67	69	277	T6	3,600.00
1968	70	76	74	73	293	T54	
1969	68	70	74	72	284	T17	1,065.45
1970	68	70	70	72	280	T11	1,787.50
1971	69	72	69	71	281	T16	1,650.00
<b>Total</b>							<b>\$8,372.95</b>



# Individual Player Records

## Crane, Ben (72.04)

Year	1st	2nd	3rd	4th	Total	Finish	Money
2002	70	72	71	71	284	T63	\$7,844.00
2003	71	74	72	76	293	T69	9,045.00
2004	73	67	73	71	284	T59	10,416.00
2007	71	73			144	CUT	
2008	70	74	73	70	287	T55	14,074.00
2009	72	68	74		214	W/D	
2010	73				73	W/D	
2013	80	71			151	CUT	
2014	72	70	69	76	287	69	13,534.00
<b>Total</b>							<b>\$54,913.00</b>

## Cranford, Jeffrey (79.00)

Year	1st	2nd	3rd	4th	Total	Finish	Money
2001	81	77			158	CUT	

## Crawford, Larry (72.50)

Year	1st	2nd	3rd	4th	Total	Finish	Money
1963	74	71	71	74	290	T73	

## Crawford, Richard (71.63)

Year	1st	2nd	3rd	4th	Total	Finish	Money
1965	75	70	74	69	288	T33	\$425.00
1966	71	75	72	69	287	T38	375.00
1967	73	69	73	68	283	T23	800.00
1968	74	70	73	70	287	T25	812.50
1970					144	CUT	
1971	72	66	73	72	283	T23	928.40
1972	71	71	69	79	290	T64	238.09
1975	74	73	72	68	287	T15	2,325.00
<b>Total</b>							<b>\$5,903.99</b>

## Creavy, William (75.00)

Year	1st	2nd	3rd	4th	Total	Finish	Money
1926	74	74	71	71	290	T5	\$462.50
1927	77	74	76	83	310	T30	
<b>Total</b>							<b>\$462.50</b>

## Crenshaw, Ben (71.64)

Year	1st	2nd	3rd	4th	Total	Finish	Money
1974	73	71	67	79	290	T27	\$1,087.50
1975	76	73	70	72	291	T31	952.50
1976	70	75	70	74	289	T27	1,369.00
1977	72	73	72	72	289	T34	988.58
1978	74	74	72	74	294	T44	700.00
1979	73	71	72	71	287	T27	1,700.00
1981	70	67	66	72	275	T7	9,675.00
1982	78	70			148	CUT	
1984	73	78	71	69	291	T23	3,560.00
1985	78	76			154	CUT	
1986	74	70	68	74	286	T33	2,377.50
1987	71	69	66	69	275	2	64,800.00
1988	69	64	71	72	276	T11	18,000.00
1989	70	71	70	69	280	T9	25,000.00
1990	70	72	73	69	284	T62	2,130.00
1991	69	68	72	71	280	T24	8,100.00
1992	71	70	67	71	279	T32	5,414.29
1993	72	69	70		211	T14	17,000.00
1994	71	73	72	74	290	T51	2,353.34
1995	71	71	71	73	286	T61	2,592.00
1996	74				74	W/D	
1997	76	80			156	CUT	
1999	69	74			143	CUT	
2000	73	72			145	CUT	
2001	70	75			145	CUT	
<b>Total</b>							<b>\$167,799.71</b>

## Cromwell, Richard (71.25)

Year	1st	2nd	3rd	4th	Total	Finish	Money
1988	71	70	72	72	285	T46	\$2,002.50

## Crosby, Nathaniel (76.50)

Year	1st	2nd	3rd	4th	Total	Finish	Money
1986	76	77			153	CUT	

## Crow, Bob (75.50)

Year	1st	2nd	3rd	4th	Total	Finish	Money
1955	74	72	79	77	302	75	

## Crowder, Waldo (75.75)

Year	1st	2nd	3rd	4th	Total	Finish	Money
1931		78			303	T29	

## Cruickshank, Bobby (73.37)

Year	1st	2nd	3rd	4th	Total	Finish	Money
1926	74	69	74	74	291	T9	\$225.00
1927	70	71	74	67	282	1	3,500.00
1928	74	71	73	76	294	9	
1929	77	71	78	72	298	T6	275.00
1930	74	77	74	75	300	T2	
1934					296	T18	36.00
<b>Total</b>							<b>\$4,036.00</b>

## Cudd, Bruce (74.75)

Year	1st	2nd	3rd	4th	Total	Finish	Money
1953	76	73	78	80	307	65	
1954	71	72	73	67	283	T4	
1955		76	76		307	T85	

## Cudd, Jay (73.00)

Year	1st	2nd	3rd	4th	Total	Finish	Money
1982	75	70	72	75	292	T66	\$627.00

## Cunning, Michael (72.25)

Year	1st	2nd	3rd	4th	Total	Finish	Money
1992	69	69	70	81	289	T75	\$1,890.00

## Cupit, Buster (70.50)

Year	1st	2nd	3rd	4th	Total	Finish	Money
1966	70	72	70	70	282	T19	\$933.33

## Cupit, Jacky (71.95)

Year	1st	2nd	3rd	4th	Total	Finish	Money
1963	70	75	72	69	286	T58	
1964	69	74	76	72	291	T40	\$43.00
1965	74	74	69	74	291	T54	
1967	66	71	74	67	278	T8	2,833.34
1968	75	70	70	78	293	T54	
<b>Total</b>							<b>\$2,876.34</b>

## Curl, Rod (71.42)

Year	1st	2nd	3rd	4th	Total	Finish	Money
1979	73	73	68	66	280	T7	\$7,791.67
1980	75	70	70	68	283	T16	3,875.00
1981	72	75			147	CUT	
1986	75	72			147	CUT	
<b>Total</b>							<b>\$11,666.67</b>

## Curtis, Ben (71.83)

Year	1st	2nd	3rd	4th	Total	Finish	Money
2004	73	70			143	CUT	
2005	79	75			154	CUT	
2006	74	69	74	76	293	T77	\$9,384.00
2007	69	69	69	75	282	T37	22,360.00
2008	70	71	76	72	289	T62	13,082.00
2009	68	69	69	71	277	T25	49,140.00
2010	73	68	75	70	286	T61	13,568.00
2011	71	70	71	67	279	T12	112,666.67
2013	68	72	72	76	288	T58	14,652.00
2014	70	73	74	78	295	76	12,596.00
<b>Total</b>							<b>\$247,448.67</b>

## D'Alberto, Vic (73.88)

Year	1st	2nd	3rd	4th	Total	Finish	Money
1926	74	71	68	78	291	T9	\$225.00
1928	76	74	76	74	300	T18	
<b>Total</b>							<b>\$225.00</b>

## Daley, Jess (72.50)

Year	1st	2nd	3rd	4th	Total	Finish	Money
2002	72	73			145	CUT	

## Daley, Joe (73.50)

Year	1st	2nd	3rd	4th	Total	Finish	Money
1996	76	76			152	CUT	
1998	69	72	75	73	289	T56	\$4,746.00
<b>Total</b>							<b>\$4,746.00</b>

# Individual Player Records

## Dalpos, Rick (70.82)

Year	1st	2nd	3rd	4th	Total	Finish	Money
1986	73	71	70	71	285	T25	\$3,290.63
1987	70	72	67	71	280	T10	12,857.14
1993	71	71	72		214	T31	5,800.00
<b>Total</b>							<b>\$21,947.77</b>

## Daly, John (70.55)

Year	1st	2nd	3rd	4th	Total	Finish	Money
1991	69	80			149	CUT	
1992	68	70	70	66	274	T8	\$28,000.00
1993	70	71	72		213	T26	7,400.00
1995	67	69	71	75	282	T41	4,440.00
1996	73	70	72	69	284	T17	17,400.00
1998	73	71	66	66	276	T4	92,400.00
2000	70	72			142	CUT	
2001	69	73	70	73	285	T57	7,514.00
2002	70	69	72	70	281	T37	13,729.85
2004	68	64	72	67	271	4	230,400.00
2005	69	72			141	T47	11,842.91
2006	70	77			147	CUT	
2007	70	72	68	69	279	T22	46,874.29
2008	69	74	73	76	292	T75	11,656.00
<b>Total</b>							<b>\$471,657.05</b>

## Damron, Robert (71.56)

Year	1st	2nd	3rd	4th	Total	Finish	Money
1997	71	75			146	CUT	
1999	69	68	74	73	284	T56	\$6,244.00
2000	72	73			145	CUT	
2003	75	74			149	CUT	
2004	75	68			143	CUT	
2006	72	70	67	69	278	T12	93,985.71
<b>Total</b>							<b>\$100,229.71</b>

## Davis, Bill (76.25)

Year	1st	2nd	3rd	4th	Total	Finish	Money
1951	75	77	72	81	305	T51	

## Davis, Brian (71.71)

Year	1st	2nd	3rd	4th	Total	Finish	Money
2005	65	69			134	T3	\$278,400.00
2006	72	76			148	CUT	
2007	73	71			144	CUT	
2008	74	77			151	CUT	
2009	69	69	68	70	276	T17	79,695.00
2010	72	70	68	73	283	T47	16,921.60
2011	68	76	78	72	294	T77	12,090.00
2012	74	74			148	CUT	
2013	70	69	73	70	282	T27	45,870.00
2014	75	73			148	CUT	
<b>Total</b>							<b>\$432,976.60</b>

## Davis, Darren (80.50)

Year	1st	2nd	3rd	4th	Total	Finish	Money
1990	78	83			161	CUT	

## Davis, Ed (74.00)

Year	1st	2nd	3rd	4th	Total	Finish	Money
1969	72	71	75	78	296	T77	\$133.33

## Davis, Lee (74.50)

Year	1st	2nd	3rd	4th	Total	Finish	Money
1980	73	76			149	CUT	

## Dawson, John (73.59)

Year	1st	2nd	3rd	4th	Total	Finish	Money
1933		73	75		292	T11	
1934					297	T26	
1937	74	80	73	72	299	T56	
1938	75	75	70	74	294	T63	
1939	74	71	72	73	290	T14	
1940	72	71	71	75	289	T4	
1941					295	T20	
1942	74	74	73	72	293	T17	
1944					292	T23	
1948					293	T26	
1950	73	75	77	79	304	T58	

## Dawson, Marco (71.81)

Year	1st	2nd	3rd	4th	Total	Finish	Money
1993	71	67	74		212	T19	\$11,285.71
1994	69	79			148	CUT	
1995	71	72	74	72	289	T71	2,328.00
1996	73	73			146	CUT	
1997	73	73			146	CUT	
2000	70	70	70	76	286	T61	6,665.00
2003	72	73	66	70	281	T10	96,428.57
<b>Total</b>							<b>\$116,707.28</b>

## Day, Glen (72.71)

Year	1st	2nd	3rd	4th	Total	Finish	Money
1995	72	69	74	74	289	T71	\$2,328.00
1996	71	70	71	77	289	T44	3,468.00
1998	72	74	79	69	294	T74	3,990.00
2003	75	71			146	CUT	
<b>Total</b>							<b>\$9,786.00</b>

## Day, Jason (73.88)

Year	1st	2nd	3rd	4th	Total	Finish	Money
2010	74	74			148	CUT	
2011	74	76			150	CUT	
2012	73	71	75	74	293	T62	\$13,992.00
<b>Total</b>							<b>\$13,992.00</b>

## de Jonge, Brendon (70.88)

Year	1st	2nd	3rd	4th	Total	Finish	Money
2009	69	70	67	67	273	T10	\$157,500.00
2011	72	72	69	69	282	T29	41,329.17
2012	73	69	71	74	287	T42	25,080.00
2013	71	76			147	CUT	
2014	72	73			145	CUT	
<b>Total</b>							<b>\$223,909.17</b>

## De La Torre, Manuel (75.25)

Year	1st	2nd	3rd	4th	Total	Finish	Money
1951	75	74	73	79	301	T43	

## De Vincenzo, Roberto (72.25)

Year	1st	2nd	3rd	4th	Total	Finish	Money
1948	72	68	72	77	289	T12	\$223.00

## Dean, Geoffrey (74.75)

Year	1st	2nd	3rd	4th	Total	Finish	Money
2004	71	73			144	CUT	
2007	80	75			155	CUT	

## Dee, Harry (72.75)

Year	1st	2nd	3rd	4th	Total	Finish	Money
1954	77	68	74	72	291	T44	
1956	75	70	73	73	291	T44	
1957	73	74	72	72	291	T39	\$120.00
<b>Total</b>							<b>\$120.00</b>

## DeForest, John (76.00)

Year	1st	2nd	3rd	4th	Total	Finish	Money
1985	77	75			152	CUT	

## Deguchi, Eitaro (76.00)

Year	1st	2nd	3rd	4th	Total	Finish	Money
1984	74	78			152	CUT	

## DeLaet, Graham (71.42)

Year	1st	2nd	3rd	4th	Total	Finish	Money
2012	73	68	73	74	288	T44	\$20,512.80
2013	72	68	69	72	281	T21	66,000.00
2014	70	73	72	73	288	T70	13,199.00
<b>Total</b>							<b>\$99,711.80</b>

## DeLong, David (74.50)

Year	1st	2nd	3rd	4th	Total	Finish	Money
1988	76	73			149	CUT	

# Individual Player Records

## Delsing, Jay (71.29)

Year	1st	2nd	3rd	4th	Total	Finish	Money
1986	66	74	71	68	279	T4	\$19,800.00
1987	72	69	72	68	281	T17	7,590.00
1988	70	71	73	76	290	T72	1,447.50
1990	72	68	71	68	279	T32	5,533.33
1991	71	73			144	CUT	
1992	68	72	68	69	277	T22	9,600.00
1993	77	70			147	CUT	
1994	67	72	69	73	281	T8	28,000.00
1995	77	75			152	CUT	
1996	72	75			147	CUT	
1997	69	72	74	72	287	T57	3,094.00
2000	72	73			145	CUT	
<b>Total</b>							<b>\$75,064.83</b>

## Demane, Arthur (75.00)

Year	1st	2nd	3rd	4th	Total	Finish	Money
1927	78	76	73	73	300	T19	\$100.00

## Demaret, Jimmy (72.54)

Year	1st	2nd	3rd	4th	Total	Finish	Money
1936		79	71		292	T16	\$55.00
1938	75	69	76	77	297	T1	
1939	66	68	71	69	274	T1	1,650.00
1940	74	73	72	72	291	T11	75.00
1941					296	T26	
1942	73	72	72	75	292	T15	72.50
1946					290	T3	1,111.11
1947					293	T11	303.33
1948	71	73	73	72	289	T12	223.00
1949	70	74	70	74	288	T3	1,112.50
1950	73	74	69	72	288	T7	750.00
1951	73	75	75	74	297	T25	20.00
1952	78	74	73	72	297	T12	320.00
1954	72	68	74	73	287	T18	230.55
1955	69	73	73	70	285	T23	220.00
1956	70	73	74	70	287	T27	250.00
<b>Total</b>							<b>\$6,392.99</b>

## Deming, Rolf (70.50)

Year	1st	2nd	3rd	4th	Total	Finish	Money
1971	73	71	69	69	282	T19	\$1,265.00

## Demsey, Todd (71.25)

Year	1st	2nd	3rd	4th	Total	Finish	Money
1997	71	72	74	68	285	T45	\$4,004.00

## Dennis, Clark (71.79)

Year	1st	2nd	3rd	4th	Total	Finish	Money
1990	74	70			144	CUT	
1991	73	66	70	71	280	T24	\$8,100.00
1995	79	70			149	CUT	
1998	71	76			147	CUT	
1999	68	72	72	73	285	T62	5,880.00
<b>Total</b>							<b>\$13,980.00</b>

## Dent, Jim (72.12)

Year	1st	2nd	3rd	4th	Total	Finish	Money
1971	72	72	71	74	289	T56	\$220.00
1974	70	69	75	74	288	T20	1,662.00
1975	69	73	71	70	283	T6	4,668.75
1978	74	70	71	80	295	T47	565.00
1982	71	74	74	66	285	T43	936.00
1983	73	78			151	CUT	
1986	69	74	72	69	284	T20	5,058.00
<b>Total</b>							<b>\$13,109.75</b>

## Devlin, Bruce (71.30)

Year	1st	2nd	3rd	4th	Total	Finish	Money
1965	71	72	72	72	287	T24	\$627.78
1969	69	72	69	67	277	T3	5,900.00
1973	73	66	70	74	283	T14	2,295.00
1974	75	68	70	75	288	T20	1,662.00
1976	69	75	74	73	291	T41	647.28
<b>Total</b>							<b>\$11,132.06</b>

## Dichter, Ralph (77.00)

Year	1st	2nd	3rd	4th	Total	Finish	Money
1955	152	79	77		308	T87	

## Dickerson, Bubba (72.00)

Year	1st	2nd	3rd	4th	Total	Finish	Money
2014	73	71			144	CUT	

## Dickinson, Gardner (71.48)

Year	1st	2nd	3rd	4th	Total	Finish	Money
1955	70	66	70	76	282	T8	\$787.50
1956	74	68	69	71	282	T7	1,050.00
1957	69	68	71	77	285	T15	605.00
1958	72	75	70	71	288	T29	250.00
1961	69	71	72	68	280	T7	1,500.00
1962	71	70	70	70	281	T12	1,060.00
1963	71	70	75	72	288	T67	
1964	72	70	75	70	287	T15	843.75
1965	70	73	70	73	286	T20	925.00
1966	70	73	76	73	292	T59	
1967	76	67	71	71	285	T43	257.50
1968	70	70	73	70	283	T10	2,400.00
1974	76	71	75	76	298	T72	
<b>Total</b>							<b>\$9,678.75</b>

## Dickson, Bob (72.25)

Year	1st	2nd	3rd	4th	Total	Finish	Money
1970	69	74	72	73	288	T67	\$190.47
1977	69	78	72	71	290	T41	740.00
<b>Total</b>							<b>\$930.47</b>

## Diegel, Leo (73.08)

Year	1st	2nd	3rd	4th	Total	Finish	Money
1927	78	72	71	73	294	T9	\$200.00
1928	79	73	77	76	305	T34	
1929	77	69	74	72	292	T3	875.00
1930	73	80	75	77	305	T6	
1931		77			289	T6	
1932		71			285	T2	937.50
1933		73	72		285	T2	932.25
1937	73	73	73	70	289	T21	25.00
1938	72	69	73	73	287	T29	33.33
<b>Total</b>							<b>\$3,003.08</b>

## Diehl, Terry (73.55)

Year	1st	2nd	3rd	4th	Total	Finish	Money
1975	72	75	76	79	302	T69	\$240.00
1976	70	71	72	72	285	T14	3,052.50
1977	74	70	72	74	290	T41	740.00
1980	78	73			151	CUT	
1981	76	69			145	CUT	
1982	73	76			149	CUT	
1983	74	75			149	CUT	
<b>Total</b>							<b>\$4,032.50</b>

## Dietsche, Paul (77.50)

Year	1st	2nd	3rd	4th	Total	Finish	Money
2003	75	80			155	CUT	

## Dietz, Mike (75.75)

Year	1st	2nd	3rd	4th	Total	Finish	Money
1957	74	72	73	84	303	T66	

## Dill, Terry (70.86)

Year	1st	2nd	3rd	4th	Total	Finish	Money
1967	74	67	72	70	283	T23	\$800.00
1969	67	72	76	69	284	T17	1,065.46
1970	69	69	70	70	278	T5	3,850.00
1971	71	76			147	CUT	
<b>Total</b>							<b>\$5,715.46</b>

## Dillard, Andy (72.00)

Year	1st	2nd	3rd	4th	Total	Finish	Money
1986	69	71	75	73	288	T48	\$1,108.13

# Individual Player Records

## DiMarco, Chris (70.89)

Year	1st	2nd	3rd	4th	Total	Finish	Money
1995	74	70			144	CUT	
1998	69	72	76	70	287	T43	\$6,258.00
1999	69	74			143	CUT	
2000	71	68	71	71	281	T31	17,980.00
2002	68	70	66	68	272	T6	123,950.00
2003	74	76			150	CUT	
2004	70	67	72	72	281	T44	14,166.86
2005	70	72			142	T58	9,936.00
2006	73	71			144	CUT	
2008	72	74			146	CUT	
2009	68	72	66	68	274	T13	118,125.00
2011	70				70	DQ	
2012	74	73			147	CUT	
<b>Total</b>							<b>\$290,415.86</b>

## Disiere, Craig (76.50)

Year	1st	2nd	3rd	4th	Total	Finish	Money
1987	77	76			153	CUT	

## Dodds, Trevor (72.63)

Year	1st	2nd	3rd	4th	Total	Finish	Money
1987	76	73			149	CUT	
1991	73	69	69	79	290	69	\$2,020.00
1993	73	70	69		212	T19	11,285.72
1994	74	78			152	CUT	
1999	70	71	70	77	288	T74	5,348.00
2000	70	71	71	77	289	T69	6,200.00
<b>Total</b>							<b>\$24,853.72</b>

## Dodson, Leonard (143.75)

Year	1st	2nd	3rd	4th	Total	Finish	Money
1937	73	73	71	73	290	T25	\$25.00
1938	71	73	73	67	284	T14	40.00
1944					283	T3	1,125.00
1945					293	T17	177.00
<b>Total</b>							<b>\$1,367.00</b>

## Dodson, Will (76.50)

Year	1st	2nd	3rd	4th	Total	Finish	Money
2005	77	76			153	CUT	

## Doering, Art (73.75)

Year	1st	2nd	3rd	4th	Total	Finish	Money
1946					297	T22	\$44.44
1949	73	75	72	76	296	T20	156.00
1951	74	78	68	76	296	T21	125.00
1952	75	77	76	75	303	T31	
1953	75	76	74	75	300	T48	
1954	74	67	72	74	287	T18	230.55
1955	72	71	71	72	286	T28	145.00
<b>Total</b>							<b>\$700.99</b>

## Dokka, Arnie (74.38)

Year	1st	2nd	3rd	4th	Total	Finish	Money
1980	81	76			157	CUT	
1983	72	69	74	70	285	T68	\$600.00
1984	76	77			153	CUT	
<b>Total</b>							<b>\$600.00</b>

## Dolan, Jay (73.38)

Year	1st	2nd	3rd	4th	Total	Finish	Money
1965	75	69	81	73	298	T78	
1966	72	75	70	72	289	T45	\$192.86
<b>Total</b>							<b>\$192.86</b>

## Donald, Luke (70.47)

Year	1st	2nd	3rd	4th	Total	Finish	Money
2002	68	78			146	CUT	
2003	72	75			147	CUT	
2004	69	71	74	72	286	T67	\$9,792.00
2005	66	71			137	T13	77,333.34
2006	69	70	71	68	278	T12	93,985.72
2007	75	72			147	CUT	
2008	68	71	70	68	277	T3	359,600.00
2009	66	69	69	68	272	T6	203,962.50
2010	68	70	66	66	270	2	691,200.00
2011	68	79			147	CUT	
2012	70	72	71	78	291	T56	14,916.00
2013	69	66	70	75	280	T16	99,000.00
<b>Total</b>							<b>\$1,549,789.56</b>

## Donald, Mike (72.58)

Year	1st	2nd	3rd	4th	Total	Finish	Money
1983	72	71			143	CUT	
1984	74	76	79	77	306	75	\$760.00
1985	73	71	74	73	291	T59	880.00
1986	75	69	73	70	287	T39	1,665.00
1987	70	72	68	73	283	T30	3,645.00
1988	74	70			144	CUT	
1989	73	73			146	CUT	
1990	71	70	66	74	281	T46	2,720.00
1991	71	74			145	CUT	
1992	75	67			142	CUT	
1993	77	69			146	CUT	
1994	69	81			150	CUT	
1995	73	76			149	CUT	
<b>Total</b>							<b>\$9,670.00</b>

## Donald, Robert (75.00)

Year	1st	2nd	3rd	4th	Total	Finish	Money
1980	75	75			150	CUT	

## Dorius, Ted (75.75)

Year	1st	2nd	3rd	4th	Total	Finish	Money
1950	76	71	76	80	303	T50	

## Dougherty, Ed (71.68)

Year	1st	2nd	3rd	4th	Total	Finish	Money
1976	71	73	73	75	292	T48	\$457.43
1988	72	75			147	CUT	
1990	71	68	68	69	276	T18	12,171.43
1991	71	70	76	70	287	T63	2,100.00
1992	71	69	68	72	280	T39	3,512.73
1993	72	75			147	CUT	
1994	76	75			151	CUT	
1996	74	72			146	CUT	
1997	69	75	69	68	281	T20	14,600.00
<b>Total</b>							<b>\$32,841.59</b>

## Douglass, Bruce (73.90)

Year	1st	2nd	3rd	4th	Total	Finish	Money
1980	78	78			156	CUT	
1981	73	70	76	73	292	T71	\$597.00
1982	70	73	73	75	291	T63	642.00
<b>Total</b>							<b>\$1,239.00</b>

## Douglass, Dale (72.30)

Year	1st	2nd	3rd	4th	Total	Finish	Money
1964	71	74	76	75	296	T63	
1966	75	72	75	76	298	73	
1967	74	68	69	69	280	T12	\$2,100.00
1968	69	75	77	75	296	T64	
1969	70	73	71	70	284	T17	1,065.46
1970	70	73	71	69	283	T33	550.00
1971	68	72	74	75	289	T56	220.00
1972	69	66	72	74	281	T23	1,012.85
1973	72	73	78	74	297	T69	219.50
1974	73	71	68	77	289	T25	1,282.50
1975	68	69	74	73	284	T10	3,600.00
1976	73	70	74	76	293	T55	402.50
1979	72	72	69	72	285	T18	3,260.00
1980	77	72			149	CUT	
<b>Total</b>							<b>\$13,712.81</b>

# Individual Player Records

## Douglas, Dave (75.43)

Year	1st	2nd	3rd	4th	Total	Finish	Money
1950	74	78	75	76	303	T50	
1951	76	73	76		225	W/D	

## Dowdall, John (72.50)

Year	1st	2nd	3rd	4th	Total	Finish	Money
1997	72	73			145	CUT	

## Doyle, Allen (74.25)

Year	1st	2nd	3rd	4th	Total	Finish	Money
1996	74	75			149	CUT	
1997	70	78			148	CUT	

## Draper, Eddie (71.75)

Year	1st	2nd	3rd	4th	Total	Finish	Money
1955		68	73		287	T34	

## Drimak, Ron (75.00)

Year	1st	2nd	3rd	4th	Total	Finish	Money
1962	77	76	83	77	313	65	
1964	74	74	72	73	293	T54	
1965	75	77	69	71	292	T60	
1969	71	72	82	77	302	79	\$133.33
<b>Total</b>							<b>\$133.33</b>

## Driscoll, James (72.67)

Year	1st	2nd	3rd	4th	Total	Finish	Money
2005	67	74			141	T47	\$11,842.91
2006	70	74			144	CUT	
2010	71	74			145	CUT	
2012	75	72			147	CUT	
2013	77	72			149	CUT	
2014	69	77			146	CUT	
<b>Total</b>							<b>\$11,842.91</b>

## Dubuisson, Victor (70.50)

Year	1st	2nd	3rd	4th	Total	Finish	Money
2014	70	72	68	72	282	T40	\$26,130.00

## Duda, Walter (74.18)

Year	1st	2nd	3rd	4th	Total	Finish	Money
1949	76	73	79		228	W/D	
1955	72	73	75	74	294	T63	
1956	68	73	77	76	294	T58	

## Dudas, Stan (72.75)

Year	1st	2nd	3rd	4th	Total	Finish	Money
1955	73	73	73	75	294	T63	
1958	68	72	77	71	288	T29	\$250.00
<b>Total</b>							<b>\$250.00</b>

## Duden, Bob (72.82)

Year	1st	2nd	3rd	4th	Total	Finish	Money
1950	72	75	75	78	300	T36	
1953	74	75	76	75	300	T48	
1956	70	74	74	71	289	T33	\$145.00
1959	71	76	71	73	291	T35	161.43
1963	70	71	70	73	284	T35	136.36
1964	73	72	73	69	287	T15	843.75
1969	69	73	75	71	288	T47	220.00
<b>Total</b>							<b>\$1,506.54</b>

## Dudley, Ed (73.61)

Year	1st	2nd	3rd	4th	Total	Finish	Money
1927	70	74	73	71	288	T2	\$1,250.00
1928	72	71	74	78	295	T10	
1929	74	72	77	77	300	T8	175.00
1930	79	80	73	77	309	T12	
1931		68			285	1	
1932		76			296	T38	
1937	73	71	70	71	285	T9	75.00
1941					295	T20	
1942	75	79	68	75	297	T29	
<b>Total</b>							<b>\$1,500.00</b>

## Dufner, Jason (71.81)

Year	1st	2nd	3rd	4th	Total	Finish	Money
2007	73	73			146	CUT	
2010	71	74			145	CUT	
2011	70	75	68	69	282	T29	\$41,329.17
2012	72	72	73	73	290	T52	15,477.00
2014	70	72	76	68	286	T65	13,869.00
<b>Total</b>							<b>\$70,675.17</b>

## Duke, Ken (72.39)

Year	1st	2nd	3rd	4th	Total	Finish	Money
2007	71	72	74	71	288	T67	\$10,660.00
2008	70	77			147	CUT	
2009	73	72			145	CUT	
2012	69	72	78	73	292	T59	14,520.00
2013	76	71			147	CUT	
2014	71	69	69	75	284	T52	15,467.43
<b>Total</b>							<b>\$40,647.43</b>

## Dunakey, Doug (73.50)

Year	1st	2nd	3rd	4th	Total	Finish	Money
2001	71	70	73	80	294	79	\$6,256.00

## Dunaway, Skip (71.00)

Year	1st	2nd	3rd	4th	Total	Finish	Money
1982	72	69	70	73	284	T36	\$1,352.14

## Dunlap, Scott (71.43)

Year	1st	2nd	3rd	4th	Total	Finish	Money
1996	74	77			151	CUT	
1997	69	76			145	CUT	
2000	71	67	68	72	278	T12	\$58,900.00
2001	71	69	68	71	279	T13	58,285.71
2002	74	73			147	CUT	
<b>Total</b>							<b>\$117,185.71</b>

## Dunn, Bill (72.50)

Year	1st	2nd	3rd	4th	Total	Finish	Money
1965	75	73	71	71	290	T45	\$150.00

## Dunn, Roger (72.00)

Year	1st	2nd	3rd	4th	Total	Finish	Money
1962	69	71	72	76	288	T43	\$111.42

## Durant, Joe (71.91)

Year	1st	2nd	3rd	4th	Total	Finish	Money
1993	73	73			146	CUT	
2002	74	71			145	CUT	
2003	74	74			148	CUT	
2004	71	65	72	70	278	T24	\$37,140.00
2005	75	72			147	CUT	
2006	70	70	77	73	290	T73	9,843.00
2007	72	72			144	CUT	
2008	71	70	69	71	281	T14	96,100.00
2011	75				75	W/D	
<b>Total</b>							<b>\$143,083.00</b>

## Dutra, Mortie (73.71)

Year	1st	2nd	3rd	4th	Total	Finish	Money
1928	76	69	76	76	297	T12	
1930	75	81	76	73	305	T6	
1931		75			294	T13	
1932		76			293	T27	
1934					294	T13	\$36.00
1938	76	72	67	71	286	T24	33.33
<b>Total</b>							<b>\$69.33</b>

## Dutra, Olin (72.80)

Year	1st	2nd	3rd	4th	Total	Finish	Money
1931		72			294	T13	
1932		73			285	T2	\$937.50
1933		74	71		294	T14	
1934					290	T7	220.00
1935	72	73	71	74	290	T10	67.00
1936		75	76		291	T13	70.00
1938	72	70	67	71	280	9	126.00
1940	70	74	72	69	285	3	700.00
1941					296	T26	
1942	72	78	73	74	297	T29	
1944					285	T7	387.00
1945					294	T20	66.00
1948					296	T34	
1949	79	72	74	79	304	T53	
<b>Total</b>							<b>\$2,573.50</b>

# Individual Player Records

## Duval, David (70.82)

Year	1st	2nd	3rd	4th	Total	Finish	Money
1997	72	72	69	70	283	T33	\$6,937.77
1999	66	71	67	69	273	T5	106,400.00
2000	70	68	69	74	281	T31	17,980.00
2002	67	69	70		206	W/D	
2003	69	70	73	75	287	T42	14,875.71
2005	74	76			150	CUT	
2006	68	72	71	73	284	T45	14,586.00
2007	72	75			147	CUT	
2009	70	69	71	73	283	T59	13,734.00
2010	68	75	76		219	T76	11,840.00
2011	71	71	69	67	278	T9	175,500.00
<b>Total</b>							<b>\$361,853.48</b>

## Dzioba, Bob (77.75)

Year	1st	2nd	3rd	4th	Total	Finish	Money
1955		79	77		311	T92	

## Eaks, R.W. (75.75)

Year	1st	2nd	3rd	4th	Total	Finish	Money
1981	82	74			156	CUT	
1998	72	75			147	CUT	

## Eastwood, Bob (71.88)

Year	1st	2nd	3rd	4th	Total	Finish	Money
1980	74	76			150	CUT	
1983	72	70	65	71	278	T24	\$2,430.00
1989	72	75			147	CUT	
<b>Total</b>							<b>\$2,430.00</b>

## Eaton, Zell (73.31)

Year	1st	2nd	3rd	4th	Total	Finish	Money
1937	73	67	78	72	290	T25	\$25.00
1938	68	71	75	72	286	T24	33.33
1948					300	T45	
1949	74	75	76	75	300	T40	
1950	77	74	74	73	298	T27	
1951	74	74	74	72	294	T18	170.00
1952	75	75	76	77	303	T31	
1953	74	72	72	71	289	T3	1,366.67
1954	72	72	74	73	291	T44	
1956	72	70	74	73	289	T33	145.00
1958	73	70	72	71	286	T22	360.00
<b>Total</b>							<b>\$2,100.00</b>

## Edwards, Danny (71.94)

Year	1st	2nd	3rd	4th	Total	Finish	Money
1976	72	74	74	74	294	T59	\$374.50
1977	73	72	73	66	284	T14	3,300.00
1978	68	72	78	75	293	T40	840.00
1979	70	75	76	75	296	T66	510.00
1980	69	74	72	73	288	43	925.00
1981	68	75	73	69	285	T51	723.60
1982	71	71	69	71	282	T25	2,193.75
1983	69	71	69	70	279	T30	1,743.75
1984	75	77			152	CUT	
1985	72	71	71	71	285	T41	1,480.00
1986	74	72	72	71	289	T56	985.50
1987	73	64	68	71	276	3	40,800.00
1988	69	73	71	75	288	T65	1,567.50
1989	73	77			150	CUT	
<b>Total</b>							<b>\$55,443.60</b>

## Edwards, David (72.02)

Year	1st	2nd	3rd	4th	Total	Finish	Money
1979	71	72	71	77	291	T47	\$627.78
1981	69	74	72	70	285	T51	723.60
1982	75	69	71	71	286	T50	738.00
1983	71	72			143	CUT	
1984	70	73	72	64	279	1	72,000.00
1985	75	66	69	74	284	T36	1,884.00
1986	79	77			156	CUT	
1987	70	76			146	CUT	
1988	74	69			143	CUT	
1989	75				75	W/D	
1990	77	70			147	CUT	
1991	71	67	75	78	291	T70	1,990.00
1992	70	69	67	69	275	T12	19,600.00
1993	73	72	68		213	T26	7,400.00
1994	70	71	73	80	294	T68	2,010.00
1995	70	72	71	69	282	T41	4,440.00
1996	74	77			151	CUT	
1997	69	79			148	CUT	
<b>Total</b>							<b>\$111,413.38</b>

## Edwards, Jerry (72.38)

Year	1st	2nd	3rd	4th	Total	Finish	Money
1965	70	73	74	73	290	T45	\$150.00
1967	69	70	72	78	289	T65	
<b>Total</b>							<b>\$150.00</b>

## Edwards, Joel (73.28)

Year	1st	2nd	3rd	4th	Total	Finish	Money
1990	68	69	70	73	280	T38	\$4,000.00
1991	81	72			153	CUT	
1993	75	75			150	CUT	
1994	77	78			155	CUT	
1996	72	69	74	72	287	T34	6,060.00
2001	71	72			143	CUT	
2003	80	71			151	CUT	
<b>Total</b>							<b>\$10,060.00</b>

## Eichelberger, Dave (72.65)

Year	1st	2nd	3rd	4th	Total	Finish	Money
1968	67	71	72	74	284	T13	\$2,000.00
1970					145	CUT	
1971	71	74			145	CUT	
1972	71	73			144	CUT	
1973	70	70	75	70	285	T20	1,431.00
1975	75	77			152	CUT	
1976	79	72			151	CUT	
1977	72	72	69	73	286	T21	1,805.71
1978	73	77			150	CUT	
1979	71	73	68	74	286	T23	2,300.00
1980	75	69	72	70	286	T34	1,262.50
1981	71	68	74	71	284	T42	994.66
1983	72	76			148	CUT	
1984	78	72	76	72	298	T54	908.00
1985	71	81			152	CUT	
1987	72	73	71	69	285	T43	2,160.00
1989	69	72	78	77	296	T7	1,860.00
1990	74	72			146	CUT	
<b>Total</b>							<b>\$14,721.87</b>

## Eichstaedt, Steve (71.38)

Year	1st	2nd	3rd	4th	Total	Finish	Money
1968	71	68	71	76	286	T19	\$1,150.00
1971	70	69	75	71	285	T38	429.00
<b>Total</b>							<b>\$1,579.00</b>

## Elder, Brad (72.88)

Year	1st	2nd	3rd	4th	Total	Finish	Money
2000	70	67	76	74	287	T65	\$6,510.00
2001	70	73			143	CUT	
2002	75	78			153	CUT	
<b>Total</b>							<b>\$6,510.00</b>

# Individual Player Records

## Elder, Lee (72.32)

Year	1st	2nd	3rd	4th	Total	Finish	Money
1968	72	73	73	73	291	T47	\$143.33
1969	71	77			148	CUT	
1971	71	68	73	72	284	T28	682.00
1973	70	71	73	69	283	T14	2,295.00
1976	72	69	76	73	290	T30	1,008.91
1980	70	71	73	73	287	T40	1,025.00
1981	73	74			147	CUT	
1982	75	72			147	CUT	
1983	69	69	72	72	282	T49	726.86
1984	74	77	71	78	300	T64	832.00
<b>Total</b>							<b>\$6,713.10</b>

## Elkington, Steve (70.40)

Year	1st	2nd	3rd	4th	Total	Finish	Money
1987	74	71	71	68	284	T36	\$2,704.29
1988	69	67	66	72	274	T8	22,500.00
1989	74	71	75	66	286	T39	3,900.00
1990	68	70	69	70	277	T25	7,633.33
1992	70	70	68	66	274	T8	28,000.00
1995	68	72	68	69	277	T14	20,400.00
1996	67	70	73	71	281	T10	28,800.00
2001	69	71	71	73	284	T51	8,001.34
2002	73	70			143	CUT	
2003	68	73	67	74	282	T17	58,885.71
2004	73	68	68	70	279	T32	25,988.58
2005	68	74			142	T58	9,936.00
2006	72	71	73	72	288	T68	10,251.00
2007	69	69	69	71	278	T18	70,200.00
2008	73	73			146	CUT	
2009	68	74			142	CUT	
2011	75	71			146	CUT	
<b>Total</b>							<b>\$297,200.25</b>

## Elliott, John (73.63)

Year	1st	2nd	3rd	4th	Total	Finish	Money
1992	72	77			149	CUT	
1993	74	76			150	CUT	
1996	73	75			148	CUT	
2005	75	67			142	T58	\$9,936.00
<b>Total</b>							<b>\$9,936.00</b>

## Ellis, Danny (72.67)

Year	1st	2nd	3rd	4th	Total	Finish	Money
2001	72	74			146	CUT	
2002	72	71			143	CUT	
2004	75	72			147	CUT	

## Ellis, Wes (71.86)

Year	1st	2nd	3rd	4th	Total	Finish	Money
1958	78	71	70	72	291	T39	\$112.50
1959	72	75	71	73	291	T35	161.43
1961	70	72	70	72	284	T25	455.00
1962	70	70	71	70	281	T12	1,060.00
1963	73	70	69	73	285	T47	50.00
1964	71	71	72	73	287	T15	843.75
1965	75	70	74	74	293	T64	
1966	71	69	69	73	282	T19	933.33
1968	73	69	74	77	293	T54	
<b>Total</b>							<b>\$3,616.01</b>

## Ellsworth, Ken (71.25)

Year	1st	2nd	3rd	4th	Total	Finish	Money
1969	70	70	70	73	283	T11	\$1,900.00
1970	73	70	74	70	287	T58	190.48
<b>Total</b>							<b>\$2,090.48</b>

## Els, Ernie (70.08)

Year	1st	2nd	3rd	4th	Total	Finish	Money
1997	71	74			145	CUT	
1999	68	66	68	68	270	1	\$504,000.00
2000	69	71	72	76	288	T66	6,386.00
2006	70	72	71	67	280	T23	42,985.71
2007	69	68	67	67	271	T3	270,400.00
2009	71	67	73	70	281	T51	14,826.00
2010	68	70	70	68	276	T10	147,200.00
2012	73	68	73	78	292	T59	14,520.00
2013	70	68	73	68	279	T13	127,600.00
2014	71	70	68	72	281	T35	33,031.00
<b>Total</b>							<b>\$1,160,948.71</b>

## Empey, Jim (73.50)

Year	1st	2nd	3rd	4th	Total	Finish	Money
1983	74	73			147	CUT	

## English, Harris (70.25)

Year	1st	2nd	3rd	4th	Total	Finish	Money
2013	73	67	72	75	287	T51	\$15,444.00
2014	70	69	69	67	275	T10	174,200.00
<b>Total</b>							<b>\$189,644.00</b>

## Erickson, Don (74.65)

Year	1st	2nd	3rd	4th	Total	Finish	Money
1935					299	T32	
1937	74	75	76	73	298	T53	

## Erickson, John (81.00)

Year	1st	2nd	3rd	4th	Total	Finish	Money
1960	74	83	79	88	324	74	

## Ernst, Derek (76.00)

Year	1st	2nd	3rd	4th	Total	Finish	Money
2014	76	76			152	CUT	

## Espinosa, Abe (72.65)

Year	1st	2nd	3rd	4th	Total	Finish	Money
1928	72	73	72	73	290	3	\$1,000.00
1932		69			286	T6	250.00
1934					296	T18	36.00
1935	73	76	68	76	293	T18	32.00
1938	68	74	73	73	288	T31	5.55
<b>Total</b>							<b>\$1,323.55</b>

## Espinosa, Al (73.58)

Year	1st	2nd	3rd	4th	Total	Finish	Money
1926	68	75	70	72	285	T3	\$1,250.00
1928	75	72	71	75	293	T7	
1929	74	77	78	77	306	T16	
1930	72	79	76	76	303	4	
1931		74			287	T2	
1932		72			292	T22	
<b>Total</b>							<b>\$1,250.00</b>

## Esposito, Al (73.00)

Year	1st	2nd	3rd	4th	Total	Finish	Money
1933		73	76		292	T11	

# Individual Player Records

## Estes, Bob (70.91)

Year	1st	2nd	3rd	4th	Total	Finish	Money
1991	71	71	68	68	278	T17	\$15,000.00
1992	68	68	73	71	280	T39	3,512.73
1993	75	70	73		218	T66	2,010.00
1994	72	72	72	71	287	T40	3,800.00
1995	68	66	70	73	277	T14	20,400.00
1996	73	77			150	CUT	
1997	68	70	72	73	283	T33	6,937.78
1998	69	70	67	71	277	T6	67,987.50
1999	66	67	72	69	274	T7	90,300.00
2000	72	70			142	CUT	
2001	73	72			145	CUT	
2002	69	69	71	68	277	T19	46,435.00
2003	69	71	68	73	281	T10	96,428.57
2004	76	74			150	CUT	
2005	70	72			142	T58	9,936.00
2006	66	71	69	72	278	T12	93,985.71
2007	74	72			146	CUT	
2008	74	76			150	CUT	
2009	72	65	73	69	279	T39	27,720.00
2010	72	72	73		217	T73	12,352.00
2012	80	71			151	CUT	
2013	68	72	72	70	282	T27	45,870.00
<b>Total</b>							<b>\$542,675.29</b>

## Estes, Jim (75.00)

Year	1st	2nd	3rd	4th	Total	Finish	Money
1998	71	79			150	CUT	

## Evans, Harold (75.50)

Year	1st	2nd	3rd	4th	Total	Finish	Money
1933	79	79	73		302	T33	

## Evans, Max (74.67)

Year	1st	2nd	3rd	4th	Total	Finish	Money
1949	77	75	76	79	307	T58	
1950	72	73	75	74	294	18	\$190.00
1952	75	76	72	72	295	9	500.00
<b>Total</b>							<b>\$690.00</b>

## Evans, Ralph (73.65)

Year	1st	2nd	3rd	4th	Total	Finish	Money
1944					290	T16	
1952	78	74	76	81	309	57	
1953	71	73	77	81	302	T59	
1954	75	72	68	73	288	T27	\$91.43
1956	73	73	72	77	295	T60	
1957	75	71	70	73	289	T31	220.00
1958	76	71	69	76	292	T48	
1963	72	73	73	74	292	78	
<b>Total</b>							<b>\$311.43</b>

## Every, Matt (70.50)

Year	1st	2nd	3rd	4th	Total	Finish	Money
2013	70	73	72	75	290	T68	\$13,332.00
2014	69	69	69	67	274	T6	216,912.50
<b>Total</b>							<b>\$230,244.50</b>

## Ewing, Jack (72.80)

Year	1st	2nd	3rd	4th	Total	Finish	Money
1970	70	71	68	71	280	T11	\$1,787.50
1973	72	72	76	72	292	T54	310.40
1974	74	72	74	74	294	T51	356.16
1975	72	74	74	78	298	T62	281.25
1977	76	70	72	74	292	T54	465.00
<b>Total</b>							<b>\$3,200.31</b>

## Ezar, Joe (77.25)

Year	1st	2nd	3rd	4th	Total	Finish	Money
1937	76	78	76	79	309	78	

## Ezinicki, Bill (72.50)

Year	1st	2nd	3rd	4th	Total	Finish	Money
1960	76	73	70	73	292	T45	\$22.22
1961	70	71	70	76	287	T42	114.28
1967	72	73	72	74	291	T79	
<b>Total</b>							<b>\$136.50</b>

## Fabel, Brad (72.14)

Year	1st	2nd	3rd	4th	Total	Finish	Money
1986	71	76			147	CUT	
1987	70	70	77	76	293	T71	\$1,182.00
1989	75	78			153	W/D	
1990	71	73			144	CUT	
1992	70	71	74	72	287	T71	1,960.00
1996	70	72	71	72	285	T21	12,480.00
1998	74	72	72	72	290	T59	4,557.00
1999	73	64	71	69	277	14	53,200.00
2000	72	72			144	CUT	
<b>Total</b>							<b>\$73,379.00</b>

## Fairfield, Don (71.33)

Year	1st	2nd	3rd	4th	Total	Finish	Money
1956	69	71	69	74	283	T9	\$850.00
1958	73	75	71	72	291	T39	112.50
1959	71	74	69	74	288	T22	525.00
1962	73	66	74	72	285	T23	446.67
1963	71	70	67	70	278	T4	2,120.00
1964	71	69	75	72	287	T15	843.75
<b>Total</b>							<b>\$4,897.92</b>

## Fairfield, Jeff (73.00)

Year	1st	2nd	3rd	4th	Total	Finish	Money
1993	70	76			146	CUT	

## Faldo, Nick (71.07)

Year	1st	2nd	3rd	4th	Total	Finish	Money
1981	69	70	67	70	276	T9	\$7,800.00
1982	75	68	74	75	292	T66	627.00
1985	72	73			145	CUT	
1986	72	75			147	CUT	
1988	76	68			144	CUT	
1989	72	68	68	75	283	T22	10,400.00
1997	66	70	68	68	272	1	252,000.00
1998	73	70	73	71	287	T43	6,258.00
2000	76	68			144	CUT	
<b>Total</b>							<b>\$277,085.00</b>

## Falkenburg, Robert (77.00)

Year	1st	2nd	3rd	4th	Total	Finish	Money
1964	76	76	77	79	308	71	

## Farley, Floyd (72.25)

Year	1st	2nd	3rd	4th	Total	Finish	Money
1935	75	70	74	70	289	T6	\$168.00

## Farlow, Sam (74.00)

Year	1st	2nd	3rd	4th	Total	Finish	Money
1977	74	72	77	73	296	T63	\$360.00

## Farrell, Billy (71.25)

Year	1st	2nd	3rd	4th	Total	Finish	Money
1963	73	70	68	74	285	T47	\$50.00

## Farrell, Johnny (72.37)

Year	1st	2nd	3rd	4th	Total	Finish	Money
1927	71	73	70	75	289	T4	\$625.00
1932		74			290	T12	
<b>Total</b>							<b>\$625.00</b>

## Fasth, Niclas (71.30)

Year	1st	2nd	3rd	4th	Total	Finish	Money
1998	73	70	75	70	288	T52	\$4,924.50
2003	75	66	73	68	282	T17	58,885.72
2004	70	73			143	CUT	
<b>Total</b>							<b>\$63,810.22</b>



# Individual Player Records

## Faxon, Brad (72.13)

Year	1st	2nd	3rd	4th	Total	Finish	Money
1984	70	75	75	75	295	T42	\$1,228.80
1985	69	77			146	CUT	
1987	75	72			147	CUT	
1989	70	73	76	72	291	T67	2,020.00
1992	74	64	74	77	289	T75	1,890.00
1994	70	71	68	69	278	4	48,000.00
1995	67	75	68	74	284	T52	2,784.00
1997	73	65	73	71	282	T27	9,730.00
2000	70	72			142	CUT	
2002	67	67	68	68	270	T2	276,266.67
2003	75	75			150	CUT	
2004	71	73			144	CUT	
2005	71	68			139	T29	29,220.00
2006	69	71	68	72	280	T23	42,985.71
2007	74	76			150	CUT	
2009	77	77			154	CUT	
2010	78	76			154	CUT	
2011	81	75			156	CUT	
<b>Total</b>							<b>\$414,125.18</b>

## Fazio, George (72.64)

Year	1st	2nd	3rd	4th	Total	Finish	Money
1941					296	T26	
1944					286	T9	\$237.50
1945					289	8	600.00
1947					287	T3	833.33
1948	72	72	71	75	290	T15	152.50
1949	72	73	77	73	295	T15	236.66
1951	76	72	77	66	291	T10	480.00
<b>Total</b>							<b>\$2,539.99</b>

## Fdez-Castano, Gonzalo (70.25)

Year	1st	2nd	3rd	4th	Total	Finish	Money
2014	71	70	71	69	281	T35	\$33,031.00

## Feherty, David (69.50)

Year	1st	2nd	3rd	4th	Total	Finish	Money
1995	69	68	72	69	278	T19	\$15,060.00

## Fehr, Rick (70.32)

Year	1st	2nd	3rd	4th	Total	Finish	Money
1987	68	69	70	74	281	T17	\$7,590.00
1988	67	73	68	71	279	T17	10,150.00
1990	67	71	71	67	276	T18	12,171.43
1991	68	69	71	68	276	T9	27,000.00
1992	69	72	71	69	281	T50	2,362.50
1993	72	67	71		210	T6	28,187.50
1994	76	72			148	CUT	
1995	72	71	71	70	284	T52	2,784.00
1996	70	74	68	74	286	T26	8,340.00
1998	71	67	70	75	283	T24	17,430.00
1999	68	66	73	72	279	T23	23,600.00
<b>Total</b>							<b>\$139,615.43</b>

## Feil, William (79.00)

Year	1st	2nd	3rd	4th	Total	Finish	Money
1965	79	77	79	81	316	T89	

## Feldman, Al (73.25)

Year	1st	2nd	3rd	4th	Total	Finish	Money
1955	76	70	73	77	296	T67	
1963	75	70	72	73	290	T73	

## Ferenz, Jack (69.75)

Year	1st	2nd	3rd	4th	Total	Finish	Money
1982	74	69	69	67	279	T10	\$7,500.00

## Fergin, Michael (78.00)

Year	1st	2nd	3rd	4th	Total	Finish	Money
2003	79	77			156	CUT	

## Ferguson, Ben (71.25)

Year	1st	2nd	3rd	4th	Total	Finish	Money
2001	71	69	73	72	285	T57	\$7,514.00

## Fergus, Keith (71.21)

Year	1st	2nd	3rd	4th	Total	Finish	Money
1978	72	69	76	70	287	T12	\$3,640.00
1979	77	68	70	73	288	T34	1,318.75
1981	66	72	69	74	281	T26	2,193.75
1983	69	67	69	71	276	T12	5,700.00
1984	79	74			153	CUT	
1985	70	70	69	70	279	T17	5,800.00
1986	72	71	70	70	283	T16	6,975.00
1996	71	76			147	CUT	
<b>Total</b>							<b>\$25,627.50</b>

## Ferraro, Terry (76.17)

Year	1st	2nd	3rd	4th	Total	Finish	Money
1985	80	76			156	CUT	
1988	73	72			145	CUT	
1997	78	78			156	CUT	

## Ferree, Jim (71.65)

Year	1st	2nd	3rd	4th	Total	Finish	Money
1959	70	71	72	74	287	T17	\$680.00
1960	68	71	78	75	292	T45	22.22
1961	72	69	69	72	282	T14	900.00
1964	76	71	72	69	288	T23	650.00
1965	74	71	69	70	284	T9	1,975.00
<b>Total</b>							<b>\$4,227.22</b>

## Ferrell, Gene (70.25)

Year	1st	2nd	3rd	4th	Total	Finish	Money
1971	72	69	66	74	281	T16	\$1,650.00

## Ferriell, James (76.93)

Year	1st	2nd	3rd	4th	Total	Finish	Money
1966	72	74			146	DQ	
1973	71	71	73	69	284	T17	\$1,890.00
1974	71	75	74	78	298	T72	
1980	90	88			178	CUT	
1981	87				87	W/D	
1983	81	80			161	CUT	
<b>Total</b>							<b>\$1,890.00</b>

## Ferrier, Jim (72.21)

Year	1st	2nd	3rd	4th	Total	Finish	Money
1944					290	T16	
1945					288	7	\$666.00
1946					290	T3	1,111.11
1947					290	T8	475.00
1948	72	74	72	72	290	T15	152.50
1949	74	70	75	70	289	T7	700.00
1950	71	73	71	71	286	5	1,000.00
1952	74	72	73	73	292	T5	833.34
1953	77	71	74	74	296	T22	217.50
1954	69	78	73	68	288	T27	91.43
1955	73	73	69	72	287	T34	42.00
1956	71	70	71	70	282	T7	1,050.00
1957	72	71	71	74	288	T23	317.50
1958	75	74	70	74	293	T53	
1960	76	71	69	71	287	T19	602.00
1961	72	72	69	78	291	T58	
1962	74	71	72	71	288	T43	111.43
1963	73	72	73	67	285	T47	50.00
1964	70	72	76	71	289	T28	500.00
1965	75	71	72	75	293	T64	
1967	72	71	69	72	284	T33	534.00
<b>Total</b>							<b>\$8,453.81</b>

## Ferrie, Jim (75.25)

Year	1st	2nd	3rd	4th	Total	Finish	Money
1958	73	78	76	74	301	T70	

## Ferris, Jim (76.50)

Year	1st	2nd	3rd	4th	Total	Finish	Money
1955		76	78		306	T82	

## Fetchick, Mike (72.44)

Year	1st	2nd	3rd	4th	Total	Finish	Money
1954	73	74	70	75	292	T49	
1956	71	71	71	73	286	T18	\$381.11
1957	71	68	76	73	288	T23	317.50
1965	74	73	72	74	293	T64	
<b>Total</b>							<b>\$698.61</b>

# Individual Player Records

## Fezler, Forrest (71.43)

Year	1st	2nd	3rd	4th	Total	Finish	Money
1972	69	72	72	65	278	T8	\$3,265.00
1973	71	75	73	68	287	T27	978.75
1974	73	67	70	74	284	T9	4,237.50
1976	69	71	74	77	291	T41	647.29
1978	68	76	71	68	283	3	14,200.00
1981	70	71	70	77	288	T62	645.00
1982	76	74			150	CUT	
1983	71	69	69	73	282	T49	726.85
<b>Total</b>							<b>\$24,700.39</b>

## Fiedler, Jon (75.00)

Year	1st	2nd	3rd	4th	Total	Finish	Money
1990	77	70			147	CUT	
1993	75	74			149	CUT	
2011	78	76			154	CUT	

## Finlay, Phillips (73.25)

Year	1st	2nd	3rd	4th	Total	Finish	Money
1939					293	T22	

## Finney, John (75.75)

Year	1st	2nd	3rd	4th	Total	Finish	Money
1952	76	72	76	79	303	T31	

## Finsterwald, Dow (71.10)

Year	1st	2nd	3rd	4th	Total	Finish	Money
1956	72	69	71	72	284	T11	\$658.00
1957	72	71	68	73	284	T9	891.66
1958	72	73	71	70	286	T22	360.00
1959	70	69	77	73	289	T26	375.00
1960	70	68	71	71	280	1	5,500.00
1961	73	70	70	71	284	T25	455.00
1962	71	68	75	72	286	T32	234.00
1963	73	70	71	70	284	T35	136.37
1964	69	73	72	68	282	T3	2,775.00
1968	71	74	72	69	286	T19	1,150.00
1969	72	72	69	71	284	T17	1,065.45
1971	70	71	72	71	284	T28	682.00
<b>Total</b>							<b>\$14,282.48</b>

## Fiori, Ed (72.60)

Year	1st	2nd	3rd	4th	Total	Finish	Money
1979	70	76	73	74	293	T58	\$550.00
1980	75	72	73	70	290	T45	732.00
1981	68	71	66	74	279	T20	3,495.00
1982	72	72	71	75	290	T61	654.00
1983	68	70	69	73	280	T38	1,320.00
1984	80	73			153	CUT	
1985	72	69	72	74	287	T50	974.00
1987	74	72			146	CUT	
1988	66	68	68	70	272	T4	33,000.00
1989	72	72	76	70	290	T60	2,140.00
1990	77	79			156	CUT	
1992	72	70			142	CUT	
1993	76	70			146	CUT	
1994	73	76			149	CUT	
1996	78	75			153	CUT	
1999	78	81			159	CUT	
<b>Total</b>							<b>\$42,865.00</b>

## Fischer, Todd (72.67)

Year	1st	2nd	3rd	4th	Total	Finish	Money
2004	75	69			144	CUT	
2005	72	76			148	CUT	
2006	73	71			144	CUT	

## Fisher, Ross (71.00)

Year	1st	2nd	3rd	4th	Total	Finish	Money
2013	72	71	68	73	284	T38	\$29,040.00

## Fitzhugh, Woody (73.83)

Year	1st	2nd	3rd	4th	Total	Finish	Money
1980	78	74			152	CUT	
1982	74	70	70	77	291	T63	\$642.00
<b>Total</b>							<b>\$642.00</b>

## Fitzsimons, Pat (73.27)

Year	1st	2nd	3rd	4th	Total	Finish	Money
1975	70	71	64	70	275	1	\$30,000.00
1976	70	69	76	80	295	T61	342.40
1980	77	73			150	CUT	
1981	76	73			149	CUT	
1982	74	71	78	74	297	T71	597.00
1984	82	79			161	CUT	
1990	66	76	67	76	285	66	2,080.00
<b>Total</b>							<b>\$33,019.40</b>

## Flanagan, Nick (74.00)

Year	1st	2nd	3rd	4th	Total	Finish	Money
2008	74	74			148	CUT	

## Flannery, John (73.33)

Year	1st	2nd	3rd	4th	Total	Finish	Money
1993	71	72	77		220	76	\$1,880.00

## Fleck, Jack (72.27)

Year	1st	2nd	3rd	4th	Total	Finish	Money
1954	73	68	72	74	287	T18	\$230.55
1955	71	73	71	69	284	T15	386.25
1959	68	75	70	72	285	T10	1,062.50
1960	68	73	74	71	286	T10	920.00
1961	74	71	72	68	285	T29	320.00
1962	72	73	72	71	288	T43	111.43
1963	70	73	70	70	283	T30	270.00
1964	72	72	73	71	288	T23	650.00
1966	70	71	69	74	284	T28	637.50
1978	73	74	77	79	303	68	330.00
1980	81	78			159	CUT	
1981	75	73			148	CUT	
<b>Total</b>							<b>\$4,918.23</b>

## Fleckman, Marty (72.50)

Year	1st	2nd	3rd	4th	Total	Finish	Money
1979	73	71	73	73	290	T44	\$825.00

## Fleisher, Bruce (72.50)

Year	1st	2nd	3rd	4th	Total	Finish	Money
1972	73	69	70	75	287	61	\$238.10
1975	72	76	72	67	287	T15	2,325.00
1976	73	69	77	76	295	T61	342.40
1983	70	69	67	73	279	T30	1,743.75
1984	76	81			157	CUT	
1992	69	72	69	72	282	T58	2,210.00
1993	72	77			149	CUT	
1994	73	71	76	74	294	T68	2,010.00
<b>Total</b>							<b>\$8,869.25</b>

## Fleming, Pete (73.67)

Year	1st	2nd	3rd	4th	Total	Finish	Money
1952	76	75	73		224	W/D	
1953	79	74	71	76	300	T48	
1955	72	73	69	73	287	T34	\$42.00
1966	71	76	75	72	294	T64	
<b>Total</b>							<b>\$42.00</b>

## Flesch, Steve (70.98)

Year	1st	2nd	3rd	4th	Total	Finish	Money
1999	72	70	71	66	279	T23	\$23,600.00
2000	69	69	70	68	276	T5	105,090.00
2002	69	71	72	74	286	T68	7,511.00
2003	74	70	71	71	286	T37	20,250.00
2004	70	69	72	75	286	T67	9,792.00
2005	71	72			143	CUT	
2006	71	71	67	72	281	T30	30,982.50
2007	71	77			148	CUT	
2008	71	71	68	71	281	T14	96,100.00
2009	73	69			142	CUT	
2010	73	70	73	73	289	T69	12,864.00
2011	73	71	72	68	284	T45	18,590.00
<b>Total</b>							<b>\$324,779.50</b>

## Flores, Martin (71.75)

Year	1st	2nd	3rd	4th	Total	Finish	Money
2013	74	70	69	73	286	T46	\$18,295.20
2014	72	69	73	74	288	T70	13,199.00
<b>Total</b>							<b>\$31,494.20</b>

# Individual Player Records

## Floyd, Raymond (71.69)

Year	1st	2nd	3rd	4th	Total	Finish	Money
1964	74	72	72	76	294	T57	
1965	72	70	74	75	291	T54	
1966	71	70	74	74	289	T45	\$192.85
1967	69	72	72	71	284	T33	534.00
1968	68	71	75	68	282	T8	2,950.00
1969	71	69	73	72	285	T28	666.67
1970	71	71	69	75	286	T51	190.48
1971	68	69	70	73	280	T12	2,062.50
1972	70	71	70	69	280	T19	1,437.50
1973	72	76			148	CUT	
1974	75				75	W/D	
1975	69	77	76	73	295	T50	373.00
1983	70	70	70	66	276	T12	5,700.00
1984	72	73	73	75	293	T34	2,064.00
1989	69	75	71	70	285	T32	5,414.29
<b>Total</b>							<b>\$21,585.29</b>

## Floyd, Robert (77.50)

Year	1st	2nd	3rd	4th	Total	Finish	Money
2008	77	78			155	CUT	

## Fogerty, Jim (75.50)

Year	1st	2nd	3rd	4th	Total	Finish	Money
1935	73	71	80	80	304	T44	
1937	74	75	76	75	300	T62	

## Foley, Bill (72.75)

Year	1st	2nd	3rd	4th	Total	Finish	Money
1932	73				291	T17	

## Follmer, Alex (75.00)

Year	1st	2nd	3rd	4th	Total	Finish	Money
1937	75	72	74	79	300	T62	

## Ford, Doug (72.69)

Year	1st	2nd	3rd	4th	Total	Finish	Money
1949	74	70	77	76	297	T25	
1950	79	75	72	77	303	T50	
1951	69	72	70	77	288	T4	\$1,033.34
1952	76	77	76	71	300	T22	160.00
1953	75	72	74	75	296	T22	217.50
1954	74	75	69	72	290	T39	
1955	71	69	70	70	280	T4	1,300.00
1956	71	74	74	73	292	T53	
1957	69	71	71	69	280	1	7,000.00
1958	72	72	69	71	284	T13	624.00
1959	74	75	67	72	288	T22	525.00
1960	74	69	77	71	291	T34	153.64
1961	74	73	70	73	290	T54	
1964	75	69	74	74	292	T45	
1965	77	71	72	69	289	T38	296.43
1966	74	70	73	73	290	T52	
1967	72	73	73	71	289	T65	
1968	72	74	71	72	289	T38	468.00
1971	77	74			151	CUT	
<b>Total</b>							<b>\$11,777.91</b>

## Ford, Scott (74.50)

Year	1st	2nd	3rd	4th	Total	Finish	Money
1995	73	76			149	CUT	

## Forsman, Dan (72.29)

Year	1st	2nd	3rd	4th	Total	Finish	Money
1983	76	71			147	CUT	
1984	76	71	73	71	291	T23	\$3,560.00
1985	69	71	69	74	283	T32	2,315.00
1988	68	70	72	74	284	45	2,625.00
1989	71	73	77	71	292	T72	1,950.00
1990	69	76			145	CUT	
1993	72	78			150	CUT	
1996	75	83			158	CUT	
1998	71	74	71	68	284	T29	13,650.00
1999	73	72			145	CUT	
2001	72	70	70	75	287	T66	7,038.00
2003	76	66	70	69	281	T10	96,428.57
<b>Total</b>							<b>\$127,566.57</b>

## Fought, John (71.37)

Year	1st	2nd	3rd	4th	Total	Finish	Money
1980	70	70	70	72	282	T7	\$6,291.66
1981	69	68	75	65	277	T13	6,000.00
1982	75	75			150	CUT	
1983	72	67	73	72	284	T61	636.00
1984	77	73	69	72	291	T23	3,560.00
1985	72				72	W/D	
<b>Total</b>							<b>\$16,487.66</b>

## Fowler, Rickie (72.17)

Year	1st	2nd	3rd	4th	Total	Finish	Money
2010	71	75			146	CUT	
2011	74	71	68	70	283	T35	\$28,697.50
2012	75	69	70	79	293	T62	13,992.00
2014	68	76			144	CUT	
<b>Total</b>							<b>\$42,689.50</b>

## Frainey, Bob (73.25)

Year	1st	2nd	3rd	4th	Total	Finish	Money
1959	75	72	73	73	293	T49	

## Franco, Carlos (70.95)

Year	1st	2nd	3rd	4th	Total	Finish	Money
1999	71	67	69	71	278	T15	\$40,670.00
2000	70	75			145	CUT	
2002	69	72	69	71	281	T37	13,729.85
2003	75	72			147	CUT	
2004	69	72	70	70	281	T44	14,166.85
2005	70	73			143	CUT	
2006	71	73			144	CUT	
<b>Total</b>							<b>\$68,566.70</b>

## Fraser, Chick (75.00)

Year	1st	2nd	3rd	4th	Total	Finish	Money
1926					300	24	\$100.00

## Fraser, Howell (72.50)

Year	1st	2nd	3rd	4th	Total	Finish	Money
1968	77	68	78	76	299	T70	
1969	72	73	70	66	281	7	\$3,200.00
<b>Total</b>							<b>\$3,200.00</b>

## Frazier, Harrison (71.27)

Year	1st	2nd	3rd	4th	Total	Finish	Money
1998	73	71	72	71	287	T43	\$6,258.00
1999	74	70			144	CUT	
2000	72	71			143	CUT	
2006	67	74	71	67	279	T19	64,005.00
2007	70	72	67	68	277	T13	94,640.00
2009	73	76			149	CUT	
2011	69	74	65	77	285	T51	15,502.50
2012	71	74	74	70	289	T49	16,676.00
<b>Total</b>							<b>\$197,081.50</b>

## Frederick, Greg (76.75)

Year	1st	2nd	3rd	4th	Total	Finish	Money
1988	79	77			156	CUT	
1989	74	77			151	CUT	

## Freeman, Cody (72.00)

Year	1st	2nd	3rd	4th	Total	Finish	Money
2008	70	74	72	72	288	T59	\$13,640.00

## Freeman, Jeff (71.00)

Year	1st	2nd	3rd	4th	Total	Finish	Money
1999	72	72			144	CUT	
2000	66	68	73	75	282	T37	\$13,640.00
<b>Total</b>							<b>\$13,640.00</b>

# Individual Player Records

## Freeman, Robin (71.61)

Year	1st	2nd	3rd	4th	Total	Finish	Money
1989	71	75			146	CUT	
1992	72	75			147	CUT	
1993	72	72	74		218	T66	\$2,010.00
1994	71	68	71	74	284	T20	10,428.57
1995	69	72	71	73	285	T58	2,664.00
1996	70	75	69	73	287	T34	6,060.00
1997	69	71	68	70	278	T6	46,900.00
1998	79	74			153	CUT	
1999	74	66	71	73	284	T56	6,244.00
2000	65	72	69	68	274	3	210,800.00
2001	72	69	70	70	281	T25	24,862.50
2002	74	72			146	CUT	
2004	78	75			153	CUT	
<b>Total</b>							<b>\$309,969.07</b>

## Friend, Bob (71.50)

Year	1st	2nd	3rd	4th	Total	Finish	Money
1992	72	71			143	CUT	
1998	71	74	71	71	287	T43	\$6,258.00
1999	73	68	72	72	285	T62	5,880.00
<b>Total</b>							<b>\$12,138.00</b>

## Frost, David (71.53)

Year	1st	2nd	3rd	4th	Total	Finish	Money
1986	75	72			147	CUT	
1987	77	74			151	CUT	
1989	73	69	72	73	287	T46	\$2,835.00
1990	71	74			145	CUT	
1991	67	69	69	72	277	T12	19,600.00
1994	67	74	71	67	279	5	40,000.00
1999	71	69	72	71	283	T50	6,701.33
2000	69	70	70	74	283	T43	9,238.00
2001	70	73			143	CUT	
2004	76	75			151	CUT	
<b>Total</b>							<b>\$78,374.33</b>

## Fry, Earl (74.25)

Year	1st	2nd	3rd	4th	Total	Finish	Money
1937	76	74	79	76	305	76	
1938	74	71	71	73	289	T38	

## Fry, Mark (72.65)

Year	1st	2nd	3rd	4th	Total	Finish	Money
1932		72			290	T12	
1933		74	75		290	9	
1935	73	74	73	75	295	T20	\$25.00
1936		71	72		285	T4	350.00
1937	72	70	70	72	284	T7	200.00
1938	71	69	74	74	288	T31	5.55
1939	68	70	74	73	285	T5	385.00
1940					292	T13	45.00
1941					295	T20	
1942	76	69	71	75	291	T13	90.00
1944					302	T28	
<b>Total</b>							<b>\$1,100.55</b>

## Fryatt, Edward (70.25)

Year	1st	2nd	3rd	4th	Total	Finish	Money
2000	68	70	72	74	284	T52	\$7,156.57
2001	67	73	72	68	280	T20	38,216.00
2002	69	71	68	71	279	T29	24,050.00
<b>Total</b>							<b>\$69,422.57</b>

## Fukabori, Keiichiro (73.33)

Year	1st	2nd	3rd	4th	Total	Finish	Money
1998	67	74	75	72	288	T52	\$4,924.50
2006	76	76			152	CUT	
<b>Total</b>							<b>\$4,924.50</b>

## Funk, Fred (71.00)

Year	1st	2nd	3rd	4th	Total	Finish	Money
1991	73	74			147	CUT	
1993	75	71			146	CUT	
1996	72	74			146	CUT	
1997	67	71	71	68	277	T4	\$61,600.00
1998	71	70	70	69	280	T15	33,600.00
1999	70	75			145	CUT	
2000	69	68	79	68	284	T52	7,156.57
2001	73	70			143	CUT	
2002	69	68	69	68	274	T9	96,200.00
2003	65	74	70	68	277	T3	261,000.00
2004	71	66	71	71	279	T32	25,988.57
2005	69	67			136	T7	134,800.00
2006	72	75			147	CUT	
2007	74	74			148	CUT	
2008	74	70	71	76	291	T70	12,152.00
2014	71	75			146	CUT	
<b>Total</b>							<b>\$632,497.14</b>

## Funseth, Rod (71.28)

Year	1st	2nd	3rd	4th	Total	Finish	Money
1963	74	68	72	70	284	T35	\$136.37
1966	71	71	70	70	282	T19	933.34
1967	69	71	73	74	287	T58	
1971	72	71	73	69	285	T38	429.00
1972	70	71	73	68	282	T30	702.27
1973	73	69	65	69	276	1	27,000.00
1975	74	75	74	72	295	T50	373.00
1978	72	71	78	75	296	T51	475.00
1980	72	72	70	71	285	T25	1,788.89
1981	73	75			148	CUT	
1982	73	70	71	67	281	T21	3,240.00
1983	72	68	66	72	278	T24	2,430.00
<b>Total</b>							<b>\$37,507.87</b>

## Furgol, Ed (73.13)

Year	1st	2nd	3rd	4th	Total	Finish	Money
1948	71	69	71	73	284	T4	\$750.00
1949	75	76	75	74	300	T40	
1950	68	75	76	73	292	T13	345.00
1951	70	71	76	75	292	T13	320.00
1952	76	76	76	79	307	T50	
1953	73	75	77	79	304	T62	
1954	74	71	71	74	290	T39	
1955	72	70	70	72	284	T15	386.25
1957	72	72	74	75	293	T51	
1958	74	74	73	74	295	T61	
1963	69	67	71	73	280	T15	975.00
1965	74	73	70	68	285	T13	1,400.00
1968	72	71	79	75	297	T68	
<b>Total</b>							<b>\$4,176.25</b>

## Furgol, Marty (72.94)

Year	1st	2nd	3rd	4th	Total	Finish	Money
1948					305	T57	
1949	71	69	78	81	299	T32	
1950	76	75	76		227	W/D	
1951	68	77	73	73	291	T10	\$480.00
1952	76	75	74	73	298	T15	230.00
1954	72	71	71	73	287	T18	230.55
1955	72	69	72	75	288	T40	
1956	71	68	73	72	284	T11	658.00
1957	68	73	73	70	284	T9	891.66
1958	72	75	69	69	285	T18	485.00
1959	76	71	71	73	291	T35	161.43
1961	71	72	73	73	289	T50	25.00
<b>Total</b>							<b>\$3,161.64</b>

# Individual Player Records

## Furyk, Jim (70.58)

Year	1st	2nd	3rd	4th	Total	Finish	Money
1994	70	76	75	68	289	T48	\$2,620.00
1995	67	74	65	70	276	T9	30,000.00
1996	76	74			150	CUT	
1997	73	76			149	CUT	
1999	71	71	71	72	285	T62	5,880.00
2000	68	72	70	72	282	T37	13,640.00
2002	70	71	71	69	281	T37	13,729.84
2003	74	70	71	70	285	T32	25,470.00
2005	71	71			142	T58	9,936.00
2006	69	72	65	72	278	T12	93,985.71
2007	67	70	67	67	271	T3	270,400.00
2008	76	73			149	CUT	
2009	66	71	75	68	280	T41	20,386.80
2010	71	70	68	69	278	T20	66,742.86
2011	75	70	71	67	283	T35	28,697.50
2012	72	70	69	70	281	T11	158,400.00
2013	68	72	69	70	279	T13	127,600.00
2014	68	68	71	72	279	T23	57,955.00
<b>Total</b>							<b>\$925,443.71</b>

## Gaddy, Brian (73.50)

Year	1st	2nd	3rd	4th	Total	Finish	Money
1977	68	78	74	71	291	T46	
1980	75	75			150	CUT	

## Gafford, Ray (75.25)

Year	1st	2nd	3rd	4th	Total	Finish	Money
1950	79	73	73	76	301	T41	

## Gage, Bobby (80.00)

Year	1st	2nd	3rd	4th	Total	Finish	Money
1998	80				80	W/D	

## Gage, Jack (74.95)

Year	1st	2nd	3rd	4th	Total	Finish	Money
1937	74	79	77	70	300	T62	
1947					296	T25	
1948					306	59	
1950	77	73	79	74	303	T50	
1951	74	77	76	79	306	55	
1955	72	74	70	72	288	T40	

## Gainey, Tommy (72.92)

Year	1st	2nd	3rd	4th	Total	Finish	Money
2011	71	71	69	72	283	T35	\$28,697.50
2012	70	73	70	77	290	T52	15,477.00
2013	77	74			151	CUT	
2014	78	73			151	CUT	
<b>Total</b>							<b>\$44,174.50</b>

## Gajda, Bob (73.04)

Year	1st	2nd	3rd	4th	Total	Finish	Money
1950	71	72	75	80	298	T27	
1954	72	72	72	71	287	T18	\$230.56
1956	71	71	75	72	289	T33	145.00
1957	77	69	73	78	297	60	
1958	73	72	75	73	293	T53	
1959	74	75	70	77	296	T65	
1961	68	75	66	76	285	T29	320.00
<b>Total</b>							<b>\$695.56</b>

## Gallagher, Jeff (71.33)

Year	1st	2nd	3rd	4th	Total	Finish	Money
1996	77	74			151	CUT	
1998	69	71	68	69	277	T6	\$67,987.50
<b>Total</b>							<b>\$67,987.50</b>

## Gallagher, Jr., Jim (71.46)

Year	1st	2nd	3rd	4th	Total	Finish	Money
1986	71	71	68	69	279	T4	\$19,800.00
1987	70	75	73	76	294	T73	1,152.00
1989	74	77			151	CUT	
1990	70	67	69	69	275	T15	17,000.00
1991	72	71	74	68	285	T54	2,270.00
1992	69	71	71	70	281	T50	2,362.50
1997	72	73			145	CUT	
1999	77	71			148	CUT	
<b>Total</b>							<b>\$42,584.50</b>

## Gallardo, Gerald (77.75)

Year	1st	2nd	3rd	4th	Total	Finish	Money
1964	72	79	78	82	311	T72	

## Gallardo, Joe (76.00)

Year	1st	2nd	3rd	4th	Total	Finish	Money
1955	154	75	75		304	T77	

## Gamez, Robert (73.45)

Year	1st	2nd	3rd	4th	Total	Finish	Money
1991	68	76			144	CUT	
1992	71	73			144	CUT	
1994	70	72	75	81	298	T73	\$1,930.00
1998	72	72	70	75	289	T56	4,746.00
1999	71	76			147	CUT	
2003	78	71			149	CUT	
2006	72	74			146	CUT	
2007	79	73			152	CUT	
<b>Total</b>							<b>\$6,676.00</b>

## Gangluff, Stephen (74.50)

Year	1st	2nd	3rd	4th	Total	Finish	Money
2012	73	76			149	CUT	

## Garbero, Greg (79.00)

Year	1st	2nd	3rd	4th	Total	Finish	Money
1989	77	81			158	CUT	

## Garcia, Louis (77.00)

Year	1st	2nd	3rd	4th	Total	Finish	Money
1980	73	81			154	CUT	

## Garcia, Sergio (69.97)

Year	1st	2nd	3rd	4th	Total	Finish	Money
2001	66	72	71	72	281	T25	\$24,862.50
2002	73	67	67	68	275	T13	74,000.00
2003	73	76			149	CUT	
2004	71	65	72	69	277	T20	55,920.00
2007	67	68	69	69	273	6	187,200.00
2008	74	71	69	72	286	T46	16,120.00
2012	69	76	70	64	279	T4	259,875.00
2013	65	73	69	72	279	T13	127,600.00
<b>Total</b>							<b>\$745,577.50</b>

## Gardner, Bob (74.50)

Year	1st	2nd	3rd	4th	Total	Finish	Money
1942	76	77	71	73	297	T29	
1947					293	T11	
1948					304	T55	

## Gardner, Buddy (71.95)

Year	1st	2nd	3rd	4th	Total	Finish	Money
1979	72	70	76	76	294	T63	\$530.00
1980	74	75			149	CUT	
1981	70	70	69	72	281	T26	2,193.75
1983	72	70	78	74	294	82	528.00
1984	72	82			154	CUT	
1985	71	73	70	69	283	T32	2,315.00
1986	70	72	76	70	288	T48	1,108.12
1987	73	70	70	74	287	T55	1,362.00
1988	71	73			144	CUT	
1989	75	71			146	CUT	
1990	71	71	71	67	280	T38	4,000.00
1991	72	71	68	73	284	T43	2,870.91
1992	65	75	67	75	282	T58	2,210.00
<b>Total</b>							<b>\$17,117.78</b>

## Gardner, Tom (76.50)

Year	1st	2nd	3rd	4th	Total	Finish	Money
2012	79	74			153	CUT	

## Garner, Tom (75.00)

Year	1st	2nd	3rd	4th	Total	Finish	Money
1987	73	77			150	CUT	

## Garrett, Bill (71.33)

Year	1st	2nd	3rd	4th	Total	Finish	Money
1969	72	71	75	74	292	T71	\$133.33
1971	69	69	72	69	279	T10	2,640.00
1972	69	70	74	72	285	T53	238.10
<b>Total</b>							<b>\$3,011.43</b>

# Individual Player Records

## Garrett, Wright (73.25)

Year	1st	2nd	3rd	4th	Total	Finish	Money
1966	75	72	73	73	293	63	

## Garrigus, Robert (72.00)

Year	1st	2nd	3rd	4th	Total	Finish	Money
2007	72	73			145	CUT	
2008	75	73			148	CUT	
2011	73	69	72	71	285	T51	\$15,502.50
2012	79				79	W/D	
2014	67	67	73	72	279	T23	57,955.00
<b>Total</b>							<b>\$73,457.50</b>

## Garrity, Tom (72.50)

Year	1st	2nd	3rd	4th	Total	Finish	Money
1961	73	69	75	73	290	T54	

## Garvin, Frank (73.75)

Year	1st	2nd	3rd	4th	Total	Finish	Money
1965	72	76	75	72	295	T72	

## Gates, Bobby (72.25)

Year	1st	2nd	3rd	4th	Total	Finish	Money
2012	73	72	69	75	289	T49	\$16,676.00

## Gay, Brian (71.38)

Year	1st	2nd	3rd	4th	Total	Finish	Money
2000	71	72			143	CUT	
2002	71	67	68	68	274	T9	\$96,200.00
2003	71	74	67	72	284	T28	31,275.00
2005	73	69			142	T58	9,936.00
2006	71	67	71	71	280	T23	42,985.71
2007	73	71			144	CUT	
2008	75	76			151	CUT	
2009	70	76			146	CUT	
2013	72	74			146	CUT	
2014	71	75			146	CUT	
<b>Total</b>							<b>\$180,396.71</b>

## Gealer, Saul (78.00)

Year	1st	2nd	3rd	4th	Total	Finish	Money
1960	77	81	77	77	312	73	

## Geertsen, John (72.25)

Year	1st	2nd	3rd	4th	Total	Finish	Money
1938	72	72	74	71	289	T38	

## Geiberger, Al (72.96)

Year	1st	2nd	3rd	4th	Total	Finish	Money
1955	155	73	71		299	T70	
1957	71	76	75	72	294	T54	
1959	70	70	74	69	283	T5	
1961	74	70	71	70	285	T29	\$320.00
1963	72	73	65	69	279	T9	1,358.34
1964	70	69	73	70	282	T3	2,775.00
1965	73	71	71	72	287	T24	627.78
1966	75	70	68	74	287	T38	375.00
1967	70	69	71	74	284	T33	534.00
1968	67	70	69	72	278	3	7,500.00
1969	73	72	70	74	289	T53	133.34
1970	68	69	75	73	285	T46	240.00
1971	70	73	76	68	287	T50	220.00
1972	73	69	70	71	283	T41	417.86
1973	74	72	71	71	288	T32	749.38
1974	73	70	71	74	288	T20	1,662.00
1976	70	73	72	71	286	T18	2,312.50
1979	76	67	69	78	290	T44	825.00
1980	76	73			149	CUT	
1981	70	68	76	77	291	T68	612.00
1982	73	71	69	74	287	T53	694.50
1983	70	75			145	CUT	
1984	81	78			159	CUT	
1985	78	76			154	CUT	
1986	75	74			149	CUT	
1987	73	78			151	CUT	
<b>Total</b>							<b>\$21,356.70</b>

## Geiberger, Brent (71.03)

Year	1st	2nd	3rd	4th	Total	Finish	Money
1997	74	69	68	70	281	T20	\$14,600.00
1998	70	71	74	77	292	T67	4,284.00
1999	68	70	69	69	276	T13	58,800.00
2000	73	74			147	CUT	
2001	69	71	68	76	284	T51	8,001.33
2002	71	73			144	CUT	
2003	73	73			146	CUT	
2004	70	67	69	70	276	T15	76,800.00
2005	73	68			141	T47	11,842.91
2006	70	74			144	CUT	
<b>Total</b>							<b>\$174,328.24</b>

## Ghezzi, Victor (73.31)

Year	1st	2nd	3rd	4th	Total	Finish	Money
1934					296	T18	\$36.00
1935	68	71	75	71	285	1	1,350.00
1936		72	69		285	T4	350.00
1937	74	77	76	74	301	T67	
1940	71	75	76	70	292	T13	45.00
1941	73	72	74	73	292	T13	45.00
1942	72	71	73	76	292	T15	72.50
1946					291	T6	650.00
1947					294	T16	205.00
1948	69	71	74	75	289	T12	223.00
1949	78	73	71	80	302	T46	
1952	75	75	73	75	298	T15	230.00
1953	73	75	79	71	298	T35	85.00
1954	71	74	68	73	286	T15	395.00
1955	73	73	74	78	298	69	
1960	74	72	75	74	295	T58	
1961	72	70	74	75	291	T58	
<b>Total</b>							<b>\$3,686.50</b>

## Gibson, Charlie (75.50)

Year	1st	2nd	3rd	4th	Total	Finish	Money
1982	73	78			151	CUT	

## Gibson, Kelly (71.44)

Year	1st	2nd	3rd	4th	Total	Finish	Money
1992	69	69	68	70	276	T17	\$14,000.00
1993	68	76	69		213	T26	7,400.00
1994	73	76			149	CUT	
1995	72	66	79	70	287	T64	2,532.00
1996	70	69	71	70	280	T6	38,850.00
1997	72	69	70	77	288	T63	2,954.00
1998	74	71	71	77	293	T70	4,137.00
<b>Total</b>							<b>\$69,873.00</b>

## Gibson, Leland (72.95)

Year	1st	2nd	3rd	4th	Total	Finish	Money
1942	72	76	74	73	295	T25	
1945					290	T9	\$466.00
1948					292	T22	
1949	74	73	67	74	288	T3	1,112.50
1951	72	74	71	73	290	T8	650.00
1953	72	70	76	78	296	T22	217.50
<b>Total</b>							<b>\$2,446.00</b>

## Gilbert, Gibby (70.93)

Year	1st	2nd	3rd	4th	Total	Finish	Money
1971	69	70	68	70	277	T4	\$4,290.00
1975	76	71	72	74	293	T39	615.00
1981	75	72			147	CUT	
1983	65	66	72	69	272	T2	22,400.00
1985	75				75	W/D	
<b>Total</b>							<b>\$27,305.00</b>

## Gilbert, Jim (72.50)

Year	1st	2nd	3rd	4th	Total	Finish	Money
1967	75	70	72	73	290	T75	

## Gilchrist, Derek (77.50)

Year	1st	2nd	3rd	4th	Total	Finish	Money
1998	76	79			155	CUT	

# Individual Player Records

## Gilder, Bob (72.05)

Year	1st	2nd	3rd	4th	Total	Finish	Money
1976	70	69	81	76	296	T66	\$305.33
1977	67	71	68	72	278	T5	7,700.00
1979	70	75	69	75	289	T38	1,050.00
1980	70	66	68	73	277	T2	22,000.00
1981	70	67	69	70	276	T9	7,800.00
1982	75	70	66	70	281	T21	3,240.00
1983	74	69			143	CUT	
1984	72	81			153	CUT	
1985	66	73	72	72	283	T32	2,315.00
1986	68	78	73	76	295	T1	891.00
1987	71	77			148	CUT	
1988	72	72			144	CUT	
1989	78	71			149	CUT	
1990	76	75			151	CUT	
1991	70	72	67	68	277	T12	19,600.00
1992	70	72			142	CUT	
1993	76	69	72		217	T58	2,170.00
1994	72	81			153	CUT	
1995	73	75			148	CUT	
1998	71	80			151	CUT	
<b>Total</b>							<b>\$67,071.33</b>

## Gillespie, Ron (73.50)

Year	1st	2nd	3rd	4th	Total	Finish	Money
1966	75	72	70	77	294	T64	

## Gillis, Tom (74.29)

Year	1st	2nd	3rd	4th	Total	Finish	Money
2005	73	69			142	T58	\$9,936.00
2011	72	79			151	CUT	
2012	78				78	W/D	
2013	71	78			149	CUT	
<b>Total</b>							<b>\$9,936.00</b>

## Ginsberg, Roger (72.75)

Year	1st	2nd	3rd	4th	Total	Finish	Money
1964	67	74	79	71	291	T40	\$43.00

## Gjolme, Toss (73.00)

Year	1st	2nd	3rd	4th	Total	Finish	Money
1957	77	70	71	74	292	T44	\$42.85

## Glasson, Bill (71.75)

Year	1st	2nd	3rd	4th	Total	Finish	Money
1986	73	73	67	76	289	T56	\$985.50
1999	70	68	73	74	285	T62	5,880.00
<b>Total</b>							<b>\$6,865.50</b>

## Gleaton, Todd (74.00)

Year	1st	2nd	3rd	4th	Total	Finish	Money
1995	68	77			145	CUT	
1997	73	78			151	CUT	

## Gleaton, Tom (78.50)

Year	1st	2nd	3rd	4th	Total	Finish	Money
1986	82	75			157	CUT	

## Glenz, David (73.25)

Year	1st	2nd	3rd	4th	Total	Finish	Money
1974	70	74	73	76	293	T43	\$481.88

## Glover, Lucas (71.61)

Year	1st	2nd	3rd	4th	Total	Finish	Money
2007	69	72	71	69	281	T33	\$28,730.00
2008	72	69	70	71	282	T22	53,044.44
2009	73	72			145	CUT	
2011	73	72	70	70	285	T51	15,502.50
2013	77	71			148	CUT	
2014	72	76			148	CUT	
<b>Total</b>							<b>\$97,276.94</b>

## Glover, Randy (71.81)

Year	1st	2nd	3rd	4th	Total	Finish	Money
1964	73	73	73	76	295	T60	
1965	72	73	72	72	289	T38	\$296.43
1966	70	72	71	70	283	T25	725.00
1967	72	72	69	69	282	T18	1,300.00
<b>Total</b>							<b>\$2,321.43</b>

## Goalby, Bob (70.95)

Year	1st	2nd	3rd	4th	Total	Finish	Money
1958	75	73	73	73	294	T60	
1960	73	70	74	72	289	T26	\$395.00
1961	67	70	71	67	275	T1	7,500.00
1962	64	71	73	69	277	T2	3,325.00
1963	71	71	68	70	280	T15	975.00
1964	69	74	72	67	282	T3	2,775.00
1965	71	75	75	69	290	T45	150.00
1966	70	74	72	68	284	T28	637.50
1967	70	68	72	68	278	T8	2,833.33
1968	72	70	73	73	288	T29	650.00
1971	70	71	68	69	278	T8	3,107.50
1972	70	72	71	72	285	T53	238.10
1973	70	76	68	71	285	T20	1,431.00
1975	72	71	74	71	288	T19	1,725.00
<b>Total</b>							<b>\$25,742.43</b>

## Goddard, Irwin (75.25)

Year	1st	2nd	3rd	4th	Total	Finish	Money
1933	81		75		301	T31	

## Goetz, Bob (73.63)

Year	1st	2nd	3rd	4th	Total	Finish	Money
1964	74	72	75	76	297	T65	
1969	71	74	76	71	292	T71	\$133.33
<b>Total</b>							<b>\$133.33</b>

## Gogel, Matt (72.57)

Year	1st	2nd	3rd	4th	Total	Finish	Money
2000	75	73			148	CUT	
2001	71	72			143	CUT	
2002	70	73			143	CUT	
2003	78	70			148	CUT	
2004	70	70	72	77	289	T74	\$9,120.00
2005	74	71			145	CUT	
<b>Total</b>							<b>\$9,120.00</b>

## Goggin, Mathew (72.83)

Year	1st	2nd	3rd	4th	Total	Finish	Money
2000	70	72			142	CUT	
2001	74	72			146	CUT	
2007	71	72	78	74	295	T79	\$9,464.00
2008	73	71	72	74	290	T68	12,586.00
2009	71	72			143	CUT	
2010	78	71			149	CUT	
2012	71	75			146	CUT	
<b>Total</b>							<b>\$22,050.00</b>

## Goggin, Willie (72.34)

Year	1st	2nd	3rd	4th	Total	Finish	Money
1931		79			299	T26	
1932		75			292	T22	
1933		71	78		298	T24	
1934					289	T4	\$440.00
1935	70	71	75	72	288	T4	450.00
1936		72	72		289	T8	137.50
1937	70	73	73	70	286	T12	40.00
1938	65	72	72	70	279	T5	350.00
1939					286	T7	129.25
1940	73	74	77	70	294	T17	
1941	73	72	68	72	285	T5	600.00
1942	70	72	73	73	288	T6	350.00
1944					289	T14	117.50
<b>Total</b>							<b>\$2,614.25</b>

## Goin, Ted (72.50)

Year	1st	2nd	3rd	4th	Total	Finish	Money
1980	73	70	71	76	290	T45	\$732.00

## Goldberg, Aaron (72.00)

Year	1st	2nd	3rd	4th	Total	Finish	Money
2014	71	73			144	CUT	

## Golden, John (73.94)

Year	1st	2nd	3rd	4th	Total	Finish	Money
1926	77	72	69	72	290	T5	\$462.50
1927	76	76	70	75	297	T13	100.00
1929	75	75	78	75	303	T13	
1932		76			293	T27	
<b>Total</b>							<b>\$562.50</b>

# Individual Player Records

## Goldstrand, Joel (70.50)

Year	1st	2nd	3rd	4th	Total	Finish	Money
1972	69	70	74	69	282	T30	\$702.27

## Gomez, Jaime (80.00)

Year	1st	2nd	3rd	4th	Total	Finish	Money
1993	80				80	W/D	

## Gonzalez, Ernie (74.38)

Year	1st	2nd	3rd	4th	Total	Finish	Money
1986	80	77			157	CUT	
1987	76	76			152	CUT	
1988	72	68	74	72	286	T56	\$1,695.00
<b>Total</b>							<b>\$1,695.00</b>

## Gonzalez, Jaime (72.00)

Year	1st	2nd	3rd	4th	Total	Finish	Money
1981	72	72			144	CUT	

## Gonzales, Johnny (73.75)

Year	1st	2nd	3rd	4th	Total	Finish	Money
1994	72	75			147	CUT	
1995	74	74			148	CUT	

## Gooch, Lan (77.00)

Year	1st	2nd	3rd	4th	Total	Finish	Money
1998	75	79			154	CUT	

## Goosen, Retief (71.76)

Year	1st	2nd	3rd	4th	Total	Finish	Money
2007	71	70	72	71	284	T51	\$12,313.60
2008	79	77			156	CUT	
2009	68	71	71	75	285	69	12,726.00
2011	69	71	70	69	279	T12	112,666.67
2012	73	67	72	74	286	T34	31,927.50
2013	71	72	75		218	74	12,672.00
2014	73	69	73	71	286	T65	13,869.00
<b>Total</b>							<b>\$196,174.77</b>

## Gore, Jason (72.13)

Year	1st	2nd	3rd	4th	Total	Finish	Money
2001	69	71	73	71	284	T51	\$8,001.34
2006	73	71			144	CUT	
2007	77				77	W/D	
2008	71	72	71	67	281	T14	96,100.00
2009	69	70	75	75	289	74	12,096.00
2011	76	73			149	CUT	
2012	76	74			150	CUT	
2014	71	69	74	71	285	T59	14,539.00
<b>Total</b>							<b>\$130,736.34</b>

## Gorman, Bryan (76.50)

Year	1st	2nd	3rd	4th	Total	Finish	Money
1996	75	78			153	CUT	

## Gormley, Jim (74.25)

Year	1st	2nd	3rd	4th	Total	Finish	Money
2006	71	75			146	CUT	
2009	79	72			151	CUT	

## Gossett, David (73.20)

Year	1st	2nd	3rd	4th	Total	Finish	Money
2001	74	73			147	CUT	
2002	71	73			144	CUT	
2003	75	70	74	73	292	T65	\$9,315.00
2004	72	77			149	CUT	
<b>Total</b>							<b>\$9,315.00</b>

## Gotsche, Steve (77.00)

Year	1st	2nd	3rd	4th	Total	Finish	Money
1995	72	82			154	CUT	

## Gove, Jeff (72.75)

Year	1st	2nd	3rd	4th	Total	Finish	Money
2002	76	70			146	CUT	
2007	75	70			145	CUT	

## Gove, Mike (75.50)

Year	1st	2nd	3rd	4th	Total	Finish	Money
1980	74	84			158	CUT	
1981	75	70			145	CUT	
1986	76	74			150	CUT	

## Gow, Paul (71.67)

Year	1st	2nd	3rd	4th	Total	Finish	Money
2001	69	70	71	71	281	T25	\$24,862.50
2002	73	76			149	CUT	
<b>Total</b>							<b>\$24,862.50</b>

## Goydos, Paul (71.46)

Year	1st	2nd	3rd	4th	Total	Finish	Money
1993	72	69	74		215	T37	\$4,200.00
1994	69	73	69	73	284	T20	10,428.57
1995	72	76			148	CUT	
1996	74	70	70	73	287	T34	6,060.00
1997	66	74	70	69	279	T9	31,325.00
1998	75	74			149	CUT	
1999	72	73			145	CUT	
2000	68	77			145	CUT	
2001	72	74			146	CUT	
2010	69	72	68	65	274	T5	224,800.00
2011	72	73	68	67	280	T21	70,200.00
2012	77	71			148	CUT	
2014	72	72			144	CUT	
<b>Total</b>							<b>\$347,013.57</b>

## Grady, Wayne (71.38)

Year	1st	2nd	3rd	4th	Total	Finish	Money
1985	69	71	69	75	284	T36	\$1,884.00
1989	71	76			147	CUT	
1991	65	75	69	72	281	T30	6,075.00
1992	71	69	71	68	279	T32	5,414.28
1998	77	74			151	CUT	
<b>Total</b>							<b>\$13,373.28</b>

## Graham, Austin (77.00)

Year	1st	2nd	3rd	4th	Total	Finish	Money
2012	79	75			154	CUT	

## Graham, David (72.32)

Year	1st	2nd	3rd	4th	Total	Finish	Money
1973	69	69	70	71	279	T2	\$9,213.75
1974	75	72	75	73	295	T57	303.75
1976	74	71	72	74	291	T41	647.28
1977	72	74	74	74	294	T59	415.00
1981	71	74			145	CUT	
1985	69	73	70	75	287	T50	974.00
<b>Total</b>							<b>\$11,553.78</b>

## Graham, Lou (71.98)

Year	1st	2nd	3rd	4th	Total	Finish	Money
1965	72	74	71	76	293	T64	
1966	72	68	71	75	286	T35	\$475.00
1967	67	72	67	69	275	T3	5,600.00
1968	72	72	72	74	290	T43	300.00
1972	69	72	71	70	282	T30	702.28
1973	72	72	72	73	289	T40	580.34
1975	72	76	76	69	293	T39	615.00
1978	69	75	73	73	290	T27	1,390.00
1980	72	73	73	69	287	T40	1,025.00
1981	70	71	73	73	287	T59	666.00
1983	70	73			143	CUT	
1984	72	80			152	CUT	
<b>Total</b>							<b>\$11,353.62</b>

## Grant, Jim (72.75)

Year	1st	2nd	3rd	4th	Total	Finish	Money
1969	72	69	76	72	289	T53	\$133.34
1972	72	70	74	77	293	T69	238.09
<b>Total</b>							<b>\$371.43</b>

## Gray, Thomas (71.50)

Year	1st	2nd	3rd	4th	Total	Finish	Money
1983	70	71	75	70	286	T73	\$576.00

## Green, Hubert (72.15)

Year	1st	2nd	3rd	4th	Total	Finish	Money
1971	69	73	73	69	284	T28	\$682.00
1973	79	74			153	CUT	
1976	68	71	72	76	287	T22	1,739.00
1983	70	66	71	74	281	T42	991.71
1984	76	76			152	CUT	
1985	71	71	73	71	286	T46	1,134.00
<b>Total</b>							<b>\$4,546.71</b>



# Individual Player Records

## Green, Jimmy (73.25)

Year	1st	2nd	3rd	4th	Total	Finish	Money
1997	72	75			147	CUT	
2001	73	73			146	CUT	

## Green, Ken (74.18)

Year	1st	2nd	3rd	4th	Total	Finish	Money
1983	69	73	71	73	286	T73	\$576.00
1984	81				81	W/D	
1988	73	75			148	CUT	
1989	73	76			149	CUT	
1994	73	79			152	CUT	
<b>Total</b>							<b>\$576.00</b>

## Green, Nathan (73.00)

Year	1st	2nd	3rd	4th	Total	Finish	Money
2007	73	71			144	CUT	
2008	72	70	70	70	282	T22	\$53,044.44
2009	73	74			147	CUT	
2010	74	78			152	CUT	
2011	76	75			151	CUT	
<b>Total</b>							<b>\$53,044.44</b>

## Greene, Bert (71.13)

Year	1st	2nd	3rd	4th	Total	Finish	Money
1967	72	69	70	73	284	T33	\$534.00
1971	68	73	72	72	285	T38	429.00
<b>Total</b>							<b>\$963.00</b>

## Greenwood, Bobby (71.88)

Year	1st	2nd	3rd	4th	Total	Finish	Money
1971	69	69	66	73	277	T4	\$4,290.00
1975	71	76	76	75	298	T62	281.25
<b>Total</b>							<b>\$4,571.25</b>

## Greer, Brad (74.50)

Year	1st	2nd	3rd	4th	Total	Finish	Money
1987	75	74			149	CUT	

## Greiner, Otto (74.87)

Year	1st	2nd	3rd	4th	Total	Finish	Money
1948					299	T42	
1949	74	73	79	75	301	T44	
1950	71	72	75	74	292	T13	\$345.00
1952	76	78	76	76	306	T48	
<b>Total</b>							<b>\$345.00</b>

## Griffiths, Ed (72.75)

Year	1st	2nd	3rd	4th	Total	Finish	Money
1957	70	74	72	75	291	T39	\$120.00

## Griffiths, Jim (75.00)

Year	1st	2nd	3rd	4th	Total	Finish	Money
1960	73	74	74	79	300	T69	

## Griggs, Larry (74.75)

Year	1st	2nd	3rd	4th	Total	Finish	Money
1966	74	71	77	77	299	T74	

## Grimes, Tony (73.00)

Year	1st	2nd	3rd	4th	Total	Finish	Money
1987	73	73			146	CUT	

## Groh, Gary (73.15)

Year	1st	2nd	3rd	4th	Total	Finish	Money
1973	70	76	74	70	290	T43	\$472.00
1974	72	73	75	73	293	T43	481.87
1976	73	72	74	71	290	T30	1,008.90
1977	75	72	80	71	298	T69	310.00
1978	77	69	74	72	292	T34	1,032.00
<b>Total</b>							<b>\$3,304.77</b>

## Gronberg, Mathias (72.50)

Year	1st	2nd	3rd	4th	Total	Finish	Money
2004	68	69	71	70	278	T24	\$37,140.00
2007	72	75			147	CUT	
2008	79	76			155	CUT	
<b>Total</b>							<b>\$37,140.00</b>

## Grout, Jack (76.00)

Year	1st	2nd	3rd	4th	Total	Finish	Money
1935	77	73	77	77	304	T44	

## Gruber, Al (73.75)

Year	1st	2nd	3rd	4th	Total	Finish	Money
1937	71	77	75	73	296	T44	
1938	73	72	75	74	294	T63	

## Grunewald, Kelly (73.50)

Year	1st	2nd	3rd	4th	Total	Finish	Money
2001	74	73			147	CUT	

## Guest, Charles (72.58)

Year	1st	2nd	3rd	4th	Total	Finish	Money
1927	70	71	74	73	288	T2	\$1,250.00
1933		74	75		288	5	395.50
1937	75	77	73	70	295	T38	
<b>Total</b>							<b>\$1,645.50</b>

## Guldahl, Ralph (73.55)

Year	1st	2nd	3rd	4th	Total	Finish	Money
1931		74			303	T29	
1932		70			286	T6	\$250.00
1934					296	T18	36.00
1935					291	T14	50.00
1936		74	77		293	T17	29.00
1937	70	72	66	71	279	T2	1,250.00
1941					295	T20	
1949	74	75	78	76	303	T50	
1952	76	74	74	78	302	T31	20.00
<b>Total</b>							<b>\$1,635.00</b>

## Gullion, Joey (78.50)

Year	1st	2nd	3rd	4th	Total	Finish	Money
1996	77	80			157	CUT	

## Gump, Scott (72.43)

Year	1st	2nd	3rd	4th	Total	Finish	Money
1991	70	73	75	76	294	T3	\$1,940.00
1993	70	73	72		215	T37	4,200.00
1995	71	77			148	CUT	
1997	70	73	69	75	287	T57	3,094.00
1998	75	74			149	CUT	
1999	70	71	70	73	284	T56	6,244.00
2000	69	70	75	75	289	T69	6,200.00
<b>Total</b>							<b>\$21,678.00</b>

## Gunn, Roger (75.75)

Year	1st	2nd	3rd	4th	Total	Finish	Money
1985	77	72			149	CUT	
1998	77	77			154	CUT	

## Gustin, Chris (83.00)

Year	1st	2nd	3rd	4th	Total	Finish	Money
1994	88	78			166	CUT	

## Gustin, Jon (71.75)

Year	1st	2nd	3rd	4th	Total	Finish	Money
1963	72	71	70	74	287	T64	

## Guthrie, Luke (70.38)

Year	1st	2nd	3rd	4th	Total	Finish	Money
2013	69	71	71	70	281	T21	\$66,000.00
2014	71	69	67	75	282	T40	26,130.00
<b>Total</b>							<b>\$92,130.00</b>

## Haas, Bill (70.19)

Year	1st	2nd	3rd	4th	Total	Finish	Money
2006	71	71	74	69	285	T51	\$11,934.00
2007	71	68	69	71	279	T22	46,874.29
2008	72	71	72	69	284	T36	27,318.75
2009	69	73			142	CUT	
2010	72	75			147	CUT	
2011	67	74	71	67	279	T12	112,666.67
2012	72	68	68	69	277	1	1,188,000.00
2013	70	67	64	73	274	T3	343,200.00
2014	72	67	67	73	279	T23	57,955.00
<b>Total</b>							<b>\$1,787,948.71</b>

## Haas, Fred (72.56)

Year	1st	2nd	3rd	4th	Total	Finish	Money
1955	73	72	71	71	287	T34	\$42.00
1956	70	73	72	69	284	T11	658.00
1957	72	75	72	73	292	T44	42.85
1958	77	69	75	77	298	68	
<b>Total</b>							<b>\$742.85</b>

# Individual Player Records

## Haas, Hunter (71.70)

Year	1st	2nd	3rd	4th	Total	Finish	Money
2001	70	72	68	78	288	T68	\$6,766.00
2011	71	69	70	73	283	T35	28,697.50
2012	72	74			146	CUT	
<b>Total</b>							<b>\$35,463.50</b>

## Haas, Jay (70.70)

Year	1st	2nd	3rd	4th	Total	Finish	Money
1979	74	72	71	70	287	T27	\$1,700.00
1980	70	68	72	72	282	T7	6,291.67
1982	69	69	69	71	278	T7	9,350.00
1983	73	68	72	68	281	T42	991.72
1984	72	69	72	76	289	T14	7,200.00
1985	68	76	68	72	284	T36	1,884.00
1986	73	77			150	CUT	
1988	65	68	69	71	273	T6	26,062.50
1989	68	78			146	CUT	
1990	70	72	63	69	274	T12	21,000.00
1991	71	74			145	CUT	
1992	67	69	69	65	270	T3	58,000.00
1993	70	74	72		216	T45	2,580.00
1994	69	78			147	CUT	
1995	69	70	68	67	274	T7	38,700.00
1996	72	71	72	74	289	T44	3,468.00
1997	72	69	69	72	282	T27	9,730.00
1998	73	70	67	68	278	T10	52,500.00
1999	71	74			145	CUT	
2000	70	67	69	72	278	T12	58,900.00
2001	70	71	72	73	286	T63	7,208.00
2002	71	71	73	73	288	T74	6,956.00
2003	73	69	74	71	287	T42	14,875.71
2004	71	66	70	73	280	T39	19,680.00
2005	72	70			142	T58	9,936.00
<b>Total</b>							<b>\$357,013.60</b>

## Haas, Jerry (71.50)

Year	1st	2nd	3rd	4th	Total	Finish	Money
1990	72	73			145	CUT	
1991	72	75			147	CUT	
1995	71	70	71	68	280	T25	\$8,406.00
<b>Total</b>							<b>\$8,406.00</b>

## Hadley, Chesson (72.00)

Year	1st	2nd	3rd	4th	Total	Finish	Money
2014	75	69			144	CUT	

## Hadlock, Mike (72.00)

Year	1st	2nd	3rd	4th	Total	Finish	Money
1969	72	69	76	71	288	T47	\$220.00

## Hagen, Walter (73.81)

Year	1st	2nd	3rd	4th	Total	Finish	Money
1929	77	74	79	76	306	T16	
1931		74			291	T9	
1932		71			288	T11	
1935	74	76	70	76	296	T25	\$6.00
<b>Total</b>							<b>\$6.00</b>

## Hager, Joe (72.75)

Year	1st	2nd	3rd	4th	Total	Finish	Money
1979	70	72	71	78	291	T47	\$627.77

## Hahn, James (71.13)

Year	1st	2nd	3rd	4th	Total	Finish	Money
2013	67	74	75	73	289	T61	\$13,992.00
2014	71	72	65	72	280	T29	42,600.83
<b>Total</b>							<b>\$56,592.83</b>

## Hallberg, Gary (72.03)

Year	1st	2nd	3rd	4th	Total	Finish	Money
1982	73	71	70	75	289	T58	\$666.00
1983	66	72	71	74	283	T56	672.00
1984	81	73			154	CUT	
1985	70	76			146	CUT	
1986	75	72			147	CUT	
1987	74	71	73	73	291	T68	1,212.00
1989	71	69	71	73	284	T25	7,471.43
1990	73	76			149	CUT	
1991	68	72	68	73	281	T30	6,075.00
1992	70	70	70	68	278	T27	7,100.00
1994	71	74	72	74	291	T57	2,230.00
<b>Total</b>							<b>\$25,426.43</b>

## Halldorson, Dan (72.92)

Year	1st	2nd	3rd	4th	Total	Finish	Money
1979	75	71	71	72	289	T38	\$1,050.00
1980	74	70	72	67	283	T16	3,875.00
1981	77				77	W/D	
1982	76	74			150	CUT	
1983	73	71			144	CUT	
1984	70	80	74	76	300	T64	832.00
1985	70	74	71	70	285	T41	1,480.00
1991	76	68			144	CUT	
1992	72	74			146	CUT	
1993	78				78	W/D	
<b>Total</b>							<b>\$7,237.00</b>

## Hallet, Jim (71.53)

Year	1st	2nd	3rd	4th	Total	Finish	Money
1988	72	70	76	70	288	T65	\$1,567.50
1989	72	70	70	70	282	T16	14,500.00
1990	73	76			149	CUT	
1991	73	71			144	CUT	
1992	70	71	71	70	282	T58	2,210.00
1993	71	71	72		214	T31	5,800.00
<b>Total</b>							<b>\$24,077.50</b>

## Hambrick, Archie (72.75)

Year	1st	2nd	3rd	4th	Total	Finish	Money
1932		69			291	T17	

## Hamilton, Bob (73.25)

Year	1st	2nd	3rd	4th	Total	Finish	Money
1944					290	T16	
1947					295	T18	\$138.33
1948					294	T8	
1949	74	70	74	81	299	T32	
1950	71	73	71	72	287	T6	900.00
<b>Total</b>							<b>\$1,038.33</b>

## Hamilton, Todd (73.13)

Year	1st	2nd	3rd	4th	Total	Finish	Money
2006	71	73			144	CUT	
2007	74	72			146	CUT	
2008	77	76			153	CUT	
2009	67	75			142	CUT	

## Hammer, Laurie (72.50)

Year	1st	2nd	3rd	4th	Total	Finish	Money
1968	71	71	73	76	291	T47	\$143.34
1969	71	74	73	71	289	T53	133.34
<b>Total</b>							<b>\$276.68</b>

## Hammond, Donnie (70.06)

Year	1st	2nd	3rd	4th	Total	Finish	Money
1983	71	69	69	70	279	T30	\$1,743.75
1985	71	70	73	68	282	T28	2,780.00
1986	72	73	69	70	284	T20	5,058.00
1987	70	72	67	69	278	T8	18,600.00
1988	66	68	73	67	274	T8	22,500.00
1989	68	73	68	71	280	T9	25,000.00
1990	70	65	70	74	279	T32	5,533.33
1991	71	68	67	71	277	T12	19,600.00
1992	74	69			143	CUT	
1993	69	69	71		209	T2	66,000.00
1994	69	74	72	68	283	T15	16,000.00
1995	68	73	70	69	280	T25	8,406.00
1997	74	69	71	71	285	T45	4,004.00
<b>Total</b>							<b>\$195,225.08</b>

## Hampton, Harry (75.25)

Year	1st	2nd	3rd	4th	Total	Finish	Money
1937	77	76	72	76	301	T67	

## Hancock, Phillip (72.21)

Year	1st	2nd	3rd	4th	Total	Finish	Money
1978	72	75	76	71	294	T44	\$700.00
1979	70	71	73	74	288	T34	1,318.75
1980	71	70	70	72	283	T16	3,875.00
1983	70	72	71	68	281	T42	991.71
1984	74	76	71	74	295	T42	1,228.80
1985	72	71	71	78	292	T62	852.00
<b>Total</b>							<b>\$8,966.26</b>

# Individual Player Records

## Hansen, Anders (73.50)

Year	1st	2nd	3rd	4th	Total	Finish	Money
2007	72	75			147	CUT	

## Hansen, Soren (70.00)

Year	1st	2nd	3rd	4th	Total	Finish	Money
2009	70	69	72	69	280	T41	\$20,386.80

## Hanson, Peter (74.00)

Year	1st	2nd	3rd	4th	Total	Finish	Money
2013	69	73	80		222	78	\$12,144.00

## Harbert, Chick (72.09)

Year	1st	2nd	3rd	4th	Total	Finish	Money
1942	73	73	69	70	285	T3	\$900.00
1947					293	T11	303.33
1948					292	T22	
1949	72	74	75	72	293	14	320.00
1954	72	68	73	69	282	T2	2,050.00
1955	74	70	69	73	286	T28	145.00
1958	70	73	72	70	285	T18	485.00
1960	72	75	70	74	291	T34	153.63
<b>Total</b>							<b>\$4,356.96</b>

## Harden, Jack (73.87)

Year	1st	2nd	3rd	4th	Total	Finish	Money
1948					295	T29	
1950	73	72	78	73	296	T21	\$135.00
1951	76	78	73	72	299	T34	
1952	76	74	75	79	304	T43	
1954	70	74	69	75	288	T27	91.42
1955	73	70	72	76	291	T54	
<b>Total</b>							<b>\$226.42</b>

## Hardy, Jim (70.25)

Year	1st	2nd	3rd	4th	Total	Finish	Money
1972	69	70	72	70	281	T23	\$1,012.86

## Harman, Brian (69.88)

Year	1st	2nd	3rd	4th	Total	Finish	Money
2013	76	67	70	74	287	T51	\$15,444.00
2014	67	69	68	68	272	T3	388,600.00
<b>Total</b>							<b>\$404,044.00</b>

## Harmon, Claude

Year	1st	2nd	3rd	4th	Total	Finish	Money
1945					292	T14	\$231.00

## Harney, Paul (71.14)

Year	1st	2nd	3rd	4th	Total	Finish	Money
1955	74	70	73	71	288	T40	
1956	70	74	71	71	286	T18	\$381.11
1957	73	72	74	77	296	59	
1958	71	71	72	70	284	T13	624.00
1959	71	69	74	69	283	T5	1,533.34
1960	73	71	73	75	292	T45	22.22
1961	68	68	71	72	279	T4	2,133.33
1964	71	72	66	71	280	1	7,500.00
1965	68	71	68	69	276	1	12,000.00
1966	71	71	67	67	276	T2	5,250.00
1967	69	74	71	71	285	T43	257.50
1968	70	71	73	76	290	T43	300.00
1970	69	66	72	75	282	T24	742.22
1971	73	68	74	68	283	T23	928.40
1972	71	69	71	68	279	T12	2,142.86
1973	71	73	75	75	294	T60	270.00
<b>Total</b>							<b>\$34,084.98</b>

## Harper, Chandler (72.93)

Year	1st	2nd	3rd	4th	Total	Finish	Money
1938	71	75	73	73	292	T53	
1942	74	72	73	69	288	T6	\$350.00
1946					290	T3	1,111.11
1951	75	71	78		224	W/D	
<b>Total</b>							<b>\$1,461.11</b>

## Harrington, Dennis (71.50)

Year	1st	2nd	3rd	4th	Total	Finish	Money
1990	74	68	74	70	286	T67	\$2,040.00

## Harrington, Pdraig (71.13)

Year	1st	2nd	3rd	4th	Total	Finish	Money
2007	63	68	70	73	274	7	\$174,200.00
2008	69	69	71	68	277	T3	359,600.00
2009	72	72			144	CUT	
2010	72	73			145	CUT	
2011	68	71	75	72	286	T55	14,560.00
2012	74	70	74	70	288	T44	20,512.80
2013	77	71			148	CUT	
2014	75	70			145	CUT	
<b>Total</b>							<b>\$568,872.80</b>

## Harrington, Scott (71.50)

Year	1st	2nd	3rd	4th	Total	Finish	Money
2013	73	71	68	74	286	T46	\$18,295.20

## Harris, Bob (72.45)

Year	1st	2nd	3rd	4th	Total	Finish	Money
1953	74	76	70	76	296	T22	\$217.50
1954	72	73	74	68	287	T18	230.56
1955	76	70	71	69	286	T28	145.00
1958	75	71	71	73	290	T36	166.66
1961	75	73	68	74	290	T54	
<b>Total</b>							<b>\$759.72</b>

## Harrison, Bob (71.88)

Year	1st	2nd	3rd	4th	Total	Finish	Money
1963	72	68	73	74	287	T64	
1964	70	75	72	71	288	T23	\$650.00
<b>Total</b>							<b>\$650.00</b>

## Harris, Cecil (74.30)

Year	1st	2nd	3rd	4th	Total	Finish	Money
1951	80	74	73	78	305	T51	
1952	73	78	78	78	307	T50	
1955	74	71	74	77	296	T67	
1956	67	71	74	74	286	T18	\$381.11
1957	74	71	73	74	292	T44	42.85
<b>Total</b>							<b>\$423.96</b>

## Harrison, E. (78.20)

Year	1st	2nd	3rd	4th	Total	Finish	Money
1937	73	73	76	75	297	T50	
1938	73	70	71	74	288	T31	\$5.55
1939	72	66	72	74	284	4	550.00
1940	68	72	76	74	290	T6	218.00
1941	74	74	71	73	292	T13	45.00
1942	72	76	75	72	295	T25	
1945					291	T12	320.00
1946					291	T6	650.00
1948	75	71	69	71	286	T6	550.00
1949	69	71	76	71	287	2	1,900.00
1950	74	73	73	77	297	T23	82.50
1951	71	75	80	73	299	T34	
1952	72	73	70	74	289	3	1,600.00
1953	74	72	75	71	292	T9	625.00
1954	72	69	73	70	284	T9	675.00
1955	71	73	74	71	289	T47	
1956	69	69	70	73	281	T5	1,400.00
1957	73	68	73	74	288	T23	317.50
1958	68	70	71	69	278	2	3,750.00
1959	72	69	72	76	289	T26	375.00
1960	72	73	74	76	295	T58	
1961	68	73	71	70	282	T14	900.00
1962	75	71	67	70	283	T18	825.00
1963	69	67	73	70	279	T9	1,358.33
1966	73	73	72	77	295	T69	
1967	71	73	70	72	286	T51	
<b>Total</b>							<b>\$16,146.88</b>

## Harris, Labron (72.53)

Year	1st	2nd	3rd	4th	Total	Finish	Money
1971	73	70	74	75	292	T64	\$220.00
1972	73	68	72	70	283	T41	417.86
1973	73	74	71	73	291	T48	355.20
1974	74	71	77		222	W/D	
<b>Total</b>							<b>\$993.06</b>

# Individual Player Records

## Hart, Dick (72.10)

Year	1st	2nd	3rd	4th	Total	Finish	Money
1962	73	71	71	70	285	T23	\$446.67
1963	70	73	73	69	285	T47	50.00
1964	73	68	75	76	292	T45	
1966	72	75	72	73	292	T59	
1967	73	72	72	71	288	T61	
<b>Total</b>							<b>\$496.67</b>

## Hart, Dudley (72.71)

Year	1st	2nd	3rd	4th	Total	Finish	Money
1991	72	66	74	74	286	T60	\$2,180.00
1994	72	83			155	W/D	
1995	73	68	69	73	283	T46	3,264.00
2001	72	73			145	CUT	
2006	78	71			149	CUT	
<b>Total</b>							<b>\$5,444.00</b>

## Hart, Jack

Year	1st	2nd	3rd	4th	Total	Finish	Money
1926					295	T16	\$100.00

## Hart, Jeff (71.21)

Year	1st	2nd	3rd	4th	Total	Finish	Money
1990	68	70	71	71	280	T38	\$4,000.00
1996	70	73	73	73	289	T44	3,468.00
1997	71	71	73	67	282	T27	9,730.00
2001	72	74			146	CUT	
<b>Total</b>							<b>\$17,198.00</b>

## Hart, Steve (72.50)

Year	1st	2nd	3rd	4th	Total	Finish	Money
1990	73	70			143	CUT	
1992	72	75			147	CUT	

## Harvey, Chris (78.50)

Year	1st	2nd	3rd	4th	Total	Finish	Money
1990	79	78			157	CUT	

## Haskins, Steve (73.50)

Year	1st	2nd	3rd	4th	Total	Finish	Money
1989	69	78			147	CUT	

## Hatalsky, Morris (71.33)

Year	1st	2nd	3rd	4th	Total	Finish	Money
1982	68	76	69	71	284	T36	\$1,352.15
1983	72	69	68	73	282	T49	726.86
1985	69	70	71	72	282	T28	2,780.00
1986	76	68	70	71	285	T25	3,290.63
1987	73	72	73	75	293	T71	1,182.00
1988	70	69	69	73	281	T30	4,457.15
1989	71	75			146	CUT	
1992	71	68	75	73	287	T71	1,960.00
<b>Total</b>							<b>\$15,748.79</b>

## Hathaway, Scott (77.00)

Year	1st	2nd	3rd	4th	Total	Finish	Money
1991	78	76			154	CUT	

## Hawkins, Fred (72.21)

Year	1st	2nd	3rd	4th	Total	Finish	Money
1950	77	72	73	73	295	T19	\$160.00
1951	75	74	78	72	299	T34	
1952	78	77	71	73	299	T20	195.00
1954	72	66	73	72	283	T4	1,075.00
1956	69	71	73	78	291	T44	
1957	71	73	68	72	284	T9	891.66
1958	77	68	75	75	295	T61	
1959	70	77	72	74	293	T49	
1960	71	72	71	71	285	T7	1,400.00
1961	75	69	72	72	288	T49	110.00
1962	68	70	68	71	277	T2	3,325.00
1963	72	72	66	69	279	T9	1,358.33
1965	71	74	74	68	287	T24	627.78
<b>Total</b>							<b>\$9,142.77</b>

## Hayes, Dale (71.63)

Year	1st	2nd	3rd	4th	Total	Finish	Money
1976	69	75	73	73	290	T30	\$1,008.91
1977	71	71	69	72	283	T12	4,000.00
<b>Total</b>							<b>\$5,008.91</b>

## Hayes, J.P. (72.58)

Year	1st	2nd	3rd	4th	Total	Finish	Money
1992	73	73			146	CUT	
1995	71	71	72	75	289	T71	\$2,328.00
1997	71	70	72	76	289	T67	2,842.00
1998	71	81			152	CUT	
1999	70	70	69	72	281	T35	12,646.67
2000	64	70	72	71	277	T10	80,600.00
2001	69	72	72	71	284	T51	8,001.33
2002	74	67	72	73	286	T68	7,511.00
2003	77	78			155	CUT	
2007	79	71			150	CUT	
2008	79	75			154	CUT	
2011	71	79			150	CUT	
<b>Total</b>							<b>\$113,929.00</b>

## Hayes, Mark (72.75)

Year	1st	2nd	3rd	4th	Total	Finish	Money
1974	72	70	73	80	295	T57	\$303.75
1975	68	75	76	71	290	T25	1,155.00
1976	72	73	72	75	292	T48	457.43
1980	78	75			153	CUT	
1981	75	68	70	72	285	T51	723.60
1982	72	71	71	72	286	T50	738.00
1983	74	75			149	CUT	
1984	75	77			152	CUT	
1985	70	75			145	CUT	
1987	76	74			150	CUT	
1988	67	70	69	72	278	T15	13,125.00
1990	76	68			144	CUT	
<b>Total</b>							<b>\$16,502.78</b>

## Hayes, Ted (71.00)

Year	1st	2nd	3rd	4th	Total	Finish	Money
1972	72	71	69	72	284	T48	\$260.24

## Headings, Don (71.00)

Year	1st	2nd	3rd	4th	Total	Finish	Money
1967	70	72	71	71	284	T33	\$534.00

## Heafner, Clayton (72.45)

Year	1st	2nd	3rd	4th	Total	Finish	Money
1939	73	71	73	73	290	T14	\$33.00
1940	71	68	73	71	283	2	900.00
1941	73	67	74	70	284	T3	1,000.00
1942	74	73	72	78	297	T29	
1949	73	71	73	78	295	T15	236.66
<b>Total</b>							<b>\$2,169.66</b>

## Heafner, Vance (72.44)

Year	1st	2nd	3rd	4th	Total	Finish	Money
1981	72	74			146	CUT	
1982	68	68	71	71	278	T7	\$9,350.00
1983	70	70			140	W/D	
1984	77	75			152	CUT	
1985	74	72			146	CUT	
1987	73	77			150	CUT	
1988	74	73			147	CUT	
<b>Total</b>							<b>\$9,350.00</b>

## Heard, Jerry (72.94)

Year	1st	2nd	3rd	4th	Total	Finish	Money
1969	73	72	78	70	293	T74	\$133.33
1972	73	68	74	70	285	T53	238.10
1973	72	73	71	73	289	T40	580.33
1974	75	68	72	73	288	T20	1,662.00
1975	74	74	73	77	298	T62	281.25
1976	71	73	71	71	286	T18	2,312.50
1977	73	71	76	77	297	T68	330.00
1981	77	73			150	CUT	
1982	77	71			148	CUT	
<b>Total</b>							<b>\$5,537.51</b>

## Hearn, David (72.83)

Year	1st	2nd	3rd	4th	Total	Finish	Money
2012	70	73	74	71	288	T44	\$20,512.80
2013	74	75			149	CUT	
<b>Total</b>							<b>\$20,512.80</b>

# Individual Player Records

## Heath, Skeeter (74.33)

Year	1st	2nd	3rd	4th	Total	Finish	Money
1980	74	79			153	CUT	
1985	73	69	76	75	293	T66	\$828.00
<b>Total</b>							<b>\$828.00</b>

## Hebert, Jay (71.93)

Year	1st	2nd	3rd	4th	Total	Finish	Money
1952	74	79	76	75	304	T43	
1953	71	69	78	80	298	T35	\$85.00
1955	70	70	67	76	283	T12	600.00
1957	70	72	72	67	281	2	3,750.00
1958	70	72	75	69	286	T22	360.00
1959	73	73	73	73	292	T42	15.72
1960	72	70	70	71	283	T2	2,633.33
1961	73	68	72	70	283	T21	625.00
1962	73	70	68	74	285	T23	446.66
1963	69	73	72	69	283	T30	270.00
1964	74	70	67	76	287	T15	843.75
<b>Total</b>							<b>\$9,629.46</b>

## Hebert, Lionel (72.08)

Year	1st	2nd	3rd	4th	Total	Finish	Money
1953	79	72	75	73	299	T43	\$12.50
1955	71	74	68	68	281	7	1,000.00
1956	67	74	73	71	285	T16	535.00
1958	76	73	71	76	296	T63	
1961	68	70	70	72	280	T7	1,500.00
1962	68	71	68	77	284	T20	700.00
1963	72	68	72	74	286	T58	
1964	72	75	72	71	290	T35	337.00
1966	72	75	70	74	291	58	
1968	75	71	71	71	288	T29	650.00
1972	71	70	72	70	283	T41	417.86
1974	72	74	74	77	297	T68	236.25
<b>Total</b>							<b>\$5,388.61</b>

## Heeny, Stephen (78.00)

Year	1st	2nd	3rd	4th	Total	Finish	Money
1995	82	74			156	CUT	

## Heinen, Mike (71.63)

Year	1st	2nd	3rd	4th	Total	Finish	Money
1995	70	72	71	67	280	T25	\$8,406.00
1996	72	72	71	78	293	T64	2,508.00
<b>Total</b>							<b>\$10,914.00</b>

## Heintz, Bob (72.50)

Year	1st	2nd	3rd	4th	Total	Finish	Money
2000	75	70			145	CUT	

## Heintzelman, Webb (73.00)

Year	1st	2nd	3rd	4th	Total	Finish	Money
1989	69	74	74	71	288	T50	\$2,377.14
1990	74	76			150	CUT	
<b>Total</b>							<b>\$2,377.14</b>

## Heiser, Harold (73.25)

Year	1st	2nd	3rd	4th	Total	Finish	Money
1937	73	73	71	76	293	T32	\$25.00

## Hendrix, Matt (75.00)

Year	1st	2nd	3rd	4th	Total	Finish	Money
2007	76	74			150	CUT	

## Henke, Nolan (71.50)

Year	1st	2nd	3rd	4th	Total	Finish	Money
1990	69	70	75	68	282	T52	\$2,345.00
1994	67	73	74	74	288	T46	3,000.00
1999	72	72			144	CUT	
2000	73	71			144	CUT	
<b>Total</b>							<b>\$5,345.00</b>

## Henley, Russell (72.75)

Year	1st	2nd	3rd	4th	Total	Finish	Money
2013	72	75			147	CUT	
2014	78	66			144	CUT	

## Henninger, Brian (73.55)

Year	1st	2nd	3rd	4th	Total	Finish	Money
1993	71	73	75		219	T74	\$1,910.00
1996	77	72			149	CUT	
1997	71	74			145	CUT	
2000	74	68			142	CUT	
2001	78	76			154	CUT	
<b>Total</b>							<b>\$1,910.00</b>

## Henning, Harold (69.00)

Year	1st	2nd	3rd	4th	Total	Finish	Money
1969	74	68	66	68	276	2	\$11,400.00

## Henrick, John (77.00)

Year	1st	2nd	3rd	4th	Total	Finish	Money
1991	77	77			154	CUT	

## Henry, Bunky (73.38)

Year	1st	2nd	3rd	4th	Total	Finish	Money
1970					144	CUT	
1972	74	68	78	74	294	71	\$238.09
1981	75	74			149	CUT	
<b>Total</b>							<b>\$238.09</b>

## Henry, J.J. (70.85)

Year	1st	2nd	3rd	4th	Total	Finish	Money
2001	73	71			144	CUT	
2002	69	67	71	69	276	T15	\$61,050.00
2003	72	73	73	78	296	72	8,820.00
2004	71	69	65	69	274	T7	149,600.00
2005	72	67			139	T29	29,220.00
2006	71	69	72	68	280	T23	42,985.72
2007	70	71	70	68	279	T22	46,874.29
2008	76	70			146	CUT	
2009	74	69			143	CUT	
2010	70	73	71	72	286	T61	13,568.00
2011	69	74	69	66	278	T9	175,500.00
2012	74	73			147	CUT	
2013	72	69	76	72	289	T61	13,992.00
2014	70	69	71	72	282	T40	26,130.00
<b>Total</b>							<b>\$567,740.01</b>

## Hensby, Mark (72.80)

Year	1st	2nd	3rd	4th	Total	Finish	Money
2001	72	72			144	CUT	
2006	74	67	69	78	288	T68	\$10,251.00
2007	73	76			149	CUT	
2008	74	73			147	CUT	
<b>Total</b>							<b>\$10,251.00</b>

## Hepler, Denny (72.50)

Year	1st	2nd	3rd	4th	Total	Finish	Money
1986	70	73	74	73	290	T66	\$927.00

## Herron, Tim (72.00)

Year	1st	2nd	3rd	4th	Total	Finish	Money
1996	74	70	71	77	292	T60	\$2,604.00
1999	72	68	67	71	278	T15	40,670.00
2000	70	76			146	CUT	
2002	74	75			149	CUT	
2004	69	64	73	73	279	T32	25,988.57
2006	71	74			145	CUT	
2009	73	78			151	CUT	
2013	68	74	70	76	288	T58	14,652.00
<b>Total</b>							<b>\$83,914.57</b>

## Heyn, Scott (74.00)

Year	1st	2nd	3rd	4th	Total	Finish	Money
2004	73	75			148	CUT	

## Hicks, Justin (73.50)

Year	1st	2nd	3rd	4th	Total	Finish	Money
2014	74	73			147	CUT	

## Higashi, Satoshi (74.00)

Year	1st	2nd	3rd	4th	Total	Finish	Money
1991	75	72			147	CUT	
1995	74	75			149	CUT	

# Individual Player Records

## Higgins, Jr, Doug (72.50)

Year	1st	2nd	3rd	4th	Total	Finish	Money
1955	75	70	71	79	295	66	
1957	68	71	71	75	285	T15	\$605.00
<b>Total</b>							<b>\$605.00</b>

## Hill, Bob (72.75)

Year	1st	2nd	3rd	4th	Total	Finish	Money
1958	72	70	74	75	291	T39	\$112.50

## Hill, Dave (70.94)

Year	1st	2nd	3rd	4th	Total	Finish	Money
1961	74	72	69	66	281	T12	\$1,150.00
1962	72	71	75	73	291	T53	
1966	73	71	68	68	280	T8	2,050.00
1967	67	72	71	75	285	T43	257.50
1968	70	70	71	70	281	7	3,400.00
1969	66	73	69	70	278	5	4,100.00
1970	66	71	70	70	277	T3	5,900.00
1971	73	75			148	CUT	
1972	70	67	67	66	270	T2	11,575.00
1973	73	68	69	69	279	T2	9,213.75
1974	72	66	73	73	284	T9	4,237.50
1976	71	66	72	81	290	T30	1,008.90
1978	74	75	77		226	W/D	
1980	72	71	73	74	290	T45	732.00
<b>Total</b>							<b>\$43,624.65</b>

## Hill, Guy (70.75)

Year	1st	2nd	3rd	4th	Total	Finish	Money
1998	71	74	67	71	283	T24	\$17,430.00

## Hill, Jason (74.00)

Year	1st	2nd	3rd	4th	Total	Finish	Money
2002	75	73			148	CUT	

## Hill, Mike (72.75)

Year	1st	2nd	3rd	4th	Total	Finish	Money
1975	75	71	71	74	291	T31	\$952.50

## Hill, Ray (74.43)

Year	1st	2nd	3rd	4th	Total	Finish	Money
1942	75	71	73	74	293	T17	\$32.50
1950	75	73	80		228	W/D	
<b>Total</b>							<b>\$32.50</b>

## Hinds, Ron (78.00)

Year	1st	2nd	3rd	4th	Total	Finish	Money
1994	75	81			156	CUT	

## Hines, Jimmy (73.17)

Year	1st	2nd	3rd	4th	Total	Finish	Money
1935	70	80	75	73	298	31	
1936		69	74		280	1	\$1,500.00
1937	70	73	72	73	288	T16	25.00
1938	71	69	68	76	284	T14	40.00
1940	68	75	74	72	289	T4	500.00
1944					285	T7	387.00
1946					297	T22	44.44
1947					294	T16	205.00
1948					296	T34	
1949	71	73	79	75	298	T29	
1950	77	74	73	75	299	T31	
1951	72	73	81	73	299	T34	
1952	74	75	75	74	298	T15	230.00
<b>Total</b>							<b>\$2,931.44</b>

## Hinkle, Lon (71.86)

Year	1st	2nd	3rd	4th	Total	Finish	Money
1977	69	73	72	72	286	T21	\$1,805.71
1979	67	69	71	70	277	2	27,000.00
1980	81	69			150	CUT	
1981	73	76			149	CUT	
1983	70	70	65	73	278	T24	2,430.00
1984	74	81			155	CUT	
1985	71	81			152	CUT	
1989	70	75	74	69	288	T50	2,377.14
1990	69	72	67	69	277	T25	7,633.34
<b>Total</b>							<b>\$41,246.19</b>

## Hinson, Larry (72.13)

Year	1st	2nd	3rd	4th	Total	Finish	Money
1970	68	70	72	72	282	T24	\$742.23
1971	76	73			149	CUT	
1972	72	74			146	CUT	
<b>Total</b>							<b>\$742.23</b>

## Hiratsuka, Tetsuji (72.75)

Year	1st	2nd	3rd	4th	Total	Finish	Money
2004	76	72			148	CUT	
2005	72	71			143	CUT	

## Hiskey, Babe (71.82)

Year	1st	2nd	3rd	4th	Total	Finish	Money
1965	68	72	76	74	290	T45	\$150.00
1967	72	67	74	73	286	T51	
1970	70	72	69	70	281	T19	1,108.00
1971	72	72	72	74	290	T59	220.00
1972	74	72			146	CUT	
1973	71	72	76	68	287	T27	978.75
<b>Total</b>							<b>\$2,456.75</b>

## Hixon, Frank (74.58)

Year	1st	2nd	3rd	4th	Total	Finish	Money
1937	75	78	76	77	306	77	
1938	72	71	75	77	295	T65	
1942	74	76	71	73	294	24	

## Hjerstedt, Gabriel (74.00)

Year	1st	2nd	3rd	4th	Total	Finish	Money
1997	74	73			147	CUT	
1998	82	72			154	CUT	
1999	72	73			145	CUT	
2000	72	74			146	CUT	

## Hnatiuk, Glen (71.93)

Year	1st	2nd	3rd	4th	Total	Finish	Money
1998	73	77			150	CUT	
2000	71	72			143	CUT	
2002	69	72	69	68	278	T23	\$32,005.00
2003	69	74	72	75	290	T55	10,215.00
2004	72	74			146	CUT	
<b>Total</b>							<b>\$42,220.00</b>

## Hoch, Scott (70.68)

Year	1st	2nd	3rd	4th	Total	Finish	Money
1983	72	74			146	CUT	
1985	72	77			149	CUT	
1987	69	69	72	70	280	T10	\$12,857.14
1988	70	70	73	72	285	T46	2,002.50
1989	74	69	72	74	289	T57	2,240.00
1994	69	73	72	70	284	T20	10,428.58
1995	70	69	69	71	279	T23	12,000.00
1997	65	71	71	69	276	3	95,200.00
1998	67	71	68	71	277	T6	67,987.50
1999	71	69	68	66	274	T7	90,300.00
2000	67	70	69	74	280	T25	23,663.33
2001	70	74			144	CUT	
2002	68	72	70	72	282	T50	8,924.40
2003	74	71	73	71	289	T51	10,732.50
<b>Total</b>							<b>\$336,335.95</b>

## Hoffman, Charley (71.36)

Year	1st	2nd	3rd	4th	Total	Finish	Money
2007	69	72	75	73	289	T69	\$10,296.00
2008	77	71			148	CUT	
2009	68	72	70	68	278	T30	35,840.00
2010	68	71	70	72	281	T37	26,880.00
2011	71	74	68	73	286	T55	14,560.00
2012	76	74			150	CUT	
2013	73	70	72	75	290	T68	13,332.00
2014	67	71	68	70	276	T12	127,300.00
<b>Total</b>							<b>\$228,208.00</b>

# Individual Player Records

## Hoffmann, Morgan (73.00)

Year	1st	2nd	3rd	4th	Total	Finish	Money
2014	70	76			146	CUT	

## Hogan, Ben (71.41)

Year	1st	2nd	3rd	4th	Total	Finish	Money
1932					291	T17	
1938	72	70	74	76	292	T53	
1939	74	69	72	71	286	T7	\$129.25
1940	71	69	75	76	291	T11	75.00
1941	75	69	70	70	284	T3	1,000.00
1942	70	70	72	70	282	1	3,500.00
1946					289	2	1,866.67
1947	70	66	72	72	280	1	2,000.00
1948	68	70	70	67	275	1	2,000.00
1949	74	72	76	70	292	T11	423.33
1950	73	69	69	69	280	2	1,900.00
<b>Total</b>							<b>\$12,894.25</b>

## Holland, Mike (74.00)

Year	1st	2nd	3rd	4th	Total	Finish	Money
1981	73	71			144	CUT	
1982	75	73			148	CUT	
1983	74	71			145	CUT	
1984	75	74	76	73	298	T54	\$908.00
1985	79	74			153	CUT	
<b>Total</b>							<b>\$908.00</b>

## Holmes, J.B. (69.87)

Year	1st	2nd	3rd	4th	Total	Finish	Money
2006	71	72	69	73	285	T51	\$11,934.00
2008	74	66	69	70	279	T7	186,775.00
2009	73	67	64	68	272	T6	203,962.50
2010	68	69	67	67	271	T3	371,200.00
2011	67	69	72	71	279	T12	112,666.66
2012	67	73	70	70	280	T8	191,400.00
2013	71	75			146	CUT	
2014	67	71	75	71	284	T52	15,467.43
<b>Total</b>							<b>\$1,093,405.59</b>

## Holmes, Steve (79.00)

Year	1st	2nd	3rd	4th	Total	Finish	Money
2014	83	75			158	CUT	

## Holscher, Bud (72.27)

Year	1st	2nd	3rd	4th	Total	Finish	Money
1951	72	71	76	78	297	T25	
1952	72	78	76	78	304	T43	
1953	72	78	72	72	294	T13	
1954	72	71	69	71	283	T4	\$1,075.00
1955	71	73	74	71	289	T47	
1956	70	70	74	72	286	T18	381.11
1957	72	71	73	68	284	T9	891.66
1961	71	74	69	72	286	T34	177.50
1962	68	75	74	67	284	T20	700.00
1963	72	67	68	73	280	T15	975.00
1965	76	71	69	72	288	T33	425.00
1966	75	72	72	75	294	T64	
<b>Total</b>							<b>\$4,625.27</b>

## Holt, Marshall (73.25)

Year	1st	2nd	3rd	4th	Total	Finish	Money
1954	76	68	72	77	293	T55	

## Holtby, Paul (75.75)

Year	1st	2nd	3rd	4th	Total	Finish	Money
2004	74	73			147	CUT	
2005	77	79			156	CUT	

## Homa, Max (72.50)

Year	1st	2nd	3rd	4th	Total	Finish	Money
2014	73	72			145	CUT	

## Homa, Mike (74.00)

Year	1st	2nd	3rd	4th	Total	Finish	Money
1951	76	75	75	74	300	T40	
1952	76	74	79	77	306	T48	
1953	75	76	71	76	298	T35	\$85.00
1954	76	73	71	73	293	T55	
1957	75	70	71	73	289	T31	220.00
1959	73	70	70	76	289	T26	375.00
1960	72	76	72	77	297	66	
<b>Total</b>							<b>\$680.00</b>

## Hooper, Herb (70.25)

Year	1st	2nd	3rd	4th	Total	Finish	Money
1972	70	70	69	72	281	T23	\$1,012.85

## Horgan III, P.H. (72.00)

Year	1st	2nd	3rd	4th	Total	Finish	Money
1992	77	66			143	CUT	
1997	74	72			146	CUT	
1998	68	78	72	69	287	T43	\$6,258.00
<b>Total</b>							<b>\$6,258.00</b>

## Horne, John (74.50)

Year	1st	2nd	3rd	4th	Total	Finish	Money
1987	72	77			149	CUT	

## Horne, Stanley (74.50)

Year	1st	2nd	3rd	4th	Total	Finish	Money
1940	71	74	75	78	298	T22	

## Hosokawa, Kazuhiko (73.25)

Year	1st	2nd	3rd	4th	Total	Finish	Money
1998	73	76			149	CUT	
1999	73	71			144	CUT	

## Howard, George (77.75)

Year	1st	2nd	3rd	4th	Total	Finish	Money
1927	75	81	80	75	311	T32	

## Howe, Bob (75.37)

Year	1st	2nd	3rd	4th	Total	Finish	Money
1955		77	76		311	T92	
1956	73	70	75	74	292	T53	

## Howell III, Charles (70.86)

Year	1st	2nd	3rd	4th	Total	Finish	Money
2002	68	71	64	69	272	T6	\$123,950.00
2003	69	65	68	73	275	2	486,000.00
2004	70	71	75	72	288	73	9,312.00
2005	71	70			141	T47	11,842.91
2006	68	73	71	73	285	T51	11,934.00
2007	69	65	69	65	268	1	936,000.00
2008	71	70	74	72	287	T55	14,074.00
2009	72	67	75	69	283	T59	13,734.00
2010	72	76			148	CUT	
2011	72	72	73	71	288	T66	13,455.00
2012	74	76			150	CUT	
2013	73	72			145	CUT	
2014	74	72			146	CUT	
<b>Total</b>							<b>\$1,620,301.91</b>

## Howell, David (71.00)

Year	1st	2nd	3rd	4th	Total	Finish	Money
2005	72	74			146	CUT	
2007	67	68	73	72	280	T29	\$34,580.00
<b>Total</b>							<b>\$34,580.00</b>

## Howison, Ryan (71.00)

Year	1st	2nd	3rd	4th	Total	Finish	Money
2000	73	69			142	CUT	

## Hsieh, Min-Nan (71.50)

Year	1st	2nd	3rd	4th	Total	Finish	Money
1983	72	71			143	CUT	

## Hubby, Clarence (74.75)

Year	1st	2nd	3rd	4th	Total	Finish	Money
1933		75	81		299	T27	

## Hughes, Bradley (71.10)

Year	1st	2nd	3rd	4th	Total	Finish	Money
1997	73	73			146	CUT	
1998	76	81			157	CUT	
1999	70	68	69	71	278	T15	\$40,670.00
2000	69	66	71	70	276	T5	105,090.00
2001	67	71	73	71	282	T33	16,490.00
2002	71	71	70	71	283	T55	8,251.00
<b>Total</b>							<b>\$170,501.00</b>

## Hughes, John (76.00)

Year	1st	2nd	3rd	4th	Total	Finish	Money
1995	75	77			152	CUT	

## Hughes, Ronnie (76.00)

Year	1st	2nd	3rd	4th	Total	Finish	Money
1955		74	76		304	T77	

# Individual Player Records

## Huh, John (71.33)

Year	1st	2nd	3rd	4th	Total	Finish	Money
2013	75	72			147	CUT	
2014	71	71	72	67	281	T35	\$33,031.00
<b>Total</b>							<b>\$33,031.00</b>

## Hulbert, Mike (71.48)

Year	1st	2nd	3rd	4th	Total	Finish	Money
1986	74	74			148	CUT	
1988	69	68	67	75	279	T17	\$10,150.00
1989	78	71			149	CUT	
1993	71	74	73		218	T66	2,010.00
1994	70	71	70	71	282	T12	21,000.00
1995	71	66	68	71	276	T9	30,000.00
1996	75	74			149	CUT	
<b>Total</b>							<b>\$63,160.00</b>

## Hull, Brian (77.00)

Year	1st	2nd	3rd	4th	Total	Finish	Money
1996	76	78			154	CUT	

## Humenik, Ed (74.75)

Year	1st	2nd	3rd	4th	Total	Finish	Money
1991	76	71			147	CUT	
1994	75	77			152	CUT	

## Hunt, Bernard (72.75)

Year	1st	2nd	3rd	4th	Total	Finish	Money
1962	72	74	72	73	291	T53	

## Hunt, Geoffrey (73.75)

Year	1st	2nd	3rd	4th	Total	Finish	Money
1964	78	71	70	76	295	T60	

## Hunter, Mac (73.00)

Year	1st	2nd	3rd	4th	Total	Finish	Money
1948					308	60	
1952	74	76	79	72	301	T27	
1963	72	71	74	74	291	T77	
1966	73	74	68	72	287	T38	\$375.00
1967	70	73	68	72	283	T23	800.00
1970	68	74	69	73	284	T39	390.00
1972	72	71	70	78	291	T66	238.09
1973	70	69	76	76	291	T48	355.20
<b>Total</b>							<b>\$2,158.29</b>

## Hunter, Jr., Willie (75.92)

Year	1st	2nd	3rd	4th	Total	Finish	Money
1950	72	73	81	75	301	T41	
1951	75	75	75	78	303	50	
1952	72	78	75	82	307	T50	

## Hunter, Willie (73.77)

Year	1st	2nd	3rd	4th	Total	Finish	Money
1926	72	71	73	74	290	T5	\$462.50
1927	74	75	73	76	298	T16	100.00
1928	79	75	72	75	301	T20	
1930					308	T10	
1931		72			297	T19	
1932		73			290	T12	
1933		74	71		285	T2	932.25
1934					288	T2	742.00
1935	74	74	72	75	295	T20	25.00
1937	75	75	73	70	293	T32	25.00
1938	70	71	73	72	286	T24	33.33
1940					299	T26	
1941					294	T18	
1942	78	77	71	70	296	T8	
1944					284	6	625.00
1945					292	T14	231.00
1950	75	77	71	76	299	T31	
1951	78	74	74	79	305	T51	
1952	75	71	79	82	307	T50	
<b>Total</b>							<b>\$3,176.08</b>

## Huot, Jules (71.50)

Year	1st	2nd	3rd	4th	Total	Finish	Money
1937	73	66	72	75	286	T12	\$40.00

## Hurley III, Billy (72.00)

Year	1st	2nd	3rd	4th	Total	Finish	Money
2012	75	73			148	CUT	
2014	70	71	74	69	284	T52	\$15,467.42
<b>Total</b>							<b>\$15,467.42</b>

## Huston, John (72.63)

Year	1st	2nd	3rd	4th	Total	Finish	Money
1989	70	70	75	69	284	T25	\$7,471.43
1990	72	73			145	CUT	
1994	71	81			152	CUT	
<b>Total</b>							<b>\$7,471.43</b>

## Hutchison, Ralph (72.00)

Year	1st	2nd	3rd	4th	Total	Finish	Money
1939	74	72	71	71	288	T11	\$62.33

## Hutchison, S. (77.00)

Year	1st	2nd	3rd	4th	Total	Finish	Money
1927	74	80	74	80	308	T27	

## Hutchison, Willard (74.37)

Year	1st	2nd	3rd	4th	Total	Finish	Money
1928	76	76	74	71	297	T12	
1931		77			298	T24	

## Huxtable, Robert (77.00)

Year	1st	2nd	3rd	4th	Total	Finish	Money
1995	79	75			154	CUT	

## Ikeda, Yuta (73.50)

Year	1st	2nd	3rd	4th	Total	Finish	Money
2011	71	73	74	69	287	T62	\$13,845.00
2012	79	75			154	CUT	
<b>Total</b>							<b>\$13,845.00</b>

## Imada, Ryuji (71.57)

Year	1st	2nd	3rd	4th	Total	Finish	Money
2005	68	75			143	CUT	
2006	73	73			146	CUT	
2007	71	70	72	74	287	T65	\$10,868.00
2008	71	69	70	68	278	T5	235,600.00
2009	67	73	71	72	283	T59	13,734.00
2010	73	68	68	68	277	T15	102,400.00
2011	79				79	W/D	
2012	75	78			153	CUT	
<b>Total</b>							<b>\$362,602.00</b>

## Imano, Yasuharu (71.67)

Year	1st	2nd	3rd	4th	Total	Finish	Money
2003	72	75			147	CUT	
2006	70	70	71	72	283	T39	\$20,400.00
<b>Total</b>							<b>\$20,400.00</b>

## Immelman, Trevor (71.46)

Year	1st	2nd	3rd	4th	Total	Finish	Money
2006	67	70	67	72	276	T7	\$153,637.50
2007	70	72	72	69	283	T44	15,347.43
2008	72	75			147	CUT	
2009	70	79			149	CUT	
2011	70	67	72	73	282	T29	41,329.16
2012	76	71			147	CUT	
2013	70	69	72	73	284	T38	29,040.00
2014	71	76			147	CUT	
<b>Total</b>							<b>\$239,354.09</b>

## Impaglia, Bob (75.00)

Year	1st	2nd	3rd	4th	Total	Finish	Money
1979	73	74	75	78	300	T74	\$475.00

## Ingraham, Stu (80.00)

Year	1st	2nd	3rd	4th	Total	Finish	Money
1986	85	75			160	CUT	



# Individual Player Records

## Inman, Joe (72.33)

Year	1st	2nd	3rd	4th	Total	Finish	Money
1977	71	70	70	77	288	T30	\$1,270.00
1978	70	77	71	71	289	T23	1,725.00
1979	71	74	74	70	289	T38	1,050.00
1980	74	76			150	CUT	
1983	71	69	67	67	274	T6	9,712.50
1984	76	76			152	CUT	
1985	73	73			146	CUT	
1986	74	74			148	CUT	
<b>Total</b>							<b>\$13,757.50</b>

## Inman, John (72.40)

Year	1st	2nd	3rd	4th	Total	Finish	Money
1987	76	75			151	CUT	
1989	69	76	70	70	285	T32	\$5,414.29
1990	67	70	70	70	277	T25	7,633.33
1991	71	69	72	72	284	T43	2,870.91
1992	75	66	72	75	288	T4	1,920.00
1993	74	71	79		224	T9	1,820.00
1994	74	74			148	CUT	
1996	80	73			153	CUT	
<b>Total</b>							<b>\$19,658.53</b>

## Inman, Walker (73.13)

Year	1st	2nd	3rd	4th	Total	Finish	Money
1956	72	68	76	73	289	T33	\$145.00
1964	75	74	72	75	296	T63	
<b>Total</b>							<b>\$145.00</b>

## Irwin, Hale (71.07)

Year	1st	2nd	3rd	4th	Total	Finish	Money
1969	73	71	75	71	290	T59	\$133.34
1970	70	66	67	73	276	2	11,400.00
1971	70	74	74	72	290	T59	220.00
1972	66	74	68	68	276	T5	4,812.50
1973	71	72	79	70	292	T54	310.40
1974	74	73	75	72	294	T51	356.16
1975	72	72	71	67	282	T4	6,600.00
1976	69	69	66	68	272	1	37,000.00
1977	75	72	76	68	291	T46	532.85
1978	73	71	72	71	287	T12	3,640.00
1979	68	73	70	71	282	T11	5,500.00
1980	73	68	68	73	282	T7	6,291.66
1981	68	73	69	78	288	T62	645.00
1982	74	68	70	72	284	T36	1,352.14
1984	70	75	73	71	289	T14	7,200.00
1987	74	72			146	CUT	
1988	71	72			143	CUT	
1989	70	67	69	68	274	3	68,000.00
1990	71	67	64	72	274	T12	21,000.00
1991	67	71	78	70	286	T60	2,180.00
1992	73	70			143	CUT	
1993	72	69	71		212	T19	11,285.72
1995	69	72	76	71	288	T66	2,448.00
<b>Total</b>							<b>\$190,907.77</b>

## Ishenhour, Tripp (72.38)

Year	1st	2nd	3rd	4th	Total	Finish	Money
2001	72	70	73	73	288	T68	\$6,766.00
2007	70	71	77	73	291	T75	9,828.00
<b>Total</b>							<b>\$16,594.00</b>

## Ishikawa, Ryo (72.44)

Year	1st	2nd	3rd	4th	Total	Finish	Money
2009	73	71			144	CUT	
2010	68	68	72	72	280	T32	\$36,224.00
2011	76	73			149	CUT	
2012	73	70	76	77	296	T72	12,804.00
2013	71	73	71	74	289	T61	13,992.00
2014	75	71			146	CUT	
<b>Total</b>							<b>\$63,020.00</b>

## Israelson, Bill (72.00)

Year	1st	2nd	3rd	4th	Total	Finish	Money
1986	72	68	76	72	288	T48	\$1,108.12

## Itzen, Justin (74.50)

Year	1st	2nd	3rd	4th	Total	Finish	Money
2012	72	77			149	CUT	

## Iverson, Don (74.50)

Year	1st	2nd	3rd	4th	Total	Finish	Money
1979	74	73	75	76	298	T2	\$490.00

## Izawa, Toshi (70.33)

Year	1st	2nd	3rd	4th	Total	Finish	Money
2001	73	68	69	66	276	T2	\$204,000.00
2003	74	72			146	CUT	
<b>Total</b>							<b>\$204,000.00</b>

## Jacklin, Tony (72.06)

Year	1st	2nd	3rd	4th	Total	Finish	Money
1969	74	69	74	69	286	T34	\$530.00
1970	72	71	76	77	296	T2	190.47
1971	69	69	74	72	284	T28	682.00
1972	71	74			145	CUT	
1976	70	73	69	74	286	T18	2,312.50
<b>Total</b>							<b>\$3,714.97</b>

## Jackson, Jeff (75.00)

Year	1st	2nd	3rd	4th	Total	Finish	Money
1989	74	76			150	CUT	

## Jacobson, Freddie (71.00)

Year	1st	2nd	3rd	4th	Total	Finish	Money
2004	72	69	73	66	280	T39	\$19,680.00
2005	74	72			146	CUT	
2008	72	73	72	70	287	T55	14,074.00
2010	68	74	76		218	T5	12,160.00
2012	72	72	71	67	282	T13	123,750.00
2013	68	65	72	69	274	T3	343,200.00
2014	71	75			146	CUT	
<b>Total</b>							<b>\$512,864.00</b>

## Jacobs, John (72.73)

Year	1st	2nd	3rd	4th	Total	Finish	Money
1971	70	69	73	72	284	T28	\$682.00
1972	75	71			146	CUT	
1974	74	71	70	74	289	T25	1,282.50
1975	73	74	74	70	291	T31	952.50
1976	73	71	72	71	287	T22	1,739.00
1977	74	78			152	CUT	
1978	76	75			151	CUT	
<b>Total</b>							<b>\$4,656.00</b>

## Jacobsen, Peter (71.21)

Year	1st	2nd	3rd	4th	Total	Finish	Money
1977	72	77			149	CUT	
1978	72	80			152	CUT	
1979	75	72	77	72	296	T66	\$510.00
1980	73	71	71	70	285	T25	1,788.89
1981	71	70	72	71	284	T42	994.66
1983	71	71	69	71	282	T49	726.85
1984	74	74	79	71	298	T54	908.00
1985	71	69			140	W/D	
1986	70	73	72	71	286	T33	2,377.50
1987	69	74	69	71	283	T30	3,645.00
1988	72	68	72	73	285	T46	2,002.50
1989	70	69	72	70	281	T14	18,500.00
1990	65	69	70	66	270	T3	58,000.00
1992	73	71			144	CUT	
1993	73	68	69		210	T6	28,187.50
1994	69	71	68	72	280	T6	34,750.00
1995	69	71	69	72	281	T35	5,790.00
1996	71	72	66	72	281	T10	28,800.00
1997	68	75	68	68	279	T9	31,325.00
1998	75	75			150	CUT	
1999	69	73	70	70	282	T44	8,465.33
2000	72	70			142	CUT	
2001	71	71	71	73	286	T63	7,208.00
2004	75	67			142	CUT	
<b>Total</b>							<b>\$233,979.23</b>

# Individual Player Records

## Jacobs, Tommy (71.05)

Year	1st	2nd	3rd	4th	Total	Finish	Money
1957	75	73	66	69	283	T3	
1958	71	69	70	72	282	T7	\$1,183.33
1959	73	74	73	74	294	T57	
1961	69	69	71	74	283	T21	625.00
1962	67	70	73	71	281	T12	1,060.00
1963	73	68	71	66	278	T4	2,120.00
1964	69	68	76	70	283	T7	1,950.00
1970	71	67	71	73	282	T24	742.22
1971	71	71	69	77	288	T54	220.00
1973	70	73	72	73	288	T32	749.37
<b>Total</b>							<b>\$8,649.92</b>

## Jaeckel, Barry (72.35)

Year	1st	2nd	3rd	4th	Total	Finish	Money
1970	71	69	75	72	287	T58	
1976	72	72	72	74	290	T30	\$1,008.91
1977	69	71	74	72	286	T21	1,805.72
1978	69	70	75	71	285	T4	7,800.00
1979	73	72	77	75	297	T1	495.00
1980	74	72	75	71	292	T59	555.00
1981	76	70			146	CUT	
1982	73	71	69	69	282	T25	2,193.75
1983	71	74			145	CUT	
1984	72	74	69	76	291	T23	3,560.00
1986	73	70	67	70	280	T6	14,568.75
1987	75	75			150	CUT	
1989	76	79			155	CUT	
1992	71	71			142	CUT	
<b>Total</b>							<b>\$31,987.13</b>

## Jamieson, Jim (71.25)

Year	1st	2nd	3rd	4th	Total	Finish	Money
1970	68	73	72	72	285	T46	\$240.00
1971	73	70	68	76	287	T50	220.00
1972	70	68	73	72	283	T41	417.86
<b>Total</b>							<b>\$877.86</b>

## January, Don (70.80)

Year	1st	2nd	3rd	4th	Total	Finish	Money
1960	72	69	71	72	284	T5	\$1,650.00
1961	74	70	70	70	284	T25	455.00
1962	70	70	72	68	280	T8	1,450.00
1963	74	71	68	71	284	T35	136.36
1964	72	68	77	69	286	T11	1,250.00
1965	74	72	73	69	288	T33	425.00
1966	72	71	66	70	279	T7	2,550.00
1969	71	72	72	69	284	T17	1,065.46
1971	69	68	71	69	277	T4	4,290.00
1972	69	68	70	73	280	T19	1,437.50
1975	72	77			149	DQ	
1976	68	67	73	73	281	T7	5,457.33
1977	68	73	72	67	280	T7	6,150.00
1978	74	74	73	75	296	T51	475.00
1979	74	73	69	73	289	T38	1,050.00
1980	69	67	70	71	277	T2	22,000.00
1981	71	71	69	68	279	T20	3,495.00
1982	73	71	69	68	281	T21	3,240.00
1983	73	68	70	70	281	T42	991.71
<b>Total</b>							<b>\$57,568.36</b>

## Janzen, Lee (71.09)

Year	1st	2nd	3rd	4th	Total	Finish	Money
1990	72	66	72	72	282	T52	\$2,345.00
1992	73	71			144	CUT	
1993	68	73	70		211	T14	17,000.00
1994	73	74			147	CUT	
1995	77	66	67	73	283	T46	3,264.00
1997	72	73			145	CUT	
2000	70	67	69	72	278	T12	58,900.00
2003	70	71	72	70	283	T24	38,362.50
2004	70	66	76	74	286	T67	9,792.00
2005	70	67			137	T13	77,333.33
2006	70	75			145	CUT	
2010	72	75			147	CUT	
<b>Total</b>							<b>\$206,996.83</b>

## Jeffers, Dallas (74.41)

Year	1st	2nd	3rd	4th	Total	Finish	Money
1928	71	75	77	81	304	T30	
1932		75			290	T12	
1933		72	78		299	T27	

## Jelliffe, Bill (74.50)

Year	1st	2nd	3rd	4th	Total	Finish	Money
1936		79	72		293	T17	\$29.00
1937	76	74	76	77	303	T73	
<b>Total</b>							<b>\$29.00</b>

## Jenkins, Tom (71.65)

Year	1st	2nd	3rd	4th	Total	Finish	Money
1976	66	72	72	71	281	T7	\$5,457.33
1981	70	68	70	70	278	T15	4,800.00
1982	74	69	70	72	285	T43	936.00
1984	76	75	76	73	300	T64	832.00
1985	72	71	72	74	289	T55	912.00
<b>Total</b>							<b>\$12,937.33</b>

## Jennings, Lou (72.50)

Year	1st	2nd	3rd	4th	Total	Finish	Money
1955		69	74		290	T51	
1957	72	73	74	71	290	T36	\$166.66
<b>Total</b>							<b>\$166.66</b>

## Jimenez, David (73.75)

Year	1st	2nd	3rd	4th	Total	Finish	Money
1974	76	71	73	75	295	T57	\$303.75

## Jimenez, Miguel (71.17)

Year	1st	2nd	3rd	4th	Total	Finish	Money
2001	69	66	73	73	281	T25	\$24,862.50
2002	73	73			146	CUT	
<b>Total</b>							<b>\$24,862.50</b>

## Jobe, Brandt (71.17)

Year	1st	2nd	3rd	4th	Total	Finish	Money
1987	79	76			155	CUT	
2000	71	73			144	CUT	
2003	74	67	67	74	282	T17	\$58,885.71
2004	72	69	66	69	276	T15	76,800.00
2005	69	71			140	T37	19,200.00
2006	68	71	71	71	281	T30	30,982.50
2008	71	68	71	73	283	T31	36,766.00
2009	68	72	70	71	281	T51	14,826.00
2011	71	73	69	70	283	T35	28,697.50
2012	69	79			148	CUT	
2013	66	75	74	74	289	T61	13,992.00
<b>Total</b>							<b>\$280,149.71</b>

## Johansson, Per-Ulrik (71.07)

Year	1st	2nd	3rd	4th	Total	Finish	Money
2001	72	77			149	CUT	
2002	70	68	68	66	272	T6	\$123,950.00
2003	74	71	75	72	292	T65	9,315.00
2004	71	68	71	72	282	T51	11,366.40
<b>Total</b>							<b>\$144,631.40</b>

## Johnson, Doug (75.50)

Year	1st	2nd	3rd	4th	Total	Finish	Money
1981	72	75			147	CUT	
1986	76	81			157	CUT	
1987	75	74			149	CUT	

## Johnson, Dustin (69.79)

Year	1st	2nd	3rd	4th	Total	Finish	Money
2008	68	73	69	78	288	T59	\$13,640.00
2009	66	70	67	70	273	T10	157,500.00
2010	64	67	74	66	271	T3	371,200.00
2011	73	75			148	CUT	
2012	71	70	67	71	279	T4	259,875.00
2013	76	69			145	CUT	
2014	66	70	69	66	271	T2	723,600.00
<b>Total</b>							<b>\$1,525,815.00</b>

# Individual Player Records

## Johnson, Eric (72.75)

Year	1st	2nd	3rd	4th	Total	Finish	Money
1993	76	70			146	CUT	
1997	73	72			145	CUT	

## Johnson, Floyd (76.00)

Year	1st	2nd	3rd	4th	Total	Finish	Money
1928	76	72	79	77	304	T30	

## Johnson, George (72.50)

Year	1st	2nd	3rd	4th	Total	Finish	Money
1971	72	76			148	CUT	
1972	74	69	69	67	279	T12	\$2,142.86
1978	74	75	76	73	298	T58	415.00
<b>Total</b>							<b>\$2,557.86</b>

## Johnson, Howie (71.78)

Year	1st	2nd	3rd	4th	Total	Finish	Money
1957	72	72	74	74	292	T44	\$42.85
1958	76	68	72	77	293	T53	
1959	69	71	71	74	285	T10	1,062.50
1960	68	76	75	73	292	T45	22.22
1961	73	74	70	74	291	T58	
1965	69	72	69	73	283	T7	2,500.00
1966	73	69	68	70	280	T8	2,050.00
1967	70	72	70	71	283	T23	800.00
1968	70	73	69	75	287	T25	812.50
1969	73	70	71	69	283	T11	1,900.00
1970	70	69	71	74	284	T39	390.00
1971	70	71	70	69	280	T12	2,062.50
1972	71	69	70	71	281	T23	1,012.86
1973	72	71	78	73	294	T60	270.00
1974	75	71	76	77	299	T5	
<b>Total</b>							<b>\$12,925.43</b>

## Johnson, Kevin (70.50)

Year	1st	2nd	3rd	4th	Total	Finish	Money
2001	69	69	75	69	282	T33	\$16,490.00

## Johnson, Richard (75.00)

Year	1st	2nd	3rd	4th	Total	Finish	Money
2006	80	72			152	CUT	
2008	73	75			148	CUT	

## Johnson, Richard (71.00)

Year	1st	2nd	3rd	4th	Total	Finish	Money
2004	77	70			147	CUT	
2007	70	71	71	68	280	T29	\$34,580.00
2009	70	68	67	71	276	T17	79,695.00
2010	74	70	76		220	T80	11,456.00
<b>Total</b>							<b>\$125,731.00</b>

## Johnson, Vincent (72.00)

Year	1st	2nd	3rd	4th	Total	Finish	Money
2009	70	74			144	CUT	

## Johnson, Zach (70.73)

Year	1st	2nd	3rd	4th	Total	Finish	Money
2004	71	68	77	67	283	T56	\$10,848.00
2005	70	68			138	T22	43,268.57
2006	71	71	66	73	281	T30	30,982.50
2007	69	73	70	69	281	T33	28,730.00
2008	72	67	71	76	286	T46	16,120.00
2009	73	69			142	CUT	
2011	73	70	68	71	282	T29	41,329.17
2012	71	69	71	72	283	T17	86,365.71
2013	72	74			146	CUT	
<b>Total</b>							<b>\$257,643.95</b>

## Johnston, Bill (73.37)

Year	1st	2nd	3rd	4th	Total	Finish	Money
1951	77	75	71	79	302	T47	
1958	70	73	73	73	289	T33	\$208.33
1959	73	75	71	74	293	T49	
1960	70	72	74	76	292	T45	22.22
1961	73	71	71	72	287	T42	114.29
1969	72	73	72	81	298	T8	133.33
1971	72	72	72	73	289	T56	220.00
1980	76	75			151	CUT	
<b>Total</b>							<b>\$698.17</b>

## Johnston, Jimmy (73.00)

Year	1st	2nd	3rd	4th	Total	Finish	Money
1993	73	73			146	CUT	
1997	73	73			146	CUT	

## Johnston, Ralph (72.13)

Year	1st	2nd	3rd	4th	Total	Finish	Money
1972	69	70	70	74	283	T41	\$417.85
1974	70	75	75	74	294	T51	356.17
<b>Total</b>							<b>\$774.02</b>

## Jonas, Philip (72.75)

Year	1st	2nd	3rd	4th	Total	Finish	Money
1987	75	70	74	72	291	T68	\$1,212.00

## Jones, Brendan (69.50)

Year	1st	2nd	3rd	4th	Total	Finish	Money
2005	71	68			139	T29	\$29,220.00

## Jones, Fletcher (73.75)

Year	1st	2nd	3rd	4th	Total	Finish	Money
1961	77	73	73	72	295	T64	

## Jones, Gene (72.33)

Year	1st	2nd	3rd	4th	Total	Finish	Money
1993	71	73	73		217	T58	\$2,170.00

## Jones, Grier (71.58)

Year	1st	2nd	3rd	4th	Total	Finish	Money
1969	66	74	73	71	284	T17	\$1,065.45
1970	69	72	67	71	279	T7	2,837.50
1971	69	72	70	73	284	T28	682.00
1972	73	68	70	68	279	T12	2,142.86
1973	74	73	68	72	287	T27	978.75
1975	72	75	73	76	296	T54	341.25
1976	72	69	73	78	292	T48	457.43
1977	68	74	74	75	291	T46	532.86
1979	72	72	73	68	285	T18	3,260.00
<b>Total</b>							<b>\$12,298.10</b>

## Jones, John (73.75)

Year	1st	2nd	3rd	4th	Total	Finish	Money
1927	73	69	77	76	295	T10	

## Jones, John (75.75)

Year	1st	2nd	3rd	4th	Total	Finish	Money
1928	76	73	78	76	303	T24	

## Jones, Kent (72.10)

Year	1st	2nd	3rd	4th	Total	Finish	Money
1998	75	68	75	72	290	T59	\$4,557.00
2001	71	72			143	CUT	
2004	75	67			142	CUT	
2007	72	74			146	CUT	
<b>Total</b>							<b>\$4,557.00</b>

## Jones, Matt (71.88)

Year	1st	2nd	3rd	4th	Total	Finish	Money
2011	71	74	72	73	290	T70	\$12,935.00
2014	67	73	70	75	285	T59	14,539.00
<b>Total</b>							<b>\$27,474.00</b>

## Jones, Steve (72.53)

Year	1st	2nd	3rd	4th	Total	Finish	Money
1984	77	74	77	74	302	T71	\$788.00
1987	74	78			152	CUT	
1988	70	71	69	75	285	T46	2,002.50
1989	71	81			152	CUT	
1990	74	72			146	CUT	
1991	72	68	68	71	279	T20	11,650.00
1995	72	75			147	CUT	
1998	71	72	74	69	286	T36	9,465.00
1999	68	71	72	70	281	T35	12,646.67
2006	73	73			146	CUT	
<b>Total</b>							<b>\$36,552.17</b>

## Jones, Tom (72.75)

Year	1st	2nd	3rd	4th	Total	Finish	Money
1980	73	74	70	74	291	T51	\$590.63

# Individual Player Records

## Jordan, Pete (74.86)

Year	1st	2nd	3rd	4th	Total	Finish	Money
1994	73	74			147	CUT	
1996	78	73			151	CUT	
1999	72	78			150	CUT	
2001	76				76	W/D	

## Joseph, Eddie (74.75)

Year	1st	2nd	3rd	4th	Total	Finish	Money
1949	77	74	76	72	299	T32	

## Julian, Jeff (75.50)

Year	1st	2nd	3rd	4th	Total	Finish	Money
1996	75	76			151	CUT	

## Jurgensen, Steve (73.83)

Year	1st	2nd	3rd	4th	Total	Finish	Money
1996	73	72	75	73	293	T64	\$2,508.00
1998	76	74			150	CUT	
<b>Total</b>							<b>\$2,508.00</b>

## Justesen, Erick (75.50)

Year	1st	2nd	3rd	4th	Total	Finish	Money
2012	78	73			151	CUT	

## Kaiser, Henry

Year	1st	2nd	3rd	4th	Total	Finish	Money
1935					300	T34	

## Kalinowski, Bobby (75.00)

Year	1st	2nd	3rd	4th	Total	Finish	Money
2001	77	73			150	CUT	

## Kamm, Brian (72.29)

Year	1st	2nd	3rd	4th	Total	Finish	Money
1993	72	72	72		216	T45	\$2,580.00
1994	74	68	75	73	290	T51	2,353.34
1995	67	74	67	68	276	T9	30,000.00
1996	72	70	77	77	296	T71	2,364.00
1998	76	75			151	CUT	
<b>Total</b>							<b>\$37,297.34</b>

## Kanada, Craig (73.25)

Year	1st	2nd	3rd	4th	Total	Finish	Money
1997	74	76			150	CUT	
2001	72	71			143	CUT	

## Kaneko, Yoshinori (70.82)

Year	1st	2nd	3rd	4th	Total	Finish	Money
1991	68	75	70	74	287	T63	\$2,100.00
1992	69	69	67	65	270	T3	58,000.00
1993	73	71	72		216	T45	2,580.00
1995	72	72			144	CUT	
1997	70	72	77	68	287	T57	3,094.00
<b>Total</b>							<b>\$65,774.00</b>

## Kang, Sung (74.00)

Year	1st	2nd	3rd	4th	Total	Finish	Money
2012	72	71	73	80	296	T72	\$12,804.00

## Karlsson, Robert (70.92)

Year	1st	2nd	3rd	4th	Total	Finish	Money
1999	71	66	70	68	275	T9	\$72,800.00
2007	69	74	71	75	289	T69	10,296.00
2011	71	70	72	74	287	T62	13,845.00
<b>Total</b>							<b>\$96,941.00</b>

## Kase, Hideki (72.33)

Year	1st	2nd	3rd	4th	Total	Finish	Money
1992	73	78			151	CUT	
1997	73	71	70	69	283	T33	\$6,937.78
<b>Total</b>							<b>\$6,937.78</b>

## Kaser, Monty (72.17)

Year	1st	2nd	3rd	4th	Total	Finish	Money
1968	73	73	69	70	285	T14	\$1,700.00
1969	73	72	72	74	291	T65	133.33
1977	71	73	76	70	290	T41	740.00
<b>Total</b>							<b>\$2,573.33</b>

## Katayama, Shingo (73.50)

Year	1st	2nd	3rd	4th	Total	Finish	Money
2000	73	75			148	CUT	
2007	73	72			145	CUT	
2008	77	71			148	CUT	

## Kay, Bob (72.75)

Year	1st	2nd	3rd	4th	Total	Finish	Money
1955	74	72	73	72	291	T54	

## Kaye, Jonathan (72.11)

Year	1st	2nd	3rd	4th	Total	Finish	Money
1995	74	71			145	CUT	
1998	74	68	75	69	286	T36	\$9,465.00
1999	69	74			143	CUT	
2000	69	72	71	71	283	T43	9,238.00
2003	76	72			148	CUT	
2004	74	71			145	CUT	
2005	76				76	W/D	
2006	74	70			144	CUT	
<b>Total</b>							<b>\$18,703.00</b>

## Keefe, Dan (73.25)

Year	1st	2nd	3rd	4th	Total	Finish	Money
1967	74	71	73	75	293	T84	

## Keiser, Herman (148.00)

Year	1st	2nd	3rd	4th	Total	Finish	Money
1948					293	T26	
1949	72	72	76	79	299	T32	

## Keith, Don (73.88)

Year	1st	2nd	3rd	4th	Total	Finish	Money
1954	71	70	73	79	293	T55	
1960	72	77	75	74	298	T67	

## Keller, Bob (72.00)

Year	1st	2nd	3rd	4th	Total	Finish	Money
1957	71	71	73	73	288	T23	\$317.50
1962	67	76	71	74	288	T43	111.43
<b>Total</b>							<b>\$428.93</b>

## Kelley, Al (72.00)

Year	1st	2nd	3rd	4th	Total	Finish	Money
1963	72	72	72	74	290	T73	
1966	71	70	68	77	286	T35	\$475.00
<b>Total</b>							<b>\$475.00</b>

## Kelley, Don (74.50)

Year	1st	2nd	3rd	4th	Total	Finish	Money
1961	74	77	74	73	298	67	

## Kelley, Ken (79.50)

Year	1st	2nd	3rd	4th	Total	Finish	Money
1984	81	78			159	CUT	

## Kelley, George (73.38)

Year	1st	2nd	3rd	4th	Total	Finish	Money
1974	74	71	74	73	292	T38	\$675.00
1975	70	77	78	70	295	T50	373.00
<b>Total</b>							<b>\$1,048.00</b>

## Kelly, Jerry (71.16)

Year	1st	2nd	3rd	4th	Total	Finish	Money
1996	76	70			146	CUT	
1997	74	73			147	CUT	
1998	68	71	71	72	282	T20	\$24,465.00
1999	68	69	67	71	275	T9	72,800.00
2000	73	73			146	CUT	
2001	72	69	70	67	278	T8	91,800.00
2002	72	66	68	73	279	T29	24,050.00
2003	73	71	73	72	289	T51	10,732.50
2004	71	69	76	73	289	T74	9,120.00
2005	68	70			138	T22	43,268.57
2008	72	76			148	CUT	
2009	72	68	69	71	280	T41	20,386.80
2010	73	77			150	CUT	
2013	71	73	71	69	284	T38	29,040.00
<b>Total</b>							<b>\$325,662.87</b>

## Kelly, Troy (76.00)

Year	1st	2nd	3rd	4th	Total	Finish	Money
2013	78	74			152	CUT	

# Individual Player Records

## Kendall, Skip (71.43)

Year	1st	2nd	3rd	4th	Total	Finish	Money
1993	76	73			149	CUT	
1995	73	67	72	71	283	T46	\$3,264.00
1997	71	73	73	69	286	T51	3,294.66
1998	69	73	64	73	279	T13	42,000.00
1999	72	69	70	75	286	69	5,656.00
2002	71	72			143	CUT	
2003	71	71	72	71	285	T32	25,470.00
2004	73	72			145	CUT	
2005	70	74			144	CUT	
<b>Total</b>							<b>\$79,684.66</b>

## Kennedy, Les (74.25)

Year	1st	2nd	3rd	4th	Total	Finish	Money
1945					292	T14	\$231.00
1950	75	77	73	77	302	T46	
<b>Total</b>							<b>\$231.00</b>

## Kern, Ben (75.75)

Year	1st	2nd	3rd	4th	Total	Finish	Money
1975	77	71	76	79	303	T70	\$229.00

## Kerrigan, George

Year	1st	2nd	3rd	4th	Total	Finish	Money
1926					297	T21	\$100.00

## Kertes, Stanley (73.91)

Year	1st	2nd	3rd	4th	Total	Finish	Money
1934					296	T18	\$36.00
1935	70	77	73	77	297	T29	
1937	75	75	75	76	301	T67	
1938	72	72	74	70	288	T31	5.55
1944					290	T16	
1948					305	T57	
1950	72	74	74	77	297	T23	82.50
1957	70	71	74	76	291	T39	120.00
<b>Total</b>							<b>\$244.05</b>

## Kesselring, Gerry (73.13)

Year	1st	2nd	3rd	4th	Total	Finish	Money
1955	73	73	70	76	292	T57	
1956	71	74	73	75	293	T56	

## Killeen, J.J. (71.50)

Year	1st	2nd	3rd	4th	Total	Finish	Money
2012	71	69	71	75	286	T34	\$31,927.50

## Killen, Dave (74.50)

Year	1st	2nd	3rd	4th	Total	Finish	Money
1949	75	72	76	75	298	T29	

## Kim, Anthony (71.62)

Year	1st	2nd	3rd	4th	Total	Finish	Money
2007	72	69	71	64	276	T9	\$135,200.00
2008	73	77			150	CUT	
2010	71	66	69	78	284	T52	15,232.00
2011	73	70			143	W/D	
2012	78				78	DQ	
<b>Total</b>							<b>\$150,432.00</b>

## Kim, Bio (78.50)

Year	1st	2nd	3rd	4th	Total	Finish	Money
2011	81	76			157	CUT	

## Kim, K.T. (74.50)

Year	1st	2nd	3rd	4th	Total	Finish	Money
2011	71	76			147	CUT	
2012	73	78			151	CUT	

## King, Claude (74.25)

Year	1st	2nd	3rd	4th	Total	Finish	Money
1963	74	71	78	74	297	81	

## King, Michael (71.00)

Year	1st	2nd	3rd	4th	Total	Finish	Money
1981	68	72	71	73	284	T42	\$994.67

## Kirk, Chris (72.50)

Year	1st	2nd	3rd	4th	Total	Finish	Money
2011	76	71			147	CUT	
2012	79	71			150	CUT	
2013	73	68	73	69	283	T33	\$35,640.00
<b>Total</b>							<b>\$35,640.00</b>

## Kirkwood, Joe (74.08)

Year	1st	2nd	3rd	4th	Total	Finish	Money
1948					295	T29	
1950	75	72	75	79	301	T41	
1951	69	71	73	80	293	T16	\$220.00
1952	74	77	72	74	297	T12	320.00
1953	75	75	74	73	297	T30	140.00
1959	70	76	74	75	295	T61	
<b>Total</b>							<b>\$680.00</b>

## Kirkwood, Sr., Joe (73.08)

Year	1st	2nd	3rd	4th	Total	Finish	Money
1926	70	68	73	74	285	T3	\$1,250.00
1927	77	76	75	71	299	18	100.00
1931		74			300	T27	
1932		71			285	T2	937.50
1934					294	T13	36.00
1944					291	T21	
<b>Total</b>							<b>\$2,323.50</b>

## Kite, Tom (70.69)

Year	1st	2nd	3rd	4th	Total	Finish	Money
1973	71	73	66	74	284	T17	\$1,890.00
1974	69	71	72	70	282	T6	5,400.00
1975	71	69	71	68	279	2	17,100.00
1976	71	73	69	69	282	10	4,625.00
1977	71	75	68	74	288	T30	1,270.00
1978	73	75	74	68	290	T27	1,390.00
1979	73	75			148	CUT	
1980	70	73	69	73	285	T25	1,788.89
1981	71	71	69	72	283	T37	1,413.00
1982	71	70	66	72	279	T10	7,500.00
1985	74	71			145	CUT	
1986	71	69	70	74	284	T20	5,058.00
1988	67	71	70	72	280	T23	6,321.43
1989	73	70	66	69	278	8	31,000.00
1990	67	70	69	65	271	T5	38,000.00
1991	70	68	70	69	277	T12	19,600.00
1992	68	70	70	68	276	T17	14,000.00
1993	73	66	67		206	1	180,000.00
1994	72	72	71	70	285	T27	6,245.45
1995	71	67	74	70	282	T41	4,440.00
1996	74	69	74	75	292	T60	2,604.00
1998	68	75	69	72	284	T29	13,650.00
1999	70	74			144	CUT	
2005	74	72			146	CUT	
<b>Total</b>							<b>\$363,295.77</b>

## Klauk, Jeff (71.63)

Year	1st	2nd	3rd	4th	Total	Finish	Money
2009	67	72	68	73	280	T41	\$20,386.80
2010	70	75			145	CUT	
2013	75	73			148	CUT	
<b>Total</b>							<b>\$20,386.80</b>

## Klein, Chuck (75.75)

Year	1st	2nd	3rd	4th	Total	Finish	Money
1952	76	73	76	78	303	T31	

## Kneece, Harold (73.17)

Year	1st	2nd	3rd	4th	Total	Finish	Money
1964	71	74	72	70	287	T15	\$843.75
1965	73	74	74	74	295	T72	
1966	75	71	75	75	296	T71	
<b>Total</b>							<b>\$843.75</b>

## Knight, Dick (72.31)

Year	1st	2nd	3rd	4th	Total	Finish	Money
1954	78	69	69	75	291	T44	
1957	74	72	71	71	288	T23	\$317.50
1959	71	77	71	73	292	T42	15.72
1960	74	66	72	74	286	T10	920.00
<b>Total</b>							<b>\$1,253.22</b>

## Knight, John (74.75)

Year	1st	2nd	3rd	4th	Total	Finish	Money
1953	76	74	73	76	299	T43	\$12.50

## Knost, Colt (73.50)

Year	1st	2nd	3rd	4th	Total	Finish	Money
2013	72	75			147	CUT	

# Individual Player Records

## Knox, Kenny (74.25)

Year	1st	2nd	3rd	4th	Total	Finish	Money
1984	76	76			152	CUT	
1987	76	74			150	CUT	
1989	72	72	75	73	292	T72	\$1,950.00
<b>Total</b>							<b>\$1,950.00</b>

## Knox, Russell (74.00)

Year	1st	2nd	3rd	4th	Total	Finish	Money
2014	75	73			148	CUT	

## Knudson, George (71.31)

Year	1st	2nd	3rd	4th	Total	Finish	Money
1962	70	77	70	71	288	T43	\$111.43
1963	71	73	71	66	281	T21	750.00
1964	71	75	75	70	291	T40	43.00
1965	76	68	68	70	282	T4	3,300.00
1966	74	69	70	68	281	T13	1,450.00
1968	68	73	72	70	283	T10	2,400.00
1969	71	72	76	67	286	T34	530.00
1974	72	71	68	79	290	T27	1,087.50
<b>Total</b>							<b>\$9,671.93</b>

## Koch, Gary (71.25)

Year	1st	2nd	3rd	4th	Total	Finish	Money
1978	70	72	72	72	286	T8	\$5,225.00
1979	70	73	78	78	299	T73	485.00
1982	74	70	71	70	285	T43	936.00
1983	67	72	70	70	279	T30	1,743.75
1984	73	70	72	73	288	T9	10,000.00
1985	66	66	70	71	273	T4	16,533.33
<b>Total</b>							<b>\$34,923.08</b>

## Kocsis, Charles (74.25)

Year	1st	2nd	3rd	4th	Total	Finish	Money
1940	71	76	78	72	297	T20	

## Kocsis, Emerick (73.00)

Year	1st	2nd	3rd	4th	Total	Finish	Money
1941	70	77	74	71	292	T13	\$45.00

## Kokrak, Jason (72.89)

Year	1st	2nd	3rd	4th	Total	Finish	Money
2012	76	67	70	73	286	T34	\$31,927.50
2013	71	72	81		224	T9	12,012.00
2014	69	77			146	CUT	
<b>Total</b>							<b>\$43,939.50</b>

## Kop, Guinea (76.75)

Year	1st	2nd	3rd	4th	Total	Finish	Money
1952	80	76	74	80	310	T58	
1953	75	73	78	78	304	T62	

## Korylak, Ed (74.75)

Year	1st	2nd	3rd	4th	Total	Finish	Money
1957	74	75	76	74	299	T62	

## Kowal, Matt (73.25)

Year	1st	2nd	3rd	4th	Total	Finish	Money
1937					296	T44	
1940	75	75	70	70	290	T6	\$218.00
<b>Total</b>							<b>\$218.00</b>

## Kozak, Walter (75.75)

Year	1st	2nd	3rd	4th	Total	Finish	Money
1931		77			303	T29	

## Kraft, Greg (73.88)

Year	1st	2nd	3rd	4th	Total	Finish	Money
1994	71	72	75	71	289	T48	\$2,620.00
1996	76	78			154	CUT	
2006	72	76			148	CUT	
<b>Total</b>							<b>\$2,620.00</b>

## Krak, Mike (71.00)

Year	1st	2nd	3rd	4th	Total	Finish	Money
1955	71	71	73	69	284	T15	\$386.25

## Kramer, Ron (75.00)

Year	1st	2nd	3rd	4th	Total	Finish	Money
2001	77	73			150	CUT	

## Kratzert, Billy (72.75)

Year	1st	2nd	3rd	4th	Total	Finish	Money
1983	70	71	72	66	279	T30	\$1,743.75
1984	78	74			152	CUT	
1985	73	72			145	CUT	
1987	74	76			150	CUT	
1988	72	75			147	CUT	
<b>Total</b>							<b>\$1,743.75</b>

## Kresge, Cliff (71.75)

Year	1st	2nd	3rd	4th	Total	Finish	Money
2001	74	75			149	CUT	
2004	73	70			143	CUT	
2007	70	69	71	68	278	T18	\$70,200.00
2008	74	73			147	CUT	
2009	72	72			144	CUT	
<b>Total</b>							<b>\$70,200.00</b>

## Kroll, Ted (72.12)

Year	1st	2nd	3rd	4th	Total	Finish	Money
1949	77	74	75	73	299	T32	
1952					290	4	\$1,200.00
1953	73	75	73	73	294	T13	405.00
1954	72	76	69	71	288	T27	91.43
1955	71	69	69	69	278	2	2,780.00
1961	66	72	73	71	282	T14	900.00
<b>Total</b>							<b>\$5,376.43</b>

## Krueger, Al (73.37)

Year	1st	2nd	3rd	4th	Total	Finish	Money
1934					296	T18	\$36.00
1935	71	71	80	75	297	T29	
1936		73	72		294	T22	
1937	70	70	73	79	292	T29	25.00
1940	70	74	71	75	290	T6	218.00
1941	72	72	75	73	292	T13	45.00
<b>Total</b>							<b>\$324.00</b>

## Kuboya, Kenichi (74.00)

Year	1st	2nd	3rd	4th	Total	Finish	Money
2003	76	72			148	CUT	

## Kuchar, Matt (71.00)

Year	1st	2nd	3rd	4th	Total	Finish	Money
2002	71	68	76	73	288	T74	\$6,956.00
2007	71	72	71	71	285	T56	11,596.00
2008	73	71	70	67	281	T14	96,100.00
2009	70	68	75	69	282	T57	14,175.00
2010	69	71	72	66	278	T20	66,742.86
2011	69	73	69	72	283	T35	28,697.50
2012	69	69	75	71	284	T24	49,940.00
2013	64	73	74	73	284	T38	29,040.00
2014	74	75			149	CUT	
<b>Total</b>							<b>\$303,247.36</b>

## Kuehne, Hank (72.13)

Year	1st	2nd	3rd	4th	Total	Finish	Money
2004	65	72	68	67	272	5	\$192,000.00
2005	75	77			152	CUT	
2006	76	77			153	CUT	
<b>Total</b>							<b>\$192,000.00</b>

## Kunes, Gene (73.25)

Year	1st	2nd	3rd	4th	Total	Finish	Money
1945					293	T17	\$177.00

## Kuramoto, Masahiro (73.19)

Year	1st	2nd	3rd	4th	Total	Finish	Money
1982	74	71	74	70	289	T58	\$666.00
1984	77	75			152	CUT	
1985	77	81			158	CUT	
1986	72	69	70	70	281	T10	10,800.00
1987	71	71	73	76	291	T68	1,212.00
<b>Total</b>							<b>\$12,678.00</b>

## Kuramoto, Massy (73.50)

Year	1st	2nd	3rd	4th	Total	Finish	Money
1993	74	73			147	CUT	

# Individual Player Records

## La Clair, Huston (71.75)

Year	1st	2nd	3rd	4th	Total	Finish	Money
1963	70	71	67	72	280	T15	\$975.00
1964	69	78	72	75	294	T57	
<b>Total</b>							<b>\$975.00</b>

## LaBelle II, Doug (73.50)

Year	1st	2nd	3rd	4th	Total	Finish	Money
1999	72	75			147	CUT	

## Lacey, Charles (73.42)

Year	1st	2nd	3rd	4th	Total	Finish	Money
1935	74	74	73	68	289	T6	\$168.00
1938	73	71	74	78	296	T68	
1940	74	74	75	73	296	T19	
<b>Total</b>							<b>\$168.00</b>

## Ladehoff, Greg (72.17)

Year	1st	2nd	3rd	4th	Total	Finish	Money
1986	74	74			148	CUT	
1988	72	67	72	74	285	T46	\$2,002.50
<b>Total</b>							<b>\$2,002.50</b>

## Laffoon, Ky (73.13)

Year	1st	2nd	3rd	4th	Total	Finish	Money
1933		74	75		299	T27	
1934					291	T10	\$73.00
1935					291	T14	50.00
1936		70	74		289	T8	137.50
<b>Total</b>							<b>\$260.50</b>

## Laird, Martin (72.00)

Year	1st	2nd	3rd	4th	Total	Finish	Money
2009	72	78			150	CUT	
2010	72	72	69	72	285	T54	\$14,464.00
2011	67	73	69	72	281	T25	51,837.50
2012	76	72			148	CUT	
2013	74	72			146	CUT	
2014	70	73	70	73	286	T65	13,869.00
<b>Total</b>							<b>\$80,170.50</b>

## Lally, Joe

Year	1st	2nd	3rd	4th	Total	Finish	Money
1926					294	T12	\$100.00

## Lamely, Derek (76.00)

Year	1st	2nd	3rd	4th	Total	Finish	Money
2011	73	79			152	CUT	
2012	76	76			152	CUT	

## Lamontagne, Steve (71.44)

Year	1st	2nd	3rd	4th	Total	Finish	Money
1990	77	71			148	CUT	
1992	72	69	69	70	280	T39	\$3,512.73
1993	72	69	74		215	T37	4,200.00
<b>Total</b>							<b>\$7,712.73</b>

## Lamore, Tom (74.75)

Year	1st	2nd	3rd	4th	Total	Finish	Money
1984	73	77	75	74	299	T60	\$868.00

## Lamprecht, Fred (73.50)

Year	1st	2nd	3rd	4th	Total	Finish	Money
1932		74			294	T31	

## Lancaster, Neal (71.43)

Year	1st	2nd	3rd	4th	Total	Finish	Money
1991	76	70			146	CUT	
1992	71	70	70	68	279	T32	\$5,414.28
1993	73	72	72		217	T58	2,170.00
1994	68	75	74	75	292	T61	2,140.00
1995	74	70			144	CUT	
1996	73	68	65	77	283	T16	20,400.00
1997	73	75			148	CUT	
1998	72	71	78	65	286	T36	9,465.00
1999	68	70	76	70	284	T56	6,244.00
2000	66	79			145	CUT	
2001	69	68	71	70	278	T8	91,800.00
2002	70	71	73	73	287	T70	7,289.00
2003	77	70			147	CUT	
2004	69	68	72	68	277	T20	55,920.00
2005	73	71			144	CUT	
<b>Total</b>							<b>\$200,842.28</b>

## Lance, George (72.50)

Year	1st	2nd	3rd	4th	Total	Finish	Money
1938	73	70	71	76	290	T44	

## Landrum, Ralph (73.67)

Year	1st	2nd	3rd	4th	Total	Finish	Money
1984	79	81			160	CUT	
1985	69	71	70	72	282	T28	\$2,780.00
<b>Total</b>							<b>\$2,780.00</b>

## Lane, Dick (107.67)

Year	1st	2nd	3rd	4th	Total	Finish	Money
1955	158	83	82		323	99	

## Langer, Bernhard (72.44)

Year	1st	2nd	3rd	4th	Total	Finish	Money
1985	75	76			151	CUT	
1989	70	71	72	72	285	T32	\$5,414.29
2002	78	72			150	CUT	
2003	72	72	73	74	291	T59	9,765.00
2004	73	68	69	72	282	T51	11,366.40
<b>Total</b>							<b>\$26,545.69</b>

## Langert, Ed (72.75)

Year	1st	2nd	3rd	4th	Total	Finish	Money
1960	74	73	74	70	291	T34	\$153.64

## Langford, John (75.25)

Year	1st	2nd	3rd	4th	Total	Finish	Money
1951	74	77	69	81	301	T43	

## Langham, Franklin (72.00)

Year	1st	2nd	3rd	4th	Total	Finish	Money
1996	72	70	72	72	286	T26	\$8,340.00
1998	72	75			147	CUT	
1999	74	76			150	CUT	
2000	70	71	70	70	281	T31	17,980.00
<b>Total</b>							<b>\$26,320.00</b>

## Langley, Scott (73.50)

Year	1st	2nd	3rd	4th	Total	Finish	Money
2014	77	70			147	CUT	

## Lavine, Louie (77.75)

Year	1st	2nd	3rd	4th	Total	Finish	Money
1955	77	77			311	T92	

## Lawrence, Duff (72.38)

Year	1st	2nd	3rd	4th	Total	Finish	Money
1965	73	73	74	71	291	T54	
1966	75	70	74	69	288	T43	\$287.50
<b>Total</b>							<b>\$287.50</b>

## Lawrie, Paul (71.50)

Year	1st	2nd	3rd	4th	Total	Finish	Money
2000	72	71			143	CUT	

## Lazane, Babe (74.63)

Year	1st	2nd	3rd	4th	Total	Finish	Money
1951	76	76	74	74	300	T40	
1953	75	74	73	75	297	T30	\$140.00
<b>Total</b>							<b>\$140.00</b>

## Leach, Kevin (74.50)

Year	1st	2nd	3rd	4th	Total	Finish	Money
1995	78	71			149	CUT	

## Leaney, Stephen (70.25)

Year	1st	2nd	3rd	4th	Total	Finish	Money
2004	72	72			144	CUT	
2005	70	67			137	T13	\$77,333.34
<b>Total</b>							<b>\$77,333.34</b>

## Leary, John Ray (75.50)

Year	1st	2nd	3rd	4th	Total	Finish	Money
2003	84	68			152	CUT	
2005	72	78			150	CUT	

## LeBrun, Steve (72.50)

Year	1st	2nd	3rd	4th	Total	Finish	Money
2013	76	69			145	CUT	

# Individual Player Records

## Lederer, Brett (75.00)

Year	1st	2nd	3rd	4th	Total	Finish	Money
2010	72	78			150	CUT	

## Lee, Dong-hwan (75.00)

Year	1st	2nd	3rd	4th	Total	Finish	Money
2013	76	72			148	CUT	
2014	79	73			152	CUT	

## Lee, Danny (74.50)

Year	1st	2nd	3rd	4th	Total	Finish	Money
2012	75	74			149	CUT	

## Lee, Eddy (76.50)

Year	1st	2nd	3rd	4th	Total	Finish	Money
2002	76	77			153	CUT	

## Lee, Richard (70.75)

Year	1st	2nd	3rd	4th	Total	Finish	Money
2014	69	72	73	69	283	T45	\$18,779.14

## Lee, Stan (74.13)

Year	1st	2nd	3rd	4th	Total	Finish	Money
1978	73	76	79	74	302	T66	\$345.00
1980	68	70	82	71	291	T51	590.62
<b>Total</b>							<b>\$935.62</b>

## Leffingwell, Fred (71.25)

Year	1st	2nd	3rd	4th	Total	Finish	Money
1963	70	74	69	72	285	T47	\$50.00

## Leggatt, Ian (74.13)

Year	1st	2nd	3rd	4th	Total	Finish	Money
2002	74	71			145	CUT	
2003	75	72			147	CUT	
2004	75	75			150	CUT	
2006	76	75			151	CUT	

## Lehmann, Ted (75.50)

Year	1st	2nd	3rd	4th	Total	Finish	Money
1987	74	77			151	CUT	

## Lehman, Tom (71.33)

Year	1st	2nd	3rd	4th	Total	Finish	Money
1984	75	74	72	74	295	T42	\$1,228.80
1992	72	68	68	72	280	T39	3,512.73
1993	72				72	W/D	
1994	69	73	73	68	283	T15	16,000.00
1996	70	70	68	72	280	T6	38,850.00
1998	73	71	68	74	286	T36	9,465.00
2000	72	71			143	CUT	
2002	70	69	69	72	280	T34	19,980.00
2003	75	71			146	CUT	
2004	70	70	72	71	283	T56	10,848.00
2006	67	70	70	69	276	T7	153,637.50
2007	73	66	72	74	285	T56	11,596.00
2008	75	73			148	CUT	
2009	76	77			153	CUT	
<b>Total</b>							<b>\$265,118.03</b>

## Leishman, Marc (71.17)

Year	1st	2nd	3rd	4th	Total	Finish	Money
2010	71	71	70	65	277	T15	\$102,400.00
2011	71	76			147	CUT	
2012	70	69	71	73	283	T17	86,365.71
2013	69	75	68	77	289	T61	13,992.00
2014	69	74	71	71	285	T59	14,539.00
<b>Total</b>							<b>\$217,296.71</b>

## Lema, Tony (71.36)

Year	1st	2nd	3rd	4th	Total	Finish	Money
1958	76	70	70	75	291	T39	\$112.50
1959	73	69	73	72	287	T17	680.00
1962	70	66	73	70	279	T5	1,900.00
1963	72	70	68	74	284	T35	136.36
1964	75	71	71	77	294	T57	
1965	70	71	72	69	282	T4	3,300.00
1966	72	73	70	66	281	T13	1,450.00
<b>Total</b>							<b>\$7,578.86</b>

## Leonard, Arnold (78.75)

Year	1st	2nd	3rd	4th	Total	Finish	Money
1937	78	76	85	76	315	81	

## Leonard, Jeff (73.50)

Year	1st	2nd	3rd	4th	Total	Finish	Money
1995	71	72	74	77	294	T78	\$2,196.00

## Leonard, Justin (71.80)

Year	1st	2nd	3rd	4th	Total	Finish	Money
1995	69	70	74	71	284	T52	\$2,784.00
1996	75	72			147	CUT	
1997	71	70	73	72	286	T51	3,294.67
1998	70	78			148	CUT	
1999	70	70	70	68	278	T15	40,670.00
2000	70	74			144	CUT	
2001	71	70	72	75	288	T68	6,766.00
2003	78	73			151	CUT	
2005	68	72			140	T37	19,200.00
2006	73	72			145	CUT	
2007	74	70			144	CUT	
2009	70	74			144	CUT	
2010	71	73	71	71	286	T61	13,568.00
2011	73	72	72	72	289	T68	13,195.00
2012	72	75			147	CUT	
2013	70	73	68	74	285	T42	23,760.00
2014	70	72	70	72	284	T52	15,467.43
<b>Total</b>							<b>\$138,705.10</b>

## Leonard, Stan (72.57)

Year	1st	2nd	3rd	4th	Total	Finish	Money
1938	73	73	73	73	292	T53	
1942	73	71	76	73	293	T17	\$32.50
1948	72	68	80	71	291	T19	73.33
1950	77	73	73	79	302	T46	
1961	72	71	70	74	287	T42	114.28
1962	69	73	71	69	282	T7	900.00
1963	73	67	72	73	285	T47	50.00
<b>Total</b>							<b>\$1,170.11</b>

## Leong, Monty (80.25)

Year	1st	2nd	3rd	4th	Total	Finish	Money
1993	84	81			165	CUT	
2002	77	79			156	CUT	

## Leshner, Greg (71.75)

Year	1st	2nd	3rd	4th	Total	Finish	Money
1992	72	69	74	72	287	T71	\$1,960.00

## Letzig, Michael (70.50)

Year	1st	2nd	3rd	4th	Total	Finish	Money
2009	70	71	71	72	284	T64	\$13,104.00
2010	71	72	68	69	280	T32	36,224.00
<b>Total</b>							<b>\$49,328.00</b>

## Levet, Thomas (73.88)

Year	1st	2nd	3rd	4th	Total	Finish	Money
2003	74	76			150	CUT	
2005	76	81			157	CUT	
2006	68	68	77	71	284	T45	\$14,586.00
<b>Total</b>							<b>\$14,586.00</b>

## Levi, Wayne (71.15)

Year	1st	2nd	3rd	4th	Total	Finish	Money
1978	76	72	73	72	293	T40	\$840.00
1981	71	69	69	70	279	T20	3,495.00
1982	67	69	73	71	280	T13	4,987.50
1989	75	71			146	CUT	
1992	64	73	73	68	278	T27	7,100.00
1994	70	77			147	CUT	
<b>Total</b>							<b>\$16,422.50</b>

## Levin, Spencer (71.50)

Year	1st	2nd	3rd	4th	Total	Finish	Money
2011	67	69	72	71	279	T12	\$112,666.66
2012	73	66	73	78	290	T52	15,477.00
2014	74	72			146	CUT	
<b>Total</b>							<b>\$128,143.66</b>



# Individual Player Records

## Lewis, J.L. (73.00)

Year	1st	2nd	3rd	4th	Total	Finish	Money
1995	76	75			151	CUT	
1998	75	77			152	CUT	
1999	74	72			146	CUT	
2001	73	69	67	73	282	T33	\$16,490.00
2002	74	74			148	CUT	
2003	78	75			153	CUT	
2005	70	65			135	T5	182,400.00
2006	70	72	72	73	287	T61	10,812.00
2008	79				79	DQ	
<b>Total</b>							<b>\$209,702.00</b>

## Lewis, Jack (73.50)

Year	1st	2nd	3rd	4th	Total	Finish	Money
1973	72	71	81	70	294	T60	\$270.00

## Lewis, Jeff (75.25)

Year	1st	2nd	3rd	4th	Total	Finish	Money
1986	79	74			153	CUT	
1987	67	81			148	CUT	

## Lichardus, Babe (72.25)

Year	1st	2nd	3rd	4th	Total	Finish	Money
1958	70	73	72	69	284	T13	\$624.00
1959	74	69	73	76	292	T42	15.71
1960	69	72	75	75	291	T34	153.63
<b>Total</b>							<b>\$793.34</b>

## Lickliter II, Frank (71.32)

Year	1st	2nd	3rd	4th	Total	Finish	Money
1996	77	71			148	CUT	
1997	67	71	77	69	284	T42	\$5,180.00
1998	71	71	70	70	282	T20	24,465.00
1999	71	68	66	70	275	T9	72,800.00
2000	73	69			142	CUT	
2001	69	74			143	CUT	
2002	69	75			144	CUT	
2003	78	71			149	CUT	
2004	74	65	70	75	284	T59	10,416.00
2007	74	72			146	CUT	
<b>Total</b>							<b>\$112,861.00</b>

## Liebler, Steven (76.25)

Year	1st	2nd	3rd	4th	Total	Finish	Money
1982	74	73			147	CUT	
1984	74	84			158	CUT	

## Lietzke, Bruce (71.06)

Year	1st	2nd	3rd	4th	Total	Finish	Money
1976	73	71	73	75	292	T48	\$457.43
1978	72	72	70	76	290	T27	1,390.00
1980	72	69	74	70	285	T25	1,788.89
1981	66	70	69	69	274	T5	11,400.00
1983	69	73	71	70	283	T56	672.00
1985	66	70	68	76	280	T21	4,320.00
1987	70	70	74	70	284	T36	2,704.28
1988	73	69	68	71	281	T30	4,457.14
1989	69	70	75	74	288	T50	2,377.15
1991	70	63	70	71	274	T3	52,000.00
1992	70	72			142	CUT	
1994	71	75	69	72	287	T40	3,800.00
1996	75	73			148	CUT	
2000	73	72			145	CUT	
<b>Total</b>							<b>\$85,366.89</b>

## Linares, Dick

Year	1st	2nd	3rd	4th	Total	Finish	Money
1927					300	T19	\$100.00

## Lindsey, Pat (73.90)

Year	1st	2nd	3rd	4th	Total	Finish	Money
1983	76	72			148	CUT	
1984	74	75	73	76	298	T54	\$908.00
1985	65	77	78	73	293	T66	828.00
<b>Total</b>							<b>\$1,736.00</b>

## Lingmerth, David (70.00)

Year	1st	2nd	3rd	4th	Total	Finish	Money
2014	70	69	70	71	280	T29	\$42,600.83

## Lister, John (74.25)

Year	1st	2nd	3rd	4th	Total	Finish	Money
1974	76	71	76	74	297	T68	\$236.25

## Littler, Gene (71.59)

Year	1st	2nd	3rd	4th	Total	Finish	Money
1950	74	76	74	78	302	T46	
1955	72	67	68	69	276	1	\$5,000.00
1956	71	69	73	72	285	T16	535.00
1957	73	72	70	76	291	T39	120.00
1959	70	74	73	74	291	T35	161.43
1960	71	72	75	73	291	T34	153.64
1962	69	71	72	69	281	T12	1,060.00
1963	65	72	71	70	278	T4	2,120.00
1964	68	73	73	73	287	T15	843.75
1965	73	69	73	69	284	T9	1,975.00
1966	72	69	68	73	282	T19	933.33
1967	72	72	69	70	283	T23	800.00
1968	67	72	73	73	285	T14	1,700.00
1969	72	74			146	CUT	
1970	72	68	72	71	283	T33	550.00
1971	71	72	70	72	285	T38	429.00
1972	68	71	74	69	282	T30	702.27
1973	73	71	71	75	290	T43	472.00
1974	71	69	72	73	285	T11	3,450.00
1975	69	72	74	70	285	T12	2,900.00
1976	72	70	71	68	281	T7	5,457.34
1977	72	75	71	71	289	T34	988.57
1978	75	72	68	74	289	T23	1,725.00
1979	74	73	74	79	300	T74	475.00
1980	70	78			148	CUT	
1981	68	74	69	72	283	T37	1,413.00
1982	73	68	71	68	280	T13	4,987.50
1983	67	69	66	74	276	T12	5,700.00
1984	81				81	W/D	
1985	69	78			147	CUT	
<b>Total</b>							<b>\$44,651.83</b>

## Little, Lawson (72.83)

Year	1st	2nd	3rd	4th	Total	Finish	Money
1937	77	70	79	70	296	T44	
1938	70	68	71	69	278	T3	\$840.00
1939					293	T22	
1940	72	73	72	65	282	1	1,500.00
1941	72	72	71	73	288	9	150.00
1942	70	75	77	71	293	T17	32.50
1946					295	T15	220.00
1951	71	76	77	72	296	T21	125.00
1953	74	75	73	79	301	T53	
<b>Total</b>							<b>\$2,867.50</b>

## Lively, John (72.25)

Year	1st	2nd	3rd	4th	Total	Finish	Money
1969	72	70	75	72	289	T53	\$133.34

## Loafea, Ashley (75.00)

Year	1st	2nd	3rd	4th	Total	Finish	Money
1938	74	70	76	80	300	T73	

## Locke, Bobby (71.75)

Year	1st	2nd	3rd	4th	Total	Finish	Money
1948	70	73	68	76	287	T8	\$400.00

## Loeffler, Bill (73.50)

Year	1st	2nd	3rd	4th	Total	Finish	Money
1981	72	75			147	CUT	

## Lohr, Bob (72.86)

Year	1st	2nd	3rd	4th	Total	Finish	Money
1986	70	72	71	76	289	T56	\$985.50
1987	79	75			154	CUT	
1990	75	73			148	CUT	
1992	72	72			144	CUT	
1996	72	71	72	70	285	T21	12,480.00
<b>Total</b>							<b>\$13,465.50</b>

# Individual Player Records

## Lonard, Peter (71.38)

Year	1st	2nd	3rd	4th	Total	Finish	Money
2002	71	71	71	69	282	T50	\$8,924.40
2003	75	69	73	70	287	T42	14,875.71
2004	70	72			142	CUT	
2005	78	70			148	CUT	
2006	68	74	72	73	287	T61	10,812.00
2007	71	70	70	74	285	T56	11,596.00
2008	69	70	74	69	282	T22	53,044.45
2009	70	73			143	CUT	
<b>Total</b>							<b>\$99,252.56</b>

## Long, Michael (73.50)

Year	1st	2nd	3rd	4th	Total	Finish	Money
2002	72	75			147	CUT	

## Longworth, Art (79.00)

Year	1st	2nd	3rd	4th	Total	Finish	Money
1927	74	81	82	79	316	34	

## Longworth, Dewey (75.50)

Year	1st	2nd	3rd	4th	Total	Finish	Money
1928	76	78	71	79	304	T30	
1931		71			300	T27	

## Longworth, Ted (74.08)

Year	1st	2nd	3rd	4th	Total	Finish	Money
1935	74	75	73	73	295	T20	\$25.00
1937	76	72	73	75	296	T44	
1944					298	27	
<b>Total</b>							<b>\$25.00</b>

## Loos, Eddie (73.21)

Year	1st	2nd	3rd	4th	Total	Finish	Money
1927	71	77	70	75	293	T6	\$283.33
1929	75	76	74	73	298	T6	275.00
1931		74			287	T2	
1933		71	74		289	T6	226.00
1934					295	T16	36.00
1935	73	73	75	75	296	T25	6.00
1939					292	T18	
<b>Total</b>							<b>\$826.33</b>

## Lott, Lyn (72.32)

Year	1st	2nd	3rd	4th	Total	Finish	Money
1975	73	73	77	69	292	T35	\$791.25
1976	69	69	73	73	284	13	3,515.00
1977	73	70	73	75	291	T46	532.86
1978	69	74	73	69	285	T4	7,800.00
1980	73	73	73	72	291	T51	590.62
1981	73	75			148	CUT	
<b>Total</b>							<b>\$13,229.73</b>

## Lotz, Dick (72.09)

Year	1st	2nd	3rd	4th	Total	Finish	Money
1965	74	71	69	77	291	T54	
1967	70	72	70	70	282	T18	\$1,300.00
1970	71	72	67	73	283	T33	550.00
1971	70	74	75	72	291	T62	220.00
1972	74	73			147	CUT	
1974	72	73	71	76	292	T38	675.00
<b>Total</b>							<b>\$2,745.00</b>

## Loustalot, Tim (73.17)

Year	1st	2nd	3rd	4th	Total	Finish	Money
1995	69	72	72	76	289	T71	\$2,328.00
1998	74	76			150	CUT	
<b>Total</b>							<b>\$2,328.00</b>

## Love III, Davis (70.75)

Year	1st	2nd	3rd	4th	Total	Finish	Money
1986	71	75	76	75	297	73	\$873.00
1987	76	69	68	71	284	T36	2,704.29
1988	70	69	70	78	287	T61	1,627.50
1991	70	65	69	70	274	T3	52,000.00
1992	67	63	70	69	269	2	108,000.00
1993	74	72			146	CUT	
1995	69	74	68	70	281	T35	5,790.00
1997	71	72			143	W/D	
1999	69	65	68	70	272	T2	209,066.66
2001	68	67	68	75	278	T8	91,800.00
2003	76	69	71	72	288	T49	11,520.00
2008	75	74			149	CUT	
2010	72	73			145	CUT	
2014	71	71	73	68	283	T45	18,779.14
<b>Total</b>							<b>\$502,160.59</b>

## Lovemark, Jamie (75.50)

Year	1st	2nd	3rd	4th	Total	Finish	Money
2012	78	73			151	CUT	

## Loving, Ben

Year	1st	2nd	3rd	4th	Total	Finish	Money
1937					303	T73	

## Lowery, Steve (72.28)

Year	1st	2nd	3rd	4th	Total	Finish	Money
1988	66	68	73	81	288	T65	\$1,567.50
1993	71	72	68		211	T14	17,000.00
1994	73	72	69	72	286	T38	4,600.00
1995	69	70	68	70	277	T14	20,400.00
1996	72	68	71	77	288	T40	4,800.00
1997	70	77			147	CUT	
1998	74	73			147	CUT	
1999	71	69	71	73	284	T56	6,244.00
2000	73	75			148	CUT	
2001	71	69	73	73	286	T63	7,208.00
2002	68	75			143	CUT	
2003	75	74			149	CUT	
2004	75	72			147	CUT	
2005	75	74			149	CUT	
2008	79	78			157	CUT	
2009	71	74			145	CUT	
2010	67	78			145	CUT	
<b>Total</b>							<b>\$61,819.50</b>

## Luiten, Joost (72.50)

Year	1st	2nd	3rd	4th	Total	Finish	Money
2014	75	70			145	CUT	

## Lundahl, Dick (73.00)

Year	1st	2nd	3rd	4th	Total	Finish	Money
1956	70	72	77	79	298	63	
1961	72	72	70	72	286	T34	\$177.50
<b>Total</b>							<b>\$177.50</b>

## Lunde, Bill (72.38)

Year	1st	2nd	3rd	4th	Total	Finish	Money
2009	69	67	71	71	278	T30	\$35,840.00
2010	72	72	75		219	T76	11,840.00
2011	74	73			147	CUT	
2012	73	72	74	78	297	75	12,540.00
<b>Total</b>							<b>\$60,220.00</b>

## Lundstrom, David (75.50)

Year	1st	2nd	3rd	4th	Total	Finish	Money
1986	78	73			151	CUT	

## Lunn, Bob (71.05)

Year	1st	2nd	3rd	4th	Total	Finish	Money
1967	74	71	73	71	289	T65	
1968	73	70	74	73	290	T43	\$300.00
1970	66	72	68	71	277	T3	5,900.00
1971	68	69	70	67	274	1	22,000.00
1972	70	70	72	71	283	T41	417.86
1980	77	73			150	CUT	
<b>Total</b>							<b>\$28,617.86</b>

# Individual Player Records

## Lye, Mark (71.61)

Year	1st	2nd	3rd	4th	Total	Finish	Money
1979	71	73	72	68	284	T16	\$4,125.00
1980	72	73	72	68	285	T25	1,788.89
1981	71	70	70	73	284	T42	994.67
1982	78				78	W/D	
1983	75	71			146	CUT	
1984	76	74	75	77	302	T71	788.00
1985	68	68	70	72	278	T14	7,200.00
1986	72	66	73	70	281	T10	10,800.00
1989	72	72	74	67	285	T32	5,414.28
1990	69	72	70	68	279	T32	5,533.33
1991	70	71	69	71	281	T30	6,075.00
1992	74	79			153	W/D	
<b>Total</b>							<b>\$42,719.17</b>

## Lyford, Keith (74.33)

Year	1st	2nd	3rd	4th	Total	Finish	Money
1980	79	78			157	CUT	
1981	71	71	75	72	289	66	\$630.00
<b>Total</b>							<b>\$630.00</b>

## Lyle, Jarrod (70.25)

Year	1st	2nd	3rd	4th	Total	Finish	Money
2011	70	72	71	70	283	T35	\$28,697.50
2012	73	65	71	70	279	T4	259,875.00
<b>Total</b>							<b>\$288,572.50</b>

## Lyle, Sandy (70.18)

Year	1st	2nd	3rd	4th	Total	Finish	Money
1989	68	66	68	71	273	2	\$108,000.00
1992	67	67	66	72	272	6	36,000.00
1998	75	73			148	CUT	
2000	79				79	W/D	
<b>Total</b>							<b>\$144,000.00</b>

## Lynn, David (71.38)

Year	1st	2nd	3rd	4th	Total	Finish	Money
2013	67	74	71	74	286	T46	\$18,295.20
2014	70	71	70	74	285	T59	14,539.00
<b>Total</b>							<b>\$32,834.20</b>

## Lytle, Dick (73.38)

Year	1st	2nd	3rd	4th	Total	Finish	Money
1966	72	75	76	79	302	77	
1967	72	70	73	70	285	T43	\$257.50
<b>Total</b>							<b>\$257.50</b>

## MacKenzie, Roland (73.75)

Year	1st	2nd	3rd	4th	Total	Finish	Money
1931		74			295	17	
1932		72			291	T17	
1933		78	78		302	T33	
1938	70	73	77	72	292	T53	

## MacKenzie, Will (72.25)

Year	1st	2nd	3rd	4th	Total	Finish	Money
2007	69	75			144	CUT	
2008	71	73	75	72	291	T70	\$12,152.00
2009	69	75			144	CUT	
2010	70	76			146	CUT	
2011	73	74			147	CUT	
2014	73	69	72	70	284	T52	15,467.43
<b>Total</b>							<b>\$27,619.43</b>

## MacKey, Jack (76.00)

Year	1st	2nd	3rd	4th	Total	Finish	Money
1935	76	74	78	76	304	T44	

## Madison, Gray (72.50)

Year	1st	2nd	3rd	4th	Total	Finish	Money
1937	70	72	74	74	290	T25	\$25.00

## Madison, Les (75.50)

Year	1st	2nd	3rd	4th	Total	Finish	Money
1927	77	79	80	83	319	35	
1937	73	77	74	71	295	T38	
1938	75	72	72	73	292	T53	

## Magee, Andrew (71.48)

Year	1st	2nd	3rd	4th	Total	Finish	Money
1986	72	72	71	72	287	T39	\$1,665.00
1987	75	71			146	CUT	
1988	72	74			146	CUT	
1989	71	71	71	71	284	T25	7,471.43
1990	71	70	68	70	279	T32	5,533.34
1991	66	69	70	71	276	T9	27,000.00
1992	76	73			149	CUT	
1993	76	73			149	CUT	
1994	73	74			147	CUT	
1998	69	75	71	73	288	T52	4,924.50
1999	72	68	71	70	281	T35	12,646.67
2000	68	69	74	74	285	T59	6,851.00
2001	70	70	71	72	283	T43	10,353.00
2002	73	67	70	73	283	T55	8,251.00
2003	73	73			146	CUT	
2005	72	73			145	CUT	
<b>Total</b>							<b>\$84,695.94</b>

## Magee, Jerry (74.00)

Year	1st	2nd	3rd	4th	Total	Finish	Money
1960	76	73	72	79	300	T69	
1966	75	72	73	72	292	T59	

## Maggert, Jeff (71.84)

Year	1st	2nd	3rd	4th	Total	Finish	Money
1991	74	75			149	CUT	
1993	71	73	66		210	T6	\$28,187.50
1994	72	74	72	75	293	T66	2,070.00
1997	69	71	72	68	280	T17	21,000.00
2000	75	70			145	CUT	
2001	71	70	68	70	279	T13	58,285.72
2002	74				74	DQ	
2003	72	73	72	75	292	T65	9,315.00
2004	67	66	69	73	275	T10	110,400.00
2005	70	68			138	T22	43,268.57
2008	71	76			147	CUT	
2009	71	72			143	CUT	
2011	71	75			146	CUT	
2012	79	72			151	CUT	
2013	72	72	75		219	T75	12,540.00
2014	77	71			148	CUT	
<b>Total</b>							<b>\$285,066.79</b>

## Maginnes, John (72.75)

Year	1st	2nd	3rd	4th	Total	Finish	Money
1996	72	72	78	75	297	T73	\$2,328.00
1997	72	72	69	71	284	T42	5,180.00
1999	73	71			144	CUT	
2000	74	74			148	CUT	
<b>Total</b>							<b>\$7,508.00</b>

## Mahaffey, John (71.83)

Year	1st	2nd	3rd	4th	Total	Finish	Money
1972	66	72	69	75	282	T30	\$702.27
1973	71	71	71	68	281	T7	3,982.67
1974	70	69	68	71	278	T2	13,875.00
1975	74	73	69	69	285	T12	2,900.00
1980	72	71	78	70	291	T51	590.62
1983	73	74			147	CUT	
1984	76				76	W/D	
1988	69	71	69	71	280	T23	6,321.43
1989	70	82			152	CUT	
1990	69	69	67	68	273	T8	28,000.00
1991	72	76			148	CUT	
1992	67	75			142	CUT	
1993	69	74	74		217	T58	2,170.00
1994	76	79			155	CUT	
1996	73	72	71	78	294	T68	2,424.00
1997	75	72			147	CUT	
<b>Total</b>							<b>\$60,965.99</b>

# Individual Player Records

## Mahan, Hunter (70.80)

Year	1st	2nd	3rd	4th	Total	Finish	Money
2005	68	76			144	CUT	
2007	77	69			146	CUT	
2008	68	74	70	71	283	T31	\$36,766.00
2009	69	69	68	70	276	T17	79,695.00
2010	71	74			145	CUT	
2011	72	71	72	71	286	T55	14,560.00
2012	67	75	70	72	284	T24	49,940.00
2013	70	69	68	69	276	T8	198,000.00
2014	70	73	71	70	284	T52	15,467.43
<b>Total</b>							<b>\$394,428.43</b>

## Mahlberg, Scott (76.43)

Year	1st	2nd	3rd	4th	Total	Finish	Money
1986	76	78			154	CUT	
1988	76	76			152	CUT	
1991	75	78			153	CUT	
2008	76				76	DQ	

## Makalena, Ted (71.63)

Year	1st	2nd	3rd	4th	Total	Finish	Money
1967	75	70	70	70	285	T43	\$257.50
1968	72	68	76	72	288	T29	650.00
<b>Total</b>							<b>\$907.50</b>

## Makazaki, Tracy (77.00)

Year	1st	2nd	3rd	4th	Total	Finish	Money
1980	77	77			154	CUT	

## Makino, Hiroshi (72.67)

Year	1st	2nd	3rd	4th	Total	Finish	Money
1993	74	70	74		218	T66	\$2,010.00

## Malley, Bill (73.00)

Year	1st	2nd	3rd	4th	Total	Finish	Money
1985	72	74			146	CUT	

## Mallinger, John (72.53)

Year	1st	2nd	3rd	4th	Total	Finish	Money
2007	74	72			146	CUT	
2008	78				78	W/D	
2009	70	68	73	69	280	T41	\$20,386.80
2010	70	79			149	CUT	
2012	71	71	75	74	291	T56	14,916.00
2013	71	66	78	73	288	T58	14,652.00
2014	73	73			146	CUT	
<b>Total</b>							<b>\$49,954.80</b>

## Mallon, Bill (72.75)

Year	1st	2nd	3rd	4th	Total	Finish	Money
1977	71	75	73	72	291	T46	\$532.86

## Mallory, Leo (72.00)

Year	1st	2nd	3rd	4th	Total	Finish	Money
1938	73	72	71	72	288	T31	\$5.55

## Maltbie, Roger (72.76)

Year	1st	2nd	3rd	4th	Total	Finish	Money
1976	69	72	71	78	290	T30	\$1,008.91
1977	68	69	73	73	283	T12	4,000.00
1980	74	76			150	CUT	
1982	77	75			152	CUT	
1983	70	70	73	76	289	T81	534.00
1984	73	77	73	72	295	T42	1,228.80
1985	76	78			154	CUT	
1986	72	75			147	CUT	
1987	74	68	71	69	282	T25	4,680.00
1988	70	69	73	69	281	T30	4,457.14
1989	74	77			151	CUT	
1991	72	71	75	73	291	T70	1,990.00
<b>Total</b>							<b>\$17,898.85</b>

## Malutic, John (72.00)

Year	1st	2nd	3rd	4th	Total	Finish	Money
1939	79	66	71	72	288	T11	\$62.33

## Manero, Tony (74.90)

Year	1st	2nd	3rd	4th	Total	Finish	Money
1928					303	T24	
1930	80	79	74	75	308	T10	
1931		75			297	T19	
1932		73			292	T22	
1933		76	76		298	T24	

## Maness, Mark (75.50)

Year	1st	2nd	3rd	4th	Total	Finish	Money
1988	75	76			151	CUT	

## Mangrum, Lloyd (71.81)

Year	1st	2nd	3rd	4th	Total	Finish	Money
1937	75	73	74	75	297	T50	
1938	68	70	70	71	279	T5	\$350.00
1940	75	71	77	75	298	T22	
1941	71	68	78	73	290	T10	130.00
1948	70	72	70	67	279	T2	1,400.00
1949	72	66	76	70	284	T1	2,600.00
1951	73	70	70	67	280	T1	2,600.00
1952	73	78	73	76	300	T22	160.00
1953	69	72	69	70	280	T1	2,750.00
1954	72	75	71	71	289	T35	
1955	74	70	70	70	284	T15	386.25
1956	66	66	68	72	272	T1	6,000.00
1957	74	73	71	74	292	T44	42.85
1958	72	71	78	72	293	T53	
1959	69	72	70	78	289	T26	375.00
1960	69	76	73	73	291	T34	153.64
1961	73	72	71	70	286	T34	177.50
<b>Total</b>							<b>\$17,125.24</b>

## Mangrum, Ray (72.75)

Year	1st	2nd	3rd	4th	Total	Finish	Money
1932		67			287	T10	\$100.00
1933		78	70		294	T14	
1935	74	74	70	73	291	T14	50.00
1940	75	75	73	75	298	T22	
1944					293	T24	
1945					287	T5	866.00
1947					290	T8	475.00
1948	72	74	66	76	288	T11	300.00
<b>Total</b>							<b>\$1,791.00</b>

## Manos, Kelly (73.17)

Year	1st	2nd	3rd	4th	Total	Finish	Money
1994	75	74			149	CUT	
1997	73	71	73	73	290	T71	\$2,744.00
<b>Total</b>							<b>\$2,744.00</b>

## Marad, Dave (73.00)

Year	1st	2nd	3rd	4th	Total	Finish	Money
1967	73	72	69	75	289	T65	
1973	76	68	78	73	295	T65	\$246.50
<b>Total</b>							<b>\$246.50</b>

## Marcano, Ross (79.50)

Year	1st	2nd	3rd	4th	Total	Finish	Money
2007	84	75			159	CUT	

## Marimon, Tony (73.75)

Year	1st	2nd	3rd	4th	Total	Finish	Money
1959	78	73	67	77	295	T61	

## Marino, Steve (70.36)

Year	1st	2nd	3rd	4th	Total	Finish	Money
2008	69	70	71	76	286	T46	\$16,120.00
2009	73	69			142	CUT	
2010	70	67	69	68	274	T5	224,800.00
2011	71	71	70	71	283	T35	28,697.50
<b>Total</b>							<b>\$269,617.50</b>

# Individual Player Records

## Marr, Dave (71.25)

Year	1st	2nd	3rd	4th	Total	Finish	Money
1957	76	71	67	69	283	T3	\$1,900.00
1960	72	71	73	72	288	T24	500.00
1962	71	72	74	75	292	T58	
1963	73	72	72	69	286	T58	
1964	72	71	72	68	283	T7	1,950.00
1965	72	70	73	73	288	T33	425.00
1966	69	71	69	71	280	T8	2,050.00
1967	72	72	69	72	285	T43	257.50
1968	68	69	74	69	280	T4	4,366.67
<b>Total</b>							<b>\$11,449.17</b>

## Marsh, Graham (69.50)

Year	1st	2nd	3rd	4th	Total	Finish	Money
1977	73	67	70	68	278	T5	\$7,700.00

## Marti, Fred (71.95)

Year	1st	2nd	3rd	4th	Total	Finish	Money
1965	72	69	72	76	289	T38	\$296.42
1970	67	71	72	74	284	T39	390.00
1971	73	73			146	CUT	
1972	65	71	75	73	284	T48	260.24
1973	70	73	74	73	290	T43	472.00
1976	73	71	72	74	290	T30	1,008.91
<b>Total</b>							<b>\$2,427.57</b>

## Martin, Ben (73.50)

Year	1st	2nd	3rd	4th	Total	Finish	Money
2011	67	80			147	CUT	

## Martindale, Bill (71.94)

Year	1st	2nd	3rd	4th	Total	Finish	Money
1964	72	73	71	79	295	T60	
1965	71	73	73	72	289	T38	\$296.43
1966	72	71	72	70	285	T32	550.00
1967	67	70	73	72	282	T18	1,300.00
<b>Total</b>							<b>\$2,146.43</b>

## Martin, Casey (71.50)

Year	1st	2nd	3rd	4th	Total	Finish	Money
2000	71	68	73	74	286	T61	\$6,665.00

## Martinez, Dave (75.12)

Year	1st	2nd	3rd	4th	Total	Finish	Money
1935	74	69	78	81	302	T38	
1948					299	T42	

## Martin, Doug (71.00)

Year	1st	2nd	3rd	4th	Total	Finish	Money
1992	68	68	69	68	273	7	\$33,500.00
1994	73	79			152	CUT	
1995	73	67	71	74	285	T58	2,664.00
<b>Total</b>							<b>\$36,164.00</b>

## Martin, Earl (76.00)

Year	1st	2nd	3rd	4th	Total	Finish	Money
1949	72	76	79	77	304	T53	

## Martin, Ernest

Year	1st	2nd	3rd	4th	Total	Finish	Money
1926					296	T19	\$100.00

## Martin, Hutt (74.63)

Year	1st	2nd	3rd	4th	Total	Finish	Money
1927	72	76	72	77	297	T13	\$100.00
1928	75	74	78	73	300	T18	
<b>Total</b>							<b>\$100.00</b>

## Martinez, Richard (73.75)

Year	1st	2nd	3rd	4th	Total	Finish	Money
1962	77	72	71	71	291	T53	
1971	71	73	79	76	299	T69	\$220.00
<b>Total</b>							<b>\$220.00</b>

## Marusic, Milon (73.40)

Year	1st	2nd	3rd	4th	Total	Finish	Money
1949	75	72	74	78	299	T32	
1950	76	72	78	74	300	T36	
1953	74	73	69	75	291	T7	\$850.00
1955	70	70	75	74	289	T47	
1957	76	68	71	74	289	T31	220.00
<b>Total</b>							<b>\$1,070.00</b>

## Maruyama, Daisuke (73.50)

Year	1st	2nd	3rd	4th	Total	Finish	Money
2004	77	70			147	CUT	
2006	76	75			151	CUT	
2007	72	71	70	77	290	74	\$9,984.00
<b>Total</b>							<b>\$9,984.00</b>

## Maruyama, Shigeki (72.08)

Year	1st	2nd	3rd	4th	Total	Finish	Money
1994	76	72			148	CUT	
1995	77	77			154	CUT	
1998	67	79	75	69	290	T59	\$4,557.00
2000	72	72			144	CUT	
2001	67	69	75	74	285	T57	7,514.00
2002	72	72			144	CUT	
2003	74	70	72	75	291	T59	9,765.00
2004	64	66	71	67	268	2	518,400.00
2005	73	70			143	CUT	
2006	74	71			145	CUT	
2007	71	70	75	76	292	T77	9,620.00
2008	71	74	74	70	289	T62	13,082.00
2009	70	74			144	CUT	
2010	74	72			146	CUT	
<b>Total</b>							<b>\$562,938.00</b>

## Mashie, Emil (70.75)

Year	1st	2nd	3rd	4th	Total	Finish	Money
1938	73	68	69	73	283	T11	\$95.66

## Mason, John (73.50)

Year	1st	2nd	3rd	4th	Total	Finish	Money
1995	73	74			147	CUT	

## Massengale, Don (71.08)

Year	1st	2nd	3rd	4th	Total	Finish	Money
1962	72	72	71	74	289	T50	\$33.33
1965	71	76	68	70	285	T13	1,400.00
1967	67	65	74	69	275	T3	5,600.00
1968	71	72	73	78	294	T57	
1970	67	69	72	71	279	T7	2,837.50
1971	72	71	69	72	284	T28	682.00
<b>Total</b>							<b>\$10,552.83</b>

## Massengale, Rik (72.31)

Year	1st	2nd	3rd	4th	Total	Finish	Money
1971	73	71	69	72	285	T38	\$429.00
1974	72	69	71	79	291	T33	849.00
1975	69	76	70	74	289	T23	1,365.00
1976	72	75			147	CUT	
1977	65	73	74	73	285	T18	2,600.00
1978	78	71	74	75	298	T58	415.00
1979	74	72	69	70	285	T18	3,260.00
<b>Total</b>							<b>\$8,918.00</b>

## Masserio, Jim (71.83)

Year	1st	2nd	3rd	4th	Total	Finish	Money
1975	70	76	76	74	296	T54	\$341.25
1976	68	73	68	76	285	T14	3,052.50
1977	70	70	68	73	281	T9	5,200.00
<b>Total</b>							<b>\$8,593.75</b>

## Massingham, Brett (80.50)

Year	1st	2nd	3rd	4th	Total	Finish	Money
2002	81	80			161	CUT	

## Mast, Dick (73.14)

Year	1st	2nd	3rd	4th	Total	Finish	Money
1974	72	75	72	83	302	77	
1986	75	72			147	CUT	
1987	71	69	75	71	286	T45	\$1,602.00
1989	72	72	76	71	291	T67	2,020.00
1991	71	74			145	CUT	
1993	75	76			151	CUT	
1994	71	73	70	73	287	T40	3,800.00
<b>Total</b>							<b>\$7,422.00</b>

## Mathis, David (74.00)

Year	1st	2nd	3rd	4th	Total	Finish	Money
2012	76	73			149	CUT	
2013	71	73	77		221	T76	\$12,342.00
<b>Total</b>							<b>\$12,342.00</b>

# Individual Player Records

## Matsuyama, Hideki (69.75)

Year	1st	2nd	3rd	4th	Total	Finish	Money
2014	70	69	69	71	279	T23	\$57,955.00

## Matteson, Troy (72.77)

Year	1st	2nd	3rd	4th	Total	Finish	Money
2006	73	75			148	CUT	
2007	77	68			145	CUT	
2008	74	74			148	CUT	
2009	71	71			142	CUT	
2010	68	69	74	70	281	T37	\$26,880.00
2011	72	75			147	CUT	
2012	68	75	77	75	295	T69	13,200.00
2013	77	71			148	CUT	
2014	72	75			147	CUT	
<b>Total</b>							<b>\$40,080.00</b>

## Mattiace, Len (71.74)

Year	1st	2nd	3rd	4th	Total	Finish	Money
1993	81	74			155	CUT	
1996	79	71			150	CUT	
1999	71	68	71	73	283	T50	\$6,701.34
2000	72	66	73	72	283	T43	9,238.00
2001	70	68	74	71	283	T43	10,353.00
2002	69	65	67	68	269	1	666,000.00
2003	69	67	71	73	280	T8	135,000.00
2005	77	74			151	CUT	
2006	71	71	74	71	287	T61	10,812.00
2007	76	72			148	CUT	
2008	77	73			150	CUT	
<b>Total</b>							<b>\$838,104.34</b>

## Mauney, Terry (72.10)

Year	1st	2nd	3rd	4th	Total	Finish	Money
1980	72	73	73	73	291	T51	\$590.63
1981	72	76			148	CUT	
1982	63	73	74	72	282	T25	2,193.75
<b>Total</b>							<b>\$2,784.38</b>

## Maxwell, Billy (71.43)

Year	1st	2nd	3rd	4th	Total	Finish	Money
1955	71	71	67	74	283	T12	\$600.00
1956	71	73	71	75	290	T40	70.00
1957	74	68	71	71	284	T9	891.66
1958	71	72	74	67	284	T13	624.00
1959	67	70	72	72	281	3	2,200.00
1960	74	73	74	77	298	T67	
1961	70	72	72	69	283	T21	625.00
1962	72	74	72	71	289	T50	33.34
1963	68	70	70	76	284	T35	136.36
1964	72	74	74	68	288	T23	650.00
1965	73	69	72	72	286	T20	925.00
1966	72	69	71	70	282	T19	933.33
1967	71	71	70	72	284	T33	534.00
1968	73	72	72	72	289	T38	468.00
1970	71	70	69	71	281	T19	1,108.00
<b>Total</b>							<b>\$9,798.69</b>

## May, Bob (72.58)

Year	1st	2nd	3rd	4th	Total	Finish	Money
1985	73	76			149	CUT	
1993	75	71			146	CUT	
1994	69	79			148	CUT	
2000	72	73			145	CUT	
2002	71	69	70	73	283	T55	\$8,251.00
<b>Total</b>							<b>\$8,251.00</b>

## Mayer, Dick (72.91)

Year	1st	2nd	3rd	4th	Total	Finish	Money
1952	78	74	71	80	303	T31	
1953	72	74	76	75	297	T30	\$140.00
1955	75	66	72	72	285	T23	220.00
1958	74	75	72		221	W/D	
1963	73	68	67	76	284	T35	136.36
1970	69	69	74	75	287	T58	190.47
<b>Total</b>							<b>\$686.83</b>

## Mayfair, Billy (70.85)

Year	1st	2nd	3rd	4th	Total	Finish	Money
1989	71	79			150	CUT	
1990	72	70	67	70	279	T32	\$5,533.34
1991	75	70			145	CUT	
1992	68	70	69	70	277	T22	9,600.00
1993	73	71	71		215	T37	4,200.00
1994	71	80			151	CUT	
1995	66	72	68	75	281	T35	5,790.00
1996	73	67	72	72	284	T17	17,400.00
1997	72	70	73	67	282	T27	9,730.00
1998	65	71	69	67	272	1	378,000.00
1999	69	67	69	74	279	T23	23,600.00
2000	72	67	71	70	280	T25	23,663.34
2001	68	69	72	73	282	T33	16,490.00
2002	69	69	71	66	275	T13	74,000.00
2003	72	71	77	69	289	T51	10,732.50
2004	75	69			144	CUT	
2005	70	66			136	T7	134,800.00
2006	66	73	70	69	278	T12	93,985.72
2007	73	71			144	CUT	
2008	68	69	74	74	285	T44	21,080.00
2009	76	67			143	CUT	
2011	77	73			150	CUT	
2012	72	73	72	76	293	T62	13,992.00
<b>Total</b>							<b>\$842,596.90</b>

## Mayfield, Shelley (73.63)

Year	1st	2nd	3rd	4th	Total	Finish	Money
1950	75	75	79	76	305	59	
1953	71	75	74	78	298	T35	\$85.00
1955	72	71	71	70	284	T15	386.25
1958	73	70	71	77	291	T39	112.50
<b>Total</b>							<b>\$583.75</b>

## Mazza, John (77.33)

Year	1st	2nd	3rd	4th	Total	Finish	Money
1980	72	76			148	CUT	
1982	84				84	W/D	

## McCallister, Blaine (72.60)

Year	1st	2nd	3rd	4th	Total	Finish	Money
1982	74	72			146	CUT	
1986	75				75	W/D	
1987	75	75			150	CUT	
1988	74	76			150	CUT	
1989	76	70			146	CUT	
1990	72	74			146	CUT	
1994	70	76	70	68	284	T20	\$10,428.57
1995	72	70	69	67	278	T19	15,060.00
1996	73	72	72	77	294	T68	2,424.00
1997	78	70			148	CUT	
1998	72	72	72	78	294	T74	3,990.00
1999	73	75			148	CUT	
2000	75	66	68	73	282	T37	13,640.00
<b>Total</b>							<b>\$45,542.57</b>

## McCallister, Bob (72.53)

Year	1st	2nd	3rd	4th	Total	Finish	Money
1955		78	73		303	76	
1957	75	72	74	77	298	61	
1958					291	T39	
1962	74	73	70	70	287	T37	\$155.00
1963	67	74	68	72	281	T21	750.00
1965	69	73	72	73	287	T24	627.78
1966	70	71	76	73	290	T52	
1967	72	70	74	70	286	T51	
1969	72	73	72	71	288	T47	220.00
<b>Total</b>							<b>\$1,752.78</b>

# Individual Player Records

## McCarron, Scott (70.78)

Year	1st	2nd	3rd	4th	Total	Finish	Money
1995	70	69	73	72	284	T52	\$2,784.00
1996	73	70	70	73	286	T26	8,340.00
1997	68	73	64	73	278	T6	46,900.00
1998	75	75			150	CUT	
1999	72	67	69	71	279	T23	23,600.00
2000	72	68	72	76	288	T66	6,386.00
2001	68	68	76	71	283	T43	10,353.00
2002	69	65	65	71	270	T2	276,266.66
2003	74	72			146	CUT	
2004	66	65	72	74	277	T20	55,920.00
2005	73	73			146	CUT	
2006	70	74			144	CUT	
2008	72	65	76	73	286	T46	16,120.00
2009	64	68	70	71	273	T10	157,500.00
2010	74	74			148	CUT	
2011	72	72	70	70	284	T45	18,590.00
<b>Total</b>							<b>\$622,759.66</b>

## McComish, John (71.67)

Year	1st	2nd	3rd	4th	Total	Finish	Money
1983	68	71	73	71	283	T56	\$672.00
1986	74	73			147	CUT	
<b>Total</b>							<b>\$672.00</b>

## McCord, Gary (73.19)

Year	1st	2nd	3rd	4th	Total	Finish	Money
1976	70	74	70	71	285	T14	\$3,052.50
1977	72	74	73	79	298	T69	310.00
1979	74	71	68	69	282	T11	5,500.00
1980	75	78			153	CUT	
1982	73	75			148	CUT	
1983	77	73			150	CUT	
1984	75	79			154	CUT	
1985	74	72			146	CUT	
1986	73	70	72	72	287	T39	1,665.00
<b>Total</b>							<b>\$10,527.50</b>

## McCormick, Bruce (74.29)

Year	1st	2nd	3rd	4th	Total	Finish	Money
1935	73	73	78	76	300	T34	
1937	72	73	69	74	288	T16	
1938	68	70	74	69	281	T10	
1944					291	T21	
1946					297	T21	\$50.00
1949	72	76	73	74	295	T15	
1950	75	75	76	77	303	T50	
1951	74	77	76	80	307	T56	
1952	76	77	75	80	308	T55	
1953	76	77	74	72	299	T43	
1955	72	76			300	T72	
<b>Total</b>							<b>\$50.00</b>

## McCormick, Jimmy (71.75)

Year	1st	2nd	3rd	4th	Total	Finish	Money
1938	72	71	69	75	287	T29	\$33.33

## McCullough, Mike (72.61)

Year	1st	2nd	3rd	4th	Total	Finish	Money
1974	74	72	74	72	292	T38	\$675.00
1975	74	72	77	74	297	T58	311.25
1978	74	68	72	72	286	T8	5,225.00
1979	73	72	68	71	284	T16	4,125.00
1980	74	75			149	CUT	
1981	73	77			150	CUT	
1982	73	73			146	CUT	
1983	69	71	70	72	282	T49	726.86
1984	80	71	73	75	299	T60	868.00
1986	74	72	70	69	285	T25	3,290.62
1988	73	71			144	CUT	
<b>Total</b>							<b>\$15,221.73</b>

## McCumber, Mark (69.95)

Year	1st	2nd	3rd	4th	Total	Finish	Money
1983	69	68	65	70	272	T2	\$22,400.00
1984	71	72	71	70	284	T4	17,600.00
1987	70	72	73	69	284	T36	2,704.28
1989	70	74			144	W/D	
1992	68	70	69	67	274	T8	28,000.00
1993	71	70	70		211	T14	17,000.00
<b>Total</b>							<b>\$87,704.28</b>

## McDaniel, Albert (76.50)

Year	1st	2nd	3rd	4th	Total	Finish	Money
1955	74	79			306	T82	

## McDowell, Graeme (71.70)

Year	1st	2nd	3rd	4th	Total	Finish	Money
2005	74	73			147	CUT	
2006	73	72			145	CUT	
2009	70	71	66	73	280	T41	\$20,386.80
2013	73	72			145	CUT	
<b>Total</b>							<b>\$20,386.80</b>

## McEntee, Shawn (74.50)

Year	1st	2nd	3rd	4th	Total	Finish	Money
1989	72	70	82	74	298	T8	\$1,840.00
1990	73	76			149	CUT	
<b>Total</b>							<b>\$1,840.00</b>

## McGee, Jerry (72.33)

Year	1st	2nd	3rd	4th	Total	Finish	Money
1971	78	73			151	CUT	
1975	70	73	70	70	283	T6	\$4,668.75
1977	70	72	71	67	280	T7	6,150.00
1978	71	74	72	71	288	T17	2,500.00
1980	73	75			148	CUT	
1981	79	73			152	CUT	
<b>Total</b>							<b>\$13,318.75</b>

## McGinley, Paul (71.25)

Year	1st	2nd	3rd	4th	Total	Finish	Money
2002	71	70	76	71	288	T74	\$6,956.00
2006	70	70	71	74	285	T51	11,934.00
2007	70	71	69	72	282	T37	22,360.00
<b>Total</b>							<b>\$41,250.00</b>

## McGirt, William (70.75)

Year	1st	2nd	3rd	4th	Total	Finish	Money
2011	72	75			147	CUT	
2013	73	72			145	CUT	
2014	69	67	65	73	274	T6	\$216,912.50
<b>Total</b>							<b>\$216,912.50</b>

## McGovern, Jim (72.24)

Year	1st	2nd	3rd	4th	Total	Finish	Money
1991	73	74			147	CUT	
1992	69	70	70	72	281	T50	\$2,362.50
1993	67	72	73		212	T19	11,285.71
1994	69	76	75	71	291	T57	2,230.00
1995	75	72			147	CUT	
1997	73	72			145	CUT	
1998	73	74			147	CUT	
2001	73	74			147	CUT	
<b>Total</b>							<b>\$15,878.21</b>

## McGowan, Jack (72.36)

Year	1st	2nd	3rd	4th	Total	Finish	Money
1965	69	73	70	73	285	T13	\$1,400.00
1966	74	72	76		222	W/D	
1967	72	72	73	72	289	T65	
<b>Total</b>							<b>\$1,400.00</b>

# Individual Player Records

## McGowan, Pat (72.03)

Year	1st	2nd	3rd	4th	Total	Finish	Money
1978	73	74	78	71	296	T51	\$475.00
1979	71	76	71	70	288	T34	1,318.75
1980	77	72			149	CUT	
1981	71	71	73	68	283	T37	1,413.00
1983	71	72			143	CUT	
1984	75	76	73	79	303	T3	776.00
1986	74	70	70	73	287	T39	1,665.00
1987	71	72	65	72	280	T10	12,857.15
1988	68	72	70	75	285	T46	2,002.50
1990	71	70	68	74	283	T56	2,230.00
1991	69	72	70	73	284	T43	2,870.91
<b>Total</b>							<b>\$25,608.31</b>

## McGuire, Paul (73.50)

Year	1st	2nd	3rd	4th	Total	Finish	Money
1953	76	73	73	82	304	T62	
1955	75	71	70	70	286	T28	\$145.00
1964	73	72	72	75	292	T45	
<b>Total</b>							<b>\$145.00</b>

## McHale, Jimmy (73.75)

Year	1st	2nd	3rd	4th	Total	Finish	Money
1937	75	73	74	73	295	T38	

## McHatton, Greg (75.75)

Year	1st	2nd	3rd	4th	Total	Finish	Money
1983	75	73			148	CUT	
1986	79	76			155	CUT	

## McIntire, Paul (77.00)

Year	1st	2nd	3rd	4th	Total	Finish	Money
1992	78	76			154	CUT	

## McKeown, George (73.75)

Year	1st	2nd	3rd	4th	Total	Finish	Money
1963	71	74	74	76	295	T80	

## McLachlin, Parker (73.17)

Year	1st	2nd	3rd	4th	Total	Finish	Money
2009	75	72			147	CUT	
2010	71	73	72	76	292	T71	\$12,672.00
<b>Total</b>							<b>\$12,672.00</b>

## McLardy, Andrew (72.50)

Year	1st	2nd	3rd	4th	Total	Finish	Money
2001	77	68			145	CUT	

## McLendon, Mac (71.79)

Year	1st	2nd	3rd	4th	Total	Finish	Money
1969	69	68	77	68	282	T8	\$2,716.67
1970	70	73	72	73	288	T67	190.47
1972	71	68	74	67	280	T19	1,437.50
1976	72	70	66	75	283	T11	4,070.00
1978	73	75	72	80	300	T64	365.00
1979	75	71	74	70	290	T44	825.00
<b>Total</b>							<b>\$9,604.64</b>

## McMullen, John (71.92)

Year	1st	2nd	3rd	4th	Total	Finish	Money
1959	66	70	74	75	285	T10	\$1,062.50
1960	77	73	70	72	292	T45	22.23
1961	69	75	69	73	286	T34	177.50
<b>Total</b>							<b>\$1,262.23</b>

## McNeill, George (70.35)

Year	1st	2nd	3rd	4th	Total	Finish	Money
2007	71	70	67	75	283	T44	\$15,347.43
2008	72	69	71	72	284	T36	27,318.75
2009	71	71			142	CUT	
2010	70	69	66	69	274	T5	224,800.00
2012	76	67	73	73	289	T49	16,676.00
2013	71	70	72	70	283	T33	35,640.00
2014	69	68	66	71	274	T6	216,912.50
<b>Total</b>							<b>\$536,694.68</b>

## McNickle, Artie (71.64)

Year	1st	2nd	3rd	4th	Total	Finish	Money
1977	69	72	76	70	287	T28	\$1,450.00
1979	71	69	72	69	281	T10	6,750.00
1980	74				74	W/D	
1981	71	75			146	CUT	
<b>Total</b>							<b>\$8,200.00</b>

## McRoy, Spike (72.50)

Year	1st	2nd	3rd	4th	Total	Finish	Money
1998	76	71			147	CUT	
2001	70	73			143	CUT	
2002	71	78			149	CUT	
2003	71	76			147	CUT	
2004	71	69	71	73	284	T59	\$10,416.00
<b>Total</b>							<b>\$10,416.00</b>

## McSpaden, Harold (71.66)

Year	1st	2nd	3rd	4th	Total	Finish	Money
1935	73	72	73	71	289	T6	\$168.00
1936		75	77		290	T12	90.00
1937	74	75	68	76	293	T32	25.00
1938	68	71	72	72	283	T11	95.66
1939	68	72	70	71	281	T2	990.00
1941	73	73	74	71	291	T11	95.00
1944					278	T1	4,375.00
1945					284	T2	1,600.00
1946					291	T6	650.00
<b>Total</b>							<b>\$8,088.66</b>

## McVeigh, Horter

Year	1st	2nd	3rd	4th	Total	Finish	Money
1941					294	T18	

## Mediate, Rocco (70.86)

Year	1st	2nd	3rd	4th	Total	Finish	Money
1986	76	75			151	CUT	
1987	74	77			151	CUT	
1989	70	71	70	72	283	T22	\$10,400.00
1990	65	67	67	71	270	T3	58,000.00
1991	70	69	66	70	275	T6	33,500.00
1992	67	68	66	70	271	T5	40,000.00
1993	71	71	75		217	T58	2,170.00
1995	72	77			149	CUT	
1996	71	71	73	72	287	T34	6,060.00
1999	69	70	66	73	278	T15	40,670.00
2000	71	70	64	74	279	T18	37,731.43
2001	67	70	74	70	281	T25	24,862.50
2002	69	69	69	72	279	T29	24,050.00
2003	73	72	70	75	290	T55	10,215.00
2004	74	71			145	CUT	
2005	70	67			137	T13	77,333.34
2006	72	73			145	CUT	
2007	71	66	71	68	276	T9	135,200.00
2008	75	70	70	74	289	T62	13,082.00
2009	70	68	70	72	280	T41	20,386.80
2010	75				75	W/D	
2011	77				77	W/D	
2012	74	72			146	CUT	
<b>Total</b>							<b>\$533,661.07</b>

## Medlin, Scott (73.50)

Year	1st	2nd	3rd	4th	Total	Finish	Money
1996	74	73			147	CUT	

## Mednick, Adam (74.50)

Year	1st	2nd	3rd	4th	Total	Finish	Money
1997	74	75			149	CUT	

## Meeks, Eric (77.00)

Year	1st	2nd	3rd	4th	Total	Finish	Money
1989	78	76			154	CUT	

## Mehlhorn, Bill (73.56)

Year	1st	2nd	3rd	4th	Total	Finish	Money
1926					294	T12	\$100.00
1927	72	77	76	78	303	T3	
1928	71	75	74	72	292	T4	533.33
1934					288	T2	742.00
<b>Total</b>							<b>\$1,375.33</b>



# Individual Player Records

## Meier, Ted (77.50)

Year	1st	2nd	3rd	4th	Total	Finish	Money
1980	75	80			155	CUT	

## Melnyk, Steve (72.69)

Year	1st	2nd	3rd	4th	Total	Finish	Money
1977	71	73	70	72	286	T21	\$1,805.71
1978	74	73	72	69	288	T17	2,500.00
1979	73	73	70	78	294	T63	530.00
1980	79	69			148	CUT	
1981	73	74			147	CUT	

**Total \$4,835.71**

## Mengert, Al (72.25)

Year	1st	2nd	3rd	4th	Total	Finish	Money
1953	71	70	79	78	298	T35	
1954	73	73	73	72	291	T44	
1967	70	69	70	74	283	T23	\$800.00
1970	70	72	68	74	284	T39	390.00

**Total \$1,190.00**

## Menne, Bob (72.50)

Year	1st	2nd	3rd	4th	Total	Finish	Money
1974	74	68	72	76	290	T27	\$1,087.50

## Merrick, John (71.30)

Year	1st	2nd	3rd	4th	Total	Finish	Money
2007	74	71			145	CUT	
2008	71	75			146	CUT	
2009	66	71	72	75	284	T64	\$13,104.00
2010	70	72	68	75	285	T54	14,464.00
2012	74	74			148	CUT	
2013	68	66	70	69	273	1	1,188,000.00
2014	72	73			145	CUT	

**Total \$1,215,568.00**

## Merrins, Ed (80.00)

Year	1st	2nd	3rd	4th	Total	Finish	Money
1980	81	79			160	CUT	

## Merrins, Eddie (71.75)

Year	1st	2nd	3rd	4th	Total	Finish	Money
1969	70	74	70	73	287	T40	\$361.43

## Merritt, Troy (73.25)

Year	1st	2nd	3rd	4th	Total	Finish	Money
2011	71	74	75	73	293	76	\$12,220.00

## Meshiai, Hajime (73.50)

Year	1st	2nd	3rd	4th	Total	Finish	Money
1988	70	77			147	CUT	

## Metz, Dick (72.88)

Year	1st	2nd	3rd	4th	Total	Finish	Money
1932		70			285	T2	\$937.50
1933		74	75		295	T19	
1935	69	76	73	75	293	T18	32.00
1938	73	72	71	74	290	T44	
1939					291	17	
1940	74	71	75	73	293	16	25.00
1942	76	68	74	73	291	T13	90.00
1946					291	T6	650.00
1947					295	T18	138.33

**Total \$1,872.83**

## Meyer, Dennis (78.38)

Year	1st	2nd	3rd	4th	Total	Finish	Money
1964	82	87	79	83	331	76	
1978	72	75	73	76	296	T51	\$475.00

**Total \$475.00**

## Meyer, Robert (73.25)

Year	1st	2nd	3rd	4th	Total	Finish	Money
1988	75	72			147	CUT	
1990	72	74			146	CUT	

## Meyerson, Eddie (73.50)

Year	1st	2nd	3rd	4th	Total	Finish	Money
1959	74	75	72	73	294	T57	

## Miartuz, Chico (71.75)

Year	1st	2nd	3rd	4th	Total	Finish	Money
1961	73	74	66	73	286	T34	\$177.50
1962	70	74	73	71	288	T43	111.43

**Total \$288.93**

## Micheel, Shaun (71.86)

Year	1st	2nd	3rd	4th	Total	Finish	Money
1997	77	73			150	CUT	
2000	76	74			150	CUT	
2001	72	74			146	CUT	
2003	74	69	72	66	281	T10	\$96,428.58
2004	64	70	73	71	278	T24	37,140.00
2006	70	71	73	67	281	T30	30,982.50
2007	70	69	71	77	287	T65	10,868.00
2008	76	75			151	CUT	
2011	72	69	72	75	288	T66	13,455.00

**Total \$188,874.08**

## Mickelson, Phil (70.29)

Year	1st	2nd	3rd	4th	Total	Finish	Money
1988	76	72			148	CUT	
1993	70	71	71		212	T19	\$11,285.71
1994	70	73	73	69	285	T27	6,245.46
1995	71	74			145	CUT	
1996	75	75			150	CUT	
1998	67	76	74	71	288	T52	4,924.50
1999	68	72	68	70	278	T15	40,670.00
2001	73	74			147	CUT	
2007	66	65	69	68	268	2	561,600.00
2008	68	64	70	70	272	1	1,116,000.00
2009	63	72	62	72	269	1	1,134,000.00
2010	72	66	71	73	282	T45	20,480.00
2011	71	70	74	68	283	T35	28,697.50
2012	66	70	70	71	277	T2	580,800.00
2013	71	67	72	71	281	T21	66,000.00

**Total \$3,570,703.17**

## Middlecoff, Cary (72.00)

Year	1st	2nd	3rd	4th	Total	Finish	Money
1949	74	70	74	74	292	T11	\$423.33
1950	73	76	74	74	297	T23	82.50
1951	73	70	68	77	288	T4	1,033.33
1953	70	74	79	69	292	T9	625.00
1954	76	71	69	71	287	T18	230.56
1955	71	69	71	71	282	T8	787.50
1956	70	69	68	70	277	4	1,800.00
1957	70	71	71	73	285	T15	605.00
1961	72	69	73	75	289	T50	25.00
1962	71	76	71	73	291	T53	

**Total \$5,612.22**

## Miles, Mike (73.83)

Year	1st	2nd	3rd	4th	Total	Finish	Money
1986	77	73			150	CUT	
1988	73	74			147	CUT	
1991	71	75			146	CUT	

## Miller, Allen (73.19)

Year	1st	2nd	3rd	4th	Total	Finish	Money
1974	72	68	74	77	291	T33	\$849.00
1977	75	72	76	73	296	T63	360.00
1978	72	75	72	74	293	T40	840.00
1979	70	75	70	71	286	T23	2,300.00
1980	70	81			151	CUT	
1982	80				80	W/D	
1983	71	74			145	CUT	
1984	72	71	73	72	288	T9	10,000.00
1985	74	72			146	CUT	

**Total \$14,349.00**

# Individual Player Records

## Miller, Johnny (71.12)

Year	1st	2nd	3rd	4th	Total	Finish	Money
1970	73	70	71	71	285	T46	\$240.00
1972	69	68	70	71	278	T8	3,265.00
1973	67	73	72	72	284	T17	1,890.00
1974	71	66	71	73	281	5	6,150.00
1975	72	73	68	74	287	T15	2,325.00
1976	72	74	78	72	296	T66	305.33
1978	77	72	70	76	295	T47	565.00
1979	73	74	71	73	291	T47	627.78
1980	69	71	71	71	282	T7	6,291.67
1981	66	69	67	68	270	1	54,000.00
1982	68	68	66	69	271	2	32,400.00
1983	70	73			143	CUT	
1984	71	72	72	70	285	T6	13,900.00
1985	73	69	71	74	287	T50	974.00
1986	69	73	69	75	286	T33	2,377.50
1987	78	73			151	CUT	
1988	70	70	73		213	W/D	
1989	71	70	70	69	280	T9	25,000.00
<b>Total</b>							<b>\$150,311.28</b>

## Miller, Lindy (71.75)

Year	1st	2nd	3rd	4th	Total	Finish	Money
1980	74	72	71	70	287	T40	\$1,025.00

## Miller, Scott (74.17)

Year	1st	2nd	3rd	4th	Total	Finish	Money
2006	71	72	74	75	292	T6	\$9,588.00
2007	78	75			153	CUT	

## Miller, Zack (70.25)

Year	1st	2nd	3rd	4th	Total	Finish	Money
2011	76	66	71	68	281	T25	\$51,837.50

## Mills, Jon (73.50)

Year	1st	2nd	3rd	4th	Total	Finish	Money
2006	73	74			147	CUT	

## Milward, Jim (74.67)

Year	1st	2nd	3rd	4th	Total	Finish	Money
1940	73	73	77	75	298	T22	
1948	73	73	73	72	291	T19	\$73.33
1949	78	76	74	79	307	T58	
<b>Total</b>							<b>\$73.33</b>

## Minier, Marc (76.50)

Year	1st	2nd	3rd	4th	Total	Finish	Money
1989	77	76			153	CUT	

## Mitchell, Jeff (75.17)

Year	1st	2nd	3rd	4th	Total	Finish	Money
1982	77	71			148	CUT	
1983	74	73			147	CUT	
1984	75	81			156	CUT	

## Miyamoto, Katsumasa (72.50)

Year	1st	2nd	3rd	4th	Total	Finish	Money
1999	75	70			145	CUT	

## Miyase, Hirofumi (76.25)

Year	1st	2nd	3rd	4th	Total	Finish	Money
1994	77	81			158	CUT	
2004	76	71			147	CUT	

## Mize, Larry (71.25)

Year	1st	2nd	3rd	4th	Total	Finish	Money
1983	70	71	73	73	287	T76	\$555.00
1984	75	76	71	73	295	T42	1,228.80
1985	70	62	71	72	275	T7	12,050.00
1986	69	76	70	71	286	T33	2,377.50
1988	74	71			145	CUT	
1989	68	75	72	75	290	T60	2,140.00
1990	70	71	66	68	275	T15	17,000.00
1991	72	71	72	70	285	T54	2,270.00
1992	69	70	67	70	276	T17	14,000.00
1994	70	74	72	71	287	T40	3,800.00
1996	71	74	72	74	291	T57	2,688.00
1997	72	73			145	CUT	
1999	75	66	70	71	282	T44	8,465.33
2000	71	68	68	74	281	T31	17,980.00
2001	70	73			143	CUT	
2003	73	74			147	CUT	
<b>Total</b>							<b>\$84,554.63</b>

## Mizumaki, Yoshinori (72.70)

Year	1st	2nd	3rd	4th	Total	Finish	Money
1993	77	72			149	CUT	
1994	72	72	77	66	287	T40	\$3,800.00
1996	72	72	70	77	291	T57	2,688.00
<b>Total</b>							<b>\$6,488.00</b>

## Moe, Kris (74.50)

Year	1st	2nd	3rd	4th	Total	Finish	Money
1986	76	73			149	CUT	

## Mogg, Brian (73.25)

Year	1st	2nd	3rd	4th	Total	Finish	Money
1986	73	75			148	CUT	
1988	72	73			145	CUT	

## Molder, Bryce (70.70)

Year	1st	2nd	3rd	4th	Total	Finish	Money
2009	72	77			149	CUT	
2010	71	68	71	70	280	T32	\$36,224.00
2011	72	75			147	CUT	
2012	74	67	66	76	283	T17	86,365.71
2013	74	65	74	68	281	T21	66,000.00
2014	69	69	69	67	274	T6	216,912.50
<b>Total</b>							<b>\$405,502.21</b>

## Molinari, Francesco (70.50)

Year	1st	2nd	3rd	4th	Total	Finish	Money
2014	67	73	71	71	282	T40	\$26,130.00

## Mollica, Tony (78.00)

Year	1st	2nd	3rd	4th	Total	Finish	Money
1997	76	80			156	CUT	

## Monday, Dan (75.50)

Year	1st	2nd	3rd	4th	Total	Finish	Money
2000	75	76			151	CUT	

## Montague, John

Year	1st	2nd	3rd	4th	Total	Finish	Money
1940					299	T26	

## Montalbano, Chuck (76.00)

Year	1st	2nd	3rd	4th	Total	Finish	Money
1980	75	77			152	CUT	

## Montgomerie, Colin (70.25)

Year	1st	2nd	3rd	4th	Total	Finish	Money
2003	75	71			146	CUT	
2005	71	64			135	T5	\$182,400.00
<b>Total</b>							<b>\$182,400.00</b>

## Montgomery, Jack (71.75)

Year	1st	2nd	3rd	4th	Total	Finish	Money
1968	70	69	75	77	291	T47	\$143.34
1969	71	72	70	72	285	T28	666.67
1970	72	70	70	73	285	T46	240.00
<b>Total</b>							<b>\$1,050.01</b>

# Individual Player Records

## Monti, Eric (72.41)

Year	1st	2nd	3rd	4th	Total	Finish	Money
1947					295	T18	\$138.33
1948					300	T45	
1949	71	67	76	74	288	T3	1,112.50
1950	73	70	75	75	293	T15	236.66
1951	75	75	74	73	297	T25	20.00
1952	73	77	72	76	298	T15	230.00
1953	72	75	74	73	294	T13	405.00
1954	74	69	72	69	284	T9	675.00
1955	69	67	69	77	282	T8	787.50
1956	73	68	72	70	283	T9	850.00
1959	72	72	74	74	292	T42	15.71
1960	66	71	68	80	285	T7	1,400.00
1961	67	70	73	72	282	T14	900.00
1962	74	72	71	70	287	T37	155.00
1963	71	74	72	68	285	T47	50.00
<b>Total</b>							<b>\$6,975.70</b>

## Moody, Griff (76.00)

Year	1st	2nd	3rd	4th	Total	Finish	Money
1984	79	73			152	CUT	

## Moody, Orville (71.50)

Year	1st	2nd	3rd	4th	Total	Finish	Money
1971	70	72	75	70	287	T50	\$220.00
1972	69	71	70	72	282	T30	702.27
1975	75	71	74	72	292	T35	791.25
1976	70	72	72	75	289	T27	1,369.00
1983	69	70	69	72	280	T38	1,320.00
<b>Total</b>							<b>\$4,402.52</b>

## Moore, Frank (76.75)

Year	1st	2nd	3rd	4th	Total	Finish	Money
1950	77	78	74	78	307	T62	

## Moore, Patrick (76.00)

Year	1st	2nd	3rd	4th	Total	Finish	Money
2004	79	73			152	CUT	

## Moore, Ryan (71.33)

Year	1st	2nd	3rd	4th	Total	Finish	Money
2007	75	70			145	CUT	
2008	72	71	71	75	289	T62	\$13,082.00
2009	68	71	77	71	287	T7	12,474.00
2010	70	74	75		219	T76	11,840.00
2011	69	68	70	69	276	T4	268,666.66
2012	72	69	68	74	283	T17	86,365.71
2013	70	67	71	74	282	T27	45,870.00
2014	69	76			145	CUT	
<b>Total</b>							<b>\$438,298.37</b>

## Moore, Tommy (73.50)

Year	1st	2nd	3rd	4th	Total	Finish	Money
1990	72	73			145	CUT	
1994	75	74			149	CUT	

## Moran, Paul (73.13)

Year	1st	2nd	3rd	4th	Total	Finish	Money
1977	73	72	73	71	289	T34	\$988.57
1978	73	75	74	74	296	T51	475.00
<b>Total</b>							<b>\$1,463.57</b>

## Morgan, Dan (76.00)

Year	1st	2nd	3rd	4th	Total	Finish	Money
1959	75	76	77	76	304	69	

## Morgan, Gil (70.68)

Year	1st	2nd	3rd	4th	Total	Finish	Money
1974	73	73	73	74	293	T43	\$481.87
1976	74	68	70	68	280	6	6,660.00
1977	77	69	67	68	281	T9	5,200.00
1978	66	69	73	70	278	1	40,000.00
1979	74	71	76	70	291	T47	627.77
1980	70	70	71	71	282	T7	6,291.67
1981	65	69	69	70	273	T3	17,400.00
1982	74	71	70	68	283	T33	1,695.00
1983	71	68	63	68	270	1	54,000.00
1984	76	74	69	73	292	T28	2,660.00
1985	70	69	71	69	279	T17	5,800.00
1989	71	72	73	75	291	T67	2,020.00
1990	67	67	65	70	269	2	108,000.00
1991	67	71	72	71	281	T30	6,075.00
1993	73	70	74		217	T58	2,170.00
1995	76	73			149	CUT	
1996	71	73	72	69	285	T21	12,480.00
<b>Total</b>							<b>\$271,561.31</b>

## Morland IV, David (74.50)

Year	1st	2nd	3rd	4th	Total	Finish	Money
2009	75	74			149	CUT	

## Morley, Mike (71.97)

Year	1st	2nd	3rd	4th	Total	Finish	Money
1970	69	73	74	73	289	T7	\$190.47
1973	73	73	71	74	291	T48	355.20
1974	77	70	72	74	293	T43	481.87
1975	73	71	74	74	292	T35	791.25
1978	71	74	75	72	292	T34	1,032.00
1980	73	70	69	73	285	T25	1,788.88
1981	69	70	71	72	282	T34	1,695.00
1982	67	69	70	73	279	T10	7,500.00
<b>Total</b>							<b>\$13,834.67</b>

## Morris, Chad (78.50)

Year	1st	2nd	3rd	4th	Total	Finish	Money
1990	77	80			157	CUT	

## Morrison, Fred (74.25)

Year	1st	2nd	3rd	4th	Total	Finish	Money
1926					295	T16	\$100.00
1928	76	76	75	72	299	T16	
1929	78	75	77	76	306	T16	
1932		72			295	T34	
1933		71	74		289	T6	226.00
1935	73	75	76	83	307	47	
1936		69	78		293	T17	29.00
1937	73	75	72	79	299	T56	
1938	76	73	69	72	290	T44	
<b>Total</b>							<b>\$355.00</b>

## Morse, John (74.00)

Year	1st	2nd	3rd	4th	Total	Finish	Money
1994	74	73			147	CUT	
1998	73	76			149	CUT	

## Mosel, Stan (72.75)

Year	1st	2nd	3rd	4th	Total	Finish	Money
1958	75	73	72	71	291	T39	\$112.50

## Moser, Al (74.50)

Year	1st	2nd	3rd	4th	Total	Finish	Money
1928	76	77	72	73	298	15	

## Mosk, Sandy (75.25)

Year	1st	2nd	3rd	4th	Total	Finish	Money
1955		76	74		301	74	

## Moss, Perry (72.67)

Year	1st	2nd	3rd	4th	Total	Finish	Money
1993	73	70	75		218	T66	\$2,010.00

## Mowlds, Jerry (74.75)

Year	1st	2nd	3rd	4th	Total	Finish	Money
1968	76	70	74	79	299	T70	

# Individual Player Records

## Mowry, Larry (72.00)

Year	1st	2nd	3rd	4th	Total	Finish	Money
1963	72	70	70	76	288	T67	
1964	76	70	71	75	292	T45	
1965	74	73	70	72	289	T38	\$296.43
1970	71	65	71	75	282	T24	742.22
1971	71	73	75	76	295	67	220.00
1972	71	68	68	75	282	T30	702.27
<b>Total</b>							<b>\$1,960.92</b>

## Moze, Joe (74.00)

Year	1st	2nd	3rd	4th	Total	Finish	Money
1937	75	73	74	74	296	T44	

## Mudd, Jodie (70.98)

Year	1st	2nd	3rd	4th	Total	Finish	Money
1983	71	69	71	66	277	T18	\$3,780.00
1985	71	75			146	CUT	
1986	70	72	71	72	285	T25	3,290.63
1987	78	67	69	72	286	T45	1,602.00
1988	72	67	70	71	280	T23	6,321.43
1989	72	73	73	75	293	T74	1,910.00
1990	71	70	67	72	280	T38	4,000.00
1991	77	74			151	CUT	
1992	72	67	71	68	278	T27	7,100.00
1993	71	68	71		210	T6	28,187.50
1994	79	72			151	CUT	
1995	66	71	69	67	273	6	43,200.00
<b>Total</b>							<b>\$99,391.56</b>

## Muehr, Michael (70.88)

Year	1st	2nd	3rd	4th	Total	Finish	Money
2001	74	63	70	72	279	T13	\$58,285.71
2002	73	68	72	75	288	T74	6,956.00
<b>Total</b>							<b>\$65,241.71</b>

## Mullane, Chris (76.00)

Year	1st	2nd	3rd	4th	Total	Finish	Money
1987	75	77			152	CUT	

## Mullins, Moon (71.75)

Year	1st	2nd	3rd	4th	Total	Finish	Money
1962	72	71	74	70	287	T37	\$155.00

## Munday, Rod (73.12)

Year	1st	2nd	3rd	4th	Total	Finish	Money
1932		74			292	T22	
1936		71	74		293	T17	\$29.00
<b>Total</b>							<b>\$29.00</b>

## Murchison, Bill (75.50)

Year	1st	2nd	3rd	4th	Total	Finish	Money
1993	74	77			151	CUT	

## Murota, Kiyoshi (71.00)

Year	1st	2nd	3rd	4th	Total	Finish	Money
1994	69	67	73	75	284	T20	\$10,428.57

## Murphy, Bob (73.13)

Year	1st	2nd	3rd	4th	Total	Finish	Money
1968	73	73	75	76	297	T68	
1970	72	71	71	73	287	T58	\$190.48
1973	72	71	74	71	288	T32	749.38
1984	76	76			152	CUT	
1985	72	74			146	CUT	
<b>Total</b>							<b>\$939.86</b>

## Murphy, Sean (73.38)

Year	1st	2nd	3rd	4th	Total	Finish	Money
1990	72	74			146	CUT	
1991	74	85			159	CUT	
1994	77	75			152	CUT	
1996	71	70	70	71	282	T14	\$22,200.00
2000	74	68			142	CUT	
2001	72	68	74	79	293	T77	6,324.00
<b>Total</b>							<b>\$28,524.00</b>

## Murra, Mike (73.00)

Year	1st	2nd	3rd	4th	Total	Finish	Money
1933		70	76		294	T14	
1938	73	73	73	71	290	T44	

## Myerson, Ed (75.75)

Year	1st	2nd	3rd	4th	Total	Finish	Money
1958	74	80	73	76	303	T72	

## Myerson, Eddie (80.00)

Year	1st	2nd	3rd	4th	Total	Finish	Money
1984	81	79			160	CUT	

## Na, Kevin (71.35)

Year	1st	2nd	3rd	4th	Total	Finish	Money
2004	76	72			148	CUT	
2005	75	74			149	CUT	
2006	68	76			144	CUT	
2007	70	69	69	73	281	T33	\$28,730.00
2008	66	76	73	72	287	T55	14,074.00
2009	67	69	72	69	277	T25	49,140.00
2010	72	67	71	66	276	T10	147,200.00
2011	71	66	67	71	275	3	442,000.00
2012	74	71	78	77	300	76	12,408.00
2013	74	71			145	CUT	
2014	71	73			144	CUT	
<b>Total</b>							<b>\$693,552.00</b>

## Nabholtz, Larry (74.50)

Year	1st	2nd	3rd	4th	Total	Finish	Money
1927	74	71	77	76	298	T16	\$100.00

## Nakajima, Tommy (72.33)

Year	1st	2nd	3rd	4th	Total	Finish	Money
1984	75	71	73	71	290	T17	\$5,413.33
1988	71	73			144	CUT	
<b>Total</b>							<b>\$5,413.33</b>

## Nary, Bill (73.28)

Year	1st	2nd	3rd	4th	Total	Finish	Money
1949	72	73	76	67	288	T3	\$1,112.50
1951	78	75	72	76	301	T43	
1952	73	76	77	82	308	T55	
1953	74	73	75	72	294	T13	405.00
1954	67	70	74	74	285	T13	500.00
1955	74	69	70	75	288	T40	
1956	73	70	73	75	291	T44	
1957	74	70	73	73	290	T36	166.66
<b>Total</b>							<b>\$2,184.16</b>

## Nelford, Jim (71.48)

Year	1st	2nd	3rd	4th	Total	Finish	Money
1980	71	71	70	72	284	T20	\$2,810.00
1981	74	70			144	CUT	
1982	70	70	70	68	278	T7	9,350.00
1983	69	66	72	71	278	T24	2,430.00
1984	77	75			152	CUT	
1985	72	72	69	73	286	T46	1,134.00
1987	74	73			147	CUT	
1988	75				75	W/D	
<b>Total</b>							<b>\$15,724.00</b>

## Nelson, Byron (72.31)

Year	1st	2nd	3rd	4th	Total	Finish	Money
1933		76	71		294	T14	
1934					297	T26	\$36.00
1935	75	74	80	74	303	T40	
1936		72	75		287	7	200.00
1937	73	71	70	71	285	T9	75.00
1938	71	71	72	77	291	T49	
1939	72	70	74	70	286	T7	129.25
1942	72	74	70	72	288	T6	350.00
1944					283	T3	1,125.00
1945					284	T2	1,600.00
1946					284	1	2,666.67
<b>Total</b>							<b>\$6,181.92</b>

## Nelson, Gunnar (73.00)

Year	1st	2nd	3rd	4th	Total	Finish	Money
1938	72	77	69	74	292	T53	

# Individual Player Records

## Nelson, Larry (71.74)

Year	1st	2nd	3rd	4th	Total	Finish	Money
1977	76	68	76	69	289	T34	\$988.57
1978	75	68	77	72	292	T34	1,032.00
1981	72	71	68	70	281	T26	2,193.75
1984	71	78	70	70	289	T14	7,200.00
1986	76	71			147	CUT	
1987	76	75			151	CUT	
1990	68	71	70	69	278	31	6,500.00
1991	65	71	76	72	284	T43	2,870.91
1993	75	72			147	CUT	
1997	71	72	69	69	281	T20	14,600.00
<b>Total</b>							<b>\$35,385.23</b>

## Nevil, Dwight (73.42)

Year	1st	2nd	3rd	4th	Total	Finish	Money
1973	74	69	79	70	292	T54	\$310.40
1975	71	76	78	73	298	T62	281.25
1977	71	73	72	75	291	T46	532.86
<b>Total</b>							<b>\$1,124.51</b>

## Newton, Jack (73.00)

Year	1st	2nd	3rd	4th	Total	Finish	Money
1979	72	74	72	73	291	T47	\$627.78
1980	78	70			148	CUT	
1981	73	72			145	CUT	
<b>Total</b>							<b>\$627.78</b>

## Nichols, Bobby (71.26)

Year	1st	2nd	3rd	4th	Total	Finish	Money
1962	72	68	70	69	279	T5	\$1,900.00
1964	69	68	73	71	281	2	4,000.00
1965	70	72	69	71	282	T4	3,300.00
1966	76	69	68	68	281	T13	1,450.00
1967	70	73	72	71	286	T51	
1968	74	71	73	72	290	T43	300.00
1969	74	70	70	69	283	T11	1,900.00
1970	71	72	69	68	280	T11	1,787.50
1971	72	70	73	71	286	T47	264.00
1972	71	72	74	69	286	T58	238.10
1973	75	71	74	73	293	59	310.40
1975	73	74	75		222	W/D	
<b>Total</b>							<b>\$15,450.00</b>

## Nicklaus, Gary (73.50)

Year	1st	2nd	3rd	4th	Total	Finish	Money
1994	73	74			147	CUT	

## Nicklaus, Jack (70.76)

Year	1st	2nd	3rd	4th	Total	Finish	Money
1962	74	70	72	73	289	T50	\$33.33
1963	71	74	68	69	282	T24	525.00
1967	69	74	72	71	286	T51	
1973	69	70	71	70	280	T6	4,860.00
1974	66	73	71	75	285	T11	3,450.00
1975	69	75	71	65	280	3	10,650.00
1978	72	66	70	72	280	2	22,800.00
1980	73	70	69	71	283	T16	3,875.00
1981	71	70	67	70	278	T15	4,800.00
1984	73	71	70	69	283	3	27,200.00
1985	67	71	70	71	279	T17	5,800.00
1994	73	77			150	CUT	
<b>Total</b>							<b>\$83,993.33</b>

## Nicol, Ron (71.50)

Year	1st	2nd	3rd	4th	Total	Finish	Money
1956	72	71	73	70	286	T18	\$381.11

## Nicolette, Mike (74.86)

Year	1st	2nd	3rd	4th	Total	Finish	Money
1983	73	78			151	CUT	
1984	77				77	W/D	
1985	71	73	74	78	296	68	\$816.00
<b>Total</b>							<b>\$816.00</b>

## Nielsen, Lonnie (72.13)

Year	1st	2nd	3rd	4th	Total	Finish	Money
1980	71	70	74	71	286	T34	\$1,262.50
1982	73	71	73	74	291	T63	642.00
<b>Total</b>							<b>\$1,904.50</b>

## Nieporte, Tom (72.46)

Year	1st	2nd	3rd	4th	Total	Finish	Money
1958	71	72	72	73	288	T29	\$250.00
1960	73	74	74	74	295	T58	
1964	70	75	75	72	292	T45	
1965	72	76	70	72	290	T45	150.00
1966	73	73	72	71	289	T45	192.86
1967	73	72	68	68	281	T14	1,750.00
1975	72	74	76	72	294	T46	450.00
<b>Total</b>							<b>\$2,792.86</b>

## Nitties, James (74.75)

Year	1st	2nd	3rd	4th	Total	Finish	Money
2009	76	71			147	CUT	
2010	73	79			152	CUT	

## Nobilo, Frank (71.00)

Year	1st	2nd	3rd	4th	Total	Finish	Money
1997	71	70	70	69	280	T17	\$21,000.00
1998	76				76	W/D	
1999	72	72			144	CUT	
2000	71	68	70	75	284	T52	7,156.58
2001	72	69	70	70	281	T25	24,862.50
<b>Total</b>							<b>\$53,019.08</b>

## Noe, Terry (76.50)

Year	1st	2nd	3rd	4th	Total	Finish	Money
1997	71	82			153	CUT	

## Noh, Seung-Yul (70.00)

Year	1st	2nd	3rd	4th	Total	Finish	Money
2013	70	70	71	69	280	T16	\$99,000.00

## Nolan, Keith (75.00)

Year	1st	2nd	3rd	4th	Total	Finish	Money
1998	73	77			150	CUT	

## Norman, Greg (72.50)

Year	1st	2nd	3rd	4th	Total	Finish	Money
1985	72	73			145	CUT	

## Norman, Moe (72.88)

Year	1st	2nd	3rd	4th	Total	Finish	Money
1959	71	76	70	75	292	T42	\$15.71
1960	70	71	76	74	291	T34	153.63
<b>Total</b>							<b>\$169.34</b>

## Norris, Tim (74.30)

Year	1st	2nd	3rd	4th	Total	Finish	Money
1984	78	77			155	CUT	
1985	73	72			145	CUT	
1987	76	74			150	CUT	
1988	71	72			143	CUT	
1989	76	74			150	CUT	

## North, Andy (72.07)

Year	1st	2nd	3rd	4th	Total	Finish	Money
1973	75	70	72	75	292	T54	\$310.40
1974	71	74	71	71	287	T15	2,400.00
1975	70	75	74	75	294	T46	450.00
1978	73	69	72	73	287	T12	3,640.00
1979	73	71	74	73	291	T47	627.78
1981	69	71	72	71	283	T37	1,413.00
1982	73	70	71	70	284	T36	1,352.15
1983	70	67	68	69	274	T6	9,712.50
1985	78	72			150	CUT	
1986	78	69			147	CUT	
1988	74	72			146	CUT	
1990	73	71			144	CUT	
1992	74	74			148	CUT	
<b>Total</b>							<b>\$19,905.83</b>

## Norton, Bryan (74.50)

Year	1st	2nd	3rd	4th	Total	Finish	Money
1991	75	74			149	CUT	

## Norvelle, Randy (78.00)

Year	1st	2nd	3rd	4th	Total	Finish	Money
1986	78	78			156	CUT	

# Individual Player Records

## Nosler, Brian (80.00)

Year	1st	2nd	3rd	4th	Total	Finish	Money
2005	82	78			160	CUT	

## Nounnan, Jack

Year	1st	2nd	3rd	4th	Total	Finish	Money
1948					301	T48	

## Nowak, Eddie (75.57)

Year	1st	2nd	3rd	4th	Total	Finish	Money
1948					303	T53	
1949	75	72	79		226	W/D	

## Nuckolls, Rod (72.00)

Year	1st	2nd	3rd	4th	Total	Finish	Money
1981	68	68	75	74	285	T51	\$723.60
1982	73	74			147	CUT	
<b>Total</b>							<b>\$723.60</b>

## Nunnally, Bill (77.25)

Year	1st	2nd	3rd	4th	Total	Finish	Money
1955		76	77		309	T88	

## Nunnally, Jay (76.00)

Year	1st	2nd	3rd	4th	Total	Finish	Money
1949	80	72	76		228	W/D	

## O'Connor Sr, Christy (72.75)

Year	1st	2nd	3rd	4th	Total	Finish	Money
1964	73	74	72	72	291	T40	\$43.00

## O'Connor, John (77.50)

Year	1st	2nd	3rd	4th	Total	Finish	Money
1927	74	80	76	80	310	T30	

## O'Grady, Mac (71.44)

Year	1st	2nd	3rd	4th	Total	Finish	Money
1981	68	71	75	74	288	T62	\$645.00
1983	67	70	72	76	285	T68	600.00
1984	77	76			153	CUT	
1985	68	72	72	73	285	T41	1,480.00
1986	68	68	75	73	284	T20	5,058.00
1987	70	74	73	69	286	T45	1,602.00
1988	69	68	66	68	271	T2	66,000.00
1989	70	76			146	CUT	
1991	70	72	72	75	289	68	2,040.00
1992	73	68	72	72	285	T68	2,030.00
<b>Total</b>							<b>\$79,455.00</b>

## O'Hair, Sean (72.87)

Year	1st	2nd	3rd	4th	Total	Finish	Money
2006	70	69	71	77	287	T61	\$10,812.00
2007	72	71	69	73	285	T56	11,596.00
2008	75	72			147	CUT	
2011	72	71	75	73	291	T72	12,675.00
2013	83				83	W/D	
<b>Total</b>							<b>\$35,083.00</b>

## O'Hern, Nick (72.44)

Year	1st	2nd	3rd	4th	Total	Finish	Money
2007	71	70	72	75	288	T67	\$10,660.00
2009	71	76			147	CUT	
2010	69	74	74		217	T73	12,352.00
<b>Total</b>							<b>\$23,012.00</b>

## O'Leary, Paul (73.42)

Year	1st	2nd	3rd	4th	Total	Finish	Money
1950	78	71	80	77	306	T60	
1957	69	72	75	76	292	T44	\$42.85
1958	73	71	70	69	283	T10	816.67
<b>Total</b>							<b>\$859.52</b>

## O'Meara, Mark (70.89)

Year	1st	2nd	3rd	4th	Total	Finish	Money
1981	69	72	69	71	281	T26	\$2,193.75
1982	71	68	71	73	283	T33	1,695.00
1983	70	75			145	CUT	
1984	77	79			156	CUT	
1985	67	67	74	69	277	T12	8,800.00
1987	73	71	66	70	280	T10	12,857.14
1989	75	68	70	69	282	T16	14,500.00
1992	70	71	66	69	276	T17	14,000.00
1994	69	73	70	71	283	T15	16,000.00
1997	67	69	72	71	279	T9	31,325.00
2000	72	72			144	CUT	
2003	73	74			147	CUT	
2004	73	70			143	CUT	
2005	71	72			143	CUT	
<b>Total</b>							<b>\$101,370.89</b>

## Oakley, Bud (74.80)

Year	1st	2nd	3rd	4th	Total	Finish	Money
1937					295	T38	
1938	68	75	75	77	295	T65	
1940					299	T26	
1948					301	T48	
1949	76	75	76	79	306	57	

## Oberholser, Arron (72.00)

Year	1st	2nd	3rd	4th	Total	Finish	Money
2003	73	69	71	72	285	T32	\$25,470.00
2004	73	70			143	CUT	
2005	69	74			143	CUT	
2006	68	70	75		213	W/D	
2013	77	75			152	CUT	
<b>Total</b>							<b>\$25,470.00</b>

## Ogden, Bill (72.65)

Year	1st	2nd	3rd	4th	Total	Finish	Money
1954	72	73	75	73	293	T55	
1958	74	70	71	76	291	T39	\$112.50
1964	73	72	72	73	290	T35	337.00
1967	72	73	71	69	285	T43	257.50
1968	72	72	77	73	294	T57	
<b>Total</b>							<b>\$707.00</b>

## Ogilvie, Joe (72.05)

Year	1st	2nd	3rd	4th	Total	Finish	Money
1999	73	70			143	CUT	
2001	73	74			147	CUT	
2004	67	73	69	72	281	T44	\$14,166.86
2006	72	76			148	CUT	
2008	70	79			149	CUT	
2009	70	70	69	71	280	T41	20,386.80
2012	71	71	72	79	293	T62	13,992.00
<b>Total</b>							<b>\$48,545.66</b>

## Ogilvy, Geoff (71.41)

Year	1st	2nd	3rd	4th	Total	Finish	Money
2003	79	75			154	CUT	
2004	73	74			147	CUT	
2005	70	73			143	CUT	
2006	72	71	66	70	279	T19	\$64,005.00
2007	68	70	67	79	284	T51	12,313.60
2008	69	77			146	CUT	
2009	68	67	71	72	278	T30	35,840.00
2011	69	71	71	69	280	T21	70,200.00
2012	74	73			147	CUT	
2013	76	71			147	CUT	
2014	74	68	69	69	280	T29	42,600.83
<b>Total</b>							<b>\$224,959.43</b>

# Individual Player Records

## Ogrin, David (73.48)

Year	1st	2nd	3rd	4th	Total	Finish	Money
1984	76	74	70	78	298	T54	\$908.00
1985	74	81			155	CUT	
1986	71	76			147	CUT	
1988	74	72			146	CUT	
1989	72	71	75	73	291	T67	2,020.00
1991	69	76			145	CUT	
1992	75	74			149	CUT	
1993	73	69	76		218	T66	2,010.00
1994	77	77			154	CUT	
1997	68	71	72	68	279	T9	31,325.00
1998	75	74			149	CUT	
<b>Total</b>							<b>\$36,263.00</b>

## Oh, Ted (75.83)

Year	1st	2nd	3rd	4th	Total	Finish	Money
1993	73	75			148	CUT	
1994	75	80			155	CUT	
1995	72	80			152	CUT	

## Ohmachi, Aki (72.00)

Year	1st	2nd	3rd	4th	Total	Finish	Money
1988	69	67	78	76	290	T72	\$1,447.50
1989	71	76			147	CUT	
1990	69	71	76	71	287	T70	1,980.00
1991	73	72			145	CUT	
1992	70	70	69	70	279	T32	5,414.29
1993	76	72			148	CUT	
<b>Total</b>							<b>\$8,841.79</b>

## Okuda, Seiki (78.00)

Year	1st	2nd	3rd	4th	Total	Finish	Money
1996	81	75			156	CUT	

## Olazabal, Jose Maria (70.75)

Year	1st	2nd	3rd	4th	Total	Finish	Money
1999	70	70	68	73	281	T35	\$12,646.67
2001	70	74			144	CUT	
2002	66	71	70	67	274	T9	96,200.00
2003	80	78			158	CUT	
2004	71	65	74	69	279	T32	25,988.57
2005	68	72			140	T37	19,200.00
2006	71	74			145	CUT	
2007	70	70	68	69	277	T13	94,640.00
<b>Total</b>							<b>\$248,675.24</b>

## Olesen, Thorbjorn (72.50)

Year	1st	2nd	3rd	4th	Total	Finish	Money
2014	72	73			145	CUT	

## Oliver, Ed (73.32)

Year	1st	2nd	3rd	4th	Total	Finish	Money
1947					288	7	\$600.00
1948					301	T48	
1949	72	73	81	71	297	T25	110.00
1951	78	74	71		223	W/D	
1953	77	74	67	73	291	T7	850.00
1954	69	73	70	71	283	T4	1,075.00
1955	75	71	72	72	290	T51	
1960	70	78	73	79	300	T69	
<b>Total</b>							<b>\$2,635.00</b>

## Omohundro, Sale (77.50)

Year	1st	2nd	3rd	4th	Total	Finish	Money
1981	76	79			155	CUT	

## Oosterhuis, Peter (72.88)

Year	1st	2nd	3rd	4th	Total	Finish	Money
1977	73	74	75	77	299	T2	
1978	71	71	72	74	288	T17	\$2,500.00
1980	73	73	70	76	292	T59	555.00
1982	80	68			148	CUT	
1983	72	68	74	70	284	T61	636.00
1984	78	74			152	CUT	
1985	70	74	68	73	285	T41	1,480.00
1986	75	72			147	CUT	
<b>Total</b>							<b>\$5,171.00</b>

## Oosthuizen, Louis (72.50)

Year	1st	2nd	3rd	4th	Total	Finish	Money
2011	71	70	72	74	287	T62	\$13,845.00
2014	74	74			148	CUT	

## Oppermann, Steve (71.67)

Year	1st	2nd	3rd	4th	Total	Finish	Money
1965	72	76	73	73	294	T70	
1966	67	78	71	66	282	T19	\$933.34
1967	72	70	66	76	284	T33	534.00
<b>Total</b>							<b>\$1,467.34</b>

## Ott, Leonard (71.25)

Year	1st	2nd	3rd	4th	Total	Finish	Money
1938	73	69	70	73	285	T21	\$33.33

## Overton, Jeff (71.90)

Year	1st	2nd	3rd	4th	Total	Finish	Money
2008	74	69	70	71	284	T36	\$27,318.75
2009	75	75			150	CUT	
2010	70	71	71	74	286	T61	13,568.00
2011	73	71	72	68	284	T45	18,590.00
2012	73	72	71	72	288	T44	20,512.80
2013	72	74			146	CUT	
<b>Total</b>							<b>\$79,989.55</b>

## Owen, Greg (71.86)

Year	1st	2nd	3rd	4th	Total	Finish	Money
2005	75	67			142	T58	\$9,936.00
2006	69	71	70	73	283	T39	20,400.00
2010	71	76			147	CUT	
2012	78	74			152	CUT	
2013	69	71	70	72	282	T27	45,870.00
<b>Total</b>							<b>\$76,206.00</b>

## Owen, Vic (73.50)

Year	1st	2nd	3rd	4th	Total	Finish	Money
1932		72			294	T31	

## Owens, Kenny (77.50)

Year	1st	2nd	3rd	4th	Total	Finish	Money
1955		77	76		310	T90	

## Ozaki, Naomichi (72.03)

Year	1st	2nd	3rd	4th	Total	Finish	Money
1985	71	71	76	73	291	T59	\$880.00
1990	74	74			148	CUT	
1994	72	71	68	74	285	T27	6,245.45
1996	71	74	72	71	288	T40	4,800.00
1997	73	69	68	69	279	T9	31,325.00
1998	74	75			149	CUT	
1999	75	73			148	CUT	
2000	70	70	71	72	283	T43	9,238.00
2001	67	74	75	74	290	T6	6,392.00
<b>Total</b>							<b>\$58,880.45</b>

## Ozaki, Masashi Jumbo (70.88)

Year	1st	2nd	3rd	4th	Total	Finish	Money
1979	76	68	73	66	283	T15	\$4,500.00
1980	72	72	73	67	284	T20	2,810.00
1981	69	69	72	71	281	T26	2,193.75
1986	73	74			147	CUT	
1987	69	75	67	71	282	T25	4,680.00
1988	65	75	69	71	280	T23	6,321.42
1990	73	71			144	CUT	
<b>Total</b>							<b>\$20,505.17</b>

## Ozaki, Tateo (74.17)

Year	1st	2nd	3rd	4th	Total	Finish	Money
1982	75	71			146	CUT	
1985	76	74			150	CUT	
1986	75	71	73	72	291	T69	\$909.00
1987	76	71			147	CUT	
1998	73	83			156	CUT	
<b>Total</b>							<b>\$909.00</b>

# Individual Player Records

## Pace, Roy (72.36)

Year	1st	2nd	3rd	4th	Total	Finish	Money
1967	71	73	75	73	292	T81	
1969	71	69	72	70	282	T8	\$2,716.67
1971	74	75			149	CUT	
1974	73	72	72	73	290	T27	1,087.50
<b>Total</b>							<b>\$3,804.17</b>

## Padgett, Don (73.25)

Year	1st	2nd	3rd	4th	Total	Finish	Money
1973	73	74	73	72	292	T54	\$310.40
1974	73	72	73	76	294	T51	356.17
<b>Total</b>							<b>\$666.57</b>

## Palmer, Arnold (71.08)

Year	1st	2nd	3rd	4th	Total	Finish	Money
1956	72	74	67	74	287	T27	\$250.00
1957	77	71	77		225	CUT	
1958	73	74	70	72	289	T33	208.33
1959	72	69	72	72	285	T10	1,062.50
1960	72	74	70	73	289	T26	395.00
1961	77	72			149	CUT	
1962	73	71	70	69	283	T18	825.00
1963	69	69	70	66	274	1	9,000.00
1964	70	70	72	70	282	T3	2,775.00
1965	72	73	70	69	284	T9	1,975.00
1966	72	66	62	73	273	1	11,000.00
1967	70	64	67	68	269	1	20,000.00
1968	69	71	69	68	277	2	12,000.00
1969	72	68	71	73	284	T17	1,065.45
1970	67	72	72	73	284	T39	390.00
1971	71	71	69	71	282	T19	1,265.00
1972	69	71	71	70	281	T23	1,012.86
1973	75	71	71	69	286	T24	1,129.33
1974	68	73	74	76	291	T33	849.00
1975	70	78	73	69	290	T25	1,155.00
1976	72	69	76	74	291	T41	647.29
1977	76	78			154	CUT	
1983	66	69	68	72	275	T10	7,800.00
<b>Total</b>							<b>\$74,804.76</b>

## Palmer, Johnny (72.25)

Year	1st	2nd	3rd	4th	Total	Finish	Money
1948	72	73	70	71	286	T6	\$550.00
1952	74	75	76	76	301	T27	120.00
1955	70	70	70	70	280	T4	1,300.00
<b>Total</b>							<b>\$1,970.00</b>

## Palmer, Ryan (71.77)

Year	1st	2nd	3rd	4th	Total	Finish	Money
2004	72	71			143	CUT	
2005	70	74			144	CUT	
2006	71	72	71	72	286	T58	\$11,322.00
2007	74	72			146	CUT	
2009	74	71			145	CUT	
2011	70	71	70	72	283	T35	28,697.50
2012	76	69	68	71	284	T24	49,940.00
2013	73	75			148	CUT	
<b>Total</b>							<b>\$89,959.50</b>

## Pampling, Rod (70.81)

Year	1st	2nd	3rd	4th	Total	Finish	Money
2005	68	71			139	T29	\$29,220.00
2006	67	74	70	73	284	T45	14,586.00
2007	68	71	75	69	283	T44	15,347.43
2008	73	75			148	CUT	
2010	70	70	73	66	279	T27	45,440.00
<b>Total</b>							<b>\$104,593.43</b>

## Pancratz, Bobby (76.50)

Year	1st	2nd	3rd	4th	Total	Finish	Money
1986	74	79			153	CUT	

## Pappas, Brenden (71.54)

Year	1st	2nd	3rd	4th	Total	Finish	Money
2002	76				76	W/D	
2003	74	67	72	69	282	T17	\$58,885.72
2004	68	73	73	73	287	T70	9,504.00
2010	71	68	72	74	285	T54	14,464.00
<b>Total</b>							<b>\$82,853.72</b>

## Pappas, Deane (73.75)

Year	1st	2nd	3rd	4th	Total	Finish	Money
1999	74	75			149	CUT	
2002	72	74			146	CUT	

## Park, Jin (75.50)

Year	1st	2nd	3rd	4th	Total	Finish	Money
1996	79	77			156	CUT	
2009	73	73			146	CUT	

## Parker, Bill (72.33)

Year	1st	2nd	3rd	4th	Total	Finish	Money
1960	76	71	74	71	292	T45	\$22.23
1965	76	71	75	69	291	T54	
1967	70	69	73	73	285	T43	257.50
<b>Total</b>							<b>\$279.73</b>

## Parkin, Philip (73.50)

Year	1st	2nd	3rd	4th	Total	Finish	Money
1987	72	71	73	78	294	T73	\$1,152.00

## Parks, Sam (73.88)

Year	1st	2nd	3rd	4th	Total	Finish	Money
1935	73	72	78	73	296	T25	\$6.00
1937	72	74	77	72	295	T38	

## Parnevik, Jesper (71.13)

Year	1st	2nd	3rd	4th	Total	Finish	Money
1994	66	73	72	73	284	T20	\$10,428.57
2000	71	67	67	68	273	2	334,800.00
2001	70	68	71	70	279	T13	58,285.72
2002	65	69	73	72	279	T29	24,050.00
2003	75				75	W/D	
2004	69	69	83	74	295	78	8,832.00
2005	72	73			145	CUT	
2006	66	77	74	74	291	75	9,690.00
2010	68				68	W/D	
2013	70	70	74	73	287	T51	15,444.00
<b>Total</b>							<b>\$461,530.29</b>

## Parry, Craig (72.50)

Year	1st	2nd	3rd	4th	Total	Finish	Money
1997	73	76			149	CUT	
2003	76	66	74	70	286	T37	\$20,250.00
<b>Total</b>							<b>\$20,250.00</b>

## Parsons, Lucas (77.00)

Year	1st	2nd	3rd	4th	Total	Finish	Money
1996	77	77			154	CUT	

## Parun, Tim (74.00)

Year	1st	2nd	3rd	4th	Total	Finish	Money
2006	74	74			148	CUT	

## Pate, Jerry (72.89)

Year	1st	2nd	3rd	4th	Total	Finish	Money
1978	76	68	71	74	289	T23	\$1,725.00
1982	70	71	71	70	282	T25	2,193.75
1984	77	74	72	74	297	53	944.00
1985	77	76			153	CUT	
1986	75				75	W/D	
1987	68	77	78	73	296	77	1,116.00
1989	75	72			147	CUT	
1990	70	71	74	71	286	T67	2,040.00
1992	70	73			143	CUT	
<b>Total</b>							<b>\$8,018.75</b>



# Individual Player Records

## Pate, Steve (71.29)

Year	1st	2nd	3rd	4th	Total	Finish	Money
1986	70	76	72	71	289	T56	\$985.50
1987	71	71	68	67	277	T4	23,625.00
1988	73	73			146	CUT	
1989	67	71	68	70	276	T4	41,333.33
1990	69	69	72	71	281	T46	2,720.00
1991	66	74	73	70	283	T39	4,200.00
1992	67	73	71	71	282	T58	2,210.00
1993	70	73	73		216	T45	2,580.00
1994	71	73	75	73	292	T61	2,140.00
1995	68	72	73	75	288	T66	2,448.00
1997	71	72	67	70	280	T17	21,000.00
1998	77	74			151	CUT	
1999	72	70	72	71	285	T62	5,880.00
2000	71	70	72	73	286	T61	6,665.00
2001	71	69	74	75	289	T74	6,494.00
2002	72	71			143	CUT	
2009	71	71			142	CUT	
<b>Total</b>							<b>\$122,280.83</b>

## Paulsen, Guy (75.75)

Year	1st	2nd	3rd	4th	Total	Finish	Money
1928	81	69	75	78	303	T24	

## Paulson, Carl (73.58)

Year	1st	2nd	3rd	4th	Total	Finish	Money
1995	76	77			153	CUT	
1996	74	75			149	CUT	
2000	73	67	71	77	288	T66	\$6,386.00
2002	72	73			145	CUT	
2003	77	71			148	CUT	
<b>Total</b>							<b>\$6,386.00</b>

## Paulson, Dennis (70.45)

Year	1st	2nd	3rd	4th	Total	Finish	Money
1995	70	73	69	68	280	T25	\$8,406.00
1998	75	71	71	73	290	T59	4,557.00
1999	73	71			144	CUT	
2000	72	68	67	72	279	T18	37,731.43
2001	70	68	68	70	276	T2	204,000.00
2002	69	71	72	69	281	T37	13,729.84
<b>Total</b>							<b>\$268,424.27</b>

## Pavin, Corey (70.79)

Year	1st	2nd	3rd	4th	Total	Finish	Money
1980	73	71	72	74	290	T45	
1984	74	75	74	71	294	T39	\$1,720.00
1985	68	70	64	70	272	3	27,200.00
1986	74	68	69	69	280	T6	14,568.75
1987	69	77			146	CUT	
1988	66	70	74	76	286	T56	1,695.00
1989	72	71	73	70	286	T39	3,900.00
1990	68	68	68	73	277	T25	7,633.33
1991	69	70	69	72	280	T24	8,100.00
1992	71	68	71	71	281	T50	2,362.50
1994	67	64	72	68	271	1	180,000.00
1995	67	66	68	67	268	1	216,000.00
1996	71	71	71	71	284	T17	17,400.00
1997	73	70	72	71	286	T51	3,294.67
1998	75	73			148	CUT	
1999	72	69	69	72	282	T44	8,465.34
2000	73	65	71	74	283	T43	9,238.00
2001	71	68	67	74	280	T20	38,216.00
2002	71	74			145	CUT	
2003	72	68	70	74	284	T28	31,275.00
2004	68	69	72	67	276	T15	76,800.00
2005	71	68			139	T29	29,220.00
2006	67	73	68	72	280	T23	42,985.71
2007	72	66	73	71	282	T37	22,360.00
2008	75	74			149	CUT	
2009	73	78			151	CUT	
2010	72	75			147	CUT	
2011	69	71	76	70	286	T55	14,560.00
2013	75	71			146	CUT	
<b>Total</b>							<b>\$756,994.30</b>

## Pawlacyk, Ron (76.25)

Year	1st	2nd	3rd	4th	Total	Finish	Money
1958	72	76	77	80	305	74	

## Payne, Bob (72.00)

Year	1st	2nd	3rd	4th	Total	Finish	Money
1969	70	67	72	75	284	T17	\$1,065.45
1971	67	75	75	75	292	T64	220.00
<b>Total</b>							<b>\$1,285.45</b>

## Payton, George

Year	1st	2nd	3rd	4th	Total	Finish	Money
1947					295	T18	\$138.33

## Pearce, Eddie (73.50)

Year	1st	2nd	3rd	4th	Total	Finish	Money
1974	73	72	75	74	294	T51	\$356.17

## Pearson, Rick (71.25)

Year	1st	2nd	3rd	4th	Total	Finish	Money
1988	67	67	76	75	285	T46	\$2,002.50

## Peck, Mike (72.88)

Year	1st	2nd	3rd	4th	Total	Finish	Money
1980	77	71			148	CUT	
1981	70	74			144	CUT	
1982	74	74			148	CUT	
1983	69	74			143	CUT	

## Peege, Dave (72.33)

Year	1st	2nd	3rd	4th	Total	Finish	Money
1992	71	66	73	74	284	T64	\$2,090.00
1993	75	75			150	CUT	
<b>Total</b>							<b>\$2,090.00</b>

## Peete, Calvin (71.63)

Year	1st	2nd	3rd	4th	Total	Finish	Money
1976	70	74	78	75	297	T69	\$282.50
1980	69	72	74	71	286	T34	1,262.50
1983	73	66	68	73	280	T38	1,320.00
1985	68	70	70	70	278	T14	7,200.00
1986	73	71	68	75	287	T39	1,665.00
1987	70	71	67	73	281	T17	7,590.00
1988	74	73			147	CUT	
1989	71	72	72	75	290	T60	2,140.00
1990	72	74			146	CUT	
<b>Total</b>							<b>\$21,460.00</b>

## Pemberton, Bryan (76.00)

Year	1st	2nd	3rd	4th	Total	Finish	Money
1992	77	75			152	CUT	

## Penfold, Ernest (75.75)

Year	1st	2nd	3rd	4th	Total	Finish	Money
1928	78	71	77	77	303	T24	

## Penna, Toney (72.78)

Year	1st	2nd	3rd	4th	Total	Finish	Money
1938	71	70	75	77	293	T61	
1940	73	70	75	72	290	T6	\$218.00
1942	72	74	73	71	290	T2	115.00
1946					293	T13	273.33
1947	69	71	70	73	283	2	1,400.00
1948	77	71	69	70	287	T8	400.00
1950	74	72	80	76	302	T46	
<b>Total</b>							<b>\$2,406.33</b>

## Peoples, David (71.55)

Year	1st	2nd	3rd	4th	Total	Finish	Money
1983	74	79			153	CUT	
1987	68	76	78	73	295	76	\$1,128.00
1988	68	72	69	70	279	T17	10,150.00
1990	70	70	71	75	286	T67	2,040.00
1992	69	69	67	71	276	T17	14,000.00
1993	71	72	72		215	T37	4,200.00
1994	70	76	72	71	289	T48	2,620.00
1996	76	70			146	CUT	
2002	66	70	69	73	278	T23	32,005.00
2004	71	73			144	CUT	
<b>Total</b>							<b>\$66,143.00</b>

# Individual Player Records

## Perelli, John (73.25)

Year	1st	2nd	3rd	4th	Total	Finish	Money
1934					295	T16	\$36.00
1935	69	76	73	74	292	17	40.00
1938	71	75	73	73	292	T53	
<b>Total</b>							<b>\$76.00</b>

## Perez, Pat (71.33)

Year	1st	2nd	3rd	4th	Total	Finish	Money
2002	71	69	70	68	278	T23	\$32,005.00
2003	74	69	68	74	285	T32	25,470.00
2004	71	68	75	75	289	T74	9,120.00
2005	71	71			142	T58	9,936.00
2006	68	74	76	75	293	T77	9,384.00
2007	66	69	75	65	275	8	161,200.00
2008	69	72	71	72	284	T36	27,318.75
2009	69	66	75	68	278	T30	35,840.00
2010	73	73			146	CUT	
2011	70	80			150	CUT	
2012	72	65	70	75	282	T13	123,750.00
2013	68	73	76	70	287	T51	15,444.00
2014	69	72	73	78	292	75	12,730.00
<b>Total</b>							<b>\$462,197.75</b>

## Perkins, C. (77.75)

Year	1st	2nd	3rd	4th	Total	Finish	Money
1927	75	80	77	79	311	T32	

## Perks, Craig (72.70)

Year	1st	2nd	3rd	4th	Total	Finish	Money
2001	73	72			145	CUT	
2002	71	71	72	71	285	T66	\$7,659.00
2003	77	75			152	CUT	
2004	70	75			145	CUT	
<b>Total</b>							<b>\$7,659.00</b>

## Pernice Jr., Tom (71.83)

Year	1st	2nd	3rd	4th	Total	Finish	Money
1986	77	75			152	CUT	
1988	72	70	71	76	289	T69	\$1,515.00
1989	73	75			148	CUT	
1997	74	72			146	CUT	
1998	71	74	70	68	283	T24	17,430.00
1999	69	72	72	72	285	T62	5,880.00
2000	67	69	75	73	284	T52	7,156.57
2001	69	70	77	72	288	T68	6,766.00
2002	71	70	73	70	284	T63	7,844.00
2003	74	72			146	CUT	
2004	75	69			144	CUT	
2005	73	73			146	CUT	
2006	69	73	68	68	278	T12	93,985.72
2007	70	69	71	75	285	T56	11,596.00
2008	72	72	68	74	286	T46	16,120.00
2009	72	72			144	CUT	
2012	70	77			147	CUT	
<b>Total</b>							<b>\$168,293.29</b>

## Perry, Chris (71.71)

Year	1st	2nd	3rd	4th	Total	Finish	Money
1986	78	73			151	CUT	
1987	74	76			150	CUT	
1989	71	69	72	73	285	T32	\$5,414.28
1990	73	70			143	CUT	
1991	71	71	71	71	284	T43	2,870.91
1997	72	77			149	CUT	
1999	70	72	69	70	281	T35	12,646.66
2001	68	68	72	70	278	T8	91,800.00
<b>Total</b>							<b>\$112,731.85</b>

## Perry, Kenny (71.02)

Year	1st	2nd	3rd	4th	Total	Finish	Money
1988	69	69	70	78	286	T56	\$1,695.00
1989	76	70			146	CUT	
1993	75	74			149	CUT	
1994	73	76			149	CUT	
1995	70	62	68	71	271	T2	105,600.00
1996	71	73	76	70	290	T52	2,798.40
1997	72	67	76	69	284	T42	5,180.00
1999	72	66	68	75	281	T35	12,646.66
2000	69	71	70	71	281	T31	17,980.00
2002	70	72	67	73	282	T50	8,924.40
2005	74	66			140	T37	19,200.00
2006	71	74			145	CUT	
2007	70	73	68	71	282	T37	22,360.00
2008	72	73	70	74	289	T62	13,082.00
2009	70	68	69	69	276	T17	79,695.00
<b>Total</b>							<b>\$289,161.46</b>

## Persons, Peter (71.25)

Year	1st	2nd	3rd	4th	Total	Finish	Money
1990	68	69	67	79	283	T56	\$2,230.00
1991	72	72			144	CUT	
1992	68	73	67	73	281	T50	2,362.50
1993	76	71			147	CUT	
<b>Total</b>							<b>\$4,592.50</b>

## Peterson, Les (72.75)

Year	1st	2nd	3rd	4th	Total	Finish	Money
1969	72	73	72	74	291	T65	\$133.33

## Peterson, Matt (70.75)

Year	1st	2nd	3rd	4th	Total	Finish	Money
2002	75	67	69	72	283	T55	\$8,251.00

## Peterson, Randy (73.25)

Year	1st	2nd	3rd	4th	Total	Finish	Money
1993	72	74			146	CUT	
1996	75	72			147	CUT	

## Petralia, Jim (75.00)

Year	1st	2nd	3rd	4th	Total	Finish	Money
1983	76	74			150	CUT	
1985	73	78			151	CUT	
1990	77	72			149	CUT	

## Petropolo, Nick (72.75)

Year	1st	2nd	3rd	4th	Total	Finish	Money
1938	75	72	73	71	291	T49	

## Petrovic, Tim (71.75)

Year	1st	2nd	3rd	4th	Total	Finish	Money
2002	72	75			147	CUT	
2003	77	70			147	CUT	
2004	68	68	74	67	277	T20	\$55,920.00
2005	77	71			148	CUT	
2006	70	72	72	68	282	T36	25,075.00
2007	74	68	70	71	283	T44	15,347.43
2008	73	76			149	CUT	
2009	75	69			144	CUT	
2010	73	72			145	CUT	
2011	74	70	75	68	287	T62	13,845.00
<b>Total</b>							<b>\$110,187.43</b>

## Pettersson, Carl (71.15)

Year	1st	2nd	3rd	4th	Total	Finish	Money
2003	77	68	71	70	286	T37	\$20,250.00
2004	68	69	68	73	278	T24	37,140.00
2005	72	71			143	CUT	
2006	70	70	68	68	276	T7	153,637.50
2007	72	69	68	68	277	T13	94,640.00
2008	70	74	74	74	292	T75	11,656.00
2009	68	71	72	70	281	T51	14,826.00
2010	70	76			146	CUT	
2011	67	78	70	71	286	T55	14,560.00
2012	68	70	76	72	286	T34	31,927.50
2013	77				77	W/D	
2014	75	72			147	CUT	
<b>Total</b>							<b>\$378,637.00</b>

# Individual Player Records

## Pfeil, Mark (72.70)

Year	1st	2nd	3rd	4th	Total	Finish	Money
1973	71	74	71	71	287	T27	
1974	71	73	84	77	305	T78	
1977	73	70	77	76	296	T63	\$360.00
1980	72	72	78	76	298	T69	507.50
1981	70	73	71	70	284	T42	994.66
1982	73	68	72	72	285	T43	936.00
1983	74	69			143	CUT	
1984	70	74	74	72	290	T17	5,413.34
1985	68	76	73	71	288	54	928.00
1986	72	73	70	70	285	T25	3,290.62
1987	73	72	71	70	286	T45	1,602.00
1989	72	80			152	CUT	
<b>Total</b>							<b>\$14,032.12</b>

## Pfister, E.J. (77.00)

Year	1st	2nd	3rd	4th	Total	Finish	Money
1992	77	77			154	CUT	

## Picard, Henry (75.42)

Year	1st	2nd	3rd	4th	Total	Finish	Money
1935	76	71	71	72	290	T10	\$67.00
1936	137	72	75		284	T2	650.00
1937	71	75	67	67	280	4	750.00
1938	68	71	70	69	278	T3	840.00
1953	72	75	78	76	301	T53	
<b>Total</b>							<b>\$2,307.00</b>

## Piercy, Scott (72.67)

Year	1st	2nd	3rd	4th	Total	Finish	Money
2010	72				72	W/D	
2011	73	66	73	72	284	T45	\$18,590.00
2012	73	73			146	CUT	
2013	72	71	72	74	289	T61	13,992.00
2014	71	69	76	83	299	77	12,462.00
<b>Total</b>							<b>\$45,044.00</b>

## Pierot, Billy (71.25)

Year	1st	2nd	3rd	4th	Total	Finish	Money
1986	73	70	72	70	285	T25	\$3,290.62

## Pinns, Kenny (83.00)

Year	1st	2nd	3rd	4th	Total	Finish	Money
1965	83	83			166	W/D	

## Pittman, Jerry (71.33)

Year	1st	2nd	3rd	4th	Total	Finish	Money
1963	72	69	70	74	285	T47	\$50.00
1967	72	73	71	71	287	T58	
1970	69	70	75	70	284	T39	390.00
<b>Total</b>							<b>\$440.00</b>

## Pitzer, Greg (73.50)

Year	1st	2nd	3rd	4th	Total	Finish	Money
1973	74	72	73	75	294	T60	\$270.00

## Player, Gary (70.06)

Year	1st	2nd	3rd	4th	Total	Finish	Money
1961	70	71	69	70	280	T7	\$1,500.00
1962	73	72	72	70	287	T37	155.00
1963	71	69	68	69	277	T2	3,800.00
1976	72	71	67	67	277	3	13,135.00
<b>Total</b>							<b>\$18,590.00</b>

## Plucinak, Frank (78.75)

Year	1st	2nd	3rd	4th	Total	Finish	Money
1955		78	80		315	97	

## Podas, David (77.50)

Year	1st	2nd	3rd	4th	Total	Finish	Money
2005	78	77			155	CUT	

## Pohl, Dan (71.07)

Year	1st	2nd	3rd	4th	Total	Finish	Money
1980	72	71	72	71	286	T34	\$1,262.50
1981	73				73	W/D	
1983	72	70	72	68	282	T49	726.86
1984	74	70	74	66	284	T4	17,600.00
1985	71	70	66	73	280	T21	4,320.00
1986	75	72			147	CUT	
1987	73	70	69	70	282	T25	4,680.00
1988	65	72	71	75	283	T41	3,000.00
1989	72	73	74	67	286	T39	3,900.00
1991	73	69	71	71	284	T43	2,870.91
1992	69	69	69	73	280	T39	3,512.72
1993	73	69	72		214	T31	5,800.00
1994	73	72	71	69	285	T27	6,245.45
1995	70	67	70	74	281	T35	5,790.00
1996	70	75	74	72	291	T57	2,688.00
<b>Total</b>							<b>\$62,396.44</b>

## Points, D.A. (72.64)

Year	1st	2nd	3rd	4th	Total	Finish	Money
2005	69	68			137	T13	\$77,333.33
2006	76	79			155	CUT	
2010	69	72	70	73	284	T52	15,232.00
2011	74	73			147	CUT	
2012	74	73			147	CUT	
2013	75	72			147	CUT	
<b>Total</b>							<b>\$92,565.33</b>

## Pooley, Don (71.74)

Year	1st	2nd	3rd	4th	Total	Finish	Money
1976	83	69			152	CUT	
1977	80	75			155	CUT	
1978	81	76			156	CUT	
1980	70	69	72	69	280	4	\$12,000.00
1981	74	72			146	CUT	
1982	75	73			148	CUT	
1983	69	70	68	70	277	T18	3,780.00
1984	77	71	69	75	292	T28	2,660.00
1985	69	66	70	70	275	T7	12,050.00
1986	76	73			149	CUT	
1987	70	69	69	69	277	T4	23,625.00
1988	73	70			143	CUT	
1989	72	72	76	71	291	T67	2,020.00
1990	73	69	65	73	280	T38	4,000.00
1991	71	73			144	CUT	
1995	72	68	71	69	280	T25	8,406.00
1996	70	71	67	76	284	T17	17,400.00
1997	67	68	75	71	281	T20	14,600.00
1998	75	76			151	CUT	
<b>Total</b>							<b>\$100,541.00</b>

## Porter, Bill (72.25)

Year	1st	2nd	3rd	4th	Total	Finish	Money
1990	70	72	74	72	288	T73	\$1,930.25
1995	71	72	75	72	290	76	2,256.00
<b>Total</b>							<b>\$4,186.00</b>

## Porterfield, Boots (75.50)

Year	1st	2nd	3rd	4th	Total	Finish	Money
1953	72	81	72	77	302	T59	

## Porter, Jim (81.00)

Year	1st	2nd	3rd	4th	Total	Finish	Money
1983	72	80			152	CUT	
1985	90	82			172	CUT	

## Porter, Joe (73.38)

Year	1st	2nd	3rd	4th	Total	Finish	Money
1975	72	76	75	74	297	T58	\$311.25
1976	69	73	73	75	290	T30	1,008.91
<b>Total</b>							<b>\$1,320.16</b>

# Individual Player Records

## Porter, Lee (72.90)

Year	1st	2nd	3rd	4th	Total	Finish	Money
1997	74	72			146	CUT	
1998	75	71	75	72	293	T70	\$4,137.00
1999	71	74			145	CUT	
2001	71	74			145	CUT	
<b>Total</b>							<b>\$4,137.00</b>

## Pose, Martin (74.75)

Year	1st	2nd	3rd	4th	Total	Finish	Money
1948					299	T42	

## Pott, Johnny (71.93)

Year	1st	2nd	3rd	4th	Total	Finish	Money
1958	74	67	74	68	283	T10	\$816.67
1959	75	72	73	72	292	T42	15.72
1960	70	75	71	70	286	T10	920.00
1961	72	70	71	69	282	T14	900.00
1962	72	70	76	68	286	T32	234.00
1963	67	74	66	79	286	T58	
1964	76	70	73	70	289	T28	500.00
1965	74	68	73	73	288	T33	425.00
1967	68	70	77	74	289	T65	
1968	74	71	76	75	296	T64	
<b>Total</b>							<b>\$3,811.39</b>

## Potter, Jr., Ted (71.75)

Year	1st	2nd	3rd	4th	Total	Finish	Money
2012	77	72			149	CUT	
2013	71	67	71	69	278	T10	\$165,000.00
2014	75	72			147	CUT	
<b>Total</b>							<b>\$165,000.00</b>

## Poulter, Ian (73.38)

Year	1st	2nd	3rd	4th	Total	Finish	Money
2005	74	76			150	CUT	
2007	77	75			152	CUT	
2014	72	70	71	72	285	T59	\$14,539.00
<b>Total</b>							<b>\$14,539.00</b>

## Powell, Jimmy (71.50)

Year	1st	2nd	3rd	4th	Total	Finish	Money
1969	73	72	70	69	284	T17	\$1,065.46
1971	70	73	72	70	285	T38	429.00
1972	72	69	70	70	281	T23	1,012.86
1973	71	72	72	72	287	T27	978.75
1975	69	75	78	71	293	T39	615.00
<b>Total</b>							<b>\$4,101.07</b>

## Powers, Greg (72.11)

Year	1st	2nd	3rd	4th	Total	Finish	Money
1979	73	72	72	71	288	T34	\$1,318.75
1981	68	72	72	72	284	T42	994.67
1982	71	71	72	73	287	T53	694.50
1983	76	69			145	CUT	
1984	76	75	73	70	294	T39	1,720.00
<b>Total</b>							<b>\$4,727.92</b>

## Pratt, Bob (71.25)

Year	1st	2nd	3rd	4th	Total	Finish	Money
1963	70	71	69	75	285	T47	\$50.00

## Pressler, Harry (75.50)

Year	1st	2nd	3rd	4th	Total	Finish	Money
1933		77	75		302	T33	

## Preston, Mike (75.00)

Year	1st	2nd	3rd	4th	Total	Finish	Money
1982	79	71			150	CUT	

## Price, Nick (70.48)

Year	1st	2nd	3rd	4th	Total	Finish	Money
1986	74	73			147	CUT	
1987	72	67	75	66	280	T10	\$12,857.14
1988	69	72	68	71	280	T23	6,321.43
1989	73	67	73	71	284	T25	7,471.43
1991	72	71	71	73	287	T63	2,100.00
1992	72	71			143	CUT	
1999	67	71	67	68	273	T5	106,400.00
2000	67	72	69	75	283	T43	9,238.00
2001	68	70	69	73	280	T20	38,216.00
2003	68	67	70	72	277	T3	261,000.00
2004	71	73			144	CUT	
2005	70	71			141	T47	11,842.91
<b>Total</b>							<b>\$455,446.91</b>

## Price, Phillip (71.25)

Year	1st	2nd	3rd	4th	Total	Finish	Money
2004	68	73	74	70	285	T65	\$10,032.00

## Pride, Dicky (73.75)

Year	1st	2nd	3rd	4th	Total	Finish	Money
1996	78	74			152	CUT	
1998	70	78			148	CUT	
2000	70	79			149	CUT	
2001	71	70	72	76	289	T74	\$6,494.00
2013	73	74			147	CUT	
<b>Total</b>							<b>\$6,494.00</b>

## Proben, Robert (73.75)

Year	1st	2nd	3rd	4th	Total	Finish	Money
1982	81	69			150	CUT	
1988	70	75			145	CUT	

## Prugh, Alex (71.50)

Year	1st	2nd	3rd	4th	Total	Finish	Money
2010	71	69	66	70	276	T10	\$147,200.00
2011	80	73			153	CUT	
<b>Total</b>							<b>\$147,200.00</b>

## Pruitt, Dillard (72.00)

Year	1st	2nd	3rd	4th	Total	Finish	Money
1990	74	70			144	CUT	
1991	73	69	70	72	284	T43	\$2,870.91
1992	69	75			144	CUT	
1993	71	70	76		217	T58	2,170.00
1994	75				75	W/D	
<b>Total</b>							<b>\$5,040.91</b>

## Prusia, Jim (78.25)

Year	1st	2nd	3rd	4th	Total	Finish	Money
1992	76	81			157	CUT	
1994	77	79			156	CUT	

## Purdy, Ted (71.67)

Year	1st	2nd	3rd	4th	Total	Finish	Money
2005	73	70			143	CUT	
2006	72	69	75	71	287	T61	\$10,812.00
2007	69	71	72	70	282	T37	22,360.00
2010	73	75			148	CUT	
<b>Total</b>							<b>\$33,172.00</b>

# Individual Player Records

## Purtzer, Tom (71.22)

Year	1st	2nd	3rd	4th	Total	Finish	Money
1976	79	73			152	CUT	
1977	68	67	66	72	273	1	\$40,000.00
1978	72	69	75	70	286	T8	5,225.00
1979	73	69	70	70	282	T11	5,500.00
1980	74	75			149	CUT	
1981	68	71	72	70	281	T26	2,193.75
1982	70	71	68	73	282	T25	2,193.75
1983	69	73	71	67	280	T38	1,320.00
1984	77	81			158	CUT	
1985	75	69	73	74	291	T59	880.00
1986	71	71	74	68	284	T20	5,058.00
1987	70	70	71	72	283	T30	3,645.00
1988	69	68	67	69	273	T6	26,062.50
1989	71	66	73	70	280	T9	25,000.00
1990	70	68	68	75	281	T46	2,720.00
1991	69	70	71	71	281	T30	6,075.00
1992	69	72	76	73	290	W/D	
1993	73	70	68		211	T14	17,000.00
1994	64	74	74	70	282	T12	21,000.00
1995	73	72			145	CUT	
1996	72	71	71	76	290	T52	2,798.40
1997	67	71	69	70	277	T4	61,600.00
1998	76				76	W/D	
1999	76	75			151	CUT	
2000	72	72			144	CUT	
2001	71	72			143	CUT	
<b>Total</b>							<b>\$228,271.40</b>

## Putnam, Michael (71.75)

Year	1st	2nd	3rd	4th	Total	Finish	Money
2011	72	69	72	71	284	T45	\$18,590.00
2014	71	72	75	72	290	T4	12,864.00
<b>Total</b>							<b>\$31,454.00</b>

## Putnam, Mike (79.00)

Year	1st	2nd	3rd	4th	Total	Finish	Money
1984	81	77			158	CUT	

## Quick, Smiley (72.67)

Year	1st	2nd	3rd	4th	Total	Finish	Money
1946					296	T17	\$100.00
1948					298	T39	
1949	71	72	78	71	292	T11	423.33
1950	75	70	71	74	290	T9	570.00
1951	75	73	74	72	294	T18	170.00
1952	76	72	72	76	296	T10	420.00
1953	75	72	77	72	296	T22	217.50
1954	74	70	70	71	285	T13	500.00
1956	69	72	72	73	286	T18	381.11
1957	70	71	73	72	286	T19	515.00
1958					292	T48	
1959	70	73	73	75	291	T35	161.43
1960	70	72	73	71	286	T10	920.00
1961	70	69	73	70	282	T14	900.00
<b>Total</b>							<b>\$5,278.37</b>

## Quigley, Brett (71.68)

Year	1st	2nd	3rd	4th	Total	Finish	Money
1997	71	71	71	72	285	T45	\$4,004.00
1998	69	70	69	75	283	T24	17,430.00
1999	68	71	74	74	287	T70	5,516.00
2002	74	69			143	CUT	
2004	72	72			144	CUT	
2005	66	72			138	T22	43,268.58
2006	76	72			148	CUT	
2007	71	75			146	CUT	
2008	74	74			148	CUT	
2010	70	73	72	70	285	T54	14,464.00
<b>Total</b>							<b>\$84,682.58</b>

## Quigley, Dana (76.00)

Year	1st	2nd	3rd	4th	Total	Finish	Money
1980	74	78			152	CUT	

## Quinney, Jeff (69.57)

Year	1st	2nd	3rd	4th	Total	Finish	Money
2007	70	70	67	69	276	T9	\$135,200.00
2008	69	67	67	71	274	2	669,600.00
2009	69	71	70	67	277	T25	49,140.00
2010	71	76			147	CUT	
<b>Total</b>							<b>\$853,940.00</b>

## Ragan, Dave (70.89)

Year	1st	2nd	3rd	4th	Total	Finish	Money
1958	70	72	70	70	282	T7	\$1,183.33
1959	71	71	73	73	288	T22	525.00
1960	69	71	71	72	283	T2	2,633.34
1961	72	72	69	73	286	T34	177.50
1962	73	71	69	67	280	T8	1,450.00
1966	67	70	72	69	278	T5	3,050.00
1967	71	73	72	72	288	T61	
<b>Total</b>							<b>\$9,019.17</b>

## Raklets, Tom (77.00)

Year	1st	2nd	3rd	4th	Total	Finish	Money
1927	75	75	80	78	308	T27	

## Randall, Ross (71.63)

Year	1st	2nd	3rd	4th	Total	Finish	Money
1971	71	70	71	70	282	T19	\$1,265.00
1972	71	71	76	73	291	T66	238.09
<b>Total</b>							<b>\$1,503.09</b>

## Randolph, Sam (71.00)

Year	1st	2nd	3rd	4th	Total	Finish	Money
1982	75	69	74	72	290	T61	
1987	73	66	70	72	281	T17	\$7,590.00
1988	70	72	74	72	288	W/D	
1989	75	74			149	CUT	
1990	70	69	68	72	279	T32	5,533.33
1991	72	65	69	69	275	T6	33,500.00
<b>Total</b>							<b>\$46,623.33</b>

## Ransom, Henry (72.41)

Year	1st	2nd	3rd	4th	Total	Finish	Money
1946					297	T22	\$44.44
1950	72	67	75	77	291	T11	450.00
1951	70	66	72	73	281	2	1,900.00
<b>Total</b>							<b>\$2,394.44</b>

## Rashell, Rob (72.50)

Year	1st	2nd	3rd	4th	Total	Finish	Money
2005	73	72			145	CUT	

## Rassett, Joey (72.80)

Year	1st	2nd	3rd	4th	Total	Finish	Money
1983	76	68			144	CUT	
1988	71	74			145	CUT	
1994	69	75	74	76	294	T68	\$2,010.00
1995	74	71			145	CUT	
<b>Total</b>							<b>\$2,010.00</b>

## Raulerson, Charles (72.33)

Year	1st	2nd	3rd	4th	Total	Finish	Money
1999	76	75			151	CUT	
2000	68	71	72	72	283	T43	\$9,238.00
<b>Total</b>							<b>\$9,238.00</b>

## Raymond, Lee (72.75)

Year	1st	2nd	3rd	4th	Total	Finish	Money
1965	71	71	74	75	291	T54	

## Reasor, Mike (72.79)

Year	1st	2nd	3rd	4th	Total	Finish	Money
1974	72	73	73	76	294	T51	\$356.17
1977	74	70	69	73	286	T21	1,805.71
1978	74	71	73	69	287	T12	3,640.00
1990	75	77			152	CUT	
<b>Total</b>							<b>\$5,801.88</b>

# Individual Player Records

## Reavie, Chez (74.17)

Year	1st	2nd	3rd	4th	Total	Finish	Money
2008	73	71	71	78	293	78	\$11,408.00
2009	69	74			143	CUT	
2010	75	75			150	CUT	
2011	74	76			150	CUT	
2012	77	77			154	CUT	
<b>Total</b>							<b>\$11,408.00</b>

## Reed, Patrick (73.00)

Year	1st	2nd	3rd	4th	Total	Finish	Money
2013	73	73			146	CUT	

## Rees, Dai

Year	1st	2nd	3rd	4th	Total	Finish	Money
1947					287	T3	\$833.33

## Reese, Don (73.20)

Year	1st	2nd	3rd	4th	Total	Finish	Money
1982	74	71	75	73	293	T68	\$615.00
1989	72	68	70	74	284	T25	7,471.42
1995	79	76			155	CUT	
<b>Total</b>							<b>\$8,086.42</b>

## Reese, Stuart (75.00)

Year	1st	2nd	3rd	4th	Total	Finish	Money
1980	76	74			150	CUT	

## Refram, Dean (72.25)

Year	1st	2nd	3rd	4th	Total	Finish	Money
1963	70	72	76	71	289	T70	
1967	73	71	67	78	289	T65	

## Regalado, Victor (72.79)

Year	1st	2nd	3rd	4th	Total	Finish	Money
1974	72	74	75	75	296	T65	\$262.67
1975	69	71	80	71	291	T31	952.50
1976	72	71	73	73	289	T27	1,369.00
1978	71	74	75	72	292	T34	1,032.00
1979	69	76	75	76	296	T66	510.00
1980	70	76	72	73	291	T51	590.63
1983	70	71	70	70	281	T42	991.72
1984	71	72	78	72	293	T34	2,064.00
1985	73	73			146	CUT	
<b>Total</b>							<b>\$7,772.52</b>

## Reid, Mike (71.10)

Year	1st	2nd	3rd	4th	Total	Finish	Money
1977	73	72	73	68	286	T21	\$1,805.72
1979	69	72	72	69	282	T11	5,500.00
1980	70	72	72	67	281	T5	9,500.00
1981	75	76			151	CUT	
1983	72	75			147	CUT	
1984	81	76			157	CUT	
1985	67	73	68	71	279	T17	5,800.00
1986	75	74			149	CUT	
1987	74	68	68	71	281	T17	7,590.00
1988	67	69	67	69	272	T4	33,000.00
1989	68	69	73	70	280	T9	25,000.00
1990	68	67	71	70	276	T18	12,171.42
1991	70	71	71	72	284	T43	2,870.91
1992	73	69			142	CUT	
1994	71	73	68	72	284	T20	10,428.57
1995	69	69	69	69	276	T9	30,000.00
1996	71	69	73	74	287	T34	6,060.00
1997	73	72			145	CUT	
1998	70	74	76	74	294	T74	3,990.00
1999	70	67	71	74	282	T44	8,465.33
2000	68	70	73	73	284	T52	7,156.57
<b>Total</b>							<b>\$169,338.52</b>

## Reid, Steve (71.50)

Year	1st	2nd	3rd	4th	Total	Finish	Money
1965	76	70	71	69	286	T20	\$925.00
1967	72	71	70	73	286	T51	
1968	72	73	70	71	286	T19	1,150.00
<b>Total</b>							<b>\$2,075.00</b>

## Reif, Ron (73.50)

Year	1st	2nd	3rd	4th	Total	Finish	Money
1964	73	73	75	81	302	68	
1967	72	69	77	73	291	T79	
1968	71	71	75	72	289	T38	\$468.00
<b>Total</b>							<b>\$468.00</b>

## Renner, Jack (71.34)

Year	1st	2nd	3rd	4th	Total	Finish	Money
1978	74	75	73	67	289	T23	\$1,725.00
1979	75	71	71	70	287	T27	1,700.00
1981	69	68	73	72	282	T34	1,695.00
1982	70	67	70	73	280	T13	4,987.50
1984	71	75	67	69	282	2	43,200.00
1985	75	70			145	CUT	
1986	77	71			148	CUT	
1987	69	73	72	69	283	T30	3,645.00
1988	71	68	72	76	287	T61	1,627.50
<b>Total</b>							<b>\$58,580.00</b>

## Revolta, Johnny (72.41)

Year	1st	2nd	3rd	4th	Total	Finish	Money
1934					289	T4	\$440.00
1935	68	72	69	76	285	2	800.00
1937	72	70	72	70	284	T7	200.00
1938	70	67	71	69	277	2	1,260.00
1939					292	T18	
1942	70	73	75	75	293	T17	32.50
1945					287	T5	866.00
1951	74	74	76	75	299	T34	
1952	75	78	71	77	301	T27	120.00
<b>Total</b>							<b>\$3,718.50</b>

## Rhoads, Rick (75.88)

Year	1st	2nd	3rd	4th	Total	Finish	Money
1964	81	76	82	77	316	74	
1974	75	70	73	73	291	T33	\$849.00
<b>Total</b>							<b>\$849.00</b>

## Rhoads, Ron (79.50)

Year	1st	2nd	3rd	4th	Total	Finish	Money
1980	77	82			159	CUT	

## Rhodes, Ted (73.37)

Year	1st	2nd	3rd	4th	Total	Finish	Money
1948					292	T22	
1949	76	74	73	77	300	T40	
1950	73	71	77	74	295	T19	\$160.00
1951	77	71	75	70	293	T16	220.00
1952	76	75	72	75	298	T15	230.00
1954	72	73	72	71	288	T27	91.43
1956	73	71	73	72	289	T33	145.00
1957	73	72	74	74	293	T51	
<b>Total</b>							<b>\$846.43</b>

## Rhyan, Dick (74.00)

Year	1st	2nd	3rd	4th	Total	Finish	Money
1973	76	72			148	CUT	

## Rhyan, Tad (72.00)

Year	1st	2nd	3rd	4th	Total	Finish	Money
1993	71	72	73		216	T45	\$2,580.00

## Richardson, John (74.75)

Year	1st	2nd	3rd	4th	Total	Finish	Money
1962	74	74	76	75	299	T63	

## Richards, Ted (74.35)

Year	1st	2nd	3rd	4th	Total	Finish	Money
1953	77	76	74	76	303	61	
1954	77	72	70	73	292	T49	
1959	73	80	76	71	300	68	
1961	76	75	72	70	293	63	
1962	75	79	75	70	299	T63	

## Ridings, Tag (70.80)

Year	1st	2nd	3rd	4th	Total	Finish	Money
2005	70	69			139	T29	\$29,220.00
2006	69	72	73	72	286	T58	11,322.00
2008	75	68	70	70	283	T31	36,766.00
<b>Total</b>							<b>\$77,308.00</b>

# Individual Player Records

## Riedel, Mike (72.50)

Year	1st	2nd	3rd	4th	Total	Finish	Money
1996	73	70	73	74	290	T52	\$2,798.40

## Riegel, Skee (73.25)

Year	1st	2nd	3rd	4th	Total	Finish	Money
1951	69	78	70	73	290	T8	\$650.00
1952	75	77	70	70	292	T5	833.33
1964	76	70	75	76	297	T65	
<b>Total</b>							<b>\$1,483.33</b>

## Riegger, John (73.00)

Year	1st	2nd	3rd	4th	Total	Finish	Money
1992	73	72			145	CUT	
1998	70	78			148	CUT	
2001	72	73			145	CUT	
2004	68	71	73	78	290	77	\$8,928.00
2005	75				75	W/D	
2006	73	73			146	CUT	
<b>Total</b>							<b>\$8,928.00</b>

## Ries, Dick (77.25)

Year	1st	2nd	3rd	4th	Total	Finish	Money
1955	156	74	79		309	T88	

## Riley, Chris (72.44)

Year	1st	2nd	3rd	4th	Total	Finish	Money
1999	76	69			145	CUT	
2001	68	70	76	69	283	T43	\$10,353.00
2003	75	76			151	CUT	
2005	71	69			140	T37	19,200.00
2006	70	72	77	75	294	80	9,180.00
2011	71	75			146	CUT	
<b>Total</b>							<b>\$38,733.00</b>

## Riley, Ken (76.75)

Year	1st	2nd	3rd	4th	Total	Finish	Money
1975	73	76	78	80	307	75	

## Riley, Kevin (75.50)

Year	1st	2nd	3rd	4th	Total	Finish	Money
1996	74	71	79	78	302	75	\$2,280.00

## Rimmer, Jimmy (73.00)

Year	1st	2nd	3rd	4th	Total	Finish	Money
1931	219	73			292	11	

## Rinker, Larry (71.18)

Year	1st	2nd	3rd	4th	Total	Finish	Money
1985	71	70	65	69	275	T7	\$12,050.00
1986	70	73	70	73	286	T33	2,377.50
1987	67	72	75	73	287	T55	1,362.00
1988	73	68	67	73	281	T30	4,457.14
1989	79	73			152	CUT	
1990	69	69	71	74	283	T56	2,230.00
1992	69	71	68	72	280	T39	3,512.72
1993	73	74			147	CUT	
1994	70	71	73	71	285	T27	6,245.45
1997	71	72	72	67	282	T27	9,730.00
1998	69	75	68	75	287	T43	6,258.00
1999	72	70	70	75	287	T70	5,516.00
<b>Total</b>							<b>\$53,738.81</b>

## Rinker, Lee (72.10)

Year	1st	2nd	3rd	4th	Total	Finish	Money
1995	70	76			146	CUT	
1997	70	75			145	CUT	
1998	70	73	71	72	286	T36	\$9,465.00
1999	69	75			144	CUT	
<b>Total</b>							<b>\$9,465.00</b>

## Rintoul, Steve (73.00)

Year	1st	2nd	3rd	4th	Total	Finish	Money
1996	74	72			146	CUT	

## Risch, Bob (72.75)

Year	1st	2nd	3rd	4th	Total	Finish	Money
1976	69	70	74	78	291	T41	\$647.28

## Roach, Joe (77.00)

Year	1st	2nd	3rd	4th	Total	Finish	Money
1955		77	77		312	95	

## Robertson, Greg (74.50)

Year	1st	2nd	3rd	4th	Total	Finish	Money
2000	75	74			149	CUT	

## Roberts, Loren (71.32)

Year	1st	2nd	3rd	4th	Total	Finish	Money
1981	76	69			145	CUT	
1984	77	72	76	75	300	T64	\$832.00
1985	72	74			146	CUT	
1986	75	74			149	CUT	
1987	72	72	70	70	284	T36	2,704.29
1989	69	70	72	74	285	T32	5,414.28
1990	77				77	W/D	
1991	77	69			146	CUT	
1998	68	73	72	67	280	T15	33,600.00
1999	67	70	71	74	282	T44	8,465.34
2000	71	69	73	66	279	T18	37,731.42
2002	69	70	68	71	278	T23	32,005.00
2003	72	70	70	72	284	T28	31,275.00
2004	70	65	69	71	275	T10	110,400.00
2005	73	69			142	T58	9,936.00
<b>Total</b>							<b>\$272,363.33</b>

## Robinson, Joe (74.00)

Year	1st	2nd	3rd	4th	Total	Finish	Money
1937	78	74	77	67	296	T44	

## Robinson, Ralph (72.00)

Year	1st	2nd	3rd	4th	Total	Finish	Money
1956	70	72	74	73	289	T33	\$145.00
1958	70	73	69	75	287	T27	287.50
<b>Total</b>							<b>\$432.50</b>

## Robson, Lex (75.50)

Year	1st	2nd	3rd	4th	Total	Finish	Money
1935	73	75	80	74	302	T38	

## Rodgers, Phil (71.79)

Year	1st	2nd	3rd	4th	Total	Finish	Money
1959	72	73	71	74	290	T32	
1960	71	70	72	75	288	T24	
1962	67	71	68	62	268	1	\$7,500.00
1963	71	69	69	69	278	T4	2,120.00
1966	71	74	75	74	294	T64	
1968	73	70	70	72	285	T14	1,700.00
1969	70	72	72	70	284	T17	1,065.45
1970	69	71	70	72	282	T24	742.22
1971	70	67	72	68	277	T4	4,290.00
1972	71	73			144	CUT	
1973	74	73	70	72	289	T40	580.33
1974	74	71	71	79	295	T57	303.75
1977	76	71	71	70	288	T30	1,270.00
1980	74	80			154	CUT	
1981	78	73			151	CUT	
1982	80	73			153	CUT	
<b>Total</b>							<b>\$19,571.75</b>

## Rodia, Frank (75.12)

Year	1st	2nd	3rd	4th	Total	Finish	Money
1932	221	72			293	T27	
1935	75	75	81	77	308	48	

## Rodriguez, Chi Chi (71.40)

Year	1st	2nd	3rd	4th	Total	Finish	Money
1966	74	71	72	70	287	T38	\$375.00
1967	69	72	73	70	284	T33	534.00
1968	70	74	72	75	291	T47	143.33
1970	69	74	69	68	280	T11	1,787.50
1973	73	68	72	73	286	T24	1,129.33
<b>Total</b>							<b>\$3,969.16</b>

## Rogers, Bill (71.43)

Year	1st	2nd	3rd	4th	Total	Finish	Money
1975	68	79	75	71	293	T39	\$615.00
1978	72	72	71	70	285	T4	7,800.00
1982	70	68	68	70	276	T4	13,200.00
1985	71	75			146	CUT	
<b>Total</b>							<b>\$21,615.00</b>

# Individual Player Records

## Rogers, John (74.25)

Year	1st	2nd	3rd	4th	Total	Finish	Money
1926					296	T19	\$100.00
1927	75	72	78	76	301	T21	50.00
1930	70	82	77	80	309	T12	
1934					291	T10	73.00
1937	79	70	73	66	288	T16	25.00
<b>Total</b>							<b>\$248.00</b>

## Rohde, Mark (75.00)

Year	1st	2nd	3rd	4th	Total	Finish	Money
1981	70	73	80	77	300	75	\$582.00

## Rollins, John (70.89)

Year	1st	2nd	3rd	4th	Total	Finish	Money
2002	71	69	67	69	276	T15	\$61,050.00
2004	76	74			150	CUT	
2005	73	74			147	CUT	
2006	70	71	64	70	275	T5	193,800.00
2007	70	69	67	72	278	T18	70,200.00
2008	68	70	69	74	281	T14	96,100.00
2009	70	74			144	CUT	
2010	71	71	67	70	279	T27	45,440.00
2011	71	76			147	CUT	
2012	72	75			147	CUT	
2013	69	65	77	69	280	T16	99,000.00
2014	75	73			148	CUT	
<b>Total</b>							<b>\$565,590.00</b>

## Romero, Andres (71.36)

Year	1st	2nd	3rd	4th	Total	Finish	Money
2008	73	74			147	CUT	
2009	66	70	65	70	271	T3	\$327,600.00
2010	65	69	70	70	274	T5	224,800.00
2011	72	73	72	69	286	T55	14,560.00
2012	75	75			150	CUT	
2013	71	71	74	75	291	T71	13,002.00
2014	76	75			151	CUT	
<b>Total</b>							<b>\$579,962.00</b>

## Romero, Eduardo (73.00)

Year	1st	2nd	3rd	4th	Total	Finish	Money
1986	76	74			150	CUT	
1995	74	71			145	CUT	
2003	76	70			146	CUT	
2004	72	71			143	CUT	

## Rosburg, Bob (76.41)

Year	1st	2nd	3rd	4th	Total	Finish	Money
1944					305	30	
1954	75	69	73	72	289	T35	
1955	71	71	69	71	282	T8	\$787.50
1956	73	70	74	73	290	T40	70.00
1957	72	73	74	69	288	T23	317.50
1958	68	73	76	67	284	T13	624.00
1959	72	74	68	75	289	T26	375.00
1960	73	72	69	73	287	T19	602.00
1961	72	68	68	73	281	T12	1,150.00
1962	69	70	72	69	280	T8	1,450.00
1963	66	70	75	67	278	T4	2,120.00
1964	72	74	69	71	286	T11	1,250.00
1965	72	70	70	73	285	T13	1,400.00
1967	69	69	71	70	279	11	2,400.00
1972	71	68	71	66	276	T5	4,812.50
<b>Total</b>							<b>\$17,358.50</b>

## Rose, Clarence (72.00)

Year	1st	2nd	3rd	4th	Total	Finish	Money
1982	81	79			160	CUT	
1983	69	69	70	71	279	T30	\$1,743.75
1984	77	77			154	CUT	
1985	71	76			147	CUT	
1986	73	70	66	68	277	2	48,600.00
1987	74	73			147	CUT	
1988	71	69	69	71	280	T23	6,321.43
1989	71	73	71	71	286	T39	3,900.00
1990	72	75			147	CUT	
1996	72	71	71	76	290	T52	2,798.40
1997	74	70	70	69	283	T33	6,937.78
1998	71	75	70	70	286	T36	9,465.00
<b>Total</b>							<b>\$79,766.36</b>

## Rose, Justin (70.81)

Year	1st	2nd	3rd	4th	Total	Finish	Money
2004	75	65	67	77	284	T59	\$10,416.00
2005	74	68			142	T58	9,936.00
2006	64	74	70	75	283	T39	20,400.00
2007	72	70	72	72	286	T62	11,128.00
2008	72	75			147	CUT	
2010	69	67	73	72	281	T37	26,880.00
2011	69	69	70	70	278	T9	175,500.00
2012	70	70	71	71	282	T13	123,750.00
2014	70	72	68	73	283	T45	18,779.15
<b>Total</b>							<b>\$396,789.15</b>

## Ross, John (70.25)

Year	1st	2nd	3rd	4th	Total	Finish	Money
1992	68	72	69	72	281	T50	\$2,362.50

## Rotar, Chuck (72.60)

Year	1st	2nd	3rd	4th	Total	Finish	Money
1957	70	70	79		219	W/D	
1959	74	74	72	73	293	T49	
1961	74	70	72	74	290	T54	
1964	77	71	71	68	287	T15	\$843.75
<b>Total</b>							<b>\$843.75</b>

## Roth, Jeff (81.00)

Year	1st	2nd	3rd	4th	Total	Finish	Money
1994	79	83			162	CUT	

## Roux, Bob (75.25)

Year	1st	2nd	3rd	4th	Total	Finish	Money
1952	79	75	74	82	310	T58	
1958	77	72	70	73	292	T48	

## Royer, Hugh (70.75)

Year	1st	2nd	3rd	4th	Total	Finish	Money
1970	74	68	69	72	283	T33	\$550.00

## Royer III, Hugh (71.50)

Year	1st	2nd	3rd	4th	Total	Finish	Money
1996	71	70	73	66	280	T6	\$38,850.00
1997	73	71	72	70	286	T51	3,294.66
1998	72	77			149	CUT	
<b>Total</b>							<b>\$42,144.66</b>

## Rudolph, Mason (71.60)

Year	1st	2nd	3rd	4th	Total	Finish	Money
1960	73	74	72	73	292	T45	\$22.22
1961	71	72	71	70	284	T25	455.00
1962	72	72	69	72	285	T23	446.66
1963	70	69	69	72	280	T15	975.00
1964	72	73	74	70	289	T28	500.00
1966	71	72	70	70	283	T25	725.00
1967	72	73	70	74	289	T65	
1968	73	73	74	76	296	T64	
1969	71	68	71	73	283	T11	1,900.00
1970	72	70	70	71	283	T33	550.00
<b>Total</b>							<b>\$5,573.88</b>

## Rule, Jack (72.25)

Year	1st	2nd	3rd	4th	Total	Finish	Money
1967	72	70	72	75	289	T65	

## Rummells, Dave (73.00)

Year	1st	2nd	3rd	4th	Total	Finish	Money
1986	74	79			153	CUT	
1991	71	72	70	70	283	T39	\$4,200.00
1994	71	77			148	CUT	
<b>Total</b>							<b>\$4,200.00</b>

## Runkle, Dick (74.75)

Year	1st	2nd	3rd	4th	Total	Finish	Money
1955	154	74	71		299	T70	



# Individual Player Records

## Runyan, Paul (73.04)

Year	1st	2nd	3rd	4th	Total	Finish	Money
1932		73			295	T34	
1933		77	72		292	T11	
1934					290	T7	\$220.00
1935	71	71	74	74	290	T10	67.00
1936		73	75		291	T13	70.00
1937	72	71	71	75	289	T21	25.00
1938	71	75	71	73	290	T44	
1940					299	T26	
1941					295	T20	
1942	74	72	72	71	289	T9	141.34
1948					295	T29	
1951	74	73	73	72	292	T13	320.00
1952	71	74	79	78	302	T31	20.00
1953	78	75	68	74	295	T20	310.00
1956	72	72	73	73	290	T40	70.00
1957	72	69	73	75	289	T31	220.00
1958	73	73	75	71	292	T48	
1960	72	76	73	70	291	T34	153.64
1963	70	70	74	71	285	T47	50.00
<b>Total</b>							<b>\$1,666.98</b>

## Rusnak, Gary (75.00)

Year	1st	2nd	3rd	4th	Total	Finish	Money
1996	76	74			150	CUT	

## Rutan, Chick

Year	1st	2nd	3rd	4th	Total	Finish	Money
1945					290	T9	\$466.00

## Ruziecki, James (75.75)

Year	1st	2nd	3rd	4th	Total	Finish	Money
1975	75	73	79	76	303	T70	

## Rymer, Charlie (76.00)

Year	1st	2nd	3rd	4th	Total	Finish	Money
1995	76				76	W/D	

## Saatzer, Mark (75.00)

Year	1st	2nd	3rd	4th	Total	Finish	Money
1992	76	74			150	CUT	

## Sabbatini, Rory (70.36)

Year	1st	2nd	3rd	4th	Total	Finish	Money
2000	67	73	69	69	278	T12	\$58,900.00
2001	72	69	75	71	287	T66	7,038.00
2002	69	68	65	68	270	T2	276,266.67
2003	75	71			146	CUT	
2004	70	67	71	68	276	T15	76,800.00
2005	73	72			145	CUT	
2006	67	65	67	72	271	1	918,000.00
2007	69	70	67	70	276	T9	135,200.00
2008	72	67	74	72	285	T44	21,080.00
2009	68	67	67	70	272	T6	203,962.50
2010	68	74	77		219	T76	11,840.00
2011	70	76			146	CUT	
2012	69	80			149	CUT	
2013	71	75			146	CUT	
<b>Total</b>							<b>\$1,709,087.17</b>

## Sabo, Ed (73.39)

Year	1st	2nd	3rd	4th	Total	Finish	Money
1976	72	72	75	69	288	T25	\$1,508.00
1977	70	72	75	69	286	T21	1,805.72
1978	74	72	78	78	302	T66	345.00
1979	77	70	76	78	301	T7	465.00
1981	74	70			144	CUT	
<b>Total</b>							<b>\$4,123.72</b>

## Sadakata, Akio (75.00)

Year	1st	2nd	3rd	4th	Total	Finish	Money
2003	76	74			150	CUT	

## Sampson, Harold (73.66)

Year	1st	2nd	3rd	4th	Total	Finish	Money
1926					297	T21	\$100.00
1933		75	68		287	4	565.00
1937	77	69	76	78	300	T62	
<b>Total</b>							<b>\$665.00</b>

## Sanday, Jeff (73.17)

Year	1st	2nd	3rd	4th	Total	Finish	Money
1998	74	74			148	CUT	
1999	71	73			144	CUT	
2003	73	74			147	CUT	

## Sandelin, Jarmo (76.50)

Year	1st	2nd	3rd	4th	Total	Finish	Money
1996	76	77			153	CUT	

## Sander, Bill (70.67)

Year	1st	2nd	3rd	4th	Total	Finish	Money
1980	71	65	70	78	284	T20	\$2,810.00
1981	70	72	68	74	284	T42	994.67
1982	76	71			147	CUT	
1986	75	72			147	CUT	
1987	70	66	79	65	280	T10	12,857.14
1988	70	69	66	66	271	T2	66,000.00
1989	72	71	73	70	286	T39	3,900.00
1990	72	67	71	66	276	T18	12,171.43
1991	67	74	73	71	285	T54	2,270.00
1992	68	72	70	74	284	T64	2,090.00
<b>Total</b>							<b>\$103,093.24</b>

## Sanders, Doug (71.49)

Year	1st	2nd	3rd	4th	Total	Finish	Money
1959	66	69	73	74	282	4	\$1,900.00
1960	68	73	74	71	286	T10	920.00
1961	73	72	68	70	283	T21	625.00
1962	67	73	70	74	284	T20	700.00
1965	70	70	75	72	287	T24	627.78
1966	70	71	70	70	281	T13	1,450.00
1967	67	75	69	71	282	T18	1,300.00
1968	68	75	74	69	286	T19	1,150.00
1969	71	73	68	75	287	T40	361.42
1971	71	70	66	76	283	T23	928.40
1972	70	70	75	70	285	T53	238.10
1974	75	72	76		223	W/D	
1975	71	75	75	72	293	T39	615.00
1976	72	72	70	76	290	T30	1,008.91
<b>Total</b>							<b>\$11,824.61</b>

## Sanders, Jeff (73.67)

Year	1st	2nd	3rd	4th	Total	Finish	Money
1982	76	71			147	CUT	
1983	71	76			147	CUT	
1985	75	73			148	CUT	

## Sanders, Monte (71.25)

Year	1st	2nd	3rd	4th	Total	Finish	Money
1969	71	70	75	75	291	T65	\$133.33
1971	71	70	68	70	279	T10	2,640.00
<b>Total</b>							<b>\$2,773.33</b>

## Sanudo, Cesar (74.06)

Year	1st	2nd	3rd	4th	Total	Finish	Money
1974	72	75	81	77	305	T78	
1977	71	76	78	82	307	T4	
1979	72	72	72	73	289	T38	\$1,050.00
1981	71	71	74	70	286	T56	684.00
1982	71	75			146	CUT	
<b>Total</b>							<b>\$1,734.00</b>

## Sarazen, Gene (72.08)

Year	1st	2nd	3rd	4th	Total	Finish	Money
1931		71			291	T9	
1932		72			286	T6	\$250.00
1935	72	72	71	73	288	T4	450.00
<b>Total</b>							<b>\$700.00</b>

## Sasaki, Hisayuki (73.00)

Year	1st	2nd	3rd	4th	Total	Finish	Money
1996	75	71			146	CUT	

# Individual Player Records

## Sauers, Gene (72.00)

Year	1st	2nd	3rd	4th	Total	Finish	Money
1986	71	73	70	74	288	T48	\$1,108.13
1987	76	71			147	CUT	
1989	67	70	72	67	276	T4	41,333.34
1994	71	73	74	72	290	T51	2,353.33
1995	70	76			146	CUT	
2003	73	74			147	CUT	
2004	74	72			146	CUT	
<b>Total</b>							<b>\$44,794.80</b>

## Schall, Ken (72.00)

Year	1st	2nd	3rd	4th	Total	Finish	Money
1991	72	72			144	CUT	

## Schamp, John (78.75)

Year	1st	2nd	3rd	4th	Total	Finish	Money
1965	76	82	81	76	315	88	

## Scheiber, Walter (75.00)

Year	1st	2nd	3rd	4th	Total	Finish	Money
1937	72	77	77	74	300	T62	

## Scherrer, Tom (71.92)

Year	1st	2nd	3rd	4th	Total	Finish	Money
1996	77	74			151	CUT	
2000	67	68	71	75	281	T31	\$17,980.00
2001	66	71	72	73	282	T33	16,490.00
2002	75	74			149	CUT	
<b>Total</b>							<b>\$34,470.00</b>

## Schiene, Marty (72.00)

Year	1st	2nd	3rd	4th	Total	Finish	Money
1993	72	73	71		216	T45	\$2,580.00

## Schilling, Art (82.50)

Year	1st	2nd	3rd	4th	Total	Finish	Money
1984	82	83			165	CUT	

## Schlagenhauf, Byron (71.50)

Year	1st	2nd	3rd	4th	Total	Finish	Money
2000	70	73			143	CUT	

## Schlee, John (71.32)

Year	1st	2nd	3rd	4th	Total	Finish	Money
1967	71	73	68	71	283	T23	\$800.00
1968	71	70	65	74	280	T4	4,366.66
1971	72	70	70	68	280	T12	2,062.50
1973	73	69	76	72	290	T43	472.00
1974	70	72	74	74	290	T27	1,087.50
1976	70	75	71	70	286	T18	2,312.50
1977	70	74	72	72	288	T30	1,270.00
<b>Total</b>							<b>\$12,371.16</b>

## Schmidt, Howard (75.50)

Year	1st	2nd	3rd	4th	Total	Finish	Money
1949	73	77	76	76	302	T46	

## Schmutte, Leonard (77.00)

Year	1st	2nd	3rd	4th	Total	Finish	Money
1927	72	83	77	76	308	T27	

## Schneiter, George (74.33)

Year	1st	2nd	3rd	4th	Total	Finish	Money
1934					296	T18	\$36.00
1937	71	76	75	71	293	T32	25.00
1940	74	74	73	76	297	T20	
1945					291	T12	320.00
1949	74	76	77	75	302	T46	
1951	76	72	78	79	305	T51	
<b>Total</b>							<b>\$381.00</b>

## Schroeder, John (72.33)

Year	1st	2nd	3rd	4th	Total	Finish	Money
1971	68	72	73	70	283	T23	\$928.40
1974	76	69	74	71	290	T27	1,087.50
1976	75	71	75	72	293	T55	402.50
1977	75	71	72	75	293	T56	440.00
1978	74	73	71	72	290	T27	1,390.00
1980	74	72	73	75	294	T64	530.00
1981	72	73			145	CUT	
1982	70	71	68	73	282	T25	2,193.75
<b>Total</b>							<b>\$6,972.15</b>

## Schuchart, Mike (72.75)

Year	1st	2nd	3rd	4th	Total	Finish	Money
1990	74	70			144	CUT	
1993	74	73			147	CUT	

## Schultz, Jason (71.50)

Year	1st	2nd	3rd	4th	Total	Finish	Money
2006	67	70	76	73	286	T58	\$11,322.00

## Schulz, Ted (72.71)

Year	1st	2nd	3rd	4th	Total	Finish	Money
1987	75	73			148	CUT	
1990	72	67	75	68	282	T52	\$2,345.00
1991	69	66	69	68	272	1	180,000.00
1992	71	75			146	CUT	
1993	73	73			146	CUT	
1994	70	74	74	72	290	T51	2,353.33
1995	76	75			151	CUT	
1996	75	74			149	CUT	
1997	73	74			147	CUT	
1998	73	72	75	73	293	T70	4,137.00
1999	78	76			154	CUT	
2000	71	74			145	CUT	
2001	74	75			149	CUT	
<b>Total</b>							<b>\$188,835.33</b>

## Schwab, Don (76.25)

Year	1st	2nd	3rd	4th	Total	Finish	Money
1955	77	73			305	T80	

## Schwab, Pat (72.25)

Year	1st	2nd	3rd	4th	Total	Finish	Money
1966	77	69	71	72	289	T45	\$192.86

## Schwarzrock, Brent (70.25)

Year	1st	2nd	3rd	4th	Total	Finish	Money
2001	66	75	69	71	281	T25	\$24,862.50

## Schwartzel, Charl (68.38)

Year	1st	2nd	3rd	4th	Total	Finish	Money
2013	69	67	68	70	274	T3	\$343,200.00
2014	69	68	68	68	273	5	268,000.00
<b>Total</b>							<b>\$611,200.00</b>

## Scodeller, Emil (73.00)

Year	1st	2nd	3rd	4th	Total	Finish	Money
1966	74	71	72	75	292	T59	

## Scodeller, Paul (70.75)

Year	1st	2nd	3rd	4th	Total	Finish	Money
1967	73	70	70	70	283	T23	\$800.00

## Scott, Adam (70.08)

Year	1st	2nd	3rd	4th	Total	Finish	Money
2005	67	66			133	1	\$864,000.00
2006	68	71	69	64	272	2	550,800.00
2007	72	70	75	72	289	T69	10,296.00
2008	73	69	70	69	281	T14	96,100.00
2010	73	73			146	CUT	
2012	73	71	69	70	283	T17	86,365.72
2013	71	67	70	70	278	T10	165,000.00
<b>Total</b>							<b>\$1,772,561.72</b>

## Scott, Drew (76.50)

Year	1st	2nd	3rd	4th	Total	Finish	Money
2008	75	78			153	CUT	

# Individual Player Records

## Seals, Steve (78.00)

Year	1st	2nd	3rd	4th	Total	Finish	Money
1987	77	79			156	CUT	
1991	76	80			156	CUT	

## Seanor, Bill (76.00)

Year	1st	2nd	3rd	4th	Total	Finish	Money
1955		75	76		304	T77	

## Sear, Stephen (72.33)

Year	1st	2nd	3rd	4th	Total	Finish	Money
1991	75	72			147	CUT	
1999	69	74			143	CUT	
2000	74	70			144	CUT	

## Sear, Steve (75.00)

Year	1st	2nd	3rd	4th	Total	Finish	Money
2002	77	73			150	CUT	

## Seavall, Eric (73.33)

Year	1st	2nd	3rd	4th	Total	Finish	Money
1935	73	73	79	71	296	T25	\$6.00
1937	74	74	73	74	295	T38	
1938	73	73	73	70	289	T38	
<b>Total</b>							<b>\$6.00</b>

## Seaver, Charles (73.50)

Year	1st	2nd	3rd	4th	Total	Finish	Money
1933	148	73	73		294	T14	
1934					294	T13	

## Senden, John (71.53)

Year	1st	2nd	3rd	4th	Total	Finish	Money
2002	71	69	73	71	284	T63	\$7,844.00
2004	74	79			153	CUT	
2005	73	70			143	CUT	
2007	71	70	71	72	284	T51	12,313.60
2009	71	72			143	CUT	
2010	75	73			148	CUT	
2011	67	69	71	73	280	T21	70,200.00
2012	73	70	72	73	288	T44	20,512.80
2013	72	74			146	CUT	
2014	71	70	66	70	277	T18	97,150.00
<b>Total</b>							<b>\$208,020.40</b>

## Senior, Peter (72.25)

Year	1st	2nd	3rd	4th	Total	Finish	Money
1986	71	74	70	74	289	T56	\$985.50

## Serafin, John (72.50)

Year	1st	2nd	3rd	4th	Total	Finish	Money
1954	70	74	69	77	290	T39	

## Serizawa, Nobuo (72.13)

Year	1st	2nd	3rd	4th	Total	Finish	Money
1990	70	75			145	CUT	
1991	68	71	71	75	285	T54	\$2,270.00
1997	74	73			147	CUT	
<b>Total</b>							<b>\$2,270.00</b>

## Sharpe, Pat (76.00)

Year	1st	2nd	3rd	4th	Total	Finish	Money
1986	75	77			152	CUT	

## Shave, Jr., Bob (70.67)

Year	1st	2nd	3rd	4th	Total	Finish	Money
1963	71	70	71		212	DQ	

## Shaw, Tom (72.13)

Year	1st	2nd	3rd	4th	Total	Finish	Money
1969	69	68	73	72	282	T8	\$2,716.66
1970	72	70	70	76	288	T67	190.47
1971	66	72	71	73	282	T19	1,265.00
1973	72	74	71	74	291	T48	355.20
1976	71	70	68	69	278	T4	8,140.00
1977	73	74	76	70	293	T56	440.00
1978	76	73	74	71	294	T44	700.00
1980	80	76			156	CUT	
<b>Total</b>							<b>\$13,807.33</b>

## Shea, Mike (76.00)

Year	1st	2nd	3rd	4th	Total	Finish	Money
1975	72	75	80	77	304	T73	

## Shearer, Bob (72.13)

Year	1st	2nd	3rd	4th	Total	Finish	Money
1977	75	71	72	66	284	T14	\$3,300.00
1978	73	70	77	73	293	T40	840.00
1979	73	72	75	73	293	T58	550.00
1983	65	72	71	76	284	T61	636.00
<b>Total</b>							<b>\$5,326.00</b>

## Sheehan, Patrick (72.50)

Year	1st	2nd	3rd	4th	Total	Finish	Money
2004	76	73			149	CUT	
2005	70	71			141	T47	\$11,842.91
<b>Total</b>							<b>\$11,842.91</b>

## Sheff (AM), Dave (79.50)

Year	1st	2nd	3rd	4th	Total	Finish	Money
1980	77	82			159	CUT	

## Sheff, David (74.50)

Year	1st	2nd	3rd	4th	Total	Finish	Money
1986	73	76			149	CUT	

## Sheppard, Charles (74.00)

Year	1st	2nd	3rd	4th	Total	Finish	Money
1948					296	T34	
1951	75	77	73	72	297	T25	\$20.00
1952	74	76	74	80	304	T43	
1955	74	68	77	73	292	T57	
1956	71	72	74	74	291	T44	
<b>Total</b>							<b>\$20.00</b>

## Sherfy, Brad (75.17)

Year	1st	2nd	3rd	4th	Total	Finish	Money
1984	76	77			153	CUT	
1995	73	72			145	CUT	
1996	76	74			150	CUT	
1997	73	76			149	CUT	
1998	77	76			153	CUT	
2003	80	72			152	CUT	

## Sherman, Fred (74.00)

Year	1st	2nd	3rd	4th	Total	Finish	Money
1938	75	71	73	77	296	T68	

## Shields, Jack (75.00)

Year	1st	2nd	3rd	4th	Total	Finish	Money
1951	76	73	75	73	297	T25	\$20.00
1952	74	76	73	80	303	T31	
<b>Total</b>							<b>\$20.00</b>

## Shipley, David (77.50)

Year	1st	2nd	3rd	4th	Total	Finish	Money
1978	73	73	83	81	310	70	\$310.00

## Shirey, Jr., Don (73.50)

Year	1st	2nd	3rd	4th	Total	Finish	Money
1987	71	72	73	71	287	T55	\$1,362.00
1990	81	73			154	CUT	
<b>Total</b>							<b>\$1,362.00</b>

## Shoemaker, Dick (73.50)

Year	1st	2nd	3rd	4th	Total	Finish	Money
1937	77	68	76	73	294	37	

## Short, Jr., Wes (73.88)

Year	1st	2nd	3rd	4th	Total	Finish	Money
2006	71	71	70	77	289	72	\$9,996.00
2007	73	72			145	CUT	
2013	78	79			157	CUT	
<b>Total</b>							<b>\$9,996.00</b>

## Shriver, Steve (74.00)

Year	1st	2nd	3rd	4th	Total	Finish	Money
2002	71	77			148	CUT	

# Individual Player Records

## Shute, Denny (72.93)

Year	1st	2nd	3rd	4th	Total	Finish	Money
1930	73	74	75	74	296	1	
1935					295	T20	\$25.00
1937	74	76	69	68	287	T14	25.00
1940	74	73	75	72	294	T17	
1941	73	66	74	74	287	8	200.00
1942	71	73	73	76	293	T17	32.50
1945					290	T9	466.00
<b>Total</b>							<b>\$748.50</b>

## Sicks, Ivan (72.50)

Year	1st	2nd	3rd	4th	Total	Finish	Money
1939	71	70	75	74	290	T14	\$33.00

## Sieckmann, Tom (71.90)

Year	1st	2nd	3rd	4th	Total	Finish	Money
1985	76	71			147	CUT	
1986	71	71	72	74	288	T48	\$1,108.13
1987	72	73	79	70	294	T73	1,152.00
1988	70	77			147	CUT	
1989	76	77			153	CUT	
1990	68	68	68	69	273	T8	28,000.00
1991	73	70	73	71	287	T63	2,100.00
1992	66	68	66	75	275	T12	19,600.00
1993	73	72	71		216	T45	2,580.00
1994	72	77			149	CUT	
<b>Total</b>							<b>\$54,540.13</b>

## Sifford, Charles (72.37)

Year	1st	2nd	3rd	4th	Total	Finish	Money
1954	70	74	74	70	288	T27	\$91.43
1955	72	69	74	72	287	T34	42.00
1956	74	73	72	69	288	T30	193.34
1958	73	67	75	73	288	T29	250.00
1959	73	70	75	75	293	T49	
1960	69	73	75	74	291	T34	153.64
1961	70	69	73	70	282	T14	900.00
1964	73	75	70	75	293	T54	
1965	74	71	68	71	284	T9	1,975.00
1966	71	69	69	71	280	T8	2,050.00
1968	69	71	72	74	286	T19	1,150.00
1969	63	71	71	71	276	1	20,000.00
1970	72	71	71	72	286	T51	190.48
1977	73	72	78	73	296	T63	360.00
1979	73	73	72	75	293	T58	550.00
1980	75	76			151	CUT	
1981	76	76			152	CUT	
1982	78				78	W/D	
1983	70	72	70	72	284	T61	636.00
1984	75	75	76	81	307	T76	748.00
<b>Total</b>							<b>\$29,289.89</b>

## Sifford, Curtis (73.00)

Year	1st	2nd	3rd	4th	Total	Finish	Money
1971	70	73	72	72	287	T50	\$220.00
1972	66	68	71	73	278	T8	3,265.00
1974	72	72	76	76	296	T65	262.67
1975	76	72	71	74	293	T39	615.00
1977	73	73	88	70	304	73	
1981	74	73			147	CUT	
1983	77	69			146	CUT	
1984	70	80	72	71	293	T34	2,064.00
<b>Total</b>							<b>\$6,426.67</b>

## Sikes, Dan (71.00)

Year	1st	2nd	3rd	4th	Total	Finish	Money
1962	69	77	70	70	286	T32	\$234.00
1963	69	75	69	71	284	T35	136.36
1965	71	67	71	70	279	2	6,500.00
1972	71	69	70	75	285	T53	238.10
1973	72	73	72	69	286	T24	1,129.34
<b>Total</b>							<b>\$8,237.80</b>

## Sikes, R.H. (72.63)

Year	1st	2nd	3rd	4th	Total	Finish	Money
1966	73	71	72	74	290	T52	
1970	69	69	71	71	280	T11	\$1,787.50
1971	70	74	80	75	299	T69	220.00
1982	75	70	73	75	293	T68	615.00
<b>Total</b>							<b>\$2,622.50</b>

## Sill, Ralph (75.00)

Year	1st	2nd	3rd	4th	Total	Finish	Money
1958	75	77	74	74	300	69	

## Sills, Tony (71.47)

Year	1st	2nd	3rd	4th	Total	Finish	Money
1983	68	68	73	70	279	T30	\$1,743.75
1984	74	74	73	74	295	T42	1,228.80
1985	65	76	69	72	282	T28	2,780.00
1986	72	70	70	71	283	T16	6,975.00
1987	72	77			149	CUT	
1988	72	71			143	CUT	
1989	76	80			156	W/D	
1990	70	64	70	68	272	7	33,500.00
1991	73	72			145	CUT	
1992	68	74			142	CUT	
1995	73	70	68	73	284	T52	2,784.00
<b>Total</b>							<b>\$49,011.55</b>

## Silva, Leroy (72.50)

Year	1st	2nd	3rd	4th	Total	Finish	Money
1959	72	72	72	74	290	T32	\$255.00

## Silveira, Larry (73.50)

Year	1st	2nd	3rd	4th	Total	Finish	Money
1991	73	71			144	CUT	
1997	71	79			150	CUT	

## Sim, Michael (73.67)

Year	1st	2nd	3rd	4th	Total	Finish	Money
2010	77	73			150	CUT	
2011	70	71	77	74	292	T74	\$12,415.00
<b>Total</b>							<b>\$12,415.00</b>

## Simons, Jim (72.36)

Year	1st	2nd	3rd	4th	Total	Finish	Money
1974	71	75	70	76	292	T38	\$675.00
1975	72	74	71	71	288	T19	1,725.00
1976	70	71	74	76	291	T41	647.29
1978	73	71	72	72	288	T17	2,500.00
1981	73				73	W/D	
1982	71	68	73	73	285	T43	936.00
1983	75	71			146	CUT	
1987	71	75			146	CUT	
<b>Total</b>							<b>\$6,483.29</b>

## Simpson, Scott (70.91)

Year	1st	2nd	3rd	4th	Total	Finish	Money
1976	73	73	75	77	298	71	
1980	72	67	71	71	281	T5	\$9,500.00
1981	70	71	69	74	284	T42	994.67
1982	73	70	71	71	285	T43	936.00
1983	71	71	68	69	279	T30	1,743.75
1984	76	74	72	77	299	T60	868.00
1985	66	71	66	72	275	T7	12,050.00
1986	73	67	75	72	287	T39	1,665.00
1987	70	71	74	71	286	T45	1,602.00
1988	70	69	69	68	276	T11	18,000.00
1989	73	70	71	72	286	T39	3,900.00
1990	74	72			146	CUT	
1991	71	68	67	69	275	T6	33,500.00
1992	70	67	70	67	274	T8	28,000.00
1993	68	75	73		216	T45	2,580.00
1995	70	66	68	68	272	T4	52,800.00
1996	68	70	70	71	279	T2	79,200.00
1997	69	73	70	71	283	T33	6,937.78
1998	70	73	70	71	284	T29	13,650.00
1999	71	71	72	74	288	T74	5,348.00
2001	75	66	72	71	284	T51	8,001.33
2002	71	68	75	76	290	79	6,734.00
<b>Total</b>							<b>\$288,010.53</b>

# Individual Player Records

## Simpson, Tim (71.89)

Year	1st	2nd	3rd	4th	Total	Finish	Money
1981	70	77			147	CUT	
1982	73	66	70	68	277	6	\$10,800.00
1983	71	72			143	CUT	
1984	75	78			153	CUT	
1985	74	69			143	W/D	
1986	74	73			147	CUT	
1987	72	73	73	68	286	T45	1,602.00
1988	70	72	76	72	290	T72	1,447.50
1989	70	75	68	71	284	T25	7,471.43
1992	67	71	70	70	278	T27	7,100.00
1994	73	73	76	76	298	T73	1,930.00
1997	71	69	74	72	286	T51	3,294.67
<b>Total</b>							<b>\$33,645.60</b>

## Simpson, Webb (70.00)

Year	1st	2nd	3rd	4th	Total	Finish	Money
2010	70	73	69	65	277	T15	\$102,400.00
2013	70	66	68	71	275	T6	229,350.00
2014	70	72	72	74	288	T70	13,199.00
<b>Total</b>							<b>\$344,949.00</b>

## Sindelar, Joey (72.18)

Year	1st	2nd	3rd	4th	Total	Finish	Money
1984	74	77	73	71	295	T42	\$1,228.80
1985	68	72	70	74	284	T36	1,884.00
1986	72	74	75	68	289	T56	985.50
1987	69	74	67	73	283	T30	3,645.00
1990	73	74			147	CUT	
1992	72	69	66	78	285	T68	2,030.00
2006	68	74	74	74	290	T73	9,843.00
2007	80	68			148	CUT	
<b>Total</b>							<b>\$19,616.30</b>

## Singh, Jeev Milkha (69.75)

Year	1st	2nd	3rd	4th	Total	Finish	Money
2009	69	70	71	69	279	T39	\$27,720.00

## Singh, Vijay (70.58)

Year	1st	2nd	3rd	4th	Total	Finish	Money
1994	72	71	73	70	286	T38	\$4,600.00
1999	72	68	67	76	283	T50	6,701.33
2000	68	70	72	69	279	T18	37,731.43
2002	71	70	71	68	280	T34	19,980.00
2004	71	70	68	69	278	T24	37,140.00
2007	68	71	69	72	280	T29	34,580.00
2008	71	72	71	70	284	T36	27,318.75
2009	72	71			143	CUT	
2010	73	73			146	CUT	
2011	68	70	67	69	274	2	702,000.00
2012	74	70	71	70	285	33	38,940.00
2013	75	68	73	71	287	T51	15,444.00
2014	75	67	70	71	283	T45	18,779.14
<b>Total</b>							<b>\$943,214.65</b>

## Sisk, Geoffrey (70.75)

Year	1st	2nd	3rd	4th	Total	Finish	Money
1999	69	69	73	72	283	T50	\$6,701.33

## Skayhan, Ron (73.00)

Year	1st	2nd	3rd	4th	Total	Finish	Money
2002	77	69			146	CUT	

## Skinner, Sonny (73.17)

Year	1st	2nd	3rd	4th	Total	Finish	Money
1990	76	74			150	CUT	
1992	71	72			143	CUT	
1997	69	73	75	77	294	76	\$2,632.00
1998	71	72	73	75	291	T65	4,389.00
<b>Total</b>							<b>\$7,021.00</b>

## Sleppy, Oliver (75.75)

Year	1st	2nd	3rd	4th	Total	Finish	Money
1948					303	T53	

## Slocum, Heath (72.61)

Year	1st	2nd	3rd	4th	Total	Finish	Money
2002	74	73			147	CUT	
2003	71	77			148	CUT	
2004	73	74			147	CUT	
2005	75	69			144	CUT	
2006	70	74			144	CUT	
2007	69	74	72	68	283	T44	\$15,347.42
2008	73	73			146	CUT	
2009	72	76			148	CUT	
<b>Total</b>							<b>\$15,347.42</b>

## Sluman, Jeff (70.80)

Year	1st	2nd	3rd	4th	Total	Finish	Money
1986	70	72	75	72	289	T56	\$985.50
1987	70	74	70	68	282	T25	4,680.00
1988	67	71	71	68	277	T13	15,000.00
1989	78	73			151	CUT	
1990	71	75			146	CUT	
1991	66	69	68	70	273	2	108,000.00
1992	71	70	69	69	279	T32	5,414.29
1993	68	75	73		216	T45	2,580.00
1994	72	70	71	70	283	T15	16,000.00
1995	72	67	69	69	277	T14	20,400.00
1996	73	75			148	CUT	
1997	74	75			149	CUT	
1999	70	70	67	72	279	T23	23,600.00
2000	69	73			142	CUT	
2001	68	69	70	69	276	T2	204,000.00
2002	70	69	73	69	281	T37	13,729.84
2003	68	74	69	72	283	T24	38,362.50
2005	69	71			140	T37	19,200.00
2007	74	74			148	CUT	
<b>Total</b>							<b>\$471,952.13</b>

## Small, Mike (77.50)

Year	1st	2nd	3rd	4th	Total	Finish	Money
1998	77	78			155	CUT	

## Small, Terry (73.75)

Year	1st	2nd	3rd	4th	Total	Finish	Money
1974	74	72	73	76	295	T57	\$303.75

## Smith, Bob (71.92)

Year	1st	2nd	3rd	4th	Total	Finish	Money
1969	70	68	74	73	285	T28	\$666.67
1970	71	67	74	66	278	T5	3,850.00
1971	66	69	75	74	284	T28	682.00
1972	66	73	67	72	278	T8	3,265.00
1973	74	72	77	71	294	T60	270.00
1974	77	68	74	78	297	T68	236.25
1975	71	76	69	69	285	T12	2,900.00
1976	70	71	76	73	290	T30	1,008.91
1980	75	71	81	71	298	T69	507.50
<b>Total</b>							<b>\$13,386.33</b>

## Smith, Chris (73.42)

Year	1st	2nd	3rd	4th	Total	Finish	Money
1996	70	75	74	75	294	T68	\$2,424.00
1998	74	75			149	CUT	
2001	71	78			149	CUT	
2003	74	69	70	76	289	T51	10,732.50
<b>Total</b>							<b>\$13,156.50</b>

# Individual Player Records

## Smith, Horton (73.04)

Year	1st	2nd	3rd	4th	Total	Finish	Money
1928	77	72	75	77	301	T20	
1929	71	75	72	76	294	T4	\$500.00
1930					300	T2	
1931		74			294	T13	
1933		77	76		297	T22	
1935	71	73	72	73	289	T6	168.00
1936		72	73		286	6	250.00
1937	71	71	64	73	279	T2	1,250.00
1938	71	70	69	69	279	T5	350.00
1939	69	71	73	75	288	T11	62.33
1940	73	72	73	74	292	T13	45.00
1941	73	73	71	69	286	7	350.00
1942	68	74	72	75	289	T9	141.33
1947					291	10	400.00
1949	75	74	76	77	302	T46	
1950	80	72	74	74	300	T36	
1951	74	75	75	76	300	T40	
<b>Total</b>							<b>\$3,516.66</b>

## Smith, Jack (74.58)

Year	1st	2nd	3rd	4th	Total	Finish	Money
1952	74	78	71	80	303	T31	
1956	73	74	72	78	297	62	
1957	74	73	71	77	295	T56	

## Smith, Jerry (72.00)

Year	1st	2nd	3rd	4th	Total	Finish	Money
2001	71	72			143	CUT	
2002	70	75			145	CUT	
2006	71	73			144	CUT	

## Smith, MacDonald (72.41)

Year	1st	2nd	3rd	4th	Total	Finish	Money
1926	72	73	70	75	290	T5	\$462.50
1927	72	74	73	74	293	T6	283.33
1928	74	70	69	71	284	1	3,500.00
1929	71	71	70	73	285	1	3,500.00
1930	77	82	71	76	306	T8	
1931		74			293	12	
1932		72			281	1	2,000.00
1933		70	74		289	T6	226.00
1934					280	1	1,375.00
1935	74	72	72	69	287	3	600.00
1936		72	73		291	T13	70.00
1937	76	74	72	70	292	T29	25.00
1938	70	72	73	69	284	T14	40.00
1940					300	32	
<b>Total</b>							<b>\$12,081.83</b>

## Smith, Mel (75.50)

Year	1st	2nd	3rd	4th	Total	Finish	Money
1928	73	73	79	77	302	T22	

## Smith, Mike (72.28)

Year	1st	2nd	3rd	4th	Total	Finish	Money
1981	72	73			145	CUT	
1982	73	71	74	71	289	T58	\$666.00
1985	73	72			145	CUT	
1990	72	69	70	71	282	T52	2,345.00
1992	69	75			144	CUT	
1993	72	77			149	CUT	
1995	72	75			147	CUT	
<b>Total</b>							<b>\$3,011.00</b>

## Smith, Neale (75.50)

Year	1st	2nd	3rd	4th	Total	Finish	Money
1993	77	74			151	CUT	

## Smith, Palmer (75.25)

Year	1st	2nd	3rd	4th	Total	Finish	Money
1953	77	75	74	75	301	T53	

## Smith, Taylor (71.50)

Year	1st	2nd	3rd	4th	Total	Finish	Money
1996	71	75			146	CUT	
1997	72	72	68	71	283	T33	\$6,937.77
<b>Total</b>							<b>\$6,937.77</b>

## Snead, J.C. (71.72)

Year	1st	2nd	3rd	4th	Total	Finish	Money
1971	68	73	71	72	284	T28	\$682.00
1972	69	70	69	71	279	T12	2,142.85
1973	71	74	74	77	296	T67	233.00
1975	70	77	73	69	289	T23	1,365.00
1977	73	73	69	74	289	T34	988.57
1978	74	74	72	68	288	T17	2,500.00
1979	72	69	74	72	287	T27	1,700.00
1982	72	74			146	CUT	
1983	68	71	66	70	275	T10	7,800.00
1984	76	75	70	72	293	T34	2,064.00
1985	69	73	70	73	285	T41	1,480.00
1989	72	70	73	73	288	T50	2,377.15
<b>Total</b>							<b>\$23,332.57</b>

## Snead, Sam (71.69)

Year	1st	2nd	3rd	4th	Total	Finish	Money
1937	71	71	72	69	283	6	\$400.00
1938	73	75	71	69	288	T31	5.55
1939	73	69	72	71	285	T5	385.00
1941	70	72	75	79	296	T26	
1942	71	70	72	72	285	T3	900.00
1945	71	71	72	69	283	1	2,666.00
1946	68	73	73	78	292	T10	404.44
1947	74	75	71	76	296	T25	
1948	72	71	73	68	284	T4	750.00
1949	71	74	71	73	289	T7	700.00
1950	71	72	71	66	280	1	2,600.00
1951	67	75	70	73	285	3	1,350.00
1973	70	70	68	73	281	T7	3,982.67
1974	73	68	66	71	278	T2	13,875.00
1975	68	82			150	CUT	
1976	67	71	78	74	290	T30	1,008.91
<b>Total</b>							<b>\$29,027.57</b>

## Snedeker, Brandt (71.07)

Year	1st	2nd	3rd	4th	Total	Finish	Money
2008	76	70			146	CUT	
2009	67	75			142	CUT	
2010	66	72	69	71	278	T20	\$66,742.86
2011	74	72			146	CUT	
2012	75	70	68	70	283	T17	86,365.72
<b>Total</b>							<b>\$153,108.58</b>

## Snead, Ed (72.28)

Year	1st	2nd	3rd	4th	Total	Finish	Money
1973	70	72	73	68	283	T14	\$2,295.00
1974	74	75			149	CUT	
1975	67	76	76	68	287	T15	2,325.00
1976	70	72	74	71	287	T22	1,739.00
1978	77	70	77	75	299	T62	385.00
1979	69	72	69	69	279	T5	9,500.00
1980	72	73	75	73	293	T62	542.50
1981	71	67	64	75	277	T13	6,000.00
1982	73	67	71	71	282	T25	2,193.75
1984	77	74	74	80	305	74	768.00
1986	75	75			150	CUT	
<b>Total</b>							<b>\$25,748.25</b>

## Snyder III, Joey (75.50)

Year	1st	2nd	3rd	4th	Total	Finish	Money
2006	75	76			151	CUT	

## Soper, Charles (77.33)

Year	1st	2nd	3rd	4th	Total	Finish	Money
1955		74			232	DQ	

# Individual Player Records

## Souchak, Mike (71.70)

Year	1st	2nd	3rd	4th	Total	Finish	Money
1954	72	73	73	72	290	T39	
1955	74	72	72	71	289	T47	
1957	71	74	70	76	291	T39	\$120.00
1958	73	72	74	71	290	T36	166.67
1959	69	72	69	73	283	T5	1,533.33
1960	71	75	73	74	293	T54	
1961	74	70	73	70	287	T42	114.29
1962	73	72	65	77	287	T37	155.00
1963	68	71	71	69	279	T9	1,358.34
1967	71	68	71	68	278	T8	2,833.33
1968	75	71	73	69	288	T29	650.00
<b>Total</b>							<b>\$6,930.96</b>

## Soulsby, Bruce (72.00)

Year	1st	2nd	3rd	4th	Total	Finish	Money
1987	71	73	75	69	288	T59	\$1,302.00

## Spang, Mike (72.50)

Year	1st	2nd	3rd	4th	Total	Finish	Money
1972	74	69	76	71	290	T64	\$238.09

## Spence, Craig (69.50)

Year	1st	2nd	3rd	4th	Total	Finish	Money
2000	67	69	70	72	278	T12	\$58,900.00

## Spieth, Jordan (70.50)

Year	1st	2nd	3rd	4th	Total	Finish	Money
2012	76	71			147	CUT	
2014	72	66	67	71	276	T12	\$127,300.00
<b>Total</b>							<b>\$127,300.00</b>

## Spiller, Bill (73.75)

Year	1st	2nd	3rd	4th	Total	Finish	Money
1948					295	T29	

## Sposa, Mike (74.25)

Year	1st	2nd	3rd	4th	Total	Finish	Money
1999	76	76			152	CUT	
2002	73	72			145	CUT	

## Spradlin, Jack (72.50)

Year	1st	2nd	3rd	4th	Total	Finish	Money
1978	77	72	73	68	290	T27	\$1,390.00

## Spray, Steve (72.32)

Year	1st	2nd	3rd	4th	Total	Finish	Money
1968	74	72	77	78	301	T2	
1969	76	66	73	70	285	T28	\$666.67
1970	69	72	69	72	282	T24	742.22
1971	74	73			147	CUT	
1972	71	70	73	74	288	T62	238.09
1973	73	69	71	75	288	T32	749.37
<b>Total</b>							<b>\$2,396.35</b>

## Springer, Mike (71.24)

Year	1st	2nd	3rd	4th	Total	Finish	Money
1988	69	71	71	70	281	T30	
1991	70	66	72	71	279	T20	\$11,650.00
1992	70	70	71	69	280	T39	3,512.73
1994	69	70	74	70	283	T15	16,000.00
1995	79				79	W/D	
1996	77	73			150	CUT	
1997	72	72	72	69	285	T45	4,004.00
1998	70	73	70	71	284	T29	13,650.00
1999	71	74			145	CUT	
<b>Total</b>							<b>\$48,816.73</b>

## Stackhouse, W. (73.50)

Year	1st	2nd	3rd	4th	Total	Finish	Money
1944					294	T5	

## Stadler, Craig (70.61)

Year	1st	2nd	3rd	4th	Total	Finish	Money
1974	71	69	73	69	282	T6	
1975	68	75	76	71	290	T25	
1977	69	68	70	70	277	T4	\$9,400.00
1978	71	74	75	72	292	T34	1,032.00
1979	69	74	75	69	287	T27	1,700.00
1980	77	72			149	CUT	
1981	69	70	66	70	275	T7	9,675.00
1982	71	72	71	67	281	T21	3,240.00
1983	73	69	69	67	278	T24	2,430.00
1984	72	73	73	68	286	T8	12,400.00
1985	68	69	70	66	273	T4	16,533.33
1986	72	74	70	72	288	T48	1,108.12
1987	72	66	73	70	281	T17	7,590.00
1988	72	71			143	CUT	
1989	71	67	73	73	284	T25	7,471.43
1990	68	66	72	67	273	T8	28,000.00
1991	66	71	71	66	274	T3	52,000.00
1992	69	71	69	70	279	T32	5,414.29
1993	74	72			146	CUT	
1994	68	69	71	73	281	T8	28,000.00
1995	67	68	67	70	272	T4	52,800.00
1996	67	70	73	68	278	T1	216,000.00
1997	71	66	68	70	275	T2	151,200.00
1998	73	74			147	CUT	
1999	73	69	68	70	280	T30	17,388.00
2000	72	69	68	76	285	T59	6,851.00
2001	71	78			149	CUT	
2003	76	69	76	76	297	T3	8,730.00
<b>Total</b>							<b>\$638,963.17</b>

## Stadler, Kevin (70.42)

Year	1st	2nd	3rd	4th	Total	Finish	Money
2005	76	72			148	CUT	
2007	67	75	70	68	280	T29	\$34,580.00
2010	65	71	69	71	276	T10	147,200.00
2011	70	71	69	69	279	T12	112,666.67
2012	71	71	72	70	284	T24	49,940.00
2013	72	71	68	74	285	T42	23,760.00
2014	69	69	74	67	279	T23	57,955.00
<b>Total</b>							<b>\$426,101.67</b>

## Stahl, Marvin (73.00)

Year	1st	2nd	3rd	4th	Total	Finish	Money
1937	75	77	74	72	298	T53	
1939					292	T18	
1944					286	T9	\$237.50
<b>Total</b>							<b>\$237.50</b>

## Standly, Mike (72.95)

Year	1st	2nd	3rd	4th	Total	Finish	Money
1991	71	78			149	CUT	
1994	70	74	78	70	292	T61	\$2,140.00
1995	69	74	80	71	294	T78	2,196.00
1996	74	73			147	CUT	
1997	71	70	76	73	290	T71	2,744.00
1998	67	73	73	74	287	T43	6,258.00
<b>Total</b>							<b>\$13,338.00</b>

## Stankowski, Paul (71.30)

Year	1st	2nd	3rd	4th	Total	Finish	Money
1995	71	72	73	72	288	T66	\$2,448.00
1996	77	78			155	CUT	
1999	68	75			143	CUT	
2000	72	72			144	CUT	
2001	70	71	72	70	283	T43	10,353.00
2002	69	69	72	67	277	T19	46,435.00
2003	75	70	76	70	291	T59	9,765.00
2004	69	68	70	72	279	T32	25,988.57
2006	70	68	71	70	279	T19	64,005.00
<b>Total</b>							<b>\$158,994.57</b>

## Stanley, Dave (74.50)

Year	1st	2nd	3rd	4th	Total	Finish	Money
1953	77	75	75	71	298	T35	

# Individual Player Records

## Stanley, Kyle (72.00)

Year	1st	2nd	3rd	4th	Total	Finish	Money
2012	74	68	70	72	284	T24	\$49,940.00
2014	75	73			148	CUT	

## Stanton, Bob (71.50)

Year	1st	2nd	3rd	4th	Total	Finish	Money
1970	69	71	75	71	286	T51	\$190.48

## Starkjohann, Chris (72.50)

Year	1st	2nd	3rd	4th	Total	Finish	Money
1992	73	71			144	CUT	
2005	68	78			146	CUT	

## Starkjohann, Craig (78.50)

Year	1st	2nd	3rd	4th	Total	Finish	Money
1987	78	79			157	CUT	

## Starkman, Greg (78.75)

Year	1st	2nd	3rd	4th	Total	Finish	Money
1983	74	74			148	CUT	
1984	83	84			167	CUT	

## Starkman, Mike (76.25)

Year	1st	2nd	3rd	4th	Total	Finish	Money
1957	74	76	75	80	305	67	

## Staton, Kenneth (70.75)

Year	1st	2nd	3rd	4th	Total	Finish	Money
2002	71	70	69	73	283	T55	\$8,251.00

## Steel, Iain (72.50)

Year	1st	2nd	3rd	4th	Total	Finish	Money
1998	72	72	73	73	290	T59	\$4,557.00

## Steele, Brendan (72.14)

Year	1st	2nd	3rd	4th	Total	Finish	Money
2011	76	78			154	CUT	
2012	69	74	74	78	295	T69	\$13,200.00
2013	70	71	73	72	286	T46	18,295.20
2014	68	71	67	69	275	T10	174,200.00
<b>Total</b>							<b>\$205,695.20</b>

## Steelsmith, Jerry (71.59)

Year	1st	2nd	3rd	4th	Total	Finish	Money
1956	75	71	74	70	290	T40	
1958	72	71	73	70	286	T22	
1962	71	71	71	72	285	T23	\$446.66
1963	69	69	72	70	280	T15	975.00
1964	73	70	72	74	289	T28	500.00
1965	75	69	76	77	297	T76	
1967	68	71	74	69	282	T18	1,300.00
1970	70	70	69	73	282	T24	742.22
<b>Total</b>							<b>\$3,963.88</b>

## Steger, Scott (74.50)

Year	1st	2nd	3rd	4th	Total	Finish	Money
1982	74	70	76	78	298	73	\$588.00

## Stelten, Ronald (74.50)

Year	1st	2nd	3rd	4th	Total	Finish	Money
1985	75	71			146	CUT	
1993	75	77			152	CUT	

## Stenson, Henrik (73.25)

Year	1st	2nd	3rd	4th	Total	Finish	Money
2006	71	67	80	75	293	T77	\$9,384.00

## Stevens, Johnny (72.25)

Year	1st	2nd	3rd	4th	Total	Finish	Money
1969	71	72	75	71	289	T53	\$133.34

## Stevenson, Pinky (71.75)

Year	1st	2nd	3rd	4th	Total	Finish	Money
1963	75	69	72	71	287	T64	

## Stevens, Tom (76.50)

Year	1st	2nd	3rd	4th	Total	Finish	Money
1927	79	77	77	73	306	T24	

## Stewart, Earl (73.74)

Year	1st	2nd	3rd	4th	Total	Finish	Money
1951	77	76	71		224	W/D	
1952	77	74	76	75	302	T31	\$20.00
1953	76	71	74	76	297	T30	140.00
1954	73	70	76	73	292	T49	
1955	73	68	74	71	286	T28	145.00
<b>Total</b>							<b>\$305.00</b>

## Stewart, Payne (71.18)

Year	1st	2nd	3rd	4th	Total	Finish	Money
1983	66	69	73	73	281	T42	\$991.72
1985	70	67	72	72	281	T25	3,266.67
1986	77	75			152	CUT	
1988	71	71	69	72	283	T41	3,000.00
1989	76	74			150	W/D	
1993	72	66	71		209	T2	66,000.00
1994	70	74	74	75	293	T66	2,070.00
1997	65	72	72	70	279	T9	31,325.00
1998	70	67	69	70	276	T4	92,400.00
1999	72	73			145	CUT	
<b>Total</b>							<b>\$199,053.39</b>

## Stewart, Ray (71.56)

Year	1st	2nd	3rd	4th	Total	Finish	Money
1987	70	74	73	70	287	T55	\$1,362.00
1988	71	71	73	77	292	80	1,365.00
1990	72	70	68	71	281	T46	2,720.00
1991	71	71	69	72	283	T39	4,200.00
1995	72	73			145	CUT	
<b>Total</b>							<b>\$9,647.00</b>

## Still, Ken (72.17)

Year	1st	2nd	3rd	4th	Total	Finish	Money
1965	71	70	73	73	287	T24	\$627.77
1966	73	71	76	70	290	T52	
1968	73	73	71	72	289	T38	468.00
1969	70	73	73	74	290	T59	133.33
1970	68	68	71	72	279	T7	2,837.50
1971	73	80			153	CUT	
1972	69	71	71	69	280	T19	1,437.50
1973	70	70	73	69	282	T10	2,970.00
1974	71	69	71	77	288	T20	1,662.00
1975	74	75	76	76	301	T67	251.00
1977	73	72	74	73	292	T54	465.00
<b>Total</b>							<b>\$10,852.10</b>

## Stills, Adrian (74.50)

Year	1st	2nd	3rd	4th	Total	Finish	Money
1986	75	74			149	CUT	

## Stockton, Dave (72.16)

Year	1st	2nd	3rd	4th	Total	Finish	Money
1965	73	75	75	75	298	T78	
1966	71	69	69	68	277	4	\$3,700.00
1968	70	67	73	75	285	T14	1,700.00
1969	70	74	72	67	283	T11	1,900.00
1970	68	69	68	74	279	T7	2,837.50
1972	70	73	70	69	282	T30	702.27
1973	67	69	78	71	285	T20	1,431.00
1974	68	68	71	69	276	1	30,000.00
1975	68	75	69	72	284	T10	3,600.00
1976	71	74	73	74	292	T48	457.42
1977	73	74	75	74	296	T63	360.00
1979	69	78	70	75	292	T56	567.50
1980	71	76	70	76	293	T62	542.50
1981	70	72	73	71	286	T56	684.00
1982	72	73	74	78	297	T71	597.00
1983	73	68	72	72	285	T68	600.00
1984	75	77			152	CUT	
1985	73	73			146	CUT	
1986	72	74	72	70	288	T48	1,108.12
1987	69	74	69	76	288	T59	1,302.00
1988	78	81			159	W/D	
1989	73	77			150	CUT	
1990	68	73	74	73	288	T73	1,930.00
1991	71	74			145	CUT	
<b>Total</b>							<b>\$54,019.31</b>



# Individual Player Records

## Stockton, Jr., Dave (73.50)

Year	1st	2nd	3rd	4th	Total	Finish	Money
1994	70	75	73	74	292	T61	\$2,140.00
1995	73	70	73	72	288	T66	2,448.00
1996	79	82			161	CUT	
1997	69	72	73	71	285	T45	4,004.00
1998	74	79			153	CUT	
1999	69	75			144	CUT	
<b>Total</b>							<b>\$8,592.00</b>

## Stone, Bob (71.00)

Year	1st	2nd	3rd	4th	Total	Finish	Money
1972	69	74	72	69	284	T48	\$260.24

## Storey, Tom (72.58)

Year	1st	2nd	3rd	4th	Total	Finish	Money
1979	73	72	72	74	291	T47	\$627.78
1980	73	73	72	76	294	T64	530.00
1981	70	73	70	73	286	T56	684.00
<b>Total</b>							<b>\$1,841.78</b>

## Stranahan, Dick (72.50)

Year	1st	2nd	3rd	4th	Total	Finish	Money
1965	73	75	72	70	290	T45	\$150.00

## Stranahan, Frank (72.35)

Year	1st	2nd	3rd	4th	Total	Finish	Money
1947					295	T18	
1949	78	69	76	72	295	T15	
1950	75	75	75	76	301	T41	
1956	69	73	73	76	291	T44	
1957	77	70	67	74	288	T23	\$317.50
1958	68	73	67	67	275	1	7,000.00
1960	69	72	73	73	287	T19	602.00
1961	73	72	70	74	289	T50	25.00
1963	70	71	74	69	284	T35	136.37
1964	70	73	75	71	289	T28	500.00
<b>Total</b>							<b>\$8,580.87</b>

## Strange, Curtis (71.50)

Year	1st	2nd	3rd	4th	Total	Finish	Money
1979	73	77			150	CUT	
1982	73	71	68	68	280	T13	\$4,987.50
1983	68	72	69	67	276	T12	5,700.00
1984	79	74			153	CUT	
1985	68	71	71	74	284	T36	1,884.00
1989	73	71	68	75	287	T46	2,835.00
<b>Total</b>							<b>\$15,406.50</b>

## Streb, Robert (72.50)

Year	1st	2nd	3rd	4th	Total	Finish	Money
2013	68	77			145	CUT	

## Streck, Ron (73.88)

Year	1st	2nd	3rd	4th	Total	Finish	Money
1980	73	76			149	CUT	
1985	73	69	77	73	292	T62	\$852.00
1987	74	76			150	CUT	
<b>Total</b>							<b>\$852.00</b>

## Streelman, Kevin (72.17)

Year	1st	2nd	3rd	4th	Total	Finish	Money
2008	75	69	74	72	290	T68	\$12,586.00
2009	75	73			148	CUT	
2010	69	73	74	78	294	T2	12,544.00
2011	72	74			146	CUT	
2012	74	70	71	76	291	T56	14,916.00
2013	73	69	72	68	282	T27	45,870.00
2014	72	69	73	67	281	T35	33,031.00
<b>Total</b>							<b>\$118,947.00</b>

## Stricker, Steve (70.54)

Year	1st	2nd	3rd	4th	Total	Finish	Money
1996	69	73	79	77	298	T4	\$2,304.00
1999	72	74			146	CUT	
2003	72	69	74	72	287	T42	14,875.72
2004	74	70			144	CUT	
2008	71	69	71	69	280	T11	142,600.00
2009	68	66	69	67	270	2	680,400.00
2010	67	65	66	70	268	1	1,152,000.00
2011	73	72	65	72	282	T29	41,329.17
<b>Total</b>							<b>\$2,033,508.89</b>

## Stroud, Chris (73.44)

Year	1st	2nd	3rd	4th	Total	Finish	Money
2009	71	73			144	CUT	
2010	71	75			146	CUT	
2011	74	73			147	CUT	
2012	72	76			148	CUT	
2013	76				76	W/D	

## Stuard, Brian (73.00)

Year	1st	2nd	3rd	4th	Total	Finish	Money
2014	77	69			146	CUT	

## Stuart, Glenn (74.75)

Year	1st	2nd	3rd	4th	Total	Finish	Money
1965	75	73	77	74	299	T81	

## Stuhler, Frank (72.25)

Year	1st	2nd	3rd	4th	Total	Finish	Money
1937	72	74	68	75	289	T21	\$25.00

## Sullivan, Chip (78.00)

Year	1st	2nd	3rd	4th	Total	Finish	Money
1997	78	78			156	CUT	

## Sullivan, Mike (72.43)

Year	1st	2nd	3rd	4th	Total	Finish	Money
1981	73	71			144	CUT	
1982	76	72			148	CUT	
1983	73	69	70	75	287	T76	\$555.00
1984	74	73	72	71	290	T17	5,413.33
1985	74	71			145	CUT	
<b>Total</b>							<b>\$5,968.33</b>

## Sullivan, Robert (73.50)

Year	1st	2nd	3rd	4th	Total	Finish	Money
1988	73	74			147	CUT	

## Summerhays, Daniel (72.00)

Year	1st	2nd	3rd	4th	Total	Finish	Money
2011	75	72			147	CUT	
2013	75	74			149	CUT	
2014	71	72	66	71	280	T29	\$42,600.84
<b>Total</b>							<b>\$42,600.84</b>

## Sutherland, David (72.20)

Year	1st	2nd	3rd	4th	Total	Finish	Money
1991	73	70	76	73	292	T2	\$1,960.00
1997	72	75			147	CUT	
1998	74	73			147	CUT	
1999	72	77			149	CUT	
2000	67	69	68	74	278	T12	58,900.00
2002	68	71	71	71	281	T37	13,729.85
2003	76	74			150	CUT	
<b>Total</b>							<b>\$74,589.85</b>

## Sutherland, Kevin (70.71)

Year	1st	2nd	3rd	4th	Total	Finish	Money
1996	75	66	72	72	285	T21	\$12,480.00
1997	72	75			147	CUT	
1998	70	73	67	70	280	T15	33,600.00
1999	67	70	68	75	280	T30	17,388.00
2000	71	66	71	72	280	T25	23,663.34
2001	71	71	71	71	284	T51	8,001.33
2002	73	71			144	CUT	
2003	72	70	71	73	286	T37	20,250.00
2004	69	69	71	71	280	T39	19,680.00
2005	67	69			136	T7	134,800.00
2006	68	70	71	72	281	T30	30,982.50
2007	76	67	71	72	286	T62	11,128.00
2008	70	69	73	70	282	T22	53,044.45
2009	72	67	68	69	276	T17	79,695.00
2010	69	71	68	70	278	T20	66,742.85
2011	71	78			149	CUT	
2013	74	73			147	CUT	
<b>Total</b>							<b>\$511,455.47</b>

## Sutton, Alex (75.25)

Year	1st	2nd	3rd	4th	Total	Finish	Money
1955		76	84		318	98	
1960	76	71	74	74	295	T58	
1964	72	71	74	73	290	T35	\$337.00
<b>Total</b>							<b>\$337.00</b>

# Individual Player Records

## Sutton, Hal (71.43)

Year	1st	2nd	3rd	4th	Total	Finish	Money
1983	68	72	68	69	277	T18	\$3,780.00
1984	74	77	72	72	295	T42	1,228.80
1985	66	66	70	69	271	2	43,200.00
1986	79	70			149	CUT	
1987	72	73	71	72	288	T59	1,302.00
1988	70	68	68	69	275	10	20,250.00
1989	70	73	71	71	285	T32	5,414.29
1990	68	67	67	69	271	T5	38,000.00
1991	74	70			144	CUT	
1992	73	72			145	CUT	
1993	68	75	73		216	T45	2,580.00
1994	71	68	70	76	285	T27	6,245.45
1996	78	75			153	CUT	
1997	80	68			148	CUT	
1998	72	69	66	72	279	T13	42,000.00
1999	72	75			147	CUT	
2000	69	67	75	72	283	T43	9,238.00
2002	72	73			145	CUT	
2003	77	80			157	CUT	
2004	72	68	71	70	281	T44	14,166.85
2005	70	73			143	CUT	
2006	74	75			149	CUT	
<b>Total</b>							<b>\$187,405.39</b>

## Swafford, Hudson (72.00)

Year	1st	2nd	3rd	4th	Total	Finish	Money
2014	74	70			144	CUT	

## Swartz, Mike (73.25)

Year	1st	2nd	3rd	4th	Total	Finish	Money
1996	73	70	74	76	293	T64	\$2,508.00

## Takami, Kazuhiro (73.00)

Year	1st	2nd	3rd	4th	Total	Finish	Money
1995	72	71	72	74	289	T71	\$2,328.00
1997	72	77			149	CUT	
<b>Total</b>							<b>\$2,328.00</b>

## Takasu, Namio (70.25)

Year	1st	2nd	3rd	4th	Total	Finish	Money
1981	66	72	69	74	281	T26	\$2,193.75

## Talkington, Tom (73.75)

Year	1st	2nd	3rd	4th	Total	Finish	Money
1954	75	71	74	75	295	62	

## Tanaka, Hidemichi (71.68)

Year	1st	2nd	3rd	4th	Total	Finish	Money
1996	71	73	73	79	296	T71	\$2,364.00
2001	73	73			146	CUT	
2002	69	72	66	74	281	T37	13,729.84
2003	72	68	72	71	283	T24	38,362.50
2004	72	68	71	67	278	T24	37,140.00
2005	71	73			144	CUT	
2006	71	78			149	CUT	
<b>Total</b>							<b>\$91,596.34</b>

## Taniguchi, Toru (71.14)

Year	1st	2nd	3rd	4th	Total	Finish	Money
2001	73	75			148	CUT	
2002	66	67	67	71	271	5	\$148,000.00
2005	70	75			145	CUT	
2007	75	71			146	CUT	
2008	72	71	71	72	286	T46	16,120.00
<b>Total</b>							<b>\$164,120.00</b>

## Tanihara, Hideto (70.50)

Year	1st	2nd	3rd	4th	Total	Finish	Money
2005	72	69			141	T47	\$11,842.91

## Tapie, Alan (72.75)

Year	1st	2nd	3rd	4th	Total	Finish	Money
1975	72	76	74	72	294	T46	\$450.00
1976	70	76	76	73	295	T61	342.40
1980	69	75	69	72	285	T25	1,788.89
1981	68	73	76	73	290	67	624.00
<b>Total</b>							<b>\$3,205.29</b>

## Tarrant, Jack (74.58)

Year	1st	2nd	3rd	4th	Total	Finish	Money
1928	74	76	74	75	299	T16	
1929	79	71	79	76	305	15	
1932		72			291	T17	

## Tataurangi, Phil (73.25)

Year	1st	2nd	3rd	4th	Total	Finish	Money
1997	73	70	70	74	287	T57	\$3,094.00
1998	74	76			150	CUT	
1999	78	78			156	CUT	
2003	72	70	74	70	286	T37	20,250.00
<b>Total</b>							<b>\$23,344.00</b>

## Taylor, Harry (73.50)

Year	1st	2nd	3rd	4th	Total	Finish	Money
1987	71	77			148	CUT	
1988	74	76			150	CUT	
1993	72	74			146	CUT	
1995	70	74			144	CUT	

## Taylor, Markel (77.00)

Year	1st	2nd	3rd	4th	Total	Finish	Money
1993	77	77			154	CUT	

## Taylor, Phil

Year	1st	2nd	3rd	4th	Total	Finish	Money
1926					294	T12	\$100.00

## Taylor, Vaughn (71.31)

Year	1st	2nd	3rd	4th	Total	Finish	Money
2005	73	71			144	CUT	
2006	70	76			146	CUT	
2007	71	71	68	74	284	T51	\$12,313.60
2008	67	70	71	74	282	T22	53,044.44
2009	70	72			142	CUT	
2010	73	70	72	68	283	T47	16,921.60
2011	71	71	68	71	281	T25	51,837.50
2012	72	71	73	76	292	T59	14,520.00
<b>Total</b>							<b>\$148,637.14</b>

## Teater, Josh (71.90)

Year	1st	2nd	3rd	4th	Total	Finish	Money
2011	75	75			150	CUT	
2012	73	77			150	CUT	
2013	70	68	68	69	275	T6	\$229,350.00
2014	72	72			144	CUT	
<b>Total</b>							<b>\$229,350.00</b>

## Templeton, Jeff (76.50)

Year	1st	2nd	3rd	4th	Total	Finish	Money
2010	74	79			153	CUT	

## Ten Broeck, Lance (73.50)

Year	1st	2nd	3rd	4th	Total	Finish	Money
1985	72	75			147	CUT	

## Tennyson, Brian (72.42)

Year	1st	2nd	3rd	4th	Total	Finish	Money
1988	69	72	72	73	286	T56	\$1,695.00
1989	76	69	68	74	287	T46	2,835.00
1991	73	77			150	CUT	
1996	72	74			146	CUT	
<b>Total</b>							<b>\$4,530.00</b>

## Teravainen, Peter (72.75)

Year	1st	2nd	3rd	4th	Total	Finish	Money
1981	70	72	73	76	291	T68	\$612.00

## Terry, Ralph (79.50)

Year	1st	2nd	3rd	4th	Total	Finish	Money
1982	78	81			159	CUT	

## Terry, Ron (73.75)

Year	1st	2nd	3rd	4th	Total	Finish	Money
1980	76	71	73	75	295	67	\$520.00

## Teshima, Taichi (72.25)

Year	1st	2nd	3rd	4th	Total	Finish	Money
2000	70	76			146	CUT	
2002	71	72			143	CUT	

# Individual Player Records

## Tewell, Doug (72.02)

Year	1st	2nd	3rd	4th	Total	Finish	Money
1976	68	73	78	76	295	T61	\$342.40
1977	71	70	72	78	291	T46	532.86
1980	72	71	70	71	284	T20	2,810.00
1981	71	67	71	71	280	25	2,880.00
1982	73	73			146	CUT	
1983	72	71			143	CUT	
1984	75	69	75	73	292	T28	2,660.00
1985	72	71	72	74	289	T55	912.00
1986	69	72	66	63	270	1	81,000.00
1987	71	68	74	75	288	T59	1,302.00
1988	71	74			145	CUT	
1989	76	79			155	W/D	
1990	70	77			147	CUT	
1991	69	76			145	CUT	
1992	65	72	67	73	277	T22	9,600.00
1994	78				78	W/D	
1995	73	72			145	CUT	
1997	72	75			147	CUT	
<b>Total</b>							<b>\$102,039.26</b>

## Thatcher, Roland (72.83)

Year	1st	2nd	3rd	4th	Total	Finish	Money
2010	68	73	74	70	285	T54	\$14,464.00
2011	73	79			152	CUT	
<b>Total</b>							<b>\$14,464.00</b>

## Thomas, Bob (73.75)

Year	1st	2nd	3rd	4th	Total	Finish	Money
1957	68	75	74	78	295	T56	

## Thomas, Rollie (76.75)

Year	1st	2nd	3rd	4th	Total	Finish	Money
1955		77	76		307	T85	

## Thomas, Steve (74.50)

Year	1st	2nd	3rd	4th	Total	Finish	Money
1988	73	76			149	CUT	

## Thompson, Dicky (73.83)

Year	1st	2nd	3rd	4th	Total	Finish	Money
1991	72	72			144	CUT	
1992	69	78			147	CUT	
1995	78	74			152	CUT	

## Thompson, Jimmy (71.75)

Year	1st	2nd	3rd	4th	Total	Finish	Money
1961	72	71	69	75	287	T42	\$114.28

## Thompson, Leonard (73.53)

Year	1st	2nd	3rd	4th	Total	Finish	Money
1973	76	72			148	CUT	
1975	70	76	72	72	290	T25	\$1,155.00
1983	76	77			153	CUT	
1984	80				80	W/D	
1985	72	72	74	74	292	T62	852.00
1989	73	74			147	CUT	
1990	73	69	71	74	287	T70	1,980.00
<b>Total</b>							<b>\$3,987.00</b>

## Thompson, Michael (73.50)

Year	1st	2nd	3rd	4th	Total	Finish	Money
2012	72	72	71	68	283	T17	\$86,365.72
2013	78	80			158	CUT	
<b>Total</b>							<b>\$86,365.72</b>

## Thompson, Nicholas (72.45)

Year	1st	2nd	3rd	4th	Total	Finish	Money
2006	75	70			145	CUT	
2008	75				75	W/D	
2009	71	72			143	CUT	
2010	69	73	74	71	287	68	\$13,056.00
2014	75	72			147	CUT	
<b>Total</b>							<b>\$13,056.00</b>

## Thompson, Robert (72.50)

Year	1st	2nd	3rd	4th	Total	Finish	Money
1988	74	69			143	CUT	
1989	74	73			147	CUT	

## Thompson, Rocky (73.96)

Year	1st	2nd	3rd	4th	Total	Finish	Money
1965	72	74	76	75	297	T76	
1966	73	71	77	74	295	T69	
1967	74	71	72	77	294	86	
1969	70	73	77	72	292	T71	\$133.33
1975	70	75	76	74	295	T50	373.00
1980	75	76			151	CUT	
1982	71	80			151	CUT	
<b>Total</b>							<b>\$506.33</b>

## Thomson, Jimmy (72.36)

Year	1st	2nd	3rd	4th	Total	Finish	Money
1932		75			296	T38	
1933		73	75		295	T19	
1934					296	T18	\$36.00
1935	76	71	71	72	290	T10	67.00
1936		73	71		284	T2	650.00
1937	72	71	73	71	287	T14	25.00
1938	65	66	74	68	273	1	2,100.00
1939	72	67	71	73	283	3	770.00
1940					290	T6	218.00
1941	68	72	71	74	285	T5	600.00
1942	72	71	70	69	282	2	1,700.00
1949	77	76	74	76	303	T50	
1951	74	76	73	76	299	T34	
<b>Total</b>							<b>\$6,166.00</b>

## Thomson, Peter (71.38)

Year	1st	2nd	3rd	4th	Total	Finish	Money
1954	72	73	72	66	283	T4	\$1,075.00
1955	71	73	74	70	288	T40	
<b>Total</b>							<b>\$1,075.00</b>

## Thorpe, Chuck (72.25)

Year	1st	2nd	3rd	4th	Total	Finish	Money
1972	71	70	71	70	282	T30	\$702.28
1973	75	72	74	75	296	T67	233.00

## Thorpe, Jim (73.64)

Year	1st	2nd	3rd	4th	Total	Finish	Money
1981	72	70	73	72	287	T59	\$666.00
1983	69	73	71	74	287	T76	555.00
1985	77	73			150	CUT	
1986	71	75	71	72	289	T56	985.50
1987	75	80			155	CUT	
1989	75	78			153	CUT	
1990	72	75			147	CUT	
1996	78	74			152	CUT	
<b>Total</b>							<b>\$2,206.50</b>

## Tidland, Chris (73.75)

Year	1st	2nd	3rd	4th	Total	Finish	Money
1994	71	79			150	CUT	
1995	73	74			147	CUT	
2000	72	74			146	CUT	
2001	76	71			147	CUT	

## Todd, Brendon (71.50)

Year	1st	2nd	3rd	4th	Total	Finish	Money
2012	75	73			148	CUT	
2014	71	70	69	71	281	T35	\$33,031.00
<b>Total</b>							<b>\$33,031.00</b>

## Toledo, Esteban (71.77)

Year	1st	2nd	3rd	4th	Total	Finish	Money
1998	71	76			147	CUT	
1999	76	72			148	CUT	
2000	70	67	70	73	280	T25	\$23,663.33
2001	70	72	69	71	282	T33	16,490.00
2002	67	72	72	76	287	T70	7,289.00
2003	75	70	73	72	290	T55	10,215.00
2004	75	70			145	CUT	
<b>Total</b>							<b>\$57,657.33</b>

## Tolles, Tommy (73.50)

Year	1st	2nd	3rd	4th	Total	Finish	Money
1995	73	74			147	CUT	

## Tomasulo, Peter (71.00)

Year	1st	2nd	3rd	4th	Total	Finish	Money
2011	68	74	71	71	284	T45	\$18,590.00

# Individual Player Records

## Toms, David (72.38)

Year	1st	2nd	3rd	4th	Total	Finish	Money
1992	74	72			146	CUT	
1994	75	72			147	CUT	
1996	68	73	74	74	289	T44	\$3,468.00
1997	71	76			147	CUT	
1998	75	73			148	CUT	
2003	75	73			148	CUT	
2004	71	71			142	CUT	
2007	69	70	70	73	282	T37	22,360.00
2008	71	68	72	71	282	T22	53,044.44
2014	75	76			151	CUT	
<b>Total</b>							<b>\$78,872.44</b>

## Torpey, Bunny (73.25)

Year	1st	2nd	3rd	4th	Total	Finish	Money
1934					293	12	\$36.00

## Torza, Felice (73.91)

Year	1st	2nd	3rd	4th	Total	Finish	Money
1948					301	T48	
1949	72	76	77	75	300	T40	
1951	72	69	81	74	296	T21	\$125.00
1952	77	74	74	75	300	T22	160.00
1954	75	72	68	73	288	T27	91.43
1961	69	72	73	75	289	T50	25.00
<b>Total</b>							<b>\$401.43</b>

## Toscano, Harry (73.70)

Year	1st	2nd	3rd	4th	Total	Finish	Money
1969	72	71	74	73	290	T59	\$133.33
1971	77	77			154	CUT	
1972	69	72	74	78	293	T69	238.09
<b>Total</b>							<b>\$371.42</b>

## Toski, Bob (75.83)

Year	1st	2nd	3rd	4th	Total	Finish	Money
1949	71	76	79	82	308	T61	
1952	77	79	74	81	311	61	
1954	76	71	71	73	291	T44	

## Townsend, Peter (72.00)

Year	1st	2nd	3rd	4th	Total	Finish	Money
1969	73	69	74	72	288	T47	\$220.00

## Trahan, D.J. (71.25)

Year	1st	2nd	3rd	4th	Total	Finish	Money
2006	70	73	79	74	296	81	\$9,078.00
2008	70	74	66	72	282	T22	53,044.44
2009	67	72	72	67	278	T30	35,840.00
2010	72	71	72	68	283	T47	16,921.60
2011	71	73	71	71	286	T55	14,560.00
<b>Total</b>							<b>\$129,444.04</b>

## Traub, John (75.25)

Year	1st	2nd	3rd	4th	Total	Finish	Money
1981	74	79			153	CUT	
1982	75	73			148	CUT	

## Tredway, Skip (77.00)

Year	1st	2nd	3rd	4th	Total	Finish	Money
1981	74	80			154	CUT	

## Trevino, Lee (71.47)

Year	1st	2nd	3rd	4th	Total	Finish	Money
1968	70	68	73	71	282	T8	\$2,950.00
1969	72	71	76	74	293	T74	133.33
1970	71	67	69	74	281	T19	1,108.00
1971	71	69	67	71	278	T8	3,107.00
1972	74	69	70	69	282	T30	702.27
1973	76	72			148	CUT	
1974	69	72	74	72	287	T15	2,400.00
1975	66	78	74	74	292	T35	791.25
1981	72	68	69	70	279	T20	3,495.00
1982	78				78	W/D	
1983	67	75	67	67	276	T12	5,700.00
1984	71	75	72	74	292	T28	2,660.00
1987	71	77			148	CUT	
<b>Total</b>							<b>\$23,046.85</b>

## Tringale, Cameron (70.06)

Year	1st	2nd	3rd	4th	Total	Finish	Money
2011	71	68	71	70	280	T21	\$70,200.00
2012	70	74	69	71	284	T24	49,940.00
2013	73	69	71	68	281	T21	66,000.00
2014	68	70	67	71	276	T12	127,300.00
<b>Total</b>							<b>\$313,440.00</b>

## Triplett, Kirk (71.08)

Year	1st	2nd	3rd	4th	Total	Finish	Money
1990	73	74			147	CUT	
1991	69	76			145	CUT	
1992	71	71			142	CUT	
1993	78	69			147	CUT	
1994	68	76	69	68	281	T8	\$28,000.00
1995	71	69	70	70	280	T25	8,406.00
1996	69	70	75	72	286	T26	8,340.00
1997	69	71	77	75	292	T74	2,674.00
1998	74	69	68	69	280	T15	33,600.00
1999	67	69	71	73	280	T30	17,388.00
2000	67	70	68	67	272	1	558,000.00
2001	66	81			147	CUT	
2002	73	69	72	69	283	T55	8,251.00
2003	71	77			148	CUT	
2004	66	67	72	68	273	6	172,800.00
2005	74	74			148	CUT	
2006	72	76			148	CUT	
2007	70	70	73	72	285	T56	11,596.00
2009	67	70	73	71	281	T51	14,826.00
<b>Total</b>							<b>\$863,881.00</b>

## Trittler, Paul (75.00)

Year	1st	2nd	3rd	4th	Total	Finish	Money
1988	72	78			150	CUT	

## Trixler, Dennis (72.73)

Year	1st	2nd	3rd	4th	Total	Finish	Money
1981	71	77			148	CUT	
1983	76	70			146	CUT	
1985	72	78			150	CUT	
1986	66	71	71	73	281	T10	\$10,800.00
1987	75	72			147	CUT	
1993	72	73	74		219	T74	1,910.00
<b>Total</b>							<b>\$12,710.00</b>

## Tryba, Ted (71.13)

Year	1st	2nd	3rd	4th	Total	Finish	Money
1993	71	71	71		213	T26	\$7,400.00
1994	71	76			147	CUT	
1995	73	73			146	CUT	
1997	70	66	74	69	279	T9	31,325.00
1998	73	75			148	CUT	
1999	70	69	61	72	272	T2	209,066.67
2000	72	76			148	CUT	
2001	72	70	71	70	283	T43	10,353.00
<b>Total</b>							<b>\$258,144.67</b>

## Tucker, Chris (69.25)

Year	1st	2nd	3rd	4th	Total	Finish	Money
1992	65	71	71	70	277	T22	\$9,600.00

## Tufts, Roy (76.00)

Year	1st	2nd	3rd	4th	Total	Finish	Money
1928	77	73	77	77	304	T30	

## Turnesa, Jim (73.46)

Year	1st	2nd	3rd	4th	Total	Finish	Money
1941					296	T26	
1942	71	73	76	77	297	T29	
1948	74	74	73	69	290	T15	\$152.50
1949	72	74	76	75	297	T25	110.00
1955	74	70	69	75	288	T40	
1958	74	70	76	76	296	T63	
1959	73	73	72	75	293	T49	
<b>Total</b>							<b>\$262.50</b>

# Individual Player Records

## Turnesa, Joe (74.25)

Year	1st	2nd	3rd	4th	Total	Finish	Money
1926					295	T16	\$100.00
1927	78	72	75	76	301	T21	50.00
1942	75	74	77	69	295	T25	
<b>Total</b>							<b>\$150.00</b>

## Turnesa, Marc (71.42)

Year	1st	2nd	3rd	4th	Total	Finish	Money
2008	75	70	67	70	282	T22	\$53,044.45
2009	69	68	71	70	278	T30	35,840.00
2010	73	72			145	CUT	
2011	75	77			152	CUT	
<b>Total</b>							<b>\$88,884.45</b>

## Turnesa, Mike

Year	1st	2nd	3rd	4th	Total	Finish	Money
1945					294	T20	\$66.00

## Tway, Bob (70.82)

Year	1st	2nd	3rd	4th	Total	Finish	Money
1986	74	71	69	68	282	T14	\$8,325.00
1987	75	70	66	69	280	T10	12,857.15
1988	72	68	71	70	281	T30	4,457.15
1989	71	72	78	72	293	T74	1,910.00
1990	68	71	73	75	287	T70	1,980.00
1991	72	73			145	CUT	
1993	73	68	73		214	T31	5,800.00
1994	74	75			149	CUT	
1995	70	72	69	67	278	T19	15,060.00
1996	71	68	69	73	281	T10	28,800.00
1997	73	71	66	71	281	T20	14,600.00
1998	73	74			147	CUT	
1999	68	71	71	71	281	T35	12,646.67
2000	66	67	72	75	280	T25	23,663.33
2001	67	71	70	68	276	T2	204,000.00
2002	67	68	72	69	276	T15	61,050.00
2003	76	74			150	CUT	
2004	68	67	71	69	275	T10	110,400.00
2005	68	68			136	T7	134,800.00
2006	72	69	72	74	287	T61	10,812.00
2007	75	74			149	CUT	
<b>Total</b>							<b>\$651,161.30</b>

## Twiggs, Greg (72.27)

Year	1st	2nd	3rd	4th	Total	Finish	Money
1990	76	73			149	CUT	
1991	70	71	71	72	284	T43	\$2,870.91
1993	72	67	71		210	T6	28,187.50
1994	75	77			152	CUT	
<b>Total</b>							<b>\$31,058.41</b>

## Twitty, Howard (72.07)

Year	1st	2nd	3rd	4th	Total	Finish	Money
1977	70	72	68	79	289	T34	\$988.57
1979	76	71	76	73	296	T66	510.00
1981	75	70			145	CUT	
1982	76	73			149	CUT	
1983	70	69	72	77	288	80	540.00
1984	70	75	76	71	292	T28	2,660.00
1985	67	73	68	69	277	T12	8,800.00
1986	76	70	72	70	288	T48	1,108.13
1987	77	73			150	CUT	
1988	74	67	72	74	287	T61	1,627.50
1989	68	71	73	71	283	T22	10,400.00
1990	72	75			147	CUT	
1991	72	69	73	72	286	T60	2,180.00
1992	70	75			145	CUT	
1993	70	72	68		210	T6	28,187.50
1995	72	74			146	CUT	
1996	72	70	72	72	286	T26	8,340.00
<b>Total</b>							<b>\$65,341.70</b>

## Tyner, Tray (72.38)

Year	1st	2nd	3rd	4th	Total	Finish	Money
1992	73	71			144	CUT	
1995	72	71	73	71	287	T64	\$2,532.00
1997	69	79			148	CUT	
<b>Total</b>							<b>\$2,532.00</b>

## Ukauka, Jimmy (75.25)

Year	1st	2nd	3rd	4th	Total	Finish	Money
1949	72	74	76	73	295	T15	\$236.66
1950	77	75	75	80	307	T62	
<b>Total</b>							<b>\$236.66</b>

## Ulozas, Tom (72.75)

Year	1st	2nd	3rd	4th	Total	Finish	Money
1972	72	71	73	75	291	T66	\$238.09

## Ulrich, Wally (72.33)

Year	1st	2nd	3rd	4th	Total	Finish	Money
1953	73	81	73	74	301	T53	
1954	75	71	70	71	287	T18	\$230.56
1955	74	67	72	67	280	T4	1,300.00
<b>Total</b>							<b>\$1,530.56</b>

## Unger, Bob (75.17)

Year	1st	2nd	3rd	4th	Total	Finish	Money
1964	76	82	78	78	314	T73	
1974	72	71	75	77	295	T57	\$303.75
1975	67	77	73	76	293	T39	615.00
<b>Total</b>							<b>\$918.75</b>

## Upper, Brett (71.75)

Year	1st	2nd	3rd	4th	Total	Finish	Money
1984	76	77			153	CUT	
1985	68	69	70	69	276	T11	\$10,000.00
1986	70	74	68	73	285	T25	3,290.63
1987	75	72			147	CUT	
<b>Total</b>							<b>\$13,290.63</b>

## Uresti, Omar (70.91)

Year	1st	2nd	3rd	4th	Total	Finish	Money
1995	68	72	67	73	280	T25	\$8,406.00
1996	71	72	69	69	281	T10	28,800.00
1997	70	71	69	68	278	T6	46,900.00
1998	73	73	69	70	285	T34	11,602.50
1999	73	76			149	CUT	
2000	74	71			145	CUT	
2005	67	75			142	T58	9,936.00
<b>Total</b>							<b>\$105,644.50</b>

## Utley, Stan (72.40)

Year	1st	2nd	3rd	4th	Total	Finish	Money
1990	71	71	69	72	283	T56	\$2,230.00
1991	72	72			144	CUT	
1992	73	70			143	CUT	
1994	76	78			154	CUT	
<b>Total</b>							<b>\$2,230.00</b>

## Valentine, Tommy (72.25)

Year	1st	2nd	3rd	4th	Total	Finish	Money
1982	75	75			150	CUT	
1983	69	73	69	72	283	T56	\$672.00
1985	74	71			145	CUT	
<b>Total</b>							<b>\$672.00</b>

## Van de Velde, Jean (71.50)

Year	1st	2nd	3rd	4th	Total	Finish	Money
2000	70	73			143	CUT	

## Van Pelt, Bo (70.95)

Year	1st	2nd	3rd	4th	Total	Finish	Money
1999	74	70			144	CUT	
2002	73	74			147	CUT	
2004	68	73	69	71	281	T44	\$14,166.86
2005	70	67			137	T13	77,333.33
2006	70	71	67	69	277	T11	127,500.00
2007	69	73	71	71	284	T51	12,313.60
2008	71	74	72	74	291	T70	12,152.00
2009	68	71	74	65	278	T30	35,840.00
2010	70	70	69	68	277	T15	102,400.00
2011	72	77			149	CUT	
2012	74	68	68	70	280	T8	191,400.00
2013	70	79			149	CUT	
2014	71	73			144	CUT	
<b>Total</b>							<b>\$573,105.79</b>

## Varner III, Harold (72.00)

Year	1st	2nd	3rd	4th	Total	Finish	Money
2014	69	72	72	75	288	T70	\$13,199.00

# Individual Player Records

## Vaughan, Bruce (70.75)

Year	1st	2nd	3rd	4th	Total	Finish	Money
1995	71	69	72	71	283	T46	\$3,264.00

## Vaughn, Jess (79.25)

Year	1st	2nd	3rd	4th	Total	Finish	Money
1964	82	81	77	77	317	75	

## Veazey, Vance (74.00)

Year	1st	2nd	3rd	4th	Total	Finish	Money
1998	72	76			148	CUT	

## Vegas, Jhonattan (71.30)

Year	1st	2nd	3rd	4th	Total	Finish	Money
2011	71	70	72	66	279	T12	\$112,666.67
2012	75	77			152	CUT	
2014	70	69	71	72	282	T40	26,130.00
<b>Total</b>							<b>\$138,796.67</b>

## Venturi, Ken (71.50)

Year	1st	2nd	3rd	4th	Total	Finish	Money
1958	72	69	72	70	283	T10	\$816.66
1959	72	71	72	63	278	1	5,300.00
1960	72	75	71	71	289	T26	395.00
1961	69	68	74	68	279	T4	2,133.34
1962	71	69	71	75	286	T32	234.00
1963	71	69	73	70	283	T30	270.00
1965	72	72	73	75	292	T60	
1966	71	70	74	69	284	T28	637.50
1968	72	73	75	75	295	T60	
1970					148	CUT	
<b>Total</b>							<b>\$9,786.50</b>

## Veriato, Steven (73.17)

Year	1st	2nd	3rd	4th	Total	Finish	Money
1976	76	67	68	74	285	T14	\$3,052.50
1980	77	77			154	CUT	
<b>Total</b>							<b>\$3,052.50</b>

## Verplank, Scott (71.09)

Year	1st	2nd	3rd	4th	Total	Finish	Money
1987	75	76			151	CUT	
1988	66	70	71	74	281	T30	\$4,457.14
1989	76	75			151	CUT	
1990	68	71	70	71	280	T38	4,000.00
1991	76	74			150	CUT	
1994	71	74	70	70	285	T27	6,245.46
1995	74	67	70	70	281	T35	5,790.00
1996	72	73	73	71	289	T44	3,468.00
1997	75	70			145	CUT	
1998	68	72	70	68	278	T10	52,500.00
1999	73	70			143	CUT	
2000	69	69	74	70	282	T37	13,640.00
2001	72	70	71	69	282	T33	16,490.00
2002	69	68	67	73	277	T19	46,435.00
2003	75	70	69	73	287	T42	14,875.72
2005	73	69			142	T58	9,936.00
2006	69	73	73	70	285	T51	11,934.00
2007	70	72	72	69	283	T44	15,347.43
2008	68	69	71	70	278	T5	235,600.00
2009	71	70	71	72	284	T64	13,104.00
2010	68	74	65	71	278	T20	66,742.85
2013	75	74			149	CUT	
<b>Total</b>							<b>\$520,565.60</b>

## Verwey, Bob (73.50)

Year	1st	2nd	3rd	4th	Total	Finish	Money
1966	70	75	74	75	294	T64	

## Villegas, Camilo (73.50)

Year	1st	2nd	3rd	4th	Total	Finish	Money
2007	74	71			145	CUT	
2008	74	74			148	CUT	
2012	74	74			148	CUT	

## Vines, Ellsworth (73.25)

Year	1st	2nd	3rd	4th	Total	Finish	Money
1942	75	76	71	75	297	T29	
1944					287	T11	\$187.50
1946					296	T17	177.77
1947					295	T18	138.33
1948	71	73	67	72	283	3	1,000.00
1949	71	74	79	72	296	T20	156.00
1950	69	73	71	72	285	4	1,200.00
1951	75	71	74	68	288	T4	1,033.33
1952	75	77	71	82	305	47	
1953	74	74	77	75	300	T48	
1954	73	76	71	72	292	T49	
1955	73	73	76	71	293	T61	
1956	70	73	75	75	293	T56	
1957	74	73	72	73	292	T44	42.85
<b>Total</b>							<b>\$3,935.78</b>

## Vinzant, Everette (74.25)

Year	1st	2nd	3rd	4th	Total	Finish	Money
1958	73	73	75	76	297	T65	

## Voges, Mitch (74.00)

Year	1st	2nd	3rd	4th	Total	Finish	Money
1992	77	71			148	CUT	

## Vollmer, Wayne (72.25)

Year	1st	2nd	3rd	4th	Total	Finish	Money
1969	71	70	74	74	289	T53	\$133.34

## Von Elm, George (72.88)

Year	1st	2nd	3rd	4th	Total	Finish	Money
1926	72	73	67	70	282	2	
1927	73	71	77	76	297	T13	
1928	76	74	75	72	297	T12	
1929	71	73	76	74	294	T4	\$500.00
1931		75			297	T19	
1933		74	70		291	10	
1934					289	T4	440.00
1935	78	71	76	78	303	T40	
1937	74	75	68	71	288	T16	25.00
1938	71	69	70	69	279	T5	350.00
1944					290	T16	
<b>Total</b>							<b>\$1,315.00</b>

## Von Nida, Norman (73.75)

Year	1st	2nd	3rd	4th	Total	Finish	Money
1948					295	T29	

## Vossler, Ernie (72.75)

Year	1st	2nd	3rd	4th	Total	Finish	Money
1959	72	75	70	74	291	T35	\$161.43

## Wadkins, Bobby (71.53)

Year	1st	2nd	3rd	4th	Total	Finish	Money
1975	74	76			150	CUT	
1977	72	72	72	69	285	T18	\$2,600.00
1978	73	76	78	72	299	T62	385.00
1979	74	70	71	79	294	T63	530.00
1980	69	76	71	70	286	T34	1,262.50
1981	70	71	69	71	281	T26	2,193.75
1982	73	71	71	72	287	T53	694.50
1983	70	70	71	73	284	T61	636.00
1984	76	75	69	70	290	T17	5,413.33
1985	67	73	75	71	286	T46	1,134.00
1986	71	72	70	70	283	T16	6,975.00
1987	66	72	68	71	277	T4	23,625.00
1988	72	71			143	CUT	
1989	71	68	73	70	282	T16	14,500.00
1990	70	69	70	71	280	T38	4,000.00
1991	71	71	68	68	278	T17	15,000.00
1992	69	73			142	CUT	
1993	76	76			152	CUT	
1994	70	79			149	CUT	
1995	71	71	69	71	282	T41	4,440.00
1996	72	71	74	72	289	T44	3,468.00
1998	69	72	70	69	280	T15	33,600.00
<b>Total</b>							<b>\$120,457.08</b>

# Individual Player Records

## Wadkins, Lanny (70.68)

Year	1st	2nd	3rd	4th	Total	Finish	Money
1973	75	68	72	73	288	T32	\$749.37
1974	76	69	70	72	287	T15	2,400.00
1975	70	75	81	77	303	T70	229.00
1976	68	71	73	66	278	T4	8,140.00
1977	66	69	69	70	274	2	22,800.00
1978	69	76	68	73	286	T8	5,225.00
1979	66	72	69	69	276	1	45,000.00
1980	70	75	68	69	282	T7	6,291.67
1981	73	69	69	73	284	T42	994.67
1982	75	76			151	CUT	
1983	68	67	67	70	272	T2	22,400.00
1984	76	72	71	76	295	T42	1,228.80
1985	63	70	67	64	264	1	72,000.00
1986	71	70	67	72	280	T6	14,568.75
1987	73	65	73	66	277	T4	23,625.00
1988	70	67	71	74	282	T38	3,525.00
1989	72	73	72	71	288	T50	2,377.14
1990	69	68	72	67	276	T18	12,171.43
1991	71	70	71	71	283	T39	4,200.00
1992	68	75			143	CUT	
1993	76	71			147	CUT	
1994	74	74			148	CUT	
1995	67	72	66	69	274	T7	38,700.00
1996	69	70	69	72	280	T6	38,850.00
1999	70	73			143	CUT	
<b>Total</b>							<b>\$325,475.83</b>

## Wadkins, Lloyd (74.75)

Year	1st	2nd	3rd	4th	Total	Finish	Money
1949	77	73	77	72	299	T32	

## Wadsworth, Fred (72.33)

Year	1st	2nd	3rd	4th	Total	Finish	Money
1987	75	70	69	72	286	T45	\$1,602.00
2001	74	74			148	CUT	
<b>Total</b>							<b>\$1,602.00</b>

## Wagner, Johnson (71.75)

Year	1st	2nd	3rd	4th	Total	Finish	Money
2007	71	66	72	70	279	T22	\$46,874.29
2008	75	71			146	CUT	
2009	70	72			142	CUT	
2010	71	77			148	CUT	
2012	73	71	68	72	284	T24	49,940.00
2013	73	71	73	70	287	T51	15,444.00
2014	76	73			149	CUT	
<b>Total</b>							<b>\$112,258.29</b>

## Waite, Grant (72.24)

Year	1st	2nd	3rd	4th	Total	Finish	Money
1990	71	68	77	74	290	77	\$1,860.00
1993	71	71	74		216	T45	2,580.00
1994	70	78			148	CUT	
1995	74	73			147	CUT	
1998	71	76			147	CUT	
1999	71	70	70	69	280	T30	17,388.00
<b>Total</b>							<b>\$21,828.00</b>

## Walcher, Rocky (76.50)

Year	1st	2nd	3rd	4th	Total	Finish	Money
2001	75	78			153	CUT	

## Waldorf, Duffy (71.48)

Year	1st	2nd	3rd	4th	Total	Finish	Money
1985	70	71	77	80	298	69	
1987	68	71	71	76	286	T45	\$1,602.00
1988	71	69	74	71	285	T46	2,002.50
1989	75	74			149	CUT	
1990	68	75			143	CUT	
1991	66	72	72	66	276	T9	27,000.00
1992	75	66	69	70	280	T39	3,512.73
1993	71	77			148	CUT	
1994	70	71	74	70	285	T27	6,245.46
1995	71	72	70	70	283	T46	3,264.00
1997	69	74	75	68	286	T51	3,294.67
1998	72	73	76	72	293	T70	4,137.00
1999	70	71	68	74	283	T50	6,701.34
2000	70	71	69	70	280	T25	23,663.33
2001	71	70	73	71	285	T57	7,514.00
2002	72	71			143	CUT	
2003	70	69	70	72	281	T10	96,428.57
2005	70	70			140	T37	19,200.00
2006	70	77			147	CUT	
2007	75	72			147	CUT	
<b>Total</b>							<b>\$204,565.60</b>

## Waldron, Lew (74.25)

Year	1st	2nd	3rd	4th	Total	Finish	Money
1931			70		297	T19	

## Walker, Andy (75.00)

Year	1st	2nd	3rd	4th	Total	Finish	Money
2012	73	77			150	CUT	

## Walker, James (71.50)

Year	1st	2nd	3rd	4th	Total	Finish	Money
1969	67	71	73	75	286	T34	\$530.00

## Walker, Jimmy (70.30)

Year	1st	2nd	3rd	4th	Total	Finish	Money
2005	73	73			146	CUT	
2006	71	71	72	69	283	T39	\$20,400.00
2009	69	70	70	77	286	70	12,600.00
2010	71	72	71	67	281	T37	26,880.00
2011	68	71	69	68	276	T4	268,666.67
2012	72	66	72	69	279	T4	259,875.00
2013	70	70	71	69	280	T16	99,000.00
2014	67	71	67	73	278	T20	80,846.66
<b>Total</b>							<b>\$768,268.33</b>

## Wall, Art (71.68)

Year	1st	2nd	3rd	4th	Total	Finish	Money
1951	73	72	77	79	301	T43	
1953	70	71	74	75	290	6	\$1,000.00
1954	72	77	67	73	289	T35	
1955	72	69	72	71	284	T15	386.25
1956	73	69	74	70	286	T18	381.11
1957	70	72	67	74	283	T3	1,900.00
1958	71	72	69	70	282	T7	1,183.34
1959	71	68	68	73	280	2	3,400.00
1960	69	73	74	73	289	T26	395.00
1961	70	72	69	67	278	T2	3,325.00
1962	72	74	70	69	285	T23	446.67
1963	68	70	67	74	279	T9	1,358.33
1964	76	73	68	75	292	T45	
1965	72	69	71	73	285	T13	1,400.00
1967	67	74	70	72	283	T23	800.00
1971	70	67	70	68	275	3	7,850.00
1973	69	76	75	70	290	T43	472.00
1975	70	78	74	78	300	66	263.00
1977	73	73	79		225	W/D	
<b>Total</b>							<b>\$24,560.70</b>

## Walper, Leo (73.25)

Year	1st	2nd	3rd	4th	Total	Finish	Money
1937	76	72	69	76	293	T32	\$25.00

# Individual Player Records

## Walsh, Frank (74.67)

Year	1st	2nd	3rd	4th	Total	Finish	Money
1926					297	T21	\$100.00
1928	79	75	72	77	303	T24	
1929	73	71	77	79	300	T8	175.00
1930	76	77	77	79	309	T12	
1931		74			288	T4	
1932		73			296	T38	
1933		75	75		298	T24	
<b>Total</b>							<b>\$275.00</b>

## Walters, Jack (78.25)

Year	1st	2nd	3rd	4th	Total	Finish	Money
1955		77	78		313	96	

## Walters, Mike (74.50)

Year	1st	2nd	3rd	4th	Total	Finish	Money
1977	75	71	77	75	298	T69	\$310.00

## Walzel, Bobby (71.50)

Year	1st	2nd	3rd	4th	Total	Finish	Money
1977	70	73	69	72	284	T14	\$3,300.00
1980	68	69	78	71	286	T34	1,262.50
1981	75	70			145	CUT	
<b>Total</b>							<b>\$4,562.50</b>

## Wampler, Fred (72.06)

Year	1st	2nd	3rd	4th	Total	Finish	Money
1953	72	75	76	73	296	T22	\$217.50
1954	70	70	66	75	281	1	4,000.00
1955	74	72	70	70	286	T28	145.00
1957	71	70	75	74	290	T36	166.66
<b>Total</b>							<b>\$4,529.16</b>

## Ward, Marvin (BUD) (73.47)

Year	1st	2nd	3rd	4th	Total	Finish	Money
1947					287	T3	
1948					292	T22	
1950	77	73	76	74	300	T36	
1952	73	79	75		227	W/D	
1954	72	69	70	77	290	T39	

## Warobick, Lou (73.75)

Year	1st	2nd	3rd	4th	Total	Finish	Money
1956	72	72	75	76	295	T60	

## Warren, Charles (73.20)

Year	1st	2nd	3rd	4th	Total	Finish	Money
2005	77	70			147	CUT	
2006	70	73	70	71	284	T45	\$14,586.00
2007	78	71			149	CUT	
2008	71	81			152	CUT	
<b>Total</b>							<b>\$14,586.00</b>

## Watkins, Scott (75.83)

Year	1st	2nd	3rd	4th	Total	Finish	Money
1980	72	73	76	78	299	71	\$500.00
1984	82	74			156	CUT	
<b>Total</b>							<b>\$500.00</b>

## Watney, Nick (71.67)

Year	1st	2nd	3rd	4th	Total	Finish	Money
2006	68	70	69	72	279	T19	\$64,005.00
2007	73	72			145	CUT	
2008	75	73			148	CUT	
2009	71	68	73	71	283	T59	13,734.00
2010	76	73			149	CUT	
2012	73	70	69	74	286	T34	31,927.50
<b>Total</b>							<b>\$109,666.50</b>

## Watrous, Al (73.45)

Year	1st	2nd	3rd	4th	Total	Finish	Money
1926					294	T12	\$100.00
1927	72	69	74	74	289	T4	625.00
1928	73	74	71	74	292	T4	533.33
1929	72	73	72	84	301	11	
1931		78			298	T24	
1938	74	72	71	72	289	T38	
<b>Total</b>							<b>\$1,258.33</b>

## Watson, Bob (74.25)

Year	1st	2nd	3rd	4th	Total	Finish	Money
1950	73	71	78	81	303	T50	
1951	70	76	75	77	298	T31	
1953	72	74	76	72	294	T13	\$405.00
1959	71	74	74	74	293	T49	
<b>Total</b>							<b>\$405.00</b>

## Watson, Bubba (70.61)

Year	1st	2nd	3rd	4th	Total	Finish	Money
2007	72	74			146	CUT	
2008	71	68	71	71	281	T14	\$96,100.00
2009	69	71	68	68	276	T17	79,695.00
2010	71	75			146	CUT	
2011	76				76	W/D	
2012	70	69	72	71	282	T13	123,750.00
2013	77	71			148	CUT	
2014	70	71	64	64	269	1	1,206,000.00
<b>Total</b>							<b>\$1,505,545.00</b>

## Watson, Denis (73.17)

Year	1st	2nd	3rd	4th	Total	Finish	Money
1984	81	74			155	CUT	
1986	73	76			149	CUT	
1988	70	68	72	69	279	T17	\$10,150.00
1990	75	71			146	CUT	
1994	74	75			149	CUT	
<b>Total</b>							<b>\$10,150.00</b>

## Watson, Tom (70.50)

Year	1st	2nd	3rd	4th	Total	Finish	Money
1974	68	72	68	72	280	4	\$7,050.00
1975	67	73	72	71	283	T6	4,668.75
1976	67	66	68	73	274	2	21,090.00
1977	76	73			149	CUT	
1979	74	69	73	71	287	T27	1,700.00
1980	69	66	70	71	276	1	45,000.00
1981	72	67	70	69	278	T15	4,800.00
1982	69	67	68	67	271	1	54,000.00
1983	67	68	69	70	274	T6	9,712.50
1984	74	77	73	75	299	T60	868.00
1985	67	70	72	72	281	T25	3,266.67
1988	70	70	72	67	279	T17	10,150.00
1989	72	70	73	74	289	T57	2,240.00
1991	71	76			147	CUT	
1994	69	71	71	69	280	T6	34,750.00
1997	67	71	76	69	283	T33	6,937.78
<b>Total</b>							<b>\$206,233.70</b>

## Watts, Brian (73.25)

Year	1st	2nd	3rd	4th	Total	Finish	Money
1991	71	75			146	CUT	
1999	73	74			147	CUT	

## Weaver, Bert (73.13)

Year	1st	2nd	3rd	4th	Total	Finish	Money
1958	73	70	77	73	293	T53	
1961	70	72	74	76	292	62	

## Weaver, DeWitt (72.38)

Year	1st	2nd	3rd	4th	Total	Finish	Money
1969	70	75	75	71	291	T65	\$133.33
1972	71	71	74	72	288	T62	238.09
<b>Total</b>							<b>\$371.42</b>

## Webb, Gene (74.44)

Year	1st	2nd	3rd	4th	Total	Finish	Money
1948					301	T48	
1951	76	71	73	71	291	T10	\$480.00
1952	73	75	75	76	299	T20	195.00
1953	77	72	75	76	300	T48	
<b>Total</b>							<b>\$675.00</b>

## Weetman, Harry (72.50)

Year	1st	2nd	3rd	4th	Total	Finish	Money
1957	73	69	69	76	287	T21	\$455.00
1960	73	75	73	72	293	T54	
<b>Total</b>							<b>\$455.00</b>



# Individual Player Records

## Weibring, D.A. (72.10)

Year	1st	2nd	3rd	4th	Total	Finish	Money
1979	73	73	73	72	291	T47	\$627.78
1981	70	78			148	CUT	
1985	71	74			145	CUT	
1989	70	72	71	68	281	T14	18,500.00
1995	68	70	77	73	288	T66	2,448.00
1998	73	73	72	71	289	T56	4,746.00
<b>Total</b>							<b>\$26,321.78</b>

## Weir, Mike (71.45)

Year	1st	2nd	3rd	4th	Total	Finish	Money
1998	75	76			151	CUT	
1999	74	73			147	CUT	
2000	72	70			142	CUT	
2001	69	74			143	CUT	
2003	72	68	69	66	275	1	\$810,000.00
2004	66	64	66	71	267	1	864,000.00
2005	67	73			140	T37	19,200.00
2006	71	72	70	70	283	T39	20,400.00
2007	74	69	70	66	279	T22	46,874.28
2008	73	75			148	CUT	
2009	70	71	70	77	288	T72	12,285.00
2010	69	77			146	CUT	
2011	77	77			154	CUT	
2013	75	72			147	CUT	
2014	71	77			148	CUT	
<b>Total</b>							<b>\$1,772,759.28</b>

## Weiskopf, Tom (70.57)

Year	1st	2nd	3rd	4th	Total	Finish	Money
1967	75	70	73	74	292	T81	
1968	72	72	66	76	286	T19	\$1,150.00
1971	72	72	70	66	280	T12	2,062.50
1972	68	68	71	70	277	7	4,000.00
1973	70	70	70	69	279	T2	9,213.75
1974	71	71	65	76	283	8	4,800.00
1975	67	75	72	68	282	T4	6,600.00
1977	71	70	74	67	282	11	4,600.00
1978	74	68	75	73	290	T27	1,390.00
1979	72	72	72	73	289	T38	1,050.00
1980	67	71	72	72	282	T7	6,291.67
1981	71	65	68	68	272	2	32,400.00
1982	67	67	68	73	275	3	20,400.00
1992	67	70	74	72	283	T62	2,150.00
<b>Total</b>							<b>\$96,107.92</b>

## Weitzel, John (73.00)

Year	1st	2nd	3rd	4th	Total	Finish	Money
1954	79	70	71	72	292	T49	

## Wentworth, Kevin (73.75)

Year	1st	2nd	3rd	4th	Total	Finish	Money
1998	72	72	74	77	295	77	\$3,906.00

## West, Mike (76.50)

Year	1st	2nd	3rd	4th	Total	Finish	Money
1986	76	77			153	CUT	

## Westervelt, James (73.75)

Year	1st	2nd	3rd	4th	Total	Finish	Money
1938	73	74	73	75	295	T65	

## Westwood, Lee (70.24)

Year	1st	2nd	3rd	4th	Total	Finish	Money
2000	72				72	W/D	
2002	69	68	70	69	276	T15	\$61,050.00
2004	73	67	67	74	281	T44	14,166.86
2005	70	71			141	T47	11,842.91
2006	71	66	70	68	275	T5	193,800.00
2008	74	78			152	CUT	
2013	68	68	74	71	281	T21	66,000.00
2014	69	70	68	71	278	T20	80,846.67
<b>Total</b>							<b>\$427,706.44</b>

## Wetterich, Brett (73.50)

Year	1st	2nd	3rd	4th	Total	Finish	Money
2002	75	72			147	CUT	

## Wharton, Frank (72.00)

Year	1st	2nd	3rd	4th	Total	Finish	Money
1963	72	69	71	72	284	T35	\$136.36
1965	73	71	75	73	292	T60	
<b>Total</b>							<b>\$136.36</b>

## Wheatcroft, Steve (72.50)

Year	1st	2nd	3rd	4th	Total	Finish	Money
2007	74	71			145	CUT	

## Wheeler, Howard (76.75)

Year	1st	2nd	3rd	4th	Total	Finish	Money
1949	73	77	78	79	307	T58	

## Whetzle, Dick (71.50)

Year	1st	2nd	3rd	4th	Total	Finish	Money
1961	70	73	71	72	286	T34	\$177.50

## Whisman, Greg (74.50)

Year	1st	2nd	3rd	4th	Total	Finish	Money
1991	77	76			153	CUT	
1992	71	74			145	CUT	

## White, Bob (73.75)

Year	1st	2nd	3rd	4th	Total	Finish	Money
1932		73			295	T34	

## White, Jim (74.00)

Year	1st	2nd	3rd	4th	Total	Finish	Money
1979	74	72	74	76	296	T66	\$510.00

## White, Larry (73.75)

Year	1st	2nd	3rd	4th	Total	Finish	Money
1973	74	70	78	73	295	T65	\$246.50

## White, Orville (74.75)

Year	1st	2nd	3rd	4th	Total	Finish	Money
1937	76	75	75	73	299	T56	

## Whitehead, George (74.75)

Year	1st	2nd	3rd	4th	Total	Finish	Money
1935	75	72	79	73	299	T32	

## Whitt, Don (71.88)

Year	1st	2nd	3rd	4th	Total	Finish	Money
1959	70	73	76	71	290	T32	\$255.00
1962	73	72	69	71	285	T23	446.67
<b>Total</b>							<b>\$701.67</b>

## Whittaker, Ron (75.00)

Year	1st	2nd	3rd	4th	Total	Finish	Money
1996	74	76			150	CUT	

## Wi, Charlie (70.96)

Year	1st	2nd	3rd	4th	Total	Finish	Money
2008	70	68	71	72	281	T14	\$96,100.00
2009	70	71	74	68	283	T59	13,734.00
2010	72	68	69	69	278	T20	66,742.86
2011	70	78			148	CUT	
2012	75	69	70	72	286	T34	31,927.50
2013	75	66	71	71	283	T33	35,640.00
2014	70	74			144	CUT	
<b>Total</b>							<b>\$244,144.36</b>

## Wiebe, Mark (71.69)

Year	1st	2nd	3rd	4th	Total	Finish	Money
1985	75	73			148	CUT	
1986	72	74	75	72	293	70	\$900.00
1987	72	76			148	CUT	
1988	70	70	72	73	285	T46	2,002.50
1989	74	74			148	CUT	
1990	71	73			144	CUT	
1991	74	72			146	CUT	
1992	68	70	70	67	275	T12	19,600.00
1993	70	73	72		215	T37	4,200.00
1994	70	77			147	CUT	
1995	69	72	73	71	285	T58	2,664.00
1996	70	70	68	71	279	T2	79,200.00
1997	70	76			146	CUT	
1998	68	72	69	75	284	T29	13,650.00
1999	71	73			144	CUT	
2000	68	71	68	75	282	T37	13,640.00
2001	71	73			144	CUT	
<b>Total</b>							<b>\$135,856.50</b>

# Individual Player Records

## Wiechers, Jim (72.03)

Year	1st	2nd	3rd	4th	Total	Finish	Money
1968	73	73	72	73	291	T47	\$143.33
1969	73	72	70	72	287	T40	361.43
1970	69	71	73	74	287	T58	190.48
1972	68	70	75	71	284	T48	260.24
1973	73	73	73	69	288	T32	749.37
1974	71	66	73	77	287	T15	2,400.00
1975	70	74	72	72	288	T19	1,725.00
1977	72	73	73	75	293	T56	440.00
<b>Total</b>							<b>\$6,269.85</b>

## Wilcox, Terry (73.00)

Year	1st	2nd	3rd	4th	Total	Finish	Money
1966	73	71	72	73	289	T45	\$192.86
1968	69	75	76	75	295	T60	
<b>Total</b>							<b>\$192.86</b>

## Wilkinson, Tim (71.50)

Year	1st	2nd	3rd	4th	Total	Finish	Money
2009	71	73			144	CUT	
2010	69	67	71	71	278	T20	\$66,742.86
2011	80	70			150	CUT	
2014	71	72	73	70	286	T65	13,869.00
<b>Total</b>							<b>\$80,611.86</b>

## Williamson, Bill (72.63)

Year	1st	2nd	3rd	4th	Total	Finish	Money
1938	71	69	74	70	284	T14	\$40.00
1942	74	75	69	79	297	T29	
<b>Total</b>							<b>\$40.00</b>

## Williams, Dan (76.50)

Year	1st	2nd	3rd	4th	Total	Finish	Money
1927	76	76	75	79	306	T24	

## Williams, Danny (73.58)

Year	1st	2nd	3rd	4th	Total	Finish	Money
1937	74	77	73	75	299	T56	
1938					285	T21	\$33.33
1940					299	T26	
<b>Total</b>							<b>\$33.33</b>

## Williams, Henry (73.25)

Year	1st	2nd	3rd	4th	Total	Finish	Money
1953	73	74	78	71	296	T22	\$217.50
1955	75	71	72	73	291	T54	
1957	71	74	73	76	294	T54	
1960	71	75	72	73	291	T34	153.63
<b>Total</b>							<b>\$371.13</b>

## Williamson, Jay (72.72)

Year	1st	2nd	3rd	4th	Total	Finish	Money
1996	76	71			147	CUT	
2000	76	74			150	CUT	
2001	75	69			144	CUT	
2003	76	77			153	CUT	
2004	69	69	72	64	274	T7	\$149,600.00
2005	75	69			144	CUT	
2006	75	69			144	CUT	
2008	75	78			153	CUT	
<b>Total</b>							<b>\$149,600.00</b>

## Willis, Garrett (75.67)

Year	1st	2nd	3rd	4th	Total	Finish	Money
2001	69	74			143	CUT	
2002	79	70			149	CUT	
2003	80	82			162	CUT	

## Wilson, Rex (74.50)

Year	1st	2nd	3rd	4th	Total	Finish	Money
1971	71	73	77	77	298	T68	\$220.00

## Wilson, Brian (70.75)

Year	1st	2nd	3rd	4th	Total	Finish	Money
2001	71	71	71	70	283	T43	\$10,353.00

## Wilson, Dean (71.00)

Year	1st	2nd	3rd	4th	Total	Finish	Money
2004	73	70			143	CUT	
2006	64	73	69	70	276	T7	\$153,637.50
2007	74	72			146	CUT	
2008	71	72	74	74	291	T70	12,152.00
2009	66	72	67	71	276	T17	79,695.00
2011	70	76			146	CUT	
<b>Total</b>							<b>\$245,484.50</b>

## Wilson, Jeffrey (75.25)

Year	1st	2nd	3rd	4th	Total	Finish	Money
1990	72	78			150	CUT	
1993	75	76			151	CUT	

## Wilson, Jim (73.50)

Year	1st	2nd	3rd	4th	Total	Finish	Money
1987	71	76			147	CUT	

## Wilson, John (71.70)

Year	1st	2nd	3rd	4th	Total	Finish	Money
1991	73	72			145	CUT	
1995	72	70	71	68	281	T35	\$5,790.00
1996	72	74			146	CUT	
1997	73	72			145	CUT	
<b>Total</b>							<b>\$5,790.00</b>

## Wilson, Mark (72.00)

Year	1st	2nd	3rd	4th	Total	Finish	Money
2008	70	70	69	71	280	T11	\$142,600.00
2009	72	75			147	CUT	
2010	72	72	72	69	285	T54	14,464.00
2011	71	73	76	72	292	T74	12,415.00
2012	75	72			147	CUT	
2013	71	72	70	76	289	T61	13,992.00
<b>Total</b>							<b>\$183,471.00</b>

## Wilson, Oliver (72.50)

Year	1st	2nd	3rd	4th	Total	Finish	Money
2009	69	76			145	CUT	

## Winger, Bo (71.25)

Year	1st	2nd	3rd	4th	Total	Finish	Money
1955	68	74	72	71	285	T23	\$220.00
1958	69	72	70	70	281	T5	1,675.00
1959	70	72	73	71	286	T14	850.00
1960	69	73	74	73	289	T26	395.00
1965	76	70	69	71	286	T20	925.00
1966	74	68	69	72	283	T25	725.00
<b>Total</b>							<b>\$4,790.00</b>

## Wintz, Gary (74.25)

Year	1st	2nd	3rd	4th	Total	Finish	Money
1976	72	72	71	82	297	T69	\$282.50

## Wise, Paul (75.38)

Year	1st	2nd	3rd	4th	Total	Finish	Money
1980	73	77			150	CUT	
1984	77	76			153	CUT	
1985	75	77			152	CUT	
1986	75	73			148	CUT	

## Wisn, Jerry (73.33)

Year	1st	2nd	3rd	4th	Total	Finish	Money
1987	72	76			148	CUT	
1991	72	73			145	CUT	
1994	75	72			147	CUT	

## Wittenberg, Casey (71.75)

Year	1st	2nd	3rd	4th	Total	Finish	Money
2013	71	73	71	72	287	T51	\$15,444.00

## Wolcott, Bob (72.50)

Year	1st	2nd	3rd	4th	Total	Finish	Money
1990	75	76			151	CUT	
1991	72	71	67	69	279	T20	\$11,650.00
1992	71	73			144	CUT	
1997	77	74			151	CUT	
<b>Total</b>							<b>\$11,650.00</b>

# Individual Player Records

## Wood, Craig (71.96)

Year	1st	2nd	3rd	4th	Total	Finish	Money
1931		72			289	T6	
1933		70	71		281	1	\$1,525.00
1937	76	75	66	72	289	T21	25.00
1941	71	72	72	68	283	2	1,700.00
1944					283	T3	1,125.00
1947					293	T11	303.33
1949	75	73	74	75	297	T25	110.00
<b>Total</b>							<b>\$4,788.33</b>

## Wood, Fred (72.00)

Year	1st	2nd	3rd	4th	Total	Finish	Money
1938	69	75	72	69	285	T21	\$33.33
1941	75	72	71	73	291	T11	95.00
<b>Total</b>							<b>\$128.33</b>

## Wood, Larry (72.50)

Year	1st	2nd	3rd	4th	Total	Finish	Money
1972	68	71	72	73	284	T48	\$260.24
1973	70	77	71	73	291	T48	355.20
1974	75	71	71	78	295	T57	303.75
<b>Total</b>							<b>\$919.19</b>

## Wood, Thorne (72.75)

Year	1st	2nd	3rd	4th	Total	Finish	Money
1961	74	72	71	74	291	T58	

## Wood, Willie (71.38)

Year	1st	2nd	3rd	4th	Total	Finish	Money
1985	70	72	70	71	283	T32	\$2,315.00
1986	72	69	67	70	278	3	30,600.00
1987	76	71			147	CUT	
1988	69	70	72	71	282	T38	3,525.00
1989	71	71	74	71	287	T46	2,835.00
1993	73	74			147	CUT	
1994	70	74	75	73	292	T61	2,140.00
1997	71	68	72	70	281	T20	14,600.00
1998	71	75	72	69	287	T43	6,258.00
1999	73	70			143	CUT	
<b>Total</b>							<b>\$62,273.00</b>

## Woodard, Tom (73.50)

Year	1st	2nd	3rd	4th	Total	Finish	Money
1982	73	74			147	CUT	

## Wooding, Jeremiah (71.25)

Year	1st	2nd	3rd	4th	Total	Finish	Money
2013	75	66	70	74	285	T42	\$23,760.00

## Wooding, Joshua (73.50)

Year	1st	2nd	3rd	4th	Total	Finish	Money
2010	71	76			147	CUT	

## Woodland, Gary (73.33)

Year	1st	2nd	3rd	4th	Total	Finish	Money
2012	73	71	74	77	295	T69	\$13,200.00
2013	73	72			145	CUT	
<b>Total</b>							<b>\$13,200.00</b>

## Woodland, Jeff (73.29)

Year	1st	2nd	3rd	4th	Total	Finish	Money
1993	69	74	80		223	78	\$1,840.00
1994	68	76	75	71	290	T51	2,353.33
<b>Total</b>							<b>\$4,193.33</b>

## Woodrome, Hank (76.00)

Year	1st	2nd	3rd	4th	Total	Finish	Money
1990	76	76			152	CUT	

## Woods, Eric (82.50)

Year	1st	2nd	3rd	4th	Total	Finish	Money
1986	85	80			165	CUT	

## Woods, Tiger (69.83)

Year	1st	2nd	3rd	4th	Total	Finish	Money
1992	72	75			147	CUT	
1993	74	78			152	CUT	
1997	70	70	72	69	281	T20	\$14,600.00
1998	68	73	65	66	272	2	226,800.00
1999	69	68	65	70	272	T2	209,066.67
2000	68	70	69	72	279	T18	37,731.43
2001	71	68	69	71	279	T13	58,285.71
2003	72	68	73	65	278	T5	171,000.00
2004	72	66	72	64	274	T7	149,600.00
2005	67	70			137	T13	77,333.33
2006	69	74			143	W/D	
<b>Total</b>							<b>\$944,417.14</b>

## Woodward, Jim (71.10)

Year	1st	2nd	3rd	4th	Total	Finish	Money
1986	72	71	73	74	290	T66	\$927.00
1990	72	71			143	CUT	
1991	72	70	70	68	280	T24	8,100.00
1992	73	66	72	69	280	T39	3,512.73
1993	71	73	71		215	T37	4,200.00
1994	71	75	71	68	285	T27	6,245.45
<b>Total</b>							<b>\$22,985.18</b>

## Worsham, Lew (73.50)

Year	1st	2nd	3rd	4th	Total	Finish	Money
1948					298	T39	
1949	75	75	75	76	301	T44	
1950	72	73	75	73	293	T15	\$236.66
1953	75	74	72	73	294	T13	405.00
1954	69	71	76	68	284	T9	675.00
<b>Total</b>							<b>\$1,316.66</b>

## Wrenn, Robert (73.00)

Year	1st	2nd	3rd	4th	Total	Finish	Money
1986	76	76			152	CUT	
1989	72	74			146	CUT	
1991	71	74			145	CUT	
1996	67	69	76	75	287	T34	\$6,060.00
<b>Total</b>							<b>\$6,060.00</b>

## Wright, Jim (71.81)

Year	1st	2nd	3rd	4th	Total	Finish	Money
1965	77	70	74	72	293	T64	
1969	71	74	74	71	290	T59	\$133.34
1970	68	68	71	73	280	T11	1,787.50
1971	70	72	71	73	286	T47	264.00
<b>Total</b>							<b>\$2,184.84</b>

## Wurtz, Mark (76.50)

Year	1st	2nd	3rd	4th	Total	Finish	Money
1995	75	74			149	CUT	
1998	76	81			157	CUT	

## Wyatt, Bruce (72.75)

Year	1st	2nd	3rd	4th	Total	Finish	Money
1968	74	69	77	71	291	T47	\$143.33

## Wylie, Bob (75.00)

Year	1st	2nd	3rd	4th	Total	Finish	Money
1957	76	71	72	81	300	64	

## Wynn, Bob (72.93)

Year	1st	2nd	3rd	4th	Total	Finish	Money
1974	70	70	79	74	293	T43	\$481.87
1975	72	74	75	69	290	T25	1,155.00
1976	71	71	77	77	296	T66	305.34
1977	70	72			142	DQ	
<b>Total</b>							<b>\$1,942.21</b>

## Wysong, Dudley (71.38)

Year	1st	2nd	3rd	4th	Total	Finish	Money
1966	72	75	74	69	290	T52	
1967	73	71	66	71	281	T14	\$1,750.00
<b>Total</b>							<b>\$1,750.00</b>

# Individual Player Records

## Wysowski, Ed (74.25)

Year	1st	2nd	3rd	4th	Total	Finish	Money
1942	76	72	74	75	297	T29	
1944					297	26	

## Yamamoto, Yoshitaka (73.00)

Year	1st	2nd	3rd	4th	Total	Finish	Money
1976	73	70	71	78	292	T48	\$457.43

## Yancey, Bert (70.95)

Year	1st	2nd	3rd	4th	Total	Finish	Money
1967	70	67	74	69	280	T12	\$2,100.00
1969	75	67	71	67	280	6	3,600.00
1971	75	68	74	69	286	T47	264.00
1972	73	72			145	CUT	
1973	69	74	74	68	285	T20	1,431.00
1974	72	70	69	74	285	T11	3,450.00
					<b>Total</b>		<b>\$10,845.00</b>

## Yang, Y.E. (72.00)

Year	1st	2nd	3rd	4th	Total	Finish	Money
2008	72	77			149	CUT	
2010	71	70	68	68	277	T15	\$102,400.00
2011	73	74			147	CUT	
2012	72	72	69	73	286	T34	31,927.50
2013	70	72	75	74	291	T71	13,002.00
2014	73	73			146	CUT	
					<b>Total</b>		<b>\$147,329.50</b>

## Yates, Wayne (71.25)

Year	1st	2nd	3rd	4th	Total	Finish	Money
1969	70	72	70	73	285	T28	\$666.66

## Yockey, Clarence (75.25)

Year	1st	2nd	3rd	4th	Total	Finish	Money
1935	73	75	76	77	301	37	

## Yokoo, Kaname (72.29)

Year	1st	2nd	3rd	4th	Total	Finish	Money
1999	73	71			144	CUT	
2000	70	69	68	75	282	T37	\$13,640.00
2001	75	74			149	CUT	
2002	72	70	74	71	287	T70	7,289.00
2003	78	72			150	CUT	
					<b>Total</b>		<b>\$20,929.00</b>

## Yokoshima, Yoshikazu (77.50)

Year	1st	2nd	3rd	4th	Total	Finish	Money
1980	72	83			155	CUT	

## Yoneyama, Tsuyoshi (77.50)

Year	1st	2nd	3rd	4th	Total	Finish	Money
2000	79	76			155	CUT	

## Yoshitake, Tod (75.50)

Year	1st	2nd	3rd	4th	Total	Finish	Money
1992	76	75			151	CUT	

## Yoshitake, Todd (77.25)

Year	1st	2nd	3rd	4th	Total	Finish	Money
1986	78	81			159	CUT	
1994	73	77			150	CUT	

## Young, Kim (71.50)

Year	1st	2nd	3rd	4th	Total	Finish	Money
1988	72	71			143	CUT	
1992	73	70			143	CUT	

## Yuhara, Nobumitsu (75.25)

Year	1st	2nd	3rd	4th	Total	Finish	Money
1996	78	77			155	CUT	
1997	73	73			146	CUT	

## Zabriski, Bruce (72.00)

Year	1st	2nd	3rd	4th	Total	Finish	Money
1988	73	71			144	CUT	

## Zack, Mike (74.50)

Year	1st	2nd	3rd	4th	Total	Finish	Money
1980	76	73			149	CUT	

## Zakarian, Joe (73.75)

Year	1st	2nd	3rd	4th	Total	Finish	Money
1959	72	74	73	76	295	T61	

## Zambri, Chris (73.00)

Year	1st	2nd	3rd	4th	Total	Finish	Money
1996	76	70			146	CUT	

## Zar, Jerry (76.00)

Year	1st	2nd	3rd	4th	Total	Finish	Money
1960	72	76	80		228	W/D	
1961	77	78	73	76	304	T68	

## Zarley, Kermit (72.30)

Year	1st	2nd	3rd	4th	Total	Finish	Money
1965	72	69	79	74	294	T70	
1967	72	73	70	78	293	T84	
1968	73	70	72	72	287	T25	\$812.50
1970	72	68	69	71	280	T11	1,787.50
1975	75	74	73	74	296	T54	341.25
1976	72	73	72	76	293	T55	402.50
1977	70	73	72	70	285	T18	2,600.00
1979	68	71	68	71	278	T3	14,500.00
1980	80				80	W/D	
					<b>Total</b>		<b>\$20,443.75</b>

## Zech, Lawrence (77.50)

Year	1st	2nd	3rd	4th	Total	Finish	Money
1989	76	79			155	CUT	

## Zender, Bob (73.65)

Year	1st	2nd	3rd	4th	Total	Finish	Money
1972	73	69	71	73	286	T58	\$238.10
1973	76	71	76	76	299	72	203.00
1975	73	75	77	72	297	T58	311.25
1977	73	74	75	73	295	T61	395.00
1978	70	75	76	75	296	T51	475.00
					<b>Total</b>		<b>\$1,622.35</b>

## Ziegler, Larry (70.79)

Year	1st	2nd	3rd	4th	Total	Finish	Money
1969	70	72	72	69	283	T11	\$1,900.00
1973	70	71	71	70	282	T10	2,970.00
1981	70	69	69	68	276	T9	7,800.00
1982	74	76			150	CUT	
					<b>Total</b>		<b>\$12,670.00</b>

## Zimmerman, Al (73.57)

Year	1st	2nd	3rd	4th	Total	Finish	Money
1932		73			290	T12	
1935	72	77	76	78	303	T40	
1936		73	74		289	T8	\$137.50
1937	70	73	73	75	291	28	25.00
1938	72	73	68	71	284	T14	40.00
1946					293	T13	273.33
1947					295	T18	138.33
1950	75	75	75	74	299	T31	
1951	75	76	74	73	298	T31	
1953	77	76	74	74	301	T53	
					<b>Total</b>		<b>\$614.16</b>

## Zimmerman, Emery (73.71)

Year	1st	2nd	3rd	4th	Total	Finish	Money
1932		76			296	T38	
1933		74	78		301	T31	
1935	74	76	76	69	295	T20	\$25.00
1937	73	73	71	71	288	T16	25.00
1938	69	75	72	72	288	T31	5.55
1939					293	T22	
1949	74	76	77	76	303	T50	
					<b>Total</b>		<b>\$55.55</b>

## Ziobro, Billy (76.00)

Year	1st	2nd	3rd	4th	Total	Finish	Money
1975	73	76	76	79	304	T73	

# Individual Player Records

## Zoeller, Fuzzy (71.03)

Year	1st	2nd	3rd	4th	Total	Finish	Money
1975	78	77			155	CUT	
1977	72	71	68	65	276	3	\$14,200.00
1979	70	67	72	70	279	T5	9,500.00
1980	72	69	71	70	282	T7	6,291.67
1983	64	70	69	71	274	T6	9,712.50
1984	77	78			155	CUT	
1989	72	69	74	73	288	T50	2,377.14
1990	71	66	69	70	276	T18	12,171.43
1994	67	73	72	70	282	T12	21,000.00
1998	72	74	73	71	290	T59	4,557.00
<b>Total</b>							<b>\$79,809.74</b>

## Zokol, Richard (72.60)

Year	1st	2nd	3rd	4th	Total	Finish	Money
1982	74	76			150	CUT	
1983	72	74			146	CUT	
1984	74	78			152	CUT	
1985	72	76			148	CUT	
1986	73	74			147	CUT	
1988	70	75			145	CUT	
1990	73	70			143	CUT	
1991	70	72	70	73	285	T54	\$2,270.00
1992	69	71	72	69	281	T50	2,362.50
1993	75	72			147	CUT	
1994	69	75	71	72	287	T40	3,800.00
2002	73	74			147	CUT	
<b>Total</b>							<b>\$8,432.50</b>

# 2014 Northern Trust Open Hole-by-Hole Summary

## Riviera CC

Rank	Hole	Par	Average Yardage	Average Score	Average Over Under-par	Eagles	Birdies	Pars	Bogeys	Doubles	Triples +
18	1	5	503	4.259	.741-	29	274	124	9		
4	2	4	471	4.140	.140		43	292	98	3	
15	3	4	434	3.913	.087-		87	304	42	2	1
3	4	3	236	3.200	.200		24	305	103	4	
11	5	4	434	4.037	.037	1	61	307	56	10	1
14	6	3	199	2.945	.055-		80	305	46	5	
10	7	4	408	4.053	.053	1	74	279	66	15	1
7	8	4	460	4.112	.112		59	286	78	9	4
4	9	4	458	4.140	.140	1	54	276	95	9	1
12	10	4	315	4.025	.025	3	101	236	76	18	2
17	11	5	583	4.679	.321-	5	165	233	31	2	
1	*12	4	479	4.374	.374		25	245	149	12	5
8	13	4	459	4.108	.108		65	270	90	11	
9	14	3	192	3.085	.085		40	325	65	6	
2	15	4	487	4.239	.239		28	285	114	9	
13	16	3	166	2.995	.005-		95	254	81	6	
16	17	5	590	4.782	.218-	4	126	268	37	1	
6	18	4	475	4.124	.124	1	48	288	94	5	
<b>TOTALS:</b>		<b>71</b>	<b>7349</b>	<b>71.209</b>	<b>.209</b>	<b>45</b>	<b>1449</b>	<b>4882</b>	<b>1330</b>	<b>127</b>	<b>15</b>

\* in Top 2014 50 Toughest Holes

## Scoring Recap

	ROUND 1	ROUND 2	ROUND 3	ROUND 4	TOTAL
Rounds below 70	34	36	33	22	125
Rounds below par	58	52	39	27	176
Rounds par & below	82	66	51	43	242
Rounds at even par	24	14	12	16	66
Rounds over par	60	74	26	34	194
Rounds 80 & over	1	1		1	3

# 2013 Northern Trust Open Hole-by-Hole Summary

## Riviera CC

Rank	Hole	Par	Average Yardage	Average Score	Average Over Under-par	Eagles	Birdies	Pars	Bogeys	Doubles	Triples +
18	1	5	503	4.296	.704-	36	244	141	10	1	
3	2	4	471	4.238	.238		30	278	115	9	
13	3	4	434	4.030	.030	2	66	288	70	5	1
2	4	3	236	3.264	.264		21	281	125	5	
9	5	4	434	4.125	.125	1	52	283	87	7	2
13	6	3	199	3.030	.030		68	289	69	6	
10	7	4	408	4.081	.081		79	253	88	10	2
6	8	4	460	4.183	.183		57	265	88	18	4
7	9	4	458	4.169	.169		55	265	97	14	1
11	10	4	315	4.067	.067	4	87	236	88	15	2
17	11	5	583	4.718	.282-	9	151	230	37	5	
1	*12	4	479	4.285	.285	1	30	269	112	17	3
12	13	4	459	4.056	.056		56	302	68	6	
8	14	3	192	3.155	.155		47	277	102	6	
4	15	4	487	4.215	.215		35	278	110	9	
15	16	3	166	2.984	.016-		71	304	51	5	1
16	17	5	590	4.769	.231-	5	141	239	43	4	
5	18	4	475	4.185	.185		45	276	100	8	3
<b>TOTALS:</b>		<b>71</b>	<b>7349</b>	<b>71.850</b>	<b>.850</b>	<b>58</b>	<b>1335</b>	<b>4754</b>	<b>1460</b>	<b>150</b>	<b>19</b>

\* in Top 2013 50 Toughest Holes

## Scoring Recap

	ROUND 1	ROUND 2	ROUND 3	ROUND 4	TOTAL
Rounds below 70	28	34	17	17	96
Rounds below par	47	44	25	28	144
Rounds par & below	68	65	38	34	205
Rounds at even par	21	21	13	6	61
Rounds over par	74	73	41	39	227
Rounds 80 & over	3	1	2		6

# 2012 Northern Trust Open Hole-by-Hole Summary

## Riviera CC

Rank	Hole	Par	Average Yardage	Average Score	Average Over Under-par	Eagles	Birdies	Pars	Bogeys	Doubles	Triples +
18	1	5	503	4.373	.627-	17	253	155	11	1	
4	2	4	471	4.263	.263		29	278	118	10	2
13	3	4	434	4.030	.030		50	326	59	2	
3	4	3	236	3.293	.293		16	286	126	9	
10	5	4	434	4.165	.165	1	54	272	94	14	2
15	6	3	199	2.952	.048-		77	308	48	4	
11	7	4	408	4.071	.071	2	63	283	80	9	
8	8	4	460	4.213	.213	1	40	280	99	15	2
6	9	4	458	4.227	.227		50	249	129	7	2
14	10	4	315	3.989	.011-	1	107	242	73	11	3
17	11	5	583	4.840	.160-	3	140	231	53	7	3
2	*12	4	479	4.295	.295		28	266	130	12	1
9	13	4	459	4.190	.190	1	38	290	95	11	2
7	14	3	192	3.215	.215		24	302	104	7	
1	*15	4	487	4.311	.311	2	27	259	133	14	2
11	16	3	166	3.071	.071	1	63	286	78	9	
16	17	5	590	4.870	.130-	1	102	291	39	4	
5	18	4	475	4.256	.256		30	279	114	14	
<b>TOTALS:</b>		<b>71</b>	<b>7349</b>	<b>72.622</b>	<b>1.622</b>	<b>30</b>	<b>1191</b>	<b>4883</b>	<b>1583</b>	<b>160</b>	<b>19</b>

\* in Top 2012 50 Toughest Holes

## Scoring Recap

	ROUND 1	ROUND 2	ROUND 3	ROUND 4	TOTAL
Rounds below 70	14	26	18	5	63
Rounds below par	24	43	28	16	111
Rounds par & below	35	61	42	26	164
Rounds at even par	11	18	14	10	53
Rounds over par	109	80	34	50	273
Rounds 80 & over	2	2		2	6



# 2011 Northern Trust Open Hole-by-Hole Summary

## Riviera CC

Rank	Hole	Par	Average Yardage	Average Score	Average Over Under-par	Eagles	Birdies	Pars	Bogeys	Doubles	Triples +
18	1	5	503	4.264	.736-	40	258	124	11	3	
5	2	4	463	4.188	.188		41	284	99	12	
14	3	4	434	3.956	.044-		76	308	48	3	1
4	4	3	236	3.211	.211		36	277	118	5	
11	5	4	434	4.025	.025		61	314	54	5	2
10	6	3	199	3.041	.041		79	271	77	7	2
9	7	4	408	4.062	.062		84	257	79	16	
7	8	4	460	4.179	.179		50	270	105	10	1
8	9	4	458	4.138	.138		63	260	103	10	
11	10	4	315	4.025	.025	1	95	249	78	10	3
17	11	5	583	4.865	.135-	3	105	280	44	4	
1	12	4	479	4.330	.330		30	254	134	15	3
6	13	4	459	4.181	.181		38	293	94	10	1
13	14	3	176	3.011	.011		57	318	60	1	
3	15	4	487	4.218	.218		43	265	118	10	
15	16	3	166	2.945	.055-		90	286	54	6	
16	17	5	590	4.876	.124-	2	110	271	48	3	2
2	18	4	475	4.317	.317		33	260	122	17	4
<b>TOTALS:</b>		<b>71</b>	<b>7325</b>	<b>71.833</b>	<b>.833</b>	<b>46</b>	<b>1349</b>	<b>4841</b>	<b>1446</b>	<b>147</b>	<b>19</b>

## Scoring Recap

	ROUND 1	ROUND 2	ROUND 3	ROUND 4	TOTAL
Rounds below 70	25	19	22	27	93
Rounds below par	39	32	33	36	140
Rounds par & below	69	51	46	49	215
Rounds at even par	30	19	13	13	75
Rounds over par	75	87	31	28	221
Rounds 80 & over	4	2			6

# 2010 Northern Trust Open Hole-by-Hole Summary

## Riviera CC

Rank	Hole	Par	Average Yardage	Average Score	Average Over Under-par	Eagles	Birdies	Pars	Bogeys	Doubles	Triples +
18	1	5	503	4.349	.651-	20	241	136	12	1	
5	2	4	463	4.159	.159		40	273	90	6	1
10	3	4	434	4.029	.029		50	301	56	3	
6	4	3	236	3.139	.139		39	277	92	2	
13	5	4	434	3.920	.080-		75	301	28	4	2
11	6	3	199	2.973	.027-	1	81	262	60	6	
9	7	4	408	4.063	.063	1	53	289	57	7	3
7	8	4	460	4.102	.102		45	286	72	6	1
3	9	4	458	4.227	.227	1	30	264	106	8	1
12	10	4	315	3.932	.068-	2	109	229	56	13	1
17	11	5	583	4.805	.195-	1	134	221	52	2	
2	12	4	479	4.237	.237	1	38	248	110	12	1
8	13	4	459	4.085	.085		50	278	80	1	1
15	14	3	176	2.885	.115-		82	295	31	2	
4	15	4	487	4.212	.212		32	268	101	9	
14	16	3	166	2.890	.110-		83	292	32	3	
16	17	5	590	4.861	.139-	2	108	250	45	5	
1	18	4	475	4.251	.251		38	241	122	8	1
<b>TOTALS:</b>		<b>71</b>	<b>7325</b>	<b>71.120</b>	<b>.120</b>	<b>29</b>	<b>1328</b>	<b>4711</b>	<b>1202</b>	<b>98</b>	<b>12</b>

## Scoring Recap

	ROUND 1	ROUND 2	ROUND 3	ROUND 4	TOTAL
Rounds below 70	37	21	28	33	119
Rounds below par	54	32	37	43	166
Rounds par & below	82	45	52	53	232
Rounds at even par	28	13	15	10	66
Rounds over par	50	80	29	19	178

# 2009 Northern Trust Open Hole-by-Hole Summary

## Riviera CC

Rank	Hole	Par	Average Yardage	Average Score	Average Over Under-par	Eagles	Birdies	Pars	Bogeys	Doubles	Triples +
18	1	5	503	4.275	.725-	30	275	116	14	2	
1	2	4	463	4.231	.231		40	266	122	8	1
9	3	4	434	3.984	.016-	1	63	316	56	1	
3	4	3	236	3.195	.195		39	279	114	5	
10	5	4	434	3.963	.037-		79	299	57		2
14	6	3	199	2.904	.096-		103	279	51	2	2
12	7	4	408	3.954	.046-		86	293	50	8	
6	8	4	433	4.153	.153		52	282	90	11	2
7	9	4	458	4.087	.087		64	278	88	7	
13	10	4	315	3.915	.085-	2	116	250	57	10	2
16	11	5	564	4.751	.249-	1	139	269	24	4	
4	12	4	479	4.174	.174		40	290	98	9	
8	13	4	459	4.046	.046		63	293	79	2	
11	14	3	176	2.961	.039-		79	297	60	1	
2	15	4	487	4.199	.199		40	278	111	8	
15	16	3	166	2.897	.103-		98	290	45	4	
16	17	5	590	4.751	.249-	3	141	258	32	3	
5	18	4	475	4.162	.162		48	274	112	2	1
<b>TOTALS:</b>		<b>71</b>	<b>7279</b>	<b>70.602</b>	<b>.398-</b>	<b>37</b>	<b>1565</b>	<b>4907</b>	<b>1260</b>	<b>87</b>	<b>10</b>

## Scoring Recap

	ROUND 1	ROUND 2	ROUND 3	ROUND 4	TOTAL
Rounds below 70	52	45	32	32	161
Rounds below par	78	61	39	41	219
Rounds par & below	95	81	51	55	282
Rounds at even par	17	20	12	14	63
Rounds over par	49	63	24	19	155

## 30-Year Ranking of Holes at Riviera CC

Hole	Rank	Stroke Average	+/-
1	18	4.464	-.536
2	1	4.264	+.264
3	9	4.071	+.071
4	2	3.241	+.241
5	10	4.064	+.064
6	13	3.024	+.024
7	11	4.060	+.060
8	8	4.085	+.085
9	5	4.186	+.186
10	15	3.874	-.126
11	17	4.802	-.198
12	6	4.180	+.180
13	7	4.087	+.087
14	12	3.030	+.030
15	4	4.225	+.225
16	14	3.011	+.011
17	16	4.858	-.142
18	3	4.235	+.235

## Scoring Averages at a Glance (1984-2014)

Hole	1	2	3	4	5	6	7	8	9	10	11	12	13	14	15	16	17	18
<b>Par</b>	<b>5</b>	<b>4</b>	<b>4</b>	<b>3</b>	<b>4</b>	<b>3</b>	<b>4</b>	<b>4</b>	<b>4</b>	<b>4</b>	<b>5</b>	<b>4</b>	<b>4</b>	<b>3</b>	<b>4</b>	<b>3</b>	<b>5</b>	<b>4</b>
<b>1984</b>	4.735	4.425	4.323	3.381	4.218	3.065	4.253	4.230	4.336	4.021	4.991	4.285	4.262	3.148	4.350	3.188	5.067	4.411
<b>1985</b>	4.616	4.181	4.104	3.242	4.080	3.059	4.141	4.089	4.212	3.887	4.887	4.172	4.033	3.000	4.132	2.995	4.925	4.259
<b>1986</b>	4.583	4.413	4.200	3.254	4.263	3.084	4.044	4.082	4.212	3.800	4.916	4.154	4.135	3.009	4.275	3.026	4.963	4.233
<b>1987</b>	4.670	4.227	4.105	3.266	4.036	3.091	4.048	4.093	4.236	3.907	4.909	4.091	3.957	3.066	4.161	3.120	4.955	4.291
<b>1988</b>	4.535	4.240	4.061	3.121	3.975	3.020	4.081	3.984	4.211	3.827	4.822	4.081	4.036	3.013	4.216	2.998	4.840	4.238
<b>1989</b>	4.540	4.346	4.166	3.248	4.084	3.068	4.064	4.018	4.223	3.804	4.831	4.187	4.134	2.998	4.276	3.114	4.920	4.323
<b>1990</b>	4.483	4.306	4.009	3.188	4.082	2.989	4.057	4.005	4.070	3.853	4.766	4.086	4.016	2.948	4.127	3.007	4.830	4.143
<b>1991</b>	4.529	4.285	4.094	3.278	4.030	2.956	4.074	3.977	4.101	3.857	4.791	4.131	4.083	3.023	4.255	3.023	4.816	4.200
<b>1992</b>	4.505	4.232	4.034	3.144	4.018	2.964	4.029	3.946	4.016	3.838	4.820	4.068	4.027	2.982	4.189	2.887	4.831	4.187
<b>1993</b>	4.600	4.406	4.114	3.267	4.086	3.078	4.058	3.989	4.147	3.850	4.958	4.217	4.144	3.067	4.314	3.056	4.936	4.253
<b>1994</b>	4.654	4.389	4.073	3.343	4.103	3.117	4.211	4.011	4.300	3.824	4.950	4.041	4.135	2.986	4.172	3.030	5.023	4.396
<b>1995</b>	4.570	4.302	4.115	3.218	4.059	2.959	4.077	3.986	4.196	3.782	4.820	4.090	4.034	2.964	4.225	3.014	4.854	4.164
<b>1996</b>	4.544	4.454	4.177	3.300	4.213	2.984	4.186	4.016	4.259	3.814	5.014	4.204	4.140	3.044	4.342	3.039	4.911	4.225
<b>1997</b>	4.493	4.264	4.100	3.230	4.150	3.102	4.045	3.982	4.152	3.861	4.798	4.202	4.048	3.075	4.255	3.036	4.820	4.205
<b>1999</b>	4.441	4.283	4.149	3.156	4.090	2.973	3.950	3.957	4.165	3.905	4.762	3.971	4.070	3.007	4.122	3.079	4.821	4.183
<b>2000</b>	4.530	4.287	4.096	3.185	3.993	3.033	3.963	3.995	4.042	3.853	4.829	4.054	4.047	3.005	4.110	2.881	4.921	4.234
<b>2001</b>	4.489	4.224	4.020	3.215	3.966	3.108	4.056	3.928	4.135	3.937	4.783	4.206	3.924	2.989	4.132	3.000	4.948	4.330
<b>2002</b>	4.398	4.181	4.020	3.253	4.132	3.047	3.962	3.953	4.163	3.828	4.644	4.275	4.098	3.025	4.107	3.072	4.676	4.096
<b>2003</b>	4.468	4.341	4.113	3.306	4.081	3.028	4.104	4.260	4.288	3.869	4.687	4.288	4.187	3.076	4.316	3.111	4.756	4.230
<b>2004</b>	4.317	4.197	3.946	3.224	4.025	3.088	3.984	4.292	4.170	3.785	4.719	3.977	4.111	2.955	4.174	2.914	4.783	4.154
<b>2005</b>	4.378	4.147	3.997	3.210	3.993	3.045	4.115	4.224	4.248	3.671	4.738	4.178	4.028	2.972	4.203	3.017	4.916	4.297
<b>2006</b>	4.299	4.214	4.096	3.328	4.033	2.955	4.018	4.210	4.217	3.786	4.647	4.232	4.163	3.009	4.290	2.944	4.766	4.221
<b>2007</b>	4.317	4.189	4.022	3.256	3.948	3.083	3.939	4.191	4.263	3.847	4.596	4.315	4.090	3.054	4.294	2.984	4.753	4.178
<b>2008</b>	4.422	4.181	4.067	3.339	4.053	2.984	4.064	4.211	4.250	3.865	4.745	4.206	4.050	3.186	4.319	3.021	4.826	4.321
<b>2009</b>	4.275	4.231	3.984	3.195	3.963	2.904	3.954	4.153	4.087	3.915	4.751	4.174	4.046	2.961	4.199	2.897	4.751	4.162
<b>2010</b>	4.349	4.159	4.029	3.139	3.920	2.973	4.063	4.102	4.227	3.932	4.805	4.237	4.085	2.885	4.212	2.890	4.861	4.251
<b>2011</b>	4.264	4.188	3.956	3.211	4.025	3.041	4.062	4.179	4.138	4.025	4.865	4.330	4.181	3.011	4.218	2.945	4.876	4.317
<b>2012</b>	4.373	4.263	4.030	3.293	4.165	2.952	4.071	4.213	4.227	3.989	4.840	4.295	4.190	3.215	4.311	3.071	4.870	4.256
<b>2013</b>	4.296	4.238	4.030	3.264	4.125	3.030	4.081	4.183	4.169	4.067	4.718	4.285	4.056	3.155	4.215	2.984	4.769	4.185
<b>2014</b>	4.259	4.140	3.913	3.200	4.037	2.945	4.053	4.112	4.140	4.025	4.679	4.374	4.108	3.085	4.239	2.995	4.782	4.124
<b>Eagles</b>	526	2	8	3	8	14	7	13	4	60	98	10	6	5	3	9	43	3
<b>Birdies</b>	6599	989	1669	812	1706	2012	2049	1789	1385	3393	3838	1476	1718	1661	1039	2168	3165	1026
<b>Pars</b>	5131	7930	8748	8339	8888	8687	8329	8503	8053	7737	7607	8032	8618	9241	8226	8565	8382	8146
<b>Bogeys</b>	527	3572	2327	3543	2040	2024	2226	2303	3129	1506	1225	2979	2277	1896	3321	1972	1195	3403
<b>Doubles</b>	96	356	127	182	214	134	241	245	294	169	106	343	232	81	281	165	95	284
<b>Triple+</b>	9	39	9	9	32	17	36	35	23	23	14	48	37	4	18	9	8	26