

Table of Contents

Schedule of Events.....	2	2009 Memorial Tournament.....	37
The 2015 Memorial Tournament Honoree.....	3	2008 Memorial Tournament.....	39
The Captains Club.....	4	2007 Memorial Tournament.....	41
Categories of Eligibility.....	5	2006 Memorial Tournament.....	43
Memorial Golf Journalism Award.....	6	2005 Memorial Tournament.....	45
2015 Inductee.....	7	2004 Memorial Tournament.....	47
Helping the Youth of Ohio.....	8	2003 Memorial Tournament.....	49
Media Information.....	9	2002 Memorial Tournament.....	51
Golf Course Information.....	10	2001 Memorial Tournament.....	53
Memorial Records.....	11	2000 Memorial Tournament.....	55
Memorial Winners.....	12	1999 Memorial Tournament.....	57
Scoring Lows and Highs: 1976 – 2014		1998 Memorial Tournament.....	59
The Lows.....	13	1997 Memorial Tournament.....	61
The Highs.....	13	1996 Memorial Tournament.....	63
Amateur Records.....	13	1995 Memorial Tournament.....	65
Low Ringer Scores.....	14	1994 Memorial Tournament.....	67
High Ringer Scores.....	14	1993 Memorial Tournament.....	69
The Cut		1992 Memorial Tournament.....	71
Most Cuts Made.....	15	1991 Memorial Tournament.....	73
Consecutive Years Made Cut.....	15	1990 Memorial Tournament.....	75
Best Percentage Cuts Made vs. Appearances.....	15	1989 Memorial Tournament.....	77
Number of Repeat Players, First Time Entrants, and Cut Score.....	15	1988 Memorial Tournament.....	79
Memorial Mosts & Consecutives		1987 Memorial Tournament.....	81
Most Appearances.....	16	1986 Memorial Tournament.....	83
Most Top Ten Finishes.....	16	1985 Memorial Tournament.....	85
Most Rounds Par or Below.....	16	1984 Memorial Tournament.....	87
Consecutive Holes Played Without a Bogey.....	16	1983 Memorial Tournament.....	89
Mosts in Single Round.....	16	1982 Memorial Tournament.....	91
Consecutives in Single Round.....	17	1981 Memorial Tournament.....	93
Memorial Tournament Scoring Summary:		1980 Memorial Tournament.....	95
1976 – 2014.....	18	1979 Memorial Tournament.....	97
Hole Average & Rank by Year: 1976 – 2014.....	21	1978 Memorial Tournament.....	99
Top 50 Scoring Averages: 1976 – 2014.....	25	1977 Memorial Tournament.....	101
Top 50 Money Winners: 1976 – 2014.....	25	1976 Memorial Tournament.....	103
Year-By-Year History and Results.....	26	Position of Leaders by Rounds.....	105
2014 Memorial Tournament.....	27	Player Records.....	108
2013 Memorial Tournament.....	29	Scoring Averages and Money Winnings.....	157
2012 Memorial Tournament.....	31	Prize Money Distribution Chart.....	164
2011 Memorial Tournament.....	33	Black & White Logos/Notes.....	165
2010 Memorial Tournament.....	35	Notes.....	166

Schedule of Events

Monday, June 1	—	Practice Rounds
Tuesday, June 2	—	Practice Rounds
Wednesday, June 3	—	Practice Rounds
	—	Junior Golf Day
	—	Military Appreciation Day
	—	Nationwide Invitational at the Memorial (Official Pro-Am) 7:20 a.m.
	—	3:00 p.m.—Opening Ceremonies—Tournament Honoree: Sir Nick Faldo
	—	Journalism Honoree: Donald “Doc” Giffin
	—	4:30 p.m.—Jack Nicklaus Golf Clinic
	—	Jr. Golf Clinic—5:30 p.m., Safari Golf Club
Thursday, June 4	—	First Round, First Wave—8:00 a.m.—10:00 a.m. start* (Tees No. 1 and No. 10)
	—	First Round, Second Wave—12:30 p.m.—2:30 p.m. start* (Tees No. 1 and No. 10)
Friday, June 5	—	Second Round, First Wave—8:00 a.m.—10:00 a.m. start* (Tees No. 1 and No. 10)
	—	Second Round, Second Wave—12:30 p.m.—2:30 p.m. start* (Tees No. 1 and No. 10)
Saturday, June 6	—	Third Round—8:30 a.m. start*
	—	Complimentary Jack Nicklaus Ice Cream—11:00 a.m.—4:00 p.m.
Sunday, June 7	—	Final Round—8:30 a.m. start*
	—	Complimentary Pancake Breakfast—8:00 a.m.—10:00 a.m.
	—	Awards Ceremony Follows Play

*All Start Times Approximate



PRESENTED BY



Nationwide®

THE GOLF CHANNEL

Thursday, June 4	2:30 - 6:30 p.m.	(Thursday replay at 7:30 p.m.)
Friday, June 5	2:30 - 6:30 p.m.	(Friday replay at 9:00 p.m.)
Saturday, June 6	12:30 - 2:30 p.m.	(Saturday replay at 8:30 p.m.)
Sunday, June 7	12:00 - 2:00 p.m.	(Sunday replay at 8:00 p.m.)

CBS SPORTS and DIRECTV NETWORK

Saturday, June 6	3:00 - 6:00 p.m.
Sunday, June 7	2:30 - 6:00 p.m.



The 2015 Honoree

The Memorial Tournament is themed each year around a person who has played golf with conspicuous honor. This was Jack Nicklaus' idea as a contribution to perpetuating the achievements of the game's greatest players. The honoree is selected by the Captain's Club, a group of statesmen who act independently of the Tournament organization but who also advise on player invitations and the conduct of the event generally.



Sir Nick Faldo

When he was 14-years-old and was mesmerized watching the 1971 Masters Tournament on his parents' new color television, Nick Faldo had never picked up a golf club. But inspired by watching that broadcast and the exploits of Jack

Nicklaus, Faldo became an accomplished amateur player within just three years.

The rest, as they say, is history. Sir Nick Faldo made a smooth transition to the professional ranks in 1976 and went on to carve out a Hall of Fame career.

Faldo signaled just what kind of player he would become when he qualified for the Great Britain and Ireland Ryder Cup team in 1977 (the forerunner of the European team created in 1979). He was just 20-years-old, the youngest player ever to qualify for the biennial competition, and he would end up playing for Europe a record 11 times. He was a key member of the victorious 1987 Ryder Cup that triumphed for the first time on American soil at Muirfield Village Golf Club. His 25 points also is a record, and he later captained the 2008 Ryder Cup team.

Throughout the mid-1980s and '90s, Faldo became a true force in European golf. Chosen the Honoree for the 2015 Memorial Tournament presented by Nationwide, Faldo recorded more than 40 worldwide victories,

including three Masters and three Open Championship titles. He led the European Order of Merit on three occasions.

In 1996, the year of his final major victory at the Masters, Faldo instituted the Faldo Series to create opportunities through golf for young players and to develop tomorrow's champions. Today the Faldo Series hosts more than 7,000 players around the world with 40 events in 32 countries. Rory McIlroy and Yani Tseng, who have both risen to the top of their respective world rankings, are among those who have come through the Series. To further contribute to golf development, he recently opened the Faldo Golf Center at the Greenbrier Resort in West Virginia. His acclaimed teaching manual, *A Swing for Life*, was updated and re-published late in 2012.

Through the creation of Faldo Enterprises, among his burgeoning business successes include: Faldo Design, an international golf design business; Faldo Wines, a signature series of wines; and Claret & Green, a licensing division which includes "Claret & Green by Faldo," a clothing line available in national retail outlets.

He also serves as lead analyst for the Golf Channel's early-round coverage of the PGA TOUR and as lead analyst for CBS Sports on its weekend TOUR telecasts.

Born on July 18, 1957 in Welwyn Garden City, England, Faldo was honored with Knighthood in 2009, becoming only the second professional golfer to receive the honor. He also was awarded the MBE (Member of the British Empire) in 1988.

Sir Nick has four children and currently resides in Winter Park, Fla.

Memorial Tournament Honorees

1976 Robert T. Jones, Jr.	1993 Arnold Palmer	2004 Lee Trevino	2009 Jack Burke, Jr.
1977 Walter Hagen	1994 Mickey Wright	2004 Joyce Wethered	2010 Seve Ballesteros
1978 Francis Ouimet	1995 Willie Anderson	2005 Betsy Rawls	2011 Nancy Lopez
1979 Gene Sarazen	1995 John Ball	2005 Cary Middlecoff	2012 Tom Watson
1980 Byron Nelson	1995 James Braid	2006 Sir Michael Bonallack	2013 Raymond Floyd
1981 Harry Vardon	1995 Harold Hilton	2006 Charlie Coe	2014 Annika Sorenstam
1982 Glenna Collett Vare	1995 J.H. Taylor	2006 Lawson Little	Jim Barnes
1983 Tommy Armour	1996 Billy Casper	2006 Henry Picard	Joe Carr
1984 Sam Snead	1997 Gary Player	2006 Paul Runyan	Willie Park, Sr.
1985 Chick Evans	1998 Peter Thomson	2006 Denny Shute	2015 Sir Nick Faldo
1986 Roberto De Vicenzo	1999 Ben Hogan	2007 Mae Louise Suggs	Dorothy Campbell
1987 Tom Morris, Jr. & Sr.	2000 Jack Nicklaus	2007 Dow H. Finsterwald, Sr.	Jerome Travers
1988 Patty Berg	2001 Payne Stewart	2008 Tony Jacklin	Walter Truitt
1989 Sir Henry Cotton	2002 Bobby Locke	2008 Ralph Guldahl	
1990 Jimmy Demaret	2002 Kathy Whitworth	2008 Charles Blair Macdonald	
1991 Babe Zaharias	2003 William Cammack Campbell	2008 Craig Wood	
1992 Joseph C. Dey, Jr.	2003 Julius Boros	2009 JoAnne Carner	

The Captains Club

The Captains Club, an international group of authorities on the game of golf, has advised on the constitution and conduct of the Memorial Tournament since it was first played in 1976.

One of the Captains' main tasks is to select the person or persons in whose honor the Memorial Tournament is played each year. They have selected Annika Sorenstam as the 2014 honoree. All members of the Captains Club give of their time and advice on an honorary basis, and, as always, Memorial founder and host Jack Nicklaus and the Executive Committee are most grateful for their contributions to the Tournament's success.

Members of the Captains Club

Peter Alliss	Three-time British PGA Champion; eight-time Ryder Cup player; International television golf commentator
Judy Bell	Former USGA President
Peggy Kirk Bell	Noted player and teaching professional
Sir Michael Bonallack	Former Captain of the R&A
O. Gordon Brewer, Jr.	President of the Pine Valley Golf Club
The Hon. George Bush	Former President of the United States of America
Sir Sean Connery	Internationally acclaimed actor and golf enthusiast
Richard H. Grimm	Former Director of the Canadian Open; Former President RCGA
Trey Holland	Former President of the USGA (2000-02)
Tony Jacklin	1969 British Open and 1970 U.S. Open Champion. Member of the World Golf Hall of Fame
Ken Lindsay	Former President of the PGA of America
H. Colin Maclaine	Former Captain of R&A
Charles S. Mechem, Jr.	Former Commissioner of the LPGA
Will F. Nicholson, Jr.	Former USGA President
Barbara B. Nicklaus	Recognized as the "First Lady of Golf" and a tireless worker for charitable causes
Andy North	1978 and 1985 U.S. Open Champion; currently a television golf analyst
Hisamitsu Ohnishi	Leader in the development of Japan's professional golf tour
Arnold Palmer	Winner of eight major championships; Member of World Golf Hall of Fame
Gary Player	Third of four golfers to capture each of the modern grand slam titles; Prominent international ambassador of golf
Judy Rankin	Winner of 26 LPGA events; member of the World Golf Hall of Fame and currently a television golf analyst
Fred S. Ridley	Former U.S. Amateur Champion and past President of the USGA (2004-2005)
Johann Rupert	Chairman of the South African Tour and Chairman of the South African Golf Development Board
Carol Semple Thompson	Former member of the USGA Executive Committee
Tom Watson	Hall of Fame golfer and eight-time major champion; ardent supporter of junior golf development

Retired Captains

William C. Battle, James Ray Carpenter, William J. Patton

Deceased Captains

W. Ronald Alexander, John D. Ames, J. Paul Austin, William C. Campbell, Sir John Carmichael, Howard L. Clark, Bing Crosby, Joseph C. Dey, Jr., Charles Evans, Jr., The Honorable Gerald R. Ford, William Ward Foshay, Isaac B. Grainger, Hord Hardin, Jay Hébert, Totten P. Heffelfinger, Bob Hope, Frederick E. Jones, George H. Love, Dave Marr, Gerald H. Micklem, John D. Montgomery, Sr., Byron Nelson, James L. O'Keefe, Eugene Pulliam, Bernard H. Ridder, Jr., Clifford Roberts, Gene Sarazen, Harton S. Semple, Sir Iain Stewart, Philip H. Strubing, E. Morgan Taylor, Jr., Richard Taylor, Robert W. Willits, Herbert Warren Wind, John W. Winters, Jr.

Categories of Eligibility for Memorial Tournament Invitation

Eligible players in the 120-player field are:

- Winners of the Memorial Tournament prior to 1997 and winners of the Memorial Tournament in the last five seasons (2010-2014)
- Winners of THE PLAYERS Championship and Masters Tournament in the last five seasons (2011 to 2015).
- Winners of the U.S. Open, The Open Championship and PGA Championship in the last five seasons (2010-2014).
- Winners of the TOUR Championship in the last three seasons (2012-2014).
- Winners of the WGC-Match Play Championship and WGC Cadillac Championship in the last three seasons (2013-2015).
- Winners of the WGC-Bridgestone Invitational in the last three seasons (2012-2014).
- Winner of the WGC-HSBC Champions in 2012, if he was a PGA TOUR member at the time of his victory. Winners of the 2013 and 2014 WGC-HSBC Champions.
- Winners of PGA TOUR cosponsored or approved tournaments, whose victories are considered official, since the previous season's Memorial Tournament.
- Playing members of the last-named U.S. and European Ryder Cup teams (2014).
- Playing members of the last-named U.S. and International Presidents Cup teams (2013).
NOTE: Unrestricted sponsor exemptions will be reduced by an equal number for each nonmember that qualifies for the event via this category.
- Winner of the 2014 U.S. Amateur Championship. (Note: Such player may turn professional and still be eligible for the exemption.)
- Winner of the 2014 British Amateur Championship. (Note: Such player may turn professional and still be eligible for the exemption.)
- Up to four players selected by the tournament from among the money leaders on the PGA European Tour, Asian Tour, Australasian Tour, Sunshine Tour and Japan Golf Tour official money lists.
- Up to fourteen sponsor exemptions, restricted as follows:
 - Six from among the current season's PGA TOUR membership.
 - Two from among the 2014 Top Finishers of the Web.com Tour.
 - Six "unrestricted".**NOTE:** Players requesting sponsor exemptions should do so by March 31.
- The top 50 players from the Official World Golf Ranking through completion of the Crowne Plaza Invitational at Colonial.
- The top 70 players from the 2013-2014 FedExCup Points List.
- Members in the Top 125-Nonmembers category whose points on the Non-WGC FedExCup Points List for Non-Members for the previous season equals or exceeds the amount of FedExCup points earned by the player finishing in 70th position on the 2013-2014 FedExCup Points List.
- The top 70 players from the 2014-2015 FedExCup Points List through the completion of the Crowne Plaza Invitational at Colonial.
- The Division I College Player of the Year from 2013 (the Jack Nicklaus Award), as selected by the Golf Coaches Association of America. (Note: Such player may turn professional and still be eligible for the exemption.)
- If necessary to complete a field of 120 players, PGA TOUR members beyond 70th position from both the 2014-2015 FedExCup Points List through the Crowne Plaza Invitational at Colonial and the 2013-2014 FedExCup Points List on an alternating basis beginning with the current season FedExCup Points List and in order of their positions on such FedExCup Points List (i.e., 71st player from current season's FedExCup Points List, 71st player from prior season's FedExCup Points List, 72nd player from current season's FedExCup Points List, and so on).

Memorial Golf Journalism Award

The Memorial Golf Journalism Award was created to honor and pay tribute to golf journalists, electronic as well as print media and broadcast, who have served their profession with conspicuous honor and made a major contribution and impact on golf journalism.

Herb Graffis was the initial recipient in 1982, along with Bernard Darwin, O.B. Keeler, Henry Longhurst and Grantland Rice. Plaques hang permanently in the Media Center highlighting the careers and achievements of each recipient.

Each year's recipient is chosen by a highly esteemed panel of American and British golf journalists including: **Dave Anderson**, *The New York Times*; **Bob Baptist**, former *Columbus Dispatch* reporter; **Jaime Diaz**, *Golf World*; **Larry Dorman**, PGATOUR.com; **Doug Furguson**, *The Associated Press*; **Dave Hackenberg**, *Toledo Blade*; Melanie **Hauser**, secretary-treasurer of the Golf Writers Association of America; **Dan Jenkins**, *Golf Digest*; **Kaye Kessler**, former GWAA president; **Vartan Kupelian**, PGATOUR.com; **Renton Laidlaw**, secretary-treasurer of the BGWA; **Michael McDonnell**, past president of the British Golf Writers Association; **Marino Parascenzo**, former GWAA president; **Tom Place**, former director of PGA TOUR Information; **Jimmy Roberts**, NBC Sports; **Tim Rosaforte**, *Golf World*; **Dave Shedloski**, editorial director of *The Memorial Magazine*; **Jerry Tarde**, *Golf Digest*; **Scott Tolley**, former journalist and golf publicist..

Past Recipients

1982	Herb Graffis Bernard Darwin O.B. Keeler Grantland Rice Henry Longhurst	1999	Bob Drum Ronald Heager Peter Ryde Lincoln A. Werden
1983	Pat Ward-Thomas Charles A. Bartlett	2000	Dave Anderson Renton Laidlaw Nick Seitz
1984	Tom Scott Herbert Warren Wind	2001	Leonard Kamsler Michael McDonnell Tom Ramsey Robert Sommers
1985	Charles Price	2002	Kaye Kessler
1986	Will Grimsley	2003	Al Barkow
1987	Leonard Crawley	2004	Marino Parascenzo
1988	Bob Harlow	2005	Jim McKay
1989	William D. Richardson	2006	Sadao Iwata
1990	Percy Huggins	2007	Frank Chirkinian
1991	Dick Taylor	2008	Ken Bowden
1992	Jack Whitaker	2009	David "Dai" Davies Tom Place
1993	Peter Dobereinier	2010	Ron Green, Sr.
1994	Dan Jenkins	2011	Art Spander
1995	Jim Murray	2012	Bob Verdi
1996	Bob Green	2013	Dave Kindred
1997	Furman Bisher	2014	Jaime Diaz
1998	Michael Williams		

2015 Inductee



Donald W. (Doc) Giffin

Crafton, Pennsylvania (November 18, 1928)

Before he began his long career as personal assistant to golf legend Arnold Palmer, Donald W. (Doc) Giffin cut his journalism teeth as a newspaperman and as traveling press secretary for the PGA of America.

Giffin got his first taste of journalism by helping out on his hometown weekly newspaper, the Crafton-Ingram Times, and that helped him earn a scholarship to attend the University of Pittsburgh. He was a political science major, but his fortunes took a turn when he landed a spot on the sports staff of the student newspaper, The Pitt News. "I fell in love with it," says Giffin, who later became the publication's sports editor and editor. "I decided that was what I was going to be."

After graduating in 1950, he was briefly employed by United Press before being drafted into the Army during the Korean War. Following a two-year military stint, Giffin joined the now-defunct Pittsburgh Press, where he worked for nine years, including seven in the sports department. In 1962, he went to work as press secretary on the field staff of the PGA's tournament division, a job

that required, among other duties, coordination of player interviews. As a result, he spent a lot of time in the company of Palmer, who was continually in demand by the media.

When Palmer sought to hire a personal assistant to handle his growing business and media responsibilities in 1966, he tapped Giffin, who still fills the role to this day. "You'd have a hard time writing up a job description," Giffin says. "It's always been, 'When something comes up, deal with it.'"

Because of his long involvement in golf, the Western Pennsylvania Golf Association recognized Giffin in 1999 as one of its 100 History Makers. He also is a recipient of the Tri-State Section of the PGA of America Distinguished Service Award and was inducted into its Hall of Fame. In 2009, he received the Winnie Palmer Award of the Metropolitan Golf Writers Association and the Harold A. Stewart Award of Adams Memorial Library. The Latrobe Laurel Valley Community Chamber of Commerce honored him with its 2014 Community Service Award.

Married since 1977 to Bernadette (Bunny) Horwat, a Latrobe native, Giffin has two stepdaughters and a granddaughter.

Inducted — June 3, 2015



Plaques of The Memorial Golf Journalism Award recipients are prominently displayed in The Memorial Tournament Media Center.

the Memorial Tournament...Helping the Youth of Ohio and Beyond



2014 Check Passing Ceremony

Left to Right: Dr. Steve Allen (CEO Nationwide Children's Hospital), Elizabeth Sopko (Leaderboards Chair), Christina Copeland (Bears for Children Chair), Marcy Williams (2015 Women's Division Committee Elect), Patty Dixon (Cub Care Chair), Paula Brose (2015 Women's Division Committee Advisor), Anne Bogenrief (Hospitality Chair), Stephanie Doberty (2014 Women's Division Committee Advisor), Paula Ferguson (2016 Women's Division Committee Chair Elect), Dan Sullivan (Executive Director of the Memorial Tournament)

Youth is being served in Central Ohio and beyond.

To that worthy endeavor, the Memorial Tournament presented by Nationwide is a regular and enthusiastic contributor.

Each year, a portion of the proceeds from the Tournament is passed on to Central Ohio charities, principally Nationwide Children's Hospital. The total contribution has passed \$24 million with over \$16 million through 2014 going to Nationwide Children's.

In June of 2010 a new charitable alliance was announced among the Memorial Tournament, Nationwide Children's Hospital and Nicklaus Children's Health Care Foundation. The new alliance establishes Nicklaus Children's Health Care Foundation as a lead charity of the Memorial Tournament and supporter of Nationwide Children's Hospital. The relationship enables the Memorial to increase its long-standing support and promotion of Nationwide Children's Hospital and the Memorial Tournament Neonatal Intensive Care Unit (NICU), while combining the strengths of three very powerful organizations, all for the benefit of Central Ohio pediatric care.

Advancing pediatric care in the Memorial Tournament NICU is already evident with its family-centered environment that provides the finest medical care for premature and sick infants. The NICU is one of the largest neonatal networks in the country and was ranked by *U.S. News* and *World Report* as one of "America's Best" in Neonatal Care and Services. Rigorously trained neonatologists, advanced practice nurses and therapists utilize an interdisciplinary care approach to diagnose and treat patients suffering from complex birth defects, respiratory distress and metabolic diseases. This combined expertise makes the Memorial Tournament NICU one of the finest in the nation.



Media Information

Please direct all media requests and correspondence to Tom Sprouse, Director of Communications, the Memorial Tournament, 5760 Memorial Dr., Dublin, OH 43017. The Tournament fax number is (614) 889-6026. The Tournament office telephone number is (614) 889-6700.

Media

Requests will only be honored from accredited media outlets. Credential Requests may be completed by visiting www.pgatourmedia.com. Space in the Media Center is always a primary consideration when granting requests for credentials. Therefore, no Media Center credentials will be available for non-working members of an organization.

Media Center

The Media Center is located on the ground floor level of the Memorial Tournament Pavilion. The entrance to the Media Center is located on the service road side of the Pavilion.

The Media Center Registration Desk will be open beginning at 7:30 a.m. Monday, June 1, 2015. The Registration Desk, located just inside the doors of the Media Center, is headquarters for Media Information, the Media Director, credential pickup and the Media Message Center.

Photojournalism Room

The Memorial Tournament Photojournalism Room is located on the main floor of the Memorial Tournament Pavilion, adjacent to the Media Center. Access to the Photojournalism Room will be granted through the main Media Center Registration Desk. The room has been designed to cater to the needs of today's photojournalist with access to wireless networking for internet/e-mail access, PGA TOUR scoring terminals, lockers and seating available upon request. *Note:* Seating in the Photojournalism Room is limited and will be assigned on a first come, first serve basis.

Inside/Outside the Ropes Access

Inside/outside the ropes access is issued expressly by the PGA TOUR. Photographers must display an inside/outside the ropes credential in a visible location at all times. This will allow photographers access to the golf course with their photography equipment. Those with inside the ropes access are to be no more than one arm-length inside the ropes. Credentials will be issued to photographers of major daily newspapers, major golf publications, and cameramen (only) of television stations. Credentials may be obtained at the PGA TOUR desk located inside the Media Center.

Inside the ropes access will be issued to writers of major daily newspapers and major golf publications. Credentials may be obtained at the PGA TOUR desk located inside the Media Center.

Radio

A limited number of partitioned radio broadcast booths are available in the Media Center on a first come, first serve basis.

Food and Drink Service

Soft drinks, coffee, water and food will be available to members of the *Working Media* in the Media Lounge, located adjacent to the Media Center and open air Pavilion. The Media Lounge will open each morning at 8:00 a.m. with a continental breakfast. Lunch will be available between 11:00 a.m. and 2:00 p.m. with snacks available beginning at 4:00 p.m. *Note:* Only properly credentialed Media will be permitted in the Media Lounge.

Parking

A limited number of parking spaces are available for members of the media in the clubhouse lot. Additional media parking spaces are available in the media lot (Lot A).

Tournament Directory

Memorial Tournament Contacts

Jack Nicklaus II	General Chairman	(614) 889-6786
Dan Sullivan	Executive Director	(614) 889-6781
Chris Stiffler	Tournament Administrator	(614) 889-6704
Susan Hosket	Director of Sales	(614) 889-6783
Heather Baxter	Director of Marketing and Community Relations	(614) 889-6786
Tom Sprouse	Director of Communications	(614) 889-6791
Denise McBride	Tournament Coordinator	(614) 889-6820
Pat Ross	Marketing Coordinator	(614) 889-6821
Mary Peterson	Executive Assistant	(614) 889-6819
Nicholas LoRocca	General Manager	(614) 889-6800
Paul Latshaw	Director of Grounds Operations	(614) 889-6780
Larry Dornisch	Head Golf Professional	(614) 889-6701

PGA TOUR Contact

Ty Votaw	Executive Vice President and Chief Marketing Officer	(904) 285-3700
Dave Lancer	Director of Information	(904) 285-3700
Laura Neal	Vice President Communications	(904) 285-3700
Denise Taylor	Manager, Media Relations	(904) 285-3700
Joel Schuchmann	Senior Director Communications	(904) 285-3700

Nationwide Children's Hospital Contact

Donna Teach	(614) 722-4587
-------------	----------------

Media Center (Tournament Week)

Registration Desk	(614) 889-6791/6792/6793/6794
Scores, Tee Times	(614) 889-6791

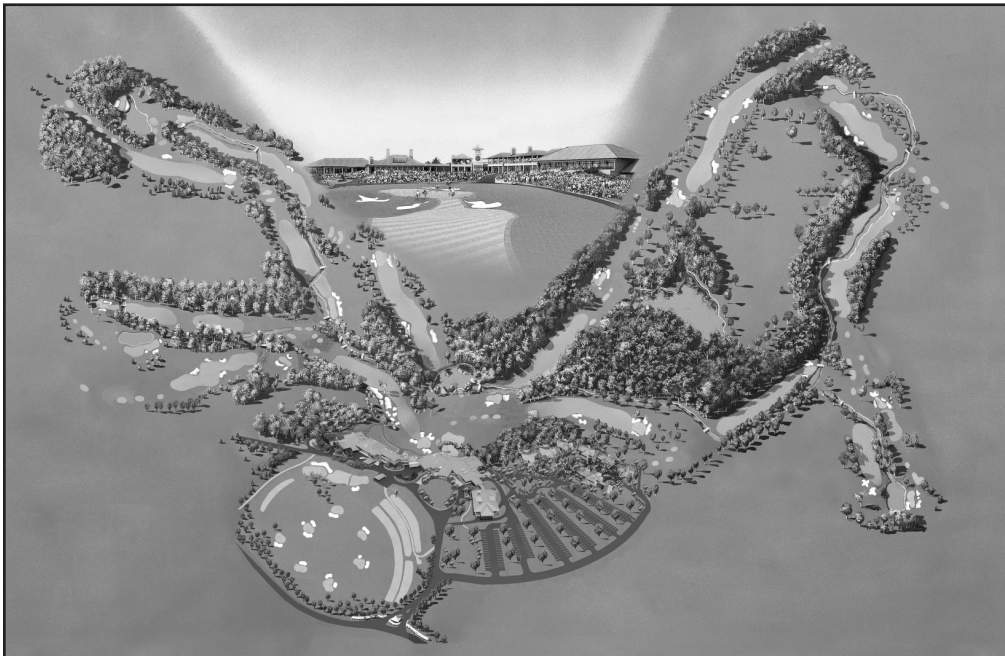
Muirfield Village Golf Club

Muirfield Village Golf Club was the dream and work of Jack Nicklaus. The land was acquired in 1966, but construction did not begin until July 28, 1972. The golf course is situated on 220 acres, which includes an 11-acre driving range. The course was officially dedicated on Memorial Day, May 27, 1974, with an exhibition match between Nicklaus and Tom Weiskopf. Nicklaus scored a six-under par 66, which stood as the course record until 1979.

The 18-hole layout played at 6,978 yards in its original form, but is 7,392 at present. It had 77 bunkers, a number since decreased to 73, and water can be a hazard on 14 holes. A Columbus Pro-Am on August 11, 1975 was the first event held at Muirfield, and the first Memorial Tournament was played in May, 1976. The course has also hosted the 1986 U.S. Junior Amateur, the 1987 Ryder Cup Matches, the 1992 United States Amateur Championship, the 1995 Wendy's Three-Tour Challenge, the 1998 Solheim Cup Matches, and The Presidents Cup 2013.

1976-2014 HOLE-BY-HOLE AVERAGES


HOLE	PAR	AVERAGE	CHANGE	RANK
1	4	4.131	0.131	8
2	4	4.180	0.180	2
3	4	4.068	0.068	14
4	3	3.167	0.167	3
5	5	4.755	-0.245	17
6	4	4.099	0.099	12
7	5	4.783	-0.217	16
8	3	3.084	0.084	13
9	4	4.114	0.114	11
OUT	36	36.380	-	
10	4	4.156	0.156	5
11	5	4.909	-0.091	15
12	3	3.143	0.143	7
13	4	4.119	0.119	10
14	4	4.127	0.127	9
15	5	4.690	-0.310	18
16	3	3.146	0.146	6
17	4	4.158	0.158	4
18	4	4.241	0.241	1
IN	36	36.689		
TOTAL	72	73.069		



1976 - 2014

Memorial Tournament Records

The highs, lows and other numbers of importance
covering the years 1976 through 2014.



John Huston set the Muirfield Village Golf Club
course record when he shot a 61 during the
second round of the 1996 Memorial.

Memorial Winners

Year	Winner	Scores	Runner Up, Total
2014	Hideki Matsuyama	70-67-69-69=275*	Kevin Na – 275
2013	Matt Kuchar	68-70-70-68=276	Kevin Chappell – 278
2012	Tiger Woods	70-69-73-67=279	Andres Romero – 281
			Rory Sabbatini – 281
2011	Steve Stricker	68-67-69-68=272	Matt Kuchar – 273
			Brandt Jobe – 273
2010	Justin Rose	65-69-70-66=270	Rickie Fowler – 273
2009	Tiger Woods	69-74-68-65=276	Jim Furyk – 277
2008	Kenny Perry	66-71-74-69=280	Jerry Kelly – 282
			Justin Rose – 282
			Mathew Goggin – 282
			Mike Weir – 282
2007	K.J. Choi	69-70-67-65=271	Ryan Moore – 272
2006	Carl Pettersson	69-67-69-71=276	Zach Johnson – 278
			Brett Wetterich – 278
2005	Bart Bryant	69-69-66-68=272	Fred Couples – 273
2004	Ernie Els	68-70-66-66=270	Fred Couples – 274
2003	Kenny Perry	65-68-70-72=275	Lee Janzen – 277
2002	Jim Furyk	71-70-68-65=274	John Cook – 276
			David Peoples – 276
2001	Tiger Woods	68-69-68-66=271	Paul Azinger – 278
2000	Tiger Woods	71-63-65-70=269	Ernie Els – 274
			Justin Leonard – 274
1999	Tiger Woods	68-66-70-69=273	Vijay Singh – 275
1998	Fred Couples	68-67-67-69=271	Andrew Magee – 275
1997	Vijay Singh	70-65-67 =202†	Greg Norman – 204
			Jim Furyk – 204
1996	Tom Watson	70-68-66-70=274	David Duval – 276
1995	Greg Norman	66-70-67-66=269	Three Tied – 273
1994	Tom Lehman	67-67-67-67=268	Greg Norman – 273
1993	Paul Azinger	68-69-68-69=274	Corey Pavin – 275
1992	David Edwards	71-65-70-67=273*	Rick Fehr – 273
1991	Kenny Perry	70-63-69-71=273*	Hale Irwin – 273
1990	Greg Norman	73-74-69 =216†	Payne Stewart – 217
1989	Bob Tway	71-69-68-69=277	Fuzzy Zoeller – 279
1988	Curtis Strange	73-70-64-67=274	Hale Irwin – 276
			David Frost – 276
1987	Don Pooley	70-67-65-70=272	Curt Byrum – 275
1986	Hal Sutton	68-69-66-68=271	Don Pooley – 275
1985	Hale Irwin	68-68-73-72=281	Lanny Wadkins – 282
1984	Jack Nicklaus	69-70-71-70=280*	Andy Bean – 280
1983	Hale Irwin	71-71-70-69=281	Ben Crenshaw – 282
			David Graham – 282
1982	Raymond Floyd	74-69-67-71=281	Four Tied – 283
1981	Keith Fergus	71-68-74-71=284	Jack Renner – 285
1980	David Graham	73-67-70-70=280	Tom Watson – 281
1979	Tom Watson	73-69-72-71=285	Miller Barber – 288
1978	Jim Simons	68-69-73-74=284	Bill Kratzert – 285
1977	Jack Nicklaus	72-68-70-71=281	Hubert Green – 283
1976	Roger Maltbie	71-71-70-76=288*	Hale Irwin – 288
	* won in playoff		

† final round cancelled due to weather

Scoring Lows & Highs: 1976 - 2014

The Lows

Record	Score	Player, Round/Year
Low First Round	63	Rory McIlroy (2014)
Low Second Round	61	John Huston (1996)
Low Third Round	62	Ricky Barnes (2010)
Low Fourth Round	63	Kenny Perry (2007)
Low Front Nine	29	John Huston, 2/96 Mark Wilson, 3/07 Aaron Baddeley, 1/14
Low Back Nine	29	Bobby Wadkins, 1/77
Low 18 Holes	61	John Huston, 2/96
Low 36 Holes	131	Rickie Fowler, 2/10 Scott Hoch, 2/87
Low 54 Holes	198	Scott Hoch, 3/87
Low 72 Holes	268	Tom Lehman (1994)
Low Back to Back Rounds	63-65=128	Tiger Woods, 2 & 3/00

The Highs

Record	Score	Player, Round/Year
High Front Nine	46	Alejandro Larrazabal, 1/03 Fred Ridley, 2/76 Bill Kratzert, 1/86 Bob Lohr, 2/88 Andy North, 2/88 Eric Meeks, 1/89 Hunter Haas, 2/00 Mark Calcavecchia, 2/08
High Back Nine	50	Roger Maltbie, 2/79
High 18 Holes	92	Roger Maltbie, 2/79
High 36 Holes	168	Dale Douglass, 2/76
High 54 Holes	239	Gary Koch, 3/76
High 72 Holes	320	Leonard Thompson, 4/76

Amateur Records

Record	Score	Player, Round/Year
Low Amateur	74-71-73-72=290	Luke Donald (2000)
Low 18 by Amateur	69	Bobby Clampett, 3/80 Reinier Saxton, 1/09
Best Finish by Amateur	T35	Jim Holtgrieve (1981)

Low Ringer Scores			
Hole	Par	Low Score	Player, Round/Year
1	4	2	Charles Howell III, 2/13 Ray Floyd, 2/84 Jack Renner, 4/85 David Edwards, 2/92 Mike Weir, 3/03 Shaun Michael, 4/04 Woody Austin, 4/04 Chad Collins, 3/10 Roger Mackay, 2/88 Phil Mickelson, 2/91 Frank Lickliter, 2/98 Chris Riley, 2/01 Steve Stricker, 3/11 Dan Pohl, 2/81 Tim Simpson, 2/82 Arnold Palmer, 1/83 John Cook, 2/90 Bill Glasson, 3/90 Payne Stewart, 1/90 Craig Stadler, 1/95 Justin Rose, 1/08 Charles Howell III, 1/14 Justin Thomas, 2/14 Tim Simpson, 1/79 Clarence Rose, 3/86 Fred Wadsworth, 1/87 Lanny Wadkins, 3/93 Jim Furyk, 3/02 David Toms, 3/05 150 Players Bill Kratzert, 4/80 David Graham, 1/85 Mac O'Grady, 1/87 Camilo Villegas, 2/13 Steve Stricker, 1/96 Jeff Sluman, 2/98 Kenny Perry, 4/07 Carlos Franco, 2/99 Gibby Gilbert, 4/79 Bob Tway, 1/94 Justin Leonard, 3/00 John Senden, 4/10 Steve Stricker, 2/11 Steve Pate, 3/87
2	4	2	
3	4	2	
4	3	1	
5	5	3	
6	4	2	
7	5	2	
8	3	1	
9	4	2	
Out	36	17	
10	4	2	Hale Irwin, 2/91 Michael Allen, 3/93 K.J. Choi, 1/07 Peter Teravainen, 2/97 Mike Sullivan, 1/81 Bob Tway, 3/94 Steve Flesch, 2/00 Hal Sutton, 2/01 Tom Pernice Jr., 2/04 Andrew Magee, 2/02 Hunter Haas, 2/11 Dustin Johnson, 3/12 Tom Kite, 2/79 Dan Halldorsen, 3/86 Kenny Knox, 2/88 Wayne Grady, 3/89 Gene Sauers, 3/89 Robert Gamez, 3/91 Jeff Maggert, 4/94 Donnie Hammond, 4/95 Frank Nobilo, 1/99 Stuart Cink, 1/01 Robert Allenby, 2/01 Tim Herron, 2/01 Len Matiace, 2/01 Brad Faxon, 1/04 Jerry Kelly, 3/07 Nathan Green, 1/08 Andrew Svoboda, 2/14
11	5	2	
12	3	1	
13	4	2	
14	4	2	

Low Ringer Scores (continued)			
Hole	Par	Low Score	Player, Round/Year
14	4	2	D.A. Points, 3/10
15	5	2	Bobby Wadkins, 1/93
16	3	1	Loren Roberts, 2/90 Kenny Perry, 2/91 Joe Ozaki, 4/96 Billy Casper, 1/79 Lou Graham, 3/81 Hubert Green, 1/83 Ed Fiori, 4/89 Bubba Watson, 2/09
17	4	2	Gil Morgan, 3/82 Larry Mize, 4/96 Scott McCarron, 2/04 Ted Purdy, 2/04 Ryuji Imada, 4/07 Ian Poulter, 2/08 Ken Duke, 2/13
18	4	2	
In	36	16	
Total	72	33	

High Ringer Scores			
Hole	Par	High Score	Player, Round/Year
1	4	8	Rex Caldwell, 3/79 Al Geiberger, 3/82 Bo Hoag, 2/12 Lucas Glover, 3/14 Dan Forsman, 1/89 Robert Gamez, 3/93 Fred Ridley, 2/76 Bill Rogers, 2/77 Brad Bryant, 2/81 Lon Hinkle, 2/86 Per-Ulrik Johansson, 3/99 Robert Friend, 3/99 Roger Maltbie, 1/00 Alejandro Larrazabal, 1/03 Kevin Stadler, 3/06 Tommy Aaron, 1/79 Mark McCumber, 1/79 Mike Gove, 1/81 Rex Caldwell, 2/82 Jim Hallet, 1/89 Aaron Baddeley, 3/04 Vaughn Taylor, 4/08 George Burns, 3/80 5 Players George Cadle, 2/76 David Graham, 3/76 Ben Crenshaw, 2/85 Andy North, 2/88 Scott McCarron, 3/09 Nick Watney, 2/10
2	4	9	
3	4	12	
4	3	7	
5	5	9	
6	4	8	
7	5	10	
8	3	6	
9	4	8	
Out	36	77	
10	4	8	Ron Streck, 1/81
11	5	12	Fulton Allem, 4/88
12	3	10	Payne Stewart, 4/98
13	4	10	James Driscoll, 1/09
14	4	9	Gil Morgan, 4/76 Mike Morley, 3/77 Gil Morgan, 3/78 John Schroeder, 3/78 Jim Simons, 2/90 Mark McCumber, 2/79 Johnny Miller, 4/82 Sam Snead, 1/82 Morris Hatalsky, 2/84 John Daly, 1/06 John Daly, 1/99 Camilo Villegas, 3/12
15	5	11	
16	3	12	
17	4	8	
18	4	10	
In	36	88	
Total	72	165	

The Cut

Most Cuts Made

		Cuts Made	Appearances	%
1.	Jay Haas	27	29	93.10
2.	Jack Nicklaus	22	30	73.33
3.	John Cook	20	24	83.33
4.	Peter Jacobsen	20	23	86.96
	Curtis Strange	20	23	86.96
6.	Scott Hoch	19	20	95.00
	Kenny Perry	19	22	86.40
	Davis Love III	19	23	82.61
	Craig Stadler	19	24	79.17
10.	Hale Irwin	18	19	94.74
	Paul Azinger	18	21	85.71
	Mark Calcavecchia	18	24	75.00
	Ernie Els	19	21	90.48
	Bob Tway	18	23	78.26
14.	Bruce Lietzke	17	19	89.47
	Gil Morgan	17	19	89.47
	Mark O'Meara	17	24	70.83
	Lanny Wadkins	17	20	85.00
	Tom Watson	17	20	85.00
	Fuzzy Zoeller	17	25	68.00

Consecutive Years Made Cut (max. 1 year DNP)

		Cuts Made	Appearances
1.	Scott Hoch	17	1981 - 97
	Kenny Perry	17	1993 - 09 (DNP-2006)
	Stewart Cink	17	1998 - 14
4.	Hale Irwin	16	1976 - 91
5.	Curtis Strange	15	1983 - 97
	Jim Furyk	15	1995 - 10 (DNP-2004)
7.	Ernie Els	14	1994 - 07
8.	Brad Faxon	13	1993 - 06 (DNP-1999)
	Landy Wadkins	13	1979 - 91
	Kyoung-Ju Choi	13	2002 - 14
11.	Jay Haas	12	1990 - 01
	Jack Nicklaus	12	1976 - 87
	Tom Purtzer	12	1977 - 88
	Payne Stewart	12	1982 - 93
	Gil Morgan	12	1976 - 88
16.	Hubert Green	11	1976 - 87 (DNP-1982)
	David Frost	11	1987 - 01 (DNP-2000)
	Bob Murphy	11	1976 - 87 (DNP-1978)
	David Edwards	11	1992 - 03 (DNP-2001)

Best Percentage Cuts Made vs. Appearances (Minimum 5 Appearances)

		Cuts Made	Appearances	%
1.	Tiger Woods	14	14	100
2.	Johnny Miller	10	10	100
3.	Jim Colbert	7	7	100
	Bob Estes	7	7	100
	Peter Lonard	7	7	100
	Charl Schwartzel	7	7	100
7.	Joe Inman	6	6	100
	Nick O'Hern	6	6	100
	David Peoples	6	6	100
	Victor Regalado	6	6	100
11.	Terry Diehl	5	5	100
	J.P. Hayes	5	5	100
	J.L. Lewis	5	5	100
	Paul Casey	5	5	100

Number of First Time Entrants, Repeat Players and Cut Score

Year	Total Players	1st Time Players	Repeat Players	Cut Score	Year	Total Players	1st Time Players	Repeat Players	Cut Score
1976	92	92	0	157	1996	110	17	93	147
1977	102	39	63	153	1997	105	18	87	148
1978	105	21	84	149	1998	104	16	88	145
1979	105	22	83	157	1999	105	17	88	148
1980	91	9	82	150	2000	105	18	87	148
1981	91	16	75	152	2001	104	18	86	147
1982	102	16	86	149	2002	105	18	87	146
1983	98	13	85	150	2003	104	19	85	146
1984	103	14	89	151	2004	105	21	84	148
1985	99	16	83	150	2005	105	19	86	146
1986	102	13	89	146	2006	106	15	91	148
1987	107	26	81	146	2007	106	22	84	146
1988	102	12	90	149	2008	120	23	97	150
1989	117	13	104	150	2009	122	21	101	148
1990	108	13	95	157	2010	120	26	94	145
1991	103	17	86	148	2011	120	18	102	145
1992	113	21	92	145	2012	120	22	98	148
1993	114	14	100	145	2013	120	25	95	148
1994	113	16	97	148	2014	120	21	99	145
1995	113	9	104	145					

Memorial Mosts & Consecutives

Most Appearances in Tournament

1. Jack Nicklaus	30	Mark O'Meara	24
2. Jay Haas	29	Craig Stadler	24
3. Roger Maltbie	27	Kenny Perry	24
4. Fuzzy Zoeller	25	10. Peter Jacobsen	23
5. Mark Calcavecchia	24	Curtis Strange	23
John Cook	24	Bob Tway	23
		Davis Love III	23

Most Top Ten Finishes

1. Jay Haas	9	7. Paul Azinger	6
		Stewart Cink	6
2. Tiger Woods	8	Fred Couples	6
		Ernie Els	6
3. Payne Stewart	7	Jim Furyk	6
David Frost	7	Scott Hoch	6
Greg Norman	7	Hale Irwin	6
Tom Watson	7	Jack Nicklaus	6
		Lanny Wadkins	6
		Vijay Singh	6

Most Rounds Par or Below

1. Jay Haas	68	14. Craig Stadler	44
2. Kenny Perry	55	Payne Stewart	44
3. Stewart Cink	52	Jack Nicklaus	44
4. Ernie Els	51	Bob Tway	44
5. Tom Watson	49	18. Paul Azinger	43
Vijay Singh	49	Curtis Strange	43
7. Jim Furyk	48	Fuzzy Zoeller	43
8. Mark Calcavecchia	47	21. David Frost	41
9. Scott Hoch	46	Hale Irwin	41
John Cook	46	Tom Lehman	41
Peter Jacobsen	46	24. Brad Faxon	40
12. Fred Couples	45	Bruce Lietzke	40
Tiger Woods	45	Larry Mize	40

Consecutive Holes Played Without a Bogey

1. John Cook	74*	5. Kenny Perry	50
2. Scott Hoch	68	6. Larry Nelson	48
3. David Frost	51		
Bob Tway	51		

*From Hole 8, 3/93 through Hole 9, 3/94

Mosts in a Single Round

Most Aces RD/YR

1	Tim Simpson	1/79
	Gibby Gilbert	4/79
	Mike Sullivan	1/81
	Clarence Rose	3/86
	Fred Wadsworth	1/87
	Loren Roberts	2/90
	Kenny Perry	2/91
	Lanny Wadkins	3/93
	Bob Tway	1/94
	Bob Tway	3/94
	Joe Ozaki	4/96
	Steve Flesch	2/00
	Justin Leonard	3/00
	Hal Sutton	1/01
	Jim Furyk	3/02
	Tom Perice Jr.	2/04
	David Toms	3/05
	John Sender	4/10
	Steve Stricker	2/11

Most 2's

4	Tom Weiskopf	4/83
	Mark Calcavecchia	1/98
	Fred Couples	2/05
	Todd Hamilton	2/07

Most 3's

10	Geoff Ogilvy	3/09
----	--------------	------

Most 4's

16	Mac O'Grady	3/86
----	-------------	------

Most 5's

11	Roger Maltbie	4/78
	George Burns	2/83
	Scott Simpson	1/84

	Hubert Green	2/88
	Sam Saunders	1/10

Most 6's

7	Gary Koch	3/76
---	-----------	------

Most 7's

3	Bob Shearer	1/79
	Dan Pohl	2/80
	Loren Roberts	1/90
	Rolf Muntz	1/91
	Dean Wilson	3/08
	Jimmy Walker	3/12

Most 8's

2	Mark McCumber	1/79
	Roger Maltbie	2/79
	Andy North	2/88
	Scott McCarron	3/09

Most Double Eagles

1	Bobby Wadkins	1/93
	Peter Teravainen	2/97
	Carlos Franco	2/99

Most Eagles

2	Keith Fergus	3/80
	David Graham	3/86
	Dan Forsman	4/86
	Bruce Lietzke	3/88
	Greg Norman	3/88
	Mark McCumber	4/88
	Payne Stewart	1/90
	Robert Gamez	3/91
	Mark Calcavecchia	3/95
	Fred Couples	1/98
	Ernie Els	3/98

	Tom Lehman	1/98
	Pat Perez	2/03
	David Toms	3/05
	Jerry Kelly	3/07
	Chris DiMarco	2/07
	John Rollins	4/08
	Charley Hoffman	1/09
	Dustin Johnson	2/09
	Rocco Mediate	2/09
	Bubba Watson	2/09
	Charley Hoffman	2/10
	Steve Stricker	3/11
	Bo Van Pelt	4/11
	Rory McIlroy	1/14
	Charles Howell III	1/14
	Marc Leishman	2/14

Most Birdies

11	Adam Scott	2/07
----	------------	------

Most Pars

18	Dillard Pruitt	3/95
	Craig Parry	2/06

Most Bogeys

12	Jack Newton	2/79
	Tom Purtzer	1/90

Most D. Bogeys

6	Gary Koch	3/76
---	-----------	------

Most T. Bogeys

3	Butch Baird	2/76
	Rod Funseth	2/79
	Clark Dennis	1/90

Memorial Mosts & Consecutives *(Continued)*

Consecutives in a Single Round

Consecutive 3's

6	Rory McIlroy	1/14	(8-13)
---	--------------	------	--------

Consecutive 4's

10	Ron Streck	2/81	(1-10)
	P. Oosterhuis	3/82	(1-10)
	Larry Mize	2/84	(1-10)
	Hal Sutton	2/91	(2-11)
	J.P. Hayes	2/03	(9-18)
	Mark Hensby	4/04	(1-10)
	Greg Owen	1/09	(9-18)
	Ryan Moore	2/10	(9-18)
	Jonas Blixt	1/12	(1-10)
	Russell Henley	3/13	(1-10)

Consecutive 5's

7	Don January	2/79	(7-13)
	Frank Licklitter II	4/03	(1-7)

Consecutive 6's

3	Mike Reid	2/79	(9-11)
	Y. Yamamoto	1/79	(5-7)
	Chris Smith	3/03	(9-11)
	Jeff Maggert	4/03	(5-7)
	Charlie Hoffman	4/08	(11-13)
	Graeme Storm	1/08	(5-7)
	David Duval	1/08	(5-7)

Consecutive 7's

2	George Burns	1/76	(5-6)
	Bob Goalby	1/77	(12-13)
	H. Twitty	2/77	(11-12)
	Bill Kratzert	1/79	(2-3)
	Bob Shearer	1/79	(5-6)
	Curtis Strange	4/79	(14-15)
	Dan Pohl	2/80	(6-7)
	Mike Holland	1/82	(14-15)
	Jim Nelford	2/84	(14-15)
	Arron Oberholser	2/04	(5-6)
	Brendan Steele	4/12	(11-12)

Cons. Birdies

7	Mark Wilson	3/07	(3-9)
---	-------------	------	-------

Cons. Pars

18	Dillard Priutt	3/95	(1-18)
	Craig Parry	2/06	(1-18)

Cons. Bogeys

9	K. Clearwater	1/90	(8-16)
---	---------------	------	--------

Cons. D. Bogeys

3	M. Rudolph	1/77	(11-13)
	Don Pooley	2/79	(12-14)
	Ken Green	1/90	(10-12)
	Luke Donald	3/03	(4-6)
	Rory McIlroy	2/14	(13-15)
	Gary Woodland	3/14	(11-13)

Fewest Putts in One Round

20	Luke Donald	1/09
----	-------------	------

Fewest Total Putts

100	Ernie Els	2004
	John Mallinger	2008
	Joe Ogilvie	2008
	Spencer Levin	2012

Memorial Tournament Scoring Summary

Scores	Round 1	Round 2	Round 3	Round 4	Total
1976					
Below 70	2	1	1	3	7
Below Par	7	6	10	8	31
Par & Below	11	11	21	15	58
At Even Par	4	5	11	7	27
Over Par	81	77	51	56	265
80 & Over	16	17	5	4	42
Total Rounds	92	88	72	71	323
Scoring Average	76.185	76.523	75.014	75.070	75.771

1977					
Below 70	2	5	5	2	14
Below Par	17	14	16	10	57
Par & Below	28	24	23	12	87
At Even Par	11	10	7	2	30
Over Par	74	78	52	63	267
80 & Over	8	12	3	7	30
Total Rounds	103	102	75	75	355
Scoring Average	75.029	75.077	74.052	75.013	74.833

1978					
Below 70	8	8	2	1	19
Below Par	27	19	9	6	61
Par & Below	38	28	13	11	90
At Even Par	11	9	4	5	29
Over Par	67	77	60	62	266
80 & Over	2	3	8	10	23
Total Rounds	105	105	73	73	356
Scoring Average	73.628	74.199	75.125	75.972	74.584

1979					
Below 70	1	1	2	7	11
Below Par	4	2	8	17	31
Par & Below	7	3	14	30	54
At Even Par	3	1	6	13	23
Over Par	98	100	60	44	302
80 & Over	16	42	5	1	64
Total Rounds	105	103	74	74	356
Scoring Average	76.290	78.737	74.883	73.672	76.161

1980					
Below 70	8	14	7	3	32
Below Par	27	31	29	15	102
Par & Below	41	46	44	23	154
At Even Par	14	15	15	8	52
Over Par	49	44	31	52	176
80 & Over	2	3	1	5	11
Total Rounds	90	90	75	75	330
Scoring Average	73.210	72.977	72.558	74.235	73.231

1981					
Below 70	5	6	8	0	19
Below Par	20	16	21	7	64
Par & Below	32	29	27	7	95
At Even Par	12	13	6	8	39
Over Par	59	61	49	61	230
80 & Over	9	5	2	6	22
Total Rounds	91	90	76	76	333
Scoring Average	74.120	74.000	73.575	75.825	74.352

1982					
Below 70	5	15	16	0	36
Below Par	24	27	36	8	95
Par & Below	33	48	42	19	142
At Even Par	9	21	6	11	47
Over Par	69	52	32	55	208
80 & Over	5	2	2	2	11
Total Rounds	103	102	74	74	353
Scoring Average	74.149	72.980	71.861	74.282	73.359

Scores	Round 1	Round 2	Round 3	Round 4	Total
1983					
Below 70	5	15	8	4	32
Below Par	20	30	26	12	88
Par & Below	33	44	34	15	126
At Even Par	13	14	8	15	50
Over Par	65	54	36	43	198
80 & Over	5	6	0	2	13
Total Rounds	98	98	70	70	336
Scoring Average	74.134	73.591	72.656	73.600	73.556

1984					
Below 70	12	2	2	8	24
Below Par	29	9	12	22	72
Par & Below	46	22	20	31	119
At Even Par	17	13	8	9	47
Over Par	57	81	51	40	229
80 & Over	2	9	3	1	15
Total Rounds	103	103	71	71	348
Scoring Average	73.191	75.233	73.972	73.070	73.930

1985					
Below 70	8	3	6	3	20
Below Par	19	17	24	7	67
Par & Below	32	28	30	12	102
At Even Par	13	11	6	5	35
Over Par	67	71	42	60	240
80 & Over	4	3	2	8	17
Total Rounds	99	99	72	72	342
Scoring Average	73.818	74.020	73.194	75.458	74.090

1986					
Below 70	18	24	18	20	80
Below Par	37	45	42	37	161
Par & Below	60	58	53	40	211
At Even Par	23	13	11	3	50
Over Par	42	43	24	36	145
80 & Over	5	2	2	1	10
Total Rounds	102	101	77	76	356
Scoring Average	72.422	72.139	71.494	71.974	72.045

1987					
Below 70	22	21	21	17	81
Below Par	49	43	41	37	170
Par & Below	58	61	53	45	217
At Even Par	9	18	12	8	47
Over Par	49	46	24	32	151
80 & Over	2	1	0	2	5
Total Rounds	107	107	77	77	368
Scoring Average	72.298	71.972	71.195	72.312	71.975

1988					
Below 70	8	8	14	11	41
Below Par	20	29	31	17	97
Par & Below	35	36	40	29	140
At Even Par	15	7	9	12	43
Over Par	67	65	34	44	210
80 & Over	5	7	2	1	15
Total Rounds	102	101	74	73	350
Scoring Average	73.955	73.675	72.135	73.255	73.343

1989					
Below 70	1	8	11	11	31
Below Par	12	21	19	29	81
Par & Below	25	32	33	39	129
At Even Par	13	11	14	10	48
Over Par	92	83	37	30	242
80 & Over	14	8	0	1	23
Total Rounds	117	115	70	69	371
Scoring Average	75.564	74.315	72.627	72.187	73.995

Memorial Tournament Scoring Summary (Continued)

Scores	Round 1	Round 2	Round 3	Round 4	Total
1990					
Below 70	1	2	4	--	7
Below Par	1	10	16	--	27
Par & Below	1	17	26	--	44
At Even Par	0	7	10	--	17
Over Par	105	84	47	--	236
80 & Over	40	15	2	--	57
Total Rounds	106	101	73	--	280
Scoring Average	78.792	75.773	73.999	--	76.453

1991					
Below 70	16	18	12	12	58
Below Par	32	49	25	32	138
Par & Below	43	58	41	41	183
At Even Par	11	9	16	9	45
Over Par	60	45	37	31	173
80 & Over	3	3	2	1	9
Total Rounds	103	103	78	78	362
Scoring Average	73.289	72.327	72.574	72.425	72.675

1992					
Below 70	18	31	33	26	108
Below Par	41	62	59	49	211
Par & Below	57	80	62	57	256
At Even Par	16	18	3	8	45
Over Par	56	30	15	19	120
80 & Over	2	0	0	0	2
Total Rounds	113	110	77	76	376
Scoring Average	72.788	71.064	70.090	70.671	71.303

1993					
Below 70	27	18	11	18	74
Below Par	58	39	19	38	154
Par & Below	78	57	31	52	218
At Even Par	20	18	12	14	64
Over Par	36	53	42	21	152
80 & Over	2	2	2	0	6
Total Rounds	114	110	73	73	370
Scoring Average	71.614	72.545	73.009	71.464	72.136

1994					
Below 70	9	17	16	18	60
Below Par	27	35	35	32	129
Par & Below	47	44	49	43	183
At Even Par	20	9	14	11	54
Over Par	66	69	25	31	191
80 & Over	3	3	0	3	9
Total Rounds	113	113	74	74	374
Scoring Average	73.502	73.326	71.565	72.364	72.840

1995					
Below 70	31	15	26	28	100
Below Par	56	44	45	41	186
Par & Below	76	66	54	52	248
At Even Par	20	22	9	11	62
Over Par	37	45	22	23	128
80 & Over	1	1	0	0	2
Total Rounds	113	111	76	76	376
Scoring Average	71.433	72.296	70.725	70.947	71.446

1996					
Below 70	7	20	17	9	53
Below Par	23	48	39	26	136
Par & Below	41	57	51	32	181
At Even Par	18	9	12	6	45
Over Par	69	52	27	46	194
80 & Over	2	0	0	1	3
Total Rounds	110	109	78	78	375
Scoring Average	73.307	72.163	71.450	72.846	72.492

Scores	Round 1	Round 2	Round 3	Round 4	Total
1997					
Below 70	15	23	19	-	57
Below Par	33	53	34	-	120
Par & Below	47	69	39	-	155
At Even Par	14	16	5	-	35
Over Par	58	35	35	-	128
80 & Over	3	0	1	-	4
Total Rounds	105	104	74	-	283
Scoring Average	72.848	71.150	71.716	-	72.060

1998					
Below 70	26	17	31	9	83
Below Par	45	44	49	25	163
Par & Below	57	57	55	34	203
At Even Par	12	13	6	9	40
Over Par	47	47	15	37	146
80 & Over	2	0	0	1	3
Total Rounds	104	104	71	71	350
Scoring Average	71.856	72.013	70.056	72.080	71.513

1999					
Below 70	15	20	6	11	52
Below Par	39	39	25	30	133
Par & Below	56	49	40	40	185
At Even Par	17	10	15	10	52
Over Par	49	54	35	35	173
80 & Over	3	5	1	1	10
Total Rounds	105	103	75	75	358
Scoring Average	72.705	72.699	72.747	72.080	72.581

2000					
Below 70	3	27	23	13	66
Below Par	18	54	39	36	147
Par & Below	32	74	51	45	202
At Even Par	14	20	12	9	55
Over Par	73	30	29	34	166
80 & Over	7	1	0	0	8
Total Rounds	105	104	80	80	369
Scoring Average	74.351	71.337	71.336	72.089	72.350

2001					
Below 70	22	20	7	10	59
Below Par	39	44	22	26	131
Par & Below	59	52	31	32	174
At Even Par	20	8	9	6	43
Over Par	45	52	39	38	174
80 & Over	2	1	3	0	6
Total Rounds	104	104	70	70	348
Scoring Average	72.250	72.442	73.157	72.814	72.614

2002					
Below 70	10	33	26	18	87
Below Par	27	62	47	39	175
Par & Below	39	73	59	44	215
At Even Par	12	11	12	5	40
Over Par	66	31	16	31	144
80 & Over	4	0	0	0	4
Total Rounds	105	104	75	75	359
Scoring Average	73.390	70.971	70.760	71.573	71.763

2003					
Below 70	25	19	1	7	52
Below Par	46	36	11	10	103
Par & Below	56	55	16	19	146
At Even Par	10	19	5	9	43
Over Par	48	47	53	50	198
80 & Over	1	2	11	4	18
Total Rounds	104	102	69	69	344
Scoring Average	72.00	72.549	75.493	73.942	73.253

Memorial Tournament Scoring Summary (Continued)

Scores	Round 1	Round 2	Round 3	Round 4	Total
2004					
Below 70	10	14	14	15	53
Below Par	38	31	29	31	129
Par & Below	47	42	42	45	176
At Even Par	9	11	13	14	47
Over Par	58	60	33	30	181
80 & Over	4	3	1	1	9
Total Rounds	105	102	75	75	357
Scoring Average	73.133	72.882	72.267	72.267	72.695

2005					
Below 70	27	17	26	9	79
Below Par	47	45	42	21	155
Par & Below	60	66	48	35	209
At Even Par	13	21	6	14	54
Over Par	45	39	31	44	159
80 & Over	1	0	0	3	4
Total Rounds	105	105	79	79	368
Scoring Average	72.000	71.781	71.025	72.949	71.931

2006					
Below 70	16	12	7	11	46
Below Par	40	38	19	28	125
Par & Below	46	56	26	36	164
At Even Par	6	18	7	8	39
Over Par	60	45	48	38	191
80 & Over	3	6	4	2	15
Total Rounds	106	101	74	74	355
Scoring Average	72.821	72.901	73.649	72.757	73.004

2007					
Below 70	29	17	19	18	83
Below Par	57	37	44	40	178
Par & Below	66	57	54	51	228
At Even Par	9	20	10	11	50
Over Par	38	46	18	20	122
80 & Over	0	2	1	0	3
Total Rounds	104	103	72	71	350
Scoring Average	71.240	72.379	71.139	70.930	71.491

2008					
Below 70	13	3	6	8	30
Below Par	35	15	17	25	92
Par & Below	46	27	22	30	125
At Even Par	11	12	5	5	33
Over Par	74	91	54	46	265
80 & Over	8	21	4	6	39
Total Rounds	120	118	76	76	390
Scoring Average	73.733	75.856	73.961	73.618	74.397

2009					
Below 70	17	16	9	8	50
Below Par	34	35	20	20	109
Par & Below	47	45	29	27	148
At Even Par	13	10	9	7	39
Over Par	73	72	48	50	243
80 & Over	9	4	2	2	17
Total Rounds	120	117	77	77	391
Scoring Average	73.608	73.359	73.195	73.468	73.425

Scores	Round 1	Round 2	Round 3	Round 4	Total
2010					
Below 70	22	21	20	7	70
Below Par	48	49	41	21	159
Par & Below	66	67	51	32	216
At Even Par	18	18	10	11	57
Over Par	54	53	20	39	166
80 & Over	1	5	0	2	8
Total Rounds	120	120	71	71	382
Scoring Average	73.608	73.359	73.195	73.468	73.425

2011					
Below 70	21	18	15	23	77
Below Par	51	48	29	43	171
Par & Below	66	66	38	52	222
At Even Par	15	18	9	9	51
Over Par	52	50	35	21	158
80 & Over	4	3	1	2	10
Total Rounds	118	116	73	73	380
Scoring Average	72.542	72.198	71.068	73.468	72.129

2012					
Below 70	10	7	3	11	31
Below Par	34	23	14	19	90
Par & Below	54	37	17	30	138
At Even Par	20	14	3	11	48
Over Par	66	79	54	41	240
80 & Over	5	4	3	4	16
Total Rounds	120	116	71	71	378
Scoring Average	73.275	73.922	74.324	73.31	73.677

2013					
Below 70	12	10	6	10	38
Below Par	40	35	19	28	122
Par & Below	57	47	30	37	171
At Even Par	17	12	11	9	49
Over Par	63	70	43	36	212
80 & Over	3	6	3	3	15
Total Rounds	120	117	73	73	383
Scoring Average	73.000	74.132	73.603	72.671	73.254

2014					
Below 70	20	33	22	12	87
Below Par	44	63	37	24	168
Par & Below	63	81	47	38	229
At Even Par	19	18	10	14	61
Over Par	57	38	29	38	162
80 & Over	1	1	2	2	6
Total Rounds	120	119	76	76	391
Scoring Average	72.158	71.42	71.763	72.368	71.898

1976-2014					
Below 70	527	579	494	401	2001
Below Par	1265	1347	1081	916	4609
Par & Below	1786	1869	1426	1232	6313
At Even Par	521	522	345	336	1724
Over Par	2391	2249	1390	1478	7508
80 & Over	247	251	92	109	699
Total Rounds	4179	4120	2817	2737	13853
Scoring Average	73.129	72.997	72.906	73.244	73.069

Hole Average and Rank By Year: 1976 - 2014

2014 TOURNAMENT				2013 TOURNAMENT				2012 TOURNAMENT				2011 TOURNAMENT			
Hole	Par	Average	Rank	Hole	Par	Average	Rank	Hole	Par	Average	Rank	Hole	Par	Average	Rank
1	4	4.184	3	1	4	4.091	10	1	4	4.101	10	1	4	4.050	10
2	4	4.100	7	2	4	4.023	13	2	4	4.183	7	2	4	4.084	8
3	4	4.000	11	3	4	4.112	9	3	4	4.045	13	3	4	4.011	11
4	3	3.095	9	4	3	3.154	7	4	3	3.214	6	4	3	3.155	5
5	5	4.606	16	5	5	4.653	18	5	5	4.743	18	5	5	4.639	17
6	4	3.877	14	6	4	3.997	14	6	4	4.108	8	6	4	3.976	12
7	5	4.586	17	7	5	4.830	16	7	5	4.825	16	7	5	4.600	18
8	3	2.949	13	8	3	3.198	5	8	3	3.093	11	8	3	2.961	14
9	4	3.985	12	9	4	4.157	6	9	4	4.103	9	9	4	4.071	9
OUT	36	35.381	—	OUT	36	36.215	—	OUT	36	36.415	—	OUT	36	35.547	—
10	4	4.095	8	10	4	4.240	3	10	4	4.251	3	10	4	4.129	6
11	5	4.808	15	11	5	4.817	17	11	5	4.955	15	11	5	4.771	15
12	3	3.161	5	12	3	3.285	2	12	3	3.304	2	12	3	3.174	4
13	4	4.115	6	13	4	4.076	11	13	4	4.077	12	13	4	4.121	7
14	4	4.023	10	14	4	4.073	12	14	4	4.034	14	14	4	3.963	13
15	5	4.476	18	15	5	4.883	15	15	5	4.796	17	15	5	4.666	16
16	3	3.320	2	16	3	3.339	1	16	3	3.368	1	16	3	3.268	2
17	4	4.182	4	17	4	4.120	8	17	4	4.233	5	17	4	4.216	3
18	4	4.338	1	18	4	4.206	4	18	4	4.243	4	18	4	4.274	1
IN	36	36.517	—	IN	36	37.039	—	IN	36	37.262	—	IN	36	36.582	—
TL	72	71.898	—	TL	72	73.254	—	TL	72	73.677	—	TL	72	72.129	—

2010 TOURNAMENT				2009 TOURNAMENT				2008 TOURNAMENT				2007 TOURNAMENT			
Hole	Par	Average	Rank	Hole	Par	Average	Rank	Hole	Par	Average	Rank	Hole	Par	Average	Rank
1	4	4.013	10	1	4	4.197	7	1	4	4.144	10	1	4	4.097	4
2	4	4.003	11	2	4	4.153	9	2	4	4.138	11	2	4	3.971	11
3	4	3.945	15	3	4	4.028	13	3	4	4.064	14	3	4	3.929	13
4	3	3.099	4	4	3	3.205	6	4	3	3.228	4	4	3	3.091	5
5	5	4.613	18	5	5	4.762	17	5	5	4.908	17	5	5	4.626	17
6	4	4.076	6	6	4	4.010	14	6	4	4.151	8	6	4	3.926	14
7	5	4.798	17	7	5	4.698	18	7	5	4.818	18	7	5	4.611	18
8	3	3.092	5	8	3	3.038	12	8	3	3.195	6	8	3	2.940	12
9	4	4.045	9	9	4	4.120	10	9	4	4.192	7	9	4	4.034	8
OUT	36	35.683	—	OUT	36	36.212	—	OUT	36	36.838	—	OUT	36	35.226	—
10	4	4.309	1	10	4	4.261	3	10	4	4.315	2	10	4	4.160	3
11	5	4.958	13	11	5	4.826	15	11	5	5.044	15	11	5	4.820	15
12	3	3.293	2	12	3	3.230	4	12	3	3.215	5	12	3	3.091	5
13	4	4.068	7	13	4	4.212	5	13	4	4.151	8	13	4	3.989	10
14	4	3.955	14	14	4	4.105	11	14	4	4.113	13	14	4	4.046	7
15	5	4.812	16	15	5	4.775	16	15	5	4.928	16	15	5	4.706	16
16	3	2.982	12	16	3	3.187	8	16	3	3.136	12	16	3	3.023	9
17	4	4.107	3	17	4	4.274	2	17	4	4.359	1	17	4	4.171	2
18	4	4.068	7	18	4	4.343	1	18	4	4.297	2	18	4	4.260	1
IN	36	36.552	—	IN	36	37.212	—	IN	36	37.559	—	IN	36	36.266	—
TL	72	72.236	—	TL	72	73.425	—	TL	72	74.397	—	TL	72	71.491	—

2006 TOURNAMENT				2005 TOURNAMENT				2004 TOURNAMENT				2003 TOURNAMENT			
Hole	Par	Average	Rank	Hole	Par	Average	Rank	Hole	Par	Average	Rank	Hole	Par	Average	Rank
1	4	4.166	6	1	4	4.030	10	1	4	4.129	8	1	4	4.142	9
2	4	4.273	2	2	4	4.027	11	2	4	4.249	1	2	4	4.256	2
3	4	3.994	13	3	4	4.043	9	3	4	4.022	13	3	4	4.070	10
4	3	3.138	8	4	3	3.095	6	4	3	3.190	3	4	3	3.145	8
5	5	4.792	17	5	5	4.592	18	5	5	4.711	17	5	5	4.773	17
6	4	4.045	11	6	4	3.976	14	6	4	4.034	12	6	4	4.209	4
7	5	4.803	16	7	5	4.783	16	7	5	4.776	16	7	5	4.843	16
8	3	2.958	14	8	3	3.057	8	8	3	3.045	11	8	3	3.058	12
9	4	4.059	10	9	4	3.997	13	9	4	4.014	14	9	4	4.029	13
OUT	36	36.228	—	OUT	36	35.600	—	OUT	36	36.170	—	OUT	36	36.526	—
10	4	4.361	1	10	4	4.098	5	10	4	4.092	10	10	4	4.206	5
11	5	4.927	15	11	5	4.853	15	11	5	4.902	15	11	5	5.017	14
12	3	3.166	6	12	3	3.016	12	12	3	3.179	4	12	3	3.256	2
13	4	4.186	5	13	4	4.106	4	13	4	4.154	5	13	4	4.067	11
14	4	4.068	9	14	4	4.136	3	14	4	4.151	6	14	4	3.945	15
15	5	4.634	18	15	5	4.688	17	15	5	4.574	18	15	5	4.581	18
16	3	3.003	12	16	3	3.073	7	16	3	3.109	9	16	3	3.186	6
17	4	4.206	4	17	4	4.141	2	17	4	4.230	2	17	4	4.288	1
18	4	4.225	3	18	4	4.220	1	18	4	4.134	7	18	4	4.180	7
IN	36	36.776	—	IN	36	36.331	—	IN	36	36.525	—	IN	36	36.727	—
TL	72	73.004	—	TL	72	71.931	—	TL	72	72.695	—	TL	72	73.253	—

Hole Average and Rank By Year (Continued)

2002 TOURNAMENT				2001 TOURNAMENT				2000 TOURNAMENT				1999 TOURNAMENT			
Hole	Par	Average	Rank	Hole	Par	Average	Rank	Hole	Par	Average	Rank	Hole	Par	Average	Rank
1	4	4.058	8	1	4	4.072	11	1	4	4.122	7	1	4	4.073	12
2	4	4.025	9	2	4	4.100	7	2	4	4.125	6	2	4	4.154	3
3	4	3.944	12	3	4	4.100	8	3	4	4.024	12	3	4	4.025	14
4	3	3.167	2	4	3	3.215	1	4	3	3.158	3	4	3	3.070	13
5	5	4.688	17	5	5	4.650	18	5	5	4.745	17	5	5	4.749	16
6	4	4.162	3	6	4	4.189	2	6	4	4.130	5	6	4	4.142	6
7	5	4.841	16	7	5	4.868	16	7	5	4.780	16	7	5	4.609	17
8	3	3.081	5	8	3	3.083	9	8	3	3.065	11	8	3	3.092	9
9	4	4.017	11	9	4	4.057	13	9	4	4.394	13	9	4	4.131	8
OUT	36	35.983	—	OUT	36	36.335	—	OUT	36	36.133	—	OUT	36	36.045	—
10	4	4.072	6	10	4	4.112	6	10	4	4.090	9	10	4	4.078	11
11	5	4.889	15	11	5	4.931	15	11	5	4.861	15	11	5	4.891	15
12	3	3.106	4	12	3	3.184	3	12	3	3.0092	8	12	3	3.087	10
13	4	4.061	7	13	4	4.118	5	13	4	4.147	4	13	4	4.148	5
14	4	3.942	14	14	4	4.072	10	14	4	3.976	14	14	4	4.412	6
15	5	4.524	18	15	5	4.652	17	15	5	4.625	18	15	5	4.561	18
16	3	3.022	10	16	3	3.026	14	16	3	3.082	10	16	3	3.209	2
17	4	3.944	12	17	4	4.060	12	17	4	4.166	2	17	4	4.154	3
18	4	4.220	1	18	4	4.124	4	18	4	4.193	1	18	4	4.265	1
IN	36	35.780	—	IN	36	36.278	—	IN	36	36.232	—	IN	36	36.535	—
TL	72	71.763	—	TL	72	72.614	—	TL	72	72.365	—	TL	72	72.581	—

1998 TOURNAMENT				1997 TOURNAMENT				1996 TOURNAMENT				1995 TOURNAMENT			
Hole	Par	Average	Rank	Hole	Par	Average	Rank	Hole	Par	Average	Rank	Hole	Par	Average	Rank
1	4	4.066	7	1	4	4.049	8	1	4	4.085	9	1	4	3.957	14
2	4	4.037	9	2	4	4.184	2	2	4	4.189	3	2	4	4.168	2
3	4	4.011	12	3	4	4.060	5	3	4	4.067	12	3	4	4.061	4
4	3	3.120	2	4	3	3.046	10	4	3	3.051	13	4	3	3.059	6
5	5	4.671	17	5	5	4.661	18	5	5	4.757	16	5	5	4.633	17
6	4	4.071	5	6	4	4.035	11	6	4	4.096	7	6	4	4.037	7
7	5	4.737	16	7	5	4.873	15	7	5	4.733	17	7	5	4.769	16
8	3	3.117	3	8	3	3.049	8	8	3	3.085	9	8	3	3.000	10
9	4	4.086	4	9	4	4.057	6	9	4	4.125	4	9	4	4.173	1
OUT	36	35.703	—	OUT	36	36.014	—	OUT	36	36.188	—	OUT	36	35.857	—
10	4	4.026	11	10	4	4.053	7	10	4	4.085	9	10	4	3.973	13
11	5	4.883	15	11	5	4.827	16	11	5	4.771	15	11	5	4.782	15
12	3	3.069	6	12	3	2.986	14	12	3	3.016	14	12	3	2.992	11
13	4	4.006	13	13	4	4.028	12	13	4	4.112	5	13	4	4.032	8
14	4	4.037	10	14	4	4.145	4	14	4	4.264	1	14	4	4.064	4
15	5	4.597	18	15	5	4.686	17	15	5	4.640	18	15	5	4.625	18
16	3	3.066	8	16	3	3.113	3	16	3	3.107	6	16	3	3.029	9
17	4	3.971	14	17	4	4.018	13	17	4	4.096	7	17	4	3.981	12
18	4	4.192	1	18	4	4.191	1	18	4	4.213	2	18	4	4.106	3
IN	36	35.811	—	IN	36	36.046	—	IN	36	36.304	—	IN	36	35.584	—
TL	72	71.513	—	TL	72	72.060	—	TL	72	72.492	—	TL	72	71.441	—

1994 TOURNAMENT				1993 TOURNAMENT				1992 TOURNAMENT				1991 TOURNAMENT			
Hole	Par	Average	Rank	Hole	Par	Average	Rank	Hole	Par	Average	Rank	Hole	Par	Average	Rank
1	4	4.123	8	1	4	4.030	12	1	4	3.989	12	1	4	4.102	9
2	4	4.302	2	2	4	4.295	1	2	4	4.146	2	2	4	4.141	6
3	4	4.120	9	3	4	3.992	14	3	4	4.040	6	3	4	4.127	7
4	3	3.152	6	4	3	3.043	11	4	3	3.005	9	4	3	3.210	2
5	5	4.848	16	5	5	4.749	16	5	5	4.609	17	5	5	4.760	16
6	4	4.086	12	6	4	4.027	13	6	4	4.011	8	6	4	3.983	15
7	5	4.580	17	7	5	4.700	17	7	5	4.739	16	7	5	4.699	17
8	3	3.021	14	8	3	3.049	10	8	3	2.973	14	8	3	2.989	13
9	4	4.110	10	9	4	4.054	9	9	4	3.995	10	9	4	4.105	8
OUT	36	36.342	—	OUT	36	35.939	—	OUT	36	35.507	—	OUT	36	36.116	—
10	4	4.070	13	10	4	4.062	7	10	4	3.995	10	10	4	4.036	12
11	5	4.864	15	11	5	4.792	15	11	5	4.793	15	11	5	4.986	14
12	3	3.179	4	12	3	3.062	7	12	3	2.976	13	12	3	3.099	10
13	4	4.147	7	13	4	4.192	3	13	4	4.101	3	13	4	4.094	11
14	4	4.102	11	14	4	4.086	5	14	4	4.093	4	14	4	4.196	3
15	5	4.449	18	15	5	4.592	18	15	5	4.606	18	15	5	4.489	18
16	3	3.201	3	16	3	3.065	6	16	3	3.045	5	16	3	3.146	5
17	4	4.179	4	17	4	4.103	4	17	4	4.019	7	17	4	4.157	4
18	4	4.307	1	18	4	4.243	2	18	4	4.168	1	18	4	4.356	1
IN	36	36.498	—	IN	36	36.197	—	IN	36	35.796	—	IN	36	36.559	—
TL	72	72.840	—	TL	72	72.136	—	TL	72	71.303	—	TL	72	72.675	—

Hole Average and Rank By Year (Continued)

1990 TOURNAMENT				1989 TOURNAMENT				1988 TOURNAMENT				1987 TOURNAMENT			
Hole	Par	Average	Rank	Hole	Par	Average	Rank	Hole	Par	Average	Rank	Hole	Par	Average	Rank
1	4	4.361	3	1	4	4.191	6	1	4	4.220	3	1	4	4.003	13
2	4	4.296	7	2	4	4.288	1	2	4	4.181	8	2	4	4.160	1
3	4	4.207	15	3	4	4.013	15	3	4	4.051	13	3	4	3.924	14
4	3	3.268	10	4	3	3.235	4	4	3	3.243	2	4	3	3.111	4
5	5	4.868	18	5	5	4.935	16	5	5	4.714	17	5	5	4.717	17
6	4	4.446	1	6	4	4.208	5	6	4	4.083	11	6	4	4.016	12
7	5	4.943	17	7	5	4.817	18	7	5	4.794	16	7	5	4.742	16
8	3	3.279	8	8	3	3.078	12	8	3	3.180	9	8	3	3.035	11
9	4	4.218	14	9	4	4.178	7	9	4	4.183	7	9	4	4.106	5
OUT	36	37.886	—	OUT	36	36.943	—	OUT	36	36.649	—	OUT	36	35.814	—
10	4	4.396	2	10	4	4.264	2	10	4	4.140	10	10	4	4.079	9
11	5	5.275	9	11	5	5.027	14	11	5	4.834	15	11	5	4.894	15
12	3	3.354	4	12	3	3.173	8	12	3	3.191	4	12	3	3.128	3
13	4	4.232	13	13	4	4.167	9	13	4	4.080	12	13	4	4.071	10
14	4	4.246	12	14	4	4.127	10	14	4	4.186	6	14	4	4.098	7
15	5	5.139	16	15	5	4.884	17	15	5	4.706	18	15	5	4.576	18
16	3	3.339	5	16	3	3.089	11	16	3	3.191	4	16	3	3.082	8
17	4	4.268	10	17	4	4.070	13	17	4	4.023	14	17	4	4.103	6
18	4	4.318	6	18	4	4.251	3	18	4	4.343	1	18	4	4.130	2
IN	36	38.567	—	IN	36	37.052	—	IN	36	36.694	—	IN	36	36.161	—
TL	72	76.453	—	TL	72	73.995	—	TL	72	73.343	—	TL	72	71.975	—

1986 TOURNAMENT				1985 TOURNAMENT				1984 TOURNAMENT				1983 TOURNAMENT			
Hole	Par	Average	Rank	Hole	Par	Average	Rank	Hole	Par	Average	Rank	Hole	Par	Average	Rank
1	4	4.115	4	1	4	4.246	3	1	4	4.181	7	1	4	4.193	5
2	4	4.154	3	2	4	4.234	4	2	4	4.270	1	2	4	4.220	1
3	4	4.042	10	3	4	4.187	8	3	4	4.057	14	3	4	4.116	12
4	3	3.180	2	4	3	3.173	9	4	3	3.190	6	4	3	3.214	2
5	5	4.812	16	5	5	4.865	16	5	5	4.853	17	5	5	4.827	16
6	4	4.028	12	6	4	4.193	7	6	4	4.083	13	6	4	4.205	4
7	5	4.638	17	7	5	4.842	17	7	5	4.894	16	7	5	4.801	17
8	3	3.098	6	8	3	3.120	14	8	3	3.132	10	8	3	3.080	14
9	4	4.025	13	9	4	4.164	11	9	4	4.175	8	9	4	4.089	13
OUT	36	36.092	—	OUT	36	37.024	—	OUT	36	36.835	—	OUT	36	36.745	—
10	4	4.051	9	10	4	4.167	10	10	4	4.221	4	10	4	4.211	3
11	5	4.792	16	11	5	4.947	15	11	5	4.991	15	11	5	4.935	15
12	3	3.011	14	12	3	3.213	6	12	3	3.092	11	12	3	3.167	8
13	4	4.062	8	13	4	4.158	12	13	4	4.092	11	13	4	4.125	11
14	4	4.037	11	14	4	4.152	13	14	4	4.253	3	14	4	4.152	9
15	5	4.565	18	15	5	4.655	18	15	5	4.825	18	15	5	4.717	18
16	3	3.087	7	16	3	3.228	5	16	3	3.155	9	16	3	3.188	6
17	4	4.104	5	17	4	4.295	1	17	4	4.210	5	17	4	4.143	10
18	4	4.244	1	18	4	4.251	2	18	4	4.256	2	18	4	4.173	7
IN	36	35.953	—	IN	36	37.066	—	IN	36	37.095	—	IN	36	36.811	—
TL	72	72.045	—	TL	72	74.090	—	TL	72	73.930	—	TL	72	73.556	—

1982 TOURNAMENT				1981 TOURNAMENT				1980 TOURNAMENT				1979 TOURNAMENT			
Hole	Par	Average	Rank	Hole	Par	Average	Rank	Hole	Par	Average	Rank	Hole	Par	Average	Rank
1	4	4.111	10	1	4	4.225	5	1	4	4.215	3	1	4	4.334	5
2	4	4.160	5	2	4	4.159	10	2	4	4.276	1	2	4	4.478	1
3	4	4.191	4	3	4	4.099	14	3	4	4.039	12	3	4	4.166	13
4	3	3.211	3	4	3	3.177	9	4	3	3.197	4	4	3	3.334	5
5	5	4.823	17	5	5	4.829	18	5	5	4.839	16	5	5	5.076	15
6	4	4.143	8	6	4	4.189	8	6	4	4.042	11	6	4	4.343	4
7	5	4.900	16	7	5	4.880	16	7	5	4.776	17	7	5	5.022	16
8	3	3.149	7	8	3	3.231	4	8	3	3.030	13	8	3	3.169	12
9	4	4.220	2	9	4	4.261	3	9	4	4.103	10	9	4	4.208	11
OUT	36	36.908	—	OUT	36	37.050	—	OUT	36	36.517	—	OUT	36	38.130	—
10	4	4.051	13	10	4	4.210	6	10	4	4.158	8	10	4	4.441	2
11	5	4.931	15	11	5	4.958	15	11	5	4.927	15	11	5	5.022	16
12	3	3.080	12	12	3	3.150	12	12	3	2.991	14	12	3	3.292	8
13	4	4.011	14	13	4	4.135	13	13	4	4.176	6	13	4	4.284	10
14	4	4.257	1	14	4	4.303	2	14	4	4.276	1	14	4	4.287	9
15	5	4.729	18	15	5	4.841	17	15	5	4.664	18	15	5	4.879	18
16	3	3.129	9	16	3	3.159	10	16	3	3.173	7	16	3	3.149	14
17	4	4.106	11	17	4	4.201	7	17	4	4.197	4	17	4	4.357	3
18	4	4.157	6	18	4	4.345	1	18	4	4.152	9	18	4	4.320	7
IN	36	36.451	—	IN	36	37.302	—	IN	36	36.714	—	IN	36	38.031	—
TL	72	73.359	—	TL	72	74.352	—	TL	72	73.231	—	TL	72	76.161	—

Hole Average and Rank By Year (Continued)

1978 TOURNAMENT				1977 TOURNAMENT				1976 TOURNAMENT				1976-2014 TOURNAMENT			
Hole	Par	Average	Rank	Hole	Par	Average	Rank	Hole	Par	Average	Rank	Hole	Par	Average	Rank
1	4	4.244	8	1	4	4.232	7	1	4	4.263	9	1	4	4.131	8
2	4	4.303	1	2	4	4.297	3	2	4	4.288	8	2	4	4.180	2
3	4	4.171	13	3	4	4.237	6	3	4	4.430	2	3	4	4.068	14
4	3	3.298	2	4	3	3.294	4	4	3	3.337	5	4	3	3.167	3
5	5	4.775	17	5	5	4.805	17	5	5	4.854	17	5	5	4.755	17
6	4	4.253	5	6	4	4.226	8	6	4	4.192	11	6	4	4.099	12
7	5	4.862	16	7	5	4.867	16	7	5	4.985	16	7	5	4.783	16
8	3	3.174	12	8	3	3.206	10	8	3	3.189	12	8	3	3.084	13
9	4	4.250	6	9	4	4.249	5	9	4	4.372	3	9	4	4.114	11
OUT	36	37.330	—	OUT	36	37.413	—	OUT	36	37.910	—	OUT	36	36.380	—
10	4	4.272	3	10	4	4.138	14	10	4	4.130	13	10	4	4.156	5
11	5	4.963	15	11	5	5.000	15	11	5	5.108	14	11	5	4.909	15
12	3	3.194	10	12	3	3.203	11	12	3	3.102	15	12	3	3.143	7
13	4	4.149	14	13	4	4.201	13	13	4	4.334	6	13	4	4.119	10
14	4	4.250	6	14	4	4.373	1	14	4	4.341	4	14	4	4.127	9
15	5	4.744	18	15	5	4.726	18	15	5	4.793	18	15	5	4.690	18
16	3	3.185	11	16	3	3.209	9	16	3	3.260	10	16	3	3.146	6
17	4	4.225	9	17	4	4.203	11	17	4	4.310	7	17	4	4.158	4
18	4	4.272	3	18	4	4.367	2	18	4	4.483	1	18	4	4.241	1
IN	36	37.254	—	IN	36	37.420	—	IN	36	37.861	—	IN	36	36.689	—
TL	72	74.584	—	TL	72	74.833	—	TL	72	75.771	—	TL	72	73.069	—

Top 50 Scoring Averages: 1976-2014

Minimum of 10 Rounds

Name	Last Year	Average	Rounds Played	Name	Last Year	Average	Rounds Played
1 WOODS, TIGER	2013	69.95	55	24 TOMS, DAVID	2005	71.50	14
2 KUCHAR, MATT	2014	70.35	34	27 MICKELSON, PHIL	2014	71.53	47
3 MACKENZIE, WILL	2014	70.80	10	28 O'HAIR, SEAN	2014	71.56	25
4 FURYK, JIM	2014	71.00	73	28 SCOTT, ADAM	2014	71.56	34
5 LEHMAN, TOM	2010	71.19	59	30 LEONARD, JUSTIN	2014	71.57	51
5 SINGH, VIJAY	2014	71.19	77	31 GOOSEN, RETIEF	2006	71.58	12
7 PERRY, KENNY	2013	71.21	84	32 BROWNE, OLIN	2002	71.60	10
8 MCILROY, RORY	2014	71.22	18	32 ELDER, BRAD	2001	71.60	10
9 ROSE, JUSTIN	2014	71.24	34	32 GOGGIN, MATHEW	2010	71.60	10
10 MCGOVERN, JIM	1996	71.25	16	35 WATSON, TOM	1997	71.61	72
10 PRUITT, DILLARD	1995	71.25	12	36 JANZEN, LEE	2009	71.62	53
12 CINK, STEWART	2014	71.28	74	37 JACOBSON, FREDRIK	2014	71.65	20
13 BARNES, RICKY	2013	71.29	14	38 STALLINGS, SCOTT	2014	71.69	16
14 ELS, ERNIE	2014	71.30	79	39 LEVIN, SPENCER	2012	71.70	10
15 MOORE, RYAN	2014	71.32	34	40 HOCH, SCOTT	2001	71.72	76
16 MEDATE, ROCCO	2011	71.37	60	40 PURDY, TED	2009	71.72	18
16 NOBLO, FRANK	2001	71.37	19	42 GARCIA, SERGIO	2008	71.73	30
17 FROST, DAVID	2002	71.38	58	43 O'HERN, NICK	2012	71.79	24
18 STEWART, PAYNE	1999	71.39	67	44 FUNK, FRED	2005	71.80	51
20 CHOI, KYOUNG-JU	2014	71.40	58	44 TANIGUCHI, TORU	2005	71.80	10
21 VAN PELT, BO	2014	71.48	40	46 PAULSON, DENNIS	2002	71.81	16
21 NORMAN, GREG	2001	71.48	61	47 HEARN, DAVID	2014	71.83	12
23 STRICKER, STEVE	2014	71.49	53	48 SABBATINI, RORY	2014	71.84	32
24 FOWLER, RICKIE	2014	71.50	18	49 HAYES, J.P.	2010	71.85	20
24 LEANEY, STEPHEN	2005	71.50	12	50 SCHWARTZEL, CHARL	2014	71.86	28

Top 50 Money Winners: 1976-2014

Name	Earnings	Name	Earnings
1 WOODS, TIGER	\$5,047,344.00	26 JOBE, BRANDT	\$827,712.11
2 PERRY, KENNY	\$3,225,342.84	27 LOVE III, DAVIS	\$811,996.17
3 FURYK, JIM	\$2,534,138.24	28 BYRD, JONATHAN	\$770,066.66
4 KUCHAR, MATT	\$2,426,426.66	29 COOK, JOHN	\$761,182.88
5 ROSE, JUSTIN	\$2,198,620.00	30 FOWLER, RICKIE	\$745,464.00
6 ELS, ERNIE	\$2,066,842.59	31 NA, KEVIN	\$730,645.72
7 CHOI, KYOUNG-JU	\$1,962,567.10	32 DONALD, LUKE	\$725,201.17
8 COUPLES, FRED	\$1,914,736.22	33 CHAPPELL, KEVIN	\$697,500.00
9 SINGH, VIJAY	\$1,693,221.00	34 LEONARD, JUSTIN	\$693,589.96
10 STRICKER, STEVE	\$1,593,786.43	35 OGILVY, GEOFF	\$691,742.00
11 CINK, STEWART	\$1,437,679.77	36 HAAS, JAY	\$688,289.48
12 PETERSSON, CARL	\$1,340,039.67	37 WATSON, BUBBA	\$652,646.25
13 MOORE, RYAN	\$1,287,626.12	38 WETTERICH, BRETT	\$642,840.00
14 WEIR, MIKE	\$1,137,260.14	39 JOHNSON, ZACH	\$631,610.72
15 MATSUYAMA, HIDEKI	\$1,116,000.00	40 LEHMAN, TOM	\$623,096.00
16 VAN PELT, BO	\$1,091,820.28	41 CURTIS, BEN	\$615,444.66
17 BRYANT, BART	\$1,084,399.21	42 GARCIA, SERGIO	\$602,682.50
18 AZINGER, PAUL	\$1,076,026.35	43 ROMERO, ANDRES	\$599,000.00
19 SABBATINI, RORY	\$975,265.50	44 WATSON, TOM	\$598,738.73
20 NORMAN, GREG	\$957,271.55	45 WILSON, MARK	\$594,373.99
21 SCOTT, ADAM	\$934,361.33	46 SLUMAN, JEFF	\$593,628.99
22 DUVAL, DAVID	\$880,027.34	47 CALCAVECCHIA, MARK	\$586,900.25
23 JANZEN, LEE	\$872,076.58	48 PAMPLING, ROD	\$570,257.16
24 KELLY, JERRY	\$866,851.34	49 TWAY, BOB	\$564,118.88
25 MICKELSON, PHIL	\$847,151.33	50 HAAS, BILL	\$536,840.33

A Year-by-Year Chronicle of History and Results

The Memorial Tournament Yearly Results 1976-2014



The 14th Hole at Muirfield Village Golf Club

**Tournament Summaries by Paul Hornung, Andy O'Brien, Mike Biggs,
Kip Eriksen, Jerry Emig, John Stelzer, Tom Sprouse and David Shedloski**

2014 Memorial Tournament



He had to go overtime, but you can't say that it took a long time for Hideki Matsuyama to win his first title on the PGA TOUR when he won the 39th Memorial Tournament presented by Nationwide Insurance.

With a 10-foot par putt on the first hole of a sudden death playoff, Matsuyama defeated Kevin Na to become the first Japanese-born player to capture a TOUR title since Ryuji Imada in 2008. Matsuyama is the fourth Japanese player to win on the PGA TOUR, joining Imada, Shigeki Maruyama and Isao Aoki as

It was only a year ago that Matsuyama, just 22 years old, turned pro, but he's made quick work of learning the ropes.

After a pair of wins and second-place finishes on the Japan Tour, he qualified for the U.S. Open at Merion, where he finished T-10. When he followed up with a T-6 at Muirfield in the Open Championship, there was little doubt he had a world of potential, which he began to fulfill in front of Tournament Founder and Host Jack Nicklaus at Muirfield Village Golf Club.

"To win my first Tour event is enough, but to win it here at Mr. Nicklaus' course it really gives me a lot of confidence now," said Matsuyama, who only a week earlier at Colonial finished in a disappointing tie for 10th after holding a share of the third-round lead. "Hopefully I'll be able to use this week as a stepping stone to further my career."

Matsuyama, a five-time winner on the Japan Tour who played well for the International Team the previous fall in The Presidents Cup, carded a closing 3-under-par 69, but he needed a 5-foot birdie putt on the 72nd hole to force a playoff with Na at 13-under 275. Matsuyama became the first man in the history of the Memorial Tournament to birdie the home hole at Muirfield Village all four days.

Still seeking his first win, Na was equally impressive with a sterling 64 on a sun-splashed Sunday while a couple of big-name contenders—Masters winners Bubba Watson and Adam Scott—stumbled on Muirfield Village's arduous inward nine. But after sitting for two hours waiting to see how the leaders would finish, Na drove poorly on the playoff hole, the par-4 18th, pulling his tee shot into the creek left of the fairway. After dropping on the other side of the hazard, he hit his third right of the green and then pitched 10 feet past the hole with his fourth.

That didn't matter much, however, when Matsuyama sank his winning par putt from 10 feet above the hole after missing the green left with his second-shot approach.

"Obviously I hit a bad tee shot. But he deserved that with that great putt. He won it," Na said graciously.

Watson, the reigning Masters champion, was the man to beat when he began the final round with a one-stroke lead, but he played a sloppy

back nine that dropped him into third place. Included in his missteps was a pulled drive out of bounds on the par-5 15th hole that resulted in a killing double bogey on a hole where, with his prodigious length, he was expecting a good chance to make a birdie.

He closed with a 72, but his tie for third was still 20 places better than he'd ever done before at Muirfield Village.

"I'm playing better in places that I haven't played, I haven't been known to play very well at; so it's good," Watson said. "But it's all mindset. If I can get my mindset and just stay focused on what I'm doing. For me it's very hard to stay focused."

"That's why I keep my head down. I'm never mad. I just keep my head down so I stay focused on what I'm doing. And obviously it's been working this year."

In addition to the fantastic finish, the Memorial Tournament enjoyed fantastic weather. Bright sunshine warmed the course for four days.

"Let me tell you something," Ernie Els, the 2004 Memorial winner, said with a smile. "I've been coming here for 20 years, and we've never had four days like this."

The opening round of the Memorial Tournament began with warm temperatures and a hot golfer. Fresh off his first win of the season at the European Tour's BMW PGA Championship, Rory McIlroy opened with a 9-under 63, a stark contrast to his opening round last year when he shot a 6-over 78. That was good for a three-stroke lead over Watson, Paul Casey and Chris Kirk.

Casey, playing on a sponsor exemption, seized the lead at the midway mark when he added another 66 to complete 36 holes in 12-under 132, one off the Tournament record Rickie Fowler set in 2010. Watson, after a 69, was three back, while Kirk had 70 for an 8-under 136 total.

Matsuyama sat in a tie for fourth place at 137 after a 67. McIlroy, meanwhile, dropped back with a 78.

Seventy-six of the 120 players in the field made the cut at even-par 144, including defending champion Matt Kuchar, who was well back at 143.

Another 69 gave Watson a 12-under 204 total and a one-stroke lead over fellow left-hander Scott Langley, who fired a third-round 67. Matsuyama, after a 69, was next with 206 while Scott's 68 left him in fourth place at 9-under 207. Casey was four behind after a 76.

Scott, the No. 1 player in the world, was looking to become the first player since McIlroy in 2012 to win back-to-back tournaments on the PGA TOUR. He was tied for the lead after making a birdie at the 11th hole, but he found the water at the par-3 12th for a double bogey.

The Aussie then saw his hopes fade when he made three straight bogeys starting at the 14th, including one after a truly bad break at the 15th when his approach hit the flagstick and spun off the green.

"I'm playing good, I know that," Scott said. "I'm not going to try and go searching for answers over this one. But I'm pretty disappointed because I played so beautifully the first nine, 10, 11 holes."

Playing alongside Scott, Matsuyama thought he, too, might have blown the Tournament when he pull-hooked his tee shot and found water at the par-3 16th hole to suffer a double bogey. Now tied with Na, his fortunes took a further blow when he bogeyed the 17th to fall one behind.

Fortunately, he made up for it with a stellar birdie at 18 and a clutch par in sudden death to become the fifth player to make the Memorial Tournament his maiden PGA TOUR victory, joining Justin Rose, Tom Lehman, Kenny Perry and Keith Fergus. "I'm really, really happy. It's a dream come true to win at Mr. Nicklaus' course," Matsuyama said.

2014 Memorial Tournament Results

Dates: May 29 – June 1, 2014

Purse: \$6,200,000
FedExCup Points To Winner: 500

Par: 36-36 = 72
Yardage: 7,392

Leaders: First Round – Rory McIlroy 63 (-9), Paul Casey 66 (-6), Chris Kirk 66 (-6), Bubba Watson 66 (-6), Keegan Bradley 67 (-5), J.B. Holmes 67 (-5), Michael Thompson 67 (-5) Hideki Matsuyama 70 (T21). **Second Round** – Paul Casey 32 (-12), Bubba Watson 135 (-9), Chris Kirk 136 (-8), Martin Flores 137 (-7), Hideki Matsuyama 137 (-7). **Third Round** – Bubba Watson 204 (-12), Scott Langley 205 (-11), Hideki Matsuyama 206 (-10), Adam Scott 207 (-9), Six players 208 (-8).

Cut: 76 players at even-par 144 from a field of 120 professionals.

WEATHER: Thursday: Partly cloudy, with a high of 80 degrees. Winds N/NE 6-12 mph. **Friday:** Mostly sunny, with a high of 80 degrees. Winds NE 8-15 mph. **Saturday:** Mostly sunny, with a high of 82 degrees. Winds E/NE 6-12 mph. **Sunday:** Sunny, with an afternoon high of 84 degrees. Winds S 8-15 mph.

1.	Hideki Matsuyama	-13	70-67-69-69-275	\$1,116,000.00	Justin Thomas	-3	73-68-72-72-285	25,420.00
2.	Kevin Na	-13	72-69-70-64-275	669,600.00	Aaron Baddeley	-3	69-74-70-72-285	25,420.00
3.	Bubba Watson	-12	66-69-69-72-276	421,600.00	Cameron Tringale	-3	73-70-70-72-285	25,420.00
4.	Chris Kirk	-10	66-70-74-68-278	272,800.00	Marc Leishman	-3	71-68-73-73-285	25,420.00
	Adam Scott	-10	69-70-68-71-278	272,800.00	Keegan Bradley	-3	67-75-70-73-285	25,420.00
6.	Steve Stricker	-9	71-70-70-68-279	215,450.00	Camilo Villegas	-3	71-68-72-74-285	25,420.00
	Ben Curtis	-9	69-71-69-70-279	215,450.00	Jason Day	-3	72-69-70-74-285	25,420.00
8.	Thorbjorn Olesen	-8	71-67-74-68-280	167,400.00	46. Kevin Kisner	-2	69-72-76-69-286	18,062.67
	Bill Haas	-8	73-67-72-68-280	167,400.00	Dustin Johnson	-2	73-68-72-73-286	18,062.67
	Luke Guthrie	-8	75-69-66-70-280	167,400.00	Justin Hicks	-2	73-67-71-75-286	18,062.66
	Brendon Todd	-8	71-68-69-72-280	167,400.00	49. Stewart Cink	-1	71-73-72-71-287	15,148.67
	Charl Schwartzel	-8	72-69-67-72-280	167,400.00	Phil Mickelson	-1	72-70-72-73-287	15,148.67
13.	Scott Brown	-7	70-69-71-71-281	124,000.00	David Lingmerth	-1	72-72-70-73-287	15,148.67
	Paul Casey	-7	66-66-76-73-281	124,000.00	Luke Donald	-1	71-69-73-74-287	15,148.67
15.	Jason Allred	-6	74-68-74-66-282	102,300.00	Freddie Jacobson	-1	71-71-71-74-287	15,148.66
	Matt Kuchar	-6	74-69-69-70-282	102,300.00	Ben Martin	-1	72-72-65-78-287	15,148.66
	Rory McIlroy	-6	63-78-69-72-282	102,300.00	55. Michael Putnam	E	71-73-73-71-288	14,198.00
	Billy Horschel	-6	71-69-68-74-282	102,300.00	Nick Watney	E	69-71-74-74-288	14,198.00
19.	Charley Hoffman	-5	69-72-73-69-283	65,237.78	57. Richard H. Lee	+1	76-68-76-69-289	13,764.00
	Jim Furyk	-5	73-68-72-70-283	65,237.78	Gary Woodland	+1	71-68-75-75-289	13,764.00
	Martin Flores	-5	69-68-75-71-283	65,237.78	Charles Howell III	+1	69-75-71-74-289	13,764.00
	Jason Dufner	-5	71-69-71-72-283	65,237.78	Ryo Ishikawa	+1	72-71-71-75-289	13,764.00
	Ernie Els	-5	70-72-69-72-283	65,237.78	Justin Leonard	+1	68-75-68-78-289	13,764.00
	Ryan Moore	-5	68-70-72-73-283	65,237.78	62. John Huh	+2	73-75-75-72-290	13,268.00
	Bo Van Pelt	-5	72-72-66-73-283	65,237.78	Carl Pettersson	+2	72-72-73-73-290	13,268.00
	Andrew Svoboda	-5	72-69-68-74-283	65,237.77	Kiradech Aphibarnrat	+2	73-71-70-76-290	13,268.00
	Jordan Spieth	-5	69-72-67-75-283	65,237.77	65. Scott Stallings	+3	72-71-77-71-291	12,834.00
28.	K.J. Choi	-4	73-71-72-68-284	38,646.67	Carlos Ortiz	+3	75-68-76-72-291	12,834.00
	David Hearn	-4	71-73-69-71-284	38,646.67	Josh Teater	+3	71-72-76-72-291	12,834.00
	Robert Garrigus	-4	72-70-70-72-284	38,646.67	Hyung-Sung Kim	+3	70-72-76-73-291	12,834.00
	Daniel Summerhays	-4	74-70-68-72-284	38,646.67	69. Lucas Glover	+4	70-73-76-73-292	12,400.00
	Hunter Mahan	-4	68-70-73-73-284	38,646.67	Pat Perez	+4	71-70-77-74-292	12,400.00
	Brendon de Jonge	-4	73-69-69-73-284	38,646.67	Chris Stroud	+4	74-68-74-76-292	12,400.00
	Kevin Stadler	-4	72-71-68-73-284	38,646.66	72. Greg Chalmers	+5	71-72-75-75-293	12,090.00
	Robert Streb	-4	72-67-69-76-284	38,646.66	Mark Wilson	+5	69-74-74-76-293	12,090.00
	Scott Langley	-4	72-66-67-79-284	38,646.66	74. Kyle Stanley	+10	74-68-80-76-298	11,904.00
37.	Billy Hurley III	-3	73-70-74-68-285	25,420.00	75. J.B. Holmes	+11	67-75-81-76-299	11,718.00
	Michael Thompson	-3	67-76-72-70-285	25,420.00	Gonzalo Fdez-Castano	+11	73-70-79-77-299	11,718.00

Bryce Molder (74-71-MC), Kevin Chappell (73-72-MC), Nicholas Thompson (70-75-MC), Brendan Steele (74-71-MC), Rickie Fowler (75-70-MC), Tim Clark (73-72-MC), Mike Weir (73-72-MC), Michael Kim (73-72-MC), Steven Bowditch (75-70-MC), Y.E. Yang (78-67-MC), Justin Rose (73-72-MC), Russell Henley (71-74-MC), D.A. Points (74-71-MC), Thomas Aiken (70-75-MC), Robert Allenby (73-73-MC), Woody Austin (75-71-MC), Russell Knox (73-73-MC), Matt Every (74-72-MC), Brice Garnett (72-75-MC), Seung-Yul Noh (73-74-MC), Rory Sabbatini (74-73-MC), Kevin Streelman (74-73-MC), Nicolas Colsaerts (76-71-MC), Will MacKenzie (72-75-MC), Roberto Castro (76-71-MC), Brian Stuard (74-73-MC), Erik Compton (76-72-MC), Brian Harman (74-74-MC), Sean O'Hair (75-74-MC), Trevor Immelman (74-75-MC), Morgan Hoffmann (78-71-MC), Justin Lower (74-75-MC), Jason Bohn (73-76-MC), George McNeill (73-76-MC), Chesson Hadley (74-75-MC), Vijay Singh (73-77-MC), Ken Duke (75-75-MC), Brian Davis (72-79-MC), Branden Grace (77-74-MC), Martin Laird (78-74-MC), Matt Jones (72-80-MC), William McGirt (77-77-MC), Derek Ernst (81-74-MC), Stuart Appleby (77-WD)

2013 Memorial Tournament



Matt Kuchar didn't waste any time putting a disappointing loss behind him, and the reward for his perseverance was one of the most significant victories – and experiences – in his career.

Just one week after being unable to hold onto the 54-hole lead in the Crowne Plaza Invitational at Colonial, Kuchar, his form still excellent, confidently kept his nose in front of the field throughout the final round of the Memorial Tournament presented by Nationwide Insurance, submitting a clutch 4-under-par 68 in breezy conditions to hold off fast-closing Kevin Chappell and capture his sixth PGA TOUR title.

A former U.S. Amateur champion, Kuchar, 35, completed 72 holes at Muirfield Village Golf Club in 12-under 276. His reward not only was the \$1.116 million first prize, but something even more intrinsically valuable, memorable and special: the congratulatory handshake from Tournament Founder and Host Jack Nicklaus.

"To walk off the green and to greet Mr. Nicklaus and have him congratulate me, that's something I'll certainly never forget," said Kuchar, who posted multiple victories in a season for the first time, having won the World Golf Championships-Accenture Match Play Championship in February – also on a Nicklaus-designed course.

Kuchar didn't exactly play poorly and give away his bid to win at Colonial, shooting 68 in the final round. But it wasn't enough to hold off fast-closing Boo Weekley. This time, it was Chappell who made a run at the former Georgia Tech standout.

Playing beside Kuchar, Chappell didn't look like much of a threat compared to other contenders like Kyle Stanley and Scott Stallings, who got off to a fast start on his way to a 67, the day's best score. In fact, going into the final nine holes at Muirfield Village, Kuchar led Stanley by just one stroke while Stallings was three behind and Chappell four back with Matt Jones and 2010 Memorial winner Justin Rose.

Eventually, it came down to Chappell running out of holes as he birdied three of the last four, including a two-foot kick-in at the 72nd hole to put extra pressure on Kuchar, who had begun the day with a two-shot lead and had managed to mostly preserve it throughout. With just four holes remaining, Kuchar, after a two-putt birdie, appeared to be safe and ready to stroll into the clubhouse, leading by four shots. But he bogeyed 16 with a three-putt, and then watched Chappell sink a 15-footer for birdie at the 17th. A 4-foot par save allowed Kuchar to head to the 72nd hole two clear, but now things were looking a bit shaky.

They got tense when Chappell's 9-iron from 157 yards headed towards the hole. Kuchar, meanwhile, hit his approach safely to 20 feet. Another three-putt would force a playoff, but Kuchar finished it off properly, needing only one stroke on the right-to-left breaking putt to earn

the victory. Kuchar raised his arm in triumph as the ball found the cup.

"There at the end, it got scary," said Kuchar, who hit 13 of 14 fairways despite the tricky winds. "He (Chappell) made a great run.

"It was a bit of survival," Kuchar said. "I was fortunate to make a handful of birdies. I think anytime you make a birdie in these conditions, you feel like you're really up on the field here. Most of these holes, you're looking at just getting out with a par."

"I got close, but he just doesn't make very many mistakes," Chappell said. "His bad shots hit greens. And he's really good with the putter," said Chappell, who played his last 25 holes without a bogey.

Kyle Stanley ran off four birdies in a five-hole stretch to end the front nine and pull within one shot, but he fell back with a bogey on the par-5 11th and never caught up, finishing alone in third after his 71 gave him a 7-under 281. Scott Stallings and Bill Haas tied for fourth at 282, with Stallings firing a closing 67, while Haas shot 71.

No. 1 player in the world Tiger Woods, whose 2012 victory was his fifth in the Memorial Tournament – two more than Kenny Perry and three more than several players, including Nicklaus – never got untracked nor into contention. He suffered two triple-bogeys in the same tournament for the first time since 1997 and wound up with the second-highest tournament score in his career at 8-over 296. "It happens. It happens to us all," said Woods, whose third-round 79 was his highest score at Muirfield Village. "It was just a bad week. Go home next week and practice."

Charl Schwartzel, the 2011 Masters winner, took advantage of benign conditions to seize the first-round lead, firing a 7-under-par 65 for a one-stroke advantage over Scott Piercy, while Stanley, Russell Henley, Josh Teater and Charlie Wi had 67s. Kuchar, along with Bill Haas, opened with a 68.

Haas, whose father Jay holds the Memorial record for most cuts made (29), added a 67 in Round 2 for a 9-under 135 total, one better than Schwartzel (71) and two ahead of Stanley (70). Bubba Watson, another former Masters winner, fired a 67 and climbed into a tie for fourth at 138 with Kuchar, who shot 70.

Three weather suspensions, the last at 7:06 p.m., forced 42 players to complete their second rounds on a blustery Saturday morning. Among the 73 players to make the cut were No. 2 Rory McIlroy, who advanced despite bogeying two of his last three holes. Also making the cut was 53-year-old Fred Couples, winner of the 1998 Memorial and captain of the U.S. Presidents Cup team, which was looking to extend its winning streak later in the year at Muirfield Village in the 10th edition of the biennial competition. Those outside the cutline included former Memorial winners Kenny Perry and Vijay Singh.

With winds swirling and the greens drying out, the third round proved to be particularly troublesome for the talented field. Only six players broke 70, led by Chappell and J.J. Henry with 68s. Haas and Schwartzel dropped back after each shot 76, while Kuchar moved into the 54-hole lead for the second straight week, posting 8-under 208.

This time, he wasn't going to be denied.

"There are a couple of things I thought were missing from my pedigree," said Kuchar, who established his reputation as a big-time player by winning the 1997 U.S. Amateur and then finishing as low amateur in the 1998 Masters and U.S. Open. "A major championship is on the list, and a multiple-win season was on the list. That's something that at the beginning of the year when I set goals, I wanted to have a multiple-win year. Having a multiple-win season is nice to be able to check that one off the list.

"Great golf breeds more great golf," Kuchar added. "Winning tournaments breeds winning more tournaments. Anytime you can get comfortable playing in that final group, finishing off a tournament, winning a tournament is a huge amount of confidence."

2013 Memorial Tournament Results

Dates: May 30 – June 2, 2013

Purse: \$6,200,000

Par: 36-36 = 72

FedExCup Points To Winner: 500

Yardage: 7,352

Leaders: First Round – Charl Schwartzel 65 (-7), Scott Piercy 66 (-6), Russell Henley 67 (-5), Kyle Stanley 67 (-5), Josh Teater 67 (-5), Charlie Wi 67 (-5), Matt Kuchar 68 (-4), Bill Haas 68 (-4). **Second Round** – Bill Haas 135 (-9), Charl Schwartzel 136 (-8), Kyle Stanley 137 (-7), Matt Kuchar 138 (-6), Bubba Watson 138 (-6). **Third Round** – Matt Kuchar 208 (-8), Kevin Chappell 210 (-6), Kyle Stanley 210 (-6), Bill Haas 211 (-5), Matt Jones 211 (-5), Justin Rose 211 (-5).

Cut: 73 professionals at 3-over-par 147 from a field of 117 professionals and three amateurs..

WEATHER: Thursday: Mostly sunny with a high of 83 degrees. Winds SW 8-15 mph. Friday: Partly cloudy with light showers throughout the day and highs in the upper 80s. Winds SSW 15-30 mph, with gusts over 40 mph. Due to a dangerous weather situation, play was suspended from 2:36 p.m. until 2:58 p.m. Play was again suspended at 4:49 p.m. and resumed at 6:16 p.m. At 7:07 p.m. play was suspended for the day due to dangerous weather conditions and heavy rain with 42 players still on the course. The remaining players returned at 7:30 a.m. Saturday morning to complete their second round. Saturday: Mostly cloudy with a high of 83 degrees. Winds SSW 15-25, gusting to 30 mph. Sunday: Mostly cloudy with a high of 76 degrees. Winds W 10-15 mph, gusting to 20 mph.

1. Matt Kuchar	-12	68-70-70-68-276	\$1,116,000.00	William McGirt	+2	73-73-71-73-290	28,520.00
2. Kevin Chappell	-10	71-71-68-68-278	669,600.00	Trevor Immelman	+2	70-72-74-74-290	28,520.00
3. Kyle Stanley	-7	67-70-73-71-281	421,600.00	Rickie Fowler	+2	72-71-76-71-290	28,520.00
4. Scott Stallings	-6	70-70-75-67-282	272,800.00	41. George McNeill	+3	74-71-71-75-291	20,556.45
Bill Haas	-6	68-67-76-71-282	272,800.00	Ben Curtis	+3	73-70-73-75-291	20,556.45
6. Russell Henley	-5	67-77-70-69-283	215,450.00	Henrik Stenson	+3	71-73-75-72-291	20,556.45
Matt Jones	-5	69-72-70-72-283	215,450.00	Richard H. Lee	+3	73-71-72-75-291	20,556.45
8. Michael Thompson	-4	69-76-70-69-284	167,400.00	Camilo Villegas	+3	72-71-76-72-291	20,556.45
Brian Davis	-4	75-70-69-70-284	167,400.00	Jason Day	+3	72-75-72-72-291	20,556.44
Charl Schwartzel	-4	65-71-76-72-284	167,400.00	Billy Horschel	+3	70-75-76-70-291	20,556.44
Pat Perez	-4	72-69-72-71-284	167,400.00	Brandt Jobe	+3	70-75-78-68-291	20,556.44
Justin Rose	-4	70-70-71-73-284	167,400.00	Mark Leishman	+3	74-72-77-68-291	20,556.44
13. James Driscoll	-3	70-75-73-67-285	119,866.67	50. Luke Guthrie	+4	72-74-72-74-292	15,252.00
Ryan Moore	-3	70-72-73-70-285	119,866.67	Fred Couples	+4	70-75-70-77-292	15,252.00
Adam Scott	-3	73-70-69-73-285	119,866.66	Keegan Fradley	+4	71-74-75-72-292	15,252.00
16. Hunter Mahan	-2	73-68-75-70-286	93,000.00	53. Martin Laird	+5	71-75-71-76-293	14,353.00
Ken Duke	-2	75-69-72-70-286	93,000.00	Chris Stroud	+5	69-77-69-78-293	14,353.00
Cameron Tringale	-2	71-71-74-70-286	93,000.00	Robert Allenby	+5	74-73-72-74-293	14,353.00
Gary Woodland	-2	70-73-70-73-286	93,000.00	Mike Weir	+5	75-72-75-71-293	14,353.00
Scott Piercy	-2	66-75-71-74-286	93,000.00	57. David Lingmerth	+6	75-70-72-77-294	13,702.00
21. Robert Castro	-1	71-70-75-71-287	58,202.50	John Senden	+6	71-72-76-75-294	13,702.00
K.J. Choi	-1	72-74-70-71-287	58,202.50	Derek Ernst	+6	70-73-78-73-294	13,702.00
Luke Donald	-1	73-73-71-70-287	58,202.50	Josh Teater	+6	67-79-75-73-294	13,702.00
Graham DeLaet	-1	70-72-74-71-287	58,202.50	Ryo Ishikawa	+6	74-73-74-73-294	13,702.00
David Hearn	-1	71-71-74-71-287	58,202.50	Rory McIlroy	+6	78-69-75-72-294	13,702.00
Charles Howell III	-1	72-70-73-72-287	58,202.50	63. Charley Hoffman	+7	73-69-72-81-295	13,206.00
Bo Van Pelt	-1	73-69-72-73-287	58,202.50	Jordan Spieth	+7	72-73-82-68-295	13,206.00
Jim Furyk	-1	75-70-69-73-287	58,202.50	65. George Coetzee	+8	70-75-72-79-296	12,896.00
29. Stewart Cink	E	70-72-76-70-288	40,300.00	Charlie Wi	+8	67-74-77-78-296	12,896.00
Carl Pettersson	E	71-71-73-73-288	40,300.00	Tiger Woods	+8	71-74-79-72-296	12,896.00
Davis Love III	E	73-69-72-74-288	40,300.00	68. Gonzalo Fdez-Castano	+9	72-74-77-74-297	12,648.00
Bubba Watson	E	71-67-75-75-288	40,300.00	69. Tom Gillis	+11	73-70-75-81-299	12,462.00
J.J. Henry	E	72-72-68-75-288	40,300.00	Fabian Gomez	+11	76-68-77-78-299	12,462.00
34. Robert Karlsson	+1	69-71-76-73-289	33,480.00	71. Zach Johnson	+13	73-72-81-75-301	12,276.00
Justin Leonard	+1	70-76-73-70-289	33,480.00	72. Justin Hicks	+15	73-73-81-76-303	12,152.00
Bud Cauley	+1	71-73-76-69-289	33,480.00	73. Jimmy Walker	+16	72-75-77-80-304	12,028.00
37. Ernie Els	+2	73-70-74-73-290	28,520.00				

Scott Brown (75-73-MC), John Huh (72-76-MC), Chris Kirk (74-74-MC), Vijay Singh (72-77-MC), Ricky Barnes (74-75-MC), Greg Chalmers (78-71-MC), Dustin Johnson (73-76-MC), Kevin Stadler (79-70-MC), Brian Stuard (73-76-MC), Mark Wilson (74-75-MC), Erik Compton (74-76-MC), Brendon de Jonge (75-75-MC), Lucas Glover (78-72-MC), Kenny Perry (76-74-MC), Ted Potter, Jr. (74-76-MC), Daniel Summerhays (74-76-MC), Tommy Gainey (71-80-MC), Brian Haman (74-77-MC), Ben Kohles (76-75-MC), Bryce Molder (72-79-MC), D.A. Points (76-75-MC), Webb Simpson (75-76-MC), Kevin Streelman (71-80-MC), Nicholas Thompson (78-73-MC), Guan Tainlang (72-79-MC), Casey Wittenberg (76-75-MC), Charlie Beljan (72-80-MC), Nicholas Colsaerts (80-72-MC), James Hahn (75-77-MC), Brandt Snedeker (72-80-MC), Aaron Baddeley (74-79-MC), Jonathan Byrd (77-76-MC), Branden Grace (78-75-MC), Jason Kokrak (76-77-MC), Geoff Ogilvy (77-76-MC), Justin Bolli (75-79-MC), Jeff Overton (76-78-MC), Sang-Moon Bae (77-78-MC), Steven Fox (78-78-MC), Shane Lowry (78-78-MC), Matt Every (74-84-MC), Peter Williamson (81-77-MC), Nick Watney (82-77-MC), Brendan Steele (79-81-MC), Lee Westwood (76-WD), Seung-ul Noh (78-DQ), Johnson Wagner (79-WD)

2012 Memorial Tournament



Jack Nicklaus wasn't surprised that Tiger Woods matched him for career wins on the PGA TOUR. The manner in which Woods achieved it, however, was quite an eye-opener, even for the Golden Bear.

With a magical flop shot for a birdie from behind the green on the 16th hole that Nicklaus called, "the most unbelievable, gutsy shot I've ever seen," Woods overcame a two-shot deficit with three holes to play and captured the 2012 Memorial Tournament presented by Nationwide Insurance, his fifth win at Muirfield Village Golf Club.

On a sunny and warm afternoon in central Ohio, Woods converted three birdies in the final four holes for a closing 5-under-par 67, tied for low round of the day, and defeated Rory Sabbatini and Andres Romero by two strokes with a 9-under 279 aggregate total – his highest winning total at Muirfield Village.

The victory was the 73rd on the PGA TOUR for Woods, tying Nicklaus for second all-time behind Sam Snead's 82 wins.

"He had to rub it in my face right here, didn't he?" Nicklaus quipped, laughing. "No, if he's going to do it, which he was obviously going to, I'd like to see it happen here. And the way he did it, you know, he just played great."

The way he did it was familiar to those who have watched Woods regularly pull off uncanny shots. This time it was a 50-foot flop from behind the 16th green, a hole Nicklaus had recently redesigned to add more excitement to the closing stretch on his signature layout. Mission accomplished.

Trailing Sabbatini by two strokes at the time, Woods assessed a scruffy lie in thick rough after knocking a 7-iron over the green at the recently redesigned par-3. Without regard to the water hazard beyond the hole, Woods took a huge swipe at the ball, watched it land softly and then track towards the cup. When it went in, Woods unleashed a muscular fist-pump as the gallery whooped and roared. It was just one of four birdies at 16 all day.

"Look at the position he was in," Nicklaus said. "If he's short, the tournament is over. If he's long, the tournament is over. He puts it in the hole. What a shot. I don't think under the circumstances I've ever seen a better shot."

"It's one of the hardest ones I've pulled off," Woods, 36, conceded after his second win of the season. "The shot was really difficult, but it wouldn't have been so bad if I had a good lie. The lie was just a little bit marginal where it brought water into play. I went for it. I pulled it off, and for it to land as soft as it did was kind of a surprise because it was baked out and it was also downhill running away from me. It just fell in. I didn't think it was going to get there at one point. Kind of like 16 at Augusta, I thought I was going to leave it short somehow, and then it fell in."

Woods' playing partner, Rickie Fowler, who struggled to an 84 Sunday, also was reminded of the shot Woods holed at 16 at Augusta National Golf Club on the way to winning the 2005 Masters.

"He had obviously a shot that, I guess not lucky, but you hit a good shot to get it inside 10 feet, and it came out perfect, landed kind of right on the crown of that ridge there, and the rest is history," Fowler said. "He loves being in the moment, and that's where he kind of gets down, focuses and hits those shots. He hit a perfect shot, and it was the perfect time to do it."

"It was phenomenal," caddy Joe LaCava said. "And the roar was unbelievable."

Woods is the fastest in PGA TOUR history to get to 73 wins at age 36 years, 5 months, 4 days. Nicklaus captured his final victory in the 1986 Masters, at age 46. Sam Snead, who holds the record of 82 wins, was nine days past his 43rd birthday when he won the 1955 Palm Beach Round Robin for win No. 73.

"It's awfully special to just have won this event, and to do it here with Jack obviously there at 18, it's awfully special for us as players to have him there and to greet us after we finish ... and to do it at such a young age, it feels really special," Woods said.

Woods started the final round four strokes behind Spencer Levin, who was seeking his first PGA TOUR title. Levin ended up tied for fourth with Daniel Summerhays after a 75. Summerhays carded 69-283. Sabbatini, who grabbed the outright lead from Levin with a birdie at the 12th hole, bogeyed the 16th just minutes after Woods' spectacular birdie and finished with 72-281. Romero tied Woods for low round of the day to equal his best finish on TOUR.

Known for his ability to close out tournaments when ahead after 54 holes, Woods won for the third time at the Memorial in come-from-behind fashion. Only 16 times has the third-round leader gone on to capture the Memorial trophy.

Woods opened with a 2-under 70, four strokes behind Scott Stallings' 66, while Levin and Erik Compton shot 67s. Sabbatini posted a 69 for a 6-under 138 total and the 36-hole lead, one stroke ahead of Woods, Stallings and Levin. A 69 on Saturday gave Levin an 8-under 208 total and a one-stroke lead over Sabbatini, who had a 71. Rickie Fowler was third heading into the final round at 211 after a 69.

Stallings fell back with a final-round 77 and 291 total to finish tied for 25th. Steve Stricker, the 2011 Memorial winner, came in joint 50th at 294.

2012 Memorial Tournament Results

Dates: May 31 – June 3, 2012

Purse: \$6,200,000
FedExCup Points To Winner: 500

Par: 36-36 = 72
Yardage: 7,366

Leaders: First Round – Scott Stallings 66 (-6), Spencer Levin 67 (-5), Erik Compton 67 (-5), Seven players tied 69 (-3), Tiger Woods 70 (T11). **Second Round** – Rory Sabbatini 138 (-6), Spencer Levin 139 (-5), Scott Stallings 139 (-5), Tiger Woods 139 (-5), Daniel Summerhays 140 (-4), Jim Furyk 140 (-4). **Third Round** – Spencer Levin 208 (-8), Rory Sabbatini 209 (-7), Rickie Fowler 211 (-5), Tiger Woods 212 (-4), Ryo Ishikawa 213 (-3), Henrik Stenson 213 (-3), Jonathan Byrd 213 (-4).

Cut: 72 players at 3-over-par 147 from a field of 120 professionals.

WEATHER: Thursday: Mostly sunny and pleasant with highs in the mid to upper 70s. High of 76. Winds NE 8-12 mph. **Friday:** Scattered storms with periods of heavy rain. Cooler temperatures into the afternoon with a high of 58. Winds W 15-20 with gusts up to 28 mph. Overnight rains totaled .88 inches. Play was delayed from 9:44 a.m.-11:32 a.m. (1 hour, 48 minutes) due to heavy rain and thunderstorms. **Saturday:** Cool and clear in the morning with temperatures hovering around 57 degrees. Winds W 15-20 with gusts up to 30 mph. Warmer in the afternoon with temperatures reaching 70 degrees. **Sunday:** Sunny and warmer with temperatures reaching 75 degrees. Winds W 15-20 with gusts up to 28 mph.

1. Tiger Woods	-9	70-69-73-67-279	\$1,116,000.00		Kyle Reifers	+3	71-70-73-77-291	40,776.92
2. Andres Romero	-7	69-73-72-67-281	545,600.00		38. Jeff Overton	+4	72-72-78-70-292	24,800.00
Rory Sabbatini	-7	69-69-71-72-281	545,600.00		Nick O'Hern	+4	74-73-74-71-292	24,800.00
4. Daniel Summerhays	-5	69-71-74-69-283	272,800.00		Greg Chalmers	+4	71-71-77-73-292	24,800.00
Spencer Levin	-5	67-72-69-75-283	272,800.00		Brendon de Jonge	+4	73-71-74-74-292	24,800.00
6. Matt Every	-4	69-75-71-69-284	215,450.00		Troy Matteson	+4	72-69-76-75-292	24,800.00
Jonathan Byrd	-4	71-70-72-71-284	215,450.00		Erik Compton	+4	67-75-75-75-292	24,800.00
8. Justin Rose	-3	73-72-71-69-285	192,200.00		Johnson Wagner	+4	72-72-73-75-292	24,800.00
9. Greg Owen	-2	72-71-76-67-286	167,400.00		Ryan Moore	+4	70-73-71-78-292	24,800.00
Aaron Baddeley	-2	69-72-73-72-286	167,400.00		46. Adam Scott	+5	70-72-77-74-293	17,577.00
Ryo Ishikawa	-2	72-70-71-73-286	167,400.00		Rod Pampling	+5	72-74-73-74-293	17,577.00
12. Luke Donald	-1	71-73-75-68-287	142,600.00		Lucas Glover	+5	74-68-75-76-293	17,577.00
13. J.B. Holmes	E	72-75-74-67-288	119,866.67		Henrik Stenson	+5	74-68-71-80-293	17,577.00
Bo Van Pelt	E	73-69-75-71-288	119,866.67		50. Fred Couples	+6	74-73-76-71-294	15,438.00
Jim Furyk	E	72-68-75-73-288	119,866.66		Steve Stricker	+6	73-70-75-76-294	15,438.00
16. Davis Love III	+1	74-72-71-72-289	99,200.00		52. Bud Cauley	+7	70-76-77-72-295	14,539.00
Kevin Stadler	+1	72-73-71-73-289	99,200.00		Charlie Wi	+7	71-75-75-74-295	14,539.00
Vijay Singh	+1	72-73-69-75-289	99,200.00		Seung-Yul Noh	+7	72-73-75-75-295	14,539.00
19. Hunter Mahan	+2	72-73-77-68-290	72,540.00		Rickie Fowler	+7	71-71-69-84-295	14,539.00
K.J. Choi	+2	74-71-77-68-290	72,540.00		56. Robert Allenby	+8	73-74-77-72-296	14,074.00
John Huh	+2	71-74-76-69-290	72,540.00		Jhonattan Vegas	+8	74-73-75-74-296	14,074.00
Charl Schwartzel	+2	73-72-73-72-290	72,540.00		58. Geoff Ogilvy	+9	71-74-79-73-297	13,702.00
Blake Adams	+2	69-77-71-73-290	72,540.00		Marc Leishman	+9	72-75-75-75-297	13,702.00
Dustin Johnson	+2	71-71-73-75-290	72,540.00		Ernie Els	+9	70-75-74-78-297	13,702.00
25. Branden Grace	+3	74-72-75-70-291	40,776.93		Chris DiMarco	+9	73-72-73-79-297	13,702.00
Chris Kirk	+3	75-70-75-71-291	40,776.93		62. Harris English	+10	71-75-80-72-298	13,206.00
Ricky Barnes	+3	72-72-76-71-291	40,776.93		Jimmy Walker	+10	72-73-78-75-298	13,206.00
Brian Davis	+3	73-72-74-72-291	40,776.93		Brendan Steele	+10	72-75-74-77-298	13,206.00
Cameron Tringale	+3	72-74-73-72-291	40,776.92		Ryuji Imada	+10	75-72-71-80-298	13,206.00
Nicolas Colsaerts	+3	72-74-73-72-291	40,776.92		66. Brandt Jobe	+11	73-74-79-73-299	12,834.00
Pat Perez	+3	74-73-72-72-291	40,776.92		Mark Wilson	+11	70-76-78-75-299	12,834.00
Stewart Cink	+3	71-73-73-74-291	40,776.92		68. Scott Piercy	+12	70-75-80-75-300	12,648.00
David Mathis	+3	71-71-74-75-291	40,776.92		69. Ben Crane	+13	72-75-74-80-301	12,524.00
Trevor Immelman	+3	71-70-75-75-291	40,776.92		70. Camilo Villegas	+15	73-74-82-74-303	12,338.00
David Hearn	+3	70-75-70-76-291	40,776.92		Robert Garrigus	+15	71-76-79-77-303	12,338.00
Scott Stallings	+3	66-73-75-77-291	40,776.92					

George McNeill (72-76-MC), Nick Watney (73-75-MC), Bill Haas (73-75-MC), Kevin Chappell (74-74-MC), Will Claxton (74-75-MC), Bubba Watson (75-74-MC), Ben Curtis (70-79-MC), Bryden Macpherson (79-70-MC), James Driscoll (73-76-MC), Kevin Streelman (73-76-MC), Steve Marino (74-75-MC), John Senden (77-72-MC), Kyle Stanley (75-74-MC), Angel Cabrera (75-74-MC), Martin Flores (74-75-MC), Stuart Appleby (77-73-MC), Rory McIlroy (71-79-MC), Keegan Bradley (76-74-MC), Jason Day (74-76-MC), Kelly Kraft (73-77-MC), Charley Hoffman (75-76-MC), Jonas Blixt (74-77-MC), Carl Pettersson (76-75-MC), Kevin Na (76-75-MC), D.A. Points (76-75-MC), Ken Duke (75-76-MC), Chris Couch (75-77-MC), Chris Stroud (74-78-MC), Billy Mayfair (74-78-MC), Kris Blanks (76-76-MC), Michael Thompson (74-79-MC), Jerry Kelly (75-78-MC), Garth Mulroy (77-76-MC), Webb Simpson (78-75-MC), J.J. Killeen (76-77-MC), Colt Knost (78-76-MC), Louis Oosthuizen (75-80-MC), Billy Hurley III (84-71-MC), Tommy Gainey (79-77-MC), Gary Woodland (77-79-MC), Bo Hoag (80-77-MC), Bryce Molder (75-83-MC), Brian Harman (77-82-MC), Mike Weir (83-81-MC), Brandt Snedeker (69-74-MC), Sang-Moon Bae (79-MC), Phil Mickelson (79-MC), Tom Gillis (81-MC), Boo Weekley (82-MC)

2011 Memorial Tournament



Sometimes past performance is not an accurate indicator of future performance.

Steve Stricker is a prime example. The steady veteran from Madison, Wis., never before had finished in the top-10 in the Memorial Tournament presented by Nationwide Insurance, even though he enjoyed playing at Muirfield Village Golf Club.

But his fortunes changed in the 2011 Memorial. Did they ever.

With a gut-churning closing 4-under-par 68 that included a couple of crucial par saves down the stretch, Stricker hung on for a one-stroke victory over Matt Kuchar and Brandt Jobe on a stormy afternoon in central Ohio.

With a 16-under 272 total, Stricker captured his 10th career PGA TOUR title, and at the time moved up to No. 4 in the Official World Golf Ranking to become the highest-ranked American golfer – pretty heady stuff for a guy once ranked 337th in the world and wondering if he might have to find another line of work. Instead, he got to make a beeline for Tournament founder and host Jack Nicklaus for a congratulatory handshake.

"You've seen so many guys do that over the years, the winners coming off the green and getting greeted by Mr. Nicklaus," Stricker said. "And you always think one day that could be you. And it turned out it was me this year. It's a great thrill. It's a dream come true."

Winning the 36th Memorial Tournament arguably was the biggest win of Stricker's career, and it was perhaps among the most unexpected as well. In 11 previous starts he had finished no better than 13th, that coming in 1996. He finished tied for 17th in 2010, tied for 27th the year before that.

How did one of the game's best ball-strikers turn around his fortunes?

By just doing what he does best. And doing it in a big way.

Stricker became the first competitor in Memorial Tournament history to record eagles on par-3, par-4 and par-5 holes. Just as incredible, he recorded those three eagles in a stretch of just seven holes over two days.

Rory McIlroy set the pace in the opening round with a 66, equaled later by Chris Riley, good for a one-stroke lead over Chris DiMarco and Josh Teater. Stricker was in a large group two behind after a solid 68. But he ended the second round with a flourish that included an ace on the par-3 eighth hole, knocking in a 6-iron from 186 yards. He also birdied the ninth for a 67 and the lead at 9-under 135, three shots clear of four men: Ricky Barnes, Jonathan Byrd, Rod Pamplung and McIlroy.

"That shot has always provided me with trouble over the years," Stricker said of the eighth hole. "It's just a tough par 3.

There's not a lot of room there to hit it. What I had going for me was there was a little bit of a left-to-right wind and I draw the ball, so I could pretty much hold up against the wind. It started off right at the hole and went in. You know, it's a shock when you see that go in ... but in a good way."

Stricker, by the way, joined Byrd, Rocco Mediate and Richard S. Johnson as recent tournament winners on the PGA TOUR over the past year who made an ace on the way to a victory.

Early in Saturday's third round, there was more magic from the 44-year-old as he eagled the par-4 second by holing his sand wedge approach from 114 yards. Three holes later, the eagle landed yet again at the par-5 fifth with a 3-iron approach from nearly 230 yards to within 8 feet of the cup. One of the game's best putters, Stricker wasn't about to miss. He didn't.

"I think that stretch of holes ... I played about 10 holes in 9 under or something like that," said Stricker, who with a 69 kept his three-stroke lead over Byrd through 54 holes. "And that really kind of won the Tournament for me."

Actually, his performance on the opening nine at Muirfield Village won it for him. He was 20 under par on the opening nine over four rounds. He began Sunday's final round by going out in 6-under 30 to seemingly put a sure grip on the trophy, but Muirfield's closing nine proved as tough as ever and Stricker found himself having to hang on as Kuchar and Jobe finished strong.

It didn't help that Stricker had to wait out a weather delay of more than two hours while he was sitting on a three-shot lead with five holes remaining.

"Your stomach is in a knot," he said. "It's hard not to think about those last closing holes and just the unknown. You don't know what's going to happen with the other players, you don't know how you're going to perform [down] the stretch under the gun. You know, at that point you just want to get done. You want to know what the result is going to be, and you want to finish it off. That's what I was thinking about in there for two or two-and-a-half hours."

His shot-making was not as crisp when play resumed but he was still calm and collected with his trusty putter. Stricker missed the green long on the par-3 16th hole, but after blasting out of the bunker to 16 feet he drained the par putt. He had another sand save at 17, this time converting an 8-footer for par.

Stricker bogeyed the final hole after reaching the fringe in three, but that was still good for a one-stroke victory.

"Obviously, it's special," said Stricker, who was the only player to post four rounds in the 60s. "Where I came from back in '04 and '05, it's well documented. To be where I'm at today, I've got to pinch myself every once in awhile. I'm just enjoying the ride."

Kuchar and Jobe both came in with 65s, tied for low round of the day. Each man birdied the final hole to get there, but came up just short.

"I thought if we would have gone out and shot 65, that might have been good enough," Jobe said. "But it looks like we're going to be a little short. It was his tournament to kind of win or lose, and he's going out there and winning it."

Dustin Johnson also fired a final-round 65 to finish fourth. McIlroy finished in fifth place, five strokes back, after a 68. World No. 1 Luke Donald shot 68-280 to tie for seventh with five others, including Byrd, who closed with a 73.

Three-time Memorial winner Kenny Perry missed the cut for the first time in 17 years dating to the 1993 edition at 6-over 150. Four-time champion Tiger Woods missed the Tournament due to injury.

2011 Memorial Tournament Results

Dates: June 2 – 5, 2011

Purse: \$6,200,000

Par: 36-36 = 72

FedExCup Points To Winner: 500

Yardage: 7,352

Leaders: First Round – Chris Riley 66 (-6), Rory McIlroy 66 (-6), Chris DiMarco 67 (-5), Josh Teater 67 (-5), Steve Stricker 68 (T5), Nine Players at T5 68 (-4). **Second Round** – Steve Stricker 135 (-9), Ricky Barnes 138 (-6), Rod Pampling 138 (-6), Jonathan Byrd 138 (-6), Rory McIlroy 138 (-6), Six Players at T6 139 (-5). **Third Round** – Steve Stricker 204 (-12), Jonathan Byrd 207 (-9), Matt Kuchar 208 (-8), Brandt Jobe 208 (-8), Mark Wilson 209 (-7), Shaun Micheel 209 (-7), Rory McIlroy 209 (-7).

Cut: 73 players at 1-over-par from a field of 119 professionals and one amateur.

WEATHER: Thursday: Sunny and pleasant. High of 76. Winds N 5-10 mph. **Friday:** Mostly cloudy with a high of 72 degrees. Winds E 5-10 mph. **Saturday:** Partly cloudy with a high of 87 degrees. Winds WSW 10-15 mph gusting to 20 mph. **Sunday:** Partly cloudy with a high of 84 degrees. Winds N 5-10 mph. Overnight, .03 inches of rain fell on the course. Play was suspended at 4:22 p.m. due to a dangerous weather situation with 14 players still on the course. Play resumed at 6:56 p.m. for a total delay of 2 hours and 34 minutes.

1. Steve Stricker	-16	68-67-69-68-272	\$1,116,000.00	Blake Adams	-2	71-73-72-70-286	27,900.00
2. Matt Kuchar	-15	69-71-68-65-273	545,600.00	Kyle Stanley	-2	72-73-71-70-286	27,900.00
Brandt Jobe	-15	71-68-69-65-273	545,600.00	Davis Love III	-2	69-73-72-72-286	27,900.00
4. Dustin Johnson	-12	68-73-70-65-276	297,600.00	Kevin Chappell	-2	69-73-68-76-286	27,900.00
5. Rory McIlroy	-11	66-72-71-68-277	248,000.00	42. Charley Hoffman	-1	69-74-75-69-287	22,940.00
6. Gary Woodland	-10	72-69-69-68-278	223,200.00	Bubba Watson	-1	75-69-71-72-287	22,940.00
7. Kevin Streelman	-8	74-68-72-66-280	174,116.67	Scott Piercy	-1	75-67-69-76-287	22,940.00
Luke Donald	-8	70-69-73-68-280	174,116.67	45. Ryuji Inada	E	71-70-77-70-288	17,732.00
John Senden	-8	71-70-71-68-280	174,116.67	Drew Weaver	E	71-70-75-72-288	17,732.00
Webb Simpson	-8	72-70-70-68-280	174,116.67	Josh Teater	E	67-72-77-72-288	17,732.00
Mark Wilson	-8	70-73-66-71-280	174,116.66	Bill Haas	E	71-71-74-72-288	17,732.00
Jonathan Byrd	-8	71-67-69-73-280	174,116.66	Aaron Baddeley	E	71-68-75-74-288	17,732.00
13. Bo Van Pelt	-7	72-70-72-67-281	112,840.00	J.J. Henry	E	70-75-69-74-288	17,732.00
Phil Mickelson	-7	72-70-72-67-281	112,840.00	51. Chris Couch	+1	70-73-76-70-289	14,284.80
Ben Curtis	-7	70-75-69-67-281	112,840.00	Arjun Atwal	+1	73-71-74-71-289	14,284.80
Brett Wetterich	-7	70-71-70-70-281	112,840.00	Chris DiMarco	+1	67-77-74-71-289	14,284.80
Hunter Mahan	-7	69-72-69-71-281	112,840.00	Jason Bohn	+1	70-71-76-72-289	14,284.80
18. Brian Davis	-6	73-71-70-68-282	89,900.00	Brendan Steele	+1	71-71-76-72-289	14,284.80
Ricky Barnes	-6	68-70-74-70-282	89,900.00	J.B. Holmes	+1	72-72-72-73-289	14,284.80
20. D.A. Points	-5	71-72-72-68-283	77,500.00	Rocco Mediate	+1	68-76-72-73-289	14,284.80
Scott Stallings	-5	68-76-68-71-283	77,500.00	Matt Bettencourt	+1	68-72-75-74-289	14,284.80
22. K.J. Choi	-4	70-73-73-68-284	54,405.00	Nick O'Hern	+1	73-72-70-74-289	14,284.80
Rickie Fowler	-4	68-73-74-69-284	54,405.00	Rod Pampling	+1	72-66-72-79-289	14,284.80
Ryan Moore	-4	69-70-75-70-284	54,405.00	61. Ernie Els	+2	71-73-75-71-290	13,516.00
Kevin Stadler	-4	71-68-75-70-284	54,405.00	62. Marc Leishman	+3	73-71-66-81-291	13,392.00
Angel Cabrera	-4	70-73-71-70-284	54,405.00	63. Johnson Wagner	+4	71-74-77-70-292	12,896.00
Charl Schwartzel	-4	72-71-70-71-284	54,405.00	Daniel Summerhays	+4	72-71-80-69-292	12,896.00
Charles Howell III	-4	72-70-70-72-284	54,405.00	Robert Karlsson	+4	74-71-76-71-292	12,896.00
Shaun Micheel	-4	69-73-67-75-284	54,405.00	Charlie Wi	+4	73-72-73-74-292	12,896.00
30. Chris Riley	-3	66-75-77-67-285	36,845.72	Edoardo Molinari	+4	72-69-76-75-292	12,896.00
Pat Perez	-3	71-74-73-67-285	36,845.72	Chez Reavie	+4	75-69-73-75-292	12,896.00
Bryce Molder	-3	68-73-76-68-285	36,845.72	Brendon de Jonge	+4	71-73-73-75-292	12,896.00
Stewart Cink	-3	68-73-74-70-285	36,845.71	70. David Duval	+8	72-73-75-76-296	12,400.00
Zack Miller	-3	72-73-70-70-285	36,845.71	71. Justin Leonard	+9	73-72-79-73-297	12,152.00
Camilo Villegas	-3	73-69-71-72-285	36,845.71	Robert Garrigus	+9	69-75-74-79-297	12,152.00
Troy Matteson	-3	73-69-68-75-285	36,845.71	Alex Cejka	+9	71-72-74-80-297	12,152.00
37. Vijay Singh	-2	73-72-76-65-286	27,900.00				

Tim Petrovic (70-76-MC), Alex Prugh (74-72-MC), Sean O'Hair (76-70-MC), Henrik Stenson (79-67-MC), Robert Allenby (71-75-MC), Cameron Tringale (77-69-MC), Thomas Aiken (75-71-MC), Steve Marino (75-71-MC), Justin Rose (71-75-MC), Martin Laird (75-71-MC), Colt Knost (70-76-MC), Tim Herron (74-73-MC), Jimmy Walker (73-74-MC), Tom Gillis (74-73-MC), Scott McCarron (73-74-MC), Chris Kirk (70-77-MC), Jhonattan Vegas (79-68-MC), Jeff Overton (75-72-MC), Vaughn Taylor (72-76-MC), Spencer Levin (77-71-MC), Ryan Palmer (74-74-MC), Seung-yul Noh (76-72-MC), Billy Mayfair (78-70-MC), Keegan Bradley (76-72-MC), Trevor Immelman (78-70-MC), Tommy Gainey (78-70-MC), Jerry Kelly (78-71-MC), Carl Pettersson (76-73-MC), Bobby Gates (76-73-MC), Todd Hamilton (74-76-MC), Stuart Appleby (75-75-MC), Kenny Perry (80-70-MC), Roland Thatcher (76-74-MC), Fred Couples (79-72-MC), Lucas Glover (72-79-MC), Hunter Haas (77-74-MC), Jim Furyk (77-75-MC), Brett Quigley (80-72-MC), A Eugene Wong (80-72-MC), Kris Blanks (74-80-MC), Matt Jones (82-75-MC), Mike Weir (76-82-MC), Jin Jeong (76-86-MC), Bill Lunde (74-WD), D.J. Trahan (77-WD), Derek Lamely (WD), Joost Luiten (76-DQ)

2010 Memorial Tournament



Breakthrough winners are a rare breed at Muirfield Village Golf Club.

Maybe it's the unique challenge of the celebrated golf course or the pressure of winning one of golf's most prestigious tournaments, the Memorial Tournament presented by Nationwide Insurance, with golf legend Jack Nicklaus, the Tournament host and course designer, looking on. Whatever the

reason, only three men out of the Tournament's first 26 winners made the Memorial their first PGA TOUR title.

But now there are four.

England's Justin Rose, with an impeccable and inspired 6-under-par 66 in the final round, claimed the 35th Memorial with a three-stroke comeback victory over rookie sensation Rickie Fowler, who, in his first visit to Dublin, Ohio, had appeared the favorite to join the roll call of TOUR winners.

"To win here at the Memorial, at Jack's Tournament, I couldn't think of a better place to win my first tournament," Rose, 29, said after becoming the first Englishman to win at Muirfield Village and posting his first triumph in America.

From the very outset, the 2010 Memorial Tournament seemed destined to produce another first-time TOUR winner to join that small and exclusive club, mostly because of the performance of the 21-year-old Fowler. The young California native was on the leaderboard from the beginning. He shared the first-round lead with Rose and Australia's Geoff Ogilvy at 7-under 65, though Ogilvy had the outright lead at 8 under until a bogey at the par-3 eighth, his 17th hole of the day.

Scoring conditions were so favorable, that no one really paid much mind to the two weather interruptions. Forty-eight players broke par and 66 men in all, shot par or better. Among them was Phil Mickelson, who fired a 5-under-par 67 and joined four others in trailing the lead trio by two strokes. The reigning Masters champion, Mickelson carded his second-lowest round at Muirfield Village.

Six players, including 2002 Memorial winner Jim Furyk, came in with 68.

World No. 1 Tiger Woods, the four-time Memorial winner who was defending his 2009 victory, struggled to join the birdie binge, managing an even-par 72.

Weather caused two more suspensions of play in round 2, but Fowler continued to shine. His 66, the low round of the day, gave him a share of the 36-hole Tournament scoring record of 131 set by Scott Hoch in the 1987 Memorial. It also gave him a three-stroke lead over Rose, who shot 69. Of the six previous times the 36-hole leader was ahead by three or more strokes, three went on to win — Tom Watson in 1979, Hale Irwin in 1985 and Kenny Perry in 1991.

Ogilvy, the other first-round leader, struggled to a 77 and fell 11 shots behind in a tie for 33rd place. Mickelson also failed to keep pace after a 71, while Woods, making just his fourth start of 2010, shot 69.

Severe weather conditions ensued for a third straight day, but lightning was abundant in the form of the scoring put together by Ricky Barnes in a record-setting performance. With eight birdies and an eagle at the par-5 11th, Barnes, another non-winner looking for a breakthrough, fired a 10-under 62. It was the lowest third round in Tournament history and one off the course record of 61 John Huston set in the 1996 Memorial.

Barnes moved from a tie for 25th into joint second place with fellow American Tim Petrovic, who had a 69. But they still trailed Fowler by three after the rookie submitted a steady, bogey-free 69 to finish 54 holes at 16-under 200.

Rose bogeyed two of his last four holes to fall back to fourth at 71-204. Brendan de Jonge's 65 placed him fifth alone at 205, while six men were at 207, including Perry and Furyk.

Rose would not bogey another hole in the Tournament, and that would prove crucial in his comeback. With three straight birdies to close out his first nine, Rose climbed within a stroke of Fowler, who offset an early bogey at the second with two birdies.

But the tide turned in Rose's favor for good at the turn when he rattled in a 20-foot par putt at the 10th while Fowler, playing in the group behind, bogeyed. When Fowler found the water at the par-3 12th and made double bogey, it ended a streak of 48 straight holes that Fowler held at least a share of the lead.

Rose, now in control, was cool down the stretch. In one stretch he had eight straight one-putt greens and 11 overall, and his birdies at the 14th and 16th helped hold off Fowler.

"I just made a bad swing and paid for it," Fowler, who closed with a 73, said of his wayward 5-iron tee shot at the 12th that sealed his second runner-up finish of the year and prevented him from joining inaugural winner Roger Maltbie as a victor in his Memorial debut.

Ricky Barnes couldn't find the same magic of the previous day, posting 73 to tie for third at 276 with Bo Van Pelt, who had a 69. Mickelson (69), Petrovic (74) and Ryan Moore (68) tied for fifth at 277, while Woods shot 72-282 to end up in a tie for 19th place, his lowest Memorial showing since 2002.

Rose, who finished joint second in the 2008 Memorial (one of his seven top-3 finishes on the PGA TOUR heading into the 2010 season), joined Woods as consecutive Memorial winners to overcome a four-stroke deficit. Rose finished at 18-under 270, the lowest 72-hole score in the Memorial since Tom Lehman set the record of 20 under 268 in 1994, and he earned \$1.08 million with the largest margin of victory since Ernie Els won by four strokes in 2004.

He joined Lehman, Perry and 1981 winner Keith Fergus as the only men to make the Memorial his first TOUR victory.

The breakthrough was a long time coming for Rose, who as a precocious 17-year-old finished fourth in the 1998 British Open at Royal Birkdale, which fueled high expectations that he struggled to fulfill. But the many bumps he experienced along the way made the reward — the Memorial Tournament trophy and a congratulatory handshake from Jack Nicklaus — all the sweeter.

"Until you win over here, you don't feel like you've really achieved all you want to in the game," said Rose, who notched his seventh victory as a professional and his first since the Volvo Masters in Europe. "I really tried hard to not distinguish a huge difference between winning in Europe and winning in America. I think winning is winning, and you get a great buzz and get the same feeling. So in my mind, at least, I was trying not to put a huge barrier in front of me to say, winning over here is so much different than winning over in Europe. Now with the monkey off my back, there is a difference, of course."

2010 Memorial Tournament Results

Dates: May 31 – June 6, 2010

Purse: \$6,000,000

Par: 36-36 = 72

FedExCup Points To Winner: 500

Yardage: 7,366

Leaders: First Round – Rickie Fowler 65 (-7), Geoff Ogilvy 65 (-7), Justin Rose 65 (-7), Jason Day 67 (-5), Phil Mickelson 67 (-5), Andres Romero 67 (-5), Rory Sabbatini 67 (-5). **Second Round** – Rickie Fowler 131 (-13), Justin Rose 134 (-10), Jim Furyk 135 (-9), Tim Petrovic 135 (-9), Jason Day 136 (-8), Spencer Levin 136 (-8), Stewart Cink 137 (-7), Alex Cejka 138 (-6), Phil Mickelson 138 (-6). **Third Round** – Rickie Fowler 200 (-16), Ricky Barnes 203 (-13), Tim Petrovic 203 (-13), Justin Rose 204 (-12), Brendon de Jonge 205 (-11).


Cut: 71 players at 1-over from a field of 119 professionals and one amateur.

Weather: Thursday: Mostly cloudy with morning thunderstorms and temperatures reaching 82 degrees. Winds WSW at 10-15 mph. Play was suspended at 9:16 a.m. EDT due to dangerous weather conditions. Play resumed at 11:20 a.m. EDT. Play was suspended for a second time from 3:23 p.m. to 3:57 p.m. EDT. **Friday:** Partly cloudy with afternoon thunderstorms. Temperatures reached into the upper 80s. Winds SW 10-15 mph. Play was suspended at 2:24 p.m. EDT due to heavy rain. Play resumed at 2:48 p.m. EDT. Play was suspended again at 5:48 p.m. EDT due to dangerous weather conditions. Play resumed again at 6:23 p.m. EDT. **Saturday:** Cloudy with heavy thunderstorms. The start of the third round was delayed until 11:45 a.m. Play was again suspended due to a dangerous weather situation from 3:31 p.m. until 5:15 p.m. EDT. **Sunday:** Partly sunny and cool with afternoon highs in the lower 70s. Winds NW 15-20 mph.

1. Justin Rose	-18	65-69-70-66-270	\$1,080,000.00	Jason Day	-2	67-69-72-78-286	30,375.00
2. Rickie Fowler	-15	65-66-69-73-273	648,000.00	Spencer Levin	-2	68-68-71-79-286	30,375.00
3. Bo Van Pelt	-12	70-69-68-69-276	348,000.00	Kevin Streelman	-2	70-73-74-69-286	30,375.00
Ricky Barnes	-12	70-71-62-73-276	348,000.00	John Senden	-2	73-72-73-68-286	30,375.00
5. Ryan Moore	-11	70-69-70-68-277	219,000.00	41. Tom Lehman	-1	70-73-70-74-287	21,600.00
Phil Mickelson	-11	67-71-70-69-277	219,000.00	Tom Gillis	-1	71-72-71-73-287	21,600.00
Tim Petrovic	-11	69-66-68-74-277	219,000.00	Bill Haas	-1	73-70-71-73-287	21,600.00
8. Matt Kuchar	-10	71-68-69-70-278	180,000.00	Geoff Ogilvy	-1	65-77-69-76-287	21,600.00
Stewart Cink	-10	70-67-71-70-278	180,000.00	Nathan Green	-1	72-72-67-76-287	21,600.00
10. Jim Furyk	-9	68-67-72-72-279	156,000.00	Peter Hanson	-1	71-71-74-71-287	21,600.00
Rory McIlroy	-9	72-68-68-71-279	156,000.00	47. Jerry Kelly	E	72-70-72-74-288	15,864.00
12. Rory Sabbatini	-8	67-73-70-70-280	117,600.00	Aaron Baddeley	E	71-71-71-75-288	15,864.00
Vijay Singh	-8	71-72-66-71-280	117,600.00	Zach Johnson	E	73-68-73-74-288	15,864.00
Jeff Overton	-8	69-70-68-73-280	117,600.00	Greg Chalmers	E	74-70-70-74-288	15,864.00
Brendon de Jonge	-8	71-69-65-75-280	117,600.00	Woody Austin	E	71-73-72-72-288	15,864.00
Sean O'Hair	-8	68-71-68-73-280	117,600.00	52. Davis Love III	+1	72-72-69-76-289	14,160.00
17. Steve Stricker	-7	69-70-71-71-281	93,000.00	K.J. Choi	+1	69-74-71-75-289	14,160.00
Kenny Perry	-7	71-68-68-74-281	93,000.00	Fredrik Jacobson	+1	68-75-73-73-289	14,160.00
19. Pat Perez	-6	71-70-71-70-282	75,300.00	55. J.P. Hayes	+2	72-70-72-76-290	13,560.00
Steve Marino	-6	68-71-71-72-282	75,300.00	Brett Quigley	+2	70-70-75-75-290	13,560.00
Thongchai Jaidee	-6	71-70-69-72-282	75,300.00	Kevin Sutherland	+2	72-72-72-74-290	13,560.00
Tiger Woods	-6	72-69-69-72-282	75,300.00	Kevin Stadler	+2	69-75-72-74-290	13,560.00
23. Chad Collins	-4	73-72-68-71-284	53,400.00	Tim Herron	+2	71-73-74-72-290	13,560.00
Andres Romero	-4	67-75-70-72-284	53,400.00	60. Henrik Stenson	+3	73-70-72-76-291	13,020.00
D.A. Points	-4	73-71-68-72-284	53,400.00	Vaughn Taylor	+3	75-69-71-76-291	13,020.00
Y.E. Yang	-4	70-74-67-73-284	53,400.00	Martin Laird	+3	72-71-73-75-291	13,020.00
Bryce Molder	-4	74-71-71-68-284	53,400.00	D.J. Trahan	+3	73-69-77-72-291	13,020.00
28. Alex Cejka	-3	71-67-74-73-285	40,800.00	64. Matt Jones	+4	70-71-73-78-292	12,660.00
J.B. Holmes	-3	68-74-71-72-285	40,800.00	John Merrick	+4	73-72-73-74-292	12,660.00
Ben Curtis	-3	73-72-69-71-285	40,800.00	66. Mark Calcavecchia	+5	72-72-74-75-293	12,480.00
Carl Pettersson	-3	69-70-76-70-285	40,800.00	67. Brian Davis	+6	71-73-73-77-294	12,360.00
Camilo Villegas	-3	77-68-70-70-285	40,800.00	68. Charley Hoffman	+7	72-71-72-80-295	12,180.00
33. Dustin Johnson	-2	72-69-73-72-286	30,375.00	Tim Clark	+7	70-71-75-79-295	12,180.00
Adam Scott	-2	70-70-75-71-286	30,375.00	70. Brett Wetterich	+8	71-74-77-74-296	12,000.00
Tom Pernice, Jr.	-2	72-67-70-77-286	30,375.00	71. Erik Compton	+11	73-72-72-82-299	11,880.00
Bubba Watson	-2	69-73-74-70-286	30,375.00				

Mathew Goggin (73-73-MC), George McNeill (74-72-MC), John Mallinger (76-70-MC), Billy Mayfair (73-73-MC), Troy Merritt (74-72-MC), Rod Pampling (76-70-MC), Graham DeLaet (75-71-MC), Ernie Els (74-72-MC), Derek Lamely (75-72-MC), Jeff Maggert (74-73-MC), Robert Allenby (74-73-MC), Stuart Appleby (73-74-MC), Noh Seung-yul (75-72-MC), WC Liang (72-75-MC), Hunter Mahan (75-72-MC), Brandt Snedeker (75-72-MC), Jeev Milkha Singh (74-74-MC), Ryuji Imada (72-76-MC), Kevin Johnson (73-75-MC), Matt Hill (72-76-MC), Jason Dufner (74-74-MC), Webb Simpson (73-75-MC), Michael Letzig (67-81-MC), Angel Cabrera (73-75-MC), Chris Couch (73-75-MC), Boo Weekley (72-76-MC), Jonathan Byrd (72-76-MC), Michael Sim (69-79-MC), Byeong-Hun An (77-71-MC), Joe Ogilvie (73-76-MC), Troy Matteson (75-74-MC), Kris Blankens (71-78-MC), Lucas Glover (76-74-MC), Marc Leishman (76-75-MC), Blake Adams (72-79-MC), James Nitties (74-78-MC), Jimmy Walker (74-78-MC), Jason Bohn (74-78-MC), Brad Faxon (73-79-MC), Mike Weir (77-75-MC), Josh Teater (73-80-MC), Mark Wilson (75-79-MC), Alex Prugh (74-80-MC), Nick Watney (74-82-MC), Chris Wilson (78-79-MC), Chris Smith (78-79-MC), Sam Saunders (83-74-MC), David Duval (79-79-MC), Steve Flesch (79-80-MC).

2009 Memorial Tournament



It was a Sunday to remember at Muirfield Village Golf Club during the final round of the 2009 Memorial Tournament. Perfection seemingly was in the air. A fourth day of glorious central Ohio weather greeted golf fans as they filed through the Tournament gates. The golf course was in perfect condition, setting the table for competitors to produce some great golf shots.

And then there was the perfect comeback: enter Tiger Woods. Four strokes behind at the beginning of the day, Woods birdied four of his first seven holes and then broke out of a four-way tie to win a record-setting fourth Memorial Tournament. Along the way he played a final round in which he did not miss a fairway and only required 25 putts to record a closing 7-under par 65, the fourth lowest round by a winner in Tournament history.

"I knew I could do this," Woods, who had come up short of victory in his previous two tournaments, at the Quail Hollow Championship and The Players, said after birdies on the final two holes gave him a one-shot victory over Jim Furyk. "I was close to winning, but the game wasn't quite there when I really needed it on Sunday. I rectified that."

Round 1 fireworks were produced by England's Luke Donald. Leading into the 34th edition of the Memorial Tournament, an Englishman had never won the invitational founded and hosted by Jack Nicklaus. Donald set out to be the first.

Under beautiful sunny skies and temperatures in the mid 70s Donald required only 20 putts to make his way around Muirfield Village Golf Club, in the process setting a Memorial Tournament single round record for fewest putts. He one-putted 12 greens and had no putts on two other holes enroute to an 8-under-par 64, tying the first-round record shared by Charles Howell (2003) and Curt Byrum (1987). Along the way Donald recorded six straight birdies on holes 8-13, just one shy of the Tournament record of seven straight, set by Mark Wilson on holes 3-9 during the third round of 2007. Donald followed his six birdies in a row with a par at the par-4 14th then rattled off birdies on Nos. 15 and 16 to give him eight in a nine-hole stretch. His lone bogey on the day came on No. 1.

Three shots off the pace were Furyk, the 2002 Memorial winner, Ted Purdy, Jason Day, and Thomas Aiken. Wilson and Steve Marino joined PGA TOUR veteran Stewart Cink at 68. Nine others found themselves tied for ninth, including Jonathan Byrd, Major Champion Mike Weir, 2008 British Amateur Champion Reinier Saxton—whose opening round 3-under-par 69 equaled the best by an amateur in Memorial Tournament history—and three-time Memorial winner Tiger Woods, the world's top-ranked player making only his seventh start of the season after returning from reconstructive knee surgery.

The hottest start of the morning in round 2 belonged to sponsor exempted Matt Bettencourt. The TOUR rookie birdied four of his first eight holes on the way to a 68 to share fifth place with Ryuji Imada. Also receiving a sponsor exemption, Chris DiMarco made the most of his opportunity with a 5-under 67 to put himself in good position, tied for seventh. DiMarco shared low round of the day honors with Matt Kuchar who wrapped up his Friday, also tied for seventh.

Jonathan Byrd bettered his opening-round 69 with a 4-under 68 to take a share of the 36-hole lead at 7-under-par 137 with Furyk, who carded a 70. First round leader Luke Donald needed 12 more putts and as many more strokes to complete the second round. Mike Weir and Mark Wilson had solid outings in moving into a tie for third with rounds of 69 and 70, respectively.

Woods struggled with a 2-over 74, dropping him into a tie for 24th with nine other players. It was his highest score since shooting a 4-over 74 in the second round of the 2007 U.S. Open at Oakmont.

The 36-hole cut fell at 4-over par 148 with 77 players battling through to the weekend.

Round 3 and moving day at the Memorial Tournament witnessed a third-straight day of beautiful weather and a continued climb up the leaderboard for Matt Bettencourt and Mark Wilson. With major championship winners the likes of Woods, Furyk, Ernie Els, Geoff Ogilvy and Davis Love III chasing them on Saturday, both Bettencourt and Wilson held tough and finished tied for first heading into the final round.

"If you expect to win, you're going to have to beat the best, and the best are here," Bettencourt said after a 68. Wilson shot 69.

The best on Saturday by far was Ogilvy, the 2006 U.S. Open champion, who after a shaky second-round 74 found himself in a tie for 57th place. Ogilvy birdied the 37th hole of competition at the Memorial to start a bogey-free onslaught of Muirfield Village that culminated with a chip-in from the front bunker at 18 for his ninth birdie and a 9-under 63. It was the lowest third round score in Tournament history, and lifted Ogilvy into a tie for fifth with Love.

Byrd and Furyk slid into a tie for third at 8-under 208, each carding a 1-under-par 71. Woods bounced back from his poor second round to fire a 4-under-par 68 and move into a tie for seventh with Kuchar, Els, the 2004 Memorial winner, and Michael Letzig.

"I need to get off to a better start than I did (today)," Woods said of his prospects in the final round, "get it going early and see where it puts me."

And get it going he did. But Woods wasn't the only one. There was an old-fashioned final-round shootout with 13 players within five strokes of the lead at the start of the day.

Woods quickly erased a four-stroke deficit with birdies on Nos. 2, 4, 5 and 7. He took the outright lead with three holes to play only to give it right back with a bogey from the front bunker at 16. Then facing two of the toughest closing holes in golf, Woods finished with a flourish, making two birdies to secure a 7-under 65, which tied the lowest final round by a winner in Tournament history. His 12-under 276 total, highlighted by a 7-iron approach to within a foot at the home hole that locked up the victory, topped a wild finish in which six players had at least a share of the lead.

"This is phenomenal. I knew it was only a matter of time before I put it all together," he said after his Memorial win, his 20th comeback victory and 67th overall on the PGA TOUR. The No. 1 player in the world heaped praise on Muirfield Village and the Memorial. "To come here and be involved in this event . . . this is one of the greatest golf courses we play. That includes the major championships."

Furyk battled to the end but his birdie on the 72nd hole for a final-round 69 and 277 total came up one shot shy of Woods. Furyk played the back nine in 3 under par to finish three shots better than Byrd and Wilson, who tied for third after shooting 72 and 73, respectively. Bettencourt's 75 left him tied for fifth with Kuchar (71) and Love (73). Cink and Els tied for eighth while Ogilvy, like many contenders, fell victim to the back nine. After making the turn at 1-under he took a quadruple-bogey 8 on the 14th on his way to a final round 75 and T10 finish.

2009 Memorial Tournament Results

Dates: June 1 – 7, 2009

Purse: \$6,000,000

Par: 36-36 = 72

FedExCup Points To Winner: 500

Yardage: 7,366

Leaders: First Round – Luke Donald at 8-under-par 64, Thomas Aiken, Jason Day, Jim Furyk, and Ted Purdy at 5-under-par 67 and Tiger Woods tied for 9th, 69. **Second Round** – Both Jonathan Byrd and Jim Furyk at 7-under-par 137; both Mike Weir and Mark Wilson at 6-under-par 138; both Mark Wilson and Matt Bettencourt at 5-under-par 139; Tiger Woods tied for 24th, 143. **Third Round** – Both Matt Bettencourt and Mark Wilson at 9-under-par 207; both Jonathan Byrd and Jim Furyk at 8-under-par 208; both Geoff Ogilvy and Davis Love III at 7-under-par with Ernie Els, Matt Kuchar, Michael Letzig and Tiger Woods all at 5-under-par 211.

Cut: 77 players at 4-over-par 148 from a field of 120 professionals.

Weather: Thursday: Sunny and mild in the morning with temperatures in the lower 70s. Afternoon high reached 77 degrees with NNE winds 5-10 mph. **Friday:** Mostly sunny with a morning low of 58 degrees. Continued sun in the afternoon with a high of 77 degrees and NNE winds 10-15 mph. **Saturday:** Sunny skies with morning lows in the mid 50s. Mostly sunny in the afternoon with highs in the upper 70s and NNE winds 10-15 mph. **Sunday:** Mostly sunny with a morning low of 58 degrees. Partly cloudy in the afternoon with a high of 84 degrees. Winds SSW 5-10 mph until 5:15 p.m. EDT. **Sunday:** Partly sunny and cool with afternoon highs in the lower 70s. Winds NW 15-20 mph.

1. Tiger Woods	69-74-68-65-276	\$1,080,000.00		Troy Matteson	69-73-71-77-290	28,260.00
2. Jim Furyk	67-70-71-69-277	648,000.00	41.	Steve Flesch	73-75-74-69-291	22,800.00
3. Jonathan Byrd	69-68-71-72-280	348,000.00		Y. E. Yang	73-72-74-72-291	22,800.00
Mark Wilson	68-70-69-73-280	348,000.00		Robert Allenby	72-76-68-75-291	22,800.00
5. Matt Kuchar	73-67-71-71-282	219,000.00		Ben Curtis	71-71-72-77-291	22,800.00
Davis Love III	72-68-69-73-282	219,000.00	45.	Johnson Wagner	69-74-76-73-292	18,600.00
Matt Bettencourt	71-68-68-75-282	219,000.00		Tom Lehman	71-74-74-73-292	18,600.00
8. Stewart Cink	68-72-72-71-283	180,000.00		Lucas Glover	75-69-72-76-292	18,600.00
Ernie Els	70-70-71-72-283	180,000.00	48.	Jeff Quinney	75-72-74-72-293	15,264.00
10. Will MacKenzie	70-73-73-68-284	150,000.00		Lee Janzen	72-73-75-73-293	15,264.00
Mike Weir	69-69-75-71-284	150,000.00		Charley Hoffman	71-72-76-74-293	15,264.00
Geoff Ogilvy	72-74-63-75-284	150,000.00		Webb Simpson	73-71-73-76-293	15,264.00
13. K.J. Choi	73-70-72-70-285	126,000.00		D. J. Trahan	73-74-69-77-293	15,264.00
14. Jerry Kelly	72-72-75-67-286	90,133.34	53.	Ian Poulter	75-71-74-74-294	13,890.00
Nick Watney	73-71-74-68-286	90,133.34		John Senden	71-74-74-75-294	13,890.00
Daniel Chopra	72-69-73-72-286	90,133.34		Martin Kaymer	71-76-72-75-294	13,890.00
Ryuji Imada	70-69-74-73-286	90,133.33		Tom Pernice, Jr.	71-74-73-76-294	13,890.00
Chris DiMarco	73-67-73-73-286	90,133.33		Reinier Saxton	69-75-72-78-294	(A)
Dustin Johnson	73-68-73-73-286	90,133.33	58.	Nicholas Thompson	69-75-78-73-295	13,320.00
Hunter Mahan	74-69-70-73-286	90,133.33		Zach Johnson	71-73-75-76-295	13,320.00
Luke Donald	64-67-72-74-286	90,133.33		David Duval	71-74-74-76-295	13,320.00
Michael Letzig	72-70-69-75-286	90,133.33		Marc Leishman	74-74-70-77-295	13,320.00
23. Kevin Sutherland	69-75-73-70-287	55,200.00		Steve Lowery	76-71-71-77-295	13,320.00
Alex Cejka	73-68-73-73-287	55,200.00	63.	Brett Quigley	74-73-78-71-296	12,660.00
Steve Marino	68-72-73-74-287	55,200.00		Tim Herron	75-73-76-72-296	12,660.00
Bubba Watson	71-71-70-75-287	55,200.00		Nick O'Hern	73-73-76-74-296	12,660.00
27. Kenny Perry	72-73-75-68-288	40,800.00		George McNeill	76-69-75-76-296	12,660.00
Woody Austin	75-70-73-70-288	40,800.00		Paul Casey	73-70-75-78-296	12,660.00
Charl Schwartzel	72-68-77-71-288	40,800.00		Chez Reavie	71-74-72-79-296	12,660.00
Steve Stricker	70-74-73-71-288	40,800.00	69.	Jeff Klauk	76-71-79-73-299	12,120.00
Mathew Goggin	73-73-70-72-288	40,800.00		Mark Brooks	75-73-76-75-299	12,120.00
Jason Day	67-73-75-73-288	40,800.00		Bill Haas	74-72-77-76-299	12,120.00
Rod Pampling	69-71-74-74-288	40,800.00	72.	Stuart Appleby	72-74-76-78-300	11,820.00
34. Camilo Villegas	71-74-73-71-289	33,150.00		D.A. Points	75-70-75-80-300	11,820.00
Kevin Na	71-72-73-73-289	33,150.00		74. Scott McCarron	74-74-82-71-301	11,580.00
36. Ted Purdy	67-79-75-69-290	28,260.00		Marc Turnesa	72-73-78-78-301	11,580.00
Richard Sterne	74-71-74-71-290	28,260.00	76.	Rocco Mediate	72-70-81-78-302	11,340.00
Jeff Overton	76-69-71-74-290	28,260.00		Erik Compton	72-75-74-81-302	11,340.00
Jose Maria Olazabal	74-74-68-74-290	28,260.00				

Billy Mayfair (74-75-MC), Tim Petrovic (76-73-MC), John Mallinger (75-74-MC), Ken Duke (76-74-MC), Thomas Aiken (67-83-MC), Jason Dufner (77-73-MC), Fredrik Jacobson (77-73-MC), Jesper Parnevik (81-69-MC), Vijay Singh, (75-75-MC), Cliff Kresge, (79-72-MC), James Nitties (73-78-MC), Shaun Michel (73-78-MC), Bo Van Pelt (81-70-MC), Todd Hamilton (73-78-MC) Carl Petersson (73-78-MC), Mark Calcavecchia (72-79-MC), Charles Howell III (75-77-MC), Richard S. Johnson (76-76-MC), Greg Owen (74-78-MC), Bart Bryant (73-79-MC), Padraig Harrington (75-77-MC); Chris Stroud (77-75-MC), Danny Lee (79-73-MC), Kevin Streelman (77-76-MC), Peter Lonard (77-76-MC), Aaron Baddeley (79-74-MC), J.B. Holmes (82-72-MC), Ryan Moore (75-80-MC), Brian Davis (78-77-MC), Justin Rose (80-75-MC), Charles Warren (77-78-MC), James Kamte (77-78-MC), Chris Wilson (79-77-MC), Ryan Palmer (80-76-MC), John Rolins (80-77-MC), James Driscoll (77-80-MC), Adam Scott (77-81-MC), Parker McLachlin (81-78-MC), Kevin Chappell (86-75-MC), Brad Faxon (83-78-MC), Sean O'Hair (WD), Billy Andrade (WD), Scott Piercy (WD).

2008 Memorial Tournament



Three strokes off the lead entering the final round of the 2008 Memorial Tournament, Kenny Perry played what he called possibly the greatest round of his 26-year professional career to emerge victorious at the 33rd Memorial. Amid swirling winds and some of the toughest course conditions in Tournament history, Perry posted an impeccable 3-under-par 69 and 8-under 280 total

for a two-stroke triumph.

In winning his 10th PGA TOUR title, Perry joined Tiger Woods as the Tournament's only three-time winners and spoiled the breakout bid of Australia's Mathew Goggin, who led after each of the first three rounds at Muirfield Village Golf Club only to finish second at the end, tied with Jerry Kelly, Justin Rose and former Masters champion Mike Weir.

The invitational field at the 2008 Memorial Tournament was greeted with a sunny first round with temperatures in the mid 70s and light breezes. They also were greeted by a challenging course setup. Nevertheless, amid ideal scoring conditions the best players in the world took advantage. Thirteen carded scores in the 60s led by Goggin with a scintillating 7-under 65.

Lurking one shot back after round 1 were Perry and Kelly. Brett Quigley and another Aussie, Rod Pampling, found themselves tied for fourth after carding a 67, while five men, including 2006 Memorial winner Carl Pettersson, shot 68 to hold a share of sixth place.

Highlighting round 2 was another helping of beautiful weather with a side of spectacular shotmaking to go with it. However, due to increasing winds throughout the afternoon, it became difficult for the players to translate their great shots into great scoring opportunities. As a result, the field put together the third-highest second-round scoring average in Tournament history at 75.856 and the highest since 1979 when it reached its peak at 78.737.

Despite playing in one of the last groups of the day, Perry was able to fight through the toughened conditions and card one of only 15 sub-par rounds. His 71 gave him a 7-under-par 137 and a share of the lead with Goggin, who shot even-par 72. Kelly hung onto sole possession of third place with a 72, followed by Luke Donald in fourth after a 71 and four players tied for fifth at 4-under-par 140.

The 36-hole cut fell at 6-over-par 150 with 76 players surviving to the weekend. The six-over cut line was the highest at the Memorial since 1990, when a Tournament record 157, 13 over par, set the bar.

With rain totaling 1.75 inches falling on Muirfield Village Friday night, starting times for the third round were pushed back to 10:33 a.m., with the leaders teeing off at 12:45 p.m. Not affected by the delay, Goggin got off to a hot start, with birdies at two of the first three holes, and took back sole possession of first place. He

leveled off with bogeys at Nos. 8 and 14 but bounced back with a birdie at 15 for a 71 to enter the final round with a three-shot cushion at 8-under 208.

Rains moved into Dublin on Saturday at 1:39 p.m. causing a two hour and 25 minute stoppage in the action. When play resumed at 4:04 p.m. Perry proceeded to drain a two-foot birdie putt on the fourth hole. It was one of his few bright spots for the day as he went on to card his worst round of the Tournament with a 74, sliding into a five-way tie for second place with Kelly, Weir, Rose and Matt Kuchar. Together with Nick Watney and Stuart Appleby, Weir held low third-round honors at 4-under 68. Weir jumped up five spots, while both Watney and Appleby vaulted from T47 to T15 entering Sunday's final round.

"He's going to be a hard man to catch tomorrow," Perry said of Goggin. "It's definitely his tournament to win. But the guys at 3-under [or better] are still in this golf tournament."

And still in it they were.

Goggin started the fourth round amid blue skies and a perfect day for golf. But the pressure of leading for a fourth straight day proved to be too great for the Aussie, who was seeking his first TOUR title in 6-plus seasons. He quickly surrendered his three-shot advantage with bogeys on the first and fourth holes, and he never saw it again.

"The first four holes were bad, but after that I found my rhythm," the long-hitting Goggin said. Indeed, he kept his chances alive despite the rocky start, and through 16 holes he was 6 under for the Tournament, within striking distance. However, a bogey at the difficult par-4 17th ended his chances as he closed with a 74.

Goggin's slide gave all of the top five challengers a chance to win the coveted Memorial Tournament trophy, and each held at least a share of the lead at some point during the final round. One after another they all fell short. Kelly, Rose and Weir saw openings to make a move, but they couldn't close the gap, the Memorial Tournament layout extracting vengeance for every misplayed stroke.

Perry, well versed on how to navigate Muirfield Village, took advantage. He seized the lead for good when the wind held Weir's approach shot on No. 10 short of the green, resulting in a bogey. Perry saved pars out of the sand at No. 12 and from the back rough at No. 14, and a birdie at No. 15 put him three shots clear with three to play. Building that cushion made his lone bogey of the day at the 17th inconsequential.

"I saw a lot of guys struggling, putting the ball where they shouldn't put it," said Tournament host and founder Jack Nicklaus. "Kenny was the only one that never looked like he put himself in a position to get in trouble. He looked like a guy who knew what he was doing and knew the golf course."

As well he should know how to play Muirfield Village. The Memorial Tournament was the site of Perry's first PGA TOUR victory in 1991, and in 2003 he became a two-time winner. With his third victory, Perry, at age 47, became the oldest winner in Tournament history. The winner's check of 1,080,000 was exactly five times the amount he received for his '91 Memorial win and made Perry the all-time earnings leader in Memorial Tournament history.

"Magic always happens for me here," said Perry of Muirfield Village Golf Club and the Memorial Tournament. "I just love this place."

2008 Memorial Tournament Results

Dates: May 26 – June 1, 2008

Purse: \$6,000,000

Par: 36-36 = 72

FedExCup Points To Winner: 500

Yardage: 7,366

Leaders: First Round – Mathew Goggin at 7-under-par 65, Jerry Kelly, Kenny Perry both at 6-under-par 66 and Rod Pampling, Brett Quigley both at 5-under-par 67. **Second Round** – Both Mathew Goggin and Kenny Perry at 7-under-par 137; Jerry Kelly 6-under-par 138; Luke Donald 5-under-par 139; Matt Kucher, Steve Lowery, Geoff Ogilvy and Nick O'Hern all at 4-under-par 140. **Third Round** – Mathew Goggin 8-under-par 208; with Jerry Kelly, Matt Kucher, Kenny Perry, Justin Rose and Mike Weir all at 5-under-par 211.

Cut: 76 players at 6-over-par 150 from a field of 119 professionals and one amateur.

Weather: Thursday: Sunny and cool with morning lows in the 50s. Afternoon temperatures rose to the mid 70s, light winds to 5 mph. **Friday:** Partly cloudy with continued mild temperatures reaching 88. Variable winds 10-15 mph. **Saturday:** Due to the threat of thunderstorms, third-round tee-times were moved up to 10:45 a.m.–12:45 p.m. in threesomes off split tees. Partly cloudy with mild temperatures in the mid-70s. SW winds 15-20 mph with gusts to 30 mph. Play was suspended at 1:39 p.m. due to a dangerous situation. Play resumed at 4:04 p.m. and the completion of the third-round came at 8:08 p.m. **Sunday:** Partly cloudy and cool in the morning with temperatures in the mid 60s, W winds 7-12 mph. Sunny in the afternoon with temperatures in the mid 70s.

1. Kenny Perry	66-71-74-69-280	\$1,080,000.00	39. John Rollins	71-76-76-70-293	24,000.00
2. Jerry Kelly	66-72-73-71-282	396,000.00	Chris MiMarco	75-72-73-73-293	24,000.00
Justin Rose	68-73-70-71-282	396,000.00	Todd Hamilton	70-76-74-73-293	24,000.00
Mathew Goggin	65-72-71-74-282	396,000.00	Sean O'Hair	75-75-69-74-293	24,000.00
Mike Weir	71-72-68-71-282	396,000.00	Ryuji Imada	75-72-72-74-293	24,000.00
6. Rocco Mediate	70-73-74-69-286	201,000.00	Jim Furyk	71-74-73-75-293	24,000.00
Steve Lowery	70-70-75-71-286	201,000.00	45. Sergio Garcia	72-77-75-70-294	19,800.00
Luke Donald	68-71-74-73-286	201,000.00	46. Richard Green	72-75-77-71-295	16,045.72
9. Geoff Ogilvy	69-71-73-74-287	174,000.00	Tim Petrovic	73-75-76-71-295	16,045.72
10. Cliff Kresge	73-73-74-68-288	120,666.67	Zach Johnson	71-79-72-73-295	16,045.72
John Mallinger	71-74-74-69-288	120,666.67	Bart Bryant	76-74-71-74-295	16,045.71
Ryan Moore	73-71-75-69-288	120,666.67	Arron Oberholser	77-71-73-74-295	16,045.71
Brett Quigley	67-78-74-69-288	120,666.67	Fred Couples	72-71-77-75-295	16,045.71
Robert Allenby	69-76-72-71-288	120,666.67	Ben Curtis	76-72-71-76-295	16,045.71
Carl Pettersson	68-75-74-71-288	120,666.67	53. K. J. Choi	76-74-74-72-296	13,824.00
Joe Ogilvie	69-75-71-73-288	120,666.67	Ian Poulter	75-72-76-73-296	13,824.00
Nick O'Hern	70-70-72-76-288	120,666.67	Ken Duke	71-77-75-73-296	13,824.00
Matt Kuchar	68-72-71-77-288	120,666.67	Tim Wilkinson	72-75-75-74-296	13,824.00
19. Tom Lehman	76-70-72-71-289	84,000.00	Daniel Chopra	76-68-76-76-296	13,824.00
20. Nathan Green	75-71-73-71-290	65,000.00	58. Paul Casey	76-71-79-71-297	13,380.00
Rod Pampling	67-74-77-72-290	65,000.00	Aaron Baddeley	74-76-75-72-297	13,380.00
Jason Bohn	72-71-74-73-290	65,000.00	60. Tom Pernice, Jr.	71-75-82-70-298	13,140.00
Phil Mickelson	72-75-70-73-290	65,000.00	Davis Love III	74-74-77-73-298	13,140.00
Stuart Appleby	72-76-68-74-290	65,000.00	62. D. J. Trahan	73-76-78-72-299	12,900.00
J. B. Holmes	74-69-70-77-290	65,000.00	Travis Perkins	76-74-75-74-299	12,900.00
26. Jon Mills	73-76-74-68-291	45,300.00	64. Jin Park	75-75-76-75-301	12,660.00
Pat Perez	70-73-73-75-291	45,300.00	Chez Reavie	73-77-76-75-301	12,660.00
Nick Watney	68-80-68-75-291	45,300.00	Kevin Na	75-72-73-82-302	12,480.00
Vaughn Taylor	71-73-70-77-291	45,300.00	67. John Senden	71-78-73-81-303	12,360.00
30. Trevor Immelman	72-78-73-69-292	34,133.34	68. Dustin Johnson	75-73-77-79-304	12,240.00
Jeff Quinney	71-79-71-71-292	34,133.34	69. Brett Wetterich	76-73-81-75-305	12,000.00
George McNeill	73-73-75-71-292	34,133.34	Shaun Micheel	71-77-78-79-305	12,000.00
Mark Wilson	73-74-74-71-292	34,133.34	Lee Janzen	74-76-75-80-305	12,000.00
Bo Van Pelt	71-76-73-72-292	34,133.34	72. Charley Hoffman	74-74-76-82-306	11,760.00
Johnson Wagner	78-67-74-73-292	34,133.34	73. Dean Wilson	78-72-83-74-307	11,580.00
Dudley Hart	73-73-71-75-292	34,133.34	Woody Austin	71-76-76-84-307	11,580.00
Stewart Gink	71-77-69-75-292	34,133.34	75. Parker McLachlin	73-70-76-82-308	11,400.00
Bill Haas	74-72-69-77-292	34,133.34	76. Anton Haig	71-79-83-78-311	11,280.00

Lucas Glover (74-77-MC), Brandt Snedeker (76-75-MC), Frederik Jacobson (79-72-MC), Jeff Overton (73-78-MC), Brian Davis (70-81-MC), Ernie Els (73-78-MC), Jason Gore (76-76-MC), Jonathan Byrd (76-76-MC), Cameron Beckman, (76-76-MC), Greg Kraft, (71-81-MC), Hunter Mahan (76-76-MC), Steve Marino (76-76-MC), J.J. Henry (76-77-MC), Yong-Eun Yang Yang (77-76-MC) Boo Weekley (76-77-MC), Frank Lickliter II (77-77-MC), Charles Howell III (74-80-MC), Mark Brooks (80-74-MC), Jason Day (73-82-MC), Robert Garrigus (80-76-MC), Bubba Watson (72-84-MC); Billy Mayfair (77-79-MC), Mark Calcavecchia (72-84-MC), Matt Jones (77-79-MC), Troy Matteson (76-81-MC), Steve Flesch (76-81-MC), John Merrick (80-77-MC), Billy Andrade (72-85-MC), Chad Campbell (76-81-MC), Paul Azinger (80-78-MC), Mark Hensby (74-84-WD), Nicholas Thompson (75-83-MC), David Duval (80-78-MC), Drew Weaver (A-79-80-MC), Graeme Storm (79-81-MC), Charles Warren (84-76-MC), Bob Sowards (78-82-MC), James Kingston (76-85-MC), Marco Dawson (81-80-MC), James Driscoll (80-83-MC), Justin Bolli (79-85-MC), Larry Mize (77-88-MC), Brian Bateman (WD), Briny Baird (WD).

2007 Memorial Tournament



"Clutch saves" would turn out to be the story of the week at 32nd Memorial Tournament.

K.J. Choi saved par four times in the final five holes during Sunday's fourth round to hold off a fast-charging Ryan Moore and win the 2007 Memorial Tournament presented by Morgan Stanley by one stroke. Choi vaulted to the top of the leaderboard from five shots off the pace set by Rod Pampling by

one-putting 12 holes at Muirfield Village Golf Club and shooting a 7-under-par 65 to earn his fifth—and arguably most significant—PGA TOUR title.

The opening round was filled with highs and lows. Pampling, Sean O'Hair and Nick O'Hern each shot 7-under-par 65 for a share of the first-round lead. The three-way tie was the largest for a Memorial opening round since 1998 when four players (Steve Pate, Trevor Dodds, Joey Sindelar and Davis Love III) shot 66 to share the top spot. The field scoring average of 71.240 was a record low for a first round at the Memorial.

Thursday also witnessed the physical anguishes of some of the biggest names in golf. None was bigger than that of Phil Mickelson, who was forced to withdraw after 11 holes upon aggravating a wrist injury he had suffered a week earlier.

"It started a little bit hitting a bunch of chip shots out of the rough at Oakmont, so I kind of cooled it on that and just putted," Mickelson said. "Today, I hit a wedge on No. 2 and [the pain] shot up my arm. I kind of half-clubbed it around, and on the 11th hole I tried to hit a wedge with my ball in a divot and it jarred it pretty good."

Mickelson had some on-course therapy applied between shots, which he said was helping, until he hit the wedge shot at No. 11.

The 2007 Masters Champion, Zach Johnson, also withdrew during the first round. He was only able to complete 15 holes before strep throat forced him to the sidelines.

World No. 1 and three-time Memorial winner Tiger Woods also battled a case of strep throat on Thursday. Combined with worries over his expectant wife and the first playing of his own PGA TOUR event, the AT&T National, Woods admitted that he was not as prepared to play as he would have liked. Regardless, Woods managed to grind out an opening-round 70, which placed him in a tie for 30th with 17 others.

Adam Scott was the talk of the Tournament on day two. His 10-under-par 62 was one shot shy of John Huston's course-record 61 set during round two in 1996. There have been only three sub-60 rounds all-time in PGA TOUR competition, and Scott admitted he had 59 on his mind.

After carding birdies on five straight holes starting at No. 4 and ending with a par on No. 9, Scott reeled off three more birdies on Nos. 10-12. At the 13th, his approach shot came to rest a mere 4 feet from the cup. That's when Scott let the idea of grabbing a piece of golf history begin to cloud his focus.

"I can put two and two together," he said. "I thought, if I make this I'll be 10-under [for the round] and I've got five holes for three more birdies. The way things were going, a 59 was realistic with a par 5 in there."

Scott proceeded to miss the birdie putt on No. 13 and then missed a 5-foot eagle putt on the 15th.

"I got up there and saw it was so close, and I did the math again," he said. "[An eagle] would put me 11-under with three to go, so there's still a good chance. But I just didn't hit the putt with enough speed to hold the line. Maybe thinking a 59 was my error. I guess that's one thing I can be critical of in my round. Maybe I shouldn't be so good at math."

The 36-hole cut fell at two-over-par 146, with 73 players making it to the weekend. Pampling's second-round score of 4-under 68 and 133 total was good enough for sole possession of second place behind Scott leading into Saturday's third round.

Scott was not able to maintain his momentum heading into round three and slipped into a tie for second with Sean O'Hair at 204 after an even-par 72 on Saturday. Pampling, however, was able to remain consistent, and after a third straight sub-70 score—a 68—he found himself at 15-under 201 and held a three-shot lead going into the final 18 holes.

"I know I'm playing good," Pampling said. "With a three-shot lead, everybody will expect me to win, but anybody can score 7-under or 8-under out there. There's certainly the potential for somebody to come from a long way back."

Enter K.J. Choi.

The cool South Korean, nicknamed "Tank," hadn't drawn much attention through the first three rounds of the Tournament, but his solid play with rounds of 69-70-67 had him within five shots of Pampling's lead heading into the final round, which was scheduled to begin at 8:00 a.m. EDT with threesomes starting off tees Nos. 1 and 10 due to the potential for inclement weather—which eventually delayed play for one hour. The deficit was considerable but not insurmountable. And Choi had saved his best round of the week for last.

Choi strung together six birdies and three pars on his outward nine for a 6-under-par 30 and a one-shot advantage at the turn. He never looked back. What he did do was produce one par-saving putt after another down the stretch and held off a field that had 11 players make runs at the lead during the final round.

After a bogey at the par 4-13th, his lone stumble of the day, Choi bounced back with a confidence boosting up-and-down from a bunker left of the 14th green. After a two-putt birdie on No. 15, Choi converted another sand save into par to maintain his one-shot lead.

At No. 17, Choi's approach shot airmailed the green and his chip ran 167 feet past the pin. But Choi drained the putt, and with a rare show of emotion he pumped his fist, pointed at the hole, and yelled so loud it could be heard over the applause and cheers of the gallery.

On the final hole he would make the last of his six one-putts on the back nine. Laying two and pin high from inside the left greenside bunker on No. 18, Choi blasted out to within 5 feet of the pin. Faced with a difficult breaking putt, Choi calmly rolled the ball into the right side of the hole and walked off the green poised for the win.

Pampling and Scott, playing in the final group, still had chances after Choi finished, trailing him by only one stroke with two holes to play. But both men bogeyed the 17th to end their chances, and Moore, who sprinted home with a 66, ran out of holes.

With a final-round 65 and 17-under 271 total, K.J. Choi, who had been inspired to be a golfer and learned the game after reading Tournament host Jack Nicklaus' instruction book, "Golf My Way," became the 25th different winner of the Memorial Tournament. His score tied the Tournament record for low final round score by a winner set by Jim Furyk in the 2002 Memorial Tournament.

2007 Memorial Tournament Results

Dates: May 31 – June 3, 2007

Purse: \$6,000,000

Par: 36-36 = 72

FedExCup Points To Winner: 500

Yardage: 7,366

Leaders: First Round – Sean O'Hair, Rod Pampling and Nick O'Hern at 7-under-par 65 led Aaron Baddeley, Tim Herron, Ernie Els, Bubba Watson and Ryan Moore by one stroke. **Second Round** – Adam Scott at 12-under-par 132 led Pampling by one. Baddeley and Watson were two behind. **Third Round** – Pampling at 15-under-par 201 led Scott and O'Hair by three. Baddeley, Will MacKenzie and Stewart Cink were four back.

Pro-Am: 10,000. Jack Nicklaus, 56, 2,000.

Cut: 72 players at 2-over-par 146 from a field of 106 professionals and one amateur.

Weather: Thursday: Mostly sunny and warm with a high of 89 degrees. SW winds 5-10 mph. **Friday:** Partly cloudy with continued warm temperatures reaching 88 degrees. SW winds 4-8 mph. **Saturday:** Partly cloudy and warm with a high of 84 degrees. SW winds 4-8 mph. Play was suspended at 1:28 p.m. due to a dangerous situation. Play resumed at 4:00 p.m. and the completion of the third round came at 8:16 p.m. **Sunday:** Due to threatening weather, final-round tee times were moved to 8:00-10:01 a.m. in threesomes off Nos. 1 and 10. Due to early-morning thunderstorms, play was delayed one hour, with play beginning at 9:00 a.m.

1. K.J. Choi	69-70-67-65-271	\$1,080,000.00	D.J. Trahan	69-71-71-73-284	28,950.00
2. Ryan Moore	66-69-71-66-272	648,000.00	Luke Donald	73-70-71-70-284	28,950.00
3. Kenny Perry	69-74-67-63-273	348,000.00	Craig Kanada	70-70-70-74-284	28,950.00
Rod Pampling	65-68-68-72-273	348,000.00	Anthony Kim	74-72-71-67-284	28,950.00
5. Fredrik Jacobson	68-68-70-68-274	210,750.00	41. Ben Curtis	70-72-69-74-285	22,800.00
Stewart Cink	69-71-65-69-274	210,750.00	Nathan Green	73-70-71-71-285	22,800.00
Sean O'Hair	65-70-69-70-274	210,750.00	Nick Watney	68-69-73-75-285	22,800.00
Adam Scott	70-62-72-70-274	210,750.00	Tom Pernice, Jr.	71-74-70-70-285	22,800.00
9. Geoff Ogilvy	70-67-69-70-276	168,000.00	45. Woody Austin	71-72-70-73-286	17,160.00
Aaron Baddeley	66-68-71-71-276	168,000.00	Tom Lehman	71-71-71-73-286	17,160.00
11. Brett Quigley	70-69-71-67-277	144,000.00	Jerry Kelly	73-72-69-72-286	17,160.00
Will MacKenzie	67-73-65-72-277	144,000.00	Ryan Palmer	70-74-72-70-286	17,160.00
13. Billy Mayfair	68-71-71-68-278	120,000.00	John Senden	71-72-73-70-286	17,160.00
Matt Kuchar	68-73-69-68-278	120,000.00	Bob Tway	69-72-68-77-286	17,160.00
15. Ernie Els	66-75-71-67-279	93,000.00	51. Stuart Appleby	70-74-71-72-287	14,310.00
Vijay Singh	69-72-71-67-279	93,000.00	Jeff Quinney	74-72-71-70-287	14,310.00
Jason Gore	70-70-71-68-279	93,000.00	Ken Duke	73-72-73-69-287	14,310.00
Tiger Woods	70-72-70-67-279	93,000.00	Ryuji Imada	69-75-74-69-287	14,310.00
Rocco Mediate	69-73-72-65-279	93,000.00	55. Justin Leonard	70-71-73-74-288	13,620.00
Tim Herron	66-73-69-71-279	93,000.00	Charley Hoffman	72-73-72-71-288	13,620.00
21. Alex Cejka	71-72-68-69-280	69,600.00	Daniel Chopra	71-72-74-71-288	13,620.00
Richard S. Johnson	73-69-68-70-280	69,600.00	Jeff Sluman	72-71-75-70-288	13,620.00
23. Sergio Garcia	69-73-69-70-281	51,900.00	59. Mark Wilson	71-75-68-75-289	13,200.00
Jim Furyk	70-69-71-71-281	51,900.00	Jose Coceres	74-72-69-74-289	13,200.00
Bo Van Pelt	74-72-70-65-281	51,900.00	Steve Lowery	68-75-73-73-289	13,200.00
Ted Purdy	68-69-72-72-281	51,900.00	62. Charl Schwartzel	70-74-72-74-290	12,780.00
Nick O'Hern	65-74-69-73-281	51,900.00	Corey Pavin	70-73-75-72-290	12,780.00
Bubba Watson	66-68-73-74-281	51,900.00	Johan Edfors	70-72-76-72-290	12,780.00
29. Boo Weekley	69-69-72-72-282	41,700.00	Bart Bryant	73-72-75-70-290	12,780.00
Steve Marino	73-71-66-72-282	41,700.00	66. Todd Hamilton	75-71-75-70-291	12,480.00
31. Camilo Villegas	69-71-72-71-283	36,375.00	67. Mark Hensby	71-71-73-77-292	12,360.00
Carl Pettersson	68-75-70-70-283	36,375.00	68. Shaun Michael	74-69-77-73-293	12,240.00
Paul Casey	72-69-70-72-283	36,375.00	69. Fred Lickliter II	75-70-72-77-294	12,120.00
Trevor Immelman	72-67-70-74-283	36,375.00	70. Billy Andrade	74-69-78-75-296	12,000.00
35. Mark Calcavecchia	70-70-72-72-284	28,950.00	71. Paul Azinger	74-71-76-77-298	11,880.00
Robert Garrigus	69-74-70-71-284	28,950.00			

Steve Flesch (72-75-MC), Robert Allenby (71-76-MC), J.B. Holmes (75-72-MC), John Rollins (73-74-MC), Mathias Gronberg (74-73-MC), Jasper Parnevik (75-72-MC), Steve Stricker (72-75-MC), Pat Perez (76-72-MC), John Mallinger, (75-73-MC), Peter Lonard, (72-76-MC), Chris Couch (72-76-MC), Tommy Armour III (71-77-MC), Brandt Snedeker (74-74-MC), Doug LaBelle II (74-74-MC) Shigeki Maruyama (77-72-MC), Mike Weir (74-75-MC), Cliff Kresge (70-79-MC), Eric Axley (75-74-MC), Brad Faxon (74-75-MC), Chris DiMarco (74-75-MC), George McNeill (74-75-MC), Yong-Eun Yang (74-76-MC), Richie Ramsay (A-77-73-MC), Jonathan Byrd (70-80-MC), Jose Maria Olazabal (74-77-MC), Kyle Reifers (75-76-MC), Jeev M. Singh (76-76-MC), Greg Owen (74-78-MC), Brett Wetterich (77-76-MC), Davis Love III (75-81-MC), Charles Howell III (69-73-80-WD), Jason Bohn (72-71-WD), Lucas Glover (WD), Phil Mickelson (WD), Zach Johnson (WD), Ian Poulter (70-78-DQ).

2006 Memorial Tournament



The world's best golfers descended upon Muirfield Village Golf Club in Dublin, Ohio on May 29th through June 4th, 2006 for the 31st playing of the Memorial Tournament.

The spotlight throughout the week unquestionably fell on the cool and collected shoulders of a 28-year-old Swede. Carl Pettersson marched through the Memorial's world class field

on a mission—and achieved success on Sunday's final round as he completed a dominating performance to become the winner of the 2006 Memorial Tournament.

Round one at the 2006 Memorial began with nearly half the field (40 players) carding below par rounds. Steve Flesch led the charge by firing a six-under-par 66 with Sean O'Hair's 67 a close second. Third place became a log jam as fourteen players shot 69, including: Carl Pettersson, Masters Winner Phil Mickelson, Sergio Garcia, and 1998 Memorial Winner Fred Couples.

The first round was suspended due to lightning at 5:22 p.m. and subsequently called for the day at 6:35 p.m. Thirty players concluded their opening round Friday morning.

Rain showers began to fall at Muirfield Village Golf Club by 10:00 a.m. Friday morning, as the remaining players finished their opening round. Twenty-five minutes later, the Memorial experienced its second weather delay in as many days. Second round play, which began at 8:00 a.m., was suspended at 10:25 a.m. due to heavy rain and was delayed for six hours and nine minutes. Play resumed at 4:30 p.m. and continued until darkness forced play to be stopped at 9:09 p.m.

Despite the weather, and his lofty company, Carl Pettersson began to separate himself from the pack during round two. He was one of only 12 players to shoot rounds below 70. His 67 was good enough to move him into sole possession of first place at 8-under-par for the tournament, one better than Sean O'Hair and Adam Scott.

Lightning was the culprit of the Memorial's third round delay when at 7:55 p.m. tournament officials announced that round three would be completed Sunday morning. Pettersson carded a 69 for his third straight round in the 60's, bringing his tournament total to 11-under-par. Entering the final round Pettersson's lead

was two over Woody Austin, three over Zach Johnson and four over Phil Mickelson. Mickelson had experienced an up and down tournament through the first three rounds but managed to remain in striking distance entering the final day.

With the stage set for the final round, eight golfers were within six shots of Pettersson's lead. Adam Scott and Cincinnati native Brett Wetterich were the first to make a run at Pettersson.

Scott mounted his charge on the front nine, recording four birdies to five pars and closing to within two shots of Pettersson. Scott fell short on his inward nine, shooting a 1-over-par 37 and finishing three back in a tie for fourth.

"I didn't really get good numbers on the back," Scott said. "I hit poor shots in, which left me downhill putts that I couldn't really get aggressive with. That's the tough part about this golf course. You have to hit really good shots to get an uphill putt and I didn't really leave myself any of them coming in."

Wetterich also charged hard on the front, matching Scott's 32, followed by a solid 35 on the back nine. In the end, his 67 was too little, too late as he finished two shots back and tied for second with Zach Johnson.

"It's nice," Wetterich said. "Any time you have a chance to win, actually play well and not fall apart down the stretch, it's a good feeling."

Phil Mickelson took the Memorial and its fans on an exciting roller coaster ride Sunday but was unable to produce a come-from-behind win. Although he produced some of the most spectacular shots of the tournament he could not overcome the five bogeys he carded for his final round. He shot an exciting 2-under-par 70 on Sunday and finished in a tie with Scott and Brandt Jobe for fourth place.

"It has been a fun week," said Mickelson. "I'm sorry I didn't play a little better, but it was a good start for me to get back into it after some time off. It's a great golf course, and great play by Carl Pettersson."

Playing in the final group of the day with Woody Austin, Carl Pettersson stood over a scary downhill chip from behind the 11th green. A miscue and his two-shot lead could evaporate. There would be no miscue. Instead, he calmly executed a perfect flop shot that found the hole for birdie and a three-shot lead.

"Every time it looked like he was in trouble, he made par, and he chipped in from over the green on 11," said Austin, who tied for seventh. "He never lost his momentum because he always hit that shot or made that putt to keep his momentum. He rolled it so good."

Mother Nature couldn't even rattle Carl Pettersson, although she tried. For a record fourth consecutive day, the Memorial experienced a weather delay when play was suspended at 4:03 p.m. due to lightning. The stoppage was brief, 32 minutes, but it seemed like an eternity to Pettersson.

2006 Memorial Tournament Results

Dates: June 1 – 4, 2006

Purse: \$5,750,000

Par: 36-36 = 72

Yardage: 7,300

Leaders: First Round – Steve Flesch at 6-under-par 66 led Sean O'Hair by one and 14 players by three strokes. **Second Round** – Carl Pettersson at 8-under-par 136 led O'Hair and Adam Scott by one stroke. Five players were two strokes back of the lead. **Third Round** – Pettersson moved to 11-under-par 205 to lead Woody Austin by two and Zach Johnson by three. Phil Mickelson was four-strokes back.

Cut: 75 players at 4-over-par 148 from a field of 105 professionals and 1 amateur.

Weather: Sunny and warm most of the day on Thursday until play was suspended due to lightning in the area at 5:32 p.m. Play officially ended for the day at 6:35 p.m. Round one was completed at 10:13 a.m. on Friday. The second round began in the rain at 8 a.m. on Friday and was suspended at 10:25 a.m. because of unplayable course conditions due to heavy rain. Play resumed at 4:34 p.m. (6 hour and 9 minute delay) and was suspended by darkness at 8:48 p.m. with 72 players on the course to finish round two. Round two was completed 12:53 p.m. on Saturday and round three began at 1:30 p.m. in sunny and warm conditions. Play was suspended for the day due to lightning in the area at 7:55 p.m. Round three was completed at 7:49 a.m. on Sunday and the final round began in cool and cloudy conditions at 8:20 a.m.

1. Carl Pettersson	69-67-69-71-276	\$1,035,000.00	38. Bob Tway	74-74-73-70-291	25,300.00
2. Brett Wetterich	69-69-73-67-278	506,000.00	Heath Slocum	74-71-74-72-291	25,300.00
Zach Johnson	70-68-70-70-278	506,000.00	Jason Bohn	73-72-74-72-291	25,300.00
4. Brandt Jobe	70-68-74-67-279	237,666.67	Vijay Singh	74-71-72-74-291	25,300.00
Adam Scott	71-66-73-69-279	237,666.67	42. Joey Sindelar	73-75-72-72-292	20,700.00
Phil Mickelson	69-70-70-70-279	237,666.66	Mark Calcavecchia	71-71-79-71-292	20,700.00
7. Vaughn Taylor	70-72-70-68-280	179,208.34	Mike Weir	71-71-74-76-292	20,700.00
Trevor Immelman	72-70-69-69-280	179,208.33	Greg Owen	70-75-70-77-292	20,700.00
Woody Austin	71-69-67-73-280	179,208.33	46. David Howell	69-70-83-71-293	15,640.00
10. Paul Azinger	73-71-70-67-281	155,250.00	Billy Mayfair	70-72-78-73-293	15,640.00
11. Jose Maria Olazabal	74-69-71-68-282	143,750.00	Brad Paxson	73-72-74-74-293	15,640.00
12. Stewart Cink	69-74-70-70-283	126,500.00	Duffy Waldorf	73-72-73-75-293	15,640.00
Sean O'Hair	67-70-74-72-283	126,500.00	Bo Van Pelt	70-72-73-78-293	15,640.00
14. Tim Petrovic	74-68-72-70-284	100,625.00	Joe Durant	75-70-70-78-293	15,640.00
Craig Parry	69-72-73-70-284	100,625.00	52. Scott Verplank	73-75-74-72-294	13,409.00
Justin Rose	75-71-67-71-284	100,625.00	J.L. Lewis	74-74-72-74-294	13,409.00
Ted Purdy	69-75-69-71-284	100,625.00	Jonathan Kaye	74-73-71-76-294	13,409.00
18. Mark Brooks	70-71-79-66-286	63,077.50	Richard S. Johnson	73-71-73-77-294	13,409.00
Sergio Garcia	69-74-74-69-286	63,077.50	Chris DiMarco	72-71-73-78-294	13,409.00
Bart Bryant	70-75-71-70-286	63,077.50	57. Jeff Sluman	76-72-76-71-295	12,765.00
Jim Buryk	73-71-72-70-286	63,077.50	Brett Quigley	74-71-78-72-295	12,765.00
Kirk Triplett	73-70-73-70-286	63,077.50	Peter Lonard	75-72-76-72-295	12,765.00
Tim Clark	69-69-75-73-286	63,077.50	Jeff Behaut	71-75-75-74-295	12,765.00
Rory Sabbatini	74-68-71-73-286	63,077.50	Jerry Kelly	69-72-75-79-295	12,765.00
Paul Casey	70-73-70-73-286	63,077.50	62. Charl Schwartzel	71-75-80-70-296	12,247.50
Robert Gamez	70-74-68-74-286	63,077.50	John Rollins	73-72-77-74-296	12,247.50
Rod Pampling	72-73-66-75-286	63,077.50	Retief Goosen	74-72-75-75-296	12,247.50
28. Stuart Appleby	69-71-74-73-287	42,550.00	K.J. Choi	71-76-73-76-296	12,247.50
29. Davis Love III	69-73-77-69-288	39,962.50	66. Ben Curtis	74-74-76-73-297	11,902.50
Jay Haas	72-71-72-73-288	39,962.50	Aaron Baddeley	73-73-72-79-297	11,902.50
31. Nick Price	69-74-74-72-289	35,650.00	Steve Flesch	66-72-85-75-298	11,500.00
Ryan Moore	71-71-74-73-289	35,650.00	Nathan Green	74-72-78-74-298	11,500.00
Geoff Ogilvy	70-72-74-73-289	35,650.00	Tim Herron	70-71-81-76-298	11,500.00
34. Ian Poulter	73-71-79-67-290	30,331.25	Ben Crane	73-70-76-79-298	11,500.00
Bubba Watson	72-70-77-71-290	30,331.25	Ernie Els	74-70-73-81-298	11,500.00
Shaun Micheel	71-69-75-75-290	30,331.25	73. Kevin Stadler	74-73-78-74-299	11,155.00
J.J. Henry	70-69-75-76-290	30,331.25	74. David Duval	71-76-73-82-302	11,040.00

Wes Short, Jr. (79-70-MC), Charles Howell III (74-75-MC), Tom Pernice, Jr. (73-76-MC), John Cook (74-75-MC), Fred Couples (69-80-MC), Jeff Maggert (73-76-MC), Mark Hensby (77-72-MC), Steve Jones (73-76-MC), Jason Gore, (77-72-MC), Jesper Parnevik, (76-73-MC), Bill Haas (78-72-MC), Todd Hamilton (75-75-MC), Ryan Palmer (77-74-MC), Billy Andrade (72-80-MC), Keiichiro Fukubori (77-75-MC), Stephen Ames (73-79-MC), Dean Wilson (80-73-MC), Camilo Villegas (77-76-MC), Lucas Glover (75-79-MC), Edoardo Molinari (77-77-MC), Mark O'Meara (74-83-MC); J.B. Holmes (75-83-MC), Joe Ogilvie (76-82-MC), Kevin Hall (79-79-MC), Pat Perez (79-81-MC), Rich Beem (83-78-MC), Robert Allenby (71-74-WD), Shigeki Maruyama (73-WD), Chris Couch (76-WD), John Daly (80-WD), Steve Lowery (75-WD), Thomas Levet (76-WD).

2005 Memorial Tournament



Barton Holan Bryant entered the 2005 Memorial Tournament as perhaps one of the least likely players to emerge as its winner. Even tied for the lead heading into the final round, odds makers would have been hard-pressed to put much stock in his chances to win his second career PGA TOUR event.

Would anyone have bet on Bart Bryant? Perhaps not even Bryant would have bet on himself. "Other people around me believed more than I did

that it would happen, and luckily I kind of lived through them," Bryant said. "There's always been a seed of doubt in my mind that this would happen." Seed of doubt aside, Bryant stood over a 14-foot, downhill par putt on the 72nd hole of competition and calmly sunk it to finish with a 4-under-par 68 and a 16-under 272 total, bettering Fred Couples by one stroke to become the winner of the 2005 Memorial Tournament.

How did we arrive at this most unlikely and closest finish to the Memorial Tournament since Paul Azinger holed a bunker shot for birdie on the final hole to win by one stroke in 1993?

Let's set the stage.

Bryant recorded consistent first and second round scores of 3-under-par 69 moving him steadily from a tie for 13th at the end of the first round to a tie for seven at the conclusion of round two.

The outright leader of the first two rounds, Jeff Sluman, fired a bogey-free first round of 7-under-par 65 followed by a one bogey, 1-under-par 71 second round to enter day three leading the field by one stroke. Two very familiar and popular names at the Memorial Tournament joined the hunt as round two drew to a close. Fred Couples recorded seven birdies in round two scoring a 5-under-par 67 to move him into a tie for seventh with Bart Bryant, Tim Herron, Steve Flesch and Stewart Cink. Moving into a five-way tie for second place with Lucas Glover, Nick O'Hern, Harrison Frazar and Jonathan Kaye was three-time Memorial winner Tiger Woods, recording his second round in the 60s at 4-under-par 68.

Four players emerged at the end of the third round to hold a share of the lead at 12-under-par 204. It was the first time since 1981 that multiple players were tied for the 54-hole lead (that year none of the round-three co-leaders were able to hang on and win the Memorial). Making the biggest move in round three was David Toms, soaring up from a tie for 16th by carding a sizzling 64 that included two eagles, one of which was an ace on the par 3 fourth hole. Couples and Bryant both posted third-round scores of 6-under-par 66. Sluman maintained a share of the lead he had held outright through the first two rounds with a 4-under-par 68. Woods' round of three bogeys to only four birdies moved him out of a share for the lead and into a tie for 10th, four shot back, heading into the final round.

Sunday at the 2005 Memorial Tournament welcomed unseasonably hot temperatures with highs close to 90 degrees, capping off a great week of beautiful weather at Muirfield Village Golf Club.

With the warm temperatures, the competition in round four heated up and what started as a four-man race ultimately ended as a two-man sprint to the finish with Bryant and Couples battling it out on the back-nine.

With three straight birdies on holes 5, 6 and 7, Tiger Woods started his final round with a charge, cutting his four shot deficit to two. But a double bogey on the par-3 8th snapped his momentum, and although Woods recorded four birdies on the back-nine, the damage had been done. "That was just enough of a momentum-killer," said Woods. "If I'm hitting the ball well enough that I give myself 18 looks at it, I'll make my share of birdies. I just didn't give myself enough looks at it, and I also made a couple mistakes in between." Woods finished the Tournament tied with Sluman and Bo Van Pelt for third.

Bryant and Couples waged a fierce seesaw battle that experienced eight lead changes before finally being decided by one stroke. The front-nine was a rollercoaster ride for both contenders, Couples with two bogeys to his two

birdies and Bryant with three bogeys to his three birdies. And so it was that the two began their inward nine holes at the 30th playing of the Memorial Tournament all square at 12-under-par.

Bryant struck first on the back-nine with a tremendous third shot into the par-5 11th hole that came to rest two feet from the cup, giving him a mere tap-in for birdie. In the final group of the day, immediately following Bryant, Couples answered at the 11th with a birdie of his own to regain a share of the lead at 13-under-par.

Couples was next to make a move as he sunk a big 10-foot left-to-right breaking putt on the 12th hole for birdie. After Bryant's par on No. 12, Couples' birdie gave him the outright lead . . . for the moment. Both men parred the 13th hole and then Bryant dropped in a 20-foot birdie but on No. 14 to grab back a share of the lead. Couples however was not in a sharing mood and hit a very aggressive approach shot into an extremely dangerous back right pin position on No. 14 landing it 5 feet from the cup. His aggressive play was rewarded as he made his birdie putt to take back the outright lead at 15-under-par.

Bryant fought back again on the par-5 15th, sinking yet another long birdie putt to move back into a tie with Couples at 15-under-par. His share of the lead was to be short lived again as Couples launched his second shot on the par-5 15th to within 5 feet giving him an excellent opportunity to go two-up on Bryant. Couples missed the eagle putt, which would come back to haunt him in the end, but made his tap-in birdie to once again take the outright lead.

After a birdie barrage that covered four of this first six holes on the back nine, Couples finally stumbled on hole 16 recording his first and only bogey on his inward run. As Couples struggled on No. 16, Bryant hit a wonderful approach shot into the 17th green that gave him a 5-foot putt for birdie, which he calmly drained to record his fourth birdie on the back-side. Couples bogey on 16 coupled with Bryant's birdie on 17 produced a two-shot swing that gave Bryant the outright lead as he walked to the 18th tee.

Bryant's resolve was to be tested on his 72nd hole of competition at the 2005 Memorial Tournament. His final tee-shot landed on the left side of the fairway and took a wicked kick to the left, coming to rest in an unplayable lie on the down slope of the stream that runs parallel to the 18th fairway. Without a viable alternative Bryant decided to take a drop, which would cost him a one-stroke penalty. At the time he held a one-shot lead over Couples who was staring at a good birdie chance on the 17th green.

With his penalty assessed, and now hitting his third shot, Bryant took careful aim with a 7-iron, trying desperately to ignore the added pressure that the penalty stroke had added to an already critical approach shot. With the skill of a champion, Bryant hit a solid shot that landed safely on the 18th green and gave him a chance to make a 14-foot par putt to remain 16-under. Meanwhile, Couples missed his birdie attempt on 17.

As the ball left the clubhouse of Bryant's putter, the gallery surrounding the 18th hole held their collective breaths. The putt started to trickle left when it reached the cup but had just the right line and speed to drop in. The gallery cheered as Bryant celebrated with raised putter his momentary retainment of his one-shot lead over Couples. "I knew it was a big putt, but I tried to put that in the back of my mind and focus on the putt itself," Bryant said. "I knew it was going to turn a little bit left, knew it was going to be extremely fast. Honestly, I was hoping to make the putt, but I can't say I was really trying to make it. I was trying to lag it down there. I knew Freddie was (one stroke behind) and I didn't want to do anything crazy and leave myself a 4-footer coming back. Luckily, it had just the right line."

Couples came to the 18th knowing he needed a birdie to tie Bryant. After a good drive and an aggressive second shot that missed left of the green, Couples was faced with an impossible chip that sailed past the hole and ended his chance to win his second Memorial Tournament.

Couples holed his par putt for a 69 and 273 total, one stroke off the lead. It was the second year in a row he finished second. "Bart has been through a lot," said Couples. "What a great victory. It'll be one he'll never forget."

With the win, Bryant recorded the second PGA TOUR victory of his career. After waiting 18 long years for his first victory (2004 Valero Texas Open), he now had his second in just nine months. "I'm very blessed to win here," he said. "To win against a quality field like this on a great, great golf course . . . (and) walk off the 18th green and have Mr. Nicklaus waiting to shake your hand and congratulate you is beyond comprehension at this point."

2005 Memorial Tournament Results

Dates: May 30 – June 5, 2005

Purse: \$5,500,000

Par: 36-36 = 72

Yardage: 7,300

Leaders: First Round – Jeff Sluman at 7-under-par 65 led Rory Sabbatini by one and eight players by two strokes. **Second Round** – Sluman at 8-under par 136 led Lucas Glover, Nick O'Hern, Harrison Frazar, Jonathan Kayne and Tiger Woods by one stroke. **Third Round** – Sluman, Fred Couples, Bart Bryant and David Toms moved to 12-under-par 204 to lead Woody Austin and Jonathan Kaye by one. Peter Lonard was two behind.

Cut: 79 players at 2-over-par 146 from a field of 105 professionals.

Weather: Mostly cloudy on Thursday with a high temperature of 70. Winds ESE 8-12 mph. Light drizzle off and on most of the day. Partly sunny and humid on Friday with temperatures reaching 77. Winds SE 8-12 mph. Mostly sunny on Saturday with a high of 86 with light S winds 5-10 mph. Partly sunny and warmer with a high of 88 on Sunday. Winds S 5-8 mph.

1. Bart Bryant	69-69-66-68-272	\$990,000.00	Briny Baird	71-73-73-70-287	22,000.00
2. Fred Couples	71-67-66-69-273	594,000.00	Ryan Palmer	69-72-74-72-287	22,000.00
3. Bo Van Pelt	67-72-69-68-276	286,000.00	Phillip Price	70-72-72-73-287	22,000.00
Tiger Woods	69-68-71-68-276	286,000.00	Alex Cejka	69-71-73-74-287	22,000.00
Jeff Sluman	65-71-68-72-276	286,000.00	Jesper Parnevik	71-74-68-74-287	22,000.00
6. Nick O'Hern	67-70-70-70-277	191,125.00	45. Tim Herron	68-70-79-71-288	15,415.72
Jonathan Kaye	67-70-68-72-277	191,125.00	Kevin Na	73-69-74-72-288	15,415.72
8. Lucas Glover	67-70-73-68-278	148,500.00	Ernie Els	73-71-72-72-288	15,415.72
K. J. Choi	69-72-69-68-278	148,500.00	Jose Maria Olazabal	70-74-71-73-288	15,415.71
Jim Furyk	73-73-64-68-278	148,500.00	Stewart Cink	69-69-76-74-288	15,415.71
Richard Green	67-72-69-70-278	148,500.00	Arjun Atwal	71-72-71-74-288	15,415.71
David Toms	70-70-64-74-278	148,500.00	Sean O'Hair	69-73-69-77-288	15,415.71
13. Scott Verplank	75-66-67-71-279	110,000.00	52. Chris DiMarco	74-69-73-73-289	12,826.00
Woody Austin	67-73-65-74-279	110,000.00	Trevor Immelman	70-74-72-73-289	12,826.00
15. Jerry Kelly	70-71-69-70-280	96,250.00	Carlos Franco	69-73-73-74-289	12,826.00
Rory Sabbatini	66-74-69-71-280	96,250.00	Robert Allenby	71-74-70-74-289	12,826.00
17. Greg Owen	76-68-67-71-282	79,750.00	Adam Scott	72-68-71-74-289	12,826.00
Fredrik Jacobson	71-73-65-73-282	79,750.00	57. Bob Tway	72-73-71-74-290	12,265.00
Peter Lonard	71-68-67-76-282	79,750.00	Mark Hensby	74-72-69-75-290	12,265.00
Geoff Ogilvy	70-71-66-75-282	79,750.00	Dudley Hart	72-68-71-79-290	12,265.00
21. Brad Faxon	74-72-67-70-283	61,600.00	61. Patrick Sheehan	72-70-77-72-291	11,715.00
Stephen Leaney	71-70-70-72-283	61,600.00	Charles Howell III	77-69-73-72-291	11,715.00
Jay Haas	69-70-71-73-283	61,600.00	Joe Ogilvie	74-74-77-73-291	11,715.00
24. Tom Pernice, Jr.	72-72-72-68-284	44,550.00	Corey Pavin	73-71-73-74-291	11,715.00
Kirk Triplett	74-69-71-70-284	44,550.00	Paul Sheehan	73-71-73-74-291	11,715.00
Kenny Perry	69-72-71-72-284	44,500.00	Scott McCarron	71-72-72-76-291	11,715.00
Vaughn Taylor	72-70-70-72-284	44,550.00	67. Stuart Appleby	76-70-74-72-292	11,055.00
Billy Andrade	69-71-71-73-284	44,550.00	Brandt Jobe	75-71-74-72-292	11,055.00
Harrison Frazar	69-68-73-74-284	44,550.00	Tim Petrovic	72-74-73-73-292	11,055.00
30. Ian Poulter	68-72-73-72-285	34,925.00	Peter Jacobsen	73-69-74-76-292	11,055.00
Joey Sindelar	72-70-71-72-285	34,925.00	Mark O'Meara	70-70-73-79-292	11,055.00
Chad Campbell	74-70-68-73-285	34,925.00	Bill Haas	70-76-66-80-292	11,055.00
Stephen Ames	70-73-68-74-285	34,925.00	73. Euan Walters	76-70-74-73-293	10,615.00
34. Zach Johnson	73-68-75-70-286	28,380.00	Rod Pampling	70-72-73-78-293	10,615.00
Duffy Woldorf	72-70-73-71-286	28,380.00	75. Thomas Levett	74-70-76-74-294	10,395.00
Carl Pettersson	73-69-70-74-286	28,380.00	Justin Rose	72-72-75-75-294	10,395.00
Steve Flesch	69-69-73-75-286	28,380.00	77. Paul Azinger	72-72-71-80-295	10,230.00
Billy Mayfair	72-70-68-76-286	28,380.00	78. Steve Lowery	75-75-74-77-296	10,120.00
39. Craig Parry	69-74-77-67-287	22,000.00	79. Bob Sowards	73-73-74-77-297	10,010.00

Jonathan Byrd (75-72-MC), John Daly (76-71-MC), Todd Hamilton (69-78-MC), Kevin Stadler (75-72-MC), Skip Kendall (72-75-MC), Mark Calcavecchia (73-74-MC), Steve Jones (75-72-MC), Shaun Michael (74-73-MC), David Edwards (75-73-MC), Bernhard Langer (74-74-MC), Toru Taniguchi (75-73-MC), Ted Purdy (75-74-MC), James Driscoll (76-73-MC), Fred Funk (78-72-MC), Brett Quigley (78-72-MC), Aaron Baddeley (76-74-MC), Rich Beem (72-78-MC), Frank Lickliter II (77-73-MC), Vijay Singh (77-74-MC), Davis Love III (78-73-MC), Craig Perks (80-71-MC), Pat Perez (75-76-MC), Mike Weir (76-75-MC), Arron Oberholser (77-75-MC), Jack Nicklaus (75-77-MC), Ben Curtis (78-77-MC).

2004 Memorial Tournament



The 2004 Memorial Tournament produced some of the best shot making and some of the best weather tournament patrons have ever witnessed. The weather gods blessed Dublin, Ohio and Muirfield Village Golf Club with four gorgeous spring days as another first time winner proudly displayed the Memorial Tournament trophy on Sunday evening.

Ernie Els capped a nearly flawless weekend as play concluded at the 2004 Memorial Tournament. With his birdie at the 72nd hole he carded a second straight round of 6-under 66 to win his first Memorial Tournament by four strokes over Fred Couples. Els, who began Sunday at Muirfield Village Golf Club with a two-stroke lead, held off an impressive leaderboard that included Couples, Tiger Woods, Justin Rose, and K.J. Choi to earn his 14th victory on the PGA TOUR.

Els, the South African native with three major championship titles (two U.S. Open, one British) going into the 2004 Memorial, became only the fourth non-American winner in the 29-year history of the Memorial Tournament, joining Australia's David Graham (1980) and Greg Norman (1990 and 1995) and Fiji's Vijay Singh (1997). Els also became the first player in Memorial Tournament history to hold at least a share of the first-round lead and go on to win the event.

Though Els had a great ball-striking week, there was no question as to what facet of his game won the tournament for him—putting. Els needed just 22 putts to complete his first round on Thursday, just one off the tournament record, 21 putts, set by Chip Beck during the second round of the 1986 Memorial and matched by Don Pooley (2nd rd/1987), Gabriel Hjertstedt (1st rd/1988) and Jim Furyk (2nd rd/2003).

"I made almost every putt that I had to make," said Els, who took only 100 putts in the four rounds, a new Memorial Tournament record. "It's tough to call just one a key putt."

Though Els won by four strokes, the final round was much tighter than it appears by glancing at the final results. Els dropped out of the lead with a bogey at the par-3 fourth, while Couples chipped in for birdie at the same hole to take a one-shot lead at 12-under, marking his fifth chip-in for birdie or eagle of the Tournament. Els responded by making birdie at the next hole to join Couples in the lead. Moments later, a charging Tiger Woods joined the pair at 12-under after he birdied holes 4, 5, and 7.

Woods run ended there, as he could only par-out from that point forward to finish at 12-under. Els and Couples continued to battle back and forth on the back-nine, with Els taking a three shot lead after the 10th hole and Couples fighting back to within one shot after back-to-back birdies at the 11th and 12th holes. Though Couples would stay close, he never caught Els, who began a barrage of clutch putts starting at the 12th green after Couples made his birdie.

Els made a 10-footer at the 12th hole to save par and keep the lead. He followed it with a 30-footer on the next hole to regain his two-stroke lead. Els made a 15-foot par putt as part of a terrific up-and-down at the par-3 16th to maintain a two-stroke lead with two holes to play. Both men birdied the 17th giving Els a two stroke lead going into the final hole, where Couples made bogey and Els rolled in his birdie putt for a four shot victory. Couples knew there was little he could do the way that Ernie was playing.

"I was right there the whole time," said Couples. "That's a great feeling for me. I was second, but lost to the best player by far. He just turned it on during the back nine."

Els also acknowledged that he played about as well as he ever has on Sunday at the Memorial and that he couldn't be happier.

"It means a lot. It's not quite like any other tournament," said Els after his victory. "It's got a little more prestige to it, especially with Jack Nicklaus as the host. And if you look at the winners roll, there has been quite a few great champions. I'm just so happy the way everything finished off."

2004 Memorial Tournament Results

Yardage: 7,265


Cut: 76 players at 4-over-par 148 from a field of 105 professionals.

Weather: Thursday, a mix of sun and clouds with temperatures in the mid-70s and some higher winds. A little cooler and cloudier on Friday and Saturday. Similar conditions on Sunday with temperatures a touch warmer.

1.	Ernie Els	68-70-66-66-270	\$945,000.00		Hideemichi Tanaka	73-75-72-68-288	27,150.00
2.	Fred Couples	69-69-68-68-274	567,000.00	40.	Rich Beem	71-71-72-75-289	19,950.00
3.	Tiger Woods	72-68-67-69-276	357,000.00		Stewart Gink	70-74-75-70-289	19,950.00
4.	Justin Rose	70-67-69-71-277	252,000.00		Tim Clark	73-75-69-72-289	19,950.00
5.	K.J. Choi	71-67-68-72-278	210,000.00		Padraig Harrington	71-74-74-70-289	19,950.00
6.	Stephen Ames	69-68-70-72-279	182,437.50		Tim Petrovic	75-69-71-74-289	19,950.00
	Kenny Perry	72-72-66-69-279	182,437.50		John Rollins	69-74-74-72-289	19,950.00
8.	Ben Curtis	68-69-73-72-282	152,250.00	46.	Mark Hensby	74-74-73-69-290	14,553.00
	Retief Goosen	70-72-69-71-282	152,250.00		Trevor Immelman	73-73-69-75-290	14,553.00
	Jay Haas	70-72-69-71-282	152,250.00		Shigeki Maruyama	71-71-76-72-290	14,553.00
11.	John Daly	72-69-73-69-283	111,300.00		Len Mattiace	70-73-73-74-290	14,553.00
	Stephen Leaney	71-71-71-70-283	111,300.00		Jesper Parnevik	75-71-74-70-290	14,553.00
	J.L. Lewis	70-72-70-71-283	111,300.00	51.	Briny Baird	76-69-71-75-291	12,521.25
	Peter Lonard	71-73-70-69-283	111,300.00		Niclas Fasth	75-70-73-73-291	12,521.25
	Rory Sabbatini	71-71-71-70-283	111,300.00		Jeff Maggert	73-69-76-73-291	12,521.25
16.	Jerry Kelly	74-70-70-70-284	84,000.00		Nick Price	74-73-72-72-291	12,521.25
	Davis Love III	70-73-72-69-284	84,000.00	55.	Tommy Armour III	72-72-72-76-292	11,812.50
	Tom Pernice, Jr.	73-71-71-69-284	84,000.00		Keiichiro Fukubori	72-74-74-72-292	11,812.50
19.	John Cook	71-74-71-69-285	65,887.50		Skip Kendall	77-71-69-75-292	11,812.50
	Brad Faxon	72-74-71-68-285	65,887.50		Rocco Mediate	71-73-73-75-292	11,812.50
	Tim Herron	76-71-66-72-285	65,887.50		Arron Oberholser	69-74-72-77-292	11,812.50
	Scott McCarron	72-69-75-69-285	65,887.50		Brendan Pappas	73-74-72-73-292	11,812.50
23.	Harrison Frazar	73-72-69-72-286	54,600.00	61.	Hunter Mahan	74-70-75-74-293	11,445.00
24.	Chad Campbell	72-73-74-68-287	39,725.00	62.	Mark Calvaccechia	74-72-73-75-294	11,340.00
	Chris DiMarco	71-74-72-70-287	39,725.00	63.	Billy Andrade	71-73-75-76-295	11,130.00
	Dan Forsman	73-73-67-74-287	39,725.00		Stuart Appleby	73-74-70-78-295	11,130.00
	Sergio Garcia	73-69-72-73-287	39,725.00		Jack Nicklaus	74-73-77-71-295	11,130.00
	Zach Johnson	69-73-70-75-287	39,725.00	66.	Woody Austin	73-74-78-72-297	10,815.00
	Tom Lehman	74-69-73-71-287	39,725.00		Paul Azinger	69-74-78-76-297	10,815.00
	Geoff Ogilvy	74-68-71-74-287	39,725.00		Craig Parry	71-72-79-75-297	10,815.00
	Ted Purdy	74-70-72-71-287	39,725.00	69.	Aaron Baddeley	74-74-78-72-298	10,552.50
	Vijay Singh	73-72-71-71-287	39,725.00		Shaun Micheel	73-73-80-72-298	10,552.50
33.	Robert Allenby	74-74-74-66-288	27,150.00	71.	Frank Lickliter II	71-75-73-80-299	10,342.50
	Steve Flesch	72-73-72-71-288	27,150.00		Corey Pavin	71-75-76-77-299	10,342.50
	Todd Hamilton	69-70-73-76-288	27,150.00	73.	Thomas Bjorn	71-76-78-75-300	10,132.50
	Lee Janzen	69-73-72-74-288	27,150.00		Darren Fichardt	70-78-74-78-300	10,132.50
	Jeff Sluman	70-73-73-72-288	27,150.00	75.	Hirofumi Miyase	73-75-77-78-303	9,975.00
	Kevin Sutherland	71-70-72-75-288	27,150.00				

48

2003 Memorial Tournament



Kenny Perry became only the sixth multiple winner in Memorial Tournament history when he emerged victorious after Sunday's final round at the 2003 Memorial. With his second Memorial victory, Perry joins Jack Nicklaus (1977, 1984), Tom Watson (1979, 1966), Hale Irwin (1983, 1985), Greg Norman (1990, 1995) and Tiger Woods (1999-2001) as one of

the greatest collection of multiple winners of any PGA TOUR event.

The Memorial Tournament was also the site of Kenny Perry's first PGA Tour victory; 12 years prior to his 2003 win. Hale Irwin forced a playoff that year after a Perry double bogey on the ninth hole allowed Irwin to draw within a stroke of the lead and an eventual tie. Perry was able to prevail in a playoff to score his first TOUR victory, one he still calls his biggest victory on Tour. "The first win was huge for my career, Perry said. "It's still by far my biggest victory, because it proved to me that I could win on Tour. Not only that, but to win Jack's tournament where the field is always so outstanding was just unbelievable for my confidence."

Perry and the rest of the field, totaling 104 golfers, faced some major course changes as they arrived in Dublin for the 2003 Memorial. With 18 reseeded greens, 10 with subtly contour changes, and a completely redesigned 17th hole, the players had their work cut out for them. The reseeded, newly contoured greens proved to run faster and the par-4 17th finished the week as the new number one handicap hole.

In addition to the new and challenging course changes, the field itself was extremely challenging thanks to a strong international presence. The Memorial Tournament has always boasted one of the strongest fields on TOUR, including a strong group of international players. With the dates for the European Tour's Volvo PGA Championship changed for 2003 the stage was set for the Memorial to host its largest contingent of international players since Muirfield Village hosted the 1987 Ryder Cup. Six of the top nine European Tour money winners were in attendance including Retief Goosen, Padraig Harrington, Bernard Langer and Lee Westwood, all appearing in the Memorial for the first time. In addition, two-time Masters Champion Jose Maria Olazabal made his first start in 11 years.

"Outside the majors and the Players Championship, it's probably the most foreign players you'll see at an American tourna-

ment," said three-time Memorial winner Tiger Woods. "It gives this tournament a little bit of an extra special feel to it."

With a strong field set, Jim Furyk looked to defend his Memorial title. Although he fired a score three shots better (68) than the opening round of his victorious 2002 campaign, Furyk found himself four behind first round leader Charles Howell III and three behind Perry at the conclusion of the first round.

At the close of round two, Kenny Perry was one of only four players without a bogey, finding himself in the lead by one stroke over Retief Goosen and Vijay Singh. Tiger Woods and Jim Furyk were just five shots back tied for 7th. Furyk's putter was getting the job done; he led the field in fewest putts with only 48 through two rounds.

Saturday at the Memorial Tournament started out warm yet rainy and after a 45-minute rain delay in the early afternoon, the temperature began to drop and the winds began to pick-up. Reminiscent of 1979, the winds averaged 20-30 mph with gusts up to 35 mph and the temperature dropped into the low 50s. In these cold, wet and windy conditions, Jose Maria Olazabal was the only player to record a round in the 60s and there were only 10 rounds posted under par. Kenny Perry was one of those 10 logging a 2-under 70 on a day that witnessed the highest scoring average (75.493) at the Memorial since the first round of 1990. "That was probably better than my 61 at the Colonial," [Perry won the Colonial Invitational the week prior to the 2003 Memorial Tournament] said Perry after finishing play. "I mean, the conditions were just brutal out there. It was so raw and the wind was blowing so hard, it was tough to choose clubs." Perry's 70 was good enough to maintain a two shot lead over Lee Janzen and a five shot lead over third place Jose Maria Olazabal, Vijay Singh and Retief Goosen heading into Sunday's final round.

With major-championship-winner competition close at his heels, Sunday was shaping up to be an exciting finish at the Memorial. Perry continued his dominant play by carding a 4-under-par 32 on the front nine to go five strokes up on Janzen at the turn. After a Janzen bogey at the tenth Perry's lead grew to six strokes, a margin which proved to great to overcome for Janzen or the surging Mike Weir and Tiger Woods. Perry hit only one of the last seven greens in regulation, with the exception coming at his old friend, the par-5 15th, where he'd disposed of Irwin with a two-putt birdie on the first hole of their 1991 playoff. So with his second Memorial Tournament victory in sight Perry sank a 5-foot birdie putt on 15 to stay four shots clear of Janzen, despite a string of bogeys over his final six holes.

"Other than the last six holes, he played near-perfect golf," Janzen said of Perry. "It's great to watch a guy get on a roll like that, and play like there is nothing in the way . . . just out there playing in his own world."

"I've thanked Jack many times for building Muirfield Village," said Perry. "That golf course has been huge in my career. I love that place."

2003 Memorial Tournament Results

Dates: May 26 – June 1, 2003

Purse: \$5,000,000

Par: 36-36 = 72

Yardage: 7,265

Leaders: First Round – Charles Howell III shot an 8-under-par 64 and led Kenny Perry by one and John Huston by two. Seven players were three back. **Second Round** – Perry moved to 11-under-par and led Retief Goosen and Lee Janzen by one. Vijay Singh and Mike McRoy were three behind. **Third Round** – Perry at 13-under-par led Janzen by two strokes. Goosen, Singh and Jose Maria Olazabal were three back.

Cut: 70 players at 2-over par from a field of 104 professionals.

Weather: Thursday, partly sunny with temperatures climbing into the low 70s with later afternoon showers. Winds were out of the north-west 10 mph. Friday, warm and mostly sunny with a high of 75. It became cooler and overcast in the afternoon. Saturday morning started out warm and rainy. Play was delayed 46 minutes from 11:14 a.m. to 12 p.m. In the afternoon it was windy, overcast and cooler, with lows in the mid-50s and winds 20-30 mph from the northwest. Sunday was clear, windy and cool with a high of 65 and winds 15-20 mph out of the northwest.

1. Kenny Perry	65-68-70-72-275	\$900,000.00	Stephen Leaney	73-72-73-74-292	25,250.00
2. Lee Janzen	67-67-71-72-277	540,000.00	Carl Pettersson	70-70-77-75-292	25,250.00
3. Mike Weir	72-70-71-65-278	340,000.00	Bob Tway	69-72-74-77-292	25,250.00
4. Tiger Woods	67-71-76-65-279	220,000.00	Jeff Maggert	68-73-71-80-292	25,250.00
Vijay Singh	67-69-72-71-279	220,000.00	40. Hidemichi Tanaka	70-72-79-72-293	19,500.00
6. Stewart Cink	70-69-72-69-280	180,000.00	Ian Leggatt	70-76-74-73-293	19,500.00
7. Chad Campbell	67-70-74-70-281	161,250.00	Steve Lowery	70-76-73-74-293	19,500.00
Ratief Goosen	67-67-74-73-281	161,250.00	Brad Faxon	67-77-74-75-293	19,500.00
9. Mark Calcavecchia	69-70-70-73-282	145,000.00	Gene Sauers	70-75-70-78-293	19,500.00
10. Jose Maria Olazabal	73-69-66-75-283	135,000.00	45. Tim Petrovic	70-71-78-75-294	15,050.00
11. Justin Leonard	71-69-76-69-285	120,000.00	Luke Donald	70-69-80-75-294	15,050.00
John Rollins	70-69-74-72-285	120,000.00	Kevin Sutherland	73-71-73-77-294	15,050.00
13. Jesper Parnevik	70-71-73-72-286	91,000.00	Mark O'Meara	76-69-72-77-294	15,050.00
Padraig Harrington	70-71-73-72-286	91,000.00	49. Gary Nicklaus	69-75-77-74-295	12,800.00
Robert Gamez	70-68-75-73-286	91,000.00	David Gossett	72-74-75-74-295	12,800.00
K.J. Choi	70-70-73-73-286	91,000.00	51. Dudley Hart	69-72-76-79-296	12,300.00
Ernie Els	73-70-70-73-286	91,000.00	52. Tim Clark	74-72-79-72-297	11,725.00
18. John Huston	66-74-78-69-287	70,000.00	Billy Andrade	69-75-79-74-297	11,725.00
Stuart Appleby	71-71-76-69-287	70,000.00	Len Mattiace	70-72-80-75-297	11,725.00
Jeff Sluman	70-72-72-73-287	70,000.00	David Peoples	77-68-77-75-297	11,725.00
21. Peter Lonard	72-72-75-69-288	56,000.00	56. John Daly	68-73-83-74-298	11,350.00
Jay Haas	75-69-71-73-288	56,000.00	Craig Perks	70-72-76-80-298	11,350.00
Ben Crane	73-68-73-74-288	56,000.00	58. Jerry Kelly	70-72-84-73-299	11,050.00
24. Tim Herron	72-68-77-72-289	44,000.00	Bob Burns	75-68-82-74-299	11,050.00
Shigeki Maruyama	69-75-72-73-289	44,000.00	Keith Fergus	69-76-79-75-299	11,050.00
Jim Furyk	68-70-75-76-289	44,000.00	Peter O'Malley	72-71-76-80-299	11,050.00
27. Charles Howell III	64-74-77-75-290	37,750.00	62. Frank Lickliter II	72-72-81-75-300	10,750.00
Jay Williamson	73-73-70-74-290	37,750.00	Woody Austin	68-74-76-82-300	10,750.00
29. Spike McRoy	68-68-84-71-291	32,500.00	64. David Duval	73-72-78-78-301	10,550.00
Adam Scott	67-72-79-73-291	32,500.00	Jonathan Kaye	73-73-76-79-301	10,550.00
Rory Sabbatini	71-71-75-74-291	32,500.00	66. David Edwards	72-73-81-77-303	10,350.00
Jonathan Byrd	74-72-71-74-291	32,500.00	Peter Jacobsen	73-71-80-79-303	10,350.00
Lee Westwood	72-68-75-76-291	32,500.00	68. Chris Smith	73-72-84-75-304	10,200.00
34. Glen Day	73-73-74-72-292	25,250.00	69. J.L. Lewis	77-69-85-76-307	10,100.00
J.P. Hayes	73-72-73-74-292	25,250.00			

Briny Baird (77-70-MC), Sergio Garcia (73-74-MC), Scott McCarron (74-73-MC), Craig Parry (75-72-MC), Rod Pampling (74-73-MC), Tom Lehman (74-73-MC), Scott Verplank (69-78-MC), Trevor Immelman (72-75-MC), Scott Laycock (74-73-MC), Stephen Ames (75-73-MC), Joel Edwards (72-76-MC), Paul Azinger (69-79-MC), Pat Perez (74-74-MC), Jack Nicklaus (76-72-MC), Tom Pernice, Jr. (75-73-MC), Andy Miller (74-74-MC), Jerry Pate (76-74-MC), Geoff Ogilvy (78-72-MC), Ben Curtis (74-76-MC), David Smail (74-76-MC), Matt Kuchar (76-75-MC), Fred Funk (75-76-MC), Harrison Frazer (74-77-MC), Carlos Franco (78-74-MC), Notah Begay III (71-82-MC), Steve Flesch (76-77-MC), Hank Kuehne (77-76-MC), Matt Gogel (75-79-MC), Bernhard Langer (79-75-MC), Steve Allan (77-77-MC), Mark Brooks (76-80-MC), Alejandro Larrazabal (88-77-MC), Brenden Pappas (W/D), Rocco Mediate (W/D), Robert Allenby (W/D), Craig Stadler (W/D).

2002 Memorial Tournament



When the 2002 Memorial ended, it was Jim Furyk's name on top of the leader board. As the tournament headed toward its first tee time on Thursday though, it did not appear as if anything but the status quo was destined to rule.

Tiger Woods was chasing history when he came to Muirfield Village Golf Club. His eye was trained on winning the Memorial Tournament four consecutive years, a feat that had been accomplished in a PGA Tour event by only two others, Walter Hagen

and Gene Sarazen, and not since Sarazen in 1930.

"That would be nice, to put myself in elite company like that," Woods said.

Practice round reviews suggested that the course was as dry as it had been in quite a while, which conceivably had the hit-and-run crowd on a more even playing field with the power elite. One of the latter summarily shot down that notion, though.

"The golf course is as firm as I've seen it in a couple of years," said Ernie Els, "and I'm still getting only two yards of roll on my drives."

So that meant it was still going to cater to the same guys?

"Same guys?" Els said. "Or same guy?"

Two days earlier, Woods had won the Deutsche Bank-SAP Open in Germany—his third victory of the year—by defeating Colin Montgomery in sudden death.

He was back at a course he had played like no one else the past three years, when he was a cumulative 51-under par at Muirfield Village and had prevailed by increasingly wider margins each year. And he expressed confidence that no matter how the course played this time — hard and fast or soft and long — he had the shots to tame it again.

Woods then started his title defense with his worst first round score of the year, a 2-over-par 74 climaxed by a double-bogey at 18, where he three-putted from 30 feet. He finished the round nine strokes behind leader Bob Tway, the 1989 Memorial winner, whose 65 was his best score ever at Muirfield Village.

Tway credited his round to improved putting, a handy asset on a day when the sun and wind abetted greens that some players swore had become quicker overnight.

The field averaged nearly a stroke-and-a-half over par. Only 27 players broke par. One of them, surprisingly, was Jack Nicklaus. He had not decided until Wednesday that his back would allow him to play, but then turned in a vintage charge to a 71 with four birdies in his last five holes. It was his first sub par round in the Memorial since 1997. He went on to make the cut the next day.

Justin Leonard turned in a nice opening round as well. He birdied two of the last three holes for a 69 to get into contention again on a course where he won the 1992 U.S. Amateur and was runner-up to Woods in the 2000 Memorial.

"When this place gets hard and fast, the ball rolls out and you really have to place your tee shots more accurately," Leonard said. "It's fun, and, with a little wind, it makes this course really interesting."

Leonard had reason to be more interested the next day. He shot a 65 to take a one-stroke lead at 10-under-par 134 and set up an open-field pairing in the third round with Harrison Frazar, his former junior golf foe and freshman roommate at the University of Texas. Frazar also shot 65 to finish alone at 135, one stroke ahead of Tway, Stewart Cink and 1997 Memorial winner Vijay Singh.

Leonard and Frazar teed off an hour apart at midday and, between the two of them, had 13 birdies and an eagle. The only bogey was Frazar's at the final hole, which ended up costing him a share of the lead when Leonard, went eagle-birdie at the 15th and 16th.

For the second day in a row, Woods was not a factor. He improved his score by four strokes, but nevertheless fell one stroke farther off the lead. The 70 put him at par 144, 10 shots behind Leonard.

Rain fell late in the day and the forecast was for more Saturday. A softer course for everyone would make it harder for Woods to catch the 46 golfers that now stood in front of him.

Singh, two shots off the lead at 136 after a 67, predicted a shootout in the final two rounds, and that's precisely what happened.

Tested by gusting winds, but helped by receptive greens on Saturday, 26 of the 75 who made the cut for the final two rounds shot in the 60s, 47 broke par, and, at the end of the day, 20 golfers were bunched within six strokes of each other.

Tway finished at the head of the pack, his 68 good for 12-under-par 204 and a one stroke lead over Cink, who shot 69. Leonard dropped to third with a 72 that left him two behind. Frazar fell farther with a 75. The challenging conditions prevented anyone from separating from the rest. The top five on the leader board after 36 holes — Leonard, Frazar, Cink, Singh and Tway — all had at least a share of the lead during the round, but none led by more than one stroke.

By the time Woods finished his final round on Sunday, the free-for-all to determine his successor was well underway.

Tway bogeyed the first two holes, Cink the next two, Leonard the third. None ever got turned around. They finished with 73, 73 and 74 respectively.

David Duval, seven off the pace when play began and trying to rouse himself from a slump dating from his 2001 British Open victory, played the first 12 holes in 7-under-par. Then he birdied number 12 to take a one-shot lead over Singh, who'd taken the lead from Cink, who'd taken it away from Tway.

But Duval's charge ended with bogeys at 13 and 14, and the lead was Singh and Tway's again. But then there came Frazar — forgotten but not gone — with birdies on four of the first five holes on the back nine to tie Singh at 11-under par.

"After I hit my drive on 10, I saw Duval was only one back, playing in the group ahead of me," Frazar said. "So I thought, 'Well, maybe we've got a chance at this thing.'"

Frazar wasn't the only one watching the board and imagining the possibilities.

"I was really surprised by the time I got to the seventh green," said Furyk. "I'd made one birdie and a couple of good par saves, and now I'm looking at the board and saying, 'Wow, I'm only three back and there's a lot of golf to be played.' It kind of gets you excited."

From there, Furyk channeled his emotions into results and executed two memorable shots that brought him his seventh Tour victory and the 810,000 first prize.

After birdies at eight and nine pulled Furyk within a shot of the lead, he knocked in a slick, curling, 25-foot chip from behind the green at 12 to become the seventh player on the day to hold at least a share of the lead. That birdie tied him with his playing partner, Singh, along with Frazar and David Peoples at 11-under par.

After Peoples, playing just behind Furyk and Singh, went to minus-12 with a birdie on 12, Furyk tied him again with a birdie at 14.

Then Furyk produced the shot of the tournament, a flip from the neck-deep bunker to the right of the 15th green that banged against the flagstick and fell in the hole for an eagle 3.

The eagle gave Furyk a two-stroke lead, and he expanded it to three and reached 15-under par with his sixth birdie of the day at the par-3 16th hole. He prolonged the suspense when he missed both the fairway and the green at 17 and bogeyed. But Singh could not accomplish the necessary two-shot swing when he failed to hole a 20-foot birdie chance.

Finally, John Cook, playing in the next to last pairing of the day, surged to within two strokes of the lead with two holes to go, with Furyk in the clubhouse at 14-under par 274 after a par from the fairway bunker at 18. But, unable to convert a makeable birdie opportunity of 10 feet at 17, Cook finally settled for a second-place tie with Peoples at 276.

Singh, who bogeyed the last hole, tied for fourth at 277 with Duval, Frazar, Tway and Japan's Shigeki Maruyama.

Furyk's 65 was the lowest final round by a Memorial winner, and the five strokes he made up on the last day tied the tournament record set by David Edwards in 1992.

And, for the first time in four years, the Memorial had a champion who was the antithesis of the type of player who had been beating up on Muirfield Village in recent years.

"I guess he doesn't do the things that people talk about superstars doing," said Furyk's caddie, Mike "Fluff" Cowan. "They hit it pretty far. Jim hits it adequately far. People tend not to talk about the guys that just gut it out, and putt good, and play the game. He plays the game very nicely."

2002 Memorial Tournament Results

Dates: May 23 – 26, 2002

Purse: \$4,500,000

Par: 36-36 = 72

Yardage: 7,224


Leaders: First Round – Bob Tway fired a 7-under-par 65 to lead Stewart Cink by one stroke. Stuart Appleby was two back of the lead. **Second Round** – Justin Leonard moved to 10-under-par 134 to lead Harrison Frazar by one stroke. Tway, Cink and Vijay Singh were two strokes back of the lead. **Third Round** – Tway was at 12-under-par 204 and led Cink by one stroke and Leonard by two.

Weather: Mix of sun and clouds on Thursday and Friday with temperatures in the high 70s. Play was suspended on Friday from 6:15 p.m. to 7:15 p.m. due to rain and thunderstorms in the area. Saturday showers in the morning with temperatures reaching 80. Sunday was cool with temperatures in the mid 60s to low 70s.

1. Jim Furyk	71-70-68-65-274	\$810,000.00	Peter Lonard	73-71-70-70-284	22,860.00
2. John Cook	73-69-65-69-276	396,000.00	Len Mattiace	71-73-71-69-284	22,860.00
David Peoples	69-74-65-68-276	396,000.00	Mike Weir	74-68-72-70-284	22,860.00
4. David Duval	75-69-67-66-277	169,650.00	42. Olin Browne	70-71-71-73-285	16,650.00
Harrison Frazar	70-65-75-67-277	169,650.00	J.L. Lewis	75-70-68-72-285	16,650.00
Shigeki Maruyama	74-66-67-70-277	169,650.00	Frank Lickliter II	69-72-70-74-285	16,650.00
Vijay Singh	69-67-72-69-277	169,650.00	45. Tim Herron	74-69-71-72-286	13,545.00
Bob Tway	65-71-68-73-277	169,650.00	Steve Jones	74-70-68-74-286	13,545.00
9. Billy Andrade	72-72-67-67-278	117,000.00	Billy Mayfair	71-72-72-71-286	13,545.00
Stewart Cink	66-70-69-73-278	117,000.00	Tom Pernice, Jr.	68-73-72-73-286	13,545.00
Jerry Kelly	71-71-68-68-278	117,000.00	49. Glen Day	72-69-74-72-287	10,902.86
Phil Mickelson	73-66-70-69-278	117,000.00	Joel Edwards	75-68-73-71-287	10,902.86
13. Ernie Els	70-71-69-69-279	87,000.00	Rod Pampling	75-69-72-71-287	10,902.86
Brad Faxon	71-69-70-69-279	87,000.00	Dennis Paulson	74-72-70-71-287	10,902.86
John Rollins	72-69-68-70-279	87,000.00	Scott Verplank	72-68-74-73-287	10,902.86
16. Tim Clark	77-64-68-71-280	72,000.00	54. Briny Baird	75-70-67-75-287	10,902.85
Skip Kendall	73-66-68-73-280	72,000.00	Brett Quigley	71-71-68-77-287	10,902.85
Justin Leonard	69-65-72-74-280	72,000.00	56. Robert Damron	72-73-74-69-288	10,125.00
19. Rocco Mediate	70-73-68-70-281	58,500.00	Andrew Magee	72-74-71-71-288	10,125.00
Heath Slocum	73-66-69-73-281	58,500.00	Mark O'Meara	76-68-71-73-288	10,125.00
Jeff Sluman	69-70-71-71-281	58,500.00	Chris Smith	75-69-71-73-288	10,125.00
22. Fred Funk	72-70-69-71-282	43,200.00	60. Jose Coceres	70-73-74-72-289	9,720.00
John Huston	73-70-71-68-282	43,200.00	David Edwards	73-69-72-75-289	9,720.00
Tom Lehman	68-73-71-70-282	43,200.00	Matt Gogel	73-73-71-72-289	9,720.00
Craig Stadler	73-69-70-70-282	43,200.00	Carl Paulson	75-69-74-71-289	9,720.00
Tiger Woods	74-70-72-66-282	43,200.00	Kenny Perry	74-68-74-73-289	9,720.00
27. Robert Allenby	70-73-72-68-283	31,950.00	65. Jay Don Blake	76-69-75-70-290	9,315.00
Charles Howell III	70-76-67-70-283	31,950.00	Chad Campbell	76-69-72-73-290	9,315.00
Steve Lowery	73-72-68-70-283	31,950.00	Geoff Ogilvy	75-70-72-73-290	9,315.00
Jeff Maggert	72-67-74-70-283	31,950.00	Toru Taniguchi	74-68-75-73-290	9,315.00
Corey Pavin	73-69-72-69-283	31,950.00	69. Kevin Sutherland	73-71-71-77-292	9,090.00
32. Stuart Appleby	67-73-71-73-284	22,860.00	70. Garrett Willis	73-69-73-79-294	9,000.00
Paul Azinger	73-68-69-74-284	22,860.00	71. Jack Nicklaus	71-74-71-79-295	8,910.00
Cameron Beckman	72-70-69-73-284	22,860.00	72. Paul Stankowski	75-71-74-76-296	8,820.00
K.J. Choi	71-74-71-68-284	22,860.00	73. Sergio Garcia	75-70-77-75-297	8,730.00
David Gossett	70-72-69-73-284	22,860.00	74. Bubba Dickerson	74-72-78-76-300	8,640.00
Lee Janzen	73-68-70-73-284	22,860.00	75. Carlos Franco	74-71-78-79-302	8,550.00
Matt Kuchar	74-72-67-71-284	22,860.00			

David Berganio, Jr. (74-74-MC), Jonathan Byrd (78-69-MC), David Frost (71-76-MC), Jay Hass (74-73-MC), Michael Hoey (76-71-MC), Franklin Langham (72-75-MC), Ian Leggatt (72-75-MC), Craig Parry (76-71-MC), Joey Sindelar (75-72-MC), Erik Compton (76-72-MC), Steve Flesch (73-75-MC), Jeff Julian (77-71-MC), Scott Laycock (75-73-MC), Chris Riley (72-76-MC), Curtis Strange (75-75-MC), Mark Calcavecchia (75-76-MC), Fred Couples (80-71-MC), J.J. Henry (75-76-MC), Per-Ulrick Johansson (73-78-MC), Brice Molder (77-74-MC), Gary Nicklaus (78-73-MC), John Daly (81-71-MC), Kaname Yokoo (77-75-MC), Greg Chalmers (83-72-MC), Roger Maltbie (84-78-MC), Jesper Parnevik (W/D).

2001 Memorial Tournament



"Right now he is the most dominant athlete in sports." Former Memorial winner Paul Azinger's words on the man who outlasted him to win his record shattering third consecutive Memorial Tournament victory. Of course Azinger was referring to Tiger Woods, whose mastery of Muirfield Village is unprecedented. No player had successfully defended at the Memorial, and only five have won it twice. Now

Woods has won it three years in a row, the first golfer since Tom Watson in 1980 to win the same PGA TOUR event three years in a row.

All the focus was trained on Woods coming into the 26th Memorial, not least because he was the tournament's two-time defending champion — the first to win back-to-back — and became its first three-time winner.

Taking the week prior off, Woods flew into Columbus on Tuesday and made it to the course by the afternoon for a quick practice round. Right out of the chute, he'd birdie the first three holes. Benefiting Woods was the condition of the course: "Pretty much the same conditions he won it a year ago and two years ago," said tournament founder and host Jack Nicklaus. It rained more than six inches the previous two weeks.

Woods eagled both par 5's on the back nine in the first round with iron second shots and single putts. His first eagle erased a double-bogey he suffered on his third hole of the day. The second eagle headed him toward a four-under-par 68 that left him two strokes behind leaders Chris Smith and Scott Verplank at the end of the day.

The wind, swirling, but mostly from a direction that much of the field had rarely experienced, helped create 10 other scores of 6 or worse on the same hole that grabbed Woods. Then, too, the greens ended up as slick as they had been in 10 or 15 years of the tournament, according to Nicklaus, making them equally unfamiliar to the majority of the players.

Despite the conditions, Smith and Verplank each managed seven birdies that first day around a lone bogey.

Seven tenths of an inch of rain fell before play the next morning, causing PGA TOUR officials to impose the lift, clean and place rule. That decision turned out to be a blessing a few hours later, when a heavier downpour suspended play for more than two hours.

Vijay Singh, however, had no problem with the conditions, even after play resumed and an increasingly chilly, 1-to-20 mph wind appeared from a different direction than the rain. Flying it at the flag without fear of a bad bounce on the soft greens, he maneuvered through Muirfield Village without a bogey, birdieing 14, 15 and 16 to finish with a 66 and a two-round total of eight-under-par 136.

That still wasn't enough to catch Azinger, however, who an hour earlier had been even better down the stretch with the wind at his back. After birdieing five holes in a row, the 13th through the 17th, his seven-birdie 67 put him at nine-under 135.

Asked if something beyond his control might be working in his favor, Azinger dismissed the notion. But Nicklaus, who played the first two rounds in a group with Azinger and Mark Brooks, was not as quick to do so.

"I don't believe in fate," said Nicklaus. "I believe that good golf wins golf tournaments. But sometimes, a tragedy or a circumstance does affect your life and change things that happen."

If some higher power was, indeed, steering Azinger's fate, it continued to influence it in a strangely positive way in Saturday's third round. More rain delayed the start until noon, then suspended it twice in the next four hours. As a result, the last group didn't tee off until 5 p.m., guaranteeing the round would not finish before dusk.

Azinger recovered from a shaky start to make par on six, then did not miss a fairway after that, playing his last nine holes three under par with no bogeys. That left him 11 under par when darkness ended his day after 14 holes, and with a two-stroke lead over Woods, Stuart Appleby and Sergio Garcia, none of whom finished the round either.

When the third round resumed early Sunday morning, Woods birdied two and Azinger one of the four holes remaining, thereby halving the margin between them to one shot. Their closest pursuers, Appleby and Garcia, were another two strokes behind, and never would be a factor as the round progressed.

After Azinger birdied number one, then Woods the second hole, they reached the par-5 fifth tee still separated by a shot. Woods launched his expected missile far down the fairway, while Azinger, hitting second and landing his ball well behind Woods', left himself 238 yards to the front of a green with a river of water gauging all of its left side and most of its frontal area.

It was at that point that Azinger, with the wind at his back, made a fateful decision to go for the putting surface in two. He pulled his three-wood from the bag, hit the ball pure but a little too much left, and knocked it in the water.

"It was probably a mistake for me to take a crack at that point," he said after the round. "I was one shot ahead, and my strength all week had been my wedge game, not my long game. Maybe I should have just laid back and played my strength."

Woods, 249 yards from the hole, then played to his strength, hitting a superb 2-iron that stopped pin-high and six feet right of the cup. When Woods made his putt for eagle, after Azinger missed a 12-footer and bogeyed after dropping under penalty, the three-shot swing put Woods ahead by two. His lead was never less than that the rest of the way.

Woods shot 66 to finish with 17-under-par total of 271 and win by a tournament-record seven strokes. His score equaled the lowest closing round by a Memorial champion, and he became the first golfer since Tom Watson in 1980 to win the same PGA TOUR event three years in a row.

"To be able to put my name on that trophy three times is awfully special," he said later.

Azinger finished second with a 74 for 278 and was able to laugh about it. In fact, he said he apologized to Woods late in the round for not giving him a better game.

"I was hoping at the end of the week I would believe in fate," he added.

Woods played the par-5 holes to an average of 4.125 strokes that week. The field averaged 4.775.

"Right now, he's the man," Azinger said. The most dominant man.

2001 Memorial Tournament Results

Dates: May 31 – June 3, 2001

Purse: \$4,100,000

Par: 36-36 = 72

Yardage: 7,221

Leaders: First Round – Chris Smith and Scott Verplank each fired a 6-under-par 66 to lead Jeff Sluman and Stuart Appleby by one stroke. Eleven players were two back of the lead. **Second Round** – Paul Azinger moved to 9-under-par 135 to lead Vijay Singh by one stroke. Smith, Tiger Woods and Sergio Garcia were two strokes back of the lead. **Third Round** – Azinger was at 12-under-par 204. He led by one stroke over Woods and by three over Appleby and Garcia.


Cut: 70 players at 3-over-par 147 from a field of 105.

Weather: Mix of sun and clouds on Thursday with temperatures in the high 60s. Play was suspended on Friday from 10:43 a.m. to 12:50 p.m. due to heavy rains. The second round was finally suspended for the day at 8:50 p.m. due to darkness. The second round resumed at 8:40 a.m. on Saturday in rainy conditions with three players coming back to complete their rounds. The third round was then postponed to an 11:00 a.m. start due to heavy rains in the area in the morning. It was then suspended at 12:25 p.m. when the course was deemed unplayable due to wet conditions. The third round resumed at 4 p.m. Lightning moved into the area and play was briefly suspended from 3:56 p.m. until 4:15 p.m. Play was suspended for the day at 8:54 p.m. due to darkness. The third round resumed at 8:30 a.m. on Sunday in partly cloudy conditions with 25 players remaining on the course. Sunday was cool with temperatures in the low to mid 60s.

1. Tiger Woods	68-69-68-76-271	\$738,000.00	Mike Weir	72-69-71-75-287	24,365.71
2. Sergio Garcia	68-69-70-71-278	360,800.00	37. Shigeki Maruyama	70-75-70-73-288	19,270.00
Paul Azinger	68-67-69-74-278	360,800.00	Steve Stricker	74-70-72-72-288	19,270.00
4. Stewart Cunk	72-69-67-71-279	196,800.00	Bob Tway	72-72-68-76-288	19,270.00
5. Toru Taniguchi	68-74-69-69-280	155,800.00	40. Mark Calcavecchia	69-73-74-73-289	16,810.00
Vijay Singh	70-66-73-71-280	155,800.00	Dennis Paulson	68-74-70-77-289	16,810.00
7. Kenny Perry	72-69-71-69-281	127,783.00	Mike Sposa	68-78-72-71-289	16,810.00
Robert Allenby	69-69-70-73-281	127,783.00	43. David Frost	71-72-75-72-290	14,350.00
Stuart Appleby	67-71-69-74-281	127,783.00	Billy Mayfair	68-74-76-72-290	14,350.00
10. Scott Hoch	70-69-69-74-282	110,700.00	Garrett Willis	72-70-73-75-290	14,350.00
11. Lee Hanzen	74-71-71-67-283	90,200.00	46. Aaron Baddeley	71-73-73-74-291	11,944.67
Kevin Sutherland	69-72-72-72-283	90,200.00	Rich Beem	71-70-76-74-291	11,944.67
Fred Funk	71-68-71-73-283	90,200.00	48. David Peoples	74-72-74-71-291	11,944.66
Steve Flesch	72-67-71-73-283	90,200.00	49. J.P. Hayes	1-76-74-71-292	10,229.50
15. Peter Lonard	75-69-71-69-284	65,600.00	Franklin Langham	74-73-73-72-292	10,229.50
Jeff Sluman	67-73-73-71-284	65,600.00	Andrew Magee	74-70-74-74 -292	10,229.50
Gary Nicklaus	72-72-70-70-284	65,600.00	Paul Stankowski	72-71-74-75-292	10,229.50
Fred Couples	72-75-72-65-284	65,600.00	53. Hal Sutton	71-71-75-76-293	9,539.34
Charles Howell	73-68-70-73-284	65,600.00	54. Bob May	75-71-76-71-293	9,539.33
20. Jay Haas	68-76-72-69-285	47,765.00	Carl Paulson	71-73-76-73-293	9,539.33
John Daly	73-68-75-69-285	47,765.00	56. Robert Damron	74-71-70-79-294	9,225.00
John Cook	72-68-72-73-285	47,765.00	Shingo Katayama	71-76-76-71-294	9,225.00
Greg Chalmers	72-68-71-74-285	47,765.00	Frank Nobilo	73-72-77-72-294	9,225.00
24. Mark Brooks	72-72-72-70-286	33,210.00	Chris Smith	66-71-81-76-294	9,225.00
Skip Kendall	73-70-72-71-286	33,210.00	60. Brian Gay	71-74-78-72-295	8,938.00
Len Mattiace	72-67-73-74-286	33,210.00	Cliff Kresge	71-75-74-75-295	8,938.00
Joe Ozaki	69-69-74-74-286	33,210.00	Rory Sabbatini	73-69-77-76-295	8,938.00
Jim Furyk	69-69-74-74-286	33,210.00	Billy Andrade	72-71-74-79-296	8,692.00
Scott Verplank	66-72-72-78-286	33,210.00	Ernie Els	69-75-75-77-296	8,692.00
30. Brad Faxon	70-71-75-71-287	24,365.72	Duffy Waldorf	68-75-80-73-296	8,692.00
Jonathan Kaye	71-71-74-71-287	24,365.72	66. Steve Lowery	72-70-78-77-297	8,528.00
Jesper Parnevik	68-75-73-71-287	24,365.72	67. Carlos Franco	69-74-77-78-298	8,446.00
33. Chris DiMarco	74-70-74-69-287	24,365.71	68. Harrison Frazar	76-71-75-78-300	8,364.00
Justin Leonard	71-73-74-69-287	24,365.71	69. Curtis Strange	71-75-77-78-301	8,282.00
Grant Waite	68-71-72-76-287	24,365.71	70. Esteban Toledo	76-70-82-74-302	8,200.00

David Berganio, Jr. (74-74-MC), K.J. Choi (75-73-MC), Scott Dunlap (77-71-MC), Brad Elder (75-73-MC), Tim Herron (74-74-MC), Mikko Ilonen (78-70-MC), Trevor Immelman (77-71-MC), Jerry Kelly (75-73-MC), Scott McCarron (74-74-MC), Jack Nicklaus (75-73-MC), Don Pooley (73-75-MC), Tom Purtzer (75-73-MC), Chris Riley (72-76-MC), Jean Van De Velde (75-73-MC), Fuzzy Zoeller (78-70-MC), Olin Browne (73-76-MC), Steve Jones (75-74-MC), Frank Lickliter II (73-76-MC), Brett Quigley (72-77-MC), Jarmo Sandelin (72-77-MC), Hidemichi Tanaka (74-75-MC), Craig Barlow (76-74-MC), Jim Carter (75-75-MC), Michael Clark II (72-78-MC), Steve Pate (73-77-MC), Joe Durant (76-75-MC), Roger Maltbie (72-79-MC), Mark O'Meara (74-77-MC), Geoff Ogilvy (76-75-MC), Glen Day (74-78-MC), Chris Perry (77-76-MC), Kaname Yokoo (73-80-MC), Greg Norman (82-73-MC), Keith Fergus (83-76-MC), Stephen Ames (W/D).

2000 Memorial Tournament



The 2000 Memorial Tournament was Jack's year. He had built Muirfield Village Golf Club decades ago and gave it the Memorial Tournament. Now, here he was, 60 years old and in the midst of a season in which he planned to play the four major championships in succession one last time. Given that, and the fact the tournament

was being played for the 25th time, the Captains Club that selects the honoree each year had long ago decided this would be Nicklaus' year.

As Nicklaus spoke his heart to the enormous crowd that gathered around the 18th on that beautiful, sunny day in late May, Tiger Woods was getting ready. The 24 year-old phenom, who had been mauling the competition on the PGA TOUR for the last two years, entered a new phase of his professional career May 30, 2000 at Muirfield Village Golf Club. Instead of just winning tournament titles, he was now defending them.

Woods joined Nicklaus, Hale Irwin, Greg Norman, and Tom Watson as two-time winners of the Memorial Tournament. He also became the first to win the tournament in consecutive years.

Woods shot a 2-under-par 70 in the rain-delayed final round and defeated Ernie Els and Justin Leonard by five strokes to make the Memorial his first successful title defense. In 1999, Woods had to scramble time and again out of the greenside rough, but this was not the case in 2000. He hit nearly 78 percent of the greens while finding 82 percent on the fairways. He built a six-stroke lead after three rounds by bogeying only one of his first 53 holes. He finished 72 with only four, two of them on the last six holes, when the issue had long since been decided.

A damp spring in Dublin had spawned the thickest rough in memory, and gusting wind put it into play. Eighteen golfers broke par, the fewest in 10 years. The field of 105 averaged 74.35 strokes, the most in 10 years.

Texas born Harrison Frazar, who grew up playing in the wind in Abilene, avoided a bogey in a six-under-par 66 that staked him to a three-stroke lead over Kenny Perry and Tom Scherrer. It was the largest first-round margin in six years.

"I guessed well. Educated guesses," said Frazar.

Frazar missed only one fairway and three greens, birdied six holes and saved par out of the only two greenside bunkers he was in. Leonard, not too far behind his old college roommate at 70, said it was the only kind of golf that would do on such a day.

Frazar was in the clubhouse, having increased his lead to five with a 69, when Tiger teed off Friday. Twenty-three putts and 63

total strokes later, Woods was 10-under par and leading Frazar by one. Els, at seven under, was the only other player on the leader board standing lower than minus five.

Woods, who birdied four consecutive holes on the front side and five of the last seven, equaled the second best score in the tournament's history. With a late starting time, he saw good scores going up in docile conditions, and, when he checked the pin sheet, he saw many accessible flags. Finally, he was advised on an ominous weather forecast that would make the chances of playing Saturday doubtful and a 54-hole tournament possible.

"It was a good day to go out there and just post a good number because we don't know how many holes this tournament is going to be, 54 or 72," Woods said.

Tournament officials were already taking precautions for Saturday before play finished Friday. Because more than an inch of rain was forecast overnight and into the next day, they grouped the cut-down field in threesomes and had everyone off and running by 10:30 a.m.

It was all for naught. Mother Nature hit the Memorial with another duck hook as barely one-tenth of an inch of rain fell all day. The round was done by 3:15 p.m., and the outcome was all but decided. Hitting 12 fairways off the tee and permitted to improve his lie in each of them (the TOUR imposed the "lift, clean and place" rule in anticipation of heavy rain). Woods followed his 63 with a 65 that gave him a six-stroke lead heading in to the final round. Woods had played his last 22 holes 15-under par. His 128 for the middle two rounds was three-strokes better than the tournament's previous low for back-to-back rounds. His 17-under-par 199 was one stroke off the 54-hole benchmark set by Scott Hoch in 1987.

Woods' closest challengers entering the third round were unable to keep pace. Frazar and Els shot 78 and 72 respectively.

Steve Lowery assumed the honor of escorting Woods during the final round. A 66 left him in second place at 11-under 205, a stroke in front of Justin Leonard, who also shot a 66.

As it happened, Lowery and Woods were still two and a half hours from their tee time on Sunday when the fourth round was suspended at 11:15 a.m. Play never resumed and the round was called for the day at 4:15 p.m.

What had been forecast for Friday night and Saturday, finally opted for Sunday. Almost two inches fell to ensure that the 25th Memorial Tournament would not finish until Monday for the third time in tournament history.

On a dry, but cool Monday, Woods broke neither 70 nor Lehman's 72-hole scoring record of 20-under par. Neither mattered to him though.

"I knew the record was 20 under, but it was not my driving force today," Woods said. "Going out on the front nine, I tried to go ahead and shoot basically three, four, five under and try to blow this thing wide open so that on the back nine the guys knew the tournament was already over. I shot three under, but Ernie kept making birdies."

So Woods finished with a 70 for 269, missing Lehman's record by one. Els, after faltering in the third round with a 72, rallied with a 65 to share second place with Leonard at 274. Leonard shot 68; Lowery 73 and a tie for fifth.

2000 Memorial Tournament Results

Dates: May 25 – 29, 2000

Purse: \$3,100,000

Par: 36-36 = 72

Yardage: 7,193

Leaders: First Round – Harrison Frazar fired a 6-under-par 66 to lead Tom Scherrer and Kenny Perry by three strokes. **Second Round** – Tiger Woods moved to 10-under-par 134 to lead Frazar by one stroke. **Third Round** – Woods moved to a 17-under-par 199 for a six stroke lead over Steve Lowery with Justin Leonard seven strokes behind.

Cut: 80 players at 4-over-par 148 from a field of 105.

Weather: Ideal weather on Thursday and Friday with mostly sunny conditions and afternoon temperatures reaching the mid to high 70s. Windy on Thursday, but relatively calm Friday and Saturday. Saturday's weather was overcast with periods of light to moderate rain in the early morning hours. Play was suspended on Sunday at 11:15 a.m. due to heavy rain and thunderstorms that remained in the area for the majority of the day. At 4:15 p.m. the fourth round was officially suspended until 8:30 a.m. Monday morning. Conditions on Monday were overcast and cold with temperatures ranging from the high-50s to the mid-60s and winds reaching 10 mph.

1. Tiger Woods	71-63-65-70-269	\$558,000.00	41. Edward Fryatt	78-70-70-70-288	11,780.00
2. Ernie Els	73-64-72-65-274	272,800.00	Glen Day	72-73-68-75-288	11,780.00
Justin Leonard	70-70-66-68-274	272,800.00	Mark Calcavecchia	71-72-73-72-288	11,780.00
4. Mike Weir	74-65-68-69-276	148,800.00	Tom Lehman	72-71-72-73-288	11,780.00
5. Paul Azinger	72-71-69-66-278	113,150.00	45. Notah Bengay III	72-74-68-75-289	8,866.00
Steve Flesch	76-68-64-70-278	113,150.00	Tim Herron	74-71-75-69-289	8,866.00
Steve Lowery	73-66-66-73-278	113,150.00	Greg Chalmers	71-75-72-71-289	8,866.00
8. Fred Couples	74-69-69-67-279	93,000.00	Frank Nobilo	74-71-73-71-289	8,866.00
Hal Sutton	71-71-67-70-279	93,000.00	Stewart Cink	76-72-69-72-289	8,866.00
10. J.P. Hayes	74-66-71-69-280	80,600.00	Peter Jacobsen	74-68-74-73-289	8,866.00
Shigeki Maruyama	73-69-68-70-280	80,600.00	51. Joe Ozaki	72-71-74-73-290	7,295.00
12. Brad Elder	71-68-69-73-281	71,300.00	Duffy Waldorf	74-68-75-73-290	7,295.00
13. Scott Hoch	74-67-71-70-282	58,125.00	Brent Geiberger	72-72-73-73-290	7,295.00
Rocco Mediate	73-71-68-70-282	58,125.00	Tom Scherrer	69-71-75-75-290	7,295.00
Olin Browne	71-68-72-71-282	58,125.00	Luke Donald	74-71-73-72-290	7,295.00
Greg Kraft	70-73-68-71-282	58,125.00	Rich Beem	71-69-75-75-290	7,295.00
17. Stuart Appleby	76-69-69-69-283	46,500.00	Mark O'Meara	73-69-73-75-290	7,295.00
Jay Haas	75-70-69-69-283	46,500.00	58. Fred Funk	73-70-71-77-291	6,882.00
Chris Perry	74-70-71-68-283	46,500.00	Nick Faldo	79-69-71-72-291	6,882.00
20. Carlos Franco	73-71-70-70-284	34,844.00	David Edwards	71-72-77-71-291	6,882.00
Harrison Frazar	66-69-78-71-284	34,844.00	Scott Dunlap	76-72-71-72-291	6,882.00
Bill Glasson	72-68-73-71-284	34,844.00	John Huston	71-72-72-76-291	6,882.00
Andrew Magee	76-71-71-66-284	34,844.00	63. Bob Tway	74-69-70-79-292	6,696.00
Scott Verplank	71-72-73-68-284	34,844.00	64. Dennis Paulson	79-69-73-72-293	6,572.00
25. Gary Nicklaus	72-68-74-71-285	22,669.00	Jack Nicklaus	75-73-72-73-293	6,572.00
Robert Damron	74-69-71-71-285	22,669.00	Tom Pernice Jr.	77-71-72-73-293	6,572.00
Jeff Sluman	73-71-70-71-285	22,669.00	67. Ted Tryba	72-74-72-76-294	6,448.00
Jonathan Kaye	72-69-72-72-285	22,669.00	68. Corey Pavin	77-71-76-71-295	6,169.00
Jerry Kelly	72-71-70-72-285	22,669.00	Steve Jones	74-73-77-71-295	6,169.00
Larry Mize	74-71-67-73-285	22,669.00	Keith Fergus	73-75-73-74-295	6,169.00
Jim Furyk	73-70-69-73-285	22,669.00	John Cook	76-72-72-75-295	6,169.00
David Duval	73-69-68-75-285	22,669.00	Joel Edwards	73-74-73-75-295	6,169.00
33. Paul Goydos	72-72-70-72-286	16,378.00	Steve Stricker	74-72-73-76-295	6,169.00
Mark Brooks	72-69-72-73-286	16,378.00	Neal Lancaster	74-71-74-76-295	6,169.00
J.L. Lewis	74-74-70-68-286	16,378.00	Skip Kendall	73-72-73-77-295	6,169.00
Gabriel Hjertstedt	70-70-72-74-286	16,378.00	76. Don Pooley	76-72-77-71-296	5,828.00
Vijay Singh	72-69-68-77-286	16,378.00	Billy Mayfair	75-72-74-75-296	5,828.00
Brad Faxon	74-73-68-71-286	16,378.00	Bob Estes	71-71-75-79-296	5,828.00
39. Kenny Perry	69-72-70-76-287	13,640.00	79. Jay Don Blake	76-72-76-73-297	5,704.00
Frank Lickliter	76-71-69-71-287	13,640.00			

Jim Carter (77-72-MC), Franklin Langham (77-72-MC), Kevin Sutherland (76-73-MC), Brian Watts (74-75-MC), Billy Andrade (76-74-MC), John Daly (78-72-MC), Chris DiMarco (75-75-MC), Brian Henninger (75-75-MC), Craig Spence (78-72-MC), Fuzzy Zoeller (75-75-MC), Robert Allenby (78-73-MC), Matt Gogel (76-75-MC), Jeff Maggert (76-75-MC), Joey Sindelar (76-75-MC), Scott Gump (79-73-MC), Jerry Smith (76-76-MC), Kevin Wentworth (78-74-MC), Graeme Storm (81-72-MC), Darren Fichardt (82-73-MC), Rory Sabbatini (83-73-MC), Aaron Baddeley (82-75-MC), Kazuhiko Hosokawa (83-76-MC), David Sutherland (84-75-MC), Hunter Haas (75-85-MC), Greg Norman (70-71-76-WD).

1999 Memorial Tournament



Tighter fairways. Six new greens. Live, 18-hole Sunday coverage compliments of CBS Sports. There was plenty of new going around Muirfield Village during the 24th Memorial Tournament. There was another first time winner of the tournament as well.

Tiger Woods, who entered Sunday play with a two-stroke lead over

Vijay Singh and at least a four-stroke lead over the rest of the field, never lost the lead in shooting a final round three-under-par 69, good for a 15-under score of 273. Woods finished two strokes ahead of Singh, who was also three-under on Sunday, and six strokes ahead of David Duval, Carlos Franco and Olin Browne for his second victory of 1999 and a winner's check of 459,000. Dennis Paulson, Ernie Els, Bill Glasson, Justin Leonard and Kaname Yokoo rounded out the Top 10 with seven-under-par totals of 281, respectively.

On a day where Woods played far from a perfect round, it was his patience coupled with timely and incredible shot-making that led to his win. A series of five par saves, all from off the green at hole Nos. 1, 2, 6, 14 and 16, and five key birdies kept Woods just ahead of Singh, who hit 12 of 14 fairways and 15 of 18 greens in regulation and was disappointed at finishing second. Singh, the 1997 Memorial winner, was bidding to join Jack Nicklaus, Hale Irwin, Greg Norman and Tom Watson as the only two-time winners of the Memorial.

"I thought I was going to win," Singh said. "I played better golf than Tiger did today and he won. He scored when he needed to. I hit better shots from tee to green, but he was better on the greens. So that's the end of that."

Woods scored when he had to as he and Singh played even through the first 10 holes. Woods had par-saving putts at Nos. 1, 2 and 6, respectively, after working wedge shots from off the green. At No. 6, Woods flew the green and faced a 100-foot chip from the long grass (while Singh was looking at a 20-foot birdie attempt), which he coaxed to within two feet of the hole. Singh then missed on his birdie attempt.

Woods wrapped birdies at No. 5 and No. 7 around his par at No. 6, scoring with, again, magical wedge shots.

Following three straight pars for each competitor, Singh finally was able to cut Woods' two-stroke lead in half with a birdie at No. 11. He then kept the heat on with a marvelous tee shot at the par-three 12th hole, dropping his ball to within five feet of the hole and eyeing a certain chance to tie Woods, whose tee shot settled 15 feet from the cup. But, Woods drained his putt to maintain his one-stroke lead.

"To step up and bury a 9-iron back there and just bury the putt, that I think sent a message that I'm not going to back off," Woods said of his work on No. 12.

If that putt didn't send a message, Woods' par at No. 14 certainly did. Both players missed the green with their second shots and

were still off the green looking at par. Woods went first, amazed everyone by chipping in from 25 feet for par and, following Singh's bogey, had a two-shot lead that would hold up the rest of the way.

Although Singh admitted afterward that he just didn't make enough putts to win, Woods' shot-making from off the green was the story of this Memorial Tournament.

"I thrive on the short game," Woods said following his win, "because it will demoralize most opponents. I could see what it was doing to Vijay. We're good friends, but he started to get real quiet on the back nine."

Nobody else was even in the picture on Sunday, although Duval closed to within three strokes after an eagle at No. 7. Browne carded a 7-under-par 65 to match three others for the low score of the tournament but the closest he got to Woods was his final score.

The players, including Jack Nicklaus, who was playing in his first PGA TOUR event since last June after having hip replacement surgery in January, were greeted by a tougher track for the 1999 Memorial.

"When 80-percent of the fellas tell me the fairways are too wide, then I think maybe I ought to listen a little bit," Nicklaus said. "So that's why I did it, why we narrowed the fairways and made a couple of others a little bit more in tune with how far the golf ball goes now."

Specifically, the players experienced tighter fairways that were narrowed three to 18 yards on Nos. 1, 5, 7, 10, 13, 14 and 17, six new greens — holes 9-14 — and additional or larger bunkers on Nos. 10, 13 and 17.

Lee Janzen led after the first round, shooting what would turn out to be a tournament low 65. He was two shots ahead of Sergio Garcia, the 19-year-old pro from Spain who was playing in just his second professional tour event in America, Frank Nobilo and Chris Perry. Janzen played bogey-free for the first 17 holes, but sent his approach on 18 into a greenside bunker and bogeyed. "I tried to hit too perfect a shot," he said.

Garcia and Nobilo also bogeyed 18. Nobilo was still happy with his 67 that featured an eagle on the par-4 14th hole, where he holed a wedge shot from 95 yards.

Woods, who shot a 68 in the first round for his best round ever at the Memorial, took the lead into the weekend after firing a 6-under-par 66 on Friday. His 10-under 134 total was good enough for a one-stroke lead over Janzen, who double-bogeyed 18 to give the lead away, and Singh. Woods carded five consecutive birdies from No. 3 to No. 7, eagled No. 11 and parred the final seven holes. Singh kept pace with birdies on four of the first five holes. He was playing with Janzen and Payne Stewart, a hot threesome that was 14-under-par for the day. Stewart's 65 included a 30 on the front nine.

"I had good momentum going with Payne," Singh said. "We kind of fed off each other with good shots. Then Lee (Janzen) kind of came on late and he was playing very steady."

Mark Calcavecchia made a charge with seven birdies on his way to a five-under-par 67 that left him four shots off the lead.

Hot and windy conditions greeted the players on Saturday but when the day was through, Woods and Singh were one-two on the leader board. Woods shot a two-under-par 70 while Singh shot a 71 that left him two strokes off the lead heading into Sunday.

"I love leading," Woods said following Saturday's round. "It's great. I love when people have to come get me. I love to feel that intensity, that fight. It's a great fight."

On Sunday, Woods put up a great fight. And won. Again.

1999 Memorial Tournament Results

Dates: June 3 – 6, 1999

Purse: \$2,550,000

Par: 36-36 = 72

Yardage: 7,176

Leaders: First Round – Lee Janzen opened with a 7-under par 65 to lead Frank Nobilo, Chris Perry and Sergio Garcia by one stroke. Four players were three back. **Second Round** – Tiger Woods finished with a 6-under-par 66 to move to 10-under-par 134 and lead Vijay Singh and Janzen by two strokes. **Third Round** – Woods posted a 2-under-par 70 to move to 12-under-par 204 and lead Singh by two strokes. Dennis Paulson was four back.

Cut: 75 players at 4-over-par 148 from a field of 105.

Weather: Sunny and warm Thursday and Friday, with winds around 15 mph. Continued sunny on Saturday, with winds of 10 mph and highs in the mid 80s. Sunny Sunday, with highs in the upper 80s and winds near 10 mph.

1. Tiger Woods	68-66-70-69- 273	\$459,000.00	Greg Chalmers	76-68-71-72- 287	11,777.37
2. Vijay Singh	68-67-71-69- 275	275,400.00	John Cook	70-71-72-74- 287	11,777.37
3. Olin Browne	72-70-72-65- 279	132,600.00	Jay Haas	72-69-72-74- 287	11,777.37
David Duval	72-68-69-70- 279	132,600.00	Tim Herron	71-73-72-71- 287	11,777.37
Carlos Franco	74-67-70-68- 279	132,600.00	43. Billy Andrade	69-72-72-75- 288	8,415.00
6. Dennis Paulson	68-71-69-72- 280	91,800.00	Glen Day	71-75-71-71- 288	8,415.00
7. Ernie Els	69-72-70-70- 281	76,818.75	Jim Furyk	71-67-76-74- 288	8,415.00
Bill Glasston	70-68-71-72- 281	76,818.75	Jesper Parnevik	72-71-71-74- 288	8,415.00
Justin Leonard	68-69-74-70- 281	76,818.75	Tom Pernice, Jr.	72-74-70-72- 288	8,415.00
Kaname Yokoo	73-70-67-71- 281	76,818.75	48. Bob Estes	72-73-71-73- 289	6,579.00
11. Sergi Garcia	67-70-74-71- 282	58,650.00	Skip Kendall	72-67-75-75- 289	6,579.00
Phil Mickelson	69-73-69-71- 282	58,650.00	Billy Mayfair	72-75-72-70- 289	6,579.00
Kenny Perry	73-66-71-72- 282	58,650.00	Scott Verplank	71-73-70-75- 289	6,579.00
14. J.P. Hayes	71-68-73-71- 283	43,350.00	52. Robert Allenby	71-70-74-75- 290	6,069.00
Frank Lickliter	73-65-73-72- 283	43,350.00	Harrison Frazar	72-76-72-70- 290	6,069.00
Andrew Magee	71-74-70-68- 283	43,350.00	54. David Edwards	72-69-77-73- 291	5,840.00
Corey Pavin	73-69-72-69- 283	43,350.00	Steve Flesch	70-78-72-71- 291	5,840.00
Brian Watts	70-74-66-73- 283	43,350.00	Brent Geiberger	72-75-70-74- 291	5,840.00
19. Paul Azinger	76-69-66-73- 284	30,906.00	Scott Simpson	75-70-76-70- 291	5,840.00
Chris DiMarco	71-72-70-71- 284	30,906.00	58. Wayne Grady	71-74-73-74- 292	5,712.00
Tom Lehman	70-73-73-68- 284	30,906.00	59. Fred Couples	71-74-76-72- 293	5,533.84
Larry Mize	71-68-76-69- 284	30,906.00	Per-Ulrik Johansson	74-69-79-71- 293	5,533.84
Naomichi Joe Ozaki	70-70-71-73- 284	30,906.00	Mark Brooks	72-71-75-75- 293	5,533.83
24. Kyoung-Ju Choi	69-72-76-68- 285	20,181.43	Trevor Dodds	73-72-75-73- 293	5,533.83
Stewart Cink	69-71-73-72- 285	20,181.43	Jarrold Moseley	73-74-73-73- 293	5,533.83
Chris Perry	67-73-71-74- 285	20,181.43	Mark O'Meara	70-71-76-76- 293	5,533.83
Payne Stewart	75-65-73-72- 285	20,181.43	65. Eric Bookser	75-73-72-74- 294	5,329.50
Steve Stricker	69-70-73-73- 285	20,181.43	Len Mattiace	70-77-73-74- 294	5,329.50
Mike Weir	73-72-74-66- 285	20,181.43	67. David Frost	74-74-73-74- 295	5,227.50
Mark Calcavecchia	71-67-71-76- 285	20,181.42	Doug Tewell	75-71-73-76- 295	5,227.50
31. Stuart Appleby	69-72-72-73- 286	15,459.25	69. Greg Norman	76-71-75-74- 296	5,151.00
Lee Janzen	65-70-78-73- 286	15,459.25	70. Jack Nicklaus	74-74-76-73- 297	5,074.50
Frank Nobilo	67-75-73-71- 286	15,459.25	Hidemichi Tanaka	74-71-72-80- 297	5,074.50
Curtis Strange	70-70-72-74- 286	15,459.25	72. Bob Friend	74-74-79-72- 299	4,972.50
35. Joe Durant	71-71-74-71- 287	11,777.38	Kevin Sutherland	73-74-78-74- 299	4,972.50
Fred Funk	72-73-72-70- 287	11,777.38	74. Ted Tryba	73-74-78-75- 300	4,896.00
Dudley Hart	73-72-72-70- 287	11,777.38	75. Fuzzy Zoeller	73-72-82-74- 301	4,845.00
Bob Tway	72-75-71-69- 287	11,777.38			

Doug Dunakey (72-77-MC), Steve Elkington (74-75-MC), Scott Gump (75-74-MC), Steve Lowery (75-74-MC), Rocco Mediate (73-76-MC), Steve Pate (74-75-MC), Chris Riley (77-72-MC), Tommy Armour III (72-78-MC), Scott McCarron (77-73-MC), Don Pooley (75-75-MC), Billy Ray Brown (78-73-MC), Paul Goydos (78-73-MC), Shigeki Maruyama (71-80-MC), Ben Crenshaw (77-75-MC), Gabriel Hjertstedt (79-73-MC), Joey Sindelar (76-76-MC), Greg Kraft (77-76-MC), Davis Love III (76-77-MC), David Toms (75-79-MC), Kirk Triplett (78-76-MC), Brandel Chamblee (78-77-MC), Keith Fergus (80-75-MC), David Howell (76-79-MC), Nolan Henke (76-80-MC), Tommy Tolles (76-80-MC), Roger Maltbie (75-82-MC), Michael Bradley (70-88-MC), Patrik Sjolander (83-77-MC), John Huston (72-WD), John Daly (82-WD).

1998 Memorial Tournament



The 1998 Memorial Tournament field had people talking about which one of the “terrific 20-some-things” would add his name to the list of marquee golfers who have won Jack Nicklaus’ event. All five, Ernie Els, Tiger Woods, David Duval, Justin Leonard and Phil Mickelson, had at least one win heading into the Memorial and were

ranked among the top 10 golfers in the world.

Tom Watson called them “the best generation of golfers in a long time,” and Tom Lehman observed that veterans like himself had better “kick it up a notch or quit.” They had come together only three times previously during the 1998 season, at the Mercedes Championships, the Players Championship and the Masters. Mickelson had won the Mercedes and Leonard the Players, and all five finished among the top 16 at the Masters.

A “name” player had joined the club of Memorial winners when the tournament ended, but it wasn’t one of the young guns. Instead, it was a wiser Fred Couples, who, despite an aching back, had been making the game look easy well before Els was tabbed the “Big Easy.”

Couples sailed his way to victory by four strokes over Andrew Magee with four consecutive rounds in the 60s. Couples held at least a share of the lead for the last three rounds, and his 72-hole total of 17-under-par 271 equaled the third lowest in the history of the tournament. It matched Hal Sutton’s score in 1986 and came up short only of Tom Lehman’s 268 in 1994 and Greg Norman’s 269 in 1995.

Chronic back problems resulted in Couples bringing along his personal physical therapist, Tom Boers, to each event. Ironically, though, it was another of Boers’ clients, Davis Love III, who was on top of the leaderboard after the first round. Love shot a six-under-par 66 to share the lead with Steve Pate, Trevor Dodds and Joey Sindelar. Love had been playing with hip and foot problems for at least three years, and his back flared during the spring. The Memorial was only his third event since the Masters. Love said he was tentative on a couple of shots he had to power into, but there were not many of those required on a warm, breezy day that made for dry and fast conditions. Love reached all four par-5 holes in two, and he wasn’t alone in enjoying that advantage.

“It’s a beautiful day to be playing golf, and a beautiful course to be playing on,” said perennial Memorial contender Payne Stewart, who, like Love, did not have a bogey in his round. “You have three par 5s that are accessible, and with it playing fast, you hit shorter irons into the greens than we have in the past.”

As others seemed to be sailing through Muirfield with “ease,” Couples trudged on with four bogeys, three of them came on the first five holes, but finished day one only two strokes off the lead. Despite a stretch run of four birdies, and eagles at 11 and 15, he did not sound optimistic about the next day.

“I’m closer to hurting myself than I am closer to feeling better,” he said.

Couples, following a few sessions with Boers, began the second round with birdies at three of the first five holes. He finished with seven in all, and shot a 67 that gave him a share of the lead with Len Mattiace at nine-under-par 135. Mattiace also shot 67.

They were one stroke ahead of Mark Calcavecchia and TOUR

rookie Harrison Frazar. None of the first round co-leaders broke par and all fell back.

Couples said his early-morning tee time for the second round was more to his liking. He hit nothing more stout than a 6-iron into any of his birdie holes, and capped his round by birdieing the uphill, dogleg 18th after hitting a 2-iron off the tee and a 7-iron in. He holed the putt from 15 feet.

The threat of severe weather suspended play at 5 p.m. with 30 players still on the course. After half an hour of thunder, lightning and rain, the course was playable again at 7:27 p.m., but that wasn’t enough for the final threesome, who were on the 17th hole when darkness ended play for the day.

Consequently, the cut did not come until the trio finished their round Saturday morning, eliminating, among others, Scott Hoch, who had played during the weekend in all 17 of his previous Memorials, a tournament record.

Couples meanwhile, woke up Saturday at noon with a pounding migraine.

“On the range, I felt terrible. When I got to the first tee, I felt worse,” Couples recalled. Not enough to make a difference.

“You always watch the sick guys,” Love said.

Thanks to a backside score of 31, Love shot his second 66 of the tournament in the third round to stand alone in second place. But it still left him three strokes behind Couples, who wandered his way to another 67 and completed 54 holes at 14-under-par 202. After a bogey at number 2, Couples birdied four holes and eagled the 15th for the second time in three days.

Nearly an inch of rain that fell during two thunderstorms late Friday softened Muirfield’s slick surfaces to the point that 31 players broke 70 in the third round. The field’s scoring average of 70.056 was only the fifth time in the tournament’s 23 years that 71 was bettered.

Tied for third, a stroke behind Love and four behind Couples, were Els, Magee and Ted Tryba. David Duval shot a 67 despite a double-bogey at number 18 to move five shots off the lead. Len Mattiace shot a 73 to fall to a tie for seventh.

Love, who was Couples’ partner when they represented the United States in four World Cup events, said he expected it would be difficult to catch his friend in the final round.

“He’s just been waiting for a week when everything comes together.”

“I had a lot going on last year. I didn’t practice a whole lot, but I’m to the point now where, physically, I feel great,” Couples said.

And there was no reason for any discomfort during the final round, except for the question of whether another storm would beat Couples to the clubhouse. It did not, although the threat of lightning forced late-afternoon suspensions that delayed the scheduled finish by about 90 minutes.

Magee birdied two of his first three holes, and, when Couples bogeyed the second, the gap between them was only a stroke. But that was as tight as it got for Couples. He rebuilt the advantage to four strokes with birdies on the two par-5 holes on the front side, led by five at the turn, and despite the two suspensions of play, was never less than three shots ahead throughout the back nine, where he also birdied both of the par 5s.

He finished with a 69, bettering 70 for the fourth day in a row, for a 271 that was four strokes lower than Magee’s total. Duval was third at 276 after a 69, and Jim Furyk fourth after a 68. Love shot 73 to tie for fifth.

Couples said that it only hurt him not to come back and that winning “on Jack’s course, Jack’s tournament, it means a lot. Next to Augusta, this is it for me.” He promised that he would have no problem returning to Muirfield Village Golf Club. Now, he said, you won’t be able to keep him away.

“I will be back here every year,” he said. “I am thrilled to win here.”

1998 Memorial Tournament Results

Dates: May 28 – 31, 1998

Purse: \$2,200,000

Par: 36-36 = 72

Yardage: 7,163

Leaders: First Round – Steve Pate, Trevor Dodds, Joey Sindelar and Davis Love III shared the lead at 6-under-par 66, one stroke ahead of Kirk Triplett, Andrew Magee, Craig Stadler, Payne Stewart, Ted Tryba, Ernie Els and Greg Kraft. **Second Round** – Len Mattiace and Fred Couples, at 9-under-par 135, led Harrison Frazar and Mark Calcavecchia by two strokes. **Third Round** – Couples, after shooting 67, was at 14-under-par 204, three strokes ahead of Love.


Cut: 71 players at 1-over-par 145 from a field of 104.

Weather: Sunny and warm Thursday. Hot and humid Friday until a thunderstorm moved in. Play was suspended at 5 p.m. and resumed at 7:27 p.m. Play was suspended due to darkness at 9 p.m. with three players left on the course. After an eight-minute fog delay, the second round resumed at 7:38 a.m. Saturday. Hot and humid Saturday. Hot, humid and windy early Sunday with occasional rain. Play was suspended due to lightning in the area at 4:16 p.m. and resumed at 5:02 p.m. A second lightning delay occurred at 6:28 p.m., with play resuming at 7:07 p.m.

1. Fred Couples	68-67-67-69- 271	\$396,000	John Huston	69-75-65-75- 284	12,477
2. Andrew Magee	67-71-68-69- 275	237,600	38. Fred Funk	75-69-70-71- 285	9,240
3. David Duval	74-66-67-69- 276	149,600	Stewart Cink	75-69-70-71- 285	9,240
4. Jim Furyk	74-68-67-68- 277	105,600	Scott Verplank	72-70-71-72- 285	9,240
5. Brandel Chamblee	71-72-66-69- 278	83,600	Harrison Frazar	68-69-75-73- 285	9,240
Davis Love III	66-73-66-73- 278	83,600	Edward Fryatt	73-70-69-73- 285	9,240
7. Tim Herron	72-72-67-68- 279	66,275	Trevor Dodds	66-72-72-75- 285	9,240
Mark Calcavecchia	68-69-72-70- 279	66,275	44. Greg Kraft	67-74-76-69- 286	7,240
Ted Tryba	67-71-68-73- 279	66,275	Kenny Perry	71-69-76-70- 286	7,240
Ernie Els	67-72-67-73- 279	66,275	Bob Estes	72-68-74-72- 286	7,240
11. Craig Stadler	67-73-70-70- 280	46,640	Joey Sindelar	66-72-73-75- 286	7,240
Jesper Parnevik	73-71-66-70- 280	46,640	48. Brent Geiberger	69-70-76-72- 287	5,764
Robert Damron	70-70-69-71- 280	46,640	Mark Brooks	68-75-72-72- 287	5,764
Glen Day	73-71-65-71- 280	46,640	Brad Elder	70-72-70-75- 287	5,764
Tom Lehman	68-70-70-72- 280	46,640	51. Don Pooley	71-73-73-71- 288	5,148
16. Frank Nobilo	71-72-69-69- 281	30,863	Tiger Woods	70-74-71-73- 288	5,148
Bob Tway	70-73-68-70- 281	30,863	David Toms	72-73-70-73- 288	5,148
Justin Leonard	69-70-71-71- 281	30,863	Doug Tewell	73-67-74-74- 288	5,148
Neal Lancaster	73-69-68-71- 281	30,863	Brad Faxon	74-71-69-74- 288	5,148
Kirk Triplett	67-71-70-73- 281	30,863	Phil Blackmar	73-69-71-75- 288	5,148
Chris Perry	71-69-68-73- 281	30,863	Jeff Gallagher	71-74-68-75- 288	5,148
Bobby Wadkins	71-72-65-73- 281	30,863	58. Joe Ozaki	71-70-72-72- 289	4,884
23. Steve Lowery	73-71-71-67- 282	19,580	Esteban Toledo	73-70-73-73- 289	4,884
Dan Forsman	69-75-68-70- 282	19,580	Jim Carter	74-71-69-75- 289	4,884
Jay Haas	69-76-67-70- 282	19,580	61. Mike Hulbert	75-69-74-73- 290	4,752
Mark Weibe	72-70-68-72- 282	19,580	Gabriel Hjertstedt	69-75-70-76- 290	4,752
Brett Quigley	69-69-70-74- 282	19,580	Frank Lickliter	72-70-69-79- 290	4,752
28. Brad Fabel	71-71-70-71- 283	15,620	64. Jeff Maggert	75-69-74-73- 291	4,620
Steve Jones	68-71-72-72- 283	15,620	David Edwards	74-69-72-76- 291	4,620
Larry Mize	72-70-66-75- 283	15,620	Kevin Sutherland	70-73-70-78- 291	4,620
31. Billy Mayfair	72-73-68-71- 284	12,477	67. Steve Pate	66-74-73-79- 292	4,532
Lee Janzen	68-74-70-72- 284	12,477	68. Vijay Singh	73-70-76-74- 293	4,466
Steve Stricker	71-72-68-73- 284	12,477	David Ogrin	74-70-70-79- 293	4,466
Nick Faldo	71-70-69-74- 284	12,477	70. Jeff Sluman	73-70-75-77- 295	4,400
John Cook	74-68-68-74- 284	12,477	71. Payne Stewart	67-72-74-83- 296	4,356
Len Mattiace	68-67-73-76- 284	12,477			

Glen Hnatiuk (73-72-MC), Peter Jacobsen (72-74-MC), Tom Byrum (70-76-MC), Paul Goydos (74-72-MC), Skip Kendall (76-70-MC), Barry Cheesman (72-75-MC), Bob Friend (74-73-MC), Lee Rinker (74-73-MC), Doug Martin (70-78-MC), Steve Fless (75-73-MC), Tommy Tolles (74-74-MC), Phil Mickelson (70-78-MC), Fuzzy Zoeller (73-75-MC), Bill Andrade (77-71-MC), Keith Fergus (74-75-MC), Lanny Wadkins (74-75-MC), Mike Brisky (72-77-MC), Jay Delsing (77-72-MC), Scott McCarron (75-74-MC), Scott Hoch (75-74-MC), Wayne Grady (76-74-MC), David Frost (72-78-MC), Clark Dennis (73-77-MC), Dudley Hart (78-72-MC), Tom Armour III (73-77-MC), R.W. Eaks (76-74-MC), Roger Maltbie (76-75-MC), Jack Nicklaus (74-77-MC), Robert Karlsson (77-74-MC), Stewart Appleby (75-76-MC), Curtis Strange (77-75-MC), Jerry Kelly (80-75-MC), Hajime Meshiai (81-74-MC).

1997 Memorial Tournament



In the end, the 1997 Memorial Tournament may be remembered for its many great golf shots or its genuine mad dash to the finish or its terrific champion – Vijay Singh of Fiji – whose name means “victory” in his native Hindu language. But for all involved, the most lasting memory may have been the extra measure of pa-

tience, perseverance and persistence it took to make it to the end.

Early in the week, all eyes were focused on two competitors, neither of whom were eventual champion Singh, tournament host and founder Jack Nicklaus or defending champion Tom Watson. Instead, it was the twosome of Tiger Woods and John Daly who had the media center buzzing and helped produce record crowds during the early week practice rounds. Woods rode into the Memorial on a wave of dominance that included, in his previous three outings: his historic, record-breaking victory at the Masters; following a four week hiatus, another win at the Byron Nelson; and, the week preceding the Memorial, a near miss on the final day at the Colonial. And the only thing to surpass the excellence of his recent play on the golf course was the feverish level of his popularity off of it.

Interest in Daly was driven not so much by his recent play, but conversely, his lack thereof. He arrived at Muirfield Village Golf Club fresh out of alcohol rehabilitation, which had kept him away from the PGA TOUR since March. Equipped with a new outlook on life, a new equipment deal and the same go-for-broke swing which had so endeared him to the golfing public, Daly was eager to begin anew and intent on proving his skeptics wrong one final time.

Once play began though, the attention quickly turned to golf and, more specifically, the players who were best able to endure the chilly, rainy conditions of Thursday's first round. Four players, Billy Andrade, Glen Day, Tim Herron and Jesper Parnevik, all credited a familiarity with wet, cool weather in shooting six-under-par 66's to share the lead after round one. For Day and Parnevik, the weather was a flashback to their days on the European Tour, where, as Day described with a wink and a smile, “this would be a great day in Scotland – people would be sunbathing.” As for Herron, a Minnesotan, and Andrade, a New England native, both mentioned how their northern roots had prepared them for all sorts of weather.

Although the second round was played under similar conditions, these four were passed by a competitor quite familiar with success at the Memorial. Scott Hoch, who set the Memorial's 36-hole scoring record in leading after two rounds in 1987 and has survived the cut in all 17 of his appearances at Muirfield Village, assumed the lead at 12-under-par with a second day score of 65. A birdie on the par-four eighteenth left him two shots better than Tommy Tolles, who had finished the day with a sterling bogey-free

round of 64. Also lurking close behind was Singh, whose two-day total (70-65=135) left him only three strokes off the pace. Then it was Mother Nature's turn to intervene.

In anticipation of large amounts of forecasted rain, Saturday's tee times were moved up and players were grouped in threesomes – rather than the typical twosomes – and sent off both the first and tenth tees. The goal was to complete the third round before rain arrived in Central Ohio. Less than two hours after the first tee time, play was suspended for 80 minutes. After a diligent effort by the Memorial greens staff to ready washed out bunkers and saturated greens, play began again at 11:40 a.m. Twenty-five minutes later, after more steady rain began to fall, play was canceled for the day.

The leaders were able to complete just three holes. Although Hoch bogeyed two of the three, he maintained a one shot advantage over his playing partners, Tolles and Singh.

Ideally PGA TOUR Officials planned to resume play at 7:30 a.m. on Sunday, completing the third round in the morning and playing the final round that afternoon. Ben Nelson, the TOUR's on-site tournament director was not optimistic; as he put it, “the forecast is not a very pleasant one.” Unfortunately, his feeling was not unsubstantiated.

Still more heavy rain Sunday morning delayed play once again, but, after another Herculean effort, the greens staff was able to prepare the course for a 2:30 p.m. re-start. This time the leaders were able to complete seven holes before play was again suspended due to more precipitation. At the time, Hoch and Singh were tied at 12-under par, one shot ahead of the hard charging Greg Norman, who stood on the 15th tee in search of a fifth birdie in a row when the horn sounded to halt play for the day. With the suspension came the decision that the tournament would be a maximum 54-hole event and, if play could not be completed on Monday, the title would revert to Scott Hoch, who held the lead after 36 holes. Ironically, it was Norman, now in position to become the Memorial's first three-time champion, who won the only other rain shortened Memorial in 1990. Singh, however, had driven perfectly on the par-five 11th just before play was suspended and had the entire evening on Sunday to ponder his strategy heading into Monday's sprint to the title.

For Singh, a night of preparation paid off. He was able to stop the 231-yard shot within 18 inches of the pin using a three wood. Singh simply described the shot by saying, “it came out like a dream.” For Hoch, the first swing of the day was less like a dream and more like a nightmare when he wrenched his back. Singh watched Hoch save par before calmly tapping in his putt for eagle and a two shot advantage over both Hoch and Norman, who picked up where he left off on Sunday by birdieing the 15th. That is where Norman's heroics ended. He missed birdie putts on each of the last three holes and settled for a valiant third round 64 and a tie for second place.

For Hoch and Singh, the race was still on. Despite a painful back, Hoch was able to post back-to-back birdies on holes 14 and 15 and stood on the 16th tee just one shot behind Singh, who had also birdied 15. Hoch made a devastating double bogey on the par three 16th, unable to clear the lip of the rear bunker on his first attempt. Despite a bogey on the 17th, Singh was able to par the 18th hole to secure the victory. Singh, who has won in over 12 countries, called the Memorial the most significant of his victories. “It's a big tournament. It's Jack's tournament,” said Singh upon being presented the traditional Memorial Tournament crystal.

1997 Memorial Tournament Results

Dates: May 29 – June 1, 1997

Purse: \$1,900,000

Par: 36-36 = 72

Yardage: 7,163

Leaders: First Round – Tim Herron, Jesper Parnevik, Glen Day and Billy Andrade each shot 6-under-par 66 to lead Scott Hoch by one stroke. **Second Round** – Hoch, at 12-under-par 132, led Tommy Tolles by two strokes.

Cut: 77 players at 3-over-par 147 from a field of 105.

Weather: Cool and rainy Thursday and Friday. Play first was suspended on Saturday at 9:20 a.m. and resumed at 10:40 a.m. Play was suspended again at 12:05 p.m. and was called for the day at 3:15 p.m. The third round resumed at 2:33 p.m. and was suspended again due to unplayable conditions at 4:23 p.m. with 63 players left on the course. Play was called for the day at 5:45 p.m. and the tournament was shortened to 54 holes. The third round resumed at 9:33 a.m. Monday.

1.	Vijay Singh	70-65-67- 202	\$342,000.00	Curtis Strange	73-69-73- 215	7,600.00
2.	Greg Norman	71-69-64- 204	167,200.00	Andrew Magee	69-75-71- 215	7,600.00
	Jim Furyk	71-66-67- 204	167,200.00	Lee Rinker	73-68-74- 215	7,600.00
4.	Lee Janzen	70-67-68- 205	78,533.33	Steve Stricker	73-72-70- 215	7,600.00
	Scott Hoch	67-65-73- 205	78,533.33	Dudley Hart	73-72-70- 215	7,600.00
	Tommy Tolles	70-64-71- 205	78,533.34	Hal Sutton	73-72-70- 215	7,600.00
7.	Frank Nobilo	71-67-68- 206	63,650.00	46. John Cook	75-68-73- 216	5,006.50
8.	Jack Nicklaus	69-70-69- 208	57,000.00	Justin Leonard	72-71-73- 216	5,006.50
	Tim Herron	66-72-70- 208	57,000.00	Mike Standly	69-74-73- 216	5,006.50
10.	Davis Love III	70-71-68- 209	45,600.00	Doug Martin	71-72-73- 216	5,006.50
	Bob Tway	74-66-69- 209	45,600.00	Tom Watson	72-69-75- 216	5,006.50
	Glen Day	66-74-69- 209	45,600.00	Ronnie Black	73-72-71- 216	5,006.50
	Billy Andrade	66-72-71- 209	45,600.00	Paul Azinger	73-72-71- 216	5,006.50
14.	Mark Calcavecchia	73-70-67- 210	34,200.00	Clarence Rose	69-70-77- 216	5,006.50
	Donnie Hammond	72-71-67- 210	34,200.00	54. Dan Forsman	75-68-74- 217	4,370.00
	Guy Boros	68-68-74- 210	34,200.00	Fred Funk	70-73-74- 217	4,370.00
17.	Billy Mayfair	69-74-68- 211	27,550.00	Kelly Gibson	69-78-70- 217	4,370.00
	David Frost	72-70-69- 211	27,550.00	57. Chris Perry	70-73-75- 218	4,256.00
	David Duval	73-69-69- 211	27,550.00	Brad Faxon	74-69-75- 218	4,256.00
	Peter Jacobsen	71-71-69- 211	27,550.00	Bruce Lietzke	75-71-72- 218	4,256.00
21.	Jay Haas	74-68-70- 212	19,760.00	60. Craig Parry	73-70-76- 219	4,104.00
	Phil Balckmar	68-74-70- 212	19,760.00	Duffy Waldorf	73-71-75- 219	4,104.00
	Robert Damron	71-70-71- 212	19,760.00	Bill Glasson	74-71-74- 219	4,104.00
	Don Pooley	69-71-72- 212	19,760.00	Keith Fergus	74-71-74- 219	4,104.00
	Jesper Parnevik	66-73-73- 212	19,760.00	Steve Jones	74-72-73- 219	4,104.00
26.	Tom Lehman	73-70-70- 213	13,775.00	65. Brian Henninger	72-71-77- 220	3,971.00
	Mike Hulbert	73-71-69- 213	13,775.00	Fuzzy Zoeller	78-69-73- 220	3,971.00
	Paul Goydos	72-69-72- 213	13,775.00	67. Kenny Perry	75-70-76- 221	3,800.00
	Paul Stankowski	73-71-69- 213	13,775.00	Omar Uresti	75-70-76- 221	3,800.00
	Greg Kraft	71-70-72- 213	13,775.00	Jeff Maggert	71-76-74- 221	3,800.00
	Steve Lowery	74-73-66- 213	13,775.00	Tiger Woods	72-75-74- 221	3,800.00
32.	Jay Don Blake	72-71-71- 214	10,513.34	Hideki Kase	72-75-74- 221	3,800.00
	Kirk Triplett	70-72-72- 214	10,513.33	David Edwards	73-74-74- 221	3,800.00
	Mike Brisky	71-70-73- 214	10,513.33	Peter Lonard	73-74-74- 221	3,800.00
	Scott Gump	71-69-74- 214	10,513.33	74. John Daly	76-71-80- 227	3,648.00
	Mark O'Meara	70-70-74- 214	10,513.34	Shigeki Maruyama	74-67-WD 141	
	Rocco Mediate	74-72-68- 214	10,513.33	Craig Stadler	76-68-WD 144	
38.	Michael Bradley	72-70-73- 215	7,600.00	Rick Fehr	75-69-WD 144	
	Ernie Els	68-74-73- 215	7,600.00			

Fulton Allem (79-71-MC), Stuart Appleby (74-76-MC), Woody Austin (75-75-MC), Warren Bladon (81-76-MC), Mark Brooks (76-72-MC), Michael Christie (72-76-MC), Stewart Cink (79-73-MC), Lennie Clements (75-00-WD), Rick Fehr (75-69-WD), Jim Gallagher Jr. (73-76-MC), Robert Gamez (76-75-MC), Brent Geiberger (72-76-MC), Kazuhiko Hosokawa (74-75-MC), John Huston (77-74-MC), Jerry Kelly (76-73-MC), Roger Maltbie (77-73-MC), Shigeki Maruyama (74-67-WD), Len Mattiace (74-75-MC), Scott McCarron (81-72-MC), Larry Mize (78-71-MC), John Morse (74-74-MC), David Ogrin (76-72-MC), Tom Purtzer (78-72-MC), Mike Reid (72-76-MC), Payne Stewart (76-72-MC), Kevin Sutherland (75-73-MC), Peter Teravainen (76-74-MC), Ted Tryba (80-71-MC), Willie Wood (72-78-MC).

1996 Memorial Tournament



It was quite a sound that enveloped the 72nd hole of the 1996 Memorial Tournament. As much as it was unanimous approval from a huge crowd cheering on an expectant champion, it was applause with feeling. Yelps of pure joy. And at the same time it was a gesture of gratitude, as

if the entire gallery was one in saying, "Thank you Tom Watson, for these goose bumps. And thank you for this lump in my throat and this pit in my stomach."

In return, Watson nearly dented the back of the cup with his twelve foot birdie putt on the 18th hole Sunday to exclaimate his first PGA TOUR victory in nearly nine years. It had been a long time coming.

It is because of both his past and present that Watson is such a popular champion. From 1977 through 1980, Watson won twenty-two times on TOUR (including the 1979 Memorial) and was as dominant a force as there has ever been in professional golf. All told, he has won eight Major championships: five British Opens (1975-77-80-82-83); two Masters (1977-81); and the memorable 1982 U.S. Open over Jack Nicklaus at Pebble Beach.

But Watson's game has gradually turned itself upside-down in the past decade. He used to win tournaments with a bold, yet silky smooth putting stroke and deft short game. Over the years, the putting stroke has painfully eroded, but through his persistence, a trait which has so endeared him to the golfing public, he has evolved into one of the most consistent ball strikers from tee to green in the game. Tantalizingly close to being perhaps better than ever, Watson has never stopped fighting his putting woes. He has also never stopped being a gentleman.

So considering the stature of Watson's past and the grace and dignity with which he has carried himself in chasing a return to those glory years, it is no wonder we root for him still, and so thoroughly enjoyed rejoicing with him again in victory.

"God it feels good. It feels so good to win again," said the 46-year-old after shooting a closing round 70 for a 14-under-par total of 274, two better than David Duval. "To be here, the last person off the golf course, the last putt in, winning a golf tournament today - I missed it."

Perhaps Jack Nicklaus, who greeted Watson with an emotional embrace as he walked off the 18th green Sunday, offered the best summation of this Memorial. "I believe it was the most thrilling win of any I've seen or accomplished myself in 10 years, from when I won the Masters in '86 until now," weighed in the tournament host. "It means an awful lot for the game of golf."

Watson's 33rd career TOUR victory began innocently enough with a first round two-under-par 70, leaving him three strokes behind leader Steve Lowery (67). Only seven players in the field of 110 broke 70, as soft fairways and a pesky wind lengthened the course and a dense, heavy rough punished wayward shots.

By the time Watson completed his second round in four-under par 68, his 70-68 (138) total left him in a tie for second just one shot behind early clubhouse leader Ernie Els (70-67=137). But conditions were gradually changing as Friday morning turned into Friday afternoon. The northerly winds that had stretched out the golf course on Thursday were now laying down a bit and, perhaps more importantly, swinging around to come from the south, a more scoring-friendly direction. Watson had a premonition about the changing environment. "I think you will see some pretty good scores now today," he said after his round. Enter John Huston.

In perhaps the best round of the year on the PGA TOUR, Huston blew past the field in scorching Muirfield Village Golf Club to the tune of a

course record 11-under par 61. Teamed with his first round 74, Huston's 135 total left him two strokes ahead of Els, three ahead of Watson. "I was in a zone," said Huston, who captivated Friday afternoon's large crowd in his pursuit of the elusive 59. "It's kind of like playing with the banks money in Vegas. You just don't feel like you can lose."

Although Huston followed with a solid third round one-under-par 71, Saturday belonged to Watson. Powered by a six-under par 66, his best score in 19 years at the Memorial, Watson charged out of a tightly packed leaderboard to grab a one stroke lead over Els heading into Sunday's final round.

This was the day that Watson truly turned back the clock. He reached both the par-five 5th and the par-five 11th in two and two-putted for birdie. He poured in a 20-foot putt for birdie at the eighth. He added a 12-footer for birdie at the 14th and followed that with another two putt birdie on the par-five 15th that tied him for the lead. He was, however, not quite finished.

On 17, Watson was literally in deep trouble, his approach shot finding the difficult bunker guarding the front of the green. "I'd say it was probably 30 feet in horizontal distance and about 9 feet in vertical distance," he later would recall about the sand wedge he proceeded to hole for birdie. The huge gallery that had been following Watson all day erupted. Although it was only Saturday, you looked at Watson standing in that bunker, both arms extended skyward, fists clenched, that familiar smile once again glowing across his face, and you knew. You just knew . . . well, at least you hoped. Watson had the lead alone going into Sunday's final round.

After the first hole on Sunday, you may have started to wonder. Three putts for Watson. Bogey. Co-leader now with Els. Watson seemed to regain his composure with a steady par on the second hole, and he drilled what may have been, mentally, his most important putt of the week on the third hole, a "confidence-boosting" 4-footer for par.

Watson went on to birdie No. 5 for the fourth time of the week and, after draining a 12-footer for birdie at No. 10, he set his mind squarely on winning. "When I made the birdie at ten I said, 'all right, these fellows are going to have to come and get me now,'" he said later. At that point, with Els hip-deep in the process of bogeying himself out of contention with a three-over-par 75, Watson's lead was three over his nearest competitor, John Huston.

Propelled by another birdie at the 13th, this one capped by a winding 25-foot putt, and the 14th hole that he passed through without incidence, Watson was now armed with a four shot lead with four holes to play. Meanwhile, playing two groups ahead, Duval was beginning to severely rock Watson's victory cruise.

Seven strokes back after the 13th hole on Sunday, Duval played the last five holes in five under par. The 490-yard par-five 15th was the swing hole. It was there that Duval had laced his second shot, a three wood, 40 feet left of the pin and dropped the putt for eagle. Watson soon turned it into a three-shot swing by playing one of his few loose holes of the week. He missed his first fairway of the day there enroute to a bogey 6. Watson by two over Duval.

Fast forward to Watson on the 17th green. As he was cleaning up a nifty little up-and-down from the back fringe for par, Duval was in the process of signing a tidy 67 on his scorecard, capped by an 8-foot birdie putt at No. 18. Watson now by one.

Knowing par on the last hole wins the tournament must have given Watson a charge. He laced a near perfect drive down the right side of the fairway, leaving himself a 6-iron and the proper angle into the green. Watson sailed his approach right on top of the flag and watched as it came to rest 12 feet above the cup. Twelve feet from victory, Watson marched up the fairway toward the green and a feeling of familiarity, almost a feeling of justice, prevailed. Had it really been nine years?

Although he tried to leave his birdie putt on the 18th green short, it was moving dangerously quick as it slid down the slope and disappeared into the hole. "It felt like winning all over again for the very first time," he said. He acted like it too, taking a few giant steps and flinging his hat into the air in celebration.

"Nine years has been a long time," he said. "Half of the time I really wasn't playing very well, but the other half I was playing pretty well and I just . . ." Watson's voice trailed off, he shrugged his shoulders, opened up his palms and smiled. It really did not matter anymore.

1996 Memorial Tournament Results

Dates: May 30 – June 2, 1996

Purse: \$1,800,000

Par: 36-36 = 72

Yardage: 7,118

Leaders: First Round – Steve Lowery shot five-under-par 67 to lead Larry Mize, Wayne Westner and Payne Stewart by one stroke. **Second Round** – John Huston, after a course-record 61, was at nine-under-par 135, two strokes ahead of Ernie Els. **Third Round** – Tom Watson, at 12-under-par 204, led Els by two strokes.


Cut: A total of 78 golfers at three-over-par 147 or better.

Weather: After heavy rain early in the week, sunny and cool Thursday. Warmer Friday and Saturday. Rain, sometimes heavy, Sunday.

1. Tom Watson	70-68-66-70- 274	\$324,000.00	Larry Nelson	72-70-75-71- 288	7,560.00
2. David Duval	72-70-67-67- 276	194,400.00	Emlyn Aubrey	71-75-72-70- 288	7,560.00
3. David Frost	73-68-70-67- 278	104,400.00	David Ogrin	74-71-73-70- 288	7,560.00
Mark O'Meara	71-72-68-67- 278	104,400.00	43. Duffy Waldorf	71-74-70-74- 289	5,772.00
5. John Huston	74-61-71-73- 279	72,000.00	Vijay Singh	72-73-70-74- 289	5,772.00
6. Brad Faxon	74-72-68-66- 280	56,340.00	David Edwards	73-68-73-75- 289	5,772.00
Mike Hulbert	74-68-69-69- 280	56,340.00	Stewart Cink	73-72-71-73- 289	5,772.00
Davis Love III	76-68-65-71- 280	56,340.00	Mark McCumber	74-68-72-75- 289	5,772.00
Ernie Els	70-67-68-75- 280	56,340.00	Bob Tway	72-74-71-72- 289	5,772.00
Paul Stankowski	73-66-67-74- 280	56,340.00	49. Paul Azinger	72-71-72-75- 290	4,361.14
11. Steve Lowery	67-71-71-72- 281	43,200.00	Jim Furyk	69-74-72-75- 290	4,361.14
Fuzzy Zoeller	71-69-70-71- 281	43,200.00	Andrew Coltart	75-69-72-74- 290	4,361.14
13. Steve Stricker	72-70-70-70- 282	37,800.00	Peter O'Malley	73-74-70-73- 290	4,361.15
14. Larry Mize	68-70-75-70- 283	31,500.00	Steve Elkington	73-72-72-73- 290	4,361.14
Michael Bradley	72-70-70-71- 283	31,500.00	Scott Hoch	71-73-73-73- 290	4,361.14
Mark Calcavecchia	72-75-71-65- 283	31,500.00	John Wilson	74-71-74-71- 290	4,361.14
Fred Funk	70-73-68-72- 283	31,500.00	56. Wayne Grady	75-71-69-76- 291	3,960.00
18. Kenny Perry	70-70-71-73- 284	25,200.00	Rick Todd	71-73-72-75- 291	3,960.00
Woody Austin	69-69-73-73- 284	25,200.00	Allen Doyle	69-74-71-77- 291	3,960.00
Jesper Parnevik	74-70-67-73- 284	25,200.00	Scott McCarron	73-73-67-78- 291	3,960.00
21. Jeff Maggert	74-71-71-69- 285	18,720.00	Tim Herron	73-69-72-74- 291	3,960.00
Justin Leonard	74-72-68-71- 285	18,720.00	Jim McGovern	76-70-72-73- 291	3,960.00
Rocco Mediate	73-71-70-71- 285	18,720.00	Robin Freeman	73-73-72-73- 291	3,960.00
Payne Stewart	68-70-75-72- 285	18,720.00	John Cook	74-69-76-72- 291	3,960.00
Joe Ozaki	70-71-71-73- 285	18,720.00	Jerry Kelly	76-71-73-71- 291	3,960.00
26. Hal Sutton	74-72-67-73- 286	13,590.00	65. Bob Lohr	73-68-73-78- 292	3,762.00
Craig Stadler	72-71-74-69- 286	13,590.00	Brad Bryant	73-73-72-74- 292	3,762.00
Mark Brooks	74-69-69-74- 286	13,590.00	67. Loren Roberts	72-70-73-78- 293	3,690.00
Tommy Tolles	73-73-72-68- 286	13,590.00	Jay Don Blake	72-73-73-75- 293	3,690.00
30. Brett Ogle	73-70-71-73- 287	10,240.00	69. John Morse	75-69-74-76- 294	3,618.00
Mike Heinen	74-73-70-70- 287	10,240.00	Ted Tryba	72-72-74-76- 294	3,618.00
Tom Purtzer	73-74-67-73- 287	10,240.00	71. Nolan Henke	76-71-72-76- 295	3,546.00
Tom Lehman	71-72-74-70- 287	10,240.00	Phil Mickelson	73-74-76-72- 295	3,546.00
Ben Crenshaw	74-69-70-74- 287	10,240.00	73. John Daly	70-74-73-79- 296	3,474.00
Curtis Strange	72-71-74-70- 287	10,240.00	Sandy Lyle	72-74-77-73- 296	3,474.00
Keith Fergus	73-68-76-70- 287	10,240.00	75. Scott Simpson	74-69-74-80- 297	3,420.00
Jay Haas	70-70-71-76- 287	10,240.00	76. Lanny Wadkins	72-71-76-79- 298	3,384.00
Wayne Westner	68-70-71-78- 287	10,240.00	77. Gene Sauers	73-72-76-78- 299	3,330.00
39. Joel Edwards	74-73-68-73- 288	7,560.00	Hisayuki Sasaki	72-75-77-75- 299	3,330.00

Billy Andrade (74-77-MC), Ian Baker-Finch (78-79-MC), Andy Bean (77-71-MC), Guy Boros (79-74-MC), Brandel Chamblee (76-76-MC), Lennie Clements (78-74-MC), Todd Demsey (75-74-MC), Jim Gallagher, Jr. (78-70-MC), Robert Gamez (81-76-MC), Paul Goydos (71-77-MC), John Harris (74-77-MC), Peter Jacobsen (72-76-MC), Lee Janzen (76-76-MC), Per-Ulrik Johansson (78-76-MC), Steve Jones (71-77-MC), Bruce Lietzke (72-77-MC), Roger Maltbie (76-75-MC), Doug Martin (78-73-MC), Billy Mayfair (75-76-MC), Gil Morgan (74-75-MC), Jack Nicklaus (77-75-MC), Greg Norman (73-76-MC), Corey Pavin (75-73-MC), Don Pooley (77-76-MC), Tom Scherrer (80-79-MC), Jeff Sluman (73-75-MC), Kirk Triplett (75-77-MC), Omar Uresti (76-73-MC), Scott Verplank (73-76-MC), D.A. Weirbring (75-73-MC), Mark Wiebe (78-73-MC), Patrick Burke (75-WD).

1995 Memorial Tournament



Maybe the secret to Greg Norman's success at the 1995 Memorial Tournament lies in something most professional golfers don't often practice — the art of relaxation. In an era of increased international competition and a year-round tournament calendar, time for rest has almost become a thing of the past for the typical PGA

TOUR golfer. But early in the 1995 season, the anything-but-typical Norman decided, due to back spasms and a full 1994 schedule which saw him earn over 1.3 million, to take some time off. What was originally supposed to be a short vacation turned into an extended one—five weeks away from golf . . . completely away.

"I didn't swing a club or hit a ball," remembered Norman.

So with Norman arriving at Muirfield Village Golf Club unmissably refreshed, the 20th Memorial Tournament provided the perfect setting for a timely shark attack. Enroute to his second Memorial title, Norman dominated one of the PGA TOUR's toughest fields, as well as one of its most challenging golf courses, with a 19-under-par 269 performance (one shy of the tournament record) and a four stroke victory over Mark Calcavecchia, David Duval and fellow Aussie Steve Elkington.

"It's not easy to not touch a club for five weeks and then come out here and blow everybody away," said Calcavecchia, who led briefly on the front nine Sunday. "It kind of shows you just how good he (Norman) is."

Elkington would not question Norman's ability, but he doubted, with tongue planted firmly in cheek, Norman's recollection of exactly what he did and didn't do during his time away from TOUR. "Greg might not be telling the truth," Elkington said with a grin, "he might've been at home practicing."

On Sunday afternoon, with pressure being applied first by Calcavecchia and later by Elkington, the Great White Shark ruled the waters. Norman birdied three of the last five holes. He one-putted six of the last seven greens. He made two critical par saves at 15 and 16 and followed them with title clinching birdies at 17 and 18. In the end, Norman had shot a headstrong, dogged six-under 66, coolly tipped his trademark wide-brimmed hat and won going away. After earning his first Memorial victory in 1990 when he was the third round leader and rain forced the cancellation of the final round, Norman felt he had something left to prove at Muirfield Village Golf Club.

"The second one tastes better," said Norman. "I never had a chance to go out there on Sunday and finish it off the first time. I always wanted to come back and win over 72 holes."

Just as play teed off Thursday morning, so too began a steady rain. In fact, the 1995 Memorial was barely an hour old when play was halted with just 14 players on the course. After about a three hour rain delay, PGA TOUR officials decided to wipe the slate clean and start the whole thing over, this time using two tees

and declaring lift, clean and place rules would be in effect for the remainder of the tournament.

For 55 players, Thursdays round spilled into Friday morning. Jim McGovern, himself among Friday's early risers, returned to take advantage of the softened conditions in playing the last seven holes four-under par and emerging as the first round leader with a seven-under 65. Norman and Mark O'Meara trailed by one.

By nightfall Friday, after another wet twelve hour work day that ended with 1995 Masters champion Ben Crenshaw and Robert Gamez sharing the 36-hole lead at nine-under 135, the tournament was back on schedule. Norman still trailed by a shot, and his confidence began to build heading into the weekend's play.

"I felt fire in my belly today," said Norman as darkness fell over Dublin Friday evening. "When you are in the lead or near the lead with all the great players like we have here, it's a great feeling. Now we can get down to the nitty gritty."

Unfortunately for Norman and his opponents, Mother Nature would suspend Saturday's version of the "nitty gritty." Yet another weather delay left 22 players unfinished at the close of business on Saturday. Consequently, by the time Norman had wrapped up his third round by returning to play four holes Sunday morning, his steady 66-70-67=203 afforded him a one-stroke advantage heading into the afternoon's final round.

Norman's one-shot lead, however, quickly became a one-shot deficit when Mark Calcavecchia sprang a birdie-birdie-birdie-eagle spree on holes 4 through 7. But while Calcavecchia spent the rest of the day continually cooling, Norman would fluctuate between simmering and boiling. A birdie by Norman on the par-five seventh brought he and Calcavecchia even; another at eleven and Norman was once again the leader.

Maintaining that lead took some heroics, most notably a half-buried pitch from the high grass on purgatory hill behind the 12th green that nearly dropped in the cup. From the same position moments earlier, Vijay Singh flew it first onto, then over the green and into the bordering lake. Norman's shot landed precisely where it had to and ended up exactly where he wanted it—almost.

"That shot was a 9-1/2 — it would have been a 10 if it had gone in," said Norman.

Then, while Elkington was busy sneaking to within a stroke of Norman by birdieing both 15 and 16, the Shark was pulling his tee shot on the delicate par-five 15th into the left rough. When his recovery shot pitched through the fairway into the right rough, Norman found himself staring at two trees 24-feet directly in front of him with only a five foot gap in between. Most players would have seriously considered a safe chip out to the fairway and played for a lengthy up-and-down par, but not Norman.

"To me there was no option," he said describing the shot which set up a chip to five feet and par saving putt. "I never thought about chipping out."

Following another up-and-down par from off the green at 16, Norman had one thing on his mind—closure.

"I said to myself walking to 17, 'Let's birdie the last two and get this thing over and done with,'" said Norman. "I wanted to win this tournament badly." Norman's birdie-birdie closing was the grand-finale, his full-speed-ahead victory lap for his second Memorial conquest.

Norman joined tournament founder Jack Nicklaus (1977, 1984) and Hale Irwin (1983, 1985) as the only two-time winners of the Memorial Tournament.

1995 Memorial Tournament Results

Dates: June 1 – 4, 1995

Purse: \$1,500,000

Par: 36-36 = 72

Yardage: 7,104

Leaders: First Round – Jim McGovern, with a seven-under par 65, led by one over Mark O'Meara and Greg Norman. **Second Round** – Robert Gamez and Ben Crenshaw, at nine-under par 135, led by one over five players. **Third Round** – Norman, at 13-under par 203, led by one over Gamez and two over David Duval and David Frost.


Cut: A total of 76 players at one-over par 145 or better.

Weather: Play was suspended on Thursday at 8:35 a.m. due to rain and lightning with 16 players on the course. Morning play was canceled and the round was re-started at 1 p.m. going off two tees with lift, clean and place rules. Play was suspended for the day at 8:30 p.m. with 55 players still on the course. The first round was completed on Friday morning with play beginning at 8 a.m. The second round followed immediately after. Saturday's third round was suspended due to dangerous weather conditions at 12:40 p.m. and was resumed at 4:50 p.m. Play was suspended for the day at 8:20 p.m. with 22 players still on the course. The third round was completed on Sunday morning beginning at 8:20 a.m. with the final round starting at 11:10 on both tees.

1. Greg Norman	66-70-67-66- 269	\$306,000.00	Mike Hulbert	68-68-75-72- 283	6,630.00
2. Steve Elkington	69-68-69-67- 273	126,933.33	Scott Hoch	67-72-72-72- 283	6,630.00
Mark Calcavecchia	69-71-66-67- 273	126,933.33	Mark Brooks	69-75-69-70- 283	6,630.00
David Duval	70-71-64-68- 273	126,933.33	Woody Austin	67-76-68-72- 283	6,630.00
5. Jay Haas	72-72-66-65- 275	57,630.00	Tom Kite	72-72-67-72- 283	6,630.00
Ben Crenshaw	67-68-71-69- 275	57,630.00	Jim Gallagher, Jr.	67-75-73-68- 283	6,630.00
Tom Watson	67-71-68-69- 275	57,630.00	Mark O'Meara	66-71-72-74- 283	6,630.00
David Frost	68-72-65-70- 275	57,630.00	Clark Dennis	70-71-74-68- 283	6,630.00
Robert Gamez	68-67-69-71- 275	57,630.00	47. Lee Rinker	70-70-72-72- 284	4,494.80
10. Nick Price	71-71-69-65- 276	45,900.00	D.A. Weibring	70-73-68-73- 284	4,494.80
11. Kenny Perry	68-74-68-67- 277	40,800.00	Craig Stadler	68-74-68-74- 284	4,494.80
Vijay Singh	69-67-71-70- 277	40,800.00	Brad Faxon	72-72-71-69- 284	4,494.80
13. Ernie Els	72-68-70-68- 278	30,033.34	Duffy Waldorf	71-71-73-69- 284	4,494.80
Nick Faldo	68-72-70-68- 278	30,033.33	52. Fuzzy Zoeller	70-67-75-73- 285	4,080.00
Bill Glasson	72-66-71-69- 278	30,033.33	53. Wayne Grady	69-71-72-74- 286	3,898.66
Fred Funk	72-69-67-70- 278	30,033.34	Davis Love III	73-70-70-73- 286	3,898.67
Peter Jacobsen	68-68-70-72- 278	30,033.33	Steve Jones	72-70-71-73- 286	3,898.67
Bruce Lietzke	69-67-70-72- 278	30,033.33	Jim Furyk	71-71-68-76- 286	3,898.66
19. Jeff Sluman	72-70-70-67- 279	22,950.00	John Mahaffey	72-72-72-70- 286	3,898.67
Lee Janzen	69-73-69-68- 279	22,950.00	Larry Mize	72-72-73-69- 286	3,898.00
21. Robert Allenby	71-71-69-69- 280	15,958.75	59. Phil Mickelson	70-73-71-73- 287	3,740.00
Scott Simpson	68-70-74-68- 280	15,958.75	Hubert Green	71-74-71-71- 287	3,740.00
David Edwards	72-71-68-69- 280	15,958.75	Payne Stewart	70-75-71-71- 287	3,740.00
Brad Bryant	69-71-69-71- 280	15,958.75	62. Lanny Wadkins	69-72-73-74- 288	3,621.00
Mark McCumber	68-73-68-71- 280	15,958.75	Don Pooley	72-72-72-72- 288	3,621.00
Craig Parry	69-71-69-71- 280	15,958.75	Dillard Pruitt	70-74-72-72- 288	3,621.00
Brett Ogle	70-71-66-73- 280	15,958.75	Curtis Strange	73-72-73-70- 288	3,621.00
Lennie Clements	71-69-66-74- 280	15,958.75	66. Hal Sutton	69-73-73-75- 290	3,451.00
29. Hale Irwin	70-70-72-69- 281	11,050.00	Brian Claar	71-71-73-75- 290	3,451.00
Tom Lehman	71-69-71-70- 281	11,050.00	Jesper Parnevik	73-70-73-74- 290	3,451.00
Scott Verplank	74-69-71-67- 281	11,050.00	Keith Fergus	72-70-74-74- 290	3,451.00
Bob Tway	72-66-70-73- 281	11,050.00	Steve Stricker	73-72-72-73- 290	3,451.00
Jay Don Blake	68-71-69-73- 281	11,050.00	Gene Sauers	70-73-74-73- 290	3,451.00
34. Gil Morgan	70-70-73-69- 282	8,967.50	72. Mike Sullivan	67-76-77-72- 292	3,332.00
Chip Beck	69-70-74-69- 282	8,967.50	73. Bob Estes	71-72-74-77- 294	3,298.00
Donnie Hammond	72-72-70-68- 282	8,967.50	74. Allen Doyle	73-72-76-74- 295	3,264.00
Doug Martin	71-73-70-68- 282	8,967.50	75. Nolan Henke	75-70-73-78- 296	3,230.00
38. Jim McGovern	65-73-73-72- 283	6,630.00	76. David Graham	73-72-78-79- 302	3,196.00

John Adams (73-74-MC), Billy Andrade (75-77-MC), Paul Azinger (76-74-MC), Dave Barr (77-71-MC), Guy Boros (71-80-MC), Brandel Chamblee (73-73-MC), John Cook (70-77-MC), Glen Day (74-78-MC), Mike Donald (73-78-MC), Rick Fehr (73-75-MC), John Harris (75-72-MC), Gary Hallberg (75-73-MC), Mike Heinen (73-73-MC), Brian Henninger (76-75-MC), John Huston (74-76-MC), Brandt Jobe (78-72-MC), Greg Kraft (74-73-MC), Neal Lancaster (78-78-MC), Justin Leonard (73-75-MC), Andrew Magee (74-72-MC), Jeff Maggert (73-73-MC), Roger Maltbie (71-75-MC), Billy Mayfair (72-74-MC), Mark McNulty (73-77-MC), Larry Nelson (74-77-MC), Jack Nicklaus (78-75-MC), Andy North (77-77-MC), Joe Ozaki (72-75-MC), Steve Pate (73-74-MC), Corey Pavin (75-72-MC), Dicky Pride (76-78-MC), Eduardo Romero (75-72-MC), Charlie Rymer (74-72-MC), Mike Springer (72-78-MC), Kirk Triplett (73-75-MC), Ian Baker-Finch (84-WD), Chris Perry (72-WD).

1994 Memorial Tournament



"Bobby Jones once used these words to describe me early in my career," said Memorial Tournament host Jack Nicklaus at the 1994 closing ceremonies. "But let me tell you, Tom Lehman played a game this week with which I am not familiar."

Nicklaus' words capped off a history-book week at Muirfield Village

Golf Club. It began with sunny skies and moderate temperatures that would only become warmer as the course dried to firm and perfect conditions for the entire week. Legendary female golfer Mickey Wright was inducted as the '94 Honoree, and defending champion Paul Azinger, undergoing cancer treatments, made his first tournament appearance to stir an emotional capacity crowd at the 18th hole ceremony.

And a burly Minnesotan, winless on the PGA TOUR and reeling from a Masters runner-up finish a month earlier, would streak across a tough Muirfield course with quadruple 67's to stun galleries and set a new tournament record.

"This is one of the greatest moments of my life," said Lehman who used to sneak over to Muirfield and watch the pros play when he was in town for Big 10 college matches between his Golden Gophers and the Buckeyes. "I knew I could win on TOUR; I just had to stay cool. There were times out there when the crowd was cheering and standing, and tears would well up in my eyes."

With a flu-stunted appetite and only two apples and a banana as fuel for the final two rounds, Lehman overpowered the field with an uncatchable performance. But chasing Lehman and going in for the kill was Greg Norman who charged the Sunday lead with his own dramatics and final round 64. Lehman never succumbed to the pressure and clinched his first TOUR win with a five-stroke victory over The Shark and a Memorial record 268.

Also chasing the run-away Lehman into the final round, Ohio State grad John Cook mounted an attack that would fall short of Lehman's untouchable record pace. His final-round 71 wasn't enough for the aggressive and flawless game of Lehman.

Early in the week, Mark Brooks grabbed the first round lead

with a near-record pace to close out the day with an eight-under par 64 which included a 31 on the front side. Tied behind him in second place were Cook and Lehman who finished with duplicate 67's.

"I thought about the record, maybe around hole 12," admitted Brooks. "But on this course, you don't think about things like that too long. The course is too tough and there's too much tournament left."

Dry and sunny conditions continued into the second round where the fairways were firmer and the greens faster. That was just the recipe for Lehman, the man who finished second and third at the '94 and '93 Masters on Augusta's hard and fast grounds. Three birdies and an eagle fueled Lehman to his second 67 and a two stroke lead over hometown hero Cook. Cook, a member at Muirfield Village Golf Club, matched the 67 and orchestrated his second bogey-free round.

"I didn't think a bogey-less round was possible here," said Cook who didn't see a bogey until his 46th hole of the tournament.

"Augusta and Muirfield have similar conditions in hard fairways and slick greens," described Lehman. "I learned a lot at Augusta that's helped me at Muirfield."

Paired in the final round on Saturday, Lehman and Cook were set to duel in ideal dry and warm course condition. Lehman, however, had a bout the night before with nausea and a stomach flu, and didn't know if he could maintain his two stroke lead. Amid Columbus fans whistling the Ohio State fight song, Cook felt certain he was poised to knock his opponent out of the lead.

The lead changed hands repeatedly throughout the day, but neither man fell behind by more than one or two shots going into the final hole. Ending the 18-hole duel with a punishing blow, Lehman sent a 16-foot putt for a trip circling the hole's rim before it leaned in for a birdie. Cook let a rare bogey fall, and Lehman's lead was increased to four strokes heading into the final day. But Lehman's record pace shut out the field on his way to becoming the 19th Memorial Tournament winner.

"If there's one thing I learned at the Masters, it's that I can handle the pressure," said Lehman. "I knew I'm ready to win physically, emotionally, spiritually – you name it. I knew I could do it."

Another footnote to golf history was written by 1989 Memorial winner Bob Tway who recorded two aces – a feat which has never been accomplished on the PGA TOUR. Charging to an early first round lead, Tway notched his first hole-in-one via a seven iron on the 8th hole that sailed 187 yards to the hole. Although he slipped back in the field by Saturday, Tway repeated golf's rare feat in the third round when he sent his 155-yard nine iron shot to the bottom of the cup on hole 12. The dramatics of double aces in one tournament brought Tway's career hole-in-one total to 16.

1994 Memorial Tournament Results

Dates: May 19 – 22, 1994

Purse: \$1,500,000

Par: 36-36 = 72

Yardage: 7,104

Leaders: First Round – Mark Brooks, at eight-under par 64, led by three over Tom Lehman and John Cook. **Second Round** – Lehman, at 10-under par 134, led by two over Cook and David Edwards. **Third Round** – Lehman, at 15-under par 201, led by four over Cook.


Cut: A total of 74 players at (73 pros, one amateur) at four-over-par 148 or better.

Weather: Perfect for all four days.

1. Tom Lehman	67-67-67-67-268	\$270,000.00	38. Jesper Parnevik	70-75-72-72-289	6,150.00
2. Greg Norman	70-69-70-64-273	162,000.00	Peter Jacobsen	72-75-70-72-289	6,150.00
3. John Cook	67-69-69-71-276	102,000.00	Bob Tway	71-77-69-72-289	6,150.00
4. Donnie Hammond	69-69-70-69-277	72,000.00	Fulton Allem	74-70-72-73-289	6,150.00
5. David Edwards	69-67-72-70-278	60,000.00	Bob Lohr	74-74-68-73-289	6,150.00
6. Robert Gamez	77-69-66-67-279	54,000.00	Steve Stricker	72-75-69-73-289	6,150.00
7. Ben Crenshaw	72-66-74-68-280	48,375.00	Jim McGovern	72-69-74-74-289	6,150.00
Mark Brooks	64-75-70-71-280	48,375.00	45. Ted Tryba	70-76-76-68-290	4,392.00
9. Brad Faxon	72-68-72-69-281	42,000.00	Mike Springer	72-71-78-69-290	4,392.00
Jeff Maggert	71-74-66-70-281	42,000.00	Davis Love III	71-70-73-76-290	4,392.00
11. David Frost	69-71-71-71-282	34,500.00	Ernie Els	72-74-68-76-290	4,392.00
Gary Hallberg	77-66-68-71-282	34,500.00	Steve Elkington	69-72-72-77-290	4,392.00
Steve Lowery	71-70-69-72-282	34,500.00	50. Ed Humenik	74-74-74-69-291	3,652.00
14. Curtis Strange	74-69-73-67-283	25,500.00	Fred Funk	73-72-74-72-291	3,652.00
Scott Hoch	71-73-71-68-283	25,500.00	Brian Henninger	74-69-72-76-291	3,652.00
Hale Irwin	73-70-70-70-283	25,500.00	Billy Mayfair	69-71-72-79-291	3,652.00
Scott Simpson	68-72-72-71-283	25,500.00	54. Mark O'Meara	75-69-74-74-292	3,435.00
Chip Beck	72-70-70-71-283	25,500.00	Rick Fehr	75-72-71-74-292	3,435.00
19. Jay Haas	72-70-74-68-284	18,180.00	Nolan Henke	72-71-73-76-292	3,435.00
Bruce Lietzke	72-71-73-68-284	18,180.00	Mark Calcavecchia	74-74-68-76-292	3,435.00
Yoshinori Mizumaki	72-73-69-70-284	18,180.00	58. Bradley Hughes	74-73-74-72-293	3,345.00
Larry Mize	74-67-71-72-284	18,180.00	Wayne Levi	72-76-68-77-293	3,345.00
Bob Estes	71-68-70-75-284	18,180.00	60. Lee Janzen	72-75-75-72-294	3,255.00
24. Kenny Perry	71-73-71-70-285	13,800.00	John Mahaffey	73-75-75-74-294	3,255.00
Kirk Triplett	72-71-69-73-285	13,800.00	Craig Stadler	71-73-73-77-294	3,255.00
26. Mike Heinen	71-73-76-66-286	11,325.00	Wayne Grady	73-70-70-81-294	3,255.00
Billy Andrade	74-71-73-68-286	11,325.00	64. Allen Doyle (A)	75-72-75-73-295	–
Loren Roberts	71-74-70-71-286	11,325.00	Andy North	76-71-72-76-295	3,165.00
John Huston	73-74-68-71-286	11,325.00	Paul Goydos	74-72-71-78-295	3,165.00
30. David Duval	73-73-72-69-287	9,315.00	67. Doug Martin	72-75-75-74-296	3,105.00
Hajime Meshiai	73-74-71-69-287	9,315.00	Keith Clearwater	73-73-72-78-296	3,105.00
Corey Pavin	76-69-70-72-287	9,315.00	69. Mike Standly	76-72-74-75-297	3,060.00
Larry Nelson	72-74-69-72-287	9,315.00	70. Joe Ozaki	72-76-75-75-298	3,030.00
Lennie Clements	71-71-72-73-287	9,315.00	71. John Daly	74-74-73-78-299	3,000.00
35. Clark Dennis	72-74-73-69-288	7,725.00	72. Bill Kratzert	73-74-78-75-300	2,955.00
Jim Thorpe	70-75-72-71-288	7,725.00	Andy Bean	76-71-70-83-300	2,955.00
Tom Watson	77-69-70-72-288	7,725.00	74. Dave Rummells	74-71-77-80-302	2,910.00

Michael Allen (76-80-MC), Ian Baker-Finch (79-76-MC), Dave Barr (74-77-MC), Jay Don Blake (74-75-MC), Glen Day (75-74-MC), Jay Delsing (71-79-MC), Nick Faldo (76-74-MC), Keith Fergus (76-78-MC), Dan Forsman (72-78-MC), Carlos Franco (80-75-MC), Jim Gallagher, Jr. (77-78-MC), David Graham (81-77-MC), John Harris (70-80-MC), John Inman (78-74-MC), Tony Johnstone (74-78-MC), Greg Kraft (74-78-MC), Neal Lancaster (71-79-MC), Andrew Magee (79-75-MC), Roger Maltbie (75-77-MC), John Morse (78-72-MC), Jack Nicklaus (75-77-MC), Brett Ogle (74-79-MC), Seiki Okuda (78-75-MC), Craig Parry (77-78-MC), Steve Pate (76-75-MC), Tom Purtzer (74-75-MC), Iain Pyman (76-73-MC), Ted Schulz (74-78-MC), Joey Sindelar (75-76-MC), Vijay Singh (78-78-MC), Jeff Sluman (80-72-MC), Payne Stewart (78-74-MC), Hal Sutton (73-76-MC), Greg Twiggs (78-82-MC), Howard Twitty (78-78-MC), Bobby Wadkins (77-74-MC), Lanny Wadkins (77-73-MC), Grant Waite (77-75-MC), Fuzzy Zoeller (76-73-MC).

1993 Memorial Tournament



"Sunday . . . was the most unbelievable day of tournament golf I have seen in many years. What a finish!"

Jack Nicklaus wasn't overselling the tournament he created and to which he had contributed several helpings of memorable moments.

What a finish indeed; what a stunning drama; what an indelible eighteenth (72nd) hole picture of Paul Azinger on his knees in a greenside bunker, visor and wedge

raised above his head, face contorted with elation — and maybe disbelief—as his ball meandered 15 feet across Muirfield's lush finishing green and lazily plunged into the cup!

But epochal as that birdie was for the in-person gallery of thousands, plus the usual uncounted millions on ABC's television waves, the full impact would only be magnified by the ensuing 10 minutes.

At that point, the hole-out assured Azinger only of a place in a playoff, if one developed. He had trailed his closest TOUR buddy, Payne Stewart, by a shot coming to No. 18 (270-271) and shared second with fast-finishing challenger Corey Pavin at 13-under.

Both Stewart, leader by three strokes at 54 holes, and Azinger had strayed into the deep left-front bunker with their second shots, but Stewart was "plugged" in the sand and away. A marvelous explosion set him up for an eight-foot, downhill par that would seemingly crown him 1993 Memorial champion—after a second and two thirds in his last four Muirfield starts.

With a good lie in the bottom of the bunker, 10 feet closer to the green than Stewart, and needing about a six-foot rise to clear the grassy lip, Azinger recalled of his hole-out, "I wasn't thinking of how high I had to go, I just wanted to be sure and clear that lip to the edge (of the putting surface) and just roll it. I didn't want to blow myself out of it with a bogey."

After the cheering and buzzing over Azinger's miracle three had subsided, Stewart assumed center stage, suddenly facing the reality of converting the 8-foot putt to force a playoff. He missed, left, by two feet to hand Azinger the Tournament championship. The gallery gasped, then groaned sympathetically as Stewart missed again for double bogey and third place behind Pavin.

As the 18th Memorial winner, Azinger became 252,000 richer with a 69-274, 14 under par, Pavin slipped into second at 67-275 and Stewart skidded to 74-276 (Stewart had been under 70 for his previous five rounds at Muirfield). Eight other players were within four shots of the top.

Savoring his 9th career TOUR win, Azinger admitted to an emotion he once disdained.

"I had tears in my eyes before I came out of the bunker," he confessed. "I can remember in '86 when (Bob) Tway won the PGA (by holing a similar bunker shot) and he cried, I said, 'what a baby!' I'd never cry at a golf tournament."

"But I couldn't help it. It was such a shock for it to go in and then my best friend on TOUR's out there and I did it to him."

"On a good golf course like this, the cream comes to the top," said a gracious Stewart. "I curdled."

"We played unbelievably coming in," reported former Florida Stater Azinger. "I probably hit some of the best shots I've ever hit coming down the stretch. Tee to green, I don't know if I could have been much better."

The hole-out by Azinger and hole-misses by Stewart were the

piece de resistance in literally a smorgasbord of excitement served up for Memorial galleries on a sunny Sunday, atoning for three previous days of — again! — less than Chamber of Commerce weather.

With four holes to play, 10 pros stood within two strokes: Stewart at 13 under; Azinger at 12; Pavin, Fred Couples, Greg Norman, Jay Haas, Jumbo Ozaki, Bill Glasson, Jim McGovern and Brad Faxon at 11 under.

Pavin, six strokes back, started with birdies on Nos. 3, 4 and 5, picked up two more on Nos. 15 and 16. His bunker explosion on No. 17 hit the flagstick and stopped two feet away and his 45-foot putt for a birdie on No. 18 missed by about an inch.

Norman began the round eight off the pace, but appeared to be on another rally with four birdies in six holes (Nos. 3, 6, 7, 8), and finished 67-277. Ozaki managed birdies on three of the final four holes to tie Norman and their 11-under total was later equalled by Couples, Haas, Faxon and McGovern.

By the clubhouse turn, Azinger had caught Stewart and Couples trailed by one, Pavin by two. Stewart, clad in Cleveland Browns colors, pulled ahead with a birdie at No. 12 and both he and Azinger birdied No. 15 to set the stage for the home hole heroics.

"The last nine was like counterpunching," Azinger decided.

Forty-seven of the 73 players who made the 36-hole cut finished under Muirfield's 288 par.

Davis Love III and Donnie Hammond liked the damp fairways and greens on Thursday, sharing first at 34-32 — 66 and 32-34 — 66 respectively as 58 of the 114 starters broke par (72), third-highest number in the 18 Memorials. Eight carded 67's in second place, including 1991 Champion Kenny Perry and Couples, each with outgoing 31's, and the Ozaki brothers, Joe and Jumbo.

Azinger was among six at 68, Stewart at 69. Tournament Founder Nicklaus had his best start in the last seven Memorials, a 70.

Stewart, with a 66, and Couples, with a 68, shared the second round lead at 135, with Norman at 136 and Azinger moving into fourth at 137. Weather forced a 3-1/2 hour delay, stranding the final 18 players, including Love. He finished the next dawn with a 72.

With a 5-under-par 67, Stewart equalled the second-best 54-hole total in Memorial history, 14-under-par 202. On a rain-softened course and in 15 mph winds, he didn't hit a bunker for the second straight round, had only one bogey for the third straight day and carved the best score in the field for the second straight day.

Azinger survived a double bogey on No. 10 to squeeze into second place with a 68-205, followed by Bill Glasson, 206, Jim McGovern and Love at 207. Couples tied Stewart at 10-under with birdies on two of the first incoming-nine holes, but fell back to 208.

Two stingy strokes by the Wadkins brothers distinguished Memorial 18. Lanny sank a 3-iron on the par-3, 204-yard No. 4, the Tournament's eighth hole-in-one, and Bobby achieved the first-ever double eagle, holing a 4-wood (237 yards) on the 490 yard No. 15 in the first round. The ball rolled about 20 feet to reach the cup.

Robert Gamez became a note at the other end of the scale during the third round, dumping four balls into the pond on No. 3 and finally holing out with an 8-over-par 12. He also had seven birdies — after 11 in rounds 1 and 2 — for a 76-218. He joined the Memorial's previous "dozen club" members Fulton Allem, 12 on No. 11 in 1988 and Jim Simons, 12 on No. 16 in 1990.

After an encouraging start, Nicklaus finished with a 298, including a closing 72. He led off the Sunday field with a marker, his son Jackie.

The spectacular Sunday finish seemed entirely appropriate, because the week had already been made special by the reign of Arnold Palmer as 1993 Memorial Tournament honoree/contestant. Thousands of fans braved a steady rain to cheer Arnold's induction during Wednesday ceremonies at the 18th green and his "Army" remained faithful — and appreciative — during an opening round 73. He missed the cut at 81-158.

1993 Memorial Tournament Results

Dates: June 3 – 6, 1993

Purse: \$1,400,000

Par: 36-36 = 72

Yardage: 7,104

Leaders: First Round – Davis Love and Donnie Hammond, each with six-under par 66's, led by one over eight players. **Second Round** – Payne Stewart and Fred Couples, each at nine-under par 135, led by one over Greg Norman. **Third Round** – Stewart, at 14-under par 202, led by three over Paul Azinger and four over Love and Jim McGovern.


Cut: A total of 73 players at one-over par 145 or better.

Weather: Thursday - Cool, cloudy with drizzle. Friday's round was suspended from 12:58 p.m. to 4:30 p.m. due to lightning and heavy rains. Play was finally suspended for the day at 8:38 p.m. due to darkness with 18 players remaining on the course. The second round was completed Saturday morning beginning at 7:30 a.m. with the third round following beginning at 10:05 a.m. It was cool and windy Saturday and absolutely beautiful on Sunday.

1. Paul Azinger	68-69-68-69-274	\$252,000.00	Mike Hulbert	69-72-74-71-286	7,070.00
2. Corey Pavin	69-70-69-67-275	151,200.00	Peter Jacobsen	72-70-71-73-286	7,070.00
3. Payne Stewart	69-66-67-74-276	95,200.00	40. Craig Stadler	73-72-73-69-287	5,040.00
4. Greg Norman	68-68-74-67-277	50,750.00	Ted Schulz	70-71-77-69-287	5,040.00
Jumbo Ozaki	67-70-73-67-277	50,750.00	Russ Cochran	70-74-72-71-287	5,040.00
Jay Haas	67-70-72-67-277	50,750.00	Dillard Pruitt	70-74-72-71-287	5,040.00
Brad Faxon	69-69-70-69-277	50,750.00	Ian Baker-Finch	75-69-72-71-287	5,040.00
Fred Couples	67-68-73-69-277	50,750.00	Billy Andrade	71-72-72-72-287	5,040.00
Jim McGovern	67-71-69-70-277	50,750.00	Mike Standly	69-72-74-72-287	5,040.00
10. Bill Glasson	69-69-68-72-278	36,400.00	Brad Fabel	70-71-73-73-287	5,040.00
Davis Love III	66-72-69-71-278	36,400.00	48. Dave Rummells	68-73-77-70-288	3,738.00
12. Jeff Maggert	73-72-68-67-280	28,350.00	John Huston	70-73-73-72-288	3,738.00
John Cook	67-73-71-69-280	28,350.00	50. Lee Janzen	72-69-78-70-289	3,328.00
Michael Allen	70-72-70-68-280	28,350.00	David Edwards	69-75-74-71-289	3,328.00
Wayne Levi	68-69-72-71-280	28,350.00	Tommy Nakajima	70-73-74-72-289	3,328.00
16. Fuzzy Zoeller	71-69-73-68-281	22,400.00	Bob Estes	72-71-73-73-289	3,328.00
Dudley Hart	67-71-70-73-281	22,400.00	Joe Ozaki	67-73-76-73-289	3,328.00
Vijay Singh	71-69-68-73-281	22,400.00	Michael Bradley	72-66-76-75-289	3,328.00
19. Greg Twiggs	70-69-71-72-282	18,200.00	John Mahaffey	71-74-69-75-289	3,328.00
Kenny Perry	67-74-69-72-282	18,200.00	57. Curtis Strange	72-72-76-70-290	3,136.00
Ben Crenshaw	70-69-71-72-282	18,200.00	Scott Simpson	75-70-74-71-290	3,136.00
22. Phil Mickelson	73-70-72-68-283	14,560.00	Gary Hallberg	72-72-73-74-290	3,136.00
D.A. Weibring	72-70-72-69-283	14,560.00	60. Mark McCumber	73-72-75-71-291	3,066.00
Donnie Hammond	66-76-69-72-283	14,560.00	Larry Nelson	71-74-72-74-291	3,066.00
25. David Frost	75-69-71-69-284	10,920.00	Lanny Wadkins	73-72-73-74-292	3,024.00
Joey Sindelar	70-72-73-69-284	10,920.00	63. Jay Don Blake	71-74-76-72-293	2,982.00
Scott Hoch	71-70-73-70-284	10,920.00	Dave Barr	68-73-73-79-293	2,982.00
Mark Weibe	69-71-73-71-284	10,920.00	65. Dan Forsman	72-71-77-74-294	2,940.00
Bobby Wadkins	68-72-72-72-284	10,920.00	66. Gil Morgan	72-73-75-75-295	2,884.00
30. Phil Blackmar	69-74-72-70-285	8,890.00	Mark O'Meara	70-71-77-77-295	2,884.00
Grant Waite	69-72-74-70-285	8,890.00	Robert Gamez	70-72-76-77-295	2,884.00
Brian Claar	70-69-74-72-285	8,890.00	69. David Peoples	70-75-76-75-296	2,828.00
Rocco Mediate	69-71-73-72-285	8,890.00	70. Don Pooley	74-71-78-74-297	2,786.00
34. Chip Beck	71-73-74-68-286	7,070.00	John Daly	70-70-79-78-297	2,786.00
Steve Pate	70-72-74-70-286	7,070.00	72. Jack Nicklaus	70-75-81-72-298	2,744.00
Keith Clearwater	70-73-72-71-286	7,070.00	73. Andrew Magee	72-73-81-74-300	2,716.00
Loren Roberts	72-69-74-71-286	7,070.00			

Fulton Allem (72-76-MC), Robert Allenby (73-75-MC), Andy Bean (76-71-MC), Bill Britton (72-74-MC), Mark Carnevale (72-75-MC), Jay Delsing (74-74-MC), Ed Dougherty (72-80-MC), Allen Doyle -A (73-76-MC), Stephen Dundas -A (79-74-MC), Joel Edwards (71-75-MC), Rick Fehr (73-75-MC), Bruce Fleisher (73-73-MC), Fred Funk (75-74-MC), Jim Gallagher, Jr. (75-77-MC), Wayne Grady (74-72-MC), David Graham (79-73-MC), Hubert Green (75-74-MC), Hale Irwin (70-76-MC), Kenny Knox (81-75-MC), Mussy Kuramoto (75-79-MC), Tom Lehman (77-69-MC), Roger Maltbie (72-77-MC), Blaine McCallister (72-75-MC), Larry Mize (72-74-MC), Peter O'Malley (80-70-MC), Arnold Palmer (77-81-MC), Craig Parry (70-77-MC), Tom Purtzer (72-74-MC), Mike Springer (73-74-MC), Tom Sieckmann (72-76-MC), Hal Sutton (74-79-MC), Bob Tway (76-76-MC), Howard Twitty (75-77-MC), Duffy Waldorf (75-75-MC), Tom Watson (72-76-MC), Brian Watts (76-72-MC), Richard Zokol (78-74-MC), Brad Bryant (71-84-WD), Mark Calcavecchia (75-80-WD), Brett Ogle (77-84-WD), Nolan Henke (77-76-WD).

1992 Memorial Tournament



In the twilight of June 7, the question became not so much who would win the Memorial Tournament, but whether anybody would — until at least June 8.

David Edwards finally did, in a two-hole playoff against Rick Fehr, after tying at 15-under-par 273 in regulation distance. It was the fourth time and

second straight year that the Memorial required extra holes.

This one also had extra dramatics.

Muirfield had been pestered by rain on the first three days and more of the stuff arrived early Sunday afternoon, halting play. When the "precip" abated, Mike McBride's golf course crew used squeegees to clear water from the sodden greens and fairways.

The pros slogged back out and resumed play after a 2 hour and 15 minute delay — with the skies still overcast.

Fehr ignored the elements to nail eight birdies in his first 16 holes and built a two-stroke lead over Edwards, playing ahead. On No. 17, he pulled his tee shot into the big fairway bunker left and blasted it into the bunker at the right of the green.

He missed a par putt from six feet. As he walked off the green, he saw the scoreboard flash a birdie for Edwards on No. 18 and realized they were suddenly tied for the lead. He had a chance to win from 20 feet on No. 18, but missed for a 273 and playoff.

That was what the PGA TOUR and Memorial officials didn't need. Because of the rain delay and threatening skies, daylight was fast becoming a concern. However, the playoff couldn't begin, because Joey Sindelar, the 54-hole leader, had staged a remarkable comeback from a shaky start and could match 273 with a birdie on the finishing hole.

When his second shot stopped 10 feet from the cup on No. 18, a three-way playoff became a distinct possibility. Officials had rushed Edwards and Fehr to the 16th tee, but were forced to await Sindelar's putt. He missed by inches and the playoff began.

Fehr and Edwards parred the 16th. Fehr's second on No. 17 sailed right and into casual water. He received a drop — as all players did after the rain, but came up what he thought "had the look of an embedded ball."

But he hit the shot and left it short of the green, chipped to 12 feet and missed the putt. Edwards' second was 20 feet from the pin and he two-putted for his third win in 14 years on the PGA TOUR and his first since the Los Angeles Open in 1984. He had rounds of 71-65-70-67 to Fehr's 69-70-67-67.

Sindelar, the former Ohio State University All-American, finished in a third-place tie with Payne Stewart at 274, a disappointing climax to an eventful four days. He shared the halfway lead with Nolan Henke, thanks to a Friday 65, and moved three strokes ahead at 54 holes with a 67 for 201. Jeff Maggert, with a 66, and Mark Brooks shared second at 204, Henke was tied by former champion Don Pooley at 205.

The rains could have helped Sindelar on Sunday. He started with a bogey and faced a 15-foot putt for par on the second hole at the play suspension. Back on the course, he completed the bogey on No. 2, parred the third and double-bogeyed the fourth. He hadn't driven in the fairway yet.

But Sindelar played the final 14 holes in 3-under-par to get to No. 18 with play-off hopes still alive.

Seven players had at least a share of the lead during the last round, which began at 8:27 a.m. and finished as the clock moved close to 9 p.m. — and darkness threatened to force a Monday finish. Possibly no more than one more playoff hole could have been completed.

But Fehr's bogey — his second playoff loss of the year — and Edwards' par ended the anxiety. Edwards posted birdies on the final two holes of regulation to grab his piece of the overtime.

Tournament host Jack Nicklaus finished at 284, tied with another Ohio Stater, John Cook.

Henke set a sizzling pace in the first round, 7-under-par 65, two better than Mark Brooks. A light rain turned Muirfield into "a large dart board," according to Doug Tewell and scores confirmed it. Eighteen players finished in the 60's and 41 beat par. Fehr was among them with a 69, as was Edwards with a 71.

Sindelar vaulted into a tie for the lead at 36 holes with a 65 for 134, while Henke kept a share with a 69 that included six birdies — giving him 14 for the two rounds. Pooley stayed close with a 67-135. Paul Azinger was 9-under-par after 11 holes when play was suspended for the day and finished Saturday morning to a 71. Edwards took an upward step with a second round 65.

For the first time in Memorial history, officials sent the leaders off on No. 10 for the third round because of early TV times and the concentration of cameras on the back nine. However, the leaders had not made the turn when coverage ended and Henke and Brooks were battling for the lead. Sindelar birdied four of the final five holes to build a 3-stroke edge on the field.

1992 Memorial Tournament Results

Dates: June 4 – 7, 1992

Purse: \$1,300,000

Par: 36-36 = 72

Yardage: 7,104

Leaders: First Round – Nolan Henke fired a 7-under-par 65 and led by two strokes over Mark Brooks. **Second Round** – Nolan Henke and Joey Sindelar at 10-under-par 134 led by a stroke over Don Pooley, Mark Brooks and Paul Azinger. **Third Round** – Joey Sindelar at 15-under-par 201 led by three over Brooks and Jeff Maggert.


Cut: 76 players at 1-over-par 145, from a field of 113.

Weather: Rain off and on all day Thursday but no delays. Play was suspended at 3:15 p.m. on Friday due to rain and lightning, and resumed at 5:05 p.m. Play was again halted at 6:00 p.m. and officially postponed at 6:25. Play was scheduled to resume at 7:30 a.m. on Saturday, but was postponed due to sloppy course conditions. The third round started at 12:30. There were no further delays on Saturday. Sunday's round was suspended at 2:30 p.m. and resumed at 4:50.

1.	David Edwards	71-65-70-67-273	\$234,000.00	Doug Tewell	68-71-69-74-282	6,137.86
	(won playoff with par on second extra hole)			Jeff Sluman	68-75-65-74-282	6,137.85
	Rick Fehr	69-70-67-67-273	140,400.00	Ronnie Black	69-71-67-75-282	6,137.85
3.	Payne Stewart	72-70-66-66-274	75,400.00	42. Ted Schulz	72-69-71-71-283	4,420.00
	Joey Sindelar	69-65-67-73-274	75,400.00	Cory Pavin	73-72-67-71-283	4,420.00
5.	Nolan Henke	65-69-71-70-275	49,400.00	Thomas Lehman	71-72-71-69-283	4,420.00
	Mark Brooks	67-68-69-71-275	49,400.00	Mike Standly	69-68-71-75-283	4,420.00
7.	David Frost	72-70-69-65-276	37,830.00	Dan Forsman	74-71-70-68-283	4,420.00
	Larry Mize	73-66-69-68-276	37,830.00	Steve Pate	73-70-76-64-283	4,420.00
	Tom Kite	74-67-67-68-276	37,830.00	48. John Cook	71-68-72-73-284	3,267.34
	Vijay Singh	73-68-66-69-276	37,830.00	Bill Glasson	70-74-68-72-284	3,267.34
	Bob Gilder	71-67-68-70-276	37,830.00	Neal Lancaster	69-75-68-72-284	3,267.33
12.	Lee Janzen	74-70-67-66-277	28,600.00	Jack Nicklaus	74-69-70-71-284	3,267.33
	Jeff Maggert	71-67-66-73-277	28,600.00	Rocco Mediate	72-70-68-74-284	3,267.33
14.	Steve Elkington	75-66-70-67-278	22,100.00	Wayne Grady	72-73-69-70-284	3,267.33
	Billy Andrade	72-72-69-65-278	22,100.00	54. Bill Britton	68-74-68-75-285	2,951.00
	Andrew Magee	71-67-71-69-278	22,100.00	Jim Hallet	74-70-70-71-285	2,951.00
	Tom Purtzer	70-69-69-70-278	22,100.00	Wayne Levi	72-72-70-71-285	2,951.00
	Paul Azinger	68-67-71-72-278	22,100.00	Jay Don Blake	74-68-73-70-285	2,951.00
19.	Jim Gallagher, Jr.	70-69-72-68-279	16,315.00	Mark McCumber	70-70-75-70-285	2,951.00
	Davis Love III	70-68-72-69-279	16,315.00	Tommy Nakajima	73-68-76-68-285	2,951.00
	Joe Ozaki	73-69-68-69-279	16,315.00	60. Gil Morgan	72-70-69-75-286	2,808.00
	Curtis Strange	72-67-68-72-279	16,315.00	Keith Clearwater	68-70-74-74-286	2,808.00
23.	Dillard Pruitt	71-70-70-69-280	12,480.00	Mike Hulbert	73-72-69-72-286	2,808.00
	Fred Funk	68-72-70-70-280	12,480.00	Mike Harwood	72-69-74-71-286	2,808.00
	Don Pooley	68-67-70-75-280	12,480.00	Jay Haas	71-72-73-70-286	2,808.00
26.	Tom Watson	72-70-70-69-281	8,847.23	65. Fulton Allem	68-74-74-71-287	2,704.00
	Fuzzy Zoeller	74-69-69-69-281	8,847.23	Roger Maltbie	73-72-71-71-287	2,704.00
	Bruce Fleisher	71-70-70-70-281	8,847.22	John Huston	70-75-71-71-287	2,704.00
	David Gilford	76-68-68-69-281	8,847.22	68. D.A. Weibring	72-71-71-74-288	2,626.00
	Duffy Waldorf	74-71-67-69-281	8,847.22	Larry Nelson	71-73-73-71-288	2,626.00
	Jim Woodward	71-69-70-71-281	8,847.22	Bob Lohr	73-70-75-70-288	2,626.00
	David Toms	71-72-71-67-281	8,847.22	71. Wayne Riley	69-73-73-75-290	2,535.00
	Greg Norman	69-73-67-72-281	8,847.22	Mark Calcavecchia	73-71-71-75-290	2,535.00
	Brian Claar	71-69-68-73-281	8,847.22	Mike Donald	73-72-70-75-290	2,535.00
35.	Jay Delsing	72-71-69-70-282	6,137.86	Scott Hoch	72-71-75-72-290	2,535.00
	Ken Green	70-72-71-69-282	6,137.86	75. Hal Sutton	70-74-73-74-291	2,470.00
	Chip Beck	68-72-70-72-282	6,137.86	76. Ronan Rafferty	70-74-74-75-293	2,444.00
	Peter Jacobsen	74-71-68-69-282	6,137.86			

Ian Baker-Finch (72-74-MC), Andy Bean (73-74-MC), Phil Blackmar (74-76-MC), Billy Ray Brown (77-71-MC), Brad Bryant (74-72-MC), Howard Clark (75-72-MC), John Daly (78-75-MC), Allen Doyle-A (79-73-MC), David Eger-A (77-74-MC), Brad Faxon (74-73-MC), David Graham (79-76-MC), Hubert Green (77-76-MC), Gary Hallberg (76-70-MC), Todd Hamilton (77-70-MC), Ricky Kawagishi (73-77-MC), Kenny Knox (75-77-MC), Doug Martin (77-72-MC), Blaine McCallister (77-71-MC), Andy North (78-74-MC), Jose Maria Olazabal (75-72-MC), Mark O'Meara (74-72-MC), Craig Parry (75-71-MC), Kenny Perry (73-73-MC), Gene Sauers (78-77-MC), Scott Simpson (76-70-MC), Tom Sieckmann (72-75-MC), Craig Stadler (77-70-MC), Jim Thorpe (75-75-MC), Kirk Triplett (84-66-MC), Mitch Voges-A (87-71-MC), Tom Weiskopf (77-72-MC), Gary Wolstenholme-A (79-77-MC), Richard Zokol (73-75-MC), Jodie Mudd (79-WD), Dave Rummels (74-WD), Bob Tway (76-WD), Lanny Wadkins (71-69-73-DQ).

1991 Memorial Tournament



James Kenneth Perry kept referring to events during the 16th Memorial as “unbelievable,” but never did the superlative seem more apropos than at the finish.

Consider the principal protagonists in essentially a two-man battle down the stretch and into the play-off.

Perry—Only a pair of second-place finishes highlighted his resume for four years and four months on the TOUR. In that time, the 30-year-old Western Kentucky grad had banked 815,000 in prize money; 50th had been his best one-season ranking and he stood 74th for 1991. He'd missed the cut twice and finished 59th in previous Memorial appearances.

Hale Irwin—In his 24th year on TOUR, the 45-year-old former Colorado defensive back included three U.S. Opens among his 19 victories; held ninth place in all-time career money-winnings with 4,268,000; had been better than 50th in single-year earnings 17 times, and Top 10 eight times. He'd won two Memorials, made all 16 cuts and collected 67,000 more prize money than the dollar runner-up.

So, with 71 and 66 finishing rounds respectively, they wind up all even at 273, 15-under par for four tours of the Muirfield Village course, and poised for the Memorial's third-ever play-off. So, on which would you wager the family's rent money?

It took Perry only one hole to prove you wrong.

But let's set the stage.

Perry soared from a 17th place tie at 18 holes (70) to a three-stroke lead at 36 with the most spectacular round in the Memorial's 16 stagings: a course and tournament record 9-under-par 63 that included a hole-in-one and eight birdies — three of them to start the round and the other five in a stretch from No. 8 through 15.

“It was just unbelievable,” he marveled. “I’ve never had so many balls go in the hole.” Of the three-birdie opening, he insisted “a start like that is unbelievable.” Of the hole-in-one on No. 16: “It was unbelievable when that shot went in . . . hit about 20 feet in front of the pin, bounced once and rolled like a putt into the cup.”

Through No. 15, he'd holed birdie putts of 40, 30, 12, 18, 20, 25 and six feet, and one two-incher. For the record, his ace was only the second ever recorded on the 194-yard No. 16 (Loren Roberts bagged the first in 1990).

“Things like today just happen,” Perry decided. “Unbelievable!”

He scrambled some in Saturday's four-birdie, one-bogey round, which cynics mistakenly read as the beginning of a pressure slide by a non-winner. But he saved par out of the bunker at No. 18 for the 69 and 14 under par 202, wielding the putter only 25 times for the second straight day.

First round leader Corey Pavin, a winner in Atlanta the previous week (his second win of 1991), trailed by two after a six-birdie 67, and two marquee names joined the hunt: Irwin, with a sizzling 65 to share third with Ted Schulz (67) at 207, and Tournament Founder Jack Nicklaus with a 69 for 208.

Hale birdied seven of the last 12 holes and three of the last four Saturday — eight for the round — and followed Friday's birdie-

birdie-eagle string on Nos. 8-9-10 with birdie-birdie-birdie-birdie on Nos. 7 through 10, concluding that “I scored and played today about as well as I can.”

Riding that hot streak, Irwin, with 30 scores of par or better in 63 Memorial rounds, entered Sunday's showdown as the favorite. Nicklaus, who had played his last 46 holes with only a single bogey and 9-under-par, and Pavin, the year's leading money winner, were close second choices.

But Perry, the outsider, survived all the final round heat to collect the Memorial Trophy and the big slice of the 1.2 million plus payoff, a gutsy performance that, in the process, earned him the admiration of his fellow competitors and of Muirfield's largest ever gallery. The 216,000 was only 63,000 less than his combined checks from his 23 tournaments in all of 1990.

Swinging along at a steady 1-under par through Sunday's first eight holes, Perry dunked his 8-iron into the creek at No. 9 for double bogey, but still held a stroke edge over the charging Irwin (239-240).

Irwin's birdie on No. 12 created a tie and he edged ahead with a birdie at No. 15. It was the first time Perry had been out of the lead, but he didn't stay down long. Playing in the following two-some, he matched Irwin's birdie on No. 15 and scrambled back on top with a 4-foot birdie putt at No. 16.

Perry's miss of a 5-foot par putt on No. 17, and Irwin's par, created another deadlock and neither could manage a tie-breaking birdie at No. 18. And talk about pressure: Irwin threw six birdies at Perry on holes 7 through 15 while the gallery roared, and one-putted 10 of his last 11 holes.

As Irwin's run became a stretch dash, Perry said, “I kept telling myself, ‘Do NOT look at the scoreboard!’”

All even, they — and the fever-pitch gallery headed for No. 15, with the defending U.S. Open champion again expected to prevail in this ultimate wood to iron to putter showdown.

But Irwin's drive on the first extra hole caromed off a tree at the right side of the fairway and came to rest in the left rough. Still short of the green with his second, he wedged to the left fringe; a chip for birdie rolled six feet past the cup, and the comeback putt missed.

The outcome became almost anti-climactic. Perry unleashed a perfect drive and a powerful 2-iron to the back of the green, 30 feet from the pin. His eagle putt died a foot short. “Way to hang in there, kid,” said Irwin, as Perry holed out for a birdie.

“I hit a lot of good, solid shots down the stretch,” said Perry, the first player in 16 years to make the Memorial Tournament his first TOUR career win. “It really means a lot to me to know I can do it.”

Irwin, loser to Roger Maltbie in the Memorial's first playoff (1976), tied Scott Hoch's 36-hole tournament record with his back-to-back 65-66=131 in the third and fourth rounds.

Pavin finished third at 275, four shots ahead of Craig Stadler and Mike Hulbert. Nicklaus, forced to gamble in an effort to make up ground, slipped to a 74=282, one apace Scott Simpson, who had the last day's best round, a 65.

Given mostly ideal weather, the pros shattered the Memorial record for under-par rounds with 138, 36 more than the previous high set in 1980. Paul Azinger tied a tournament record with nine birdies in the third round and Hal Sutton's 10 consecutive fours (2 through 11) also equaled a tournament best.

Tuesday's “Twin Skins Game” was played in 90-degree temperatures and the first two rounds of the Memorial in the 80's, each time with welcome sunshine. A light rain fell as Friday's round was being completed — the first precipitation at Muirfield in weeks — and lightning in the area, accompanied by misty rain, caused more than an hour delay Saturday morning and sent the field away in threesomes and from both tees.

Sun and summer-like temperatures returned for Sunday.

1991 Memorial Tournament Results

Dates: May 16 – 19, 1991

Purse: \$1,200,000

Par: 36-36 = 72

Yardage: 7,104

Leaders: First Round – Corey Pavin shot a 6-under par 66 and led by one stroke over Dave Rummells. Fuzzy Zoeller and Tom Watson were tied for third place at 4-under par 68. **Second Round** – Kenny Perry set a course record with a 9-under par 63, breaking the old mark by a stroke; his total of 11-under par 133 gave him a three-stroke lead over Chip Beck. Pavin and Zoeller were tied for third place at 7-under par 137. **Third Round** – Perry added a 69 for a 14-under par 202. Pavin had a 67 for a 12-under par 204. Hale Irwin (65) and Ted Schulz (67) were tied at 9-under par 207.

Cut: 78 players from a field of 103 at four-over-par 148.

Weather: Warm and humid Thursday and Friday. On Saturday, early morning thunderstorm forced change in starting times, from pairs starting at 7:30 to threes off both tees starting at 10:05 a.m. Mostly sunny on Sunday.

1. Kenny Perry	70-63-69-71-273	\$216,000.00	Bruce Lietzke	69-74-74-72-289	4,560.00
(won playoff with birdie on first extra hole)			Buddy Gardner	73-73-70-73-289	4,560.00
2. Hale Irwin	73-69-65-66-273	129,600.00	Brian Tennyson	70-74-72-73-289	4,560.00
3. Corey Pavin	66-71-67-71-275	81,600.00	Mark Calcavecchia	73-71-72-73-289	4,560.00
4. Mike Hulbert	73-67-72-67-279	52,800.00	Kenny Knox	71-71-73-74-289	4,560.00
Craig Stadler	71-70-70-68-279	52,800.00	David Peoples	70-73-72-74-289	4,560.00
6. Ian Baker-Finch	69-73-69-69-280	41,700.00	Fulton Allem	75-67-72-75-289	4,560.00
Chip Beck	70-66-74-70-280	41,700.00	Davis Love III	72-74-68-75-289	4,560.00
8. Larry Mize	72-69-73-67-281	30,000.00	48. Peter Persons	76-71-72-71-290	3,016.00
David Frost	69-71-73-68-281	30,000.00	Curtis Strange	72-71-76-71-290	3,016.00
John Cook	72-72-69-68-281	30,000.00	Bill Sander	74-74-70-72-290	3,016.00
Jay Don Blake	69-71-72-69-281	30,000.00	Dan Halldorson	75-72-70-73-290	3,016.00
Andy Bean	69-69-72-71-281	30,000.00	Robert Gamez	74-72-70-74-290	3,016.00
Doug Tewell	69-69-72-71-281	30,000.00	Chris Perry	71-71-74-74-290	3,016.00
Ted Schulz	69-71-67-74-281	30,000.00	54. Bobby Wadkins	71-73-76-71-291	2,748.00
15. Fuzzy Zoeller	68-69-75-70-282	20,400.00	Wayne Levi	73-73-73-72-291	2,748.00
Tom Watson	68-73-70-71-282	20,400.00	Gil Morgan	73-73-73-72-291	2,748.00
Jack Nicklaus	71-68-69-74-282	20,400.00	Larry Nelson	72-71-76-72-291	2,748.00
18. Scott Simpson	76-71-71-65-283	16,800.00	58. Dan Forsman	75-72-72-73-292	2,652.00
Billy Andrade	69-71-71-72-283	16,800.00	Ken Green	70-72-77-73-292	2,652.00
Dave Rummells	67-74-68-74-283	16,800.00	Bob Wolcott	76-72-70-74-292	2,652.00
21. Steve Pate	69-75-72-68-284	13,920.00	Robert Wrenn	74-71-70-74-292	2,652.00
John Huston	74-69-70-71-284	13,920.00	62. Brad Faxon	72-71-74-76-293	2,592.00
23. Bob Tway	69-70-74-72-285	11,040.00	63. Jim Hallet	72-72-75-75-294	2,568.00
Fred Funk	76-68-69-72-285	11,040.00	64. Jay Haas	73-75-71-76-295	2,544.00
Tom Purtzer	71-69-71-74-285	11,040.00	Allen Doyle - A	72-71-77-75-295	–
Paul Azinger	72-71-67-75-285	11,040.00	66. Phil Blackmar	77-71-75-73-296	2,496.00
27. Greg Norman	71-75-69-71-286	9,060.00	Bob Estes	75-70-76-75-296	2,496.00
Lanny Wadkins	72-70-73-71-286	9,060.00	Bart Bryant	75-70-72-79-296	2,496.00
29. Peter Jacobsen	73-72-72-70-287	7,465.72	Phil Mickelson - A	75-71-77-73-296	–
Joey Sindelar	73-69-75 70-287	7,465.72	70. Steve Jones	77-71-76-73-297	2,436.00
Brian Claar	73-70-74-70-287	7,465.72	Mike Smith	76-70-75-76-297	2,436.00
Hal Sutton	75-69-73-70-287	7,465.71	72. Morris Hatalsky	73-74-75-76-298	2,400.00
Nolan Henke	71-72-74-70-287	7,465.71	73. Mike Reid	71-76-77-75-299	2,364.00
Scott Hoch	73-71-72-71-287	7,465.71	Billy Ray Brown	77-71-72-79-299	2,364.00
Loren Roberts	73-69-73-72-287	7,465.71	75. Bob Eastwood	74-74-74-79-301	2,316.00
36. Payne Stewart	79-68-72-69-288	6,030.00	Keith Clearwater	73-71-78-79-301	2,316.00
Jim Gallagher, Jr.	69-70-74-75-288	6,030.00	77. Rick Gibson	73-75-82-76-306	2,280.00
38. Jay Delsing	69-76-75-69-289	4,560.00	78. John Daly	74-74-83-83-314	2,256.00
Mark McCumber	74-73-71-71-289	4,560.00			

Tommy Armour III (74-77-MC), Bill Britton (78-75-MC), Mike Donald (79-70-MC), Ed Dougherty (76-73-MC), David Graham (79-75-MC), Hubert Green (74-77-MC), Ricky Kawagishi (73-76-MC), Bob Lohr (71-78-MC), Andrew Magee (78-74-MC), Jeff Maggert (71-80-MC), Roger Maltbie (84-75-MC), Billy Mayfair (82-69-MC), Rocco Mediate (75-74-MC), John Morse (76-77-MC), Jodie Mudd (72-77-MC), Rolf Muntz (84-77-MC), Andy North (76-84-MC), Jerry Pate (78-73-MC), Steven Richardson (75-74-MC), Eduardo Romero (78-76-MC), Gene Sauers (77-77-MC), Tom Sieckmann (79-74-MC), Jim Thorpe (75-76-MC), Scott Verplank (76-80-MC), Mark Wiebe (75-75-MC).

1990 Memorial Tournament



The other shoe finally dropped.

The Memorial Tournament had been tormented by more than its share of unfavorable weather, but in the first 14 years, it had experienced only one postponement, the final round in 1977. It was completed Monday morning.

Thirteen years later, it suffered its first cancellation of a fourth round, unfortunately reducing the 1990

competition to 54 holes.

Ten of Muirfield's 18 holes were judged unplayable at approximately 1 p.m. Sunday, after host Jack Nicklaus and PGA TOUR Executive Director of Tournament Administration David Eger inspected the course.

Greg Norman thus became the automatic champion of the 15th Memorial Tournament that had, Nicklaus suggested, a different kind of "sudden death" finish.

Greg was on the practice tee when Payne Stewart came by with word of cancellation.

"I was hitting my 3-iron, getting ready to play," he explained.

Norman had finished the third round with a one stroke lead over Stewart and obviously that's how they went into the record books: Norman with 73-74-69 – 216, even par, to Stewart's 74-74-69 – 217.

Ironically, Norman was unaware that he had moved into first place in Saturday's third round until he heard it on the 11 o'clock television news. When the Australian "Shark" left Muirfield, Fred Couples appeared to have a "safe" lead.

The 180,000 first place check elevated Norman to No. 1 on the PGA TOUR Money List at that point with 761,438 and represented his ninth win in the U.S. and 61st worldwide.

Because he'd had likely victories snatched away by opponents' great strokes an incredible number of times, someone suggested that Lady Luck was evening the score in his favor.

"It's a good break," Greg agreed, of winning without teeing it up in the final round, "but I don't want to say this is one I got back, because I don't think it works that way. You can never make up for something that's gone."

Couples knew the wisdom of that last observation, even more acutely. He was the Memorial's hard luck guy.

He produced one of the tournaments most remarkable feats in an opening round played in what Norman correctly termed "British Open weather." The temperature dipped into the mid-50s, with wind gusts 20 to 37 miles per hour, prompting Couples, Norman and others to don ski caps and heavy gear.

Tournament veterans likened the conditions to "Ferocious Friday" in 1979. However, that earlier day retained its "worst" title because it included rain and a 13-degree wind chill factor as additional challenges.

Couples' round came close to duplicating the all-time classic fashioned by Tom Watson on that second day in '79. Each overcame the elements with a three-under par 69, but Watson carved out three birdies and 15 pars, while Couples' awesome card showed four birdies and a bogey.

Watson's miracle round left him four strokes ahead of the field (after 36), Couples also led by four (after 18), the only pro to better par. He ran down putts of 15 feet at Nos. 5 and 9 and a 10-footer at 13, before a misstep at 14. He evened that with a 20-foot birdie at 17. He hit wedges into greens on Muirfield's 10

par-four holes.

Norman, among seven players in second place at 73, claimed "the score Freddie shot is like a 62 on an average day."

The field averaged 78.792, which broke the high-scoring record of 78.738 set on that 1979 Friday.

Couples remained the only player among the 107 competitors to complete the second round under par, despite four bogeys in the last seven holes – the last two included. Even with a 74, he was at 143, a stroke apace 1987 Memorial Champion Don Pooley and four up on Norman.

"That 69 set me up for the week," he decided.

The wind slowed to 13 mph and the temperature edged up into the 60's, but the field still found Muirfield a stubborn test, averaging 75.763. That was the third highest in 15 Memorials.

"If I shoot another 74, I won't be out of it at all," Couples predicted. He didn't shoot 74, although Pooley said "he was cruising" for the first 10 holes. He had held his lead at four strokes with a two under par 34 front nine.

The struggle began with bogeys at Nos. 11, 14 and 16, and disaster struck at 18. Couples pulled his tee shot into the left rough and it evidently finished in the creek, because the ball was never found. "We looked for it five minutes," Pooley attested.

Couples took a drop, landed short of the green in the rough, chipped strong and two-putted for double bogey six and 74–218, eventually good for a third place tie with Pooley, Brad Faxon and Brooks at 218 each.

Meanwhile, Norman, the TOUR leader in scoring average at 67.43, kicked his game into higher gear for a 69–216 and the lead. Stewart, trying for his third TOUR win in five weeks, matched Norman's card to grab second place at 69–217.

Norman turned at par and made birdies on Nos. 11, 14 and 17 for what eventually would be the victory. He also birdied Nos. 1 and 5, but his save of the day came at No. 18, after his four iron second shot had buried in the face of the bunker.

"I went from a 5 to a 4 for the approach and I still came up short," he explained. "This is a very deceptive hole."

He blasted out to 10 feet and made the putt, confessing "I was very happy to walk away with a four there."

It seemed important at the time, because it elevated him to the lead. But the par loomed larger and larger as the rain fell, starting times moved back and final round play grew tenuous through Sunday morning.

Stewart even had that in mind during Saturday's round.

"I was trying to get up there because there was a possibility we wouldn't play Sunday," he explained after sinking two 15-foot putts, a 14 and a 6-footer for birdies.

"I feel sorry for Freddie and what happened to him yesterday," said Norman after Sunday's cancellation and the traditional 18th green presentation ceremonies. "But that's just the way the cookie crumbles, I suppose."

PGA TOUR officials delayed as long as possible before canceling the final round because of the bad weather. Eger said that TOUR policy favored termination of play as of 54 holes, rather than postponement of an entire round to Monday. Had a sudden-death playoff for the title been necessary, it would have been held Sunday afternoon on selected holes.

Though conditions weren't ideal on any day, a surprising number of notable shots were recorded.

Loren Roberts scored the first-ever hole in one on the 194-yard No. 16 using a 7-iron. The three other par-threes had been aced in previous Memorials.

No. 3, a 392-yard par four, yielded eagles on three consecutive days. Payne Stewart holed a pitching wedge in the first round; John Cook had the second round eagle and Bill Glasson the third round deuce. Stewart also eagled the 531-yard par 5 No. 5 in the opening round.

The 36-hole cut came at 157, matching the all-time high set in 1979.

1990 Memorial Tournament Results

Dates: May 10 – 13, 1990

Purse: \$1,000,000

Par: 36-36 = 72

Yardage: 7,106

Leaders: First Round – Fred Couples shot a 3-under par 69 and led by four strokes over seven players (Corey Pavin, Hale Irwin, Lanny Wadkins, Greg Norman, Don Pooley, Peter Persons, and Jay Delsing). **Second Round** – Couples added a 74 for a 1-under-par 143 and led by one stroke over Pooley. Delsing was third at 1-over-par 216. **Third Round** – Norman (69) moved in front at even par 216. Payne Stewart was at 217. Couples, after double bogey at the last, along with Pooley, Brad Faxon and Mark Brooks, were at 218.


Cut: 73 players from a field of 106 at 13-over-par 157.

Weather: Thursday, winds gusting to 40 mph and temperatures close to 50 degrees. **Friday**, warmer with less wind, 8-to-10 mph with some stronger gusts. **Saturday**, rain and cold. Play suspended 1:20 p.m. and resumed at 3:35 p.m. **Sunday**, heavy morning rain forced suspension of start of play until 11:15 a.m. using both tees. Rescheduled for 1:15 p.m. start and then cancelled at 1:10 p.m.; called official tournament after 54 holes.

1. Greg Norman	73-74-69-216	\$180,000.00	38. Bill Britton	81-74-72-227	4,300.00
2. Payne Stewart	74-74-69-217	108,000.00	Mike Hulbert	82-75-70-227	4,300.00
3. Mark Brooks	76-70-72-218	48,000.00	Wayne Levi	78-73-76-227	4,300.00
Fred Couples	69-74-75-218	48,000.00	Bruce Lietzke	80-71-76-227	4,300.00
Brad Faxon	77-69-72-218	48,000.00	Mike Reid	82-72-73-227	4,300.00
Don Pooley	73-71-74-218	48,000.00	43. Dave Barr	78-76-74-228	2,922.00
7. Peter Jacobsen	76-72-71-219	32,250.00	Billy Ray Brown	77-78-73-228	2,922.00
Bill Sander	75-72-72-219	32,250.00	Mike Donald	81-72-75-228	2,922.00
9. Paul Azinger	74-73-73-220	26,000.00	Jim Gallagher, Jr.	77-77-74-228	2,922.00
Bill Glasson	78-71-71-220	26,000.00	Kenny Knox	76-78-74-228	2,922.00
Gil Morgan	79-72-69-220	26,000.00	David Peoples	75-76-77-228	2,922.00
Steve Pate	75-75-70-220	26,000.00	Kenny Perry	77-75-76-228	2,922.00
13. Mark Wiebe	79-70-72-221	19,333.34	Hal Sutton	79-78-71-228	2,922.00
Hale Irwin	73-74-74-221	19,333.33	Jim Thorpe	79-78-71-228	2,922.00
Ricky Kawagishi	75-72-74-221	19,333.33	53. Curt Byrum	76-78-75-229	2,293.34
16. John Cook	77-69-76-222	14,500.00	John Mahaffey	84-73-72-229	2,293.34
Dan Forsman	79-71-72-222	14,500.00	Fulton Allem	76-74-79-229	2,293.33
Davis Love III	77-74-71-222	14,500.00	Andy Bean	77-75-77-229	2,293.33
Larry Mize	81-70-71-222	14,500.00	Scott Hoch	79-74-76-229	2,293.33
Lanny Wadkins	73-76-73-222	14,500.00	Brian Tennyson	78-75-76-229	2,293.33
Tom Watson	77-74-71-222	14,500.00	59. Hubert Green	77-75-78-230	2,180.00
22. Jay Delsing	73-72-78-223	10,000.00	Andrew Magee	80-74-76-230	2,180.00
Bob Eastwood	76-75-72-223	10,000.00	Jerry Pate	80-76-74-230	2,180.00
Ray Floyd	78-73-72-223	10,000.00	Chris Perry	77-78-75-230	2,180.00
Curtis Strange	80-70-73-223	10,000.00	Leonard Thompson	77-75-78-230	2,180.00
26. Tommy Armour III	76-78-70-224	7,550.00	64. David Frost	79-78-74-231	2,090.00
Ian Baker-Finch	74-74-76-224	7,550.00	Jay Haas	77-78-76-231	2,090.00
Jack Nicklaus	78-73-73-224	7,550.00	Dave Rummells	80-76-75-231	2,090.00
Corey Pavin	73-76-75-224	7,550.00	Ted Schulz	78-76-77-231	2,090.00
30. Mark Lye	78-78-69-225	6,650.00	68. Chip Beck	78-75-79-232	2,010.00
Scott Verplank	77-77-71-225	6,650.00	Robert Gamez	81-75-76-232	2,010.00
32. Billy Andrade	79-73-74-226	5,533.34	Mark O'Meara	78-77-77-232	2,010.00
Andy North	75-75-76-226	5,533.34	Tom Weiskopf	80-76-76-232	2,010.00
Billy Mayfair	78-77-71-226	5,533.33	72. Tom Byrum	78-75-80-233	1,960.00
Peter Persons	73-77-76-226	5,533.33	73. Keith Clearwater	82-73-82-237	1,940.00
Scott Simpson	81-73-72-226	5,533.33			
Craig Stadler	77-74-75-226	5,533.33			

Jim Carter (79-83-MC), Clark Dennis (87-79-MC), David Edwards (82-76-MC), David Graham (80-80-MC), Donnie Hammond (87-75-MC), John Huston (78-80-MC), Mark James (83-79-MC), Steve Jones (81-78-MC), Sandy Lyle (79-80-MC), Rocco Mediate (82-84-MC), Chris Patton (84-81-MC), Tom Purtzer (85-74-MC), Loren Roberts (84-81-MC), Clarence Rose (84-74-MC), Jim Simons (80-86-MC), Joey Sindelar (76-82-MC), Mike Sullivan (83-76-MC), Bob Tway (75-83-MC), Stan Utley (84-78-MC), Bobby Wadkins (78-84-MC), Wayne Westner (83-82-MC), D.A. Weibring (84-76-MC), Willie Wood (84-79-MC), Robert Wrenn (83-81-MC), Fuzzy Zoeller (77-81-MC), Mark Calcavecchia (88-WD), Ken Green (82-WD), Larry Nelson (82-WD), Gene Sauers (83-WD), Tim Simpson (85-WD), Jeff Sluman (85-WD), Mark McCumber (88-DQ).

1989 Memorial Tournament



Robert Raymond Tway is an Oklahoman, but his golfing “clutch” seems to kick in best in Ohio.

He holed out of a bunker on the 72nd hole at Inverness in Toledo to beat Greg Norman in a tense battle for the 1986 PGA Championship.

He didn’t hole out in an exciting duel with Fuzzy Zoeller for the 1989 Memorial Tournament title, but he uncorked three of the

most memorable golf shots played in the tournament’s first 14 years.

Zoeller, with a chance to become the first wire-to-wire winner, led by one shot entering the final round, but Tway pulled ahead at No. 11 with a 3-foot birdie putt, while Zoeller’s sand trouble cost him a bogey.

They traded places on the No. 12 lake hole, Tway doing the bunker thing and Zoeller landing his tee shot three feet from the cup to set up a birdie. Tway gained a tie on No. 13 with a 35-foot birdie putt – not exactly a routine stroke – and forged in front with the first of his truly spectacular shots.

On the 490-yard No. 15, he nestled a nine-iron within six inches of the cup for a tap-in birdie and a one shot margin, but Zoeller again squared the “match” with a 20-foot birdie on the 204 yard No. 16.

Tway then outdid his No. 15 approach, settling a 7-iron shot within two inches of the hole on No. 17 to again enjoy a stroke advantage.

“Normally, in a day, you don’t hit two shots that close,” he confessed. “I was a little bit lucky to do that. But I hit good shots.”

But he wasn’t through dazzling the huge, and by now, bedazzled gallery. His 3-wood tee shot on No. 18 hit a tree that guards the dogleg right of the fairway and this time he really WAS lucky. The ball bounced back into the fairway, although still with the tree in his flight line.

Tway hooked a 5-iron approach around the tree and onto the green, 25 feet to the upper right. Zoeller played his second 14 feet from the flag. So the drama still lived: a likely two-putt and a birdie and it’d be off on the Memorial’s third-ever playoff.

But Tway canceled extra innings. “I was just trying to lag it down and two-putt,” he explained later. But the ball curled unerringly into the cup. It was his 277th stroke (71-69-68-69), while Zoeller’s miss for birdie, purely academic, left him at nine-under par 279 (69-66-72-72).

“I kind of forgot what it felt like to win,” Tway confessed. “It’s awesome. It’s been three years since I won the PGA in Toledo and people have been hounding me about what’s wrong with me.”

“I thought this was my week,” confided Zoeller, “but it wasn’t. I played well, but just not well enough. He had some good bounces, but I had my share of good bounces the first three days. I’m not disappointed.”

Smiling, he gave Tway a “high-five” as they passed on the eighth

teenth green, a sporting gesture typical of the popular Fuzzy and one likely to be remembered by the gallery—which had already experienced a lot to remember.

Although the 1989 Memorial came down to essentially a two-man duel, an unusual number of challengers kept the leaderboard exciting. Payne Stewart fired the best round of the Tournament, a six-under-par 65, and trailed Zoeller and Tway by only a stroke after No. 14. He eagled No. 5 and posted birdies on Nos. 7-8-9-11-14, before cooling off to a third place finish at 281.

Mark Calcavecchia birdied the last three holes of the front nine to edge within a stroke of the lead, but wound up in a tie for fourth (283) with Bruce Lietzke, whose birdies on Nos. 4-5-6 put him within two of the front-runners. Mark O’Meara came within two of the top with a birdie at No. 12, but bogeys dropped him into a tie with Scott Verplank for sixth (284).

Zoeller’s 36-33-69 was the only sub-70 effort in the first round, played in rain and wind gusting up to 23 mph. He birdied No. 18 to gain a stroke lead over Stewart and Fred Couples. Tway was at 71, while host Jack Nicklaus matched par and defending champion Curtis Strange bogeyed the first four holes enroute to a 78.

Zoeller threatened to run away and hide in the second round, leaping ahead by five strokes with a six-under par 66 for 135. He nailed nine birdies, tying the Memorial record held by Tom Weiskopf, Dan Halldorson, Hal Sutton, Bobby Wadkins and Strange. For the first two rounds, Fuzzy had 15 birdies, including seven on Muirfield’s four par-5’s.

Tway and former champion Ray Floyd trailed at 140, along with Calcavecchia, who birdied 4-5-6-7-8 and hung a putt on the lip at No. 9, Nicklaus needed a 5-foot putt on No. 18 to make the 150 cut score. Strange rebounded with a 69 (147), but the big turnaround belonged to Jim Hallet: 81-69.

Zoeller ended the third round with chip-in fireworks of his own. His 6-iron approach on No. 18 landed on the green, but spun back off and rolled 10 yards into the fairway. His wedge from 45 feet cleared a bunker, bounced twice and rolled into the cup, providing him with a one-stroke lead (207-208) over Tway. Lietzke and Couples stayed within striking distance at 212 and Floyd and Calcavecchia were at 213.

The Zoeller-Tway duel actually started on Saturday. Tway’s two birdies in the first seven holes brought him to within three and he pulled even on No. 8 when Zoeller had a sand disaster. Fuzzy’s tee shot on the 189 yard hole nestled against the back lip of the left bunker, forcing him to wedge to another part of the bunker rather than go for the green.

“I have never had a shot like that,” he decided. He blasted out to within four feet of the cup and missed the putt for double bogey (he went bunker to bunker for a bogey at No. 8 on Sunday).

Tway rolled in a 15-foot putt for a deuce and a tie, then jumped one ahead with a 10-foot birdie on No. 14. Zoeller pulled even with a birdie on No. 15 and was back on top after the chip-in.

Tway’s string of bogey-less holes ended at 51 when he three-putted No. 2 in the final round.

The central Ohio area’s third-wettest spring since 1888 created problems for the 1989 Tournament, played two weeks earlier than the previous 13 Memorials. The Muirfield course held up amazingly – probably better than almost any other venue – but rains Thursday and Friday, accompanied by unusually cold temperatures, caused TOUR officials to allow players to clean and place in the fairways for the final two rounds.

1989 Memorial Tournament Results

Dates: May 11 – 14, 1989

Purse: \$1,004,290

Par: 36-36 = 72

Yardage: 7,104

Leaders: First Round – Fuzzy Zoeller shot 3-under par 69 and led by one stroke over Payne Stewart and Fred Couples. **Second Round** – Zoeller added a six-under par 66 for a 9-under par total of 135. Ray Floyd, Bob Tway and Mark Calcavecchia were five strokes back at 4-under par 140. **Third Round** – Zoeller pitched in for birdie at the final hole for an even-par 72 and total of 9-under par 207. Tway, after a 68, was one stroke behind at 208. Couples and Bruce Lietzke were at 212.


Cut: 70 players from a field of 117 at 6-over-par 150.

Weather: Thursday, mostly sunny but cold. **Friday**, rain off-and-on all day. **Saturday**, due to overnight rains, start delayed from 7:38 in pairs to 11:10 in threes off Nos. 1 & 10 tees. **Sunday**, heavy fog delayed start from 8:49 in pairs to 9:45 in threes; mostly sunny thereafter.

1.	Bob Tway	71-69-68-69-277	\$160,000.00	Peter Jacobsen	75-73-74-70-292	6,115.72
2.	Fuzzy Zoeller	69-66-72-72-279	96,000.00	Hale Irwin	76-70-74-72-292	6,115.71
3.	Payne Stewart	70-73-73-65-281	60,440.00	Billy Mayfair	72-74-73-73-292	6,115.71
4.	Mark Calcavecchia	72-68-73-70-283	40,835.00	Paul Azinger	73-73-73-73-292	6,115.71
	Bruce Lietzke	73-70-69-71-283	40,835.00	Mike Reid	72-75-71-74-292	6,115.71
6.	Scott Verplank	72-73-69-70-284	32,610.00	41. Sandy Lyle	76-73-73-71-293	5,100.00
	Mark O'Meara	75-68-72-69-284	32,610.00	Ben Crenshaw	73-76-72-72-293	5,100.00
8.	David Frost	75-71-72-67-285	26,610.00	Davis Love III	75-75-70-73-293	5,100.00
	Scott Hoch	72-76-69-68-285	26,610.00	Mike Sullivan	72-74-74-73-293	5,100.00
	Larry Nelson	72-72-72-69-285	26,610.00	45. Jim Hallett	81-69-73-71-294	4,265.00
	Ray Floyd	73-67-73-72-285	26,610.00	Ian Baker-Finch	74-74-74-72-294	4,265.00
12.	Tom Byrum	76-71-72-68-287	19,722.50	Brad Bryant	71-78-72-73-294	4,265.00
	Donnie Hammond	72-70-75-70-287	19,722.50	John Huston	72-77-72-73-294	4,265.00
	Greg Norman	75-68-73-71-287	19,722.50	Larry Rinker	74-70-74-76-294	4,265.00
	Dave Rummells	72-72-72-71-287	19,722.50	Andrew Magee	76-72-69-77-294	4,265.00
16.	Larry Mize	72-74-73-69-288	15,056.00	51. Howard Clark	79-71-75-70-295	3,842.50
	Corey Pavin	71-74-73-70-288	15,056.00	Tony Johnstone	75-73-74-73-295	3,842.50
	Dave Barr	74-72-72-70-288	15,056.00	Gene Sauers	78-71-70-76-295	3,842.50
	John Mahaffey	74-75-67-72-288	15,056.00	Bob Lohr	77-70-71-77-295	3,842.50
	Fred Couples	70-72-70-76-288	15,056.00	55. Nick Faldo	75-75-73-73-296	3,740.00
21.	Mark Wiebe	71-75-75-68-289	11,680.00	Tom Kite	77-71-76-72-296	3,740.00
	David Edwards	71-73-73-72-289	11,680.00	Tommy Armour III	74-75-74-73-296	3,740.00
	Curtis Strange	78-69-69-73-289	11,680.00	D.A. Weirbring	73-73-75-75-296	3,740.00
24.	Lanny Wadkins	77-73-69-71-290	8,921.67	59. Bob Gilder	75-75-74-73-297	3,680.00
	Kenny Knox	71-76-72-71-190	8,921.67	Fulton Allem	75-73-78-71-297	3,680.00
	Tim Simpson	73-74-71-72-290	8,921.67	Robert Wrenn	76-74-69-78-297	3,680.00
	Craig Stadler	77-71-69-73-290	8,921.67	62. Loren Roberts	74-74-74-76-298	3,640.00
	Clarence Rose	75-74-67-74-290	8,921.66	63. Rocco Mediate	76-72-79-72-299	3,620.00
	Keith Clearwater	71-74-70-75-290	8,921.66	64. Scott Simpson	78-72-75-75-300	3,600.00
30.	Johnny Miller	73-72-77-69-291	7,367.50	Morris Hataalsky	71-77-72-80-300	3,600.00
	David Ogren	73-76-72-70-291	7,367.50	66. Bill Glasson	72-78-76-75-301	3,570.00
	Ed Fiori	73-73-74-71-291	7,367.50	67. Jack Nicklaus	72-78-77-75-302	3,550.00
	Wayne Grady	73-73-70-75-291	7,367.50	68. Doug Tewell	77-72-78-76-303	3,540.00
34.	Brad Faxon	77-73-75-67-292	6,115.72	69. Mike Donald	75-75-76-78-304	3,520.00
	Jim Carter	71-79-72-70-292	6,115.72			

Isao Aoki (76-75-MC), Andy Bean (77-80-MC), Chip Beck (80-72-MC), Jim Benepe (85-80-MC), Phil Blackmar (74-78-MC), Jim Booros (82-79-MC), Mark Brooks (74-78-MC), Brian Claar (80-78-MC), John Cook (77-81-MC), Steve Elkington (77-75-MC), Keith Fergus (76-80-MC), Dan Forsman (82-72-MC), David Graham (81-78-MC), Hubert Green (79-80-MC), Ken Green (74-77-MC), Jay Haas (81-71-MC), P.H. Horgan III (76-76-MC), Mike Hulbert (75-79-MC), Kevin Johnson (83-78-MC), Steve Jones (78-74-MC), Masahiro Kuramoto (74-82-MC), Wayne Levi (78-74-MC), Roger Maltbie (79-73-MC), Blaine McCallister (79-78-MC), Mark McCumber (75-77-MC), Eric Meeks (84-82-MC), Gil Morgan (78-74-MC), Jodie Mudd (79-75-MC), Andy North (79-80-MC), Jerry Pate (77-74-MC), Steve Pate (77-78-MC), Kenny Perry (73-78-MC), Dan Pohl (78-76-MC), Don Pooley (75-76-MC), Nick Price (79-73-MC), Tom Purtzer (78-73-MC), Ted Schulz (76-77-MC), Tom Sieckmann (76-77-MC), Jim Simons (75-79-MC), Joey Sindelar (80-79-MC), Hal Sutton (78-73-MC), Greg Twigg (81-74-MC), Bobby Wadkins (77-78-MC), Tom Watson (78-73-MC), Danny Yates (80-78-MC), Curt Byrum (83-WD), Calvin Peete (77-84-DQ), Jeff Sluman (76-70-74-DQ).

1988 Memorial Tournament



The 1987 Ryder Cup Matches at Muirfield Village produced one monumental residual benefit – another outstanding Memorial Tournament champion.

Curtis Strange, arguably America's premier player in 1985-87-88, had finished 31st, 39th and 35th in the last three Memorials.

As late as 10 days before '88 tee-off time, his name remained in the Memorial's "uncommitted" file.

"You have to skip somewhere," Strange said, after the lowest closing round by a champion (67) had given him a two-stroke victory over a resurgent Hale Irwin and persistent David Frost (274-276).

"When you look at your schedule, in all honesty, you see where you've played well and where you're comfortable and that didn't include the Memorial at one time."

His plan to skip Jack Nicklaus' annual tee party changed for two reasons: 1) he was forced to withdraw from the Colonial the previous week because of a back spasm; and 2) he had come to know a more likeable Muirfield during the Ryder Cup, a Muirfield that appeared likely to reoccur for the Memorial.

"It played so much different (last September) than I'd seen it play in the past," he explained. "I'd never seen it play hard and firm and the greens get real hard and firm. That suits my game. When it gets firm, I get much more comfortable with it."

Muirfield was firm and fast for the '88 Memorial, in contrast with the previous two years. "It was identical to the Ryder Cup conditions," Strange recalled. "Playing in the Ryder Cup helped tremendously to learn and get used to the (fast, firm) course."

"I can drive in these fairways and now the game starts. You just don't grab a 6-iron and bust it up on the green somewhere, you've got to think about what type of shot you're going to hit, where you're going to hit it and where you might leave the ball. The second shot is where the game starts and that's right down my alley."

Strange said "the dominant players have something that stands out . . . length, tremendous putters . . .," but over modestly insisted "if you look at my game – and I've read this too many times – I don't have anything that stands out. Ask what's the strong part of my game and I answer that there are no weaknesses. I don't hit the ball 300 yards down the fairway, I don't hit 2-irons over the clouds and land up on the green soft, so I have to do what I do best: consistency, patience, driving it straight, reaching down in my gut and getting something extra down the stretch. Whatever I can do to gain some advantage, I have to do."

The 33-year-old had it at "gutcheck" time Sunday, after rocketing into contention with a course-record-tying 64 (8-under) in the third round. He kept command in a strong three-man battle and noted a satisfaction afterward "when that heat is on, you find out what you're all about."

He built a 3-stroke lead at 12-under with birdies on Nos. 4 (35-foot putt), 5 and 7 in the fourth round, but tough competitor Irwin, who had led at 36 and 54 holes, fought back to tie Strange

at 11-under after 11 holes and Frost actually grabbed the lead at 12-under with birdies at Nos. 9, 10, and 11.

But Strange fired three birdies in the last seven holes, forging a two-stroke lead with two holes to play. Irwin's chip-in from the rough at No. 18 only gave him a share of second.

Strange's 67 was the best by a champion in 13 Memorials; his 64-67-131 ties Scott Hoch's 1987 tournament record for consecutive 18 holes; and his 274 came within three of Hal Sutton's tournament make of 17 under 271 set in 1986.

"Seventeen under is awfully good," Nicklaus conceded, "but under these conditions, 14-under is an unbelievable score. I'd say the golf course played 6-7 shots tougher (than in 1986)."

"I'd say the 14-under is better than 17-under, absolutely," Irwin declared. "The course played much harder (than 1986)."

Irwin also suggested that Strange "has got to be the best player in the world right now," an estimate that gained greater credence two weeks later when Strange added the U.S. Open to his record of 10 victories in four years.

"To play the way I played the last two days on this (Muirfield) golf course, which is a very, very demanding course, and to win against as good a field as you can probably get is very, very rewarding," decided the Memorial's 13th champion. "When the heat is on, you find out what you're all about. It's fantastic."

On the first of four hot, sunny days, the 102 starters averaged 73.96 strokes, a dramatic indication of Muirfield's more normal (than '86 and '87) challenge. The field averaged 72.299 in '87. Only 20 broke par, compared to 49 in '87.

Peter Jacobsen and John Mahaffey split the lead with 68s, one better than Frost, Jim Hallet, Rocco Mediate, Aki Ohmachi and John Huston. Lanny Wadkins' 69 in 1979 is the highest to lead a first round. Strange was in the pack at 73.

When host Nicklaus missed the 149 cut, Irwin became the only player to qualify in all 13 Memorials. The 1983 champion also became the 36-hole leader with 70-68-138, with Frost, Huston and Tom Kite a stroke back. Strange added a 70 for 143.

Despite an intestinal upset, Irwin managed a second straight 68 for 206 to stay apace Strange – whose 64 included nine birdies – and Frost in the third round. Payne Stewart, with a 67, and Andy Magee shared third at 208. Hoch tied the course record (64) for the second straight year for a 211.

Irwin bogeyed two of the first four holes on Sunday, but rebounded for a 70 that further boosted his morale. After being winless since the '85 Memorial and missing six of 11 cuts in '88 – due to devoting more time to golf course design business than golf, Irwin left Muirfield with "a real positive (feeling) that I can still play."

Frost's 69-276 meant his eighth Top 10 finish in '88 and second runner-up check in a month.

Bobby Wadkins' 31-35-66 was the best closing round, but only for a 287. Jay Haas tied Nicklaus' record of six birdies in a row on No. 4 though No 9 in the final round in a 68 that tied Hoch, Jacobsen, Stewart, Lanny Wadkins and Greg Norman for sixth at 293.

Defending Champion Don Pooley, recovering from pneumonia, slipped to a 296 (272 in '87).

Notable near-misses: Jim Hallet's tee shot hung on the lip at No. 16 in the first round. No. 16 is the only par-3 that has not been aced . . . Norman's 329-yard 3-wood second shot on No. 15 in the third round lipped out. It would have been Memorial's first double-eagle.

1988 Memorial Tournament Results

Dates: May 26 – 29, 1988

Purse: \$930,250

Par: 36-36 = 72

Yardage: 7,104

Leaders: First Round – Peter Jacobsen and John Mahaffey were tied for the lead with 4-under-par 68s. David Frost, Tom Kite, Rocco Mediate, Jim Hallet, John Huston and Aki Ohmachi were tied at 69. **Second Round** – Hale Irwin moved in front after rounds of 70 and 68 for a 6-under-par 138. Kite, Frost and Huston were tied at 139. **Third Round** – Irwin added another 68 for a 10-under-par 206 to lead by one stroke. Curtis Strange equaled the course record with 8-under-par 64 and was tied with Frost for second place at 9-under-par 207.


Cut: 74 players at 5-over-par 149.

Weather: Warm and pleasant every day.

1. Curtis Strange	73-70-64-67-274	\$160,000.00	John Cook	72-73-73-73-291	5,011.67
2. Hale Irwin	70-68-68-70-276	78,220.00	Hal Sutton	75-70-69-77-291	5,011.66
David Frost	69-70-68-69-276	78,220.00	Ed Fiori	73-72-70-76-291	5,011.66
4. John Huston	69-70-72-71-282	39,115.00	41. Robert Wrenn	74-74-72-72-292	3,837.15
Andrew Magee	70-70-68-74-282	39,115.00	J.C. Snead	72-71-76-73-292	3,837.15
6. Lanny Wadkins	79-66-71-67-283	26,880.84	Jeff Sluman	72-71-72-77-292	3,837.14
Jay Haas	72-75-69-67-283	26,880.84	Aki Ohmachi	69-73-72-78-292	3,837.14
Payne Stewart	72-69-67-75-283	26,880.83	Clarence Rose	70-73-74-75-292	3,837.14
Greg Norman	71-74-67-71-283	26,880.83	Bruce Lietzke	76-70-71-75-292	3,837.14
Peter Jacobsen	68-74-72-69-283	26,880.83	Tom Byrum	74-70-73-75-292	3,837.14
Scott Hoch	74-73-64-72-283	26,880.83	48. Bill Sander	76-70-73-74-293	2,977.00
12. Nick Price	74-67-71-72-284	18,970.00	Rocco Mediate	69-75-73-76-293	2,977.00
Paul Azinger	72-69-71-72-284	18,970.00	David Canipe	74-74-74-71-293	2,977.00
Chip Beck	72-76-69-67-284	18,970.00	Ben Crenshaw	75-71-75-72-293	2,977.00
15. Tom Kite	69-70-73-73-285	15,833.34	Buddy Gardner	72-73-71-77-293	2,977.00
Scott Verplank	73-69-68-75-285	15,833.33	53. Joey Sindelar	70-73-74-77-294	2,784.00
Fred Couples	72-72-68-73-285	15,833.33	Mark O'Meara	72-70-80-72-294	2,784.00
18. Mike Hulbert	74-71-72-69-286	14,060.00	Gil Morgan	76-73-73-72-294	2,784.00
19. Bobby Wadkins	71-76-74-66-287	12,283.34	Kenny Knox	76-73-73-72-294	2,784.00
Fuzzy Zoeller	72-70-69-76-287	12,283.33	Jim Hallet	69-79-71-75-294	2,784.00
John Mahaffey	68-73-73-73-287	12,283.33	58. Greg Ladehoff	73-72-76-74-295	2,693.34
22. Craig Stadler	78-71-72-67-288	8,978.34	Denis Watson	76-68-74-77-295	2,693.33
D.A. Weibring	70-75-71-72-288	8,978.34	Wayne Levi	76-72-71-76-295	2,693.33
Mark Wiebe	75-71-70-72-288	8,978.33	61. Bob Tway	74-74-76-72-296	2,647.50
Larry Mize	71-74-70-73-288	8,978.33	Don Pooley	76-72-70-78-296	2,647.50
Steve Pate	70-74-71-73-288	8,978.33	63. Howard Twitty	73-75-72-77-297	2,603.34
Larry Nelson	73-69-72-74-288	8,978.33	Chris Perry	73-74-73-77-297	2,603.33
28. Doug Tewell	74-73-74-68-289	6,758.00	Fulton Allem	70-71-73-83-297	2,603.33
Mark McCumber	74-73-75-67-289	6,758.00	66. Sam Randolph	74-74-74-76-298	2,570.00
Dave Rummells	72-70-74-73-289	6,758.00	67. Curt Byrum	74-75-74-76-299	2,542.50
Tom Purtzer	72-70-73-74-289	6,758.00	Dan Forsman	75-73-74-77-299	2,542.50
Mark Calcavecchia	73-75-71-70-289	6,758.00	69. Steve Jones	74-73-78-75-300	2,515.00
33. Scott Simpson	71-73-69-77-290	5,862.50	70. Richard Zokol	73-75-78-75-301	2,500.00
Roger Maltbie	73-72-70-75-290	5,862.50	Fred Wadsworth	76-73-78-74-301	2,500.00
35. Jay Don Blake	73-76-71-71-291	5,011.67	Johnny Miller	74-74-78-75-301	2,500.00
Donnie Hammond	73-72-74-72-291	5,011.67	73. Tim Simpson	76-73-76-77-302	2,500.00
Gary Koch	73-75-70-73-291	5,011.67			

Dave Barr (77-75-MC), Jim Carter (79-76-MC), Bobby Clampett (85-71-MC), Keith Clearwater (79-74-MC), Rick Fehr (76-77-MC), Bill Glasson (76-75-MC), David Graham (75-77-MC), Hubert Green (76-82-MC), Ken Green (77-81-MC), Gary Hallberg (80-82-MC), Morris Hatafsky (78-73-MC), John Inman (73-79-MC), Bob Lohr (74-83-MC), Davis Love III (74-84-MC), Bob Murphy (75-75-MC), Tommy Nakajima (74-77-MC), Jim Nelford (83-78-MC), Jack Nicklaus (74-76-MC), Andy North (79-85-MC), Mac O'Grady (77-79-MC), Corey Pavin (76-76-MC), Gene Sauers (72-80-MC), Jim Simons (84-74-MC), Chien Soon Lu (71-79-MC), Brian Tennyson (79-75-MC), Jim Thorpe (76-79-MC), Tom Watson (76-76-MC), Roger Mackay (72-75-80-WD), Jodie Mudd (85-WD), Calvin Peete (WD).

1987 Memorial Tournament



By Saturday evening, it appeared that last year's assault on Muirfield was only an opening barrage, not the main attack. During the first three rounds of the 12th Memorial Tournament, scoring records fell like autumn leaves. Jack Nicklaus described his course as "defenseless" and "helpless." As was the case in 1986,

perfect scoring conditions prevailed, most notably the absence of wind.

The pros took full advantage. On each of the first three days the field's scoring average and number of sub-par rounds eclipsed 1986 records. Scott Hoch simply exploded previous marks for 36 holes (131 to Roger Maltbie's 134 in 1982) and 54 holes (198 to Hal Sutton's 203 in 1986); and three players — Hoch, Sutton, and first-round leader Curt Byrum — tied Mark McCumber's single-round tournament and course record of 64.

Finally, on Sunday, the long-awaited winds returned and Muirfield regained some of its dignity. Though Fred Couples joined the 64 crowd, the stroke average for the 77 survivors of a record-tying 146 cut edged .333 over the 1986 low.

Early in the final round, Hoch looked like a runaway winner. He'd gone 55 holes without a bogey, was 18 under par, and held a 4-stroke lead over Don Pooley. But he missed the green on the 2nd hole and chipped poorly for his first bogey of the tournament, was bunkered on three and four for bogeys, and suddenly the usual Sunday scramble was on.

Pooley dropped a birdie putt on four and drew even and admitted, "I was surprised when I made it (the deficit) up so quickly." He dropped back with a bogey on the sixth, but holed a 20-foot birdie on seven to get back even with Hoch, and he led or shared the lead thereafter.

Hoch, David Frost, Denis Watson, Chip Beck and Byrum all kept the pressure on down the stretch, but each faltered, and Pooley won going away with a 15-foot birdie off the fringe at 17 and a gallery pleasing 8-footer on a 70 and a total of 272. Byrum was second at 275, with Hoch, Watson and Beck third at 276. Defending champion Sutton was at 278.

Pooley's 16 under-par total was one over Sutton's Memorial record, and gave him his second title in a dozen years on the TOUR. He won the B.C. Open in 1980.

"I believe the deep satisfaction I feel from winning the Memorial Tournament will last a long time," said the new champion.

Both Pooley and Byrum noted the return of the Muirfield winds. "When the wind swirls like it did today, it's much tougher," said Pooley and Byrum added, of his bogey streak, "I hit the shots exactly the way I wanted, but the wind didn't affect them the way I thought it would."

Rain abbreviated the Pro-Am on Tuesday and a full fledged thunderstorm ended play on Saturday, forcing the leaders to finish their third rounds on Sunday morning before teeing off for the final 18.

1987 Memorial Tournament Results

Dates: May 28 – 31, 1987

Purse: \$912,000

Par: 36-36 = 72

Yardage: 7,104

Leaders: First Round – Curt Byrum shot an eight-under-par 64 to tie the tournament record and take a two-stroke lead over Joey Sindelar. **Second Round** – Scott Hoch added a 64 to his opening round of 67 for a tournament record total of 13-under-par 131. He led by four strokes over Curt Byrum. **Third Round** – Hoch shot a 5-under-par 67 for a tournament record total of 18-under-par 198 and he led by 4 strokes over Don Pooley.

Cut: 77 players at two-over par 146.


Pro-Am: 7,500. Rain forced cancellation of play late in afternoon. Therefore, in the morning segment, Peter Jacobsen's 67 was low and he collected 375. Mark Calcavecchia led the team play 56, 375. All players in the afternoon received equal shares, 144.24.

Weather: Thursday, mostly sunny. **Friday**, cloudy. **Saturday**, heavy rain forced suspension of play at 1:20 p.m. and it was called for the day at 4:45 p.m. with 59 players still on course. Round completed early Sunday morning and then fourth round played in afternoon under cloudy skies.

1. Don Pooley	70-67-65-70-272	\$140,000.00	Ian Woosnam	71-69-73-73-286	3,980.00
2. Curt Byrum	64-71-69-71-275	84,000.00	Jay Haas	71-74-70-71-286	3,980.00
3. Denis Watson	75-66-65-70-276	40,443.34	Gene Sauers	69-72-73-72-286	3,980.00
Chip Beck	70-69-69-68-276	40,443.33	Sam Randolph	71-71-70-74-286	3,980.00
Scott Hoch	67-64-67-78-276	40,443.33	Mark McCumber	71-73-70-72-286	3,980.00
6. Sandy Lyle	69-70-69-69-277	26,038.34	Bobby Wadkins	70-73-72-71-286	3,980.00
David Frost	68-70-70-69-277	26,038.33	46. Tom Kite	69-70-73-75-287	3,021.43
Larry Nelson	69-69-70-69-277	26,038.33	David Graham	68-73-74-72-287	3,021.43
9. John Cook	69-69-72-68-278	19,480.00	Jim Thorpe	70-68-72-77-287	3,021.43
Scott Simpson	68-68-72-70-278	19,480.00	Calvin Peete	71-71-71-74-287	3,021.43
Hal Sutton	74-64-68-72-278	19,480.00	Clarence Rose	75-71-72-69-287	3,021.43
John Mahaffey	69-71-65-73-278	19,480.00	Jose Maria Olazabal	72-74-74-67-287	3,021.43
Craig Stadler	71-67-71-69-278	19,480.00	Jodie Mudd	69-74-73-71-287	3,021.42
14. Tom Watson	67-69-71-72-279	14,950.00	53. Anders Forsbrand	73-72-73-70-288	2,790.00
Ken Green	69-74-68-68-279	14,950.00	54. Howard Clark	72-74-73-70-289	2,710.00
Larry Mize	68-72-69-70-279	14,950.00	Ronnie Black	70-76-70-73-289	2,710.00
17. D.A. Weirbring	71-69-73-67-280	12,222.50	Blaine McCallister	73-69-68-79-289	2,710.00
Dave Rummells	70-70-69-71-280	12,222.50	Steve Pate	74-66-70-79-289	2,710.00
Dan Pohl	71-71-68-70-280	12,222.50	Kenny Knox	68-71-75-75-289	2,710.00
Dave Barr	70-70-69-71-280	12,222.50	Jim Simons	77-69-71-72-289	2,710.00
21. Mac O'Grady	70-70-70-71-281	9,660.00	Roger Maltbie	73-71-71-74-289	2,710.00
Tim Simpson	71-73-69-68-281	9,660.00	61. Mark Calcavecchia	73-70-73-74-290	2,627.50
Joey Sindelar	66-76-70-69-281	9,660.00	Bill Glasson	71-75-74-70-290	2,627.50
24. Fred Couples	71-72-75-64-282	7,793.34	Tom Purtzer	71-75-73-73-291	2,597.50
Fred Wadsworth	68-68-71-75-282	7,793.33	J.C. Snead	72-74-74-71-291	2,597.50
Bruce Lietzke	72-71-72-67-282	7,793.33	65. Bill Kratzert	72-72-72-76-292	2,575.00
27. Hale Irwin	74-72-69-68-283	6,700.00	66. George Burns	73-72-71-77-293	2,552.50
Buddy Gardner	70-72-69-72-283	6,700.00	Jack Nicklaus	73-73-72-75-293	2,552.50
Greg Norman	70-72-69-72-283	6,700.00	68. Ernie Gonzalez	75-70-72-77-294	2,530.00
30. Keith Clearwater	72-72-72-68-284	5,769.00	69. Larry Rinker	72-74-76-73-295	2,505.00
Donnie Hammond	73-72-67-72-284	5,769.00	Roger Davis	72-74-76-73-295	2,505.00
Payne Stewart	74-69-70-71-284	5,769.00	Bob Murphy	74-72-73-76-295	2,505.00
Willie Wood	73-67-69-75-284	5,769.00	72. Pat McGowan	71-72-76-77-296	2,500.00
Mark Hayes	69-75-69-71-284	5,769.00	Dan Forsman	69-71-74-82-296	2,500.00
35. Lanny Wadkins	73-70-71-71-285	4,863.75	74. Lenny Clements	70-76-73-78-297	2,500.00
Johnny Miller	71-73-70-71-285	4,863.75	Ossie Moore	72-73-76-76-297	2,500.00
Ben Crenshaw	71-73-70-71-285	4,863.75	76. Hubert Green	69-73-77-80-299	2,500.00
Curtis Strange	71-73-70-71-285	4,863.75	77. Tom Byrum	74-72-76-78-300	2,500.00
39. Wayne Levi	72-73-72-69-286	3,980.00			

Fulton Allem (75-72-MC), Phil Blackmar (82-77-MC), Gordon Brand (74-76-MC), Danny Edwards (77-74-MC), Steve Elkington (79-72-MC), Brad Fabel (76-77-MC), Rick Fehr (79-75-MC), Ed Fiori (73-77-MC), Ray Floyd (76-74-MC), Dan Halldorson (77-75-MC), Jim Hallet (76-74-MC), Mike Hulbert (79-68-MC), Peter Jacobsen (74-75-MC), Mats Lanner (78-80-MC), Rocco Mediate (74-73-MC), Andy North (75-73-MC), Aki Ohmachi (75-77-MC), Mark O'Meara (78-72-MC), Corey Pavin (79-73-MC), Kenny Perry (75-72-MC), Mike Reid (70-77-MC), Bill Rogers (74-73-MC), Tony Sills (75-72-MC), Jeff Sluman (76-76-MC), Mike Sullivan (80-73-MC), Bob Tway (73-76-MC), Howard Twitty (75-77-MC), Scott Verplank (73-74-MC), Mark Wiebe (74-74-MC), Fuzzy Zoeller (75-73-MC).

1986 Memorial Tournament



Jack Nicklaus and Andy Bean in 1984).

The blond Bayou-bomber also became the first to play Muirfield under 70 in all four rounds (68-69-66-68), illuminating his card with an eagle and 23 birdies. And his winning margin of four strokes – over Don Pooley – constituted another high mark.

The (usual) strong field nailed 1,241 birdies (previous record: 1,022); the stroke average for 356 rounds was 72.145 (previous record: 73.236); there were 80 rounds under 70 (previous record: 36); 161 under par (previous record: 102); and 211 par or better (previous record: 154).

Also, consider that 13 players finished under the previous four-round record (280); that a par card (288) netted only 1,858, compared to the previous low, 3,250; that to make the top 25 (automatically qualifying for next year) a player needed a 283, compared to a 288 for the previous two years; and that the average number of rounds over par was 145, compared to the 10-year average of 238.

Host/course designer Jack Nicklaus provided a new line for the record book too, firing six straight birdies in Sunday's final round (10 through 15), one more than the previous best.

This shocking assault on proud Muirfield (No. 6 in *Golf Digest's* 1986 listing of "America's 100 Greatest Courses") resulted from a combination of factors: (1) pre-Tournament rains that left the course soft and the greens more vulnerable; (2) little or no wind – a sharp contrast to other years; and (3) perpetuating the tradition of other years, a superbly groomed course that rewarded artful strokes.

"I don't think that record (Sutton's 271) will be broken for a long time," suggested Nicklaus. "I just don't think you're going to have four days (of scoring conditions) like that again for a long time," adding that as in the past, there would be a least one day "where the wind would practically blow everybody off the course" and the tournament scoring average would balloon.

"It's the best golf I've ever played, from start to finish; the best tournament I've ever had," Sutton decided. "I made a bogey here and there and I even made double bogey on the ninth hole the first round, but there never were any real lapses. I hit 17, 14, 15 and 15 greens."

So, statistics are boring. But what better way to summarize the par-smashing explosion that left Memorial Tournament scoring records in a shambles?

You start with Louisiana's Hal Sutton, who obliterated the former championship record by NINE strokes with a 17-under par 271 (mocking the 280's posted by David Graham in 1980 and

Sutton entered the final round with a three-stroke lead over Pooley, Dan Halldorson and Doug Tewell and simply refused to back off. His advantage never dipped below two and stood at three through the final nine, despite bogeys on Nos. 14 and 16.

Nicklaus injected great excitement with his string of six birdies, starting at No. 10. It seemed a case of *deja vu* – another magnificent down-the-stretch victory march a la the Masters. The huge gallery, roaring in mounting frenzy with each disappearing putt, thought so.

But Sutton handled the pressure. The Golden Bear's streak still left him four strokes back and a bogey-bogey-bogey finish dropped him into a fifth-place tie with John Mahaffey at 277.

Recalling that Nicklaus nearly caught him in the final round of the 1983 PGA Championship, Sutton confided after the Memorial windup: "I made up my mind that Jack was probably going to get hot and that I wanted to answer whatever he dished out."

Sutton finished like a champion, sinking a side hill 25 foot putt to save par on the eighteenth for a 68. Pooley, in the same threesome, posted a 69 for 275 (and 60,000, the biggest check of his 11-year TOUR career), one ahead of Mark O'Meara, who closed with a 66, and Johnny Miller (68).

Of his triumph, the 28-year-old Sutton said, "anybody would want their name on that trophy. It's Jack's tournament and that makes it even more important. I would say it was a big win for me at this time in my life."

After trailing by one and three strokes through the first two rounds, Sutton bounced into the lead in the third round with a 203 on a day when the field average set a record of 71.494 strokes (71.865 in 1982) and bagged eight eagles. Pooley, Tewell and Halldorson were at 206. Nicklaus had 208.

"The eagle at 15 probably got me going," Sutton said. "I had 240 yards and I hit a 4-wood about 25 feet left of the hole. I swung the putt way out to the left and it went right in the middle." He added birdies on Nos. 16 and 17 for a final 66.

The day's more spectacular eagle, however, belonged to Halldorson. On No. 14, he drove into the rough, selected a 9-iron for the 125-yard shot and sent the ball toward the green.

"At first it looked like it would catch the front bunker," he related, "then it looked like it would go into the back bunker. But then it lost its steam and came back down sideways and kerplunk!"

Halldorson had been the first round leader with a 65 (the Memorial's best first-day total ever) that included no eagles, but a record-tying nine birdies. Nicklaus' lowest opening round in 11 Memorials, 66, shared second with Tewell and Peter Jacobsen. There were 17 within four strokes of the leaders.

As one wit suggested, Nicklaus became an "un-Bear-able host" on Saturday, canning a 15-foot birdie putt on No. 18 for a 70-136 and a tie with Halldorson, Tewell and Don Pooley atop the leaderboard. With a 69, Sutton was among six at 137; Chip Beck's 65 also gave him a 137 and Andy Bean's 66 netted 138.

A record 78 players made the cut (previous high: 76), which was a record low 146 (previous low: 149).

Clarence Rose stroked the Memorial's fourth hole-in-one and second on No. 4, using a 5-iron (188 yards).

1986 Memorial Tournament Results

Dates: May 22 – 25, 1986

Purse: \$577,730

Par: 36-36 = 72

Yardage: 7,106

Leaders: First Round – Dan Halldorson shot a seven-under par 65 and led by one over Jack Nicklaus, Peter Jacobsen and Doug Tewell. **Second Round** – Nicklaus, Halldorson, Tewell and Don Pooley were tied at eight-under par 136. Six were tied at 137. **Third Round** – Sutton added a 66 for a 13-under par 203 total. Tewell, Halldorson and Pooley were tied at 206.

Cut: 78 players at two-over par 146.


Pro-Am: 7,500. Individual - Hale Irwin, 67, 750. Team - Payne Stewart, Mac O'Grady, Mike Smith, Ray Floyd, 55, each 581.25.

Weather: Mostly sunny, very pleasant every day.

1. Hal Sutton	68-69-66-68-271	\$100,000.00	39. Curtis Strange	76-69-70-71-286	2,668.00
2. Don Pooley	69-67-70-69-275	60,000.00	Jim Simons	71-72-74-69-286	2,668.00
3. Johnny Miller	70-69-69-68-276	32,225.00	D.A. Weibring	72-71-75-68-286	2,668.00
Mark O'Meara	68-75-67-66-276	32,225.00	Mike Sullivan	71-75-69-71-286	2,668.00
5. Jack Nicklaus	66-70-72-69-277	21,110.00	Mac O'Grady	68-77-70-71-286	2,668.00
John Mahaffey	68-71-69-69-277	21,110.00	44. Mark Lye	75-70-72-70-287	2,220.00
7. Scott Simpson	70-72-68-68-278	17,313.34	Hale Irwin	75-69-72-71-287	2,220.00
Payne Stewart	72-69-69-68-278	17,313.33	George Burns	69-72-72-74-287	2,220.00
Chip Beck	71-66-70-71-278	17,313.33	47. Tony Sills	73-73-69-73-288	1,858.00
10. Craig Stadler	72-69-71-67-279	13,335.00	Bill Glasson	71-72-70-75-288	1,858.00
Tom Purtzer	68-69-73-69-279	13,335.00	Pat McGowan	67-71-75-75-288	1,858.00
Doug Tewell	66-70-70-73-279	13,335.00	Tim Simpson	74-71-71-72-288	1,858.00
Greg Norman	73-67-71-68-279	13,335.00	Larry Rinker	74-69-71-74-288	1,858.00
14. Ray Floyd	70-74-68-68-280	10,940.00	52. Dave Barr	70-73-77-69-289	1,686.00
15. Bruce Lietzke	69-72-70-70-281	10,110.00	Jim Thorpe	73-69-76-71-289	1,686.00
Mark McCumber	73-73-69-66-281	10,110.00	Bobby Wadkins	76-70-70-73-289	1,686.00
17. Phil Blackmar	69-74-68-71-282	7,908.34	Paul Azinger	72-69-73-75-289	1,686.00
Jay Haas	70-69-68-75-282	7,908.34	Mike Reid	73-72-70-74-289	1,686.00
Joey Sindelar	71-68-72-71-282	7,908.33	57. Chris Perry	72-72-66-80-290	1,625.00
Lennie Clements	69-68-72-73-282	7,908.33	Jack Renner	72-69-74-75-290	1,625.00
Andy Bean	72-66-71-73-282	7,908.33	Calvin Peete	72-72-70-76-290	1,625.00
Peter Jacobsen	66-71-72-73-282	7,908.33	Denis Watson	76-69-72-73-290	1,625.00
23. Fuzzy Zoeller	71-72-69-71-283	5,723.34	61. Bill Rogers	71-72-75-73-291	1,585.00
Dan Pohl	72-71-71-69-283	5,723.33	Tom Byrum	72-74-71-74-291	1,585.00
Lanny Wadkins	67-78-71-67-283	5,723.33	Mike Hulbert	73-68-76-74-291	1,585.00
26. Mark Wiebe	75-71-69-69-284	4,666.66	Roger Maltbie	71-75-75-70-291	1,585.00
Larry Mize	69-68-73-74-284	4,666.66	65. Masahiro Kuramoto	74-70-74-74-292	1,550.00
Scott Hoch	71-72-70-71-284	4,666.66	Hubert Green	72-71-74-75-292	1,550.00
29. Davis Love III	72-73-67-73-285	3,628.00	67. David Graham	73-73-75-72-293	1,512.00
Kenny Knox	72-69-73-71-285	3,628.00	Bob Lohr	72-71-76-74-293	1,512.00
Gil Morgan	70-74-70-71-285	3,628.00	Brett Upper	72-74-74-73-293	1,512.00
Bob Murphy	72-73-71-69-285	3,628.00	Dan Forsman	73-72-74-74-293	1,512.00
Clarence Rose	69-73-65-78-285	3,628.00	Peter Senior	72-73-73-75-293	1,512.00
Andy North	72-70-70-73-285	3,628.00	72. Ken Green	74-71-75-75-295	1,500.00
Jim Colbert	75-68-72-70-285	3,628.00	Barry Jaeckel	73-69-76-77-295	1,500.00
Bob Tway	70-73-72-70-285	3,628.00	Tom Sieckmann	70-76-70-79-295	1,500.00
Dan Halldorson	65-71-70-79-285	3,628.00	Willie Wood	75-71-72-77-295	1,500.00
Danny Edwards	74-71-68-72-285	3,628.00	76. Lou Graham	70-75-81-74-300	1,500.00

Fulton Allem (74-73-MC), Ronnie Black (77-71-MC), Woody Blackburn (76-76-MC), John Cook (74-73-MC), Fred Couples (75-77-MC), Roberto DeVicenzo (77-78-MC), Bob Eastwood (80-75-MC), David Edwards (73-76-MC), Keith Fergus (74-73-MC), Ed Fiori (72-75-MC), David Frost (72-76-MC), Buddy Gardner (79-75-MC), Mark Hayes (77-73-MC), Lon Hinkle (78-76-MC), Tom Kite (75-76-MC), Gary Koch (73-73-80-WD), Bill Kratzert (84-80-MC), Steve Pate (81-78-MC), Dick Mast (80-70-MC), Ossie Moore (78-72-MC), Larry Nelson (71-76-MC), Mike Smith (72-82-MC), Ron Streck (72-75-MC), Tom Weiskopf (80-78-MC), Gary Koch (73-73-80-WD), Jodie Mudd (72-73-WD), Nick Price (76-WD).

1985 Memorial Tournament



What is this, a trend? After eight different champions in the first eight Memorials, Jack Nicklaus repeated in 1984 (first in 1977) and Hale Irwin in 1985 (first in 1983).

Of course Irwin's second title acquisition had a whole lot more to do with his heady, steady manipulation

of the Muirfield Village Golf Course than any unseen force like a trend.

"He very seldom makes a mistake," said Lanny Wadkins, who led the third round, but lost some of his putting magic and came up a stroke short at the finish, 282-281.

Twice-U.S. Open Champion Irwin did make some mistakes, but mostly after he'd banked a 4-shot lead at No. 12 of the final round head-to-head duel.

"When I had the four-shot lead," he recalled, "I felt if I can just hang on, which I barely did. It wasn't too pretty or too effective on the last few holes. But it worked."

Although his winning total was an identical 7-under-par, Irwin decided, "I played better in '83. But (in 1985) I think I managed what I had better — keeping out of trouble areas. I don't think I played up to my capabilities, but I took what I had and played within my limitations."

If he gave his 1983 performance a higher rating, Irwin may have appreciated his 1985 result even more. He hadn't won on the TOUR since the 1984 Bing Crosby Pro-Am, was 62nd on the money list and by his own admission on a down cycle. He partnered Jack Nicklaus in a practice round match on Wednesday and recalled later, "he shot 66 and I didn't help him on a hole. I'm thinking 'how in the world am I ever going to get through this week?'"

What's more, the par on the 36th hole meant a 4 under par 68, exactly matching his opening round, and a whopping four stroke advantage over the field.

Misleading, Irwin insisted of the first two rounds. "It wasn't the spectacular shot making you expect when you play bogeyless golf," he said. "I simply managed my misses."

The streak came to a halt on No. 8 of the third round when Irwin bunkered his tee shot and two-putted. Gone, too, was his lead as streak player Wadkins sizzled to a 67 — to Irwin's 73.

But at the finish, Irwin analyzed his performance and his 17th TOUR victory and credited what some considered conservative, methodical, even unspectacular golf.

"On this type of course," he explained, "you have to have the ability to curve the ball right or left, depending on the conditions, you have to know when to hit the driver and when to lay back. You have to know where the mounds are that will pitch your ball toward the target area, not necessarily hitting at the pin but using the slopes to get close to the pin. There are a lot of those places on this course. You have to use common sense many times."

Another secret to taming Muirfield, Irwin identified is "one extra-large tablespoon of patience every morning. If you get yourself carried away with birdies or bogeys, you get in a situation of playing "catch-up" and you'll never catch up. I think experience as much as anything won for me and patience comes from experience."

With the 100,000 check, Irwin became the leading money-winner of the Memorial Tournament, edging past Nicklaus — and boosted his 1985 TOUR earnings to 150,000.

Stockbroker Jim Simons, the 1978 Memorial champion, and Lon Hinkle, a Captains Club sponsors exemption, managed their Muirfield best-ever 67's to lead the first round with Irwin at 68 with Canadian Dave Barr, and Wadkins shared 69 with Tim Simpson, Bill Kratzert and Scott Hoch. Nicklaus, at 71, was one of 19 parbreakers.

With a par 72, Wadkins trailed Irwin by five after 36 holes at 141, one behind Nick Price, Barr and Kratzert. In a second windy, though sunny day, only Irwin, Price (67) and Dan Halldorson (69) broke 70. Nos. 16, 17, and 18 gave up 20 birdies, but inflicted 97 bogeys.

With Irwin still leading by four on Saturday, Wadkins rewed up the galleries with spectacular long-putting. He birdied No. 14 from only six feet, eagled No. 15 from 25 feet, saved par on No. 16 from 30 feet and birdied No. 18 from 25 feet (after hitting it out of a fairway bunker with a 7-iron). He nearly sank birdie bids from 10 and 13 feet earlier.

Irwin matched Wadkins' birdie at No. 14, but bogeys at Nos. 13 and 15 cost him the lead, 209-208. Wadkins' total equalled David Graham's 54-hole tournament record, set in 1983. Kratzert was still in range at 211, two ahead of Bill Rogers and Hinkle.

Looking to the showdown round, Wadkins suggested, "I can think of a lot of other people I'd rather have one stroke behind me" and it was prophetic.

Wadkins bogeyed No. 1, but birdied No. 2, Irwin birdied No. 4, but Wadkins bogeyed, both birdied No. 5 and No. 7, Wadkins bogeyed No. 8 and both lost a stroke at No. 9, Wadkins missing from 18-inches.

Despite a bogey at No. 10, Irwin crested the "cushion" with a birdie at No. 12, while Wadkins suffered bogey on both No. 11 and No. 12. The lead shrank when Wadkins birdied No. 15 and Irwin bogeyed No. 16, but the lead was still two — enough to absorb a bogey at No. 18.

Incidentally, two "shots" that may have been especially valuable to Irwin do not show in the final total. He proved allergic to the springtime fall-out from the course's cottonwood trees and, after sniffing and sneezing through the third round, had an anti-allergy shot and another one Sunday morning. He blew his nose less and didn't blow his bid for a second Memorial title at all.

Third place went to Kratzert at 284, with George Burns, finishing with a 69, pushing up to a fourth-place tie with Keith Fergus and Corey Pavin.

Host/tournament founder/defending champion Nicklaus opened with a 71, but joked through obvious disappointment. "I ran out of gas about the seventh hole of the second round and never found a filling station."

For another welcome time, sunny, warm, though windy weather favored the Memorial for the entire week, although Pro-Am day (Tuesday) was cloudy until early afternoon.

1985 Memorial Tournament Results

Dates: May 23 - May 26, 1985

Purse: \$579,230 (official)

Par: 36-36 = 72

Yardage: 7,106

Leaders: First Round – Lon Hinkle and Jim Simons shot five-under par 67s and led by one over Hale Irwin and Dave Barr. **Second Round** – Irwin added a 68 for an eight-under par 136. He led by four over Barr, Nick Price and Bill Kratzert. **Third Round** – Wadkins played the last five holes in four-under par for a 67 on the round and an eight-under par 208. He led by one over Irwin.

Cut: 72 players (71 pros and one amateur) at six-over par 150.


Pro-Am: 12,500. Individual, Mark O'Meara and Jim Thorpe, 67 1,125. Team, Mike Reid 55, 1,250.

Weather: Pleasant every day with gusty winds on Thursday and Sunday.

1. Hale Irwin	68-68-73-72-281	\$100,000.00	38. Mike Reid	77-71-71-76-295	2,890.00
2. Lanny Wadkins	69-72-67-74-282	60,000.00	Andy Bean	74-74-74-73-295	2,890.00
3. Bill Kratzert	69-71-71-73-284	37,780.00	Jim Nelford	74-74-76-71-295	2,890.00
4. George Burns	72-74-71-69-286	22,963.34	41. Denis Watson	76-74-71-75-296	2,500.00
Corey Pavin	72-74-70-70-286	22,963.33	Calvin Peete	74-74-69-79-296	2,500.00
Keith Fergus	73-72-69-72-286	22,963.33	Morris Hatafsky	74-76-70-76-296	2,500.00
7. Bill Rogers	73-70-70-74-287	18,610.00	Mark Lye	72-72-78-74-296	2,500.00
8. Jack Renner	76-73-70-69-288	16,665.00	45. Craig Stadler	76-72-72-77-297	2,014.00
Gil Morgan	70-72-75-71-288	16,665.00	John Cook	77-71-76-73-297	2,014.00
10. Mark O'Meara	70-74-70-75-289	12,856.00	Fred Couples	71-78-73-75-297	2,014.00
Doug Tewell	71-71-74-73-289	12,856.00	Tim Norris	73-74-75-75-297	2,014.00
Paul Azinger	74-74-74-67-289	12,856.00	Johnny Miller	76-74-73-74-297	2,014.00
Lon Hinkle	67-75-71-76-289	12,856.00	50. Joey Sindelar	74-72-77-75-298	1,741.50
Roger Maltbie	72-70-72-75-289	12,856.00	Nick Faldo	74-75-77-72-298	1,741.50
15. Scott Hoch	69-73-72-76-290	9,833.34	Dan Forsman	71-77-75-75-298	1,741.50
Jim Simons	67-77-71-75-290	9,833.33	Buddy Gardner	75-74-70-79-298	1,741.50
Bob Murphy	70-72-76-72-290	9,833.33	54. Tommy Nakajima	74-74-73-78-299	1,637.75
18. D.A.Weibring	72-74-73-72-291	7,390.00	Ronnie Black	74-70-74-81-299	1,637.75
Payne Stewart	71-70-75-75-291	7,390.00	Russ Cochran	72-75-75-77-299	1,637.75
Willie Wood	73-70-73-75-291	7,390.00	David Graham	73-70-76-80-299	1,637.75
Andy North	72-72-72-75-291	7,390.00	Jack Nicklaus	71-76-74-78-299	1,637.75
Ray Floyd	72-74-71-74-291	7,390.00	Robert Lohr	71-74-77-77-299	1,637.75
Hubert Green	72-74-69-76-291	7,390.00	Mark McCumber	74-75-75-75-299	1,637.75
24. Hal Sutton	72-75-70-75-292	4,784.72	Mac O'Grady	77-73-71-78-299	1,637.75
Peter Jacobsen	74-70-73-75-292	4,784.72	62. Philip Blackmar	72-76-75-77-300	1,590.00
Pat McGowan	76-71-69-76-292	4,784.72	63. Larry Rinker	73-76-76-76-301	1,580.00
Brett Upper	73-73-72-74-292	4,784.71	64. Mike Bright	77-73-74-78-302	1,550.00
Dan Pohl	73-73-70-76-292	4,784.71	Lou Graham	75-75-75-80-302	1,550.00
Jim Colbert	73-75-70-74-292	4,784.71	Jay Haas	73-75-75-79-302	1,550.00
John Mahaffey	73-77-69-73-292	4,784.71	Gary Hallberg	71-76-74-81-302	1,550.00
31. Curtis Strange	74-72-74-73-293	3,833.34	68. Loren Roberts	73-71-80-79-303	1,515.00
Tom Purtzer	76-71-72-74-293	3,833.33	Larry Nelson	76-74-70-83-303	1,515.00
Dan Halldorson	74-69-73-77-293	3,833.33	70. Ian Baker-Finch	76-74-79-75-304	1,500.00
34. Tim Simpson	69-73-73-79-294	3,320.00	71. Mark McNulty	74-73-77-84-308	1,500.00
Nick Price	73-67-76-78-294	3,320.00	72. Randy Sonnier - A	71-74-83-83-311	—
Tom Watson	75-72-76-71-294	3,320.00			
Dave Barr	68-72-74-80-294	3,320.00			

Chip Beck (80-76-MC), Woody Blackburn (81-73-MC), Rex Caldwell (75-76 -MC), Ben Crenshaw (73-78-MC), Mike Donald (77-82-MC), Bob Eastwood (73-78-MC), Dave Edwards (73-79-MC), Brad Faxon (81 -74-MC), Ed Fiori (79-74-MC), David Frost (75-79-MC), Bill Glasson (76-76-MC), Mark Hayes (76-78-MC), Gary Koch (79-73-MC), Bruce Lietzke (72-79-MC), Larry Mize (79-76-MC), Mike Nicolette (79-80-MC), Greg Norman (75-76-MC), Chris Perry (73-78-MC), Mark Pfeil (77-75-MC), Don Pooley (78-75-MC), Mike Smith (75-80-MC), Jim Thorpe (75-78-MC) Ron Streck, (78-74-MC), Mike Sullivan (80-73-MC), Bobby Wadkins (78-73-MC), Fuzzy Zoeller (78-74-MC).

1984 Memorial Tournament



That Jack Nicklaus became the first repeat champion of the Memorial Tournament in the second-ever playoff is the basic historical fact. That both the 1984 winner and runner-up, Andy Bean, tied the tournament record with 280 strokes in regulation is also significant data. But events of the last five holes (71

through 75) turned this into one of the most memorable of the first nine Memorials.

The charging Bean, with seven birdies in 11 holes, caught playing partner Nicklaus at 9-under-par at No. 16 and drove safely on No. 17. Nicklaus' drive sailed out of bounds far right, with the ball bouncing off a cart path and eventually settling under a picnic table on the wood deck of a Muirfield Village residence.

"I couldn't believe I made that shot," Nicklaus said afterward.

"The first thing that ran through my mind was that I was going to lose the tournament. I said to myself 'the only way I've got a chance is to make birdie on the next ball.'"

His next drive split the fairway and a 4-iron second landed on the green, 25 feet from the flag. He curled in the putt, with the penalty, for a bogey. Bean managed his par safely and Nicklaus dropped to second place at 8-under.

Again, on No. 18, Nicklaus erred with the driver. The ball skipped through a bunker right of the fairway and into high grass above it. "I felt like 'here it is again: it's all over,'" he recalled.

From a distinctly awkward stance, he powered a mighty 8-iron out of the heavy grass, but short of the green and to the left, with a bunker intervening. After Bean had sailed his second into the back fringe, Nicklaus lifted what he properly called a "beautiful chip" over the hazard and within five feet of the cup.

Bean chipped down four feet short and, even though Nicklaus had holed out for a par, galleries — and the commentators on the CBS TV tower — felt Bean's name on the Memorial trophy and the 90,000 check was all but assured. Not so. The putt tip-toed by the cup.

"I misread it," said Bean, later recounting the unhappy details. "I thought it would be left center, but it stayed on the left edge."

Nicklaus conceded nothing. He didn't remove his golf glove. "I knew Andy's putt was not an easy one," he said later. "I knew if he hit it very firm, he'd hit it right through the break and that's exactly what he did."

That set up the sudden-death playoff, the Memorial's first since the epic between Roger Maltbie and Hale Irvin in the tournament's first year, 1976. "On a golf course like this," Bean said, "I really thought if I shot a 67 today, I'd win." He shot the 67 to Nicklaus' 70.

Both Nicklaus and Bean birdied the 490-yard No. 15, the first extra hole, parred No. 16 and appeared headed for another stand-off on No. 17 when Nicklaus' 6-foot birdie try slid by the cup and Bean had only a 3-footer to halve.

But again it wasn't over 'til it was over. Bean missed the "sure" putt and Nicklaus watched the title and the check fall into his hands.

"It was a tough way to lose," Bean confessed. "I thought the putt would go straight and it went left. But I'll be back next year and maybe the Golden Bear will be a little older."

"I don't like to win on somebody else's misses, Nicklaus conceded, but he wasn't apologizing, because "I played very well all week (69-70-71-70) and in the playoff I hit every shot as well as I could."

Also, the victory held extra significance, even if it didn't quite match the thrill of his first Memorial (1977 review). Nicklaus savored this one because it broke a two-year win drought; was the 70th of his career; reinforced his admittedly-wavering confidence that he could still win at age 44; and, of course, it was the Memorial "the tournament I dearly love and am proud to win again."

Course designer/tournament founder Nicklaus further insisted, "the Memorial means more to me than any other tournament, including the 'majors,' but in a different way."

Bean had valid reason to be disappointed. He'd played the final 36 holes in 67-67-134, the best finishing rounds in Memorial history, but he ruefully conceded, "I made a couple of mistakes and it cost me."

Opening day penned a bit of history, too: the greatest birdie barrage ever fired at Muirfield. With a field of 104, warm, windless weather and a course softened by Wednesday night rains, 29 players broke par — 12 of them under 70 — and another 16 matched it.

Beknickered Payne Stewart set a new tournament record with a 30, 6-under-par, on the front nine enroute to a 67 that tied him with Gil Morgan and Bob Murphy. Bruce Lietzke, Masters Champion Ben Crenshaw and U.S. Open Champion Larry Nelson were at 68 and Nicklaus among six 69's. Stewart had five birdies in a row, starting at No. 4.

With the wind blowing at 15-20 mph, and gusting up to 30 mph, Crenshaw did what he does best, putting, and grabbed the second round lead at 70-138. He used only 22 strokes on 17 greens and chipped in from 60 feet on No. 13. Nicklaus moved in to second place, also with 70 for 139, with Morgan, Murphy and Gary Koch at 140. Bean slipped with a 75 (146).

Only nine players broke par.

An unexpected name jumped to the top of the leader board Saturday. Chip Beck had never led at PGA TOUR event after 54 holes in six years as a pro, but he finally did it with a 68-209 that gave him a one-stroke edge over Nicklaus (71) and four over Bean (67) and Koch.

Tom Watson set himself up for a final-round charge with a 71-215, but Crenshaw became a major casualty. After dipping 7-under (tournament) at the turn, the Masters champ suffered a triple bogey seven on No. 10 and bogeyed five more times for a back nine of 44.

Beck, playing with Nicklaus and Bean in Sunday's final three-some, opened with a bogey and it was a two-man race from there. He finished 74-293 to tie Maltbie, who shot a closing 67, and Stewart for third.

Twenty-two pros bettered par on a fourth straight hot, sunny day, but nobody did it better than Mark McCumber. He recorded eight birdies and avoided a bogey for a 33-31-64 that erased Tom Weiskopf's tournament record of 65 set in 1983, also in the final round, and tied the course mark set by Craig Stadler in the 1979 Pro-Am.

"To shoot 64 at Muirfield means more to me than you can imagine," said McCumber, who leapt over a lot of people into a 10th place tie.

With ideal weather all week, the crowds were the largest ever, prompting the Memorial Executive Committee to establish a limit on badge sales for 1985.

1984 Memorial Tournament Results

Dates: May 24 – 27, 1984

Purse: \$565,500

Par: 36-36 = 72

Yardage: 7,116

Leaders: First Round – Gil Morgan, Bob Murphy and Payne Stewart shot five-under par 67's and led by one over Ben Crenshaw, Bruce Lietzke and Larry Nelson. **Second Round** – Crenshaw added a 70 for a six-under par 138 and led by one over Jack Nicklaus. **Third Round** – Chip Beck shot a 68 for a seven-under par 209 and led by one over Nicklaus.

Cut: 72 players (71 pros and one amateur) at seven-over par 151.


Pro-Am: 7,500, Individual, Vance Heafner, 66, 750. Team, Chip Beck, Ed Fiori, Tom Kite, Mark Lye, 57, 581.25 each.

Weather: Mostly sunny every day. Winds were strong on Friday, 15-to-20 miles per hour, gusting to 30.

1. Jack Nicklaus	69-70-71-70-280	\$90,000.00	Dave Barr	74-76-70-74-294	2,753.43
2. Andy Bean	71-75-67-67-280	54,000.00	Keith Fergus	71-74-76-73-294	2,753.43
3. Roger Maltbie	70-73-73-67-283	26,000.00	Johnny Miller	73-73-75-73-294	2,753.43
Payne Stewart	67-75-72-69-283	26,000.00	Jay Haas	72-78-73-71-294	2,753.43
Chip Beck	69-72-68-74-283	26,000.00	Gary Hallberg	76-74-70-74-294	2,753.43
6. Hal Sutton	71-73-73-68-285	17,375.00	Ray Floyd	72-75-70-77-294	2,753.42
Gil Morgan	67-73-74-71-285	17,375.00	43. Don Pooley	69-77-74-75-295	2,250.00
8. Larry Nelson	68-73-75-70-286	15,000.00	John Cook	73-72-75-75-295	2,250.00
Larry Mize	72-73-71-70-286	15,000.00	Tom Kite	73-77-73-72-295	2,250.00
10. Mark McCumber	73-75-75-64-287	12,500.00	46. Lanny Wadkins	72-76-74-74-296	1,886.00
Bob Murphy	67-73-76-71-287	12,500.00	Tim Norris	71-79-74-72-296	1,886.00
Gary Koch	69-71-73-74-287	12,500.00	Ben Crenshaw	68-70-79-79-296	1,886.00
13. Mike Sullivan	72-71-72-73-288	10,000.00	Scott Hoch	74-75-76-71-296	1,886.00
George Archer	74-72-73-69-288	10,000.00	Jim Nelford	72-78-75-71-296	1,886.00
Peter Jacobsen	70-72-73-73-288	10,000.00	51. Curtis Strange	72-72-81-72-297	1,684.00
16. Craig Stadler	69-77-71-72-289	7,750.00	Bob Shearer	74-72-77-74-297	1,684.00
Doug Tewell	72-72-72-73-289	7,750.00	Ed Fiori	75-69-79-74-297	1,684.00
Jim Thorpe	70-73-75-71-289	7,750.00	Corey Pavin	72-72-75-78-297	1,684.00
Jack Renner	74-68-75-72-289	7,750.00	Donnie Hammond	71-78-74-74-297	1,684.00
Tom Watson	72-72-71-74-289	7,750.00	56. Greg Norman	72-77-76-73-298	1,625.00
Buddy Gardner	74-74-73-68-289	7,750.00	Ronnie Black	74-77-72-75-298	1,625.00
22. Willie Wood	72-75-73-70-290	5,140.67	Hale Irwin	74-76-74-74-298	1,625.00
Mike Nicolette	69-75-76-70-290	5,140.67	Gary Player	75-75-73-75-298	1,625.00
George Burns	73-74-71-72-290	5,140.67	60. D.A. Weibring	75-75-71-78-299	1,590.00
Bruce Lietzke	68-75-77-70-290	5,140.67	Andy North	71-78-78-72-299	1,590.00
Dan Pohl	73-70-76-71-290	5,140.66	Gavin Levenson	76-73-77-73-299	1,590.00
Tom Purtzer	71-77-73-69-290	5,140.66	63. Hubert Green	72-74-75-79-300	1,565.00
28. Wayne Levi	73-74-71-73-291	4,200.00	Mark Hayes	76-74-74-76-300	1,565.00
29. Mike Reid	72-72-74-74-292	3,900.00	Pat Lindsey	75-76-72-78-301	1,540.00
Peter Oosterhuis	71-72-72-77-292	3,900.00	Bob Eastwood	71-76-75-79-301	1,540.00
Barry Jaeckel	71-72-73-76-292	3,900.00	J.C. Snead	76-75-74-76-301	1,540.00
32. Mark Pfeil	76-71-74-72-293	3,394.00	68. Bobby Wadkins	77-74-75-76-302	1,515.00
Mark Lye	72-72-73-76-293	3,394.00	Lou Graham	71-78-76-77-302	1,515.00
David Graham	71-76-72-74-293	3,394.00	70. Ed Snead	74-74-75-80-303	1,500.00
Masahiro Kuramoto	73-76-72-72-293	3,394.00	71. James Holtgrieve-A	77-74-84-78-313	–
36. Seve Ballesteros	72-71-81-70-294	2,753.43			

John Adams (77-81-MC), Ken Brown (78-77-MC), Brad Bryant (77-75-MC), Bobby Clampett (74-78-MC), Frank Conner (74-79-MC), Fred Couples (75-80-MC), Nathaniel Crosby - A (83-80-MC), Dave Edwards (74-80-MC), Lee Elder (78-75-MC), Brad Faxon (78-76-MC), John Fought (76-77-MC), Peter Fowler (73-79-MC), Bob Gilder (74-79-MC), Phil Hancock (77-75-MC), Morris Hatalsky (76-78-MC), Vance Heafner (75-78-MC), Lon Hinkle (79-75-MC), John Jacobs (75-80-MC), John Mahaffey (71-83-MC), Mark O'Meara (77-75-MC), Arnold Palmer (75-79-MC), Nick Price (75-78-MC), Larry Rinker (74-80-MC), Bill Rogers (76-77-MC), Scott Simpson (79-74-MC), Tim Simpson (74-78-MC), Joey Sindelar (75-80-MC), Dave Stockton (81-75-MC), Ron Streck (75-79-MC), Leonard Thompson (72-80-MC), Lee Trevino (74-78-MC), Fuzzy Zoeller (71-79-WD), Sammy Rachels (WD).

1983 Memorial Tournament



"Poetic justice," someone decided.

In 1976, the first Memorial Tournament, Hale Irwin lost a four hole pay-off to Roger Maltbie, who averted possible elimination with a now-famous "carom shot" off a gallery rope stake on the third overtime hole.

Now, seven years later, the 37-year-old Irwin had survived another taxing fin-

ish to capture the title.

"Ever since the (1976) loss, I've wanted to win this tournament," he said afterward. But, as he waited in the scorer's tent while Ben Crenshaw and David Graham attempted to match his 281 total and failed by a stroke, he insisted he hadn't allowed any reruns of ancient history.

"If you conjure up thoughts of so long ago, that becomes a negative influence," he noted, "and I didn't want that."

But he did confess "I was thinking playoff." Or maybe that should be HOPING playoff.

As Irwin holed out on No. 18 (69 final round) for his 7-under-par Crenshaw was embarking on No. 17 at 7-under.

Crenshaw missed the green and two-putted for bogey to drop to 6-under. Needing birdie to tie, he hit a fine shot to No. 18 to within 18 feet, but his potential tying putt slipped by and one Irwin challenger disappeared.

Meanwhile, on No. 16, Graham had overshot the green and into deep grass above right, with a bunker intervening. After using 5-and 6-irons on the 204-yard hole in previous rounds, Graham ruefully recounted "for some reason, I got up there today and pulled out a 4-iron and hit it 15 yards too far."

Arriving at his ball, he decided "I had no shot," slashed it into the trap, exploded out 18 feet strong and two-putted for double bogey and 6-under. He parred No. 17 and like Crenshaw, needed birdie on the unyielding No. 18 – and again like Crenshaw, missed a tying putt from 25 feet.

Irwin was relieved and surprised. "It would have been naive to think that David would double-bogey and Ben would bogey to allow the events that happened to happen," he suggested. "You never wish a guy to make double bogey, but that was very nice of David to do that."

That he got a little help from his friends did not detract from Irwin's achievement. He EARNED the title: being the first player in eight Memorials to play all four rounds under par (71-71-70-69): coming within one of Graham's tournament record 280 total; and finishing with a 3-under-par 69 to 71 for Crenshaw and 74 for Graham.

Irwin entered the final round 4-under-par, four back of Graham and in a six-way tie for sixth place. He made birdie putts of 15 and 18 feet on Nos. 7 and 8 to move within a stroke of Graham and one ahead of Crenshaw.

"I was feeling good," he said later, "because I was playing very well and they were falling back. That's when I felt like I had a chance to win."

As Irwin stood on No. 12 tee, the sirens blew, signaling what

would be the day's second long rain delay. "After that, I never had the same feeling," he contended. "I felt like I was hanging on the last seven holes."

The former U.S. Open champion did a pretty good job of holding on. Crenshaw had tied Graham with a birdie at No. 12 and Irwin joined them at 7-under on the treacherous No. 14, wafting a 5 iron to within five feet and sinking it for birdie.

Crenshaw fell back with a bogey at No. 14 and up ahead, Irwin was finishing out a bogey on No. 15. Graham drilled a 10-footer on No. 14 for birdie and a two stroke lead – and looked like he might be the first two-time Memorial champion.

Irwin heated up the hectic stretch struggle with a 25-foot chip-in from the fringe at No. 16, reducing Graham's edge to a single stroke. "It went in like a putt," Hale reported. Crenshaw matched the deuce on No. 16 moments later to also edge within one.

And so the stage was set for the dramatic finish.

Considering what happened to Graham, No. 16 accounted for a three-stroke swing. Actually more than that, because David had a bogey there in the third round.

Assessing his 15th PGA TOUR title, worth 72,000, Irwin, who is acknowledged as one of the most consistent of pros, said, "We (TOUR pros) all very much point for the Memorial Tournament. If you don't then you're not appreciative of what a golf tournament should be. It has always been my desire to win it."

Host Jack Nicklaus had predicted scores would be lower in 1983, because Muirfield's greens had been completely resurfaced (when disease hit the original greens) and were expected to be slower. He appeared to be right when Crenshaw and Lanny Wadkins carved their Muirfield best-ers, 67's to lead the first round. Andy Bean added a 67 in the second round, his Muirfield best-ever. He had seven birdies in the first 11 holes to lead Crenshaw by 136-138. Graham, Wadkins and Peter Jacobsen were at 139 and Tom Watson projected himself into consideration with four birdies and an eagle in a 67 for 140.

Graham revealed he had been suffering from a case of "pink eye," but his game wasn't noticeably affected. He connected on five birdie putts in the last six holes in a 69 that netted a two-stroke edge over Bean and Hoch, 208-210, in the third round.

Bean roared to 10-under and a two shot lead after nine holes, but finished with a 74, including a seven-hole stretch of four birdies and three bogeys. Hoch tied the tournament record of five consecutive birdies, starting at No. 5.

Jim Thorpe closed with a 70 for fourth place at 283.

Tom Weiskopf provided the final-day fireworks with a tournament record 65, seven under the card – despite a bogey on No. 18. In tying the front nine record of 31, he birdied Nos. 2, 3, 4, 5 and 8, with the longest putt 15 feet.

"It was pretty exciting," he attested. "I've never had nine birdies in a round before."

Weiskopf finished at 288, two better than defending champion Ray Floyd, who apparently had lost the Muirfield combination. Watson also was among the 288's while Arnold Palmer authored the tournament's most spectacular turnaround: from a triple bogey on No. 2 in the first round to an eagle on No. 3.

Host Nicklaus never figured, after a first round 76, but still maintained, "I'd rather win here than any tournament I play."

The new Muirfield greens, replaced in July of 1982, were very fast early in the tournament, but slacked off slightly. But players universally agreed with Crenshaw that they were "remarkably good for being only 10 months old."

The Memorial purse was boosted by 50,000 to 450,000-plus prior to tee-off.

1983 Memorial Tournament Results

Dates: May 26 – 29, 1983

Purse: \$450,000

Par: 36-36 = 72

Yardage: 7,116

Leaders: First Round – Ben Crenshaw and Lanny Wadkins shot five-under par 67s and led by two over Andy Bean, Jim Nelford and Gary Koch. **Second Round** – Bean moved two strokes in front with his eight-under par 136. Crenshaw was at 138. **Third Round** – David Graham now was in the lead at eight-under par 208. Bean and Scott Hoch tied at 210.

Cut: 70 players at six-over par 150.

Pro-Am: 7500. Individual, Keith Fergus, 65, 750. Team, Andy Bean, 52, 750.

Weather: Thursday: cool and breezy. **Friday:** clear. **Saturday:** mostly cloudy with a few light showers. **Sunday:** thunderstorms, play suspended at 9:30 a.m. and resumed at 11:10 a.m. Play suspended again at 2:47 p.m. and resumed at 4:45 for a total of 3 hours 38 minutes.

1. Hale Irwin	71-71-70-69-281	\$72,000.00	37. Denis Watson	79-68-71-74-292	2,370.00
2. Ben Crenshaw	67-71-73-71-282	35,200.00	Keith Fergus	76-69-70-77-292	2,370.00
David Graham	72-67-69-74-282	35,200.00	Dan Halldorson	72-72-76-72-292	2,370.00
4. Jim Thorpe	74-69-70-70-283	19,200.00	Masahiro Kuramoto	74-71-69-78-292	2,370.00
5. Andy Bean	69-67-74-74-284	15,200.00	41. Steve Melnyk	71-72-72-78-293	2,108.34
Scott Hoch	72-68-70-74-284	15,200.00	Ron Streck	73-76-72-72-293	2,108.34
7. Calvin Peete	72-71-69-73-285	12,900.00	Andy North	75-74-71-73-293	2,108.33
Jay Haas	72-68-73-72-285	12,900.00	Bobby Clampett	71-73-74-75-293	2,108.33
9. Lanny Wadkins	67-72-75-72-286	10,000.00	Johnny Miller	71-73-76-73-293	2,108.33
Jim Nelford	69-72-73-72-286	10,000.00	Gary Koch	69-79-74-71-293	2,108.33
Jack Renner	73-68-71-74-286	10,000.00	47. Mike Donald	71-69-77-77-294	1,940.00
Bill Rogers	74-71-69-72-286	10,000.00	Mark Hayes	73-74-75-72-294	1,940.00
Bob Murphy	78-71-69-68-286	10,000.00	Nick Price	75-72-74-73-294	1,940.00
14. Hal Sutton	72-73-71-71-287	7,200.00	50. Dan Pohl	75-75-74-71-295	1,880.00
Payne Stewart	70-74-71-72-287	7,200.00	Vance Heafner	70-79-74-72-295	1,880.00
Frank Conner	73-69-73-72-287	7,200.00	52. Lee Trevino	75-73-75-73-296	1,800.00
17. Tom Weiskopf	70-79-74-65-288	5,060.00	Scott Simpson	71-77-73-75-296	1,800.00
Mike Sullivan	72-72-72-72-288	5,060.00	J.C. Snead	73-76-73-74-296	1,800.00
Fuzzy Zoeller	72-73-70-73-288	5,060.00	David Edwards	76-71-76-73-296	1,800.00
Tom Watson	73-67-72-76-288	5,060.00	Ed Fiori	74-75-73-74-296	1,800.00
Curtis Strange	75-69-69-75-288	5,060.00	Roger Maltbie	74-74-74-74-296	1,800.00
Bobby Wadkins	74-73-70-71-288	5,060.00	58. John Cook	75-72-74-76-297	1,706.50
Gary Hallberg	70-71-77-70-288	5,060.00	Donnie Hammond	74-73-68-82-297	1,706.50
Peter Jacobsen	70-69-72-77-288	5,060.00	Gil Morgan	72-75-75-75-297	1,706.50
25. Doug Tewell	76-71-70-72-289	3,540.00	Mark Lye	77-72-76-72-297	1,706.50
John Fought	70-72-70-77-289	3,540.00	62. George Archer	71-76-74-77-298	1,675.00
Mike Nicolette	72-75-69-73-289	2,992.00	Tom Purtzer	75-71-77-75-298	1,675.00
28. Don Pooley	75-72-72-71-290	2,992.00	Hubert Green	79-71-75-74-299	1,660.00
Rex Caldwell	72-76-70-72-290	2,992.00	65. Chip Beck	71-76-73-80-300	1,640.00
Ray Floyd	72-69-76-73-290	2,992.00	Al Geiberger	76-74-72-78-300	1,640.00
Tim Norris	74-69-70-77-290	2,992.00	Bob Gilder	77-72-79-72-300	1,640.00
Tom Kite	74-71-72-73-290	2,992.00	68. Brad Bryant	77-72-77-75-301	1,620.00
33. Tommy Nakajima	74-71-70-76-291	2,610.00	69. Dave Stockton	72-76-76-79-303	1,605.00
Lon Hinkle	76-71-75-69-291	2,610.00	Gary Player	75-75-76-77-303	1,605.00
Jack Nicklaus	76-72-70-73-291	2,610.00			
Barry Jaceckel	74-72-71-74-291	2,610.00			

Bill Britton (77-84-MC), George Burns (75-80-MC), Tze-Chung Chen (80-76-MC), Fred Couples (78-75-MC), Bruce Devlin (74-83-MC), Bob Eastwood (75-76-MC), Lou Graham (75-77-MC), Ken Green (77-76-MC), Morris Hatafsky (84-74-MC), Mike Holland (79-74-MC), Min Nan Hsieh (80-71 -MC), Tom Jenkins (75-76-MC), Lu Liang-Huan (70-84-MC), John Mahaffey (77-75-MC), Mike McCullough (75-78-MC), Mark McCumber (77-74-MC), Larry Mize (77-75-MC), Larry Nelson (74-77-MC), Arnold Palmer (73-81-MC), Mike Reid (83-77-MC), Jim Simons (75-76-MC), Ed Sneed (75-76-MC), Lu Chien Soon (77-77-MC), Craig Stadler (77-79-MC), Leonard Thompson (81-75-MC), Howard Twitty (75-81-MC), Tommy Valentine (78-77-MC), Akira Yabe (77-75-MC).

1982 Memorial Tournament



Raymond Floyd won a "double-header" of sorts.

Of foremost import, the 39-year-old former Masters and PGA Champion fought off the challenge of Gil Morgan, Roger Maltbie, Peter Jacobsen and Wayne Levi in an exciting final round to capture the 1982 Memorial Tournament title.

Also, in the process, Floyd con-

quered a personal frustration: he finally found the combination to the Muirfield Village Golf Club course.

"I've played some good rounds here," he conceded, after a closing 71 put him at 281 and two strokes ahead of his four rivals. "But I just couldn't put scores on the board. I'd play here and get so discouraged I'd schedule around it the next year. Jack (Nicklaus) and I have been buddies for a long time and we talked about it. I said 'I just can't play your golf course.'"

What bugged Floyd especially was that "one of the strong parts of my game is course management and this is a thinking man's course, where you must know where to position your shots; a course where you must really control your game."

He proved the point this time, thereby doubling the pleasure of winning.

"It was very rewarding," he agreed, "to win on a course that is probably the most difficult in the world to play – and the best conditioned."

With the secret unlocked, Floyd promised he wouldn't schedule around the Memorial again. I'll be the first one back next year," he grinned, then treated the press room to a case of 1973 Dom Perignon champagne (at 110 per bottle).

Floyd's best finish in four previous Memorials had been an eighth place in 1980, when he opened with his only sub-par Muirfield round, at 68. When he posted four birdies and an eagle and still scored 74 in Thursday's opening round (1982), he admitted those "here we go again" feelings surfaced.

But Raymond recalled, "I said to myself I'm not going to get discouraged. I knew I was playing well. I knew on a course like this, you've got to keep playing. I stuck with it."

Roger Maltbie, the 1976 champion, set the first round pace with a 68, followed by defending champion Keith Fergus, Frank Conner, Bruce Fleisher and Steve Melnyk at 69. After a two-hour rain delay at No. 13, Maltbie sank a 30-foot wedge from rough above a sand trap for birdie on the rugged No. 14 and grabbed another bird on No. 17 to dip 4-under.

In the second round, Maltbie looked like a man determined to not only become the Memorial's first double winner, but to run away from the field. After a two-birdie, two-pars, two-bogey start, he birdied Nos. 7 (18-foot putt), 10 and 12 and eagled No. 15 by parring a 3-wood shot within four feet of the flag and finished with a 35-31-66.

That score tied the tournament record and Maltbie's 36-hole total of 10-under-par 134 (including 13 birdies and an eagle) eclipsed the previous low by three strokes. It also gave the re-formed California free-spirit a whopping six-stroke lead over Hal Sutton, Hale Irwin, Scott Simpson and Peter Oosterhuis.

Saving pars on Nos. 8 and 9 were "the keys to the round," Maltbie insisted, but confided "by No. 12, I felt my swing was really good. I got the rhythm; it was my day."

While he was feeling that good, someone had the nerve to remind Maltbie that he still held the Memorial record for high score, a 92 in 1979 – with a 50 on the back nine, or 19 strokes more than Friday.

Jack Nicklaus, matching Floyd's 74 opener, rallied with four birdies and no bogeys for a second round 68-142. Floyd dipped to 69-143.

Maltbie began to falter in the third round, which was punctuated by three rain delays totaling almost four hours. He went bogey-bogey-double bogey on No. 9, 10, and 11 and struggled in with a 75 for 209, sharing the lead with Gil Morgan.

Morgan loosed the tournament's most spectacular shot, a 4-iron (167 yards) that ran into the cup for an eagle on No. 18 and 67-209. Floyd, who had posted a 69 on Friday, carved out his Muirfield best ever, a 67, in the third round to move within one of the leaders. Hale Irwin, Bob Gilder, Peter Jacobsen, Tom Purtzer and Scott Simpson were at 211 and 28 other pros were within four shots of them.

Floyd, who had made up eight shots on the leaders Saturday, Maltbie and Morgan battled head-to-head in the final threesome Sunday, but others elbowed into a share of the lead temporarily. Jacobsen climbed to the top after five holes, but dropped back with a bogey on No. 6; Simpson joined the front runners at No. 8, but started a slide with bogey on No. 9.

By the time they completed the front nine, Floyd and Maltbie shared first at 6-under (tournament) and Morgan trailed by one. The tenth saw a dramatic swing, with Morgan posting birdie, Floyd bogey, Maltbie double-bogey. Maltbie's birdie on No. 11 tied Floyd for second and when Morgan watered his tee shot on No. 12 the three were even.

Floyd took the lead with a 23-foot birdie putt on No. 13 and his march to the title and 63,000 was never headed. There were anxious moments: No. 15 where he trapped his second, but blasted to within 18 inches for birdie and 7-under; No. 16 where he missed the green off the tee, landing in heavy grass just outside a trap, but executed, "little plop shot" to within five feet and made it for a key par save.

Morgan birdied No. 15 for 6-under, Maltbie for 5-under, but Morgan took bogey on No. 16 and Floyd explained, "when you get it down to the strokes you're leading by (2) matching the number of holes left, you kind of feel you can handle it." He did, without misstep.

Morgan, Maltbie, Jacobsen and Wayne Levi, who had a sizzling front nine, in a final 70, shared runner-up dollars at 283, Bruce Lietzke (5-under after 12 holes Sunday) and Dan Pohl were even at 284 and Nicklaus was among five at 286.

There were several other notable feats in Memorial 1982: Arnold Palmer aroused the "Army" with birdies on the first four holes in the second round, but cooled to a 72; Johnny Miller bounced a 3-wood off a tree to within three feet of the pin for eagle on No. 15 in the fourth round and Steve Melnyk had a tournament-record five consecutive birdies in the first round, starting at No. 11.

With soft fairways and slower than usual greens, the Memorial never saw so many red numbers on the scoreboard: 24 par-breakers Thursday, 27 Friday and 36 Saturday (George Archer had 10 birdies in a 65 in the pro-am on Tuesday).

But on Sunday, the rain stopped, the sun shone and someone turned on the wind machine to dry out the course. Only eight broke par and 70 was low.

1982 Memorial Tournament Results

Dates: May 27 – 30, 1982

Purse: \$380,445

Par: 36-36 = 72

Yardage: 7,116

Leaders: First Round – Roger Maltbie, with four-under par 68, lead by one over Keith Fergus, Frank Conner, Bruce Fleisher and Steve Melnyk. **Second Round** – Maltbie equaled the tournament record with a 66 and set a new 36-hole mark at 10-under par to lead by six over Hale Irwin, Scott Simpson, Peter Oosterhuis and Hal Sutton. **Third Round** – Gil Morgan eagled the final hole to tie Maltbie at seven-under par 209. Maltbie had a 75. Raymond Floyd was one back at 210.

Cut: 74 players (72 pros, two amateurs) at five-over par 149.


Pro-Am: 7,500. Individual, George Archer, 65, 750. Team, Archer, Tom Purtzer, Jack Nicklaus, 55 each 625.

Weather: Thursday: two-hour delay in late afternoon, thunderstorms. **Friday:** mostly cloudy. **Saturday:** three delays totaling 3 hours, 58 minutes. **Sunday:** rain early in day, clearing later.

1.	Ray Floyd	74-69-67-71-281	\$63,000.00		Dan Halldorson	74-75-68-73-290	2,275.00
2.	Wayne Levi	74-70-69-70-283	23,100.00		Scott Hoch	73-68-73-76-290	2,275.00
	Peter Jacobsen	74-69-68-72-283	23,100.00	40.	D.A. Wiebring	76-72-73-70-291	2,000.00
	Gil Morgan	72-70-67-74-283	23,100.00		Mark McNulty	73-74-73-71-291	2,000.00
	Roger Maltbie	68-66-75-74-283	23,100.00		Frank Conner	69-72-72-78-291	2,000.00
6.	Bruce Lietzke	73-70-71-70-284	12,161.50		Danny Edwards	71-73-73-74-291	2,000.00
	Dan Pohl	70-72-70-72-284	12,161.50		J.C. Snead	76-69-71-75-291	2,000.00
8.	Jay Haas	70-72-70-73-285	10,150.00		Steve Melnyk	69-74-71-77-291	2,000.00
	Scott Simpson	71-69-71-74-285	10,150.00		Bob Eastwood	71-72-73-75-291	2,000.00
	Tom Purtzer	74-69-68-74-285	10,150.00	46.	Skeeter Heath	73-76-71-72-292	1,850.00
11.	Jack Nicklaus	74-68-72-72-286	7,420.00		John Cook	70-72-76-74-292	1,850.00
	Fred Couples	71-71-73-71-286	7,420.00		John Schroeder	76-69-73-74-292	1,850.00
	Howard Twitty	73-70-70-73-286	7,420.00	50.	Mike Reid	72-74-74-73-293	1,760.00
	Bobby Clampett	74-68-70-74-286	7,420.00		Bobby Wadkins	76-73-70-74-293	1,760.00
	Hale Irwin	70-70-71-75-286	5,075.00		Seve Ballesteros	72-73-73-75-293	1,760.00
16.	Hal Sutton	71-69-75-72-287	5,075.00		Mark Hayes	71-78-70-74-293	1,760.00
	Don Pooley	73-68-73-73-287	5,075.00		Greg Powers	70-74-71-78-293	1,760.00
	Tom Watson	74-73-70-70-287	5,075.00	55.	Leonard Thompson	74-72-73-75-294	1,680.00
	Fuzzy Zoeller	76-72-66-73-287	5,075.00		Vance Heafner	75-71-69-79-294	1,680.00
	Peter Oosterhuis	71-69-72-75-287	5,075.00		Mark Lye	75-72-76-71-294	1,680.00
	Bob Gilder	72-70-69-76-287	5,075.00	58.	George Burns	74-70-76-75-295	1,611.50
22.	Mike Sullivan	71-72-73-72-288	3,404.00		Yutaka Hagawa	74-74-72-75-295	1,611.50
	Tom Jenkins	71-73-71-73-288	3,404.00		Bill Rogers	72-73-73-77-295	1,611.50
	Mike Holland	75-71-68-74-288	3,404.00		Arnold Palmer	72-72-73-78-295	1,612.50
	Johnny Miller	70-72-71-75-288	3,404.00	62.	Bob Murphy	73-76-74-73-296	1,565.00
	Calvin Peete	72-72-69-75-288	3,404.00		Joe Inman	77-72-71-76-296	1,565.00
27.	Lou Graham	70-74-73-72-289	2,641.86		Craig Stadler	74-73-73-76-296	1,565.00
	Keith Fergus	69-76-72-72-289	2,641.86		Lanny Wadkins	72-72-69-83-296	1,565.00
	Andy Bean	75-68-73-73-289	2,641.86	66.	Ben Crenshaw	76-73-67-81-297	1,540.00
	Tom Kite	70-75-70-74-289	2,641.86	67.	Payne Stewart	71-75-80-72-298	1,525.00
	Gary Player	75-72-68-74-289	2,641.86		Bill Kratzert	73-72-74-79-298	1,525.00
	Bruce Fleisher	69-73-70-77-289	2,641.85	69.	Jay Sigel - A	75-74-78-72-299	–
	Lon Hinkle	72-72-68-77-289	2,641.85		Al Geiberger	78-71-77-73-299	1,510.00
34.	Ed Sneed	74-72-72-72-290	2,275.00	71.	Jack Renner	74-74-77-75-300	1,500.00
	George Archer	78-68-71-73-290	2,275.00	72.	Jim Holtgrieve - A	75-72-76-78-301	–
	Jim Colbert	71-71-73-75-290	2,275.00		Chip Beck	77-72-75-77-301	1,500.00
	Jerry Pate	74-73-68-75-290	2,275.00	74.	Ron Streck	73-76-82-78-309	1,500.00

Tommy Aaron (77-74-MC), Dave Barr (81-79-MC), Woody Blackburn (75-78-MC), Jim Booros (82-78-MC), Brad Bryant (85-74-MC), Rex Caldwell (76-84-MC), Lennie Clements (74-77-MC), David Edwards (74-77-MC), Ed Fiori (75-76-MC), Gibby Gilbert (79-74-MC), David Graham (77-74-MC), Morris Hatafsky (73-78-MC), Barry Jaeckel (79-70-MC), Masahiro Kuramoto (76-79-MC), John Mahaffey (78-74-MC), Jeff Mitchell (79-74-MC), Jodie Mudd (73-79-MC), Andy North (79-75-MC), Mark O'Meara (77-74-MC), Bob Shearer (78-79-MC), Jim Simons (76-75-MC), Tim Simpson (78-73-MC), Sam Snead (81-77-MC), Dave Stockton (76-77-MC), Curtis Strange (79-73-MC), Lee Trevino (78-73-MC), Tommy Valentine (78-81-MC), Jim Dent (WD), Larry Nelson (WD), Tom Weiskopf (80-WD), Denis Watson (DQ).

1981 Memorial Tournament



"I wondered what it would feel like to win," confessed Keith Fergus, who had been trying, in vain, for 4-1/2 years to enjoy the experience on the PGA TOUR.

It finally came and it was sweet to savor. Particularly when it happened in the prestigious Memorial, against a powerful field and on one of the nation's toughest

courses, Muirfield Village. Fergus produced a championship second shot on No. 18 to edge Jack Renner by a single stroke, 284-285.

"I've waited for this for a long time," said the 27-year-old Texan, relaxing in the first glow of triumph. "I've been putting in a lot of long hours. I've been working very hard. I often wondered if it was worth it. Believe me, it's worth it!"

If Fergus's breakthrough surprised casual followers, it didn't surprise his fellow TOUR players. Renner's comments represented general reaction.

"He's a great, great player," attested the 24-year-old Renner. "He plays the tough courses well. He's very, very highly respected among the young players."

As usual, the Memorial finish wasn't routine.

Fergus, a former University of Houston All-American from Sugarland, Texas maintained a one-stroke advantage over Renner coming to No. 18, but landed his drive just into a bunker to the right of the fairway. The ball nudged up near the fringe, a decidedly treacherous position. Renner drove into the same bunker, but had a much better lie.

Renner hit first and landed a 4-iron on the green, 35 feet from the pin. Standing just outside the sand and 6-8 inches above it, Fergus managed to loft a 6-iron 155 yards onto the green, 30 feet from the pin — a brilliant recovery that brought an appreciative cheer from the huge gallery. Renner missed his birdie bid, Fergus approach putt safely to within two feet "it seemed longer than that," he said afterward — and relievedly holed out for the 63,000 check.

Excellent weather greeted the Memorial. "We couldn't have had a more perfect day for golf," happy host Jack Nicklaus said after first round. However, only 20 of the 91 players broke par.

One of them was Fergus with a 71, but he was four strokes from leader Mark Hayes, who bagged six birdies in a 5-under-par 67. Some of Hayes' approach shots were dazzlers, stopping two, three, six and seven feet from the cup and another three inches.

"This is probably the most enjoyable place in the world to play golf," said the elated Hayes, "And this is probably the best tournament."

Tom Purtzer, D.A. Weibring, Lanny Wadkins and Bobby Clampett were at 68. Tom Watson finished birdie-birdie-par-birdie for a 72.

Clampett became involved in the day's most celebrated "incident." He and playing partner Mike Gove hit into the same bunker at No. 17, with Gove's ball only about 15 inches behind Clampett's ball. Clampett marked his ball, which was legal.

After Gove hit, he raked the sand, also legal. In resetting at the

coin, Clampett noticed a small pebble behind his ball, either uncovered or splashed there by Gove's explosion. Clampett removed the pebble, then immediately called for a ruling, fearing he had broken a rule. After several lengthy discussions and perusal of the rule book, it was decided Clampett incurred no penalty. The pebble was ruled in the same context as a divot which lands in a bunker — which can be removed without penalty.

At the time, Clampett's move of the pebble seemed momentous, because he was then 6-under-par. He made a natural double bogey. He didn't need a penalty, too.

Nicklaus had a one-birdie, one-bogey 72, while defending champion David Graham struggled to an 81 and hurried himself to a doctor for treatment of an aching back (he returned for the second round and shot 75, but missed the cut).

Three birdies in the last four holes elevated Fergus to the second round lead at 68-139, one better than Wadkins and Dan Halldorson and two ahead of Craig Stadler. Nicklaus added a 71 for 143.

First round leader Hayes dipped 7-under after 11, but ran into three bogeys: Weibring was once 6-under and Halldorson 5-under, but both faded. Ben Crenshaw tied a tournament record with eight birdies, but bogeys on the last three holes dropped him to a 69.

Stadler, Tom Kite and 41-year-old come backer George Archer climbed atop the standings (212) in the third round, with Fergus, Crenshaw, Weibring and Watson only one back. Twenty pros were within four strokes of the lead.

As he has done more than a few times, Stadler looked like he meant to end the tournament early. He owned a two-stroke lead at the turn, thanks to four birdies in six holes, and upped it to three at 8-under with a 30-foot birdie putt on No. 13.

But, as he said later, "this is the kind of course where nobody is going to run away" from the field. His second shot on No. 14 bounced off the bank and into the creek, with a double-bogey result. He pulled his drive into the woods on No. 15 and suffered through a double-bogey seven.

"Your basic disaster," he conceded. "I hit three bad shots and it cost me five strokes."

Kite, who was to go on to the TOUR money title and "Player of the Year," managed birdies on Nos. 15 and 16 for a 69; Archer played steady golf for a matching 69; and Crenshaw missed a share of the lead because of three straight bogeys, starting at No. 15.

"It's about as scary a golf course as I've seen," Kite commented. "I don't think there's any golf course I've played where you can make a high number as fast as here. When you shoot in the 60's, you're going to pass a whole lot of people."

Fergus, who had made 40 straight cuts through the first half of 1981, started the final round with a birdie on No. 1, but Watson had already grabbed the lead with two birdies for 5-under (tournament). When Watson dropped a stroke on each of the next three holes, Fergus' 4-under moved back to the top.

A bogey by Fergus and a birdie by Renner at No. 10 gave the latter a stroke lead, but they reversed the order on No. 12. Fergus parred in for the championship, although Renner matched his final round 71. Japan's Isao Aoki turned in the day's best among only seven pros who broke par, a 2-under 70.

Watson, Archer, Stadler and Purtzer shared the 287 bracket; Kite, only one behind Fergus until a bogey on No. 17, Halldorson, Wadkins, Hayes and Fuzzy Zoeller were at 288 and Nicklaus and John Mahaffey at 289.

The weather was favorable all week and the crowds were said to be the biggest yet. The course was at its finest and the greens their speediest—11.4 on the Stimpmeter Thursday and Friday, 11.5 Saturday and 13.0 Sunday, when 9.0 is considered tournament fast.

1981 Memorial Tournament Results

Dates: May 21 – 24, 1981

Purse: \$380,445

Par: 36-36 = 72

Yardage: 7,116

Leaders: First Round – Mark Hayes, with a five-under par 67, led by one over Bobby Clampett, Tom Purtzer, Lanny Wadkins and D.A. Weibring. **Second Round** – Keith Fergus was at five-under 139, one shot ahead of Dan Halldorson and Wadkins. **Third Round** – George Archer, Tom Kite and Craig Stadler were at four-under 212, one ahead of Tom Watson, Ben Crenshaw, Weibring and Fergus.

Cut: 76 players (73 pros, 3 amateurs) at eight-over par 152.

Pro-Am: 7,500. Individual, Fuzzy Zoeller, 69, 750. Team, Jeff Mitchell, 58, 750.

Weather: Mostly sunny and pleasant every day.

1. Keith Fergus	71-68-74-71-284	\$63,000.00	Jeff Mitchell	71-76-71-78-296	2,250.00
2. Jack Renner	75-70-69-71-285	37,800.00	Bruce Devlin	75-74-69-78-296	2,250.00
3. Tom Watson	72-72-69-74-287	16,800.00	41. Mark Lye	75-74-76-72-297	2,020.00
Tom Purtzer	68-74-72-73-287	16,800.00	Mike Reid	73-73-75-76-297	2,020.00
George Archer	74-69-69-75-287	16,800.00	John Fought	78-72-71-76-297	2,020.00
Craig Stadler	70-71-71-75-287	16,800.00	David Edwards	70-73-75-79-297	2,020.00
7. Fuzzy Zoeller	73-72-72-71-288	10,185.00	Ed Sneed	72-72-74-79-297	2,020.00
Mark Hayes	67-75-74-72-288	10,185.00	46. Andy North	72-77-78-71-298	1,830.00
Lanny Wadkins	68-72-75-73-288	10,185.00	Lon Hinkle	72-79-74-73-298	1,830.00
Dan Halldorson	70-70-74-74-288	10,185.00	Hale Irwin	76-74-74-74-298	1,830.00
Tom Kite	71-72-69-76-288	10,185.00	Jay Haas	75-74-74-75-298	1,830.00
12. Jack Nicklaus	72-71-74-72-289	7,700.00	Jim Simons	71-75-76-76-298	1,830.00
John Mahaffey	72-73-71-73-289	7,700.00	Ed Fiori	76-70-73-79-298	1,830.00
14. Tom Weiskopf	71-73-71-75-290	6,475.00	Larry Nelson	71-75-73-79-298	1,830.00
Bob Murphy	74-69-71-76-290	6,475.00	George Burns	73-73-73-79-298	1,830.00
16. Jerry Pate	72-71-72-76-291	5,775.00	54. John Cook	75-76-72-76-299	1,710.00
Danny Edwards	72-74-69-76-291	5,775.00	Gil Morgan	72-72-78-77-299	1,710.00
18. Isao Aoki	75-72-75-70-292	4,410.00	Scott Hoch	71-80-71-77-299	1,710.00
Bill Rogers	73-70-73-76-292	4,410.00	J.C. Sneed	73-74-73-79-299	1,710.00
Scott Simpson	71-74-72-75-292	4,410.00	58. Tom Jenkins	73-72-78-77-300	1,650.00
John Schroeder	73-76-67-76-292	4,410.00	Barry Jaeckel	75-75-74-76-300	1,650.00
Ben Crenshaw	74-69-70-79-292	4,410.00	60. Jack Newton	73-74-77-77-301	1,610.00
D.A. Weibring	68-75-70-79-292	4,410.00	Bobby Clampett	68-79-71-83-301	1,610.00
24. Don Pooley	72-75-74-72-293	3,090.00	62. Mark O'Meara	74-78-74-76-302	1,580.00
Roger Maltbie	72-74-75-72-293	3,090.00	Tommy Aaron	75-76-75-76-302	1,580.00
Bruce Lietzke	74-75-71-73-293	3,090.00	Lee Elder	74-72-77-79-302	1,580.00
Mike Sullivan	71-73-70-79-293	3,090.00	65. Victor Regalado	78-69-75-81-303	1,560.00
28. Vance Heafner	71-74-78-71-294	2,661.50	66. Terry Diehl	74-77-78-76-305	1,545.00
Jim Colbert	77-75-70-72-294	2,661.50	Hubert Green	76-75-76-78-305	1,545.00
Dan Pohl	80-72-69-73-294	2,661.50	Jay Sigel - A	76-76-75-78-305	–
Lou Graham	72-75-73-74-294	2,661.50	Bob Tway - A	76-73-74-82-305	–
32. Mike Donald	76-75-73-71-295	2,450.00	70. Rex Caldwell	73-77-77-79-306	1,525.00
Jerry McGee	76-68-78-73-295	2,450.00	Ron Streck	80-71-74-81-306	1,525.00
Bruce Fleisher	73-73-74-75-295	2,450.00	72. Lu Liang-Huan	76-76-78-77-307	1,510.00
35. Jim Holtgrieve - A	71-75-78-72-296	–	73. Brad Bryant	71-78-82-77-308	1,500.00
Peter Jacobsen	78-70-75-73-296	2,250.00	Leonard Thompson	78-73-81-76-308	1,500.00
Alan Tapie	73-73-76-74-296	2,250.00	Gary Hallberg	74-72-74-88-308	1,500.00
Bruce Douglass	76-72-72-76-296	2,250.00	76. Wayne Levi	80-71-72-86-309	1,500.00

Buddy Allin (73-81-MC), Miller Barber (78-81-MC), Bob Gilder (75-78-MC), Mike Gove (80-78-MC), David Graham (81-75-MC), Phil Hancock (80-74-MC), Brian Jones (79-75-MC), Bill Kratzert (80-WD), Gene Littler (77-76-MC), Gary Player (79-75-MC), Hal Sutton (78-77-MC), B. Thompson (73-81-MC), John Traub (81-77-MC), Howard Twitty (76-81-MC), Bobby Wadkins (82-73-MC), Bill Kratzert (80-DQ).

1980 Memorial Tournament



Every winner is elated to have his name engraved on a tournament trophy — although sometimes his name on the big check may take precedence.

David Graham expressed special pride in having his name etched on the unique Memorial Tournament trophy, a reward for his exciting one-stroke victory over Tom Watson. The

transplanted Australian suggested this event born of Jack Nicklaus appeared destined to eventually attain a hallowed place in golf and its champions right with it.

"Knowing what his (Nicklaus) situation is and knowing his name and where it's going is the history of golf," explained Graham, reigning PGA Champion and later (1981) U.S. Open winner, "I think this tournament is automatically destined to become a major championship."

"It could quite possibly become THE most significant golf tournament in the world in years to come."

The 34-year old Graham ranked the Memorial win with his treasured accomplishments for another reason.

"This tournament means a great deal to me because of the golf course. You must drive it in position and play your irons consistently. The course requires a lot of finesse and an unbelievable amount of patience. It's gratifying to know you have the kind of game to win on a course like this."

Graham, a recognized authority in club design and construction, didn't have that combination in hand when the fifth Memorial set out over the 7,116 yards of Muirfield Village torment.

He struggled to a 73, six strokes behind co-leaders Bruce Lietzke and Bobby Walzel. Walzel started with a 3-under-par 33 front nine and finished at 5-under 67 . . . each tied the tournament record.

Raymond Floyd was next at 68 on a day when par took its most severe beating to date: 27 pros bettered the card, 14 more matched it and eight dipped under 70. The weather was hot and clear, but the course was soft.

With a light rain further abetting scoring conditions, the field took even greater liberties with Muirfield in the second round, with 31 breaking par, 15 posting 72s and 14 edging under 70.

Hottest among them was Miller Barber, "Mr. X," who whipped around in 66, establishing a new tournament record. He collected eight birdies.

Graham bounced into the battle with a 67 for 140, but that was still two away from co-leaders Barber, Don Pooley (69), Ed Fiori (68) and Peter Jacobsen (69). Watson matched Graham's 67 to stand at 141. Host Nicklaus was well back at 144.

This happened to be Graham's 34th birthday and he shot his age on the front nine. Tournament officials presented him with a

birthday cake during the press conference later.

The two "finalists" moved into position in the third round, Graham with a 70 for 210 and Watson with a 69 for the same total.

They still trailed Bob Gilder, who authored the best round of the day, 67 on a toughening Muirfield for 209.

Actually, the leaderboard was a mob scene. John Mahaffey, Tom Weiskopf, Gil Morgan and John Fought owned the 211's and Dan Halldorson, Mike Reid, Jim Nelford, Tom Purtzer, Bill Rogers and Floyd all had 212's. Fifteen others were within five shots of the lead.

In perfect weather, the chase stayed hot through the first nine holes of Sunday's final round. In fact, at one time or another, 15 different players were within a stroke of the current leader. Floyd forged ahead at 7-under, but fell back with bogeys on three of the next five holes. Barber bogied two of the first three holes and Gilder also fell back. Watson, Graham, Weiskopf, Pooley, Halldorson, Mahaffey, Reid and Scott Simpson were all at 5-under at one point.

Weiskopf shared the lead with Watson after a birdie on No. 13, but bogeys on Nos. 17 and 18 thwarted his bid (72-283). Reid jumped into the scramble with birdie on No. 12, but three-putted No. 18 for a 70-282. Barber picked up a stroke to end 73-283.

Coming to the stretch run, Graham was still in the chase, but galleries began to sense a second straight Watson march to the title. He was playing brilliantly, if not scoring that well, and Graham was scrambling.

The Australian saved pars with bunker shots to within a foot of the cup on three front-side holes.

"I was lucky," he conceded afterward. "Tom missed three putts for birdies where I had a chance to make bogey and we walked off each green with pars."

Graham lost a stroke with a three-putt on No. 12, then needed up-and-down par saves on Nos. 13 and 14 to stay that close. He produced the most spectacular hole of the tournament on No. 15, parking a 1-iron within 20 feet of the pin and ramming home the putt for an eagle. Watson responded with a birdie putt to stay a stroke ahead.

It became a whole new ball game on No. 17. Graham parred, but Watson three-putted to send them to No. 18 tee all even. Graham's second shot there rolled 30 feet above and right of the cup, Watson's 25 feet above the flag and on almost the same line.

Graham started his putt down the incline, the ball curved slightly and dead in to the center of the cup. David did a very respectable high jump, putter held skyward. The huge gallery roared and commentators on the CBS-TV tower dug for superlatives.

Quiet finally restored, Watson set putter to ball and narrowly missed the tie.

"I was about 15-20 degrees off his line," Watson explained later. "David's putt was pretty much straight. I played mine to hook a little bit right, but it didn't break as much as I had planned and went a foot by. Maybe I need glasses."

"I made a couple putts coming in," Graham decided, "the one for eagle at 15 and the one for birdie at eighteen. That was the difference."

Graham, an original Muirfield Village Golf Club member, broke Nicklaus' tournament record (281) with an 8-under-280 (70 final round) and Watson tied the previous mark (71-281). Nicklaus made a belated move with two birdies in the first five holes of the final round, but finished 73-288.

1980 Memorial Tournament Results

Dates: May 22 – 25, 1980

Purse: \$354,485

Par: 36-36 = 72

Yardage: 7,116

Leaders: First Round – Bruce Lietzke and Bobby Walzel, at five-under-par, led by one over Ray Floyd. **Second Round** – Peter Jacobsen, Miller Barber, Ed Fiori and Don Pooley were tied at six-under 138, while John Fought, John Mahaffey, Hubert Green and Lietzke were at 139. **Third Round** – Bob Gilder was alone at seven-under 209. Barber, Pooley, David Graham and Tom Watson were one back.

Cut: 75 players (72 pros, 3 amateurs) at six-over par 150.


Pro-Am: 7,500. Individual, Victor Regalado, 68, 750. Team, Lon Hinkle and Hale Irwin, 55 each 675.

Weather: Thursday: weather was pleasant. **Friday:** mostly cloudy. **Saturday:** there were early showers and a 20-minute delay, starting at 1:08, due to lightning. **Sunday:** mostly sunny.

1. David Graham	73-67-70-70-280	\$54,000.00	Ben Crenshaw	72-72-70-76-290	1,964.16
2. Tom Watson	74-67-69-71-281	32,400.00	Brad Bryant	73-71-70-76-290	1,964.16
3. Mike Reid	69-73-70-70-282	20,400.00	41. Bob Gilder	73-69-67-82-291	1,760.00
4. Miller Barber	72-66-72-73-283	13,200.00	Andy North	76-72-74-69-291	1,760.00
Tom Weiskopf	69-71-71-72-283	13,200.00	Bobby Clampett - A	77-72-69-73-291	–
6. Hale Irwin	72-71-71-70-284	10,425.00	Lon Hinkle	71-70-75-75-291	1,760.00
Dan Halldorson	73-71-68-72-284	10,425.00	45. Jack Newton	75-75-73-69-292	1,720.00
8. Bob Murphy	70-71-75-69-285	7,800.00	Jay Sigel - A	76-73-72-71-292	–
Lanny Wadkins	71-72-71-71-285	7,800.00	47. Bill Kratzert	78-70-73-72-293	1,680.00
Jay Haas	75-68-71-71-285	7,800.00	Barry Jaeckel	72-74-74-73-293	1,680.00
Scott Simpson	72-72-69-72-285	7,800.00	D. A. Weibring	72-75-70-76-293	1,680.00
Ray Floyd	68-73-71-73-285	7,800.00	Rex Caldwell	70-77-74-72-293	1,680.00
John Mahaffey	72-67-72-74-285	7,800.00	J. C. Snead	71-70-72-80-293	1,680.00
14. Victor Regalado	73-69-72-72-286	5,550.00	52. Craig Stadler	73-72-76-73-294	1,650.00
Bill Rogers	70-70-72-74-286	5,550.00	53. Morris Hataalsky	74-75-75-71-295	1,630.00
16. Ed Fiori	70-68-76-73-287	4,650.00	Dave Hill	73-76-71-75-295	1,630.00
Leonard Thompson	73-70-71-73-287	4,650.00	Mark O'Meara - A	75-72-72-76-295	–
Hubert Green	71-68-74-74-287	4,650.00	Joe Inman	70-72-72-81-295	1,630.00
Keith Fergus	72-71-70-74-287	4,650.00	57. Ed Sneed	73-77-73-73-296	1,585.00
20. Jerry Pate	70-71-77-70-288	3,250.00	Jim Colbert	79-71-72-74-296	1,585.00
Alan Tapie	71-71-75-71-288	3,250.00	Mark Hayes	72-77-72-75-296	1,585.00
Jack Nicklaus	71-73-71-73-288	3,250.00	Ron Streck	75-75-71-75-296	1,585.00
Bruce Lietzke	67-72-74-75-288	3,250.00	Tom Kite	76-72-72-76-296	1,585.00
Tom Purtzer	69-72-71-76-288	3,250.00	Mark Lye	72-77-70-77-296	1,585.00
Don Pooley	69-69-72-78-288	3,250.00	63. George Burns	72-77-74-74-297	1,546.50
26. Terry Diehl	72-75-70-72-289	2,380.00	Gene Littler	76-68-76-77-297	1,546.50
John Fought	71-68-72-78-289	2,380.00	65. Mike Sullivan	73-73-78-74-298	1,536.50
Gil Morgan	71-72-68-78-289	2,380.00	Bob Byman	71-75-71-81-298	1,536.50
29. Jim Nelford	72-71-69-78-290	1,964.17	67. Howard Twitty	73-75-74-77-299	1,526.50
Bruce Devlin	70-74-76-70-290	1,964.17	Jerry McGee	74-72-76-77-299	1,526.50
Kermit Zarley	77-69-73-71-290	1,964.17	69. Buddy Allin	72-75-77-76-300	1,520.00
Chi Chi Rodriguez	74-72-72-72-290	1,964.17	70. Mark McCumber	71-79-78-73-301	1,511.50
Curtis Strange	73-73-71-73-290	1,964.17	Lee Elder	74-76-73-78-301	1,511.50
George Archer	73-70-72-75-290	1,964.17	72. Fuzzy Zoeller	74-72-78-77-301	1,500.67
Bobby Walzel	67-76-73-74-290	1,964.17	Lu Liang-Huan	75-74-79-75-303	1,500.67
Don January	73-71-71-75-290	1,964.17	Wayne Levi	74-74-77-78-303	1,501.66
Gary Player	71-73-71-75-290	1,964.16	75. Bobby Wadkins	70-80-73-82-305	1,500.00
Peter Jacobsen	69-69-76-76-290	1,964.16			

Tom Aaron (84-82-MC), Andy Bean (76-82-MC), Mike Brannan (77-83-MC), Bob Byman (81-77-MC), Bill Casper (82-76-MC), Charles Coody (77-83-MC), Ben Crenshaw (76-82-MC), Dave Eichelberger (77-83-MC), Marty Fleckman (82-83-MC), John Fought (80-80-MC), Rod Funseth (81-86-MC), Mark Hayes (76-83-MC), Roger Maltbie (73-92-MC), Mark McCumber (84-83-MC), Artie McNickle (76-82-MC), Steve Melnyk (80-80-MC), Jack Newton (77-85-MC), Jerry Pate (73-85-MC), Calvin Peete (79-79-MC), Don Pooley (74-84-MC), Mike Reid (79-85 -MC), Bob Shearer (86-WD), Jim Simons (80-79-MC), Tim Simpson (79-82-MC), Mike Sullivan (74-85-MC), Jim Thorpe (82-DQ), Lee Trevino (74-81 -WD), Bob Wadkins (77-85-MC) D. A. Weibring (79-82-MC), Y. Yamamoto (82-76 -MC), Kermit Zarley (80-81-MC), Lee Trevino (74-81-WD), Jim Thorpe (82-DQ).

1979 Memorial Tournament



It was the kind of day Memorial Tournament officials wanted to forget quickly and completely. But eventual champion Tom Watson lent it an epochal quality.

The weather on May 25, 1979 suggested an unwelcome prank: That some perverse force had transplanted the rain and cold and bluster from the original Muirfield in Scotland to Jack Nicklaus' namesake creation in Dublin, Ohio. And without the scenic Firth of Forth.

Steady rain from leaden skies, accompanied by winds gusting up to 30 mph and wind-chill factor that plummeted to 13 degrees, tormented Muirfield Village all through the second round. Bruce Lietzke, in his press interview afterward, made a special point of saluting the marshals, scoreboard and leaderboard keepers and others for service beyond the call of duty in not abandoning their posts.

Lanny Wadkins had carved a 69 to lead the first round, played in drizzly, chilly weather. But he needed 10 strokes more on Friday (79) and that was the general trend. Forty-two of the 105 players who started, failed to break 80 and one skidded into the 90s.

Watson, dressed in a knit wool ski cap and sweater under a rain suit, seemed otherwise bewilderingly — at least to his rivals — unaware of the elements. He managed birdies at No. 5 with a 30-foot putt, at No. 8 with a 10-footer and No. 18 with an 8-footer. He missed only two greens, and never made a bogey.

That 3-under par 69 amazed every one more than the fact he led the field by four strokes at 36 holes.

"It wasn't all that bad out there," Watson told the press later evoking laughter. I practice in Kansas City in this kind of weather all winter. I think my feet are frozen, but I kept my hands in my pockets and kept 'em warm. "I just didn't make many mistakes," he added-without media laughter. "I got off to a good start and held on for dear life."

At the time, Watson said the 69 was "one of the best, most satisfying rounds I've ever played." Discussing it later, he decided it was "one of the top three I ever played." But he also agreed it just might have been his best-ever. As time passed, the feat became more and more a marvel to pros and hardy souls who sloshed around Muirfield that day (and even to those who fled the weather — or didn't brave it at all).

Watson had more trouble in the first round. He had three bogeys in the first five holes and admitted "it looked like I was going

to shoot 85." He steadied for a 73, but four back of Wadkins, who had birdied four of the first seven holes and holed a bunker shot on No. 17. Mike McCullough trailed at 70, with Ed Sneed and Mac McClendon at 71.

Tom Kite said after the second round, "there was no way you could go out there and do good," but he eagled No. 14 and matched par 72 for a 146, tying with Nicklaus (73-73) and Peter Jacobsen (72-74) behind Watson. Miller Barber moved up with a 32 back nine for 74-147.

Commenting on the annoying weather, Nicklaus said he wore gloves and "I don't think I ever wore gloves in a tournament. By the time I reached 18, I had a hard time feeling the golf club." He must have had some touch, because he birdied the last two holes.

With the rain gone, Watson "salvaged a good round" on Saturday, maintaining his lead with a 72-214. He parked a 4-iron 18 inches from the cup for birdie on No. 17.

Barber had consecutive bogeys on Nos. 7 and 8, but sprung another hot streak with birdies on No. 11, 13, 15, and 17. He might have caught Watson but he "got a little cute" with a 6-iron second on No. 18 and shanked it in the rough in front of the big scoreboard to the right of the green. He ended up double bogey and 71-218. He said he was all pumped up because he hit his approach inside Watson on No. 17, about four inches from the cup.

But Barber shrugged philosophically. "If I hit it perfect every time, golf wouldn't be any fun."

Nicklaus charged up a huge gallery with three birdies in the first five holes, chopping Watson's lead to one, but four bogeys in five holes (9, 10, 12, 13) skidded him to an eventual 220 tie with Kite and Lon Hinkle.

Craig Stadler, who had set a new course record 64 in the Pro-Am, tied the tournament single-round mark with a 67 — best of the first three rounds and matched only by Hale Irwin in the final round.

Watson marched steadily to the title and 54,000 on Sunday. He posted birdies on Nos. 5, 6, and 11 to sky his lead to six strokes, but encountered trouble on Nos. 12 and 15. He made a 15-foot par-saving putt on No. 16 and finished with a 71 for 285 and his fourth PGA win of the year.

Watson, never really threatened in the windup, decided Friday's 69 was "probably the round that won it for me." Nobody argued.

Barber cut Watson's lead with a birdie on No. 1, but bogey lapses on No. 4, 6 and 8 and a double on No. 17 were too much to overcome. He did birdie No. 18 to wind up second at 288, three better than Bob Gilder, who played the final 36 in 68-69. Kite and Wadkins were next at 292 and Ed Sneed's closing 69 netted him a share at 293.

The weather improved the last two days, although rain delayed the start until noon on Sunday, necessitating tee-off on both nines. But sun finally broke through — and stayed.

Tim Simpson, a last-minute addition to the field, provided a historic note for Memorial No. 4. His hole-in-one on the 204 yard 4th hole in the opening round was the first official (tournament) ace at Muirfield Village.

1979 Memorial Tournament Results

Dates: May 24 – 27, 1979

Purse: \$329,885

Par: 36-36 = 72

Yardage: 7,101

Leaders: First Round – Lanny Wadkins had a three-under 69 and led Mike McCullough by one. **Second Round** – Tom Watson's 69 gave him a two-under 142 and a four-stroke lead over Jack Nicklaus, Tom Kite and Peter Jacobsen. **Third Round** – Watson held his four-stroke lead with a 214, while Miller Barber was at 218.

Cut: 75 players at 13-over 157.


Pro-Am: 7,500. Individual, Craig Stadler, 64, 750. Team, Craig Stadler, 54, 750.

Weather: Thursday: Cool, windy day and some showers early in the day. **Friday:** Very cool, windy and rain most of the day. **Saturday:** Mostly cloudy, somewhat warmer and still windy. **Sunday:** Rain forced delay of start until 12:54 p.m., and both tees were used.

1. Tom Watson	73-69-72-71-285	\$54,000.00	39. Victor Regalado	75-79-73-75-302	1,390.00
2. Miller Barber	74-73-71-70-288	32,400.00	Orville Moody	75-79-76-72-302	1,390.00
3. Bob Gilder	74-80-68-69-291	20,400.00	Art Wall	74-81-73-74-302	1,390.00
4. Lanny Wadkins	69-79-73-71-292	13,200.00	42. Gibby Gilbert	82-75-74-72-303	1,270.00
Tom Kite	74-72-74-72-292	13,200.00	Gil Morgan	80-76-75-72-303	1,270.00
6. Ed Sneed	71-78-75-69-293	10,800.00	Gary Koch	78-74-78-73-303	1,270.00
7. Howard Twitty	75-76-74-69-294	9,350.00	Arnold Palmer	75-81-74-73-303	1,270.00
Jim Colbert	73-78-73-70-294	9,350.00	Wayne Levi	72-84-73-74-303	1,270.00
Bill Rogers	77-75-71-71-294	9,350.00	47. Phil Hancock	78-79-75-72-304	1,151.43
10. George Burns	76-78-73-68-295	7,800.00	Graham Marsh	75-78-80-71-304	1,151.43
Jay Haas	73-78-73-71-295	7,800.00	Dave Hill	75-76-74-79-304	1,151.43
12. Fuzzy Zoeller	79-74-71-72-296	6,075.00	Ray Floyd	75-80-78-71-304	1,151.43
Hubert Green	75-77-72-72-296	6,075.00	Larry Nelson	77-79-74-74-304	1,151.43
Hale Irwin	73-80-76-67-296	6,075.00	Bob Zender	76-79-74-75-304	1,151.43
Bruce Lietzke	75-74-72-75-296	6,075.00	John Schroeder	74-81-74-75-304	1,151.42
16. Terry Diehl	79-71-74-73-297	4,350.00	54. Bob Murphy	76-77-74-78-305	1,080.00
Alan Tapie	75-76-73-73-297	4,350.00	Lou Graham	79-76-78-72-305	1,080.00
Tom Weiskopf	76-73-74-74-297	4,350.00	Buddy Gardner	76-81-74-74-305	1,080.00
Barry Jaeckel	76-77-76-68-297	4,350.00	Jerry McGee	77-78-76-74-305	1,080.00
Lon Hinkle	75-73-72-77-297	4,350.00	Curtis Strange	73-81-76-75-305	1,080.00
Lee Elder	75-76-77-69-297	4,350.00	Don January	73-81-75-76-305	1,080.00
22. John Mahaffey	78-78-72-70-298	2,880.00	Morris Hatafsky	76-74-78-77-305	1,080.00
Jim Nelford	73-78-75-72-298	2,880.00	61. Rik Massengale	76-75-76-79-306	1,045.00
J.C. Snead	76-73-77-72-298	2,880.00	62. Fred Marti	77-80-77-73-307	1,036.50
Bobby Walzel	73-78-75-72-298	2,880.00	Rex Caldwell	75-79-77-76-307	1,036.50
Leonard Thompson	78-75-72-73-298	2,880.00	64. Mac McLendon	71-81-81-75-308	1,025.00
27. Craig Stadler	76-80-67-76-299	2,220.00	Frank Conner	76-79-76-77-308	1,025.00
Wally Armstrong	76-75-71-77-299	2,220.00	Jerry Heard	78-77-75-78-308	1,025.00
Jack Nicklaus	73-73-74-79-299	2,220.00	67. Andy North	79-76-76-78-309	1,015.00
30. Chi Chi Rodriguez	75-81-71-73-300	1,821.50	68. Mike Hill	75-80-80-75-310	1,005.00
David Graham	73-76-76-75-300	1,821.50	Tom Purtzer	75-82-78-75-310	1,005.00
Keith Fergus	76-79-71-74-300	1,821.50	Lindy Miller	75-78-79-78-310	1,005.00
Bob Mann	76-76-78-70-300	1,821.50	71. Pat McGowan	79-77-78-77-311	1,000.00
Peter Oosterhuis	73-76-74-77-300	1,821.50	72. Mike Morley	78-79-80-75-312	1,000.00
Mike McCullough	70-82-76-72-300	1,821.50	Joe Inman	75-81-78-78-312	1,000.00
36. Don Bies	72-76-76-77-301	1,490.67	74. Bill Kratzert	81-76-81-81-319	1,000.00
Peter Jacobsen	72-74-78-77-301	1,490.67			
Ron Streck	74-78-77-72-301	1,490.66			

Tom Aaron (84-82-MC), Andy Bean (76-82-MC), Mike Brannan (77-83-MC), Bob Byman (81-77-MC), Bill Casper (82-76-MC), Charles Coody (77-83-MC), Ben Crenshaw (76-82-MC), Dave Eichelberger (77-83-MC), Marty Fleckman (82-83-MC), John Fought (80-80-MC), Rod Funseth (81-86-MC), Mark Hayes (76-83-MC), Roger Maltbie (73-92-MC), Mark McCumber (84-83-MC), Artie McNickle (76-82-MC), Steve Melnyk (80-80-MC), Jack Newton (77-85-MC), Jerry Pate (73-85-MC), Calvin Peete (79-79-MC), Don Pooley (74-84-MC), Mike Reid (79-85 -MC), Bob Shearer (86-WD), Jim Simons (80-79-MC), Tim Simpson (79-82-MC), Mike Sullivan (74-85-MC), Jim Thorpe (82-DQ), Lee Trevino (74-81 -WD), Bob Wadkins (77-85-MC) D. A. Weibring (79-82-MC), Y. Yamamoto (82-76 -MC), Kermit Zarley (80-81-MC).

1978 Memorial Tournament



Post-game pundits tabbed it the “up and down” Memorial and with good reason.

After the storm-delayed finish in 1977, Memorial officials hoped the law of averages would deliver good weather in 1978. They were disappointed – but only at the beginning, fortunately.

Rain pelted the Columbus area

with unusual intensity the week before the tournament, turning the Muirfield Village course uncommonly soft.

Then, on Tuesday, a veritable monsoon struck, canceling the Pro-Am in which President Ford, Bob Hope, Glen Campbell and 150 amateurs were to have played. The course finally reopened on Wednesday noon at about the time the sun came out (it stayed the remainder of the week), but the pros played practice rounds on a squashy, soggy turf.

Considering the conditions and the fact the greens crew had been unable to operate on schedule, PGA officials elected to allow the ball played “up” for Thursday’s opening round. Host Nicklaus didn’t like it, but it was an emergency measure of necessity.

Players picked up the golf ball, cleaned it and reset it by hand as they saw fit. The procedure was continued through Friday’s second round, but by Saturday the PGA felt Muirfield had sufficiently dried to return the standard “down” format – or “playing ‘em as they lie.”

Not surprisingly, scores went down during the “up” rounds and up during the “down” days. “Getting your hands on the golf ball before each shot makes a difference,” explained Ed Sneed. Softer-than-usual greens also invited “target” golf. Twenty-seven broke par in the first round, eight of them under 70; the second round figures were 19-8: the third 9-2 and fourth 6-1.

Of playing the ball “up,” Nicklaus decided, “it was the right decision but it certainly was not golf.”

Champion Jim Simons provided an appropriate correlation for the 1978 Memorial theme. He may have set a record for getting it “up and down.” In the final round alone he had seven saves for par, five of them in the last seven holes.

A winner only once before in his six TOUR years, Simons survived his highest round of the week, a 74, for 285, good enough to distance Bill Kratzert by one stroke. He holed a 21-foot putt on No. 18, where Kratzert had missed what would have been a tying 10 footer. The latter also had a 74 final round.

Fuzzy Zoeller was the only other pro under Muirfield’s 288 par (70-287), while Nicklaus, Gary Player and Sneed were even. Nicklaus “hit every drive in the middle of the fairway” and Player carded six birdies to co-lead the first round with 67’s. They tied the tournament record, but Nicklaus suggested “with asterisks,” because of playing the ball “up.”

Simons gave a tip-off: he hit the rough on the first three holes, but still managed two pars and a birdie. He finished with 68, a figure shared by Tom Kite and Rex Caldwell. In the second round, Nicklaus struggled to a front nine of 41 and admitted it hurt to see his name come off the leader board—in his own tournament. Player came to No. 18 two under for the day and seven for the tournament, but wasted strokes in front of the green and three-putted for a double-bogey and 72-139.

Simons dipped six under after nine holes, but bogeyed Nos. 16 and 17 and saved par on No. 18 with a 40-foot putt, finishing with a 69-137 for the lead. Sneed (70), Andy Bean (68), and Bobby Wadkins (69), were also at 139, Nicklaus four back at 76-143.

Playing it “down” on Saturday didn’t change Simon’s pattern. He produced five “up and down” saves in the first 17 holes and dropped an 8-foot birdie putt on No. 18 for a 73-210 and a stroke margin over Kratzert (69-211). Rod Curl followed Friday’s 67 with a 68—the best 36-hole stretch in the tournament – for 212.

Curl exited the scramble early in the final round, eventually staggering to an 81; Kratzert lost ground with a double bogey on No. 2, and Nicklaus put himself at a disadvantage with a nightmarish six on the par-3 No. 4. Simons parred the latter hole and you can guess how; up and down from a bunker.

Nicklaus steadied himself with four birdies, pulling to within one of the lead after No. 15, but a double bogey on No. 17 ended his bid. Kratzert kept pressing and, despite the missed putt on No. 18, still had a chance – if Simons were to stumble.

But Simons simply refused. Time after time, he faced bogey and salvaged par. Maybe he just didn’t see all the trouble he was getting into. He revealed afterward that he is woefully nearsighted, legally blind without his contact lenses and used a 50-cent piece to mark his ball on the green. “I was fighting it, and fatigued coming in,” admitted Simons, 50,000 – or 100,000 ball-markers – richer. “But I made some clutch putts.”

Simons had earned the tag “grinder” among his fellow pros – he just kept grinding away, working and struggling to improve. “I think I’m a talented player,” he suggested, “but my talents lie in areas different from other players. I’m not long off the tee. But my ability to think is important. I can maneuver the ball. I can hang in there.”

One of his thought-actions caused considerable comment. After the PGA slapped David Graham with a 200 fine for slow play, Simons, who had a reputation for slow play, began a new routine: When he hit first, he immediately headed for the ropes, joined the walking gallery and reentered the roped area when he reached his ball.

“It’s probably not the best etiquette,” he conceded, “but I get a head start on my next shot. Then I can go through my routine of testing the wind and so forth.”

Simons avoided a penalty, but Arnold Palmer incurred one on Saturday when he lost track of the rule change and improved his lie on No. 6.

The Muirfield course accommodated the pros – and galleries – beautifully, as usual. But the parking lots were something else. They were quagmires, unusable. Every available paved lot in the area was “borrowed” and spectators were brought to Muirfield by an amazing shuttle bus system. One of the emergency lots happened to be at the Columbus Zoo, two miles away. One day, an obviously misdirected elderly couple disembarked at the Muirfield gate and complained. “But we came to see the zoo!”

1978 Memorial Tournament Results

Dates: May 18 – 21, 1978

Purse: \$259,960

Par: 36-36 = 72

Yardage: 7,101

Leaders: First Round – Jack Nicklaus and Gary Player were tied at five-under 67. Tom Kite, Rex Caldwell and Jim Simons were at 68. **Second Round** – Simons was alone in the lead at seven-under 137. Player, Andy Bean, Ed Sneed and Bobby Wadkins were at 139. **Third Round** – Simons birdied last hole for six-under 210, with Bill Kratzert at 211 and Rod Curl 212.

Cut: 73 players at 149.


Pro-Am: Cancelled because of rain.

Weather: *Thursday* and *Friday:* mostly sunny. *Saturday* and *Sunday:* overcast. Lift, clean and place in fairway first two days.

1.	Jim Simons	68-69-73-74-284	\$50,000.00		Mike McCullough	72-76-74-75-297	1,203.00
2.	Bill Kratzert	72-70-69-74-285	28,500.00		Rex Caldwell	68-75-76-78-297	1,203.00
3.	Fuzzy Zoeller	71-73-73-70-287	17,750.00		40. Bruce Devlin	72-77-76-73-298	993.34
4.	Ed Sneed	69-70-78-71-288	10,333.34		Andy North	70-76-76-76-298	993.34
	Gary Player	67-72-75-74-288	10,333.33		Gibby Gilbert	71-75-75-77-298	993.33
	Jack Nicklaus	67-76-71-74-288	10,333.33		Bob Wynn	76-70-75-77-298	993.33
7.	Morris Hataalsky	74-68-75-72-289	7,686.50		Hale Irwin	73-73-73-79-298	993.33
	Bob Shearer	72-72-70-75-289	7,686.50		Wally Armstrong	75-72-72-79-298	993.33
9.	Gil Morgan	74-67-76-74-291	6,750.00		46. John Schroeder	76-73-79-71-299	910.00
10.	Jerry Pate	76-73-74-69-292	5,300.00		Jeff Mitchell	73-76-75-75-299	910.00
	Curtis Strange	69-76-77-70-292	5,300.00		Arnold Palmer	77-71-75-76-299	910.00
	Jay Haas	71-76-73-72-292	5,300.00		Gary Groh	78-68-76-77-299	910.00
	David Graham	78-69-72-73-292	5,300.00		Bobby Wadkins	70-69-81-79-299	910.00
	Tom Watson	73-72-72-75-292	5,300.00		Tommy Aaron	71-73-74-81-299	910.00
15.	Bruce Lietzke	74-70-76-73-293	3,750.00		Lou Graham	71-75-71-82-299	910.00
	Mark Hayes	70-78-72-73-293	3,750.00		53. Jim Colbert	75-74-74-77-300	865.00
	Howard Twitty	75-71-73-74-293	3,750.00		Leonard Thompson	73-72-75-80-300	865.00
	Keith Fergus	72-70-74-77-293	3,750.00		55. Tom Purtzer	74-74-79-74-301	815.88
	Rod Curl	77-67-68-81-293	3,750.00		Bob E. Smith	77-72-79-73-301	815.88
20.	Lee Elder	74-72-77-71-294	2,650.00		Mike Reid	74-73-77-77-301	815.88
	Larry Nelson	77-71-71-75-294	2,650.00		Barry Jaeckel	74-74-75-78-301	815.88
	Steve Melnyk	71-75-73-75-294	2,650.00		Lon Hinkle	69-76-77-79-301	815.87
	Bob Gilder	75-74-70-75-294	2,650.00		Victor Regalado	73-75-74-79-301	815.87
24.	Tom Weiskopf	72-77-74-72-295	1,969.84		Doug Tewell	73-73-75-80-301	815.87
	Bobby Walzel	72-77-74-72-295	1,969.84		Tom Kite	68-75-78-80-301	815.87
	Andy Bean	71-68-81-75-295	1,969.83		63. Joe Inman	74-74-77-77-302	780.00
	Don Pooley	71-76-74-74-295	1,969.83		Don Bies	74-71-80-77-302	780.00
	Terry Diehl	72-73-74-76-295	1,969.83		Craig Stadler	72-75-79-76-302	780.00
	Gary Koch	71-70-74-80-295	1,969.83		66. Gary McCord	71-76-70-86-303	770.00
30.	Ben Crenshaw	72-77-75-72-296	1,517.84		67. Alan Tapie	70-74-81-79-304	765.00
	Mac McLendon	74-74-75-73-296	1,517.84		68. George Cadle	74-74-80-77-305	755.00
	Miller Barber	73-73-75-75-296	1,517.83		Frank Beard	75-71-81-78-305	755.00
	Mike Morley	70-74-76-76-296	1,517.83		Jerry Heard	71-78-77-79-305	755.00
	Charles Coody	74-72-74-76-296	1,517.83		71. Roger Maltbie	71-76-80-81-308	750.00
	Bob Zender	74-72-71-79-296	1,517.83		Lu Liang-Huan	73-76-75-84-308	750.00
36.	George Burns	71-74-78-74-297	1,203.00		73. Forrest FezIer	75-74-81-79-309	750.00
	Hubert Green	71-74-76-76-297	1,203.00				

Homero Blancas (79-81-MC), Ron Cerrudo (77-77-MC), Bob Cole (79-73-MC), Dan Edwards (73-77-MC), Ray Floyd (74-80-MC), Rod Funseth (74-79-MC), David Good (81-80-MC), Phil Hancock (76-77-MC), Mike Hill (78-76-MC), Don January (72-78-MC), Stan Lee (76-74-MC), John Lister (76-78-MC), Lyn Lott (75-78-MC), Mark Lye (79-75-MC), John Mahaffey (75-76-MC), Bob Mallon (77-77-MC), Fred Marti (73-77-MC), Rik Massengale (80-73-MC), Jerry McGee (77-76-MC), Florentino Molina (74-76-MC), Orville Moody (75-76-MC), Takashi Murakami (78-77-MC), Jim Nelford (74-76-MC), Bob Nichols (75-76-MC), Peter Oosterhuis (78-77-MC), Joe Porter (76-77-MC), Jack Renner (76-77-MC), Chi Chi Rodriguez (76-76-MC), Bill Rogers (76-75-MC), John Schlee (74-79-MC), J. C. Snead (74-76-MC), Steve Veriato (77-73-MC).

1977 Memorial Tournament



Eye brows raised when Jack Nicklaus proclaimed winning the second annual Memorial Tournament “my biggest thrill in golf.”

One national magazine writer, in fact, began his tournament report thusly: “It is inconceivable that Jack Nicklaus, in a rational moment, would say that winning the Memorial

Tournament is a greater thrill than beating Arnold Palmer for his first U.S. Open title, or winning the British Open at St. Andrews . . . beating Ben Hogan’s Masters’ record, or bettering Bobby Jones’ major championship performance.”

But Nicklaus was completely rational at the moment he made the statement, which was minutes after holing his final putt at Muirfield Village Golf Club on May 23, 1977.

Nicklaus’ statement wasn’t that surprising to those who knew the depth of his involvement in the Muirfield/Memorial project and the dogged struggle he had waged to bring the dream to reality. They understood what he meant.

While he heaped success upon success on the links to gain recognition as the greatest player in golf history, Nicklaus suffered disappointment and frustration in his plans for a golf course of his own, and as he phrased it, for “bringing a major tournament to Columbus, the city of my birth.”

He had acquired what he considered a choice tract of land in Dublin, Ohio, in 1966, but construction didn’t begin until July of 1972. A less resolute man might have tossed in the towel. But not Nicklaus. He obviously had the long struggle in mind when he savored the Memorial with: “After we’ve worked so hard with this course and this tournament . . .”

Not even the pesky thunderstorms that had forced an overnight delay in finishing the tournament could spoil this moment.

Nicklaus originally debated whether or not to play in the Memorial. Since he designed the course and originated the tournament, he feared that, if he won, it might evoke unfavorable reaction, or have adverse impact on the event itself.

Jack considered being merely a host, but associates and friends involved in the Memorial helped him to an early decision: to play. What’s more, he’d give it his best shot(s). “I’ve never played in a tournament I didn’t want to win,” he reminded. This would be no exception.

Nicklaus didn’t win the first Memorial; Roger Maltbie did (1976 review). He gave little indication in the 1977 first round that he would be literally presenting the unique Memorial trophy to himself on Sunday.

His par 72 left him four strokes apace co-leaders Mark Lye and Bobby Wadkins (68’s). Wadkins started 4-over in the first six holes, but set a tournament record 29 on the incoming nine (7 birdies). Jerry McGee, Gary Player, Bruce Lietzke and Chi Chi Rodriguez, at 70, were among 17 who broke par.

Nicklaus improved his position with a 68 (140) in the second round, but Player, hitting every green and avoiding a bogey, and McGee jumped into the lead with 68 each for 138. Fuzzy Zoeller soared to second with a tournament record-tying 67 for 139.

In the third round, Wadkins resumed the lead with 69-209 and Nicklaus edged within one stroke by sinking a bunker shot

on No. 18 for a 70. Lye stayed close with a 70-211, David Graham gained with a 68 for 212 and Tom Watson, Hubert Green and Player moved into contention.

On Sunday, Nicklaus holed one of his few long putts – 20 feet – on No. 2 and approached within two feet on No. 6 for another birdie that boosted him into the lead by two strokes. He had birdie chances at Nos. 1, 3 and 4. Wadkins had started bogey-par-bogey.

But Nicklaus lost one stroke to sand trouble at No. 7 and another to a three-putt at No. 8 (his first of the week), Wadkins birdied No. 7.

That’s when, after three days of hot, sunny weather, a brief storm struck Muirfield (3 p.m.) delaying play for 20 minutes. After action resumed, Wadkins double-bogeyed No. 9 to put Nicklaus back on top by two strokes. On No. 11, Jack’s sand wedge stopped three feet from the pin for probable birdie, but as he said later, “I had about an hour to line that one up.”

Ominous storm clouds let loose at 4:10. With high winds, thunder, lightning and a curtain of rain sweeping the course, players and galleries scurried for cover. For almost an hour, they – along with the CBS-TV cameras – watched the torrent and wondered if even Muirfield’s “Cadillac-type” drainage system could render the course playable again.

Standing water on the greens did cause further delay, but the players slogged back to their marks at 6:30. Nicklaus sank his birdie putt but, Green birdied No. 13 to close within two strokes. Wadkins faded with a pair of bogeys.

Nicklaus had to settle for par on No. 15. Green was forced to lay up, diminishing his chance to gain. Again (7:39) the clouds rolled in and the rains came, with Nicklaus on No. 16 tee and Green near No. 15 green. At 8:05, with ten players on the course, play was cancelled and a 9 a.m. Monday finish decreed.

With the course heavy with dew, Nicklaus parred in Monday for a 71-281 (he missed only one green in the final 18) and Green drew no closer, standing at (69) 283. Watson was at 285.

“I’m never nervous before a golf tournament,” Nicklaus recalled later, “but I was pretty nervous this morning. I really wanted to win very badly.”

He had one twinge on No. 18. His 3-iron from the fairway appeared headed for a huge tree that guarded the left of the green.

“I hit that tree in the last round last year and made six,” Nicklaus recalled. “Today, I said ‘gosh, get over the tree’ and fortunately it did.”

Course builder/tournament founder Nicklaus now had his “biggest thrill,” he’d won the Memorial Tournament! Rather than detracting from the tournament, it lent a necessary helping of prestige. After all, as someone said, “what would a tournament be without Jack Nicklaus’ name among its champions?”

The gallery around No. 18 green – about 2,000 compared to the estimated 30,000 before Sunday’s rainout – accorded the hometown winner a standing ovation that lasted until Jack gave a final wave of recognition and disappeared into the scorer’s tent.

“This is probably as hard a tournament for me to win as any I’ve ever played,” he decided. “In my own mind, it was something harder for me to do than I thought I had the ability to do.” It was his 63rd TOUR victory and the 50,000 prize money sent his earnings over the 3 million mark.

His concern over the course and tournament didn’t weigh as heavily as in the 1976 inaugural, but he still played with myriad distractions and pressures his rivals didn’t carry – including hosting former President Ford for the Pro-Am. That he won under those conditions – only magnified the achievement.

Gratified as he was, Nicklaus confessed he was pleased to win the SECOND Memorial. “I’m kinda happy I didn’t win the first one,” he said.

1977 Memorial Tournament Results

Dates: May 19 – 22, 1977

Purse: \$238,260

Par: 36-36 = 72

Yardage: 7,101

Leaders: First Round – Bobby Wadkins, with seven-under 29 on the back nine, tied Mark Lye at four-under 68, two ahead of Bruce Lietzke, Jerry McGee, Gary Player and Chi Chi Rodriguez. **Second Round** – McGee and Player were tied at six-under 138, with Fuzzy Zoeller at 139. **Third Round** – Wadkins, with a 69, moved into a one-stroke lead at 209, with Nicklaus at 210 and Mark Lye 211.

Cut: 75 players at nine-over 153.


Pro-Am: 7,500. Individual, Andy North, 67, 750. Team, Art Wall and Tom Watson, 56, 675 each.

Weather: Thursday and Friday: hot and humid, with little wind. **Saturday:** hot with wind picking up in afternoon. **Sunday:** hot and cloudy. There was a 20-minute delay due to threat of lightning at 3 p.m. to 3:20 p.m. Suspended again at 4:10, and play resumed at 6:30. Suspended a third time at 7:39 with 10 players on course. Play did not resume until 9 a.m., Monday.

1. Jack Nicklaus	72-68-70-71-281	\$45,000.00	Victor Regalado	72-76-70-78-296	1,111.00
2. Hubert Green	71-71-72-69-283	25,650.00	40. George Archer	76-75-74-72-297	980.00
3. Tom Watson	71-70-73-71-285	15,975.00	Don Bies	71-79-74-73-297	980.00
4. Lou Graham	77-70-70-70-287	10,575.00	Hale Irwin	72-75-74-76-297	980.00
5. Chi Chi Rodriguez	70-76-73-69-288	8,661.50	Lon Hinkle	77-72-71-77-297	980.00
Fuzzy Zoeller	72-67-78-71-288	8,661.50	Tom Weiskopf	71-71-73-82-297	980.00
7. Lee Trevino	72-74-72-71-289	6,375.00	45. Wally Armstrong	77-76-72-73-298	940.00
Bob Murphy	72-72-73-72-289	6,375.00	Forrest Fezler	75-75-75-73-298	940.00
Gary Player	70-68-76-75-289	6,375.00	Gene Littler	76-75-70-77-298	940.00
Joe Inman	71-73-71-74-289	6,375.00	48. Leonard Thompson	76-72-78-73-299	890.00
11. Lyn Lott	71-75-74-70-290	4,950.00	Andy North	73-74-77-75-299	890.00
Bobby Wadkins	68-72-69-81-290	4,950.00	Johnny Miller	74-72-77-76-299	890.00
13. Andy Bean	74-72-72-74-292	3,936.50	Ed Sneed	74-74-75-76-299	890.00
Tom Kite	73-70-74-75-292	3,936.50	Homero Blancas	73-74-76-76-299	890.00
Bruce Devlin	71-74-72-75-292	3,936.50	Stan Lee	75-76-71-77-299	890.00
David Graham	74-70-68-80-292	3,936.50	Gill Morgan	76-75-68-80-299	890.00
17. Tom Purtzer	76-68-75-74-293	3,036.50	55. Kosaka Shimada	75-74-76-75-300	840.00
Bob Wynn	76-75-69-73-293	3,036.50	Orville Moody	76-76-74-74-300	840.00
Mark Lye	68-73-70-82-293	3,036.50	Fred Martin	71-75-77-77-300	840.00
Bruce Lietzke	70-76-73-74-293	3,036.50	58. Butch Baird	74-79-73-75-301	806.25
21. Danny Edwards	72-73-78-71-294	1,986.25	Art Wall, Jr.	72-80-73-76-301	806.25
John Schroeder	74-73-74-73-294	1,986.25	Jim Masserio	77-73-74-77-301	806.25
J.C. Snead	71-73-77-73-294	1,986.25	Mike McCullough	74-74-76-77-301	806.25
Peter Oosterhuis	74-71-75-74-294	1,986.25	62. Frank Beard	79-73-76-74-302	781.50
Dave Stockton	71-76-73-74-294	1,986.25	George Burns	76-73-78-75-302	781.50
Ray Floyd	72-75-73-74-294	1,986.25	Bob Gilder	76-72-76-78-302	781.50
Bob E. Smith	76-71-72-75-294	1,986.25	John Schlee	77-72-74-79-302	781.50
Gibby Gilbert	72-70-75-77-294	1,986.25	66. Mike Morley	74-72-83-74-303	766.50
29. Mac McLendon	75-75-75-70-295	1,429.17	Gay Brewer, Jr.	76-76-78-73-303	766.50
Rik Massengale	73-73-75-74-295	1,429.17	68. Larry Nelson	75-78-76-75-304	756.50
Joe Porter, III	75-74-72-74-295	1,429.17	George Cadle	74-78-78-74-304	756.50
Charles Coody	78-72-71-74-295	1,429.17	70. Dale Hayes	77-75-75-78-305	756.50
Jerry McGee	70-68-79-78-295	1,429.16	71. Lu Liang-Huan	75-77-78-76-306	750.00
Roger Maltbie	72-75-70-78-295	1,429.16	Ron Cerrudo	76-77-75-78-306	750.00
35. Jim Simons	73-74-76-73-296	1,111.00	John Lister	75-74-74-83-306	750.00
Arnold Palmer	79-74-70-73-296	1,111.00	74. Rod Curl	75-77-81-74-307	750.00
Gary McCord	71-73-76-76-296	1,111.00	75. Rex Caldwell, Jr.	73-80-80-82-315	750.00
Tom Jenkins	77-74-69-76-296	1,111.00			

Tom Aaron (75-80-MC), E. Perez Acosta (74-86-MC), Miller Barber (75-80-MC), Woody Blackburn (76-79-MC), Ben Crenshaw (87-73-MC), Dale Douglass (78-78-MC), John Fought (84-75-MC), Ron Funseth (78-78-MC), Al Geiberger (75-79-MC), Bob Goalby (88-78-MC), Mike Hill (81-84-MC), Barry Jaeckel (73-81-MC), Bill Kratzert (77-82-MC), Bob Menne (78-79-MC), Bob Nichols (80-78-MC), Greg Norman (78-78-MC), Calvin Peete (79-76-MC), Bill Rogers (82-76-MC), Mason Rudolph (79-80 MC), Ed Sabo (75-80-MC), Bill Sander (79-77-MC), Bob Shearer (77-79-MC), Dan Sikes (79-78-MC), Craig Stadler (84-79-MC), Alan Tapie (78-76-MC), Howard Twitty (73-84-MC), Bob Walzel (82-81-MC), Ed Pearce (82-DQ), Steve Melnyk (WD).

1976 Memorial Tournament



"When you think of a man hitting a gallery stake with a 4-iron (shot) from 180 yards out in the fairway and then having the ball bounce back on the green — it's just hard to believe!" mused golf great Byron Nelson. "That stake couldn't have been much more than three-quarters of an inch and it was round, so the ball could have gone any which way."

During a long and distinguished career as a player and later a busy TV commentator, Nelson had seen almost everything in shot-making, but still marvelled at Roger Maltbie's epic stroke that essentially won the first Memorial Tournament.

Maltbie and Hale Irwin had finished in a 72-hole tie at 288, even par over the Muirfield Village Golf Club course, Jack Nicklaus' proud new creation on the moors of Dublin, Ohio. They then embarked on a unique playoff instituted by Nicklaus — and later nixed by PGA TOUR Commissioner Deane Beman.

The two were to play three holes on a total-score medal basis, starting at No. 15. If no winner had thus been determined, they would proceed to No. 18 at sudden death. They matched birdies, then pars on the first two extra holes. On No. 17, Maltbie elected a 4-iron for his second shot.

"I had 186 yards to the green," the 1975 PGA Rookie of the Year related afterward, "and I aimed at the right side, because I was going to play a hook. For some reason, I thought I had aimed too far right and I tried to make a little correction on the way down."

The ball sailed much too far left and long, seemingly headed for big trouble. Irwin, watching from the fairway, thought "he'll have trouble making par from there." The gallery — and Maltbie — sensed the end of the match. Irwin had hit safely to the green, 15-16 feet from the pin. Maltbie appeared destined for bogey, barring a miracle.

So, the miracle happened! Maltbie said later that when he saw the ball bounce back on the green, he assumed he'd hit a spectator. When he arrived at the green, he learned about the stake assist.

"I got some bad breaks during the day, but I got a beauty that made up for all of them. However lucky Hale said I was, I was twice that lucky."

With that smile from lady luck, the free-spirited Maltbie made the cup in two to match Irwin's par and the twosome trudged to No. 18 for sudden death.

There, Irwin proved as ill-fated as Maltbie had been lucky on the previous hole. He used up four strokes getting to the green when his drive landed so close to a tree he bent his 5-iron on the follow-through; left himself in fluffy rough and then found a trap.

Irwin never finished. Maltbie made it unnecessary. His second skipped 20 feet above the cup and, with CBS-TV electing to spill over into prime time to complete the drama, he finished like a champion, drilling the putt for only the day's sixth birdie (3) on No. 18. "I don't lose very well," Irwin told the press afterward. "I'm not bitter; I'm upset. I'll never forget that (Maltbie) shot on No. 17. I've never seen one like it."

He didn't laugh much either when Maltbie burst in, holding up the stake and suggesting "I thought you might like to see this."

One of the marshals had presented it to the new champion and he carried it away with him in his golf bag.

Maltbie could have averted a playoff. He missed a 12-foot putt on the 72nd hole — the same No. 18 where he boldly penned history an hour later — and sank a nervous 3-footer to complete a struggling 76 final round. Irwin had already posted a 69-288.

The spectacular ending, Nicklaus' long-awaited, much-discussed Muirfield golf course, Maltbie's burning of the stake on No. 17 and the hectic horse-race playoff all combined to make the inaugural a truly "memorable Memorial."

The TOUR's best pros — 89 tee off — quickly discovered in Thursday's first official exploration that while Muirfield giveth, it also taketh away. Maltbie birdied two of the first four holes, but No. 5 claimed him with a double bogey; Ed Sneed's birdie at No. 8 sent him 2-under-par, but he double-bogeyed No. 9; Hubert Green birdied the first two holes, but gave both strokes back on No. 5, birdied Nos. 7 and 8, but bogeyed Nos. 9 and 10.

Host/course builder Nicklaus felt a little sheepish when he dipped 4-under after 16 holes, but finished bogey-double bogey. He had six birdies and an eagle, but was only 1-under at 71.

Veteran Don Bies didn't miss a fairway and accomplished a rare feat — birdies on Nos. 17 and 18 — in a first-round-leading 68; Green with eight birdies — ran second at 69; Gibby Gilbert hit a tree and a trap in a double-bogey finish at 70 and Maltbie, Irwin and Jerry McGee were also at 71.

Green bagged five more birdies in a second round 72 and led at 141; Maltbie was at 71-142; Rod Funseth did the back nine in 31 to set an 18-hole tournament record of 67 for 143, even with Bies (75); and McGee and Sneed were at 144.

Nicklaus broke fast in the third round, breezing along at 3-under, but dumped two tee shots in the water at No. 12 and had to make an 8-foot putt for a quadruple bogey seven and trailed leader Maltbie by that number of shots. Maltbie was 4-under-par after No. 12, but bogeyed Nos. 14, 15 and 16 and finished 70-212, two better than Bies by only a stroke and tying McGee in second place.

The game was really on now.

Bies grabbed the lead with a birdie on No. 10, but bogeyed Nos. 12 and 14; McGee double-bogeyed No. 11 but rallied with birdies at Nos. 14 and 15 to match Irwin and Bies at even par.

Irwin, playing ahead, birdied Nos. 11 and 13 to take a two-stroke lead and later admitted "I thought at that point I had the tournament won." Maltbie felt the same way: "When I saw Hale had come to No. 15 two-under (for the tournament). I didn't think I could win."

But disaster struck. Irwin drove into the woods on No. 15, hit across the fairway into the woods on the other side and eventually holed out with a double-bogey seven. Irwin, Maltbie, Bies and McGee were all even on the leaderboard at that stage.

Finishing first, Irwin missed from 50 feet; Bies threatened the cup from 15 feet, but the putt slid by. Maltbie's miss half an hour later created the epic playoff.

Bies finished third at 289, McGee and Jerry Pate fourth at 290 and Nicklaus rallied with birdies at Nos. 10 and 15, but good only for a tie with Funseth at 292.

Muirfield, and the Memorial, scored the best for the week — in compliments. "Muirfield is a great course and I love it," said Irwin. "We play a lot of first-year tournaments and none can come even close to this one. If they didn't change a thing, it would have to be one of the great tournaments we've played. Jack has made a magnificent, very admiral effort."

"This course is unbelievable," said Johnny Miller; "I love everything about the place," said Lee Trevino; I think it's one of the truly great tests of golf," said Tom Weiskopf; "If this (tournament) doesn't become a major championship, there aren't any. It already IS a major," said Jerry McGee.

1976 Memorial Tournament Results

Dates: May 27– 30, 1976

Purse: \$200,000

Par: 36-36 = 72

Yardage: 7,027

Leaders: First Round – Don Bies birdied the final two holes for a four-under par 68 and held a one-stroke lead over Hubert Green who bogeyed the 18th. Gibby Gilbert double-bogeyed 17 for a 70. **Second Round** – Hubert Green, with an even par 72, took the lead at three-under par 141 with Roger Maltbie at 71-71–142. Rod Funseth birdied five of the first six holes on the back side for a 31 and a 67 to tie with Bies at 143. **Third Round** – Maltbie added a two-under par 70 for a four-under par 212 and a two-stroke lead over Bies and three over Funseth.

Cut: 72 players from a field of 92 at 13-over-par 157.

Pro-Am: 7,500. Individual, Lee Trevino, 70, 750. Team, Bob Murphy, 57, 750.

Weather: Clear and sunny Thursday, cloudy and breezy Friday. Partly cloudy Saturday and Sunday.

1. Roger Maltbie	71-71-70-76-288	\$40,000.00	Bruce Crampton	77-72-75-77-301	1,030.00
2. Hale Irwin	71-74-74-69-288	22,800.00	38. Wally Armstrong	79-77-76-70-302	780.00
3. Don Bies	68-75-71-75-289	14,200.00	Victor Regalado	77-77-75-73-302	780.00
4. Jerry Pate	74-73-70-73-290	8,800.00	John Schroeder	74-77-77-74-302	780.00
Jerry McGee	71-73-72-74-290	8,800.00	Mike Hill	79-72-75-76-302	780.00
6. Tom Kite	74-74-70-73-291	6,880.00	Dennis Meyer	75-76-75-76-302	780.00
Lou Graham	72-74-73-72-291	6,880.00	Bob Shearer	76-77-72-77-302	780.00
8. Jack Nicklaus	71-75-73-73-292	5,650.00	Al Geiberger	75-74-76-77-302	780.00
Rod Funseth	76-67-72-77-292	5,650.00	Gay Brewer, Jr.	74-73-76-79-302	780.00
10. Ed Sneed	73-71-73-76-293	4,800.00	John Schlee	73-80-72-77-302	780.00
Tom Weiskopf	77-74-70-72-293	4,800.00	47. Pat Fitzsimons	78-76-79-70-303	535.00
12. Bruce Lietzke	76-78-68-72-294	3,866.67	Julius Boros	73-78-78-74-303	535.00
Gibby Gilbert	70-75-72-77-294	3,866.67	Bob Gilder	78-74-76-75-303	535.00
Alan Tapie	74-71-71-78-294	3,866.66	Kermit Zarley	80-77-70-76-303	535.00
15. Bill Rogers	74-76-72-73-295	3,200.00	51. Tom Shaw	74-74-81-75-304	490.00
Lee Trevino	79-74-70-72-295	3,200.00	52. Bobby Nichols	76-76-78-75-305	470.00
Hubert Green	69-72-79-75-295	3,200.00	Bruce Devlin	76-79-75-75-305	470.00
18. Howard Twitty	72-84-72-68-296	2,400.00	Bob Menne	72-80-76-77-305	470.00
Johnny Miller	72-74-79-71-296	2,400.00	55. Barry Jaeckel	76-80-75-75-306	430.00
Grier Jones	76-76-74-70-296	2,400.00	Mike Morley	76-78-76-76-306	430.00
Fred Marti	75-73-74-74-296	2,400.00	Mark Hayes	75-82-72-77-306	430.00
Charles Goody	73-77-72-74-296	2,400.00	Terry Diehl	75-81-72-78-306	430.00
23. Larry Nelson	73-75-77-72-297	1,880.00	Allen Miller	73-76-78-79-306	430.00
24. Andy North	77-77-75-69-298	1,710.00	60. Tom Jenkins	79-74-78-76-307	395.00
Ron Cerrudo	76-74-73-75-298	1,710.00	Lyn Lott	74-76-79-78-307	395.00
26. Joe Inman	73-73-81-72-299	1,450.00	62. Forrest Fezler	79-77-77-75-308	370.00
Takashi Murakami	76-75-76-72-299	1,450.00	Lanny Wadkins	77-79-74-78-308	370.00
Homero Blancas	77-73-76-73-299	1,450.00	Bobby Cole	80-70-78-80-308	370.00
Dave Stockton	77-77-72-73-299	1,450.00	65. Bobby Walzel	78-79-78-74-309	345.00
Bob Murphy	76-76-70-77-299	1,450.00	Miller Barber	75-77-75-82-309	345.00
Bob Wynn	73-72-75-79-299	1,450.00	67. Jim Simons	78-79-77-78-312	330.00
32. David Graham	78-72-79-71-300	1,183.34	68. Ed Dougherty	80-76-79-78-313	320.00
Ben Crenshaw	74-74-73-79-300	1,183.33	69. Bobby Mitchell	77-79-79-80-315	310.00
Gil Morgan	76-71-74-79-300	1,183.33	70. Gary Koch	79-75-85-77-316	300.00
35. Gary Groh	78-74-76-73-301	1,030.00	71. Leonard Thompson	77-77-83-83-320	—
Bob E. Smith	75-75-76-75-301	1,030.00			

Tom Aaron(81-WD), Buddy Allin (83-WD), Butch Baird (80-84-MC), George Burns (81-WD), George Cadle (78-83-MC), Bob Dickson (80-81-MC), Dale Douglass (82-86-MC), Marty Fleckman (80-81-MC), Larry Hinson (81-78-MC), Don Iverson (74-79-80-DQ), Jim Mas-serio (81-78-MC), Gary McCord (78-82- MC), Mike McCullough (78-80-MC), Mac McLendon (80-79-MC), Steve Melnyk (78-85-MC), Dave Newquist (82-77-MC), Ed Pearce (75-83-MC), Dean Refram (81-78-MC), Fred Ridley (79-84-MC), Sam Snead (76-83-MC), Art Wall (80-WD), Tommy Aaron (81-WD), Bud Allin (83-WD), George Burns (81-WD), Don Iverson (74-79-DQ).

Position of Leaders by Rounds

Year	Final Results	Round 1	Round 2	Round 3	Year	Final Results	Round 1	Round 2	Round 3
1976					1985				
Roger Maltbie	288	71 (T4)	142 (2)	212 (1)	Hale Irwin	281	68 (T3)	136 (1)	209 (2)
Hale Irwin	288	71 (T4)	145 (T7)	219 (T10)	Lanny Wadkins	282	69 (T5)	141 (T5)	208 (1)
Don Bies	289	68 (1)	143 (T3)	214 (2)	Bill Kratzert	284	69 (T5)	140 (T2)	211 (3)
Jerry Pate	290	74 (T20)	147 (T15)	217 (T6)	George Burns	286	72 (T20)	146 (T28)	217 (T23)
Jerry McGee	290	71 (T4)	144 (T5)	216 (T4)	Corey Pavin	286	72 (T20)	146 (T28)	216 (T14)
					Keith Fergus	286	73 (T33)	145 (T25)	214 (T6)
1977					1986				
Jack Nicklaus	281	72 (T17)	140 (T4)	210 (2)	Hal Sutton	271	68 (T7)	137 (T5)	203 (1)
Hubert Green	283	71 (T7)	142 (T8)	214 (T5)	Don Pooley	275	69 (T12)	136 (T1)	206 (T2)
Tom Watson	285	71 (T7)	141 (T6)	214 (T5)	Johnny Miller	276	70 (T19)	139 (T13)	208 (T8)
Lou Graham	287	77 (T74)	147 (T30)	217 (T10)	Mark O'Meara	276	68 (T7)	143 (T31)	210 (T14)
Chi Chi Rodriguez	288	70 (T3)	146 (T21)	219 (T21)	Jack Nicklaus	277	66 (T2)	136 (T1)	208 (T8)
Fuzzy Zoeller	288	72 (T17)	139 (T3)	217 (T10)	John Mahaffey	277	68 (T7)	139 (T13)	208 (T8)
1978					1987				
Jim Simons	284	68 (T3)	137 (1)	210 (1)	Don Pooley	272	70 (T23)	137 (6)	202 (2)
Bill Kratzert	285	72 (T28)	142 (T8)	211 (2)	Curt Byrum	275	64 (1)	135 (2)	204 (3)
Fuzzy Zoeller	287	71 (T14)	144 (T14)	217 (T9)	Denis Watson	276	75 (T82)	141 (T30)	206 (T5)
Ed Sneed	288	69 (T6)	139 (T2)	217 (T9)	Chip Beck	276	70 (T23)	139 (T13)	208 (T9)
Gary Player	288	67 (T1)	139 (T2)	214 (T4)	Scott Hoch	276	67 (T3)	131 (1)	198 (1)
Jack Nicklaus	288	67 (T1)	143 (T11)	214 (T4)					
1979					1988				
Tom Watson	285	73 (T8)	142 (1)	214 (1)	Curtis Strange	274	73 (T36)	143 (T19)	207 (T2)
Miller Barber	288	74 (T20)	147 (5)	218 (2)	Hale Irwin	276	70 (T9)	138 (1)	206 (1)
Bob Gilder	291	74 (T20)	154 (T41)	222 (7)	David Frost	276	69 (T3)	139 (T2)	207 (T2)
Lanny Wadkins	292	69 (1)	148 (T6)	221 (6)	John Huston	282	69 (T3)	139 (T2)	211 (T7)
Tom Kite	292	74 (T20)	146 (T2)	220 (T3)	Andrew Magee	282	70 (T9)	140 (T5)	208 (T4)
1980					1989				
David Graham	280	73 (T42)	140 (T9)	210 (T2)	Bob Tway	277	71 (T4)	140 (T2)	208 (2)
Tom Watson	281	74 (T56)	141 (T12)	210 (T2)	Fuzzy Zoeller	279	69 (1)	135 (1)	207 (1)
Mike Reid	282	69 (T4)	142 (T19)	212 (T10)	Payne Stewart	281	70 (T2)	143 (T7)	216 (T10)
Miller Barber	283	72 (T28)	138 (T1)	210 (T2)	Mark Calcavecchia	283	72 (T13)	140 (T2)	213 (T5)
Tom Weiskopf	283	69 (T4)	140 (T9)	211 (T6)	Bruce Lietzke	283	73 (T26)	143 (T7)	212 (T3)
1981					1990				
Keith Fergus	284	71 (T9)	139 (1)	213 (T4)	Greg Norman	216	73 (T2)	147 (T7)	
Jack Renner	285	75 (T55)	145 (T22)	214 (T8)	Payne Stewart	217	74 (T9)	148 (T12)	
Tom Watson	287	72 (T21)	144 (T16)	213 (T4)	Mark Brooks	218	76 (T18)	146 (T4)	
Tom Purtzer	287	68 (T2)	142 (T5)	215 (T12)	Fred Couples	218	69 (1)	143 (1)	
George Archer	287	74 (T46)	143 (T7)	212 (1)	Brad Faxon	218	77 (T26)	146 (T4)	
Craig Stadler	287	70 (T6)	141 (4)	212 (1)	Don Pooley	218	73 (T2)	144 (2)	
1982					1991				
Ray Floyd	281	74 (T46)	143 (T20)	210 (3)	Kenny Perry	273	70 (T17)	133 (1)	202 (1)
Wayne Levi	283	74 (T46)	144 (T29)	213 (T15)	Hale Irwin	273	73 (T44)	142 (T20)	207 (T3)
Peter Jacobsen	283	74 (T46)	143 (T20)	211 (T4)	Corey Pavin	275	66 (1)	137 (T3)	204 (2)
Gil Morgan	283	72 (T25)	142 (T9)	209 (T1)	Mike Hulbert	279	73 (T44)	140 (T10)	212 (T16)
Roger Maltbie	283	68 (1)	134 (1)	209 (T1)	Craig Stadler	279	71 (T22)	141 (T16)	211 (T11)
1983					1992				
Hale Irwin	281	71 (T13)	142 (T14)	212 (T6)	David Edwards	273	71 (T28)	136 (6)	206 (T6)
Ben Crenshaw	282	67 (T1)	138 (2)	211 (T4)	Rick Fehr	273	69 (T12)	139 (T13)	206 (T6)
David Graham	282	72 (T21)	139 (T3)	208 (1)	Payne Stewart	274	72 (T42)	142 (T35)	208 (T13)
Jim Thorpe	283	74 (T41)	143 (T17)	213 (T11)	Joey Sindelar	274	69 (T12)	134 (T1)	201 (1)
Andy Bean	284	69 (T3)	136 (1)	210 (T2)	Nolan Henke	275	65 (1)	134 (T1)	205 (T4)
Scott Hoch	284	72 (T21)	140 (T6)	210 (T2)	Mark Brooks	275	67 (2)	135 (T3)	204 (T2)
1984					1993				
Jack Nicklaus	280	69 (T7)	139 (2)	210 (2)	Paul Azinger	274	68 (T11)	137 (T4)	205 (2)
Andy Bean	280	71 (T16)	146 (T31)	213 (T3)	Corey Pavin	275	69 (T17)	139 (T14)	208 (T6)
Roger Maltbie	283	70 (T13)	143 (T11)	216 (T11)	Payne Stewart	276	69 (T17)	135 (T1)	202 (1)
Payne Stewart	283	67 (T1)	142 (T8)	214 (T5)	Fred Couples	277	67 (T3)	135 (T1)	208 (T6)
Chip Beck	283	69 (T7)	141 (T6)	209 (1)	Brad Faxon	277	69 (T17)	138 (T8)	208 (T6)

Position of Leaders by Rounds *(Continued)*

Year	Final Results	Round 1	Round 2	Round 3	Year	Final Results	Round 1	Round 2	Round 3
1993 (continued)					2001				
Jay Haas	277	67 (T3)	137 (T4)	209 (T11)	Tiger Woods	271	68 (T-5)	137 (T-3)	205 (2)
Jim McGovern	277	67 (T3)	138 (T8)	207 (T4)	Paul Azinger	278	68 (T-5)	135 (1)	204 (1)
Greg Norman	277	68 (T11)	136 (3)	210 (T13)	Sergio Garcia	278	68 (T-5)	137 (T-3)	207 (T-3)
Jumbo Ozaki	277	67 (T3)	137 (T4)	210 (T13)	Stewart Cink	279	72 (T-41)	141 (T-19)	208 (T-5)
1994					Vijay Singh	280	70 (T-23)	136 (2)	209 (8)
Tom Lehman	268	67 (T-2)	134 (1)	201 (1)	Toru Taniguchi	280	68 (T-5)	142 (T-27)	211 (T-12)
Greg Norman	273	70 (T-10)	139 (T-6)	209 (T-5)	2002				
John Cook	276	67 (T-2)	136 (T-2)	205 (2)	Jim Furyk	274	71 (T-19)	141 (T-15)	209 (T-10)
Donnie Hammond	277	69 (T-5)	138 (T-4)	208 (T-3)	John Cook	276	73 (T-40)	142 (T-26)	207 (T-4)
David Edwards	278	69 (T-5)	136 (T-2)	208 (T-3)	David Peoples	276	69 (T-6)	143 (T-39)	208 (T-7)
1995					David Duval	277	75 (T-70)	144 (T-47)	211 (T-21)
Greg Norman	269	66 (T-2)	136 (T-3)	203 (1)	Harrison Frazar	277	70 (T-11)	135 (2)	210 (T-14)
Steve Elkington	273	69 (T-20)	137 (T-8)	206 (T5)	Shigeki Maruyama	277	74 (T-57)	140 (T-11)	207 (T-4)
Mark Calcavecchia	273	69 (T-20)	140 (T-19)	206 (T-5)	Vijay Singh	277	69 (T-6)	136 (T-3)	208 (T-7)
David Duval	273	70 (T-32)	141 (T31)	205 (T-3)	Bob Tway	277	65 (1)	136 (T-3)	204 (1)
Jay Haas	275	72 (T-57)	144 (T-60)	210 (T-22)	2003				
Ben Crenshaw	275	67 (T-4)	135 (T-1)	206 (T-5)	Kenny Perry	275	65 (2)	133 (1)	203 (1)
Tom Watson	275	67 (T-4)	138 (T-11)	206 (T-5)	Lee Janzen	277	67 (T-4)	134 (T-2)	201 (2)
David Frost	275	68 (T-10)	140 (T-19)	205 (T-3)	Mike Weir	278	72 (T-47)	142 (T-30)	213 (T-10)
Robert Gamez	275	68 (T-10)	135 (T-1)	204 (2)	Tiger Woods	279	67 (T-4)	138 (T-7)	214 (T-16)
1996					Vijay Singh	279	67 (T-4)	136 (T-4)	208 (T-3)
Tom Watson	274	70 (T-8)	138 (T-3)	204 (1)	2004				
David Duval	276	72 (T-24)	142 (T-18)	209 (T-5)	Ernie Els	270	68 (1)	138 (T-2)	204 (1)
David Frost	278	73 (T-42)	141 (T-18)	211 (T-10)	Fred Couples	274	69 (T-3)	138 (T-2)	206 (T-2)
Mark O'Meara	278	71 (T-15)	143 (T-26)	211 (T-10)	Tiger Woods	276	72 (T-39)	140 (8)	207 (T-5)
John Huston	279	74 (T-63)	135 (1)	206 (T-3)	Justin Rose	277	70 (T-11)	137 (T-1)	206 (T-2)
1997					K. J. Choi	278	71 (T-20)	138 (T-2)	206 (T-2)
Vijay Singh	202	70 (T16)	135 (3)		2005				
Greg Norman	204	71 (T24)	140 (T24)		Bart Bryant	272	69 (T-13)	138 (T-7)	204 (T-1)
Jim Furyk	204	71 (T24)	137 (T5)		Fred Couples	273	71 (T-39)	138 (T-7)	204 (T-1)
Lee Janzen	205	70 (T16)	137 (T5)		Bo Van Pelt	276	67 (T-3)	139 (T-12)	208 (T-10)
Scott Hoch	205	67 (5)	132 (1)		Tiger Woods	276	69 (T-13)	137 (T-2)	208 (T-10)
Tommy Tolles	205	70 (T16)	134 (2)		Jeff Sluman	276	65 (1)	136 (1)	204 (T-1)
1998					2006				
Fred Couples	271	68 (T12)	135 (T1)	202 (1)	Carl Pettersson	276	69 (T-3)	136 (1)	205 (1)
Andrew Magee	275	67 (T5)	138 (T5)	206 (T3)	Brett Wetterich	278	69 (T-3)	138 (T-4)	211 (T-6)
David Duval	276	74 (T72)	149 (T18)	207 (6)	Zach Johnson	278	70 (T-17)	138 (T-4)	208 (3)
Jim Furyk	277	74 (T72)	142 (T26)	209 (T14)	Brandt Jobe	279	70 (T-17)	138 (T-4)	212 (T-10)
Brandel Chamblee	278	71 (T36)	143 (T39)	209 (T14)	Adam Scott	279	71 (T-30)	137 (T-2)	210 (5)
Davis Love III	278	66 (T1)	139 (T12)	205 (2)	Phil Mickelson	279	69 (T-3)	139 (T-9)	209 (4)
1999					2007				
Tiger Woods	273	68 (T-5)	134 (1)	204 (1)	K.J. Choi	271	69 (T-17)	134 (T-12)	206 (T-7)
Vijay Singh	275	68 (T-5)	135 (T-2)	206 (2)	Ryan Moore	272	66 (T-4)	135 (T-5)	206 (T-7)
Olin Browne	279	72 (T-40)	142 (T-32)	214 (T-22)	Kenny Perry	273	69 (T-17)	143 (T-41)	210 (T-17)
David Duval	279	72 (T-40)	140 (T-16)	209 (T-4)	Rod Pampling	273	65 (T-1)	133 (2)	201 (1)
Carlos Franco	279	74 (T-69)	141 (T-22)	211 (T-10)	Fredrik Jacobson	274	68 (T-10)	136 (7)	206 (T-7)
2000					Stewart Cink	274	69 (T-17)	140 (T-19)	205 (T-4)
Tiger Woods	269	71 (T-8)	134 (1)	199 (1)	Sean O'Hair	274	65 (T-1)	135 (T-5)	204 (T-4)
Justin Leonard	274	70 (T-4)	140 (T-8)	206 (3)	Adam Scott	274	70 (T-30)	132 (1)	204 (T-2)
Ernie Els	274	73 (T-33)	137 (3)	209 (T-7)	2008				
Mike Weir	276	74 (T-46)	139 (T-4)	207 (4)	Kenny Perry	280	66 (T-2)	137 (T-1)	211 (T-2)
Steve Lowery	278	73 (T-33)	139 (T-4)	205 (2)	Jerry Kelly	282	66 (T-2)	138 (3)	211 (T-2)
Steve Flesch	278	76 (T-72)	144 (T-42)	208 (T-5)	Justin Rose	282	68 (T-6)	141 (T-9)	211 (T-2)
Paul Azinger	278	72 (T-19)	143 (T-28)	212 (T-16)	Mathew Goggin	282	65 (1)	137 (T-1)	208 (1)
					Mike Weir	282	71 (T-20)	143 (T-11)	211 (T-2)

Position of Leaders by Rounds *(Continued)*

Year				
Final Results		Round 1	Round 2	Round 3
2009				
Tiger Woods	276	69 (T9)	143 (T24)	211 (T7)
Jim Furyk	277	67 (T2)	137 (T1)	208 (T3)
Jonathan Byrd	280	69 (T9)	137 (T1)	208 (T3)
Mark Wilson	280	68 (T6)	138 (T3)	207 (T1)
Matt Kuchar	282	73 (T48)	140 (T7)	211 (T7)
Davis Love III	282	72 (T35)	140 (T7)	209 (T5)
Matt Bettencourt	282	71 (T22)	139 (T5)	207 (T1)
2010				
Justin Rose	270	65 (T1)	134 (2)	204 (4)
Rickie Fowler	273	65 (T1)	131 (1)	200 (1)
Bo Van Pelt	276	70 (T23)	139 (T10)	207 (T6)
Ricky Barnes	276	70 (T23)	141 (T25)	203 (T2)
Ryan Moore	277	70 (T23)	139 (T10)	209 (T17)
Phil Mickelson	277	67 (T4)	138 (T8)	208 (T12)
Tim Petrovic	277	69 (T15)	135 (T3)	203 (T2)
2011				
Steve Stricker	272	68 (T5)	135 (1)	204 (1)
Matt Kuchar	273	69 (T14)	140 (T12)	208 (T3)
Brandt Jobe	273	71 (T35)	139 (T6)	208 (T3)
Dustin Johnson	276	68 (T5)	141 (T14)	211 (T14)
Rory McIlroy	277	66 (T1)	138 (T2)	209 (T5)
Gary Woodland	278	72 (T52)	141 (T14)	210 (T8)
2012				
Tiger Woods	279	70 (T11)	139 (T2)	212 (4)
Andres Romero	281	69 (T4)	142 (T12)	214 (T8)
Rory Sabbatini	281	69 (T4)	138 (1)	209 (2)
Daniel Summerhays	283	69 (T4)	140 (T5)	214 (T8)
Spencer Levin	283	67 (T2)	139 (T2)	208 (1)
Matt Every	284	69 (T4)	144 (T27)	215 (T15)
Jonathan Byrd	284	71 (T20)	141 (T7)	213 (T5)
2013				
Matt Kuchar	276	68 (T7)	138 (T4)	208 (1)
Kevin Chappell	278	71 (T27)	142 (T15)	210 (T2)
Kyle Stanley	281	67 (T3)	137 (3)	210 (T2)
Scott Stallings	282	70 (T13)	140 (T6)	215 (T20)
Bill Haas	282	68 (T7)	135 (1)	211 (T4)
Russell Henley	283	67 (T3)	144 (T36)	214 (T14)
Matt Jones	283	69 (T9)	141 (T9)	211 (T4)
2014				
Hideki Matsuyama	275	70 (T21)	67 (T4)	69 (3)
Kevin Na	275	72 (T45)	69 (T24)	70 (T20)
Bubba Watson	276	66 (T2)	69 (2)	69 (1)
Chris Kirk	278	66 (T2)	70 (3)	74 (T14)
Adam Scott	278	69 (T11)	70 (T10)	68 (4)
Steve Stricker	279	71 (T28)	70 (T24)	70 (T20)
Ben Curtis	279	69 (T11)	71 (T17)	69 (T11)

Player Records

AARON, TOMMY

Year	1st	2nd	3rd	4th	Total	Rounds Played	Avg Score	Finish	Money
1976	81				81	1	81.00	WD	0.00
1977	75	80			155	2	77.50	CUT	0.00
1978	71	73	74	81	299	4	74.75	T46	910.00
1979	84	82			166	2	83.00	CUT	0.00
1980	83	76			159	2	79.50	CUT	0.00
1981	75	76	75	76	302	4	75.50	T62	1,580.00
1982	77	74			151	2	75.50	CUT	0.00
Totals					1313	17	77.24		\$2,490.00

ACOSTA, E. PEREZ

Year	1st	2nd	3rd	4th	Total	Rounds Played	Avg Score	Finish	Money
1977	74	86			160	2	80.00	CUT	0.00
Totals					160	2	80.00		\$0.00

ADAMS, BLAKE

Year	1st	2nd	3rd	4th	Total	Rounds Played	Avg Score	Finish	Money
2010	72	79			151	2	75.50	CUT	0.00
2011	71	73	72	70	286	4	71.50	T37	27,900.00
2012	69	77	71	73	290	4	72.50	T19	72,540.00
Totals					727	6	72.70		\$100,440.00

ADAMS, JOHN

Year	1st	2nd	3rd	4th	Total	Rounds Played	Avg Score	Finish	Money
1984	77	81			158	2	79.00	CUT	0.00
1995	73	74			147	2	73.50	CUT	0.00
Totals					305	4	76.25		\$0.00

AIKEN, THOMAS

Year	1st	2nd	3rd	4th	Total	Rounds Played	Avg Score	Finish	Money
2009	67	83			150	2	75.00	CUT	0.00
2011	75	71			146	2	73.00	CUT	0.00
2014	70	75			145	2	72.50	CUT	0.00
Totals					441	6	73.50		\$0.00

ALLAN, STEVE

Year	1st	2nd	3rd	4th	Total	Rounds Played	Avg Score	Finish	Money
2003	77	77			154	2	77.00	CUT	0.00
Totals					154	2	77.00		\$0.00

ALLEM, FULTON

Year	1st	2nd	3rd	4th	Total	Rounds Played	Avg Score	Finish	Money
1986	74	73			147	2	73.50	CUT	0.00
1987	75	72			147	2	73.50	CUT	0.00
1988	71	70	73	83	297	4	74.25	T63	2,603.33
1989	75	73	78	71	297	4	74.25	T59	3,680.00
1990	76	74	79		229	3	76.33	T53	2,293.33
1991	75	67	72	75	289	4	72.25	T38	4,560.00
1992	68	74	74	71	287	4	71.75	T65	2,704.00
1993	72	76			148	2	74.00	CUT	0.00
1994	74	70	72	73	289	4	72.25	T38	6,150.00
1997	79	71			150	2	75.00	CUT	0.00
Totals					2280	31	73.55		\$21,990.66

ALLEN, MICHAEL

Year	1st	2nd	3rd	4th	Total	Rounds Played	Avg Score	Finish	Money
1993	70	72	70	68	280	4	70.00	T12	28,350.00
1994	76	80			156	2	78.00	CUT	0.00
Totals					436	6	72.67		\$28,350.00

ALLENBY, ROBERT

Year	1st	2nd	3rd	4th	Total	Rounds Played	Avg Score	Finish	Money
1993	73	75			148	2	74.00	CUT	0.00
1995	71	71	69	69	280	4	70.00	T21	15,958.75
1999	71	70	74	75	290	4	72.50	T52	6,069.00
2000	78	73			151	2	75.50	CUT	0.00
2001	69	69	70	73	281	4	70.25	T7	127,783.33
2002	70	73	72	68	283	4	70.75	T27	31,950.00
2003	76				76	1	76.00	WD	0.00
2004	74	74	74	66	288	4	72.00	T33	27,150.00
2005	71	74	70	74	289	4	72.25	T52	12,826.00
2006	71	74			145	2	72.50	WD	0.00
2007	71	76			147	2	73.50	CUT	0.00
2008	69	76	72	71	288	4	72.00	T10	120,666.67
2009	72	76	68	75	291	4	72.75	T41	22,800.00
2010	74	73			147	2	73.50	CUT	0.00
2011	71	75			146	2	73.00	CUT	0.00
2012	73	74	77	72	296	4	74.00	T56	14,074.00
2013	74	73	72	74	293	4	73.25	T53	14,353.00
2014	73	73			146	2	73.00	CUT	0.00
Totals					3985	55	72.45		\$393,630.75

ALLIN, BUD

Year	1st	2nd	3rd	4th	Total	Rounds Played	Avg Score	Finish	Money
1976	83				83	1	83.00	WD	0.00
1980	72	75	77	76	300	4	75.00	69	1,520.00
1981	73	81			154	2	77.00	CUT	0.00
Totals					537	7	76.71		\$1,520.00

ALLRED, JASON

Year	1st	2nd	3rd	4th	Total	Rounds Played	Avg Score	Finish	Money
2014	74	68	74	66	282	4	70.50	T15	102,300.00
Totals					282	4	70.50		\$102,300.00

AMES, STEPHEN

Year	1st	2nd	3rd	4th	Total	Rounds Played	Avg Score	Finish	Money
2003	75	73			148	2	74.00	CUT	0.00
2004	69	68	70	72	279	4	69.75	T6	182,437.50
2005	70	73	68	74	285	4	71.25	T30	34,925.00
2006	73	79			152	2	76.00	CUT	0.00
Totals					864	12	72.00		\$217,362.50

AN, BYEONG-HUN

Year	1st	2nd	3rd	4th	Total	Rounds Played	Avg Score	Finish	Money
2010	77	71			148	2	74.00	CUT	0.00
Totals					148	2	74.00		\$0.00

ANDRADE, BILLY

Year	1st	2nd	3rd	4th	Total	Rounds Played	Avg Score	Finish	Money
1990	79	73	74		226	3	75.33	T32	5,533.34
1991	69	71	71	72	283	4	70.75	T18	16,800.00
1992	72	72	69	65	278	4	69.50	T14	22,100.00
1993	71	72	72	72	287	4	71.75	T40	5,040.00
1994	74	71	73	68	286	4	71.50	T26	11,325.00
1995	75	77			152	2	76.00	CUT	0.00
1996	74	77			151	2	75.50	CUT	0.00
1997	66	72	71		209	3	69.67	T10	45,600.00
1998	77	71			148	2	74.00	CUT	0.00
1999	69	72	72	75	288	4	72.00	T43	8,415.00
2000	76	74			150	2	75.00	CUT	0.00
2001	72	71	74	79	296	4	74.00	T63	8,692.00
2002	72	72	67	67	278	4	69.50	T9	117,000.00
2003	69	75	79	74	297	4	74.25	T52	11,725.00
2004	71	73	75	76	295	4	73.75	T63	11,130.00
2005	69	71	71	73	284	4	71.00	T24	44,550.00
2006	72	80			152	2	76.00	CUT	0.00
2007	74	69	78	75	296	4	74.00	T0	12,000.00
2008	72	85			157	2	78.50	CUT	0.00
2009	76				76	1	76.00	WD	0.00
Totals					4589	63	72.84		\$319,910.34

AOKI, ISAO

Year	1st	2nd	3rd	4th	Total	Rounds Played	Avg Score	Finish	Money
1981	75	72	75	70	292	4	73.00	T18	4,410.00
1989	76	75			151	2	75.50	CUT	0.00
Totals					443	6	73.83		\$4,410.00

APHIBARNRAT, KIRADECH

Year	1st	2nd	3rd	4th	Total	Rounds Played	Avg Score	Finish	Money
2014	73	71	70	76	290	4	72.50	T62	13,268.00
Totals					290	4	72.50		\$13,268.00

APPLEBY, STUART

Year	1st	2nd	3rd	4th	Total	Rounds Played	Avg Score	Finish	Money
1997	74	76			150	2	75.00	CUT	0.00
1998	75	76			151	2	75.50	CUT	0.00
1999	69	72	72	73	286	4	71.50	T31	15,459.25
2000	76	69	69	69	283	4	70.75	T17	46,500.00
2001	67	71	69	74	281	4	70.25	T7	127,783.33
2002	67	73	71	73	284	4	71.00	T32	22,860.00
2003	71	71	76	69	287	4	71.75	T18	70,000.00
2004	73	74	70	78	295	4	73.75	T63	11,130.00
2005	76	70	74	72	292	4	73.00	T67	11,055.00
2006	69	71	74	73	287	4	71.75	T28	42,550.00
2007	70	74	71	72	287	4	71.75	T51	14,310.00
2008	72	76	68	74	290	4	72.50	T20	65,000.00
2009	72	74	76	78	300	4	75.00	T72	11,820.00
2010	73	74			147	2	73.50	CUT	0.00
2011	75	75			150	2	75.00	CUT	0.00
2012	77	73			150	2	75.00	CUT	0.00
2014	77				77	1	77.00	WD	0.00
Totals					3997	55	72.67		\$438,467.58

Player Records

ARCHER, GEORGE

Year	1st	2nd	3rd	4th	Total	Rounds Played	Avg Score	Finish	Money
1977	76	75	74	72	297	4	74.25	T40	980.00
1980	73	70	72	75	290	4	72.50	T29	1,964.17
1981	74	69	69	75	287	4	71.75	T3	16,800.00
1982	78	68	71	73	290	4	72.50	T34	2,275.00
1983	71	76	74	77	298	4	74.50	T62	1,675.00
1984	74	72	73	69	288	4	72.00	T13	10,000.00
1985	74	79			153	2	76.50	CUT	0.00
Totals					1903	26	73.19		\$33,694.17

ARMOUR III, TOMMY

Year	1st	2nd	3rd	4th	Total	Rounds Played	Avg Score	Finish	Money
1989	74	75	74	73	296	4	74.00	T55	3,740.00
1990	76	78	70		224	3	74.67	T26	7,550.00
1991	74	77			151	2	75.50	CUT	0.00
1998	73	77			150	2	75.00	CUT	0.00
1999	72	78			150	2	75.00	CUT	0.00
2004	72	72	72	76	292	4	73.00	T55	11,812.50
2007	71	77			148	2	74.00	CUT	0.00
Totals					1411	19	74.26		\$23,102.50

ARMSTRONG, WALLY

Year	1st	2nd	3rd	4th	Total	Rounds Played	Avg Score	Finish	Money
1976	79	77	76	70	302	4	75.50	T38	780.00
1977	77	76	72	73	298	4	74.50	T45	940.00
1978	75	72	72	79	298	4	74.50	T40	993.00
1979	76	75	71	77	299	4	74.75	T27	2,220.00
1980	82	75			157	2	78.50	CUT	0.00
Totals					1354	18	75.22		\$4,933.00

ATWAL, ARJUN

Year	1st	2nd	3rd	4th	Total	Rounds Played	Avg Score	Finish	Money
2004	77	76			153	2	76.50	CUT	0.00
2005	71	72	71	74	288	4	72.00	T45	15,415.71
2011	73	71	74	71	289	4	72.25	T51	14,284.80
Totals					730	10	73.00		\$29,700.51

AUBREY, EMLYN

Year	1st	2nd	3rd	4th	Total	Rounds Played	Avg Score	Finish	Money
1996	71	75	72	70	288	4	72.00	T39	7,560.00
Totals					288	4	72.00		\$7,560.00

AUSTIN, WOODY

Year	1st	2nd	3rd	4th	Total	Rounds Played	Avg Score	Finish	Money
1995	67	76	68	72	283	4	70.75	T38	6,630.00
1996	69	69	73	73	284	4	71.00	T18	25,200.00
1997	75	75			150	2	75.00	CUT	0.00
2003	68	74	76	82	300	4	75.00	T62	10,750.00
2004	73	74	78	72	297	4	74.25	T66	10,815.00
2005	67	73	65	74	279	4	69.75	T13	110,000.00
2006	71	69	67	73	280	4	70.00	T7	179,208.33
2007	71	72	70	73	286	4	71.50	T45	17,160.00
2008	71	76	76	84	307	4	76.75	T73	11,580.00
2009	75	70	73	70	288	4	72.00	T27	40,800.00
2010	71	73	72	72	288	4	72.00	T47	15,864.00
2014	75	71			146	2	73.00	CUT	0.00
Totals					3188	44	72.45		\$428,007.33

AXLEY, ERIC

Year	1st	2nd	3rd	4th	Total	Rounds Played	Avg Score	Finish	Money
2007	75	74			149	2	74.50	CUT	0.00
Totals					149	2	74.50		\$0.00

AZINGER, PAUL

Year	1st	2nd	3rd	4th	Total	Rounds Played	Avg Score	Finish	Money
1985	74	74	74	67	289	4	72.25	T10	12,856.00
1986	72	69	73	75	289	4	72.25	T52	1,686.00
1988	72	69	71	72	284	4	71.00	T12	18,970.00
1989	73	73	73	73	292	4	73.00	T34	6,115.71
1990	74	73	73		220	3	73.33	T9	26,000.00
1991	72	71	67	75	285	4	71.25	T23	11,040.00
1992	68	67	71	72	278	4	69.50	T14	22,100.00
1993	68	69	68	69	274	4	68.50	1	252,000.00
1995	76	74			150	2	75.00	CUT	0.00
1996	72	71	72	75	290	4	72.50	T49	4,361.14
1997	73	72	71		216	3	72.00	T46	5,006.50
1999	76	69	66	73	284	4	71.00	T19	30,906.00
2000	72	71	69	66	278	4	69.50	T5	113,150.00
2001	68	67	69	74	278	4	69.50	T2	360,800.00
2002	73	68	69	74	284	4	71.00	T32	22,860.00
2003	69	79			148	2	74.00	CUT	0.00
2004	69	74	78	76	297	4	74.25	T66	10,815.00
2005	72	72	71	80	295	4	73.75	77	10,230.00
2006	73	71	70	67	281	4	70.25	10	155,250.00
2007	74	71	76	77	298	4	74.50	71	11,880.00
2008	80	78			158	2	79.00	CUT	0.00
Totals					5468	76	71.95		\$1,076,026.35

BADDELEY, AARON

Year	1st	2nd	3rd	4th	Total	Rounds Played	Avg Score	Finish	Money
2000	82	75			157	2	78.50	CUT	0.00
2001	71	73	73	74	291	4	72.75	T46	11,944.67
2004	74	74	78	72	298	4	74.50	T69	10,552.50
2005	76	74			150	2	75.00	CUT	0.00
2006	73	73	72	79	297	4	74.25	T66	11,902.50
2007	66	68	71	71	276	4	69.00	T9	168,000.00
2008	74	76	75	72	297	4	74.25	T58	13,380.00
2009	79	74			153	2	76.50	CUT	0.00
2010	71	71	71	75	288	4	72.00	T47	15,864.00
2011	71	68	75	74	288	4	72.00	T45	17,732.00
2012	69	72	73	72	286	4	71.50	T9	167,400.00
2013	74	79			153	2	76.50	CUT	0.00
2014	69	74	70	72	285	4	71.25	T37	25,420.00
Totals					3219	44	73.16		\$442,195.67

BAE, SANG-MOON

Year	1st	2nd	3rd	4th	Total	Rounds Played	Avg Score	Finish	Money
2012	79				79	1	79.00	WD	0.00
2013	77	78			155	2	77.50	CUT	0.00
Totals					234	3	78.00		\$0.00

BAIRD, BRINY

Year	1st	2nd	3rd	4th	Total	Rounds Played	Avg Score	Finish	Money
2002	75	70	67	75	287	4	71.75	T49	10,902.85
2003	77	70			147	2	73.50	CUT	0.00
2004	76	69	71	75	291	4	72.75	T51	12,521.25
2005	71	73	73	70	287	4	71.75	T39	22,000.00
2008	77				77	1	77.00	WD	0.00
Totals					1089	15	72.60		\$45,424.10

BAIRD, BUTCH

Year	1st	2nd	3rd	4th	Total	Rounds Played	Avg Score	Finish	Money
1976	80	81			161	2	80.50	CUT	0.00
1977	74	79	73	75	301	4	75.25	T58	806.00
Totals					462	6	77.00		\$806.00

BAKER-FINCH, IAN

Year	1st	2nd	3rd	4th	Total	Rounds Played	Avg Score	Finish	Money
1985	76	74	79	75	304	4	76.00	70	1,500.00
1989	74	74	74	72	294	4	73.50	T45	4,265.00
1990	74	74	76		224	3	74.67	T26	7,550.00
1991	69	73	69	69	280	4	70.00	T6	41,700.00
1992	72	74			146	2	73.00	CUT	0.00
1993	75	69	72	71	287	4	71.75	T40	5,040.00
1994	79	76			155	2	77.50	CUT	0.00
1995	84				84	1	84.00	WD	0.00
1996	78	79			157	2	78.50	CUT	0.00
Totals					1931	26	74.27		\$60,055.00

BALLESTEROS, SEVE

Year	1st	2nd	3rd	4th	Total	Rounds Played	Avg Score	Finish	Money
1982	72	73	73	75	293	4	73.25	T50	1,760.00
1984	72	71	81	70	294	4	73.50	T36	2,753.43
Totals					587	8	73.38		\$4,513.43

Player Records

BARBER, MILLER

Year	1st	2nd	3rd	4th	Total	Rounds Played	Avg Score	Finish	Money
1976	75	77	75	82	309	4	77.25	T65	345.00
1977	75	80			155	2	77.50	CUT	0.00
1978	73	73	75	75	296	4	74.00	T30	1,518.00
1979	74	73	71	70	288	4	72.00	2	32,400.00
1980	72	66	72	73	283	4	70.75	T4	13,200.00
1981	78	81			159	2	79.50	CUT	0.00
Totals					1490	20	74.50		\$47,463.00

BARLOW, CRAIG

Year	1st	2nd	3rd	4th	Total	Rounds Played	Avg Score	Finish	Money
2001	76	74			150	2	75.00	CUT	0.00
Totals					150	2	75.00		\$0.00

BARNES, RICKY

Year	1st	2nd	3rd	4th	Total	Rounds Played	Avg Score	Finish	Money
2010	70	71	62	73	276	4	69.00	T3	348,000.00
2011	68	70	74	70	282	4	70.50	T18	89,900.00
2012	72	72	76	71	291	4	72.75	T25	40,776.93
2013	74	75			149	2	74.50	CUT	0.00
Totals					998	14	71.29		\$478,676.93

BARR, DAVE

Year	1st	2nd	3rd	4th	Total	Rounds Played	Avg Score	Finish	Money
1982	81	79			160	2	80.00	CUT	0.00
1984	74	76	70	74	294	4	73.50	T36	2,753.43
1985	68	72	74	80	294	4	73.50	T34	3,320.00
1986	70	73	77	69	289	4	72.25	T52	1,686.00
1987	70	70	69	71	280	4	70.00	T17	12,222.50
1988	77	75			152	2	76.00	CUT	0.00
1989	74	72	72	70	288	4	72.00	T16	15,056.00
1990	78	76	74		228	3	76.00	T43	2,922.00
1993	68	73	73	79	293	4	73.25	T63	2,982.00
1994	74	77			151	2	75.50	CUT	0.00
1995	77	71			148	2	74.00	CUT	0.00
Totals					2577	35	73.63		\$40,941.93

BATEMAN, BRIAN

Year	1st	2nd	3rd	4th	Total	Rounds Played	Avg Score	Finish	Money
2008	78				78	1	78.00	WD	0.00
Totals					78	1	78.00		\$0.00

BEAN, ANDY

Year	1st	2nd	3rd	4th	Total	Rounds Played	Avg Score	Finish	Money
1977	74	72	72	74	292	4	73.00	T13	3,937.00
1978	71	68	81	75	295	4	73.75	T24	1,970.00
1979	76	82			158	2	79.00	CUT	0.00
1982	75	68	73	73	289	4	72.25	T27	2,642.86
1983	69	67	74	74	284	4	71.00	T5	15,200.00
1984	71	75	67	67	280	4	70.00	2	54,000.00
1985	74	74	74	73	295	4	73.75	T38	2,890.00
1986	72	66	71	73	282	4	70.50	T17	7,908.33
1989	77	80			157	2	78.50	CUT	0.00
1990	77	75	77		229	3	76.33	T53	2,293.33
1991	69	69	72	71	281	4	70.25	T8	30,000.00
1992	73	74			147	2	73.50	CUT	0.00
1993	76	71			147	2	73.50	CUT	0.00
1994	76	71	70	83	300	4	75.00	T72	2,955.00
1996	77	71			148	2	74.00	CUT	0.00
Totals					3584	49	73.14		\$123,796.52

BEARD, FRANK

Year	1st	2nd	3rd	4th	Total	Rounds Played	Avg Score	Finish	Money
1977	79	73	76	74	302	4	75.50	T62	782.00
1978	75	71	81	78	305	4	76.25	T68	755.00
Totals					607	8	75.88		\$1,537.00

BECK, CHIP

Year	1st	2nd	3rd	4th	Total	Rounds Played	Avg Score	Finish	Money
1982	77	72	75	77	301	4	75.25	T72	1,500.00
1983	71	76	73	80	300	4	75.00	T65	1,640.00
1984	69	72	68	74	283	4	70.75	T3	26,000.00
1985	80	76			156	2	78.00	CUT	0.00
1986	71	66	70	71	278	4	69.50	T7	17,313.33
1987	70	69	69	68	276	4	69.00	T3	40,443.33
1988	72	76	69	67	284	4	71.00	T12	18,970.00
1989	80	72			152	2	76.00	CUT	0.00
1990	78	75	79		232	3	77.33	T68	2,010.00
1991	70	66	74	70	280	4	70.00	T6	41,700.00
1992	68	72	70	72	282	4	70.50	T35	6,137.86
1993	71	73	74	68	286	4	71.50	T34	7,070.00
1994	72	70	70	71	283	4	70.75	T14	25,500.00
1995	69	70	74	69	282	4	70.50	T34	8,967.50
Totals					3675	51	72.06		\$197,252.02

BECKMAN, CAMERON

Year	1st	2nd	3rd	4th	Total	Rounds Played	Avg Score	Finish	Money
2002	72	70	69	73	284	4	71.00	T32	22,860.00
2008	76	76			152	2	76.00	CUT	0.00
Totals					436	6	72.67		\$22,860.00

BEEM, RICH

Year	1st	2nd	3rd	4th	Total	Rounds Played	Avg Score	Finish	Money
2000	71	69	75	75	290	4	72.50	T51	7,295.00
2001	71	70	76	74	291	4	72.75	T46	11,944.67
2004	71	71	72	75	289	4	72.25	T40	19,950.00
2005	72	78			150	2	75.00	CUT	0.00
2006	83	78			161	2	80.50	CUT	0.00
Totals					1181	16	73.81		\$39,189.67

BEGAY III, NOTAH

Year	1st	2nd	3rd	4th	Total	Rounds Played	Avg Score	Finish	Money
2000	72	74	68	75	289	4	72.25	T45	8,866.00
2003	71	82			153	2	76.50	CUT	0.00
Totals					442	6	73.67		\$8,866.00

BELJAN, CHARLIE

Year	1st	2nd	3rd	4th	Total	Rounds Played	Avg Score	Finish	Money
2013	72	80			152	2	76.00	CUT	0.00
Totals					152	2	76.00		\$0.00

BENEPE, JIM

Year	1st	2nd	3rd	4th	Total	Rounds Played	Avg Score	Finish	Money
1989	85	80			165	2	82.50	CUT	0.00
Totals					165	2	82.50		\$0.00

BERGANIO JR, DAVID

Year	1st	2nd	3rd	4th	Total	Rounds Played	Avg Score	Finish	Money
2001	74	74			148	2	74.00	CUT	0.00
2002	74	73			147	2	73.50	CUT	0.00
Totals					295	4	73.75		\$0.00

BETTENCOURT, MATT

Year	1st	2nd	3rd	4th	Total	Rounds Played	Avg Score	Finish	Money
2009	71	68	68	75	282	4	70.50	T5	219,000.00
2011	68	72	75	74	289	4	72.25	T51	14,284.80
Totals					571	8	71.38		\$233,284.80

BIES, DON

Year	1st	2nd	3rd	4th	Total	Rounds Played	Avg Score	Finish	Money
1976	68	75	71	75	289	4	72.25	3	14,200.00
1977	71	79	74	73	297	4	74.25	T40	980.00
1978	74	71	80	77	302	4	75.50	T63	780.00
1979	72	76	76	77	301	4	75.25	T36	1,491.00
Totals					1189	16	74.31		\$17,451.00

BJORN, THOMAS

Year	1st	2nd	3rd	4th	Total	Rounds Played	Avg Score	Finish	Money
2004	71	76	78	75	300	4	75.00	T73	10,132.50
Totals					300	4	75.00		\$10,132.50

Player Records

BLACK, RONNIE

Year	1st	2nd	3rd	4th	Total	Rounds Played	Avg Score	Finish	Money
1984	74	77	72	75	298	4	74.50	T56	1,625.00
1985	74	70	74	81	299	4	74.75	T54	1,638.75
1986	77	71			148	2	74.00	CUT	0.00
1987	70	76	70	73	289	4	72.25	T54	2,710.00
1992	69	71	67	75	282	4	70.50	T35	6,137.85
1997	73	72	71		216	3	72.00	T46	5,006.50
Totals					1532	21	72.95		\$17,118.10

BLACKBURN, WOODY

Year	1st	2nd	3rd	4th	Total	Rounds Played	Avg Score	Finish	Money
1977	76	79			155	2	77.50	CUT	0.00
1982	75	78			153	2	76.50	CUT	0.00
1985	81	73			154	2	77.00	CUT	0.00
1986	76	76			152	2	76.00	CUT	0.00
Totals					614	8	76.75		\$0.00

BLACKMAR, PHIL

Year	1st	2nd	3rd	4th	Total	Rounds Played	Avg Score	Finish	Money
1985	72	76	75	77	300	4	75.00	62	1,590.00
1986	69	74	68	71	282	4	70.50	T17	7,908.34
1987	82	77			159	2	79.50	CUT	0.00
1989	74	78			152	2	76.00	CUT	0.00
1991	77	71	75	73	296	4	74.00	T66	2,496.00
1992	74	76			150	2	75.00	CUT	0.00
1993	69	74	72	70	285	4	71.25	T30	8,890.00
1997	68	74	70		212	3	70.67	T21	19,760.00
1998	73	69	71	75	288	4	72.00	T51	5,148.00
Totals					2124	29	73.24		\$45,792.34

BLADON, WARREN

Year	1st	2nd	3rd	4th	Total	Rounds Played	Avg Score	Finish	Money
1997	81	76			157	2	78.50	CUT	0.00
Totals					157	2	78.50		\$0.00

BLAKE, JAY DON

Year	1st	2nd	3rd	4th	Total	Rounds Played	Avg Score	Finish	Money
1988	73	76	71	71	291	4	72.75	T35	5,011.00
1991	69	71	72	69	281	4	70.25	T8	30,000.00
1992	74	68	73	70	285	4	71.25	T54	2,951.00
1993	71	74	76	72	293	4	73.25	T63	2,982.00
1994	74	75			149	2	74.50	CUT	0.00
1995	68	71	69	73	281	4	70.25	T29	11,050.00
1996	72	73	73	75	293	4	73.25	T67	3,690.00
1997	72	71	71		214	3	71.33	T32	10,513.00
2000	76	72	76	73	297	4	74.25	T8	5,704.00
2002	76	69	75	70	290	4	72.50	T65	9,315.00
Totals					2674	37	72.27		\$81,216.00

BLANCAS, HOMERO

Year	1st	2nd	3rd	4th	Total	Rounds Played	Avg Score	Finish	Money
1976	77	73	76	73	299	4	74.75	T26	1,450.00
1977	73	74	76	76	299	4	74.75	T48	890.00
1978	79	81			160	2	80.00	CUT	0.00
Totals					758	10	75.80		\$2,340.00

BLANKS, KRIS

Year	1st	2nd	3rd	4th	Total	Rounds Played	Avg Score	Finish	Money
2010	71	78			149	2	74.50	CUT	0.00
2011	74	80			154	2	77.00	CUT	0.00
2012	76	76			152	2	75.00	CUT	0.00
Totals					455	6	75.83		\$0.00

BLIXT, JONAS

Year	1st	2nd	3rd	4th	Total	Rounds Played	Avg Score	Finish	Money
2012	74	77			151	2	75.50	CUT	0.00
Totals					151	2	75.50		\$0.00

BOHN, JASON

Year	1st	2nd	3rd	4th	Total	Rounds Played	Avg Score	Finish	Money
2006	73	72	74	72	291	4	72.75	T38	25,300.00
2007	72	71			143	2	71.50	WD	0.00
2008	72	71	74	73	290	4	72.50	T20	65,000.00
2010	74	78			152	2	76.00	CUT	0.00
2011	70	71	76	72	289	4	72.25	T51	14,284.90
2014	73	76			149	2	74.50	CUT	0.00
Totals					1314	18	73.00		\$104,584.90

BOLLI, JUSTIN

Year	1st	2nd	3rd	4th	Total	Rounds Played	Avg Score	Finish	Money
2008	79	85			164	2	82.00	CUT	0.00
2013	75	79			154	2	77.00	CUT	0.00
Totals					318	4	79.50		\$0.00

BOOKER, ERIC

Year	1st	2nd	3rd	4th	Total	Rounds Played	Avg Score	Finish	Money
1999	75	73	72	74	294	4	73.50	T65	5,329.50
Totals					294	4	73.50		\$5,329.50

BOOROS, JIM

Year	1st	2nd	3rd	4th	Total	Rounds Played	Avg Score	Finish	Money
1982	82	78			160	2	80.00	CUT	0.00
1989	82	79			161	2	80.50	CUT	0.00
Totals					321	4	80.25		\$0.00

BOROS, GUY

Year	1st	2nd	3rd	4th	Total	Rounds Played	Avg Score	Finish	Money
1995	71	80			151	2	75.50	CUT	0.00
1996	79	74			153	2	76.50	CUT	0.00
1997	68	68	74		210	3	70.00	T14	34,200.00
Totals					514	7	73.43		\$34,200.00

BOROS, JULIUS

Year	1st	2nd	3rd	4th	Total	Rounds Played	Avg Score	Finish	Money
1976	73	78	78	74	303	4	75.75	T47	535.00
Totals					303	4	75.75		\$535.00

BOWDITCH, STEVEN

Year	1st	2nd	3rd	4th	Total	Rounds Played	Avg Score	Finish	Money
2014	75	70			145	2	72.50	CUT	0.00
Totals					145	2	72.50		\$0.00

BRADLEY, KEEGAN

Year	1st	2nd	3rd	4th	Total	Rounds Played	Avg Score	Finish	Money
2011	76	72			148	2	74.00	CUT	0.00
2012	76	74			150	2	75.00	CUT	0.00
2013	71	74	75	72	292	4	73.00	T50	15,252.00
2014	67	75	70	73	285	4	71.25	T37	25,420.00
Totals					875	12	72.92		\$40,672.00

BRADLEY, MICHAEL

Year	1st	2nd	3rd	4th	Total	Rounds Played	Avg Score	Finish	Money
1993	72	66	76	75	289	4	72.25	T50	3,328.00
1996	72	70	70	71	283	4	70.75	T14	31,500.00
1997	72	70	73		215	3	71.67	T38	7,600.00
1999	70	88			158	2	79.00	CUT	0.00
Totals					945	13	72.69		\$42,428.00

BRAND, GORDON

Year	1st	2nd	3rd	4th	Total	Rounds Played	Avg Score	Finish	Money
1987	74	76			150	2	75.00	CUT	0.00
Totals					150	2	75.00		\$0.00

BRANNAN, MICHAEL

Year	1st	2nd	3rd	4th	Total	Rounds Played	Avg Score	Finish	Money
1979	77	83			160	2	80.00	CUT	0.00
1980	79	77			156	2	78.00	CUT	0.00
Totals					316	4	79.00		\$0.00

BREHAUT, JEFF

Year	1st	2nd	3rd	4th	Total	Rounds Played	Avg Score	Finish	Money
2006	71	75	75	74	295	4	73.75	T57	12,765.00
Totals					295	4	73.75		\$12,765.00

BREWER JR., GAY

Year	1st	2nd	3rd	4th	Total	Rounds Played	Avg Score	Finish	Money
1976	74	73	76	79	302	4	75.50	T38	780.00
1977	76	76	78	73	303	4	75.75	T66	767.00
Totals					605	8	75.63		\$1,547.00

BRIGHT, MIKE

Year	1st	2nd	3rd	4th	Total	Rounds Played	Avg Score	Finish	Money
1985	77	73	74	78	302	4	75.50	T64	1,550.00
Totals					302	4	75.50		\$1,550.00

Player Records

BRISKY, MIKE

Year	1st	2nd	3rd	4th	Total	Rounds Played	Avg Score	Finish	Money
1997	71	70	73		214	3	71.33	T32	10,513.33
1998	72	77			149	2	74.50	CUT	0.00
Totals					363	5	72.60		\$10,513.33

BRITTON, BILL

Year	1st	2nd	3rd	4th	Total	Rounds Played	Avg Score	Finish	Money
1983	77	84			161	2	80.50	CUT	0.00
1990	81	74	72		227	3	75.67	T38	4,300.00
1991	78	75			153	2	76.50	CUT	0.00
1992	68	74	68	75	285	4	71.25	T54	2,951.00
1993	72	74			146	2	73.00	CUT	0.00
Totals					972	13	74.77		\$7,251.00

BROOKS, MARK

Year	1st	2nd	3rd	4th	Total	Rounds Played	Avg Score	Finish	Money
1989	74	78			152	2	76.00	CUT	0.00
1990	76	70	72		218	3	72.67	T3	48,000.00
1992	67	68	69	71	275	4	68.75	T5	49,400.00
1994	64	75	70	71	280	4	70.00	T7	48,375.00
1995	69	75	69	70	283	4	70.75	T38	6,630.00
1996	74	69	69	74	286	4	71.50	T26	13,590.00
1998	68	75	72	72	287	4	71.75	T48	5,764.00
1999	72	71	75	75	293	4	73.25	T59	5,533.84
2000	72	69	72	73	286	4	71.50	T33	16,378.00
2001	72	72	72	70	286	4	71.50	T24	33,210.00
2003	76	80			156	2	78.00	CUT	0.00
2006	70	71	79	66	286	4	71.50	T18	63,077.50
2008	80	74			154	2	77.00	CUT	0.00
2009	75	73	76	75	299	4	74.75	T69	12,120.00
Totals					3541	49	72.27		\$302,078.34

BROWN, BILLY RAY

Year	1st	2nd	3rd	4th	Total	Rounds Played	Avg Score	Finish	Money
1990	77	78	73		228	3	76.00	T43	2,922.00
1991	77	71	72	79	299	4	74.75	T73	2,364.00
1992	77	71			148	2	74.00	CUT	0.00
1999	78	73			151	2	75.50	CUT	0.00
Totals					826	11	75.09		\$5,286.00

BROWN, KEN

Year	1st	2nd	3rd	4th	Total	Rounds Played	Avg Score	Finish	Money
1984	78	77			155	2	77.50	CUT	0.00
Totals					155	2	77.50		\$0.00

BROWN, SCOTT

Year	1st	2nd	3rd	4th	Total	Rounds Played	Avg Score	Finish	Money
2013	75	73			148	2	74.00	CUT	0.00
2014	70	69	71	71	281	4	70.25	T13	124,000.00
Totals					429	6	71.50		\$124,000.00

BROWNE, OLIN

Year	1st	2nd	3rd	4th	Total	Rounds Played	Avg Score	Finish	Money
2000	71	68	72	71	282	4	70.50	T13	58,125.00
2001	73	76			149	2	74.50	CUT	0.00
2002	70	71	71	73	285	4	71.25	T42	16,650.00
Totals					716	10	71.60		\$74,775.00

BRYANT, BART

Year	1st	2nd	3rd	4th	Total	Rounds Played	Avg Score	Finish	Money
1991	75	70	72	79	296	4	74.00	T66	2,496.00
2005	69	69	66	68	272	4	68.00	1	990,000.00
2006	70	75	71	70	286	4	71.50	T18	63,077.50
2007	73	72	75	70	290	4	72.50	T62	12,780.00
2008	76	74	71	74	295	4	73.75	T46	16,045.71
2009	73	79			152	2	76.00	CUT	0.00
Totals					1591	22	72.32		\$1,084,399.21

BRYANT, BRAD

Year	1st	2nd	3rd	4th	Total	Rounds Played	Avg Score	Finish	Money
1980	73	71	70	76	290	4	72.50	T29	1,964.16
1981	71	78	82	77	308	4	77.00	T73	1,500.00
1982	85	74			159	2	79.50	CUT	0.00
1983	77	72	77	75	301	4	75.25	68	1,620.00
1984	77	75			152	2	76.00	CUT	0.00
1989	71	78	72	73	294	4	73.50	T45	4,265.00
1990	78	81			159	2	79.50	CUT	0.00
1992	74	72			146	2	73.00	CUT	0.00
1993	71				71	1	71.00	WD	0.00
1995	69	71	69	71	280	4	70.00	T21	15,958.75
1996	73	73	72	74	292	4	73.00	T65	3,762.00
Totals					2452	33	74.30		\$29,069.91

BURKE, PATRICK

Year	1st	2nd	3rd	4th	Total	Rounds Played	Avg Score	Finish	Money
1996	75				75	1	75.00	WD	0.00
Totals					75	1	75.00		\$0.00

BURNS, BOB

Year	1st	2nd	3rd	4th	Total	Rounds Played	Avg Score	Finish	Money
2003	75	68	82	74	299	4	74.75	T58	11,050.00
Totals					299	4	74.75		\$11,050.00

BURNS, GEORGE

Year	1st	2nd	3rd	4th	Total	Rounds Played	Avg Score	Finish	Money
1976	81				81	1	81.00	WD	0.00
1977	76	73	78	75	302	4	75.50	T62	782.00
1978	71	74	78	74	297	4	74.25	T36	1,203.00
1979	76	78	73	68	295	4	73.75	T10	7,800.00
1980	72	77	74	74	297	4	74.25	T63	1,547.50
1981	73	73	73	79	298	4	74.50	T46	1,830.00
1982	74	70	76	75	295	4	73.75	T58	1,612.50
1983	75	80			155	2	77.50	CUT	0.00
1984	73	74	71	72	290	4	72.50	T22	5,141.67
1985	72	74	71	69	286	4	71.50	T4	22,963.34
1986	69	72	72	74	287	4	71.75	T44	2,220.00
1987	73	72	71	77	293	4	73.25	T66	2,552.50
Totals					3176	43	73.86		\$47,652.51

BYMAN, BOB

Year	1st	2nd	3rd	4th	Total	Rounds Played	Avg Score	Finish	Money
1979	81	77			158	2	79.00	CUT	0.00
1980	71	75	71	81	298	4	74.50	T65	1,537.50
Totals					456	6	76.00		\$1,537.50

BYRD, JONATHAN

Year	1st	2nd	3rd	4th	Total	Rounds Played	Avg Score	Finish	Money
2002	78	69			147	2	73.50	CUT	0.00
2003	74	72	71	74	291	4	72.75	T29	32,500.00
2004	80	76			156	2	78.00	CUT	0.00
2005	75	72			147	2	73.50	CUT	0.00
2007	70	80			150	2	75.00	CUT	0.00
2008	76	76			152	2	76.00	CUT	0.00
2009	69	68	71	72	280	4	70.00	T3	348,000.00
2010	72	76			148	2	74.00	CUT	0.00
2011	71	67	69	73	280	4	70.00	T7	174,116.66
2012	71	70	72	71	284	4	71.00	T6	215,450.00
2013	77	76			153	2	76.50	CUT	0.00
Totals					2188	30	72.93		\$770,066.66

BYRUM, CURT

Year	1st	2nd	3rd	4th	Total	Rounds Played	Avg Score	Finish	Money
1987	64	71	69	71	275	4	68.75	2	84,000.00
1988	74	75	74	76	299	4	74.75	T67	2,542.50
1989	83				83	1	83.00	WD	0.00
1990	76	78	75		229	3	76.33	T53	2,293.34
Totals					886	12	73.83		\$88,835.84

BYRUM, TOM

Year	1st	2nd	3rd	4th	Total	Rounds Played	Avg Score	Finish	Money
1986	72	74	71	74	291	4	72.75	T61	1,585.00
1987	74	72	76	78	300	4	75.00	77	2,500.00
1988	74	70	73	75	292	4	73.00	T41	3,837.14
1989	76	71	72	68	287	4	71.75	T12	19,722.50
1990	78	75	80		233	3	77.67	72	1,960.00
1998	70	76			146	2	73.00	CUT	0.00
Totals					1549	21	73.76		\$29,604.64

CADLE, GEORGE

Year	1st	2nd	3rd	4th	Total	Rounds Played	Avg Score	Finish	Money
1976	78	83			161	2	80.50	CUT	0.00
1977	74	78	78	74	304	4	76.00	T68	757.00
1978	74	74	80	77	305	4	76.25	T68	755.00
1980	75	78			153	2	76.50	CUT	0.00
Totals					923	12	76.92		\$1,512.00

CABRERA, ANGEL

Year	1st	2nd	3rd	4th	Total	Rounds Played	Avg Score	Finish	Money
2010	73	75			148	2	74.00	CUT	0.00
2011	70	73	71	70	284	4	71.00	T22	54,405.00
2012	75	74			149	2	74.50	CUT	0.00
Totals					581	8	72.63		\$54,405.00

Player Records

CALCAVECCIA, MARK

Year	1st	2nd	3rd	4th	Total	Rounds Played	Avg Score	Finish	Money
1987	73	70	73	74	290	4	72.50	T61	2,627.50
1988	73	75	71	70	289	4	72.25	T28	6,758.00
1989	72	68	73	70	283	4	70.75	T4	40,835.00
1990	88				88	1		WD	0.00
1991	73	71	72	73	289	4	72.25	T38	4,560.00
1992	73	71	71	75	290	4	72.50	T71	2,535.00
1993	75				75	1	75.00	WD	0.00
1994	74	74	68	76	292	4	73.00	T54	3,435.00
1995	69	71	66	67	273	4	68.25	T2	126,933.33
1996	72	75	71	65	283	4	70.75	T14	31,500.00
1997	73	70	67		210	3	70.00	T14	34,200.00
1998	68	69	72	70	279	4	69.75	T7	66,275.00
1999	71	67	71	76	285	4	71.25	T24	20,181.42
2000	71	72	73	72	288	4	72.00	T41	11,780.00
2001	69	73	74	73	289	4	72.25	T40	16,810.00
2002	75	76			151	2	75.50	CUT	0.00
2003	69	70	70	73	282	4	70.50	9	145,000.00
2004	74	72	73	75	294	4	73.50	62	11,340.00
2005	73	74			147	2	73.50	CUT	0.00
2006	71	71	79	71	292	4	73.00	T42	20,700.00
2007	70	70	72	72	284	4	71.00	T35	28,950.00
2008	72	84			156	2	78.00	CUT	0.00
2009	72	79			151	2	75.50	CUT	0.00
2010	72	72	74	75	293	4	73.25	66	12,480.00
Totals					5853	81	72.26		\$586,900.25

CALDWELL, REX

Year	1st	2nd	3rd	4th	Total	Rounds Played	Avg Score	Finish	Money
1977	73	80	80	82	315	4	78.75	75	750.00
1978	68	75	76	78	297	4	74.25	T36	1,203.00
1979	75	79	77	76	307	4	76.75	T62	1,037.00
1980	70	77	74	72	293	4	73.25	T47	1,680.00
1981	73	77	77	79	306	4	76.50	T70	1,525.00
1982	76	84			160	2	80.00	CUT	0.00
1983	72	76	70	72	290	4	72.50	T28	2,992.00
1985	75	76			151	2	75.50	CUT	0.00
Totals					2119	28	75.68		\$9,187.00

CALFEE, BILL

Year	1st	2nd	3rd	4th	Total	Rounds Played	Avg Score	Finish	Money
1980	78	77			155	2	77.50	CUT	0.00
Totals					155	2	77.50		\$0.00

CAMPBELL, CHAD

Year	1st	2nd	3rd	4th	Total	Rounds Played	Avg Score	Finish	Money
2002	76	69	72	73	290	4	72.50	T65	9,315.00
2003	67	70	74	70	281	4	70.25	T7	161,250.00
2004	72	73	74	68	287	4	71.75	T24	39,725.00
2005	74	70	68	73	285	4	71.25	T30	34,925.00
2008	76	81			157	2	78.50	CUT	0.00
Totals					1300	18	72.22		\$245,215.00

CANIPE, DAVID

Year	1st	2nd	3rd	4th	Total	Rounds Played	Avg Score	Finish	Money
1988	74	74	74	71	293	4	73.25	T48	2,977.00
Totals					293	4	73.25		\$2,977.00

CARNEVALE, MARK

Year	1st	2nd	3rd	4th	Total	Rounds Played	Avg Score	Finish	Money
1993	72	75			147	2	73.50	CUT	0.00
Totals					147	2	73.50		\$0.00

CARTER, JIM

Year	1st	2nd	3rd	4th	Total	Rounds Played	Avg Score	Finish	Money
1988	79	76			155	2	77.50	CUT	0.00
1989	71	79	72	70	292	4	73.00	T34	6,115.72
1990	79	83			162	2	81.00	CUT	0.00
1998	74	71	69	75	289	4	72.25	T58	4,884.00
2000	77	72			149	2	74.50	CUT	0.00
2001	75	75			150	2	75.00	CUT	0.00
Totals					1197	16	74.81		\$10,999.72

CASEY, PAUL

Year	1st	2nd	3rd	4th	Total	Rounds Played	Avg Score	Finish	Money
2006	70	73	70	73	286	4	71.50	T18	63,077.50
2007	72	69	70	72	283	4	70.75	T31	36,375.00
2008	76	71	79	71	297	4	74.25	T58	13,380.00
2009	73	70	75	78	296	4	74.00	T63	12,660.00
2014	66	66	76	73	281	4	70.25	T13	124,000.00
Totals					1443	20	72.15		\$249,492.50

CASPER, BILLY

Year	1st	2nd	3rd	4th	Total	Rounds Played	Avg Score	Finish	Money
1979	82	76			158	2	79.00	CUT	0.00
Totals					158	2	79.00		\$0.00

CASTRO, ROBERTO

Year	1st	2nd	3rd	4th	Total	Rounds Played	Avg Score	Finish	Money
2013	71	70	75	71	287	4	71.75	T21	58,202.50
2014	76	71			147	2	73.50	CUT	0.00
Totals					434	6	72.33		\$58,202.50

CAULEY, BUD

Year	1st	2nd	3rd	4th	Total	Rounds Played	Avg Score	Finish	Money
2012	70	76	77	72	295	4	73.75	T52	14,539.00
2013	71	73	76	69	289	4	72.25	T34	33,480.00
Totals					584	8	73.00		\$48,019.00

CEJKA, ALEX

Year	1st	2nd	3rd	4th	Total	Rounds Played	Avg Score	Finish	Money
2004	78	73			151	2	75.50	CUT	0.00
2005	69	71	73	74	287	4	71.75	T39	22,000.00
2007	71	72	68	69	280	4	70.00	T21	69,600.00
2009	73	68	73	73	287	4	71.75	T23	55,200.00
2010	71	67	74	73	285	4	71.25	T28	40,800.00
2011	71	72	74	80	297	4	74.25	T71	12,152.00
Totals					1587	22	72.14		\$199,752.00

CERRUDO, RON

Year	1st	2nd	3rd	4th	Total	Rounds Played	Avg Score	Finish	Money
1976	76	74	73	75	298	4	74.50	T24	1,710.00
1977	76	77	75	78	306	4	76.50	T71	750.00
1978	77	77			154	2	77.00	CUT	0.00
Totals					758	10	75.80		\$2,460.00

CHALMERS, GREG

Year	1st	2nd	3rd	4th	Total	Rounds Played	Avg Score	Finish	Money
1999	76	68	71	72	287	4	71.75	T35	11,777.37
2000	71	75	72	71	289	4	72.25	T45	8,866.00
2001	72	68	71	74	285	4	71.25	T20	47,765.00
2002	83	72			155	2	77.50	CUT	0.00
2010	74	70	70	74	288	4	72.00	T47	15,864.00
2012	71	71	77	73	292	4	73.00	T38	24,800.00
2013	78	71			149	2	74.50	CUT	0.00
2014	71	72	75	75	293	4	73.25	T72	12,090.00
Totals					2038	28	72.79		\$121,162.37

CHAMBLEE, BRANDEL

Year	1st	2nd	3rd	4th	Total	Rounds Played	Avg Score	Finish	Money
1995	73	73			146	2	73.00	CUT	0.00
1996	76	76			152	2	76.00	CUT	0.00
1998	71	72	66	69	278	4	69.50	T5	83,600.00
1999	78	77			155	2	77.50	CUT	0.00
Totals					731	10	73.10		\$83,600.00

CHAPPELL, KEVIN

Year	1st	2nd	3rd	4th	Total	Rounds Played	Avg Score	Finish	Money
2009	86	75			161	2	80.50	CUT	0.00
2011	69	73	68	76	286	4	71.50	T37	27,900.00
2012	74	74			148	2	74.00	CUT	0.00
2013	71	71	68	68	278	4	69.50	2	669,600.00
2014	74	71			145	2	72.50	CUT	0.00
Totals					1018	14	72.71		\$697,500.00

CHEESMAN, BARRY

Year	1st	2nd	3rd	4th	Total	Rounds Played	Avg Score	Finish	Money
1998	72	75			147	2	73.50	CUT	0.00
Totals					147	2	73.50		\$0.00

CHEN, T.C.

Year	1st	2nd	3rd	4th	Total	Rounds Played	Avg Score	Finish	Money
1983	80	76			156	2	78.00	CUT	0.00
Totals					156	2	78.00		\$0.00

Player Records

CHOI, KYOUNG-JU

Year	1st	2nd	3rd	4th	Total	Rounds Played	Avg Score	Finish	Money
1999	69	72	76	68	285	4	71.25	T24	20,181.43
2001	75	73			148	2	74.00	CUT	0.00
2002	71	74	71	68	284	4	71.00	T32	22,860.00
2003	70	70	73	73	286	4	71.50	T13	91,000.00
2004	71	67	68	72	278	4	69.50	5	210,000.00
2005	69	72	69	68	278	4	69.50	T8	148,500.00
2006	71	76	73	76	296	4	74.00	T62	12,247.50
2007	69	70	67	65	271	4	67.75	1	1,080,000.00
2008	76	74	74	72	296	4	74.00	T53	13,824.00
2009	73	70	72	70	285	4	71.25	13	126,000.00
2010	69	74	71	75	289	4	72.25	T52	14,160.00
2011	70	73	73	68	284	4	71.00	T22	54,405.00
2012	74	71	77	68	290	4	72.50	T19	72,540.00
2013	72	74	70	71	287	4	71.75	T21	58,202.20
2014	73	71	72	68	284	4	71.00	T28	38,646.67
Totals					4141	58	71.40		1,962,567.10

CHOPRA, DANIEL

Year	1st	2nd	3rd	4th	Total	Rounds Played	Avg Score	Finish	Money
2007	71	72	74	71	288	4	72.00	T55	13,620.00
2008	76	68	76	76	296	4	74.00	T53	13,824.00
2009	72	69	73	72	286	4	71.50	T14	90,133.34
Totals					870	12	72.50		\$117,577.34

CHRISTIE, MICHAEL

Year	1st	2nd	3rd	4th	Total	Rounds Played	Avg Score	Finish	Money
1997	72	76			148	2	74.00	CUT	0.00
Totals					148	2	74.00		\$0.00

CINK, STEWART

Year	1st	2nd	3rd	4th	Total	Rounds Played	Avg Score	Finish	Money
1996	73	72	71	73	289	4	72.25	T43	5,772.00
1997	79	73			152	2	76.00	CUT	0.00
1998	75	69	70	71	285	4	71.25	T38	9,240.00
1999	69	71	73	72	285	4	71.25	T24	20,181.43
2000	76	72	69	72	289	4	72.25	T45	8,866.00
2001	72	69	67	71	279	4	69.75	4	196,800.00
2002	66	70	69	73	278	4	69.50	T9	117,000.00
2003	70	69	72	69	280	4	70.00	6	180,000.00
2004	70	74	75	70	289	4	72.25	T40	19,950.00
2005	69	69	76	74	288	4	72.00	T45	15,415.71
2006	69	74	70	70	283	4	70.75	T12	126,500.00
2007	69	71	65	69	274	4	68.50	T5	210,750.00
2008	71	77	69	75	292	4	73.00	T30	34,133.33
2009	68	72	72	71	283	4	70.75	T8	180,000.00
2010	70	67	71	70	278	4	69.50	T8	180,000.00
2011	68	73	74	70	285	4	71.25	T30	36,845.71
2012	71	73	73	74	291	4	72.75	T25	40,776.92
2013	70	72	76	70	288	4	72.00	T29	40,300.00
2014	71	73	72	71	287	4	71.75	T49	15,148.67
Totals					5275	74	71.28		\$1,437,679.77

CLAAR, BRIAN

Year	1st	2nd	3rd	4th	Total	Rounds Played	Avg Score	Finish	Money
1989	80	78			158	2	79.00	CUT	0.00
1991	73	70	74	70	287	4	71.75	T29	7,465.71
1992	71	69	68	73	281	4	70.25	T26	8,847.22
1993	70	69	74	72	285	4	71.25	T30	8,890.00
1995	71	71	73	75	290	4	72.50	T66	3,451.00
Totals					1301	18	72.28		\$28,653.93

CLAMPETT, BOBBY

Year	1st	2nd	3rd	4th	Total	Rounds Played	Avg Score	Finish	Money
1980	77	72	69	73	291	4	72.75	T41	(A)
1981	68	79	71	83	301	4	75.25	T60	1,610.00
1982	74	68	70	74	286	4	71.50	T11	7,420.00
1983	71	73	74	75	293	4	73.25	T41	2,108.33
1984	74	78			152	2	76.00	CUT	0.00
1988	85	71			156	2	78.00	CUT	0.00
Totals					1479	20	73.95		\$11,138.33

CLARK II, MICHAEL

Year	1st	2nd	3rd	4th	Total	Rounds Played	Avg Score	Finish	Money
2001	72	78			150	2	75.00	CUT	0.00
Totals					150	2	75.00		\$0.00

CLARK, HOWARD

Year	1st	2nd	3rd	4th	Total	Rounds Played	Avg Score	Finish	Money
1987	72	74	73	70	289	4	72.25	T54	2,710.00
1989	79	71	75	70	295	4	73.75	T51	3,842.50
1992	75	72			147	2	73.50	CUT	0.00
Totals					731	10	73.10		\$6,552.50

CLARK, TIM

Year	1st	2nd	3rd	4th	Total	Rounds Played	Avg Score	Finish	Money
2002	77	64	68	71	280	4	70.00	T16	72,000.00
2003	74	72	79	72	297	4	74.25	T52	11,725.00
2004	73	75	69	72	289	4	72.25	T40	19,950.00
2006	69	69	75	73	286	4	71.50	T18	63,077.50
2010	70	71	75	79	295	4	73.75	T68	12,180.00
2014	73	72			145	2	72.50	CUT	0.00
Totals					1592	22	72.36		\$178,932.50

CLAXTON, WILL

Year	1st	2nd	3rd	4th	Total	Rounds Played	Avg Score	Finish	Money
2012	74	75			149	2	74.50	CUT	0.00
Totals					149	2	74.50		\$0.00

CLEARWATER, KEITH

Year	1st	2nd	3rd	4th	Total	Rounds Played	Avg Score	Finish	Money
1987	72	72	72	68	284	4	71.00	T30	5,769.00
1988	78	74			152	2	76.00	CUT	0.00
1989	71	74	70	75	290	4	72.50	T24	8,921.66
1990	82	73	82		237	3	79.00	T73	1,940.00
1991	73	71	78	79	301	4	75.25	T75	2,316.00
1992	68	70	74	74	286	4	71.50	T60	2,808.00
1993	70	73	72	71	286	4	71.50	T34	7,070.00
1994	73	73	72	78	296	4	74.00	T67	3,105.00
Totals					2132	29	73.52		\$31,929.66

CLEMENTS, LENNIE

Year	1st	2nd	3rd	4th	Total	Rounds Played	Avg Score	Finish	Money
1982	74	77			151	2	75.50	CUT	0.00
1986	69	68	72	73	282	4	70.50	T17	7,908.33
1987	70	76	73	78	297	4	74.25	T74	2,500.00
1994	71	71	72	73	287	4	71.75	T30	9,315.00
1995	71	69	66	74	280	4	70.00	T21	15,958.75
1996	78	74			152	2	76.00	CUT	0.00
1997	76				76	1	76.00	WD	0.00
Totals					1525	21	72.62		\$35,682.08

COCERES, JOSE

Year	1st	2nd	3rd	4th	Total	Rounds Played	Avg Score	Finish	Money
2002	70	73	74	72	289	4	72.25	T60	9,720.00
2007	74	72	69	74	289	4	72.25	T59	13,200.00
Totals					578	8	72.25		\$22,920.00

COCHRAN, RUSS

Year	1st	2nd	3rd	4th	Total	Rounds Played	Avg Score	Finish	Money
1985	72	75	75	77	299	4	74.75	T54	1,638.75
1993	70	74	72	71	287	4	71.75	T40	5,040.00
Totals					586	8	73.25		\$6,678.75

COETZEE, GEORGE

Year	1st	2nd	3rd	4th	Total	Rounds Played	Avg Score	Finish	Money
2013	70	75	72	79	296	4	74.00	T65	12,896.00
Totals					296	4	74.00		\$12,896.00

COLBERT, JIM

Year	1st	2nd	3rd	4th	Total	Rounds Played	Avg Score	Finish	Money
1978	75	74	74	77	300	4	75.00	T53	865.00
1979	73	78	73	70	294	4	73.50	T7	9,350.00
1980	79	71	72	74	296	4	74.00	T57	1,585.00
1981	77	75	70	72	294	4	73.50	T28	2,662.50
1982	71	71	73	75	290	4	72.50	T34	2,275.00
1985	73	75	70	74	292	4	73.00	T24	4,785.71
1986	75	68	72	70	285	4	71.25	T29	3,628.00
Totals					2051	28	73.25		\$25,151.21

COLE, BOBBY

Year	1st	2nd	3rd	4th	Total	Rounds Played	Avg Score	Finish	Money
1976	80	70	78	80	308	4	77.00	T62	370.00
1978	79	73			152	2	76.00	CUT	0.00
Totals					460	6	76.67		\$370.00

COLLINS, CHAD

Year	1st	2nd	3rd	4th	Total	Rounds Played	Avg Score	Finish	Money
2010	73	72	68	71	284	4	71.00	T23	53,400.00
Totals					284	4	71.00		\$53,400.00

Player Records

COLSAERTS, NICOLAS

Year	1st	2nd	3rd	4th	Total	Rounds Played	Avg Score	Finish	Money
2012	72	74	73	72	291	4	72.75	T25	40,776.92
2013	80				152	2	76.00	CUT	0.00
2014	76	71			147	2	73.50	CUT	0.00
Totals					443	6	73.83		\$40,776.92

COLTART, ANDREW

Year	1st	2nd	3rd	4th	Total	Rounds Played	Avg Score	Finish	Money
1996	75	69	72	74	290	4	72.50	T49	4,361.14
Totals					290	4	72.50		\$4,361.14

COMPTON, ERIK

Year	1st	2nd	3rd	4th	Total	Rounds Played	Avg Score	Finish	Money
2002	76	72			148	2	74.00	CUT	0.00
2009	72	75	74	81	302	4	75.50	T76	11,340.00
2010	73	72	72	82	299	4	74.75	T1	11,880.00
2012	67	75	75	75	292	4	73.00	T38	24,800.00
2013	74	76			150	2	75.00	CUT	0.00
2014	76	72			148	2	74.00	CUT	0.00
Totals					1339	18	74.39		\$48,020.00

CONNER, FRANK

Year	1st	2nd	3rd	4th	Total	Rounds Played	Avg Score	Finish	Money
1979	76	79	76	77	308	4	77.00	T64	1,025.00
1982	69	72	72	78	291	4	72.75	T40	2,000.00
1983	73	69	73	72	287	4	71.75	T14	7,200.00
1984	74	79			153	2	76.50	CUT	0.00
Totals					1039	14	74.21		\$10,225.00

COODY, CHARLES

Year	1st	2nd	3rd	4th	Total	Rounds Played	Avg Score	Finish	Money
1976	73	77	72	74	296	4	74.00	T18	2,400.00
1977	78	72	71	74	295	4	73.75	T29	1,429.00
1978	74	72	74	76	296	4	74.00	T30	1,518.00
1979	77	83			160	2	80.00	CUT	0.00
Totals					1047	14	74.79		\$5,347.00

COOK, JOHN

Year	1st	2nd	3rd	4th	Total	Rounds Played	Avg Score	Finish	Money
1981	75	76	72	76	299	4	74.75	T54	1,710.00
1982	70	72	76	74	292	4	73.00	T46	1,850.00
1983	75	72	74	76	297	4	74.25	T58	1,707.50
1984	73	72	75	75	295	4	73.75	T43	2,250.00
1985	77	71	76	73	297	4	74.25	T45	2,014.00
1986	74	73			147	2	73.50	CUT	0.00
1987	69	69	72	68	278	4	69.50	T9	19,480.00
1988	72	73	73	73	291	4	72.75	T35	5,011.67
1989	77	81			158	2	79.00	CUT	0.00
1990	77	69	76		222	3	74.00	T16	14,500.00
1991	72	72	69	68	281	4	70.25	T8	30,000.00
1992	71	68	72	73	284	4	71.00	T48	3,267.34
1993	67	73	71	69	280	4	70.00	T12	28,350.00
1994	67	69	69	71	276	4	69.00	3	102,000.00
1995	70	77			147	2	73.50	CUT	0.00
1996	74	69	76	72	291	4	72.75	T56	3,960.00
1997	75	68	73		216	3	72.00	T46	5,006.50
1998	74	68	68	74	284	4	71.00	T31	12,477.00
1999	70	71	72	74	287	4	71.75	T35	11,777.37
2000	76	72	72	75	295	4	73.75	T67	6,169.00
2001	72	68	72	73	285	4	71.25	T20	47,765.00
2002	73	69	65	69	276	4	69.00	T2	396,000.00
2004	71	74	71	69	285	4	71.25	T19	65,887.50
2006	74	75			149	2	74.50	CUT	0.00
Totals					6212	86	72.23		\$761,182.88

COUCH, CHRIS

Year	1st	2nd	3rd	4th	Total	Rounds Played	Avg Score	Finish	Money
2006	76				76	1	76.00	WD	0.00
2007	72	76			148	2	74.00	CUT	0.00
2010	73	75			148	2	74.00	CUT	0.00
2011	70	73	76	70	289	4	72.25	T51	14,284.80
2012	75	77			152	2	76.00	CUT	0.00
Totals					813	11	73.91		\$14,284.80

COUPLES, FRED

Year	1st	2nd	3rd	4th	Total	Rounds Played	Avg Score	Finish	Money
1982	71	71	73	71	286	4	71.50	T11	7,420.00
1983	78	75			153	2	76.50	CUT	0.00
1984	75	80			155	2	77.50	CUT	0.00
1985	71	78	73	75	297	4	74.25	T45	2,014.00
1986	75	77			152	2	76.00	CUT	0.00
1987	71	72	75	64	282	4	70.50	T24	7,793.34
1988	72	72	68	73	285	4	71.25	T15	15,833.33
1989	70	72	70	76	288	4	72.00	T16	15,056.00
1990	69	74	75		218	3	72.67	T3	48,000.00
1993	67	68	73	69	277	4	69.25	T4	50,750.00
1998	68	67	67	69	271	4	67.75	1	396,000.00
1999	71	74	76	72	293	4	73.25	T59	5,533.84
2000	74	69	69	67	279	4	69.75	T8	93,000.00
2001	72	75	72	65	284	4	71.00	T15	65,600.00
2002	80	71			151	2	75.50	CUT	0.00
2004	69	69	68	68	274	4	68.50	2	567,000.00
2005	71	67	66	69	273	4	68.25	2	594,000.00
2006	69	80			149	2	74.50	CUT	0.00
2008	72	71	77	75	295	4	73.75	T46	16,045.71
2011	79	72			151	2	75.50	CUT	0.00
2012	74	73	76	71	294	4	73.50	T50	15,438.00
2013	70	75	70	77	292	4	73.00	T50	15,252.00
Totals					5399	7571.99			\$1,914,736.22

CRAMPTON, BRUCE

Year	1st	2nd	3rd	4th	Total	Rounds Played	Avg Score	Finish	Money
1976	77	72	75	77	301	4	75.25	T35	1,030.00
Totals					301	4	75.25		\$1,030.00

CRANE, BEN

Year	1st	2nd	3rd	4th	Total	Rounds Played	Avg Score	Finish	Money
2003	73	68	73	74	288	4	72.00	T21	56,000.00
2004	78	75			153	2	76.50	CUT	0.00
2006	73	70	76	79	298	4	74.50	T68	11,500.00
2012	72	75	74	80	301	4	75.25	69	12,524.00
Totals					1040	14	74.29		\$80,024.00

CRENSHAW, BEN

Year	1st	2nd	3rd	4th	Total	Rounds Played	Avg Score	Finish	Money
1976	74	74	73	79	300	4	75.00	T32	1,183.00
1977	87	73			160	2	80.00	CUT	0.00
1978	72	77	75	72	296	4	74.00	T30	1,518.00
1979	76	82			158	2	79.00	CUT	0.00
1980	72	72	70	76	290	4	72.50	T29	1,964.16
1981	74	69	70	79	292	4	73.00	T18	4,410.00
1982	76	73	67	81	297	4	74.25	66	1,540.00
1983	67	71	73	71	282	4	70.50	T2	35,200.00
1984	68	70	79	79	296	4	74.00	T46	1,886.00
1985	73	78			151	2	75.50	CUT	0.00
1987	71	73	70	71	285	4	71.25	T35	4,863.75
1988	75	71	75	72	293	4	73.25	T48	2,977.00
1989	73	76	72	72	293	4	73.25	T41	5,100.00
1993	70	69	71	72	282	4	70.50	T19	18,200.00
1994	72	66	74	68	280	4	70.00	T7	48,375.00
1995	67	68	71	69	275	4	68.75	T5	57,630.00
1996	74	69	70	74	287	4	71.75	T30	10,240.00
1999	77	75			152	2	76.00	CUT	0.00
Totals					4669	64	72.95		\$195,086.91

CROSBY, NATHANIEL

Year	1st	2nd	3rd	4th	Total	Rounds Played	Avg Score	Finish	Money
1984	83	80			163	2	81.50	CUT	(A)
Totals					163	2	81.50		(A)

CURL, ROD

Year	1st	2nd	3rd	4th	Total	Rounds Played	Avg Score	Finish	Money
1977	75	77	81	74	307	4	76.75	74	750.00
1978	77	67	68	81	293	4	73.25	T15	3,750.00
1980	76	83			159	2	79.50	CUT	0.00
Totals					759	10	75.90		\$4,500.00

Player Records

CURTIS, BEN

Year	1st	2nd	3rd	4th	Total	Rounds Played	Avg Score	Finish	Money
2003	74	76			150	2	75.00	CUT	0.00
2004	68	69	73	72	282	4	70.50	T8	152,250.00
2005	78	77			155	2	77.50	CUT	0.00
2006	74	74	76	73	297	4	74.25	T66	11,902.50
2007	70	72	69	74	285	4	71.25	T41	22,800.00
2008	76	72	71	76	295	4	73.75	T46	16,045.71
2009	71	71	72	77	291	4	72.75	T41	22,800.00
2010	73	72	69	71	285	4	71.25	T28	40,800.00
2011	70	75	69	67	281	4	70.25	T13	112,840.00
2012	70	79			149	2	74.50	CUT	0.00
2013	73	70	73	75	291	4	72.75	T41	20,556.44
2014	69	71	69	70	279	4	69.75	T6	215,450.00
Totals					3040	42	72.38		\$615,444.66

DALY, JOHN

Year	1st	2nd	3rd	4th	Total	Rounds Played	Avg Score	Finish	Money
1991	74	74	83	83	314	4	78.50	T8	2,256.00
1992	78	75			153	2	76.50	CUT	0.00
1993	70	70	79	78	297	4	74.25	T70	2,786.00
1994	74	74	73	78	299	4	74.75	T1	3,000.00
1996	70	74	73	79	296	4	74.00	T73	3,474.00
1997	76	71	80		227	3	75.67	T4	3,648.00
1999	82				82	1	82.00	WD	0.00
2000	78	72			150	2	75.00	CUT	0.00
2001	73	68	75	69	285	4	71.25	T20	33,210.00
2002	81	71			152	2	76.00	CUT	0.00
2003	68	73	83	74	298	4	74.50	T56	11,350.00
2004	72	69	73	69	283	4	70.75	T11	111,300.00
2005	76	71			147	2	73.50	CUT	0.00
2006	80				80	1	80.00	WD	0.00
Totals					3063	41	74.71		\$171,024.00

DAMRON, ROBERT

Year	1st	2nd	3rd	4th	Total	Rounds Played	Avg Score	Finish	Money
1997	71	70	71		212	3	70.67	T21	19,760.00
2000	74	69	71	71	285	4	71.25	T25	22,669.00
2001	74	71	70	79	294	4	73.50	T56	9,225.00
2002	72	73	74	69	288	4	72.00	T56	10,125.00
Totals					1079	15	71.93		\$61,779.00

DAVIS, BRIAN

Year	1st	2nd	3rd	4th	Total	Rounds Played	Avg Score	Finish	Money
2008	70	81			151	2	75.50	CUT	0.00
2009	78	77			155	2	77.50	CUT	0.00
2010	71	73	73	77	294	4	73.50	T67	12,360.00
2011	73	71	70	68	282	4	70.50	T18	89,900.00
2012	73	72	74	72	291	4	72.75	T25	40,776.93
2013	75	70	69	70	284	4	71.00	T8	167,400.00
2014	72	79			151	2	75.50	CUT	0.00
Totals					1608	22	73.09		\$310,436.93

DAVIS, RODGER

Year	1st	2nd	3rd	4th	Total	Rounds Played	Avg Score	Finish	Money
1987	72	74	76	73	295	4	73.75	T69	2,505.00
Totals					295	4	73.75		\$2,505.00

DAWSON, MARCO

Year	1st	2nd	3rd	4th	Total	Rounds Played	Avg Score	Finish	Money
2008	81	80			161	2	80.50	CUT	0.00
Totals					161	2	80.50		\$0.00

DAY, GLEN

Year	1st	2nd	3rd	4th	Total	Rounds Played	Avg Score	Finish	Money
1994	75	74			149	2	74.50	CUT	0.00
1995	74	78			152	2	76.00	CUT	0.00
1997	66	74	69		209	3	69.67	T10	45,600.00
1998	73	71	65	71	280	4	70.00	T11	46,640.00
1999	71	75	71	71	288	4	72.00	T43	8,415.00
2000	72	73	68	75	288	4	72.00	T41	11,780.00
2001	74	78			152	2	76.00	CUT	0.00
2002	72	69	74	72	287	4	71.75	T49	10,902.00
2003	73	73	74	72	292	4	73.00	T34	25,250.00
Totals					2097	29	72.31		\$148,587.00

DAY, JASON

Year	1st	2nd	3rd	4th	Total	Rounds Played	Avg Score	Finish	Money
2008	73	82			155	2	77.50	CUT	0.00
2009	67	73	75	73	288	4	72.00	T27	40,800.00
2010	67	69	72	78	286	4	71.50	T33	30,375.00
2012	74	76			150	2	75.00	CUT	0.00
2013	72	75	72	72	291	4	72.75	T41	20,556.44
2014	72	69	70	74	285	4	71.25	T37	25,420.00
Totals					1455	20	72.75		\$117,151.44

DE JONGE, BRENDON

Year	1st	2nd	3rd	4th	Total	Rounds Played	Avg Score	Finish	Money
2010	71	69	65	75	280	4	70.00	T12	117,600.00
2011	71	73	73	75	292	4	73.00	T63	12,896.00
2012	73	71	74	74	292	4	73.00	T38	24,800.00
2013	75	75			150	2	75.00	CUT	0.00
2014	73	69	69	73	284	4	71.00	T28	38,646.67
Totals					1298	18	72.11		\$193,942.67

DE VICENZO, ROBERTO

Year	1st	2nd	3rd	4th	Total	Rounds Played	Avg Score	Finish	Money
1986	77	78			155	2	77.50	CUT	0.00
Totals					155	2	77.50		\$0.00

DELAET, GRAHAM

Year	1st	2nd	3rd	4th	Total	Rounds Played	Avg Score	Finish	Money
2010	75	71			146	2	73.00	CUT	0.00
2013	70	72	74	71	287	4	71.75	T21	58,202.50
Totals					433	6	72.17		\$58,202.50

DELSING, JAY

Year	1st	2nd	3rd	4th	Total	Rounds Played	Avg Score	Finish	Money
1990	73	72	78		223	3	74.33	T22	10,000.00
1991	69	76	75	69	289	4	72.25	T38	4,560.00
1992	72	71	69	70	282	4	70.50	T35	6,137.86
1993	74	74			148	2	74.00	CUT	0.00
1994	71	79			150	2	75.00	CUT	0.00
1998	77	72			149	2	74.50	CUT	0.00
Totals					1241	17	73.00		\$20,697.86

DEMSEY, TODD

Year	1st	2nd	3rd	4th	Total	Rounds Played	Avg Score	Finish	Money
1996	75	74			149	2	74.50	CUT	0.00
Totals					149	2	74.50		\$0.00

DENNIS, CLARK

Year	1st	2nd	3rd	4th	Total	Rounds Played	Avg Score	Finish	Money
1990	87	79			166	2	83.00	CUT	0.00
1994	72	74	73	69	288	4	72.00	T35	7,725.00
1995	70	71	74	68	283	4	70.75	T38	6,630.00
1998	73	77			150	2	75.00	CUT	0.00
Totals					887	12	73.92		\$14,355.00

DENT, JIM

Year	1st	2nd	3rd	4th	Total	Rounds Played	Avg Score	Finish	Money
1982					0	0	0.00	WD	0.00
Totals					0	0	0.00		\$0.00

DEVLIN, BRUCE

Year	1st	2nd	3rd	4th	Total	Rounds Played	Avg Score	Finish	Money
1976	76	79	75	75	305	4	76.25	T52	470.00
1977	71	74	72	75	292	4	73.00	T13	3,937.00
1978	72	77	76	73	298	4	74.50	T40	993.00
1980	70	74	76	70	290	4	72.50	T29	1,964.17
1981	75	74	69	78	296	4	74.00	T35	2,250.00
1983	74	83			157	2	78.50	CUT	0.00
Totals					1638	22	74.45		\$9,614.17

DICKERSON, BUBBA

Year	1st	2nd	3rd	4th	Total	Rounds Played	Avg Score	Finish	Money
2002	74	72	78	76	300	4	75.00	T4	8,640.00
Totals					300	4	75.00		\$8,640.00

DICKSON, BOB

Year	1st	2nd	3rd	4th	Total	Rounds Played	Avg Score	Finish	Money
1976	80	81			161	2	80.50	CUT	0.00
Totals					161	2	80.50		\$0.00

Player Records

DIEHL, TERRY

Year	1st	2nd	3rd	4th	Total	Rounds Played	Avg Score	Finish	Money
1976	75	81	72	78	306	4	76.50	T55	430.00
1978	72	73	74	76	295	4	73.75	T24	1,970.00
1979	79	71	74	73	297	4	74.25	T16	4,350.00
1980	72	75	70	72	289	4	72.25	T26	2,380.00
1981	74	77	78	76	305	4	76.25	T66	1,545.00
Totals					1492	20	74.60		\$10,675.00

DIMARCO, CHRIS

Year	1st	2nd	3rd	4th	Total	Rounds Played	Avg Score	Finish	Money
2000	75	75			150	2	75.00	CUT	0.00
2001	74	70	74	69	287	4	71.75	T30	24,365.71
2004	71	74	72	70	287	4	71.75	T24	39,725.00
2005	74	69	73	73	289	4	72.25	T52	12,826.00
2006	72	71	73	78	294	4	73.50	T52	13,409.00
2007	74	75			149	2	74.50	CUT	0.00
2008	75	72	73	73	293	4	73.25	T39	24,000.00
2009	73	67	73	73	286	4	71.50	T14	90,133.33
2011	67	77	74	71	289	4	72.25	T51	14,284.80
2012	73	72	73	79	297	4	74.25	T58	13,702.00
Totals					2621	36	72.81		\$232,445.84

DODDS, TREVOR

Year	1st	2nd	3rd	4th	Total	Rounds Played	Avg Score	Finish	Money
1998	66	72	72	75	285	4	71.25	T38	9,240.00
1999	73	72	75	73	293	4	73.25	T59	5,533.83
Totals					578	8	72.25		\$14,773.83

DONALD, LUKE

Year	1st	2nd	3rd	4th	Total	Rounds Played	Avg Score	Finish	Money
2000	74	71	73	72	290	4	72.50	T51	(A)
2003	70	69	80	75	294	4	73.50	T45	15,050.00
2004	78	72			150	2	75.00	CUT	0.00
2007	73	70	71	70	284	4	71.00	T35	28,950.00
2008	68	71	74	73	286	4	71.50	T6	201,000.00
2009	64	76	72	74	286	4	71.50	T14	90,133.33
2011	70	69	73	68	280	4	70.00	T7	174,116.67
2012	71	73	75	68	287	4	71.75	12	142,600.00
2013	73	73	71	70	287	4	71.75	T21	58,202.50
2014	71	69	73	74	287	4	71.75	T49	15,148.67
Totals					2731	38	71.87		\$725,201.17

DONALD, MIKE

Year	1st	2nd	3rd	4th	Total	Rounds Played	Avg Score	Finish	Money
1981	76	75	73	71	295	4	73.75	T32	2,450.00
1983	71	69	77	77	294	4	73.50	T47	1,940.00
1985	77	82			159	2	79.50	CUT	0.00
1989	75	75	76	78	304	4	76.00	69	3,520.00
1990	81	72	75		228	3	76.00	T43	2,922.00
1991	79	70			149	2	74.50	CUT	0.00
1992	73	72	70	75	290	4	72.50	T71	2,535.00
1995	73	78			151	2	75.50	CUT	0.00
Totals					1870	25	74.80		\$13,367.00

DOUGHERTY, ED

Year	1st	2nd	3rd	4th	Total	Rounds Played	Avg Score	Finish	Money
1976	80	76	79	78	313	4	78.25	68	320.00
1991	76	73			149	2	74.50	CUT	0.00
1993	72	80			152	2	76.00	CUT	0.00
Totals					614	8	76.75		\$320.00

DOUGLASS, BRUCE

Year	1st	2nd	3rd	4th	Total	Rounds Played	Avg Score	Finish	Money
1981	76	72	72	76	296	4	74.00	T35	2,250.00
Totals					296	4	74.00		\$2,250.00

DOUGLASS, DALE

Year	1st	2nd	3rd	4th	Total	Rounds Played	Avg Score	Finish	Money
1976	82	86			168	2	84.00	CUT	0.00
1977	78	78			156	2	78.00	CUT	0.00
Totals					324	4	81.00		\$0.00

DOYLE, ALLEN

Year	1st	2nd	3rd	4th	Total	Rounds Played	Avg Score	Finish	Money
1991	72	71	77	75	295	4	73.75	T64	(A)
1992	79	73			152	2	76.00	CUT	(A)
1993	73	76			149	2	74.50	CUT	(A)
1994	75	72	75	73	295	4	73.75	T65	(A)
1995	73	72	76	74	295	4	73.75	74	3,264.00
1996	69	74	71	77	291	4	72.75	T56	3,960.00
Totals					1477	20	73.85		\$7,224.00

DRISCOLL, JAMES

Year	1st	2nd	3rd	4th	Total	Rounds Played	Avg Score	Finish	Money
1999	76	73			149	2	74.50	CUT	0.00
2008	80	83			163	2	81.50	CUT	0.00
2009	77	80			157	2	78.50	CUT	0.00
2012	73	76			149	2	74.50	CUT	0.00
2013	70	75	73	67	285	4	71.25	T13	119,866.67
Totals					903	12	75.25		\$119,866.67

DUFNER, JASON

Year	1st	2nd	3rd	4th	Total	Rounds Played	Avg Score	Finish	Money
2009	77	73			150	2	75.00	CUT	0.00
2010	74	74			148	2		CUT	0.00
2014	71	69	71	72	283	4	70.75	T19	65,237.78
Totals					581	8	72.63		\$65,237.78

DUKE, KEN

Year	1st	2nd	3rd	4th	Total	Rounds Played	Avg Score	Finish	Money
2007	73	72	73	69	287	4	71.75	T51	14,310.00
2008	71	77	75	73	296	4	74.00	T53	13,824.00
2009	76	74			150	2	75.00	CUT	0.00
2012	74	76			151	2	75.50	CUT	0.00
2013	75	69	72	70	286	4	71.50	T16	93,000.00
2014	75	75			150	2	75.00	CUT	0.00
Totals					1320	18	73.33		\$121,134.00

DUNAKEY, DOUG

Year	1st	2nd	3rd	4th	Total	Rounds Played	Avg Score	Finish	Money
1999	72	77			149	2	74.50	CUT	0.00
Totals					149	2	74.50		\$0.00

DUNDAS, STEPHEN

Year	1st	2nd	3rd	4th	Total	Rounds Played	Avg Score	Finish	Money
1993	79	74			153	2	76.50	CUT	0.00
Totals					153	2	76.50		\$0.00

DUNLAP, SCOTT

Year	1st	2nd	3rd	4th	Total	Rounds Played	Avg Score	Finish	Money
2000	76	72	71	72	291	4	72.75	T57	6,882.00
2001	77	71			148	2	74.00	CUT	0.00
Totals					439	6	73.17		\$6,882.00

DURANT, JOE

Year	1st	2nd	3rd	4th	Total	Rounds Played	Avg Score	Finish	Money
1999	71	71	74	71	287	4	71.75	T35	11,777.38
2001	76	75			151	2	75.50	CUT	0.00
2006	75	70	70	78	293	4	73.25	T46	15,640.00
Totals					731	10	73.10		\$27,417.38

DUVAL, DAVID

Year	1st	2nd	3rd	4th	Total	Rounds Played	Avg Score	Finish	Money
1994	73	73	72	69	287	4	71.75	T30	9,315.00
1995	70	71	64	68	273	4	68.25	T2	126,933.34
1996	72	70	67	67	276	4	69.00	2	194,400.00
1997	73	69	69		211	3	70.33	T17	27,550.00
1998	74	66	67	69	276	4	69.00	3	149,600.00
1999	72	68	69	70	279	4	69.75	T3	132,600.00
2000	73	69	68	75	285	4	71.25	T25	22,669.00
2002	75	69	67	66	277	4	69.25	T4	169,650.00
2003	73	72	78	78	301	4	75.25	T64	10,550.00
2006	71	76	73	82	302	4	75.50	74	11,040.00
2008	80	78			158	2	79.00	CUT	0.00
2009	71	74	74	76	295	4	73.75	T58	13,320.00
2010	79	79			158	2	79.00	CUT	0.00
2011	72	73	75	76	296	4	74.00	70	12,400.00
Totals					3674	51	72.04		\$880,027.34

EAKS, R.W.

Year	1st	2nd	3rd	4th	Total	Rounds Played	Avg Score	Finish	Money
1998	76	74			150	2	75.00	CUT	0.00
Totals					150	2	75.00		\$0.00

EASTWOOD, BOB

Year	1st	2nd	3rd	4th	Total	Rounds Played	Avg Score	Finish	Money
1982	71	72	74	75	292	4	73.00	T46	1,850.00
1983	75	76			151	2	75.50	CUT	0.00
1984	71	76	75	79	301	4	75.25	T65	1,540.00
1985	73	78			151	2	75.50	CUT	0.00
1986	80	75			155	2	77.50	CUT	0.00
1990	76	75	72		223	3	74.33	T22	10,000.00
1991	74	74	74	79	301	4	75.25	T75	2,316.00
Totals					1574	21	74.95		\$15,706.00

Player Records

EDFORS, JOHAN

Year	1st	2nd	3rd	4th	Total	Rounds Played	Avg Score	Finish	Money
2007	70	72	76	72	290	4	72.50	T62	12,780.00
Totals					290	4	72.50		\$12,780.00

EDWARDS, DANNY

Year	1st	2nd	3rd	4th	Total	Rounds Played	Avg Score	Finish	Money
1977	72	73	78	71	294	4	73.50	T21	1,986.00
1978	73	77			150	2	75.00	CUT	0.00
1981	72	74	69	76	291	4	72.75	T16	5,775.00
1982	71	73	73	74	291	4	72.75	T40	2,000.00
1986	74	71	68	72	285	4	71.25	T29	3,628.00
1987	77	74			151	2	75.50	CUT	0.00
Totals					1462	20	73.10		\$13,389.00

EDWARDS, DAVID

Year	1st	2nd	3rd	4th	Total	Rounds Played	Avg Score	Finish	Money
1981	70	73	75	79	297	4	74.25	T41	2,020.00
1982	74	77			151	2	73.50	CUT	0.00
1983	76	71	76	73	296	4	74.00	T52	1,800.00
1984	74	80			154	2	77.00	CUT	0.00
1985	73	79			152	2	76.00	CUT	0.00
1986	73	76			149	2	74.50	CUT	0.00
1989	71	73	73	72	289	4	72.25	T21	11,680.00
1990	82	76			158	2	79.00	CUT	0.00
1992	71	65	70	67	273	4	68.25	1	234,000.00
1993	69	75	74	71	289	4	72.25	T50	3,328.00
1994	69	67	72	70	278	4	69.50	5	60,000.00
1995	72	71	68	69	280	4	70.00	T21	15,958.75
1996	73	68	73	75	289	4	72.25	T43	5,772.00
1997	72	74	74		221	3	73.67	T67	3,800.00
1998	74	69	72	76	291	4	72.75	T64	4,620.00
1999	72	69	77	73	291	4	72.75	T54	5,840.00
2000	71	72	77	71	291	4	72.75	T57	6,882.00
2002	73	69	72	75	289	4	72.25	T60	9,720.00
2003	72	73	81	77	303	4	75.75	T66	10,350.00
2004	81				81	1	81.00	WD	0.00
2005	75	73			148	2	74.00	CUT	0.00
Totals					4970	68	73.09		\$373,750.75

EDWARDS, JOEL

Year	1st	2nd	3rd	4th	Total	Rounds Played	Avg Score	Finish	Money
1993	71	75			146	2	73.00	CUT	0.00
1996	74	73	68	73	288	4	72.00	T39	7,560.00
2000	73	74	73	75	295	4	73.75	T67	6,169.00
2002	75	68	73	71	287	4	71.75	T49	10,902.86
2003	72	76			148	2	74.00	CUT	0.00
Totals					1164	16	72.75		\$24,631.86

EGER, DAVID

Year	1st	2nd	3rd	4th	Total	Rounds Played	Avg Score	Finish	Money
1992	77	74			151	2	75.50	CUT	(A)
Totals					151	2	75.50		\$0.00

EICHELBERGER, DAVE

Year	1st	2nd	3rd	4th	Total	Rounds Played	Avg Score	Finish	Money
1979	77	83			160	2	80.00	CUT	0.00
Totals					160	2	80.00		\$0.00

ELDER, BRAD

Year	1st	2nd	3rd	4th	Total	Rounds Played	Avg Score	Finish	Money
1998	70	72	70	75	287	4	71.75	T48	5,764.00
2000	71	68	69	73	281	4	70.25	12	71,300.00
2001	75	73			148	2	74.00	CUT	0.00
Totals					716	10	71.60		\$77,064.00

ELDER, LEE

Year	1st	2nd	3rd	4th	Total	Rounds Played	Avg Score	Finish	Money
1978	74	72	77	71	294	4	73.50	T20	2,650.00
1979	75	76	77	69	297	4	74.25	T16	4,350.00
1980	74	76	73	78	301	4	75.25	T70	1,512.50
1981	74	72	77	79	302	4	75.50	T62	1,580.00
1984	78	75			153	2	76.50	CUT	0.00
Totals					1347	18	74.83		\$10,092.50

ELKINGTON, STEVE

Year	1st	2nd	3rd	4th	Total	Rounds Played	Avg Score	Finish	Money
1987	79	72			151	2	75.50	CUT	0.00
1989	77	75			152	2	76.00	CUT	0.00
1992	75	66	70	67	278	4	69.50	T14	22,100.00
1994	69	72	72	77	290	4	72.50	T45	4,392.00
1995	69	68	69	67	273	4	68.25	T2	126,933.33
1996	73	72	72	73	290	4	72.50	T49	4,361.14
1999	74	75			149	2	74.50	CUT	0.00
2004	75	73			148	2	74.00	WD	0.00
Totals					1731	24	72.13		\$157,786.47

ELS, ERNIE

Year	1st	2nd	3rd	4th	Total	Rounds Played	Avg Score	Finish	Money
1994	72	74	68	76	290	4	72.50	T45	4,392.00
1995	72	68	70	68	278	4	69.50	T13	30,033.34
1996	70	67	68	75	280	4	70.00	T6	56,340.00
1997	68	74	73		215	3	71.67	T38	7,600.00
1998	67	72	67	73	279	4	69.75	T7	66,275.00
1999	69	72	70	70	281	4	70.25	T7	76,818.75
2000	73	64	72	65	274	4	68.50	T2	272,800.00
2001	69	75	75	77	296	4	74.00	T63	8,692.00
2002	70	71	69	69	279	4	69.75	T13	87,000.00
2003	73	70	70	73	286	4	71.50	T13	91,000.00
2004	68	70	66	66	270	4	67.50	1	945,000.00
2005	73	71	72	72	288	4	72.00	T45	15,415.72
2006	74	70	73	81	298	4	74.50	T68	11,500.00
2007	66	75	71	67	279	4	69.75	T15	93,000.00
2008	73	78			151	2	75.50	CUT	0.00
2009	70	70	71	72	283	4	70.75	T8	180,000.00
2010	74	72			146	2	73.00	CUT	0.00
2011	71	73	75	71	290	4	72.50	G1	13,516.00
2012	70	75	74	78	297	4	74.25	T58	13,702.00
2013	73	70	74	73	290	4	72.50	T37	28,520.00
2014	70	72	69	72	283	4	70.75	T19	65,237.78
Totals					5633	79	71.30		\$2,066,842.59

ENGLISH, HARRIS

Year	1st	2nd	3rd	4th	Total	Rounds Played	Avg Score	Finish	Money
2012	71	75	80	72	298	4	74.50	T62	13,206.00
Totals					298	4	74.50		\$13,206.00

ERNST, DEREK

Year	1st	2nd	3rd	4th	Total	Rounds Played	Avg Score	Finish	Money
2013	70	73	78	73	294	4	73.50	T57	13,702.00
2014	81	74			155	2	77.50	CUT	0.00
Totals					449	6	74.83		\$13,702.00

ESTES, BOB

Year	1st	2nd	3rd	4th	Total	Rounds Played	Avg Score	Finish	Money
1991	75	70	76	75	296	4	74.00	T66	2,496.00
1993	72	71	73	73	289	4	72.25	T50	3,328.00
1994	71	68	70	75	284	4	71.00	T19	18,180.00
1995	71	72	74	77	294	4	73.50	T73	3,298.00
1998	72	68	74	72	286	4	71.50	T44	7,040.00
1999	72	73	71	73	289	4	72.25	T43	6,579.00
2000	71	71	75	79	296	4	74.00	T75	5,828.00
Totals					2034	28	72.64		\$46,749.00

EVERY, MATT

Year	1st	2nd	3rd	4th	Total	Rounds Played	Avg Score	Finish	Money
2012	69	75	71	69	284	4	71.00	T6	215,450.00
2013	74	84			158	2	79.00	CUT	0.00
2014	74	72			146	2	73.00	CUT	0.00
Totals					588	8	73.50		\$215,450.00

FABEL, BRAD

Year	1st	2nd	3rd	4th	Total	Rounds Played	Avg Score	Finish	Money
1987	76	77			153	2	76.50	CUT	0.00
1993	70	71	73	73	287	4	71.75	T40	5,040.00
1998	71	71	70	71	283	4	70.75	T28	15,620.00
Totals					723	10	72.30		\$20,660.00

FALDO, NICK

Year	1st	2nd	3rd	4th	Total	Rounds Played	Avg Score	Finish	Money
1985	74	75	77	72	298	4	74.50	T50	1,742.50
1989	75	75	73	73	296	4	74.00	T55	3,740.00
1994	76	74			150	2	75.00	CUT	0.00
1995	68	72	70	68	278	4	69.50	T13	30,033.33
1998	71	70	69	74	284	4	71.00	T31	12,477.00
2000	79	69	71	72	291	4	72.75	T57	6,882.00
Totals					1597	22	72.59		\$54,874.83

Player Records

FASTH, NICLAS

Year	1st	2nd	3rd	4th	Total	Rounds Played	Avg Score	Finish	Money
2004	75	70	73	73	291	4	72.75	T51	12,521.25
Totals					291	4	72.75		\$12,521.25

FAXON, BRAD

Year	1st	2nd	3rd	4th	Total	Rounds Played	Avg Score	Finish	Money
1984	78	76			154	2	77.00	CUT	0.00
1985	81	74			155	2	77.50	CUT	0.00
1989	77	73	75	67	292	4	73.00	T34	6,115.72
1990	77	69	72		218	3	72.67	T3	48,000.00
1991	72	71	74	76	293	4	73.25	62	2,592.00
1992	74	73			147	2	73.50	CUT	0.00
1993	69	69	70	69	277	4	69.25	T4	50,750.00
1994	72	68	72	69	281	4	70.25	T9	42,000.00
1995	72	72	71	69	284	4	71.00	T47	4,494.80
1996	74	72	68	66	280	4	70.00	T6	56,340.00
1997	74	68	75		218	3	72.67	T57	4,256.00
1998	74	71	69	74	288	4	72.00	T51	5,148.00
2000	74	73	68	71	286	4	71.50	T33	16,378.00
2001	70	71	75	71	287	4	71.75	T30	24,365.72
2002	71	69	70	69	279	4	69.75	T13	87,000.00
2003	67	77	74	75	293	4	73.25	T40	19,500.00
2004	72	74	71	68	285	4	71.25	T16	65,887.50
2005	74	72	67	70	283	4	70.75	T21	61,600.00
2006	73	72	74	74	293	4	73.25	T46	15,640.00
2007	74	75			149	2	74.50	CUT	0.00
2009	83	78			161	2	80.50	CUT	0.00
2010	73	79			152	2	76.00	CUT	0.00
Totals					5355	74	72.36		\$510,067.74

FDEZ-CASTRANO, GONZ

Year	1st	2nd	3rd	4th	Total	Rounds Played	Avg Score	Finish	Money
2013	72	74	77	74	297	4	74.25	68	12,648.00
2014	73	70	79	77	299	4	74.75	T75	11,718.00
Totals					596	8	74.50		\$24,366.00

FEHR, RICK

Year	1st	2nd	3rd	4th	Total	Rounds Played	Avg Score	Finish	Money
1987	79	75			154	2	77.00	CUT	0.00
1988	76	77			153	2	76.50	CUT	0.00
1992	69	70	67	67	273	4	68.25	2	140,400.00
1993	73	75			148	2	74.00	CUT	0.00
1994	75	72	71	74	292	4	73.00	T54	3,435.00
1995	72	77			149	2	74.50	CUT	0.00
1997	75	69			144	2	72.00	WD	0.00
Totals					1313	18	72.94		\$143,835.00

FERGUS, KEITH

Year	1st	2nd	3rd	4th	Total	Rounds Played	Avg Score	Finish	Money
1978	72	70	74	77	293	4	73.25	T15	3,750.00
1979	76	79	71	74	300	4	75.00	T30	1,822.00
1980	72	71	70	74	287	4	71.75	T16	4,650.00
1981	71	68	74	71	284	4	71.00	1	63,000.00
1982	69	76	72	72	289	4	72.25	T27	2,642.86
1983	76	69	70	77	292	4	73.00	T37	2,370.00
1984	71	74	76	73	294	4	73.50	T36	2,753.43
1985	73	72	69	72	286	4	71.50	T4	22,963.33
1986	74	73			147	2	73.50	CUT	0.00
1989	76	80			156	2	78.00	CUT	0.00
1994	76	78			154	2	77.00	CUT	0.00
1995	72	70	74	74	290	4	72.50	T66	3,451.00
1996	73	68	76	70	287	4	71.75	T30	10,240.00
1997	74	71	74		219	3	73.00	T60	4,104.00
1998	74	75			149	2	74.50	CUT	0.00
1999	80	75			155	2	77.50	CUT	0.00
2000	73	75	73	74	295	4	73.75	T67	6,169.00
2001	83	76			159	2	79.50	CUT	0.00
2003	69	76	79	75	299	4	74.75	T58	11,050.00
Totals					4635	63	73.57		\$138,965.62

FEZLER, FORREST

Year	1st	2nd	3rd	4th	Total	Rounds Played	Avg Score	Finish	Money
1976	79	77	77	75	308	4	77.00	T62	370.00
1977	75	75	75	73	298	4	74.50	T45	940.00
1978	75	74	81	79	309	4	77.25	73	750.00
Totals					915	12	76.25		\$2,060.00

FICHARDT, DARREN

Year	1st	2nd	3rd	4th	Total	Rounds Played	Avg Score	Finish	Money
2000	82	73			155	2	77.50	CUT	0.00
2004	70	78	74	78	300	4	75.00	T73	10,132.50
Totals					455	6	75.83		\$10,132.50

FIORI, ED

Year	1st	2nd	3rd	4th	Total	Rounds Played	Avg Score	Finish	Money
1980	70	68	76	73	287	4	71.75	T16	4,650.00
1981	76	70	73	79	298	4	74.50	T46	1,830.00
1982	75	76			151	2	75.50	CUT	0.00
1983	74	75	73	74	296	4	74.00	T52	1,800.00
1984	75	69	79	74	297	4	74.25	T51	1,684.00
1985	79	74			153	2	76.50	CUT	0.00
1986	72	75			147	2	73.50	CUT	0.00
1987	73	77			150	2	75.00	CUT	0.00
1988	73	72	70	76	291	4	72.75	T35	5,011.66
1989	73	73	74	71	291	4	72.75	T30	7,367.50
Totals					2361	32	73.78		\$22,343.16

FITZSIMONS, PAT

Year	1st	2nd	3rd	4th	Total	Rounds Played	Avg Score	Finish	Money
1976	78	76	79	70	303	4	75.75	T47	535.00
Totals					303	4	75.75		\$535.00

FLANAGAN, NICK

Year	1st	2nd	3rd	4th	Total	Rounds Played	Avg Score	Finish	Money
2004	78	73			151	2	75.50	CUT	0.00
Totals					151	2	75.50		\$0.00

FLECKMAN, MARTY

Year	1st	2nd	3rd	4th	Total	Rounds Played	Avg Score	Finish	Money
1976	80	81			161	2	80.50	CUT	0.00
1979	82	83			165	2	82.50	CUT	0.00
Totals					326	4	81.50		\$0.00

FLEISHER, BRUCE

Year	1st	2nd	3rd	4th	Total	Rounds Played	Avg Score	Finish	Money
1981	73	73	74	75	295	4	73.75	T32	2,450.00
1982	69	73	70	77	289	4	72.25	T27	2,642.85
1992	71	70	70	70	281	4	70.25	T26	8,847.22
1993	73	73			146	2	73.00	CUT	0.00
Totals					1011	14	72.21		\$13,940.07

FLESCH, STEVE

Year	1st	2nd	3rd	4th	Total	Rounds Played	Avg Score	Finish	Money
1998	75	73			148	2	74.00	CUT	0.00
1999	70	78	72	71	291	4	72.75	T54	5,840.00
2000	76	68	64	70	278	4	69.50	T5	113,150.00
2001	72	67	71	73	283	4	70.75	T11	90,200.00
2002	73	75			148	2	74.00	CUT	0.00
2003	76	77			153	2	76.50	CUT	0.00
2004	72	73	72	71	288	4	72.00	T33	27,150.00
2005	69	69	73	75	286	4	71.50	T34	28,380.00
2006	66	72	85	75	298	4	74.50	T68	11,500.00
2007	72	75			147	2	73.50	CUT	0.00
2008	76	81			157	2	78.50	CUT	0.00
2009	73	75	74	69	291	4	72.75	T41	22,800.00
2010	79	80			159	2	79.50	CUT	0.00
Totals					2927	40	73.18		\$299,020.00

FLORES, MARTIN

Year	1st	2nd	3rd	4th	Total	Rounds Played	Avg Score	Finish	Money
2012	74	75			149	2	74.50	CUT	0.00
2014	69	68	75	71	283	4	70.75	T19	65,237.78
Totals					432	6	72.00		\$65,237.78

FLOYD, RAY

Year	1st	2nd	3rd	4th	Total	Rounds Played	Avg Score	Finish	Money
1977	72	75	73	74	294	4	73.50	T21	1,986.00
1978	74	80			154	2	77.00	CUT	0.00
1979	75	80	78	71	304	4	76.00	T47	1,151.00
1980	68	73	71	73	285	4	71.25	T8	7,800.00
1982	74	69	67	71	281	4	70.25	1	63,000.00
1983	72	69	76	73	290	4	72.50	T28	2,992.00
1984	72	75	70	77	294	4	73.50	T36	2,753.42
1985	72	74	71	74	291	4	72.75	T18	7,390.00
1986	70	74	68	68	280	4	70.00	T4	10,940.00
1987	76	74			150	2	75.00	CUT	0.00
1989	73	67	73	72	285	4	71.25	T8	26,610.00
1990	78	73	72		223	3	74.33	T22	10,000.00
Totals					3131	43	72.81		\$134,622.42

FORSBRAND, ANDERS

Year	1st	2nd	3rd	4th	Total	Rounds Played	Avg Score	Finish	Money
1987	73	72	73	70	288	4	72.00	53	2,790.00</

Player Records

FORSMAN, DAN

Year	1st	2nd	3rd	4th	Total	Rounds Played	Avg Score	Finish	Money
1985	71	77	75	75	298	4	74.50	T50	1,742.50
1986	73	72	74	74	293	4	73.25	T67	1,512.00
1987	69	71	74	82	296	4	74.00	T72	2,500.00
1988	75	73	74	77	299	4	74.75	T67	2,542.50
1989	82	72			154	2	77.00	CUT	0.00
1990	79	71	72		222	3	74.00	T16	14,500.00
1991	75	72	72	73	292	4	73.00	T58	2,652.00
1992	74	71	70	68	283	4	70.75	T42	4,420.00
1993	72	71	77	74	294	4	73.50	T65	2,940.00
1994	72	78			150	2	75.00	CUT	0.00
1997	75	68	74		217	3	72.33	T54	4,370.00
1998	69	75	68	70	282	4	70.50	T23	19,580.00
2004	73	73	67	74	287	4	71.75	T24	39,725.00
Totals					3367	46	73.20		\$96,484.00

FOUGHT, JOHN

Year	1st	2nd	3rd	4th	Total	Rounds Played	Avg Score	Finish	Money
1977	84	75			159	2	79.50	CUT	0.00
1979	80	80			160	2	80.00	CUT	0.00
1980	71	68	72	78	289	4	72.25	T26	2,380.00
1981	78	72	71	76	297	4	74.25	T41	2,020.00
1983	70	72	70	77	289	4	72.25	T25	3,540.00
1984	76	77			153	2	76.50	CUT	0.00
Totals					1347	18	74.83		\$7,940.00

FOWLER, PETER

Year	1st	2nd	3rd	4th	Total	Rounds Played	Avg Score	Finish	Money
1984	73	79			152	2	76.00	CUT	0.00
Totals					152	2	76.00		\$0.00

FOWLER, RICKIE

Year	1st	2nd	3rd	4th	Total	Rounds Played	Avg Score	Finish	Money
2010	65	66	69	73	273	4	68.25	2	648,000.00
2011	68	73	74	69	284	4	71.00	T22	54,405.00
2012	71	71	69	84	295	4	73.75	T52	14,539.00
2013	72	71	76	71	290	4	72.50	T37	28,520.00
2014	75	70			145	2	72.50	CUT	0.00
Totals					1287	18	71.50		\$745,464.00

FOX, STEVEN

Year	1st	2nd	3rd	4th	Total	Rounds Played	Avg Score	Finish	Money
2013	78	78			156	2	78.00	CUT	0.00
Totals					156	2	78.00		\$0.00

FRANCO, CARLOS

Year	1st	2nd	3rd	4th	Total	Rounds Played	Avg Score	Finish	Money
1994	80	75			155	2	77.50	CUT	0.00
1999	74	67	70	68	279	4	69.75	T3	132,600.00
2000	73	71	70	70	284	4	71.00	T20	34,844.00
2001	69	74	77	78	298	4	74.50	T67	8,446.00
2002	74	71	78	79	302	4	75.50	T75	8,550.00
2003	78	74			152	2	76.00	CUT	0.00
2005	69	73	73	74	289	4	72.25	T52	12,826.00
Totals					1759	24	73.29		\$197,266.00

FRAZAR, HARRISON

Year	1st	2nd	3rd	4th	Total	Rounds Played	Avg Score	Finish	Money
1998	68	69	75	73	285	4	71.25	T38	9,240.00
1999	72	76	72	70	290	4	72.50	T52	6,069.00
2000	66	69	78	71	284	4	71.00	T20	34,844.00
2001	76	71	75	78	300	4	75.00	T68	8,364.00
2002	70	65	75	67	277	4	69.25	T4	169,650.00
2003	74	77			151	2	75.50	CUT	0.00
2004	73	72	69	72	286	4	71.50	T19	54,600.00
2005	69	68	73	74	284	4	71.00	T24	44,550.00
Totals					2157	30	71.90		\$327,317.00

FREEMAN, ROBIN

Year	1st	2nd	3rd	4th	Total	Rounds Played	Avg Score	Finish	Money
1996	73	73	72	73	291	4	72.75	T56	3,960.00
Totals					291	4	72.75		\$3,960.00

FRIEND, BOB

Year	1st	2nd	3rd	4th	Total	Rounds Played	Avg Score	Finish	Money
1998	74	73			147	2	73.50	CUT	0.00
1999	74	74	79	72	299	4	74.75	T72	4,972.00
Totals					446	6	74.33		\$4,972.00

FROST, DAVID

Year	1st	2nd	3rd	4th	Total	Rounds Played	Avg Score	Finish	Money
1985	75	79			154	2	77.00	CUT	0.00
1986	72	76			148	2	74.00	CUT	0.00
1987	68	70	70	69	277	4	69.25	T6	26,038.33
1988	69	70	68	69	276	4	69.00	T2	78,220.00
1989	75	71	72	67	285	4	71.25	T8	26,610.00
1990	79	78	74		231	3	77.00	T64	2,090.00
1991	69	71	73	68	281	4	70.25	T8	30,000.00
1992	72	70	69	65	276	4	69.00	T7	37,830.00
1993	75	69	71	69	284	4	71.00	T25	10,920.00
1994	69	71	71	71	282	4	70.50	T11	34,500.00
1995	68	72	65	70	275	4	68.75	T5	57,630.00
1996	73	68	70	67	278	4	69.50	T3	104,400.00
1997	72	70	69		211	3	70.33	T17	27,550.00
1998	72	78			150	2	75.00	CUT	0.00
1999	74	74	73	74	295	4	73.75	T67	5,227.50
2001	71	72	75	72	290	4	72.50	T43	14,350.00
2002	71	76			147	2	73.50	CUT	0.00
Totals					4140	58	71.38		\$455,365.83

FRYATT, EDWARD

Year	1st	2nd	3rd	4th	Total	Rounds Played	Avg Score	Finish	Money
1998	73	70	69	73	285	4	71.25	T38	9,240.00
2000	78	70	70	70	288	4	72.00	T41	11,780.00
Totals					573	8	71.63		\$21,020.00

FUKABORI, KEIICHIRO

Year	1st	2nd	3rd	4th	Total	Rounds Played	Avg Score	Finish	Money
2004	72	74	74	72	292	4	73.00	T55	11,812.50
2006	77	75			152	2	76.00	CUT	0.00
Totals					444	6	74.00		\$11,812.50

FUNK, FRED

Year	1st	2nd	3rd	4th	Total	Rounds Played	Avg Score	Finish	Money
1991	76	68	69	72	285	4	71.25	T23	11,040.00
1992	68	72	70	70	280	4	70.00	T23	12,480.00
1993	75	74			149	2	74.50	CUT	0.00
1994	73	72	74	72	291	4	72.75	T50	3,652.50
1995	72	69	67	70	278	4	69.50	T13	30,033.34
1996	70	73	68	72	283	4	70.75	T14	31,500.00
1997	70	73	74		217	3	72.33	T54	4,370.00
1998	75	69	70	71	285	4	71.25	T38	9,240.00
1999	72	73	72	70	287	4	71.75	T35	11,777.38
2000	73	70	71	77	291	4	72.75	T57	6,882.00
2001	71	68	71	73	283	4	70.75	T11	90,200.00
2002	72	70	69	71	282	4	70.50	T22	43,200.00
2003	75	76			151	2	75.50	CUT	0.00
2004	75	75			150	2	75.00	CUT	0.00
2005	78	72			150	2	75.00	CUT	0.00
Totals					3662	51	71.80		\$254,375.22

FUNSETH, ROD

Year	1st	2nd	3rd	4th	Total	Rounds Played	Avg Score	Finish	Money
1976	76	67	72	77	292	4	73.00	T8	5,650.00
1977	78	78			156	2	78.00	CUT	0.00
1978	74	79			153	2	76.50	CUT	0.00
1979	81	86			167	2	83.50	CUT	0.00
Totals					768	10	76.80		\$5,650.00

FURYK, JIM

Year	1st	2nd	3rd	4th	Total	Rounds Played	Avg Score	Finish	Money
1995	71	71	68	76	286	4	71.50	T53	3,898.66
1996	69	74	72	75	290	4	72.50	T49	4,361.14
1997	71	66	67		204	3	68.00	T2	167,200.00
1998	74	68	67	68	277	4	69.25	4	105,600.00
1999	71	67	76	74	288	4	72.00	T43	8,415.00
2000	73	70	69	73	285	4	71.25	T25	22,669.00
2001	69	69	74	74	286	4	71.50	T24	33,210.00
2002	71	70	68	65	274	4	68.50	1	810,000.00
2003	68	70	75	76	289	4	72.25	T24	44,000.00
2005	73	73	64	68	278	4	69.50	T8	148,500.00
2006	73	71	72	70	286	4	71.50	T18	63,077.50
2007	70	69	71	71	281	4	70.25	T23	51,900.00
2008	71	74	73	75	293	4	73.25	T39	24,000.00
2009	67	70	71	69	277	4	69.25	2	648,000.00
2010	68	67	72	72	279	4	69.75	T10	156,000.00
2011	77	75			152	2	76.00	CUT	0.00
2012	72	68	75	73	288	4	72.00	T13	119,866.66
2013	75	70	69	73	287	4	71.75	T21	58,202.50
2014	73	68	72	70	283	4	70.75	T19	65,237.78
Totals					5183	73	71.00		\$2,534,138.24

Player Records

GAINEY, TOM

Year	1st	2nd	3rd	4th	Total	Rounds Played	Avg Score	Finish	Money
2011	78	70			148	2	74.00	CUT	0.00
2012	79	77			156	2	78.00	CUT	0.00
2013	71	80			151	2	75.50	CUT	0.00
Totals					455	6	75.83		\$0.00

GALLAGHER, JEFF

Year	1st	2nd	3rd	4th	Total	Rounds Played	Avg Score	Finish	Money
1998	71	74	68	75	288	4	72.00	T51	5,148.00
Totals					288	4	72.00		\$5,148.00

GALLAGHER, JR., JIM

Year	1st	2nd	3rd	4th	Total	Rounds Played	Avg Score	Finish	Money
1990	77	77	74		228	3	76.00	T43	2,922.00
1991	69	70	74	75	288	4	72.00	T36	6,030.00
1992	70	69	72	68	279	4	69.75	T19	16,315.00
1993	75	77			152	2	76.00	CUT	0.00
1994	77	78			155	2	77.50	CUT	0.00
1995	67	75	73	68	283	4	70.75	T38	6,630.00
1996	78	70			158	2	79.00	CUT	0.00
1997	73	76			149	2	74.50	CUT	0.00
Totals					1692	23	73.57		\$31,897.00

GAMEZ, ROBERT

Year	1st	2nd	3rd	4th	Total	Rounds Played	Avg Score	Finish	Money
1990	81	75	76		232	3	77.33	T68	2,010.00
1991	74	72	70	74	290	4	72.50	T48	3,016.00
1993	70	72	76	77	295	4	73.75	T66	2,884.00
1994	77	69	66	67	279	4	69.75	6	54,000.00
1995	68	67	69	71	275	4	68.75	T5	57,630.00
1996	81	76			157	2	78.50	CUT	0.00
1997	76	75			151	2	75.50	CUT	0.00
2003	70	68	75	73	286	4	71.50	T13	91,000.00
2004	77	73			150	2	75.00	CUT	0.00
2006	70	74	68	74	286	4	71.50	T18	63,077.50
Totals					2401	33	72.76		\$273,617.50

GARCIA, SERGIO

Year	1st	2nd	3rd	4th	Total	Rounds Played	Avg Score	Finish	Money
1999	67	70	74	71	282	4	70.50	T11	58,650.00
2001	68	69	70	71	278	4	69.50	T2	360,800.00
2002	75	70	77	75	297	4	74.25	T3	8,730.00
2003	73	74			147	2	73.50	CUT	0.00
2004	73	69	72	73	287	4	71.75	T24	39,725.00
2006	69	74	74	69	286	4	71.50	T18	63,077.50
2007	69	73	69	70	281	4	70.25	T23	51,900.00
2008	72	77	75	70	294	4	73.50	45	19,800.00
Totals					2152	30	71.73		\$602,682.50

GARDNER, BUDDY

Year	1st	2nd	3rd	4th	Total	Rounds Played	Avg Score	Finish	Money
1979	76	81	74	74	305	4	76.25	T54	1,080.00
1980	77	75			152	2	76.00	CUT	0.00
1984	74	74	73	68	289	4	72.25	T16	7,750.00
1985	75	74	70	79	298	4	74.50	T50	1,742.50
1986	79	75			154	2	77.00	CUT	0.00
1987	69	70	71	73	283	4	70.75	T27	6,700.00
1988	72	73	71	77	293	4	73.25	T48	2,977.00
1991	73	73	70	73	289	4	72.25	T38	4,560.00
Totals					2063	28	73.68		\$24,809.50

GARNETT, BRICE

Year	1st	2nd	3rd	4th	Total	Rounds Played	Avg Score	Finish	Money
2014	72	75			147	2	73.50	CUT	0.00
Totals					147	2	73.50		\$0.00

GARRIGUS, ROBERT

Year	1st	2nd	3rd	4th	Total	Rounds Played	Avg Score	Finish	Money
2007	69	74	70	71	284	4	71.00	T35	28,950.00
2008	80	76			156	2	78.00	CUT	0.00
2011	69	75	74	79	297	4	74.25	T71	12,152.00
2012	71	76	79	77	303	4	75.75	T70	12,338.00
2014	72	70	70	72	284	4	71.00	T28	38,646.67
Totals					1324	18	73.56		\$92,086.67

GATES, BOBBY

Year	1st	2nd	3rd	4th	Total	Rounds Played	Avg Score	Finish	Money
2011	76	73			149	2	74.50	CUT	0.00
Totals					149	2	74.50		\$0.00

GAY, BRIAN

Year	1st	2nd	3rd	4th	Total	Rounds Played	Avg Score	Finish	Money
2001	71	74	78	72	295	4	73.75	T60	8,938.00
Totals					295	4	73.75		\$8,938.00

GEIBERGER, AL

Year	1st	2nd	3rd	4th	Total	Rounds Played	Avg Score	Finish	Money
1976	75	74	76	77	302	4	75.50	T38	780.00
1977	75	79			154	2	77.00	CUT	0.00
1982	78	71	77	73	299	4	74.75	T69	1,510.00
1983	76	74	72	78	300	4	75.00	T65	1,640.00
Totals					1055	14	75.36		\$3,930.00

GEIBERGER, BRENT

Year	1st	2nd	3rd	4th	Total	Rounds Played	Avg Score	Finish	Money
1997	73	76			149	2	74.50	CUT	0.00
1998	69	70	76	72	287	4	71.75	T48	5,764.00
1999	72	75	70	74	291	4	72.75	T54	5,840.00
2000	72	72	73	73	290	4	72.50	T51	7,295.00
Totals					1017	14	72.64		\$18,899.00

GIBSON, KELLY

Year	1st	2nd	3rd	4th	Total	Rounds Played	Avg Score	Finish	Money
1997	69	78	70		217	3	72.33	T54	4,370.00
Totals					217	3	72.33		\$4,370.00

GIBSON, RICK

Year	1st	2nd	3rd	4th	Total	Rounds Played	Avg Score	Finish	Money
1991	73	75	82	76	306	4	76.50	77	2,280.00
Totals					306	4	76.50		\$2,280.00

GILBERT, GIBBY

Year	1st	2nd	3rd	4th	Total	Rounds Played	Avg Score	Finish	Money
1976	70	75	72	77	294	4	73.50	T12	3,866.00
1977	72	70	75	77	294	4	73.50	T21	1,986.00
1978	71	75	75	77	298	4	74.50	T40	993.00
1979	82	75	74	72	303	4	75.75	T42	1,270.00
1982	79	74			153	2	76.50	CUT	0.00
Totals					1342	18	74.56		\$8,115.00

GILDER, BOB

Year	1st	2nd	3rd	4th	Total	Rounds Played	Avg Score	Finish	Money
1976	78	74	76	75	303	4	75.75	T47	535.00
1977	76	72	76	78	302	4	75.50	T62	782.00
1978	75	74	70	75	294	4	73.50	T20	2,650.00
1979	74	80	68	69	291	4	72.75	3	20,400.00
1980	73	69	67	82	291	4	72.75	T41	1,760.00
1981	75	78			153	2	76.50	CUT	0.00
1982	72	70	69	76	287	4	71.75	T16	5,075.00
1983	77	72	79	72	300	4	75.00	T65	1,640.00
1984	74	79			153	2	76.50	CUT	0.00
1989	75	75	74	73	297	4	74.25	T59	3,680.00
1992	71	67	68	70	276	4	69.00	T7	37,830.00
Totals					2947	40	73.68		\$74,352.00

GILFORD, DAVID

Year	1st	2nd	3rd	4th	Total	Rounds Played	Avg Score	Finish	Money
1992	76	68	68	69	281	4	70.25	T26	8,847.22
Totals					281	4	70.25		\$8,847.22

GILLIS, TOM

Year	1st	2nd	3rd	4th	Total	Rounds Played	Avg Score	Finish	Money
2010	71	72	71	73	287	4	71.75	T41	21,600.00
2011	74	73			147	2	73.50	CUT	0.00
2012	81				81	1	81.00	WD	0.00
2013	73	70	75	81	299	4	74.75	T69	12,462.00
Totals					814	11	74.00		\$34,062.00

Player Records

GLASSON, BILL

Year	1st	2nd	3rd	4th	Total	Rounds Played	Avg Score	Finish	Money
1985	76	76			152	2	76.00	CUT	0.00
1986	71	72	70	75	288	4	72.00	T47	1,858.00
1987	71	75	74	70	290	4	72.50	T61	2,627.50
1988	76	75			151	2	75.50	CUT	0.00
1989	72	76	78	75	301	4	75.25	66	3,570.00
1990	78	71	71		220	3	73.33	T9	26,000.00
1992	70	74	68	72	284	4	71.00	T48	3,267.34
1993	69	69	68	72	278	4	69.50	T10	36,400.00
1995	72	66	71	69	278	4	69.50	T13	30,033.33
1997	74	71	74		219	3	73.00	T60	4,104.00
1999	70	68	71	72	281	4	70.25	T7	76,818.75
2000	72	68	73	71	284	4	71.00	T20	34,844.00
Totals					3026	42	72.05		\$219,522.92

GLOVER, LUCAS

Year	1st	2nd	3rd	4th	Total	Rounds Played	Avg Score	Finish	Money
2005	67	70	73	68	278	4	69.50	T8	148,500.00
2006	75	79			154	2	77.00	CUT	0.00
2007					0	0	0.00	WD	0.00
2008	74	77			151	2	75.50	CUT	0.00
2009	75	69	72	76	292	4	73.00	T45	18,600.00
2010	76	74			150	2	75.00	CUT	0.00
2011	72	79			151	2	75.50	CUT	0.00
2012	74	68	75	76	293	4	73.25	T46	17,577.00
2013	78	72			150	2	75.00	CUT	0.00
2014	70	73	76	73	292	4	73.00	T69	12,400.00
Totals					1911	26	73.50		\$197,077.00

GOALBY, BOB

Year	1st	2nd	3rd	4th	Total	Rounds Played	Avg Score	Finish	Money
1977	88	78			166	2	83.00	CUT	0.00
Totals					166	2	83.00		\$0.00

GOGEL, MATT

Year	1st	2nd	3rd	4th	Total	Rounds Played	Avg Score	Finish	Money
2000	76	75			151	2	75.50	CUT	0.00
2002	73	73	71	72	289	4	72.25	T60	9,720.00
2003	75	79			154	2	77.00	CUT	0.00
Totals					594	8	74.25		\$9,720.00

GOGGIN, MATHEW

Year	1st	2nd	3rd	4th	Total	Rounds Played	Avg Score	Finish	Money
2008	65	72	71	74	282	4	70.50	T2	396,000.00
2009	73	73	70	72	288	4	72.00	T27	40,800.00
2010	73	73			146	2	73.00	CUT	0.00
Totals					716	10	71.60		\$436,800.00

GOMEZ, FABIAN

Year	1st	2nd	3rd	4th	Total	Rounds Played	Avg Score	Finish	Money
2013	76	68	77	78	299	4	74.75	T69	12,462.00
Totals					299	4	74.75		\$12,462.00

GONZALEZ, ERNIE

Year	1st	2nd	3rd	4th	Total	Rounds Played	Avg Score	Finish	Money
1987	75	70	72	77	294	4	73.50	68	2,530.00
Totals					294	4	73.50		\$2,530.00

GOOD, DAVID

Year	1st	2nd	3rd	4th	Total	Rounds Played	Avg Score	Finish	Money
1978	81	80			161	2	80.50	CUT	0.00
Totals					161	2	80.50		\$0.00

GOOSEN, RETIEF

Year	1st	2nd	3rd	4th	Total	Rounds Played	Avg Score	Finish	Money
2003	67	67	74	73	281	4	70.25	T7	161,250.00
2004	70	72	69	71	282	4	70.50	T6	152,250.00
2006	74	72	75	75	296	4	74.00	T62	12,247.50
Totals					859	12	71.58		\$325,747.50

GORE, JASON

Year	1st	2nd	3rd	4th	Total	Rounds Played	Avg Score	Finish	Money
2006	77	72			149	2	74.50	CUT	0.00
2007	70	70	71	68	279	4	69.75	T15	93,000.00
2008	76	76			152	2	76.00	CUT	0.00
Totals					580	8	72.50		\$93,000.00

GOSSETT, DAVID

Year	1st	2nd	3rd	4th	Total	Rounds Played	Avg Score	Finish	Money
2002	70	72	69	73	284	4	71.00	T32	22,860.00
2003	72	74	75	74	295	4	73.75	T49	12,800.00
Totals					579	8	72.38		\$35,660.00

GOVE, MIKE

Year	1st	2nd	3rd	4th	Total	Rounds Played	Avg Score	Finish	Money
1981	80	78			158	2	79.00	CUT	0.00
Totals					158	2	79.00		\$0.00

GOYDOS, PAUL

Year	1st	2nd	3rd	4th	Total	Rounds Played	Avg Score	Finish	Money
1994	74	72	71	78	295	4	73.75	T64	3,165.00
1996	71	77			148	2	74.00	CUT	0.00
1997	72	69	72		213	3	71.00	T26	13,775.00
1998	74	72			146	2	73.00	CUT	0.00
1999	78	73			151	2	75.50	CUT	0.00
2000	72	72	70	72	286	4	71.50	T33	16,378.00
Totals					1239	17	72.88		\$33,318.00

GRADY, WAYNE

Year	1st	2nd	3rd	4th	Total	Rounds Played	Avg Score	Finish	Money
1989	73	73	70	75	291	4	72.75	T30	7,367.50
1990	81	78			159	2	79.50	CUT	0.00
1992	72	73	69	70	284	4	71.00	T48	3,267.33
1993	74	72			146	2	73.00	CUT	0.00
1994	73	70	70	81	294	4	73.50	T60	3,255.00
1995	69	71	72	74	286	4	71.50	T53	3,898.66
1996	75	71	69	76	291	4	72.75	T56	3,960.00
1998	76	74			150	2	75.00	CUT	0.00
1999	71	74	73	74	292	4	73.00	58	5,712.00
Totals					2193	30	73.10		\$27,460.49

GRACE, BRANDEN

Year	1st	2nd	3rd	4th	Total	Rounds Played	Avg Score	Finish	Money
2012	74	72	75	70	291	4	72.75	T25	40,776.93
2013	78	75			153	2	76.50	CUT	0.00
2014	77	74			151	2	75.50	CUT	0.00
Totals					595	8	74.38		\$40,776.93

GRAHAM, DAVID

Year	1st	2nd	3rd	4th	Total	Rounds Played	Avg Score	Finish	Money
1976	78	72	79	71	300	4	75.00	T32	1,183.00
1977	74	70	68	80	292	4	73.00	T13	3,937.00
1978	78	69	72	73	292	4	73.00	T10	5,300.00
1979	73	76	76	75	300	4	75.00	T30	1,822.00
1980	73	67	70	70	280	4	70.00	1	54,000.00
1981	81	75			156	2	78.00	CUT	0.00
1982	77	74			151	2	75.50	CUT	0.00
1983	72	67	69	74	282	4	70.50	T2	35,200.00
1984	71	76	72	74	293	4	73.25	T32	3,394.00
1985	73	70	76	80	299	4	74.75	T54	1,638.75
1986	73	73	75	72	293	4	73.25	T67	1,512.00
1987	68	73	74	72	287	4	71.75	T46	3,021.43
1988	75	77			152	2	76.00	CUT	0.00
1989	81	78			159	2	79.50	CUT	0.00
1990	80	80			160	2	80.00	CUT	0.00
1991	79	75			154	2	77.00	CUT	0.00
1992	79	76			155	2	77.50	CUT	0.00
1993	79	73			152	2	76.00	CUT	0.00
1994	81	77			158	2	79.00	CUT	0.00
1995	73	72	78	79	302	4	75.50	76	3,196.00
Totals					4617	62	74.47		\$114,204.18

GRAHAM, LOU

Year	1st	2nd	3rd	4th	Total	Rounds Played	Avg Score	Finish	Money
1976	72	74	73	72	291	4	72.75	T6	6,880.00
1977	77	70	70	70	287	4	71.75	4	10,575.00
1978	71	75	71	82	299	4	74.75	T46	910.00
1979	79	76	78	72	305	4	76.25	T54	1,080.00
1980	79	73			152	2	76.00	CUT	0.00
1981	72	75	73	74	294	4	73.50	T28	2,662.50
1982	70	74	73	72	289	4	72.25	T27	2,642.86
1983	75	77			152	2	76.00	CUT	0.00
1984	71	78	76	77	302	4	75.50	T68	1,515.00
1985	72	75	75	80	302	4	75.50	T64	1,550.00
1986	70	75	81	74	300	4	75.00	76	1,500.00
Totals					2973	40	74.33		\$29,315.36

Player Records

GREEN, HUBERT

Year	1st	2nd	3rd	4th	Total	Rounds Played	Avg Score	Finish	Money
1976	69	72	79	75	295	4	73.75	T15	3,200.00
1977	71	71	72	69	283	4	70.75	2	25,650.00
1978	71	74	76	76	297	4	74.25	T36	1,203.00
1979	75	77	72	72	296	4	74.00	T12	6,075.00
1980	71	68	74	74	287	4	71.75	T16	4,650.00
1981	76	75	76	78	305	4	76.25	T66	1,545.00
1983	79	71	75	74	299	4	74.75	64	1,660.00
1984	72	74	75	79	300	4	75.00	T63	1,565.00
1985	72	74	69	76	291	4	72.75	T18	7,390.00
1986	72	71	74	75	292	4	73.00	T65	1,550.00
1987	69	73	77	80	299	4	74.75	76	2,500.00
1988	76	82			158	2	79.00	CUT	0.00
1989	79	80			159	2	79.50	CUT	0.00
1990	77	75	78		230	3	76.67	T59	2,180.00
1991	74	77			151	2	75.50	CUT	0.00
1992	77	76			153	2	76.50	CUT	0.00
1993	75	74			149	2	74.50	CUT	0.00
1995	71	74	71	71	287	4	71.75	T59	3,740.00
Totals					4531	61	74.28		\$62,908.00

GREEN, KEN

Year	1st	2nd	3rd	4th	Total	Rounds Played	Avg Score	Finish	Money
1983	77	76			153	2	76.50	CUT	0.00
1986	74	71	75	75	295	4	73.75	T72	1,500.00
1987	69	74	68	68	279	4	69.75	T14	14,950.00
1988	77	81			158	2	79.00	CUT	0.00
1989	74	77			151	2	75.50	CUT	0.00
1990	82				82	1	82.00	WD	0.00
1991	70	72	77	73	292	4	73.00	T58	2,652.00
1992	70	72	71	69	282	4	70.50	T35	6,137.86
Totals					1692	23	73.57		\$25,239.86

GREEN, NATHAN

Year	1st	2nd	3rd	4th	Total	Rounds Played	Avg Score	Finish	Money
2006	74	72	78	74	298	4	74.50	T68	11,500.00
2007	73	70	71	71	285	4	71.25	T41	22,800.00
2008	75	71	73	71	290	4	72.50	T20	65,000.00
2010	72	72	67	76	287	4	71.75	T41	21,600.00
Totals					1160	16	72.50		\$120,900.00

GREEN, RICHARD

Year	1st	2nd	3rd	4th	Total	Rounds Played	Avg Score	Finish	Money
2005	67	72	69	70	278	4	69.50	T8	148,500.00
2008	72	75	77	71	295	4	73.75	T46	16,045.72
Totals					573	8	71.63		\$164,545.72

GROH, GARY

Year	1st	2nd	3rd	4th	Total	Rounds Played	Avg Score	Finish	Money
1976	78	74	76	73	301	4	75.25	T35	1,030.00
1978	78	68	76	77	299	4	74.75	T46	910.00
Totals					600	8	75.00		\$1,940.00

GRONBERG, MATHIAS

Year	1st	2nd	3rd	4th	Total	Rounds Played	Avg Score	Finish	Money
2004	80	71			151	2	75.50	CUT	0.00
2007	74	73			147	2	73.50	CUT	0.00
Totals					298	4	74.50		\$0.00

GUMP, SCOTT

Year	1st	2nd	3rd	4th	Total	Rounds Played	Avg Score	Finish	Money
1997	71	69	74		214	3	71.33	T32	10,513.33
1999	75	74			149	2	74.50	CUT	0.00
2000	79	73			152	2	76.00	CUT	0.00
Totals					515	7	73.57		\$10,513.33

GUTHRIE, LUKE

Year	1st	2nd	3rd	4th	Total	Rounds Played	Avg Score	Finish	Money
2013	72	74	72	74	292	4	73.00	T50	15,252.00
2014	75	69	66	70	280	4	70.00	T8	167,400.00
Totals					572	8	71.50		\$182,652.00

HAAS, BILL

Year	1st	2nd	3rd	4th	Total	Rounds Played	Avg Score	Finish	Money
2005	70	76	66	80	292	4	73.00	T67	11,055.00
2006	78	72			150	2	75.00	CUT	0.00
2008	74	72	69	77	292	4	73.00	T30	34,133.33
2009	74	72	77	76	299	4	74.75	T69	12,120.00
2010	73	70	71	73	287	4	71.75	T41	21,600.00
2011	71	71	74	72	288	4	72.00	T45	17,732.00
2012	73	75			148	2	74.00	CUT	0.00
2013	68	67	76	71	282	4	70.50	T4	272,800.00
2014	73	67	72	68	280	4	70.00	T8	167,400.00
Totals					2318	32	72.44		\$536,840.33

HAAS, HUNTER

Year	1st	2nd	3rd	4th	Total	Rounds Played	Avg Score	Finish	Money
2000	75	85			160	2	80.00	CUT	0.00
2011	77	74			151	2	75.50	CUT	0.00
Totals					311	4	77.75		\$0.00

HAAS, JAY

Year	1st	2nd	3rd	4th	Total	Rounds Played	Avg Score	Finish	Money
1978	71	76	73	72	292	4	73.00	T10	5,300.00
1979	73	78	73	71	295	4	73.75	T10	7,800.00
1980	75	68	71	71	285	4	71.25	T8	7,800.00
1981	75	74	74	75	298	4	74.50	T46	1,830.00
1982	70	72	70	73	285	4	71.25	T8	10,150.00
1983	72	68	73	72	285	4	71.25	T7	12,900.00
1984	72	78	73	71	294	4	73.50	T36	2,753.43
1985	73	75	75	79	302	4	75.50	T64	1,550.00
1986	70	69	68	75	282	4	70.50	T17	7,908.34
1987	71	74	70	71	286	4	71.50	T39	3,980.00
1988	72	75	69	67	283	4	70.75	T6	26,880.84
1989	81	71			152	2	76.00	CUT	0.00
1990	77	78	76		231	3	77.00	T64	2,090.00
1991	73	75	71	76	295	4	73.75	T64	2,544.00
1992	71	72	73	70	286	4	71.50	T60	2,808.00
1993	67	70	72	68	277	4	69.25	T4	50,750.00
1994	72	70	74	68	284	4	71.00	T19	18,180.00
1995	72	72	66	65	275	4	68.75	T5	57,630.00
1996	70	70	71	76	287	4	71.75	T30	10,240.00
1997	74	68	70		212	3	70.67	T21	19,760.00
1998	69	76	67	70	282	4	70.50	T23	19,580.00
1999	72	69	72	74	287	4	71.75	T35	11,777.37
2000	75	70	69	69	283	4	70.75	T17	46,500.00
2001	68	76	72	69	285	4	71.25	T20	47,765.00
2002	74	73			147	2	73.50	CUT	0.00
2003	75	69	71	73	288	4	72.00	T21	56,000.00
2004	70	72	69	71	282	4	70.50	T8	152,250.00
2005	69	70	71	73	283	4	70.75	T21	61,600.00
2006	72	71	72	73	288	4	72.00	T29	39,962.50
Totals					7911	110	71.92		\$688,289.48

HADLEY, CHESSON

Year	1st	2nd	3rd	4th	Total	Rounds Played	Avg Score	Finish	Money
2014	74	75			149	2	74.50	CUT	0.00
Totals					149	2	74.50		\$0.00

HAGAWA, YATAKA

Year	1st	2nd	3rd	4th	Total	Rounds Played	Avg Score	Finish	Money
1982	74	74	72	75	295	4	73.75	T58	1,612.50
Totals					295	4	73.75		\$1,612.50

HAHN, JAMES

Year	1st	2nd	3rd	4th	Total	Rounds Played	Avg Score	Finish	Money
2013	75	77			152	2	76.00	CUT	0.00
Totals					152	2	76.00		\$0.00

HAIG, ANTON

Year	1st	2nd	3rd	4th	Total	Rounds Played	Avg Score	Finish	Money
2008	71	79	83	78	311	4	77.75	76	11,280.00
Totals					311	4	77.75		\$11,280.00

HALL, KEVIN

Year	1st	2nd	3rd	4th	Total	Rounds Played	Avg Score	Finish	Money
2006	79	79			158	2	79.00	CUT	0.00
Totals					158	2	79.00		\$0.00

Player Records

HALLBERG, GARY

Year	1st	2nd	3rd	4th	Total	Rounds Played	Avg Score	Finish	Money
1981	74	72	74	88	308	4	77.00	T73	1,500.00
1983	70	71	77	70	288	4	72.00	T17	5,060.00
1984	76	74	70	74	294	4	73.50	T36	2,753.43
1985	71	76	74	81	302	4	75.50	T64	1,550.00
1988	80	82			162	2	81.00	CUT	0.00
1992	76	70			146	2	73.00	CUT	0.00
1993	70	72	73	75	290	4	72.50	T57	3,136.00
1994	77	66	68	71	282	4	70.50	T11	34,500.00
1995	75	73			148	2	74.00	CUT	0.00
Totals					2220	30	74.00		\$48,499.43

HALLDORSON, DAN

Year	1st	2nd	3rd	4th	Total	Rounds Played	Avg Score	Finish	Money
1980	73	71	68	72	284	4	71.00	T6	10,425.00
1981	70	70	74	74	288	4	72.00	T7	10,185.00
1982	74	75	68	73	290	4	72.50	T34	2,275.00
1983	72	72	76	72	292	4	73.00	T37	2,370.00
1985	74	69	73	77	293	4	73.25	T31	3,833.33
1986	65	71	70	79	285	4	71.25	T29	3,628.00
1987	77	75			152	2	76.00	CUT	0.00
1991	75	72	70	73	290	4	72.50	T48	3,016.00
Totals					2174	30	72.47		\$35,732.33

HALLET, JIM

Year	1st	2nd	3rd	4th	Total	Rounds Played	Avg Score	Finish	Money
1987	76	74			150	2	75.00	CUT	0.00
1988	69	79	71	75	294	4	73.50	T53	2,784.00
1989	81	69	73	71	294	4	73.50	T45	4,265.00
1991	72	72	75	75	294	4	73.50	63	2,568.00
1992	74	70	70	71	285	4	71.25	T54	2,951.00
Totals					1317	18	73.17		\$12,568.00

HAMILTON, TODD

Year	1st	2nd	3rd	4th	Total	Rounds Played	Avg Score	Finish	Money
1992	77	70			147	2	73.50	CUT	0.00
2004	69	70	73	76	288	4	72.00	T33	27,150.00
2005	69	78			147	2	73.50	CUT	0.00
2006	75	75			150	2	75.00	CUT	0.00
2007	75	71	75	70	291	4	72.75	66	12,480.00
2008	70	76	74	73	293	4	73.25	T39	24,000.00
2009	73	78			151	2	75.50	CUT	0.00
2011	74	76			150	2	75.00	CUT	0.00
Totals					1617	22	73.50		\$63,630.00

HAMMOND, DONNIE

Year	1st	2nd	3rd	4th	Total	Rounds Played	Avg Score	Finish	Money
1983	74	73	68	82	297	4	74.25	T58	1,707.50
1984	71	78	74	74	297	4	74.25	T51	1,684.00
1987	73	72	67	72	284	4	71.00	T30	5,769.00
1988	73	72	74	72	291	4	72.75	T35	5,011.67
1989	72	70	75	70	287	4	71.75	T12	19,722.50
1990	87	75			162	2	81.00	CUT	0.00
1993	66	76	69	72	283	4	70.75	T22	14,560.00
1994	69	69	70	69	277	4	69.25	4	72,000.00
1995	72	72	70	68	282	4	70.50	T34	8,967.50
1997	72	71	67		210	3	70.00	T14	34,200.00
Totals					2670	37	72.16		\$163,622.17

HANCOCK, PHIL

Year	1st	2nd	3rd	4th	Total	Rounds Played	Avg Score	Finish	Money
1978	76	77			153	2	76.50	CUT	0.00
1979	78	79	75	72	304	4	76.00	T47	1,151.00
1981	80	74			154	2	77.00	CUT	0.00
1984	77	75			152	2	76.00	CUT	0.00
Totals					763	10	76.30		\$1,151.00

HANSON, PETER

Year	1st	2nd	3rd	4th	Total	Rounds Played	Avg Score	Finish	Money
2010	71	71	74	71	287	4	71.75	T41	21,600.00
Totals					287	4	71.75		\$21,600.00

HARMAN, BRIAN

Year	1st	2nd	3rd	4th	Total	Rounds Played	Avg Score	Finish	Money
2012	77	82			159	2	79.50	CUT	0.00
2013	74	77			151	2	75.50	CUT	0.00
2014	74	74			148	2	74.00	CUT	0.00
Totals					458	6	76.33		\$0.00

HARRINGTON, PADRAIG

Year	1st	2nd	3rd	4th	Total	Rounds Played	Avg Score	Finish	Money
2003	70	71	73	72	286	4	71.50	T13	91,000.00
2004	71	74	74	70	289	4	72.25	T40	19,950.00
2009	75	77			152	2	76.00	CUT	0.00
Totals					727	10	72.70		\$110,950.00

HARRIS, JOHN

Year	1st	2nd	3rd	4th	Total	Rounds Played	Avg Score	Finish	Money
1994	70	80			150	2	75.00	CUT	0.00
1995	75	72			147	2	73.50	CUT	0.00
1996	74	77			151	2	75.50	CUT	0.00
Totals					448	6	74.67		\$0.00

HART, DUDLEY

Year	1st	2nd	3rd	4th	Total	Rounds Played	Avg Score	Finish	Money
1993	67	71	70	73	281	4	70.25	T16	22,400.00
1997	73	72	70		215	3	71.67	T38	7,600.00
1998	78	72			150	2	75.00	CUT	0.00
1999	73	72	72	70	287	4	71.75	T35	11,777.38
2003	69	72	76	79	296	4	74.00	51	12,300.00
2004	75				75	1	75.00	WD	0.00
2005	72	68	71	79	290	4	72.50	T57	12,265.00
2008	73	73	71	75	292	4	73.00	T30	34,133.33
Totals					1886	26	72.54		\$100,475.71

HARWOOD, MIKE

Year	1st	2nd	3rd	4th	Total	Rounds Played	Avg Score	Finish	Money
1992	72	69	74	71	286	4	71.50	T60	2,808.00
Totals					286	4	71.50		\$2,808.00

HATALSKY, MORRIS

Year	1st	2nd	3rd	4th	Total	Rounds Played	Avg Score	Finish	Money
1978	74	68	75	72	289	4	72.25	T7	7,687.00
1979	76	74	78	77	305	4	76.25	T54	1,080.00
1980	74	75	75	71	295	4	73.75	T53	1,630.00
1982	73	78			151	2	75.50	CUT	0.00
1983	84	74			158	2	79.00	CUT	0.00
1984	76	78			154	2	77.00	CUT	0.00
1985	74	76	70	76	296	4	74.00	T41	2,500.00
1988	78	73			151	2	75.50	CUT	0.00
1989	71	77	72	80	300	4	75.00	T64	3,600.00
1991	73	74	75	76	298	4	74.50	72	2,400.00
Totals					2397	32	74.91		\$18,897.00

HAYES, DALE

Year	1st	2nd	3rd	4th	Total	Rounds Played	Avg Score	Finish	Money
1977	77	75	75	78	305	4	76.25	70	757.00
Totals					305	4	76.25		\$757.00

HAYES, J.P.

Year	1st	2nd	3rd	4th	Total	Rounds Played	Avg Score	Finish	Money
1999	71	68	73	71	283	4	70.75	T14	43,350.00
2000	74	66	71	69	280	4	70.00	T10	80,600.00
2001	71	76	74	71	292	4	73.00	T49	10,229.50
2003	73	72	73	74	292	4	73.00	T34	25,250.00
2010	72	70	72	76	290	4	72.50	T55	13,560.00
Totals					1437	20	71.85		\$172,989.50

HAYES, MARK

Year	1st	2nd	3rd	4th	Total	Rounds Played	Avg Score	Finish	Money
1976	75	82	72	77	306	4	76.50	T55	430.00
1978	70	78	72	73	293	4	73.25	T15	3,750.00
1979	76	83			159	2	79.50	CUT	0.00
1980	72	77	72	75	296	4	74.00	T57	1,585.00
1981	67	75	74	72	288	4	72.00	T7	10,185.00
1982	71	78	70	74	293	4	73.25	T50	1,760.00
1983	73	74	75	72	294	4	73.50	T47	1,940.00
1984	76	74	74	76	300	4	75.00	T63	1,565.00
1985	76	78			154	2	77.00	CUT	0.00
1986	77	73			150	2	75.00	CUT	0.00
1987	69	75	69	71	284	4	71.00	T30	5,769.00
Totals					2817	38	74.13		\$26,984.00

HEAFNER, VANCE

Year	1st	2nd	3rd	4th	Total	Rounds Played	Avg Score	Finish	Money
1981	71	74	78	71	294	4	73.50	T28	2,662.50
1982	75	71	69	79	294	4	73.50	T55	1,680.00
1983	70	79	74	72	295	4	73.75	T50	1,880.00
1984	75	78			153	2	76.50	CUT	0.00
Totals					1036	14	74.00		\$6,222.50

Player Records

HEARD, JERRY

Year	1st	2nd	3rd	4th	Total	Rounds Played	Avg Score	Finish	Money
1978	71	78	77	79	305	4	76.25	T68	755.00
1979	78	77	75	78	308	4	77.00	T64	1,025.00
Totals					613	8	76.63		\$1,780.00

HEARN, DAVID

Year	1st	2nd	3rd	4th	Total	Rounds Played	Avg Score	Finish	Money
2012	70	75	70	76	291	4	72.75	T25	40,776.92
2013	71	71	74	71	287	4	71.75	T21	58,202.50
2014	71	73	69	71	284	4	71.00	T28	38,646.67
Totals					862	12	71.83		\$137,626.09

HEATH, SKEETER

Year	1st	2nd	3rd	4th	Total	Rounds Played	Avg Score	Finish	Money
1982	73	76	71	72	292	4	73.00	T46	1,850.00
Totals					292	4	73.00		\$1,850.00

HEINEN, MIKE

Year	1st	2nd	3rd	4th	Total	Rounds Played	Avg Score	Finish	Money
1994	71	73	76	66	286	4	71.50	T26	11,325.00
1995	73	73			146	2	73.00	CUT	0.00
1996	74	73	70	70	287	4	71.75	T30	10,240.00
Totals					719	10	71.90		\$21,565.00

HENKE, NOLAN

Year	1st	2nd	3rd	4th	Total	Rounds Played	Avg Score	Finish	Money
1991	71	72	74	70	287	4	71.75	T29	7,465.72
1992	65	69	71	70	275	4	68.75	T5	49,400.00
1993	77				77	1	77.00	WD	0.00
1994	72	71	73	76	292	4	73.00	T54	3,435.00
1995	75	70	73	78	296	4	74.00	T5	3,230.00
1996	76	71	72	76	295	4	73.75	T71	3,546.00
1999	76	80			156	2	78.00	CUT	0.00
Totals					1678	23	72.96		\$67,076.72

HENLEY, RUSSELL

Year	1st	2nd	3rd	4th	Total	Rounds Played	Avg Score	Finish	Money
2013	67	77	70	69	283	4	70.75	T6	215,450.00
2014	71	74			145	2	72.50	CUT	0.00
Totals					428	6	71.33		\$215,450.00

HENNINGER, BRIAN

Year	1st	2nd	3rd	4th	Total	Rounds Played	Avg Score	Finish	Money
1994	74	69	72	76	291	4	72.75	T50	3,652.00
1995	76	75			151	2	75.50	CUT	0.00
1997	72	71	77		220	3	73.33	T65	3,971.00
2000	75	75			150	2	75.00	CUT	0.00
Totals					812	11	73.82		\$7,623.00

HENRY, J.J.

Year	1st	2nd	3rd	4th	Total	Rounds Played	Avg Score	Finish	Money
2002	75	76			151	2	75.50	CUT	0.00
2006	70	69	75	76	290	4	72.50	T34	30,331.25
2008	76	77			153	2	76.50	CUT	0.00
2011	70	75	69	74	288	4	72.00	T45	17,732.00
2013	72	72	68	76	288	4	72.00	T29	40,300.00
Totals					1170	16	73.13		\$88,363.25

HENSBY, MARK

Year	1st	2nd	3rd	4th	Total	Rounds Played	Avg Score	Finish	Money
2004	74	74	73	69	290	4	72.50	T46	14,553.00
2005	74	72	69	75	290	4	72.50	T57	12,265.00
2006	77	72			149	2	74.50	CUT	0.00
2007	71	71	73	77	292	4	73.00	T67	12,360.00
2008	74	84			158	2	79.00	CUT	0.00
Totals					1179	16	73.69		\$39,178.00

HERRON, TIM

Year	1st	2nd	3rd	4th	Total	Rounds Played	Avg Score	Finish	Money
1996	73	69	75	74	291	4	72.75	T56	3,960.00
1997	66	72	70		208	3	69.33	T8	57,000.00
1998	72	72	67	68	279	4	69.75	T7	66,275.00
1999	71	73	72	71	287	4	71.75	T35	11,777.37
2000	74	71	75	69	289	4	72.25	T45	8,866.00
2001	74	74			148	2	74.00	CUT	0.00
2002	74	69	71	72	286	4	71.50	T45	13,545.00
2003	72	68	77	72	289	4	72.25	T24	44,000.00
2004	76	71	66	72	285	4	71.25	T19	65,887.50
2005	68	70	79	71	288	4	72.00	T45	15,415.72
2006	70	71	81	76	298	4	74.50	T68	11,500.00
2007	66	73	69	71	279	4	69.75	T15	93,000.00
2009	75	73	76	72	296	4	74.00	T63	12,660.00
2010	71	73	74	72	290	4	72.50	T55	13,560.00
2011	74	73			147	2	73.50	CUT	0.00
Totals					3960	55	72.00		\$417,446.59

HICKS, JUSTIN

Year	1st	2nd	3rd	4th	Total	Rounds Played	Avg Score	Finish	Money
2013	73	73	81	76	303	4	75.75	T2	12,152.00
2014	73	67	71	75	286	4	71.50	T46	18,062.66
Totals					589	8	73.63		\$30,214.66

HILL, DAVE

Year	1st	2nd	3rd	4th	Total	Rounds Played	Avg Score	Finish	Money
1979	75	76	74	79	304	4	76.00	T47	1,151.00
1980	73	76	71	75	295	4	73.75	T53	1,630.00
Totals					599	8	74.88		\$2,781.00

HILL, MATT

Year	1st	2nd	3rd	4th	Total	Rounds Played	Avg Score	Finish	Money
2010	72	76			148	2	74.00	CUT	0.00
Totals					148	2	74.00		\$0.00

HILL, MIKE

Year	1st	2nd	3rd	4th	Total	Rounds Played	Avg Score	Finish	Money
1976	79	72	75	76	302	4	75.50	T38	780.00
1977	81	84			165	2	82.50	CUT	0.00
1978	78	76			154	2	77.00	CUT	0.00
1979	75	80	80	75	310	4	77.50	T68	1,005.00
Totals					931	12	77.58		\$1,785.00

HINKLE, LON

Year	1st	2nd	3rd	4th	Total	Rounds Played	Avg Score	Finish	Money
1977	77	72	71	77	297	4	74.25	T40	980.00
1978	69	76	77	79	301	4	75.25	T55	816.00
1979	75	73	72	77	297	4	74.25	T16	4,350.00
1980	71	70	75	75	291	4	72.75	T41	1,760.00
1981	72	79	74	73	298	4	74.50	T46	1,830.00
1982	72	72	68	77	289	4	72.25	T27	2,642.85
1983	76	71	75	69	291	4	72.75	T33	2,610.00
1984	79	75			154	2	77.00	CUT	0.00
1985	67	75	71	76	289	4	72.25	T10	12,856.00
1986	78	76			154	2	77.00	CUT	0.00
Totals					2661	36	73.92		\$27,844.85

HINSON, LARRY

Year	1st	2nd	3rd	4th	Total	Rounds Played	Avg Score	Finish	Money
1976	81	78			159	2	79.50	CUT	0.00
Totals					159	2	79.50		\$0.00

HJERDTSTEDT, GABRIEL

Year	1st	2nd	3rd	4th	Total	Rounds Played	Avg Score	Finish	Money
1998	69	75	70	76	290	4	72.50	T61	4,752.00
1999	79	73			152	2	76.00	CUT	0.00
2000	70	70	72	74	286	4	71.50	T33	16,378.00
Totals					728	10	72.80		\$21,130.00

HNATIUK, GLEN

Year	1st	2nd	3rd	4th	Total	Rounds Played	Avg Score	Finish	Money
1998	73	72			145	2	72.50	CUT	0.00
Totals					145	2	72.50		\$0.00

HOAG, BO

Year	1st	2nd	3rd	4th	Total	Rounds Played	Avg Score	Finish	Money
2012	80	77			157	2	78.50	CUT	0.00
Totals					157	2	78.50		\$0.00

Player Records

HOCH, SCOTT

Year	1st	2nd	3rd	4th	Total	Rounds Played	Avg Score	Finish	Money
1981	71	80	71	77	299	4	74.75	T54	1,710.00
1982	73	68	73	76	290	4	72.50	T34	2,275.00
1983	72	68	70	74	284	4	71.00	T5	15,200.00
1984	74	75	76	71	296	4	74.00	T46	1,886.00
1985	69	73	72	76	290	4	72.50	T15	9,833.34
1986	71	72	70	71	284	4	71.00	T26	4,666.66
1987	67	64	67	78	276	4	69.00	T3	40,443.33
1988	74	73	64	72	283	4	70.75	T6	26,880.83
1989	72	76	69	68	285	4	71.25	T8	26,610.00
1990	79	74	76		229	3	76.33	T53	2,293.33
1991	73	71	72	71	287	4	71.75	T29	7,465.72
1992	72	71	75	72	290	4	72.50	T71	2,535.00
1993	71	70	73	70	284	4	71.00	T25	10,920.00
1994	71	73	71	68	283	4	70.75	T14	25,500.00
1995	67	72	72	72	283	4	70.75	T38	6,630.00
1996	71	73	73	73	290	4	72.50	T49	4,361.14
1997	67	65	73		205	3	68.33	T4	78,533.33
1998	75	74			149	2	74.50	CUT	0.00
2000	74	67	71	70	282	4	70.50	T13	58,125.00
2001	70	69	69	74	282	4	70.50	10	110,700.00
Totals					5451	76	71.72		\$436,568.68

HOEY, MICHAEL

Year	1st	2nd	3rd	4th	Total	Rounds Played	Avg Score	Finish	Money
2002	76	71			147	2	73.50	CUT	0.00
Totals					147	2	73.50		\$0.00

HOFFMAN, CHARLEY

Year	1st	2nd	3rd	4th	Total	Rounds Played	Avg Score	Finish	Money
2007	72	73	72	71	288	4	72.00	T55	13,620.00
2008	74	74	76	82	306	4	76.50	T2	11,760.00
2009	71	72	76	74	293	4	73.25	T48	15,264.00
2010	72	71	72	80	295	4	73.75	T68	12,180.00
2011	69	74	75	68	287	4	71.75	T42	22,940.00
2012	75	76			151	2	75.50	CUT	0.00
2013	73	69	72	81	295	4	73.75	T63	13,206.00
2014	69	72	73	69	283	4	70.75	T19	65,237.78
Totals					2198	30	73.27		\$154,207.78

HOFFMANN, MORGAN

Year	1st	2nd	3rd	4th	Total	Rounds Played	Avg Score	Finish	Money
2014	78	71			149	2	74.50	CUT	0.00
Totals					149	2	74.50		\$0.00

HOLLAND, MIKE

Year	1st	2nd	3rd	4th	Total	Rounds Played	Avg Score	Finish	Money
1982	75	71	68	74	288	4	72.00	T22	3,404.00
1983	79	74			153	2	76.50	CUT	0.00
Totals					441	6	73.50		\$3,404.00

HOLMES, J.B.

Year	1st	2nd	3rd	4th	Total	Rounds Played	Avg Score	Finish	Money
2006	75	83			158	2	79.00	CUT	0.00
2007	75	72			147	2	73.50	CUT	0.00
2008	74	69	70	77	290	4	72.50	T20	65,000.00
2009	82	72			154	2	77.00	CUT	0.00
2010	68	74	71	72	285	4	71.25	T28	40,800.00
2011	72	72	72	73	289	4	72.25	T51	14,284.80
2012	72	75	74	67	288	4	72.00	T13	119,866.67
2014	67	75	81	76	299	4	74.75	T75	11,718.00
Totals					1910	26	73.46		\$251,669.47

HOLTGRIEVE, JAMES

Year	1st	2nd	3rd	4th	Total	Rounds Played	Avg Score	Finish	Money
1981	71	75	78	72	296	4	74.00	(A)	
1982	75	72	76	78	301	4	75.25	T72	(A)
1984	77	74	84	78	313	4	78.25	71	(A)
Totals					910	12	75.83		(A)

HORGAN III, P.H.

Year	1st	2nd	3rd	4th	Total	Rounds Played	Avg Score	Finish	Money
1989	76	76			152	2	76.00	CUT	0.00
Totals					152	2	76.00		\$0.00

HORSCHER, BILLY

Year	1st	2nd	3rd	4th	Total	Rounds Played	Avg Score	Finish	Money
2013	70	75	76	70	291	4	72.75	T41	20,556.44
2014	71	69	68	74	282	4	70.50	T15	102,300.00
Totals					573	8	71.63		\$122,856.44

HOSOKAWA, KAZUHIKO

Year	1st	2nd	3rd	4th	Total	Rounds Played	Avg Score	Finish	Money
1997	74	75			149	2	74.50	CUT	0.00
2000	83	76			159	2	79.50	CUT	0.00
Totals					308	4	77.00		\$0.00

HOWELL III, CHARLES

Year	1st	2nd	3rd	4th	Total	Rounds Played	Avg Score	Finish	Money
2001	73	68	70	73	284	4	71.00	T15	65,600.00
2002	70	76	67	70	283	4	70.75	T27	31,950.00
2003	64	74	77	75	290	4	72.50	T27	37,750.00
2004	71	78			149	2	74.50	CUT	0.00
2005	77	69	73	72	291	4	72.75	T61	11,715.00
2006	74	75			149	2	74.50	CUT	0.00
2007	69	73	80		222	3	74.00	WD	0.00
2008	74	80			154	2	77.00	CUT	0.00
2009	75	77			152	2	76.00	CUT	0.00
2011	72	70	70	72	284	4	71.00	T22	54,405.00
2013	72	70	73	72	287	4	71.75	T21	58,202.00
2014	69	75	71	74	289	4	72.25	T57	13,764.00
Totals					2834	39	72.67		\$273,386.50

HOWELL, DAVID

Year	1st	2nd	3rd	4th	Total	Rounds Played	Avg Score	Finish	Money
1999	76	79			155	2	77.50	CUT	0.00
2006	69	70	83	71	293	4	73.25	T46	15,640.00
Totals					448	6	74.67		\$15,640.00

HSIEH, MIN-NAN

Year	1st	2nd	3rd	4th	Total	Rounds Played	Avg Score	Finish	Money
1983	80	71			151	2	75.50	CUT	0.00
Totals					151	2	75.50		\$0.00

HUGHES, BRADLEY

Year	1st	2nd	3rd	4th	Total	Rounds Played	Avg Score	Finish	Money
1994	74	73	74	72	293	4	73.25	T58	3,345.00
Totals					293	4	73.25		\$3,345.00

HUH, JOHN

Year	1st	2nd	3rd	4th	Total	Rounds Played	Avg Score	Finish	Money
2012	71	74	76	69	290	4	72.50	T19	72,540.00
2013	72	76			148	2	74.00	CUT	0.00
2014	73	70	75	72	290	4	72.50	T62	13,268.00
Totals					728	10	72.80		\$85,808.00

HULBERT, MIKE

Year	1st	2nd	3rd	4th	Total	Rounds Played	Avg Score	Finish	Money
1986	73	68	76	74	291	4	72.75	T61	1,585.00
1987	79	68			147	2	73.50	CUT	0.00
1988	74	71	72	69	286	4	71.50	18	14,060.00
1989	75	79			154	2	77.00	CUT	0.00
1990	82	75	70		227	3	75.67	T38	4,300.00
1991	73	67	72	67	279	4	69.75	T4	52,800.00
1992	73	72	69	72	286	4	71.50	T60	2,808.00
1993	69	72	74	71	286	4	71.50	T34	7,070.00
1995	68	68	75	72	283	4	70.75	T38	6,630.00
1996	74	68	69	69	280	4	70.00	T6	56,340.00
1997	73	71	69		213	3	71.00	T26	13,775.00
1998	70	75	70	75	290	4	72.50	T61	4,752.00
2002	79	70			149	2	74.50	CUT	0.00
Totals					3171	44	72.07		\$164,120.00

HUMENIK, ED

Year	1st	2nd	3rd	4th	Total	Rounds Played	Avg Score	Finish	Money
1994	74	74	74	69	291	4	72.75	T50	3,652.00
Totals					291	4	72.75		\$3,652.00

HURLEY III, BILLY

Year	1st	2nd	3rd	4th	Total	Rounds Played	Avg Score	Finish	Money
2012	84	71			155	2	77.50	CUT	0.00
2014	73	70	74	68	285	4	71.25	T37	25,420.00
Totals					440	6	73.33		\$25,420.00

Player Records

HUSTON, JOHN

Year	1st	2nd	3rd	4th	Total	Rounds Played	Avg Score	Finish	Money
1988	69	70	72	71	282	4	70.50	T4	39,115.00
1989	72	77	72	73	294	4	73.50	T45	4,265.00
1990	78	80			158	2	79.00	CUT	0.00
1991	74	69	70	71	284	4	71.00	T21	13,920.00
1992	70	75	71	71	287	4	71.75	T65	2,704.00
1993	70	73	73	72	288	4	72.00	T48	3,738.00
1994	73	74	68	71	286	4	71.50	T26	11,325.00
1995	74	76			150	2	75.00	CUT	0.00
1996	74	61	71	73	279	4	69.75	5	72,000.00
1997	77	74			151	2	75.50	CUT	0.00
1998	69	75	65	75	284	4	71.00	T31	12,477.00
1999	72				72	1	72.00	WD	0.00
2000	71	72	72	76	291	4	72.75	T57	6,882.00
2002	73	70	71	68	282	4	70.50	T22	43,200.00
2003	66	74	78	69	287	4	71.75	T18	70,000.00
Totals					3675	51	72.06		\$279,626.00

ILONEN, MIKKO

Year	1st	2nd	3rd	4th	Total	Rounds Played	Avg Score	Finish	Money
2001	78	70			148	2	74.00	CUT	0.00
Totals					148	2	74.00		\$0.00

IMADA, RYUJI

Year	1st	2nd	3rd	4th	Total	Rounds Played	Avg Score	Finish	Money
2007	69	75	74	69	287	4	71.75	T51	14,310.00
2008	75	72	72	74	293	4	73.25	T39	24,000.00
2009	70	69	74	73	286	4	71.50	T14	90,133.33
2010	72	76			148	2	74.00	CUT	0.00
2011	71	70	77	70	288	4	72.00	T45	17,732.00
2012	75	72	71	80	298	4	74.50	T62	13,206.00
Totals					1600	22	72.73		\$159,381.33

IMMELMAN, TREVOR

Year	1st	2nd	3rd	4th	Total	Rounds Played	Avg Score	Finish	Money
2001	77	71			148	2	74.00	CUT	0.00
2003	72	75			147	2	73.50	CUT	0.00
2004	73	73	69	75	290	4	72.50	T46	14,553.00
2005	70	74	72	73	289	4	72.25	T52	12,826.00
2006	72	70	69	69	280	4	70.00	T7	179,208.33
2007	72	67	70	74	283	4	70.75	T31	36,375.00
2008	72	78	73	69	292	4	73.00	T30	34,133.34
2011	78	70			148	2	74.00	CUT	0.00
2012	71	70	75	75	291	4	72.75	T25	40,776.92
2013	70	72	74	74	290	4	72.50	T37	28,520.00
2014	74	75			149	2	74.50	CUT	0.00
Totals					2607	36	72.42		\$346,392.59

INMAN, JOE

Year	1st	2nd	3rd	4th	Total	Rounds Played	Avg Score	Finish	Money
1976	73	73	81	72	299	4	74.75	T26	1,450.00
1977	71	73	71	74	289	4	72.25	T7	6,375.00
1978	74	74	77	77	302	4	75.50	T63	780.00
1979	75	81	78	78	312	4	78.00	T72	1,000.00
1980	70	72	72	81	295	4	73.75	T53	1,630.00
1982	77	72	71	76	296	4	74.00	T62	1,565.00
Totals					1793	24	74.71		\$12,800.00

INMAN, JOHN

Year	1st	2nd	3rd	4th	Total	Rounds Played	Avg Score	Finish	Money
1988	73	79			152	2	76.00	CUT	0.00
1994	78	74			152	2	76.00	CUT	0.00
Totals					304	4	76.00		\$0.00

IRWIN, HALE

Year	1st	2nd	3rd	4th	Total	Rounds Played	Avg Score	Finish	Money
1976	71	74	74	69	288	4	72.00	2	22,800.00
1977	72	75	74	76	297	4	74.25	T40	980.00
1978	73	73	73	79	298	4	74.50	T40	993.00
1979	73	80	76	67	296	4	74.00	T12	6,075.00
1980	72	71	71	70	284	4	71.00	T6	10,425.00
1981	76	74	74	74	298	4	74.50	T46	1,830.00
1982	70	70	71	75	286	4	71.50	T11	7,420.00
1983	71	71	70	69	281	4	70.25	1	72,000.00
1984	74	76	74	74	298	4	74.50	T56	1,625.00
1985	68	68	73	72	281	4	70.25	1	100,000.00
1986	75	69	72	71	287	4	71.75	T44	2,220.00
1987	74	72	69	68	283	4	70.75	T27	6,700.00
1988	70	68	68	70	276	4	69.00	T2	78,220.00
1989	76	70	74	72	292	4	73.00	T34	6,115.71
1990	73	74	74	221	3	73.67	T13	19,333.33	
1991	73	69	65	66	273	4	68.25	2	129,600.00
1993	70	76			146	2	73.00	CUT	0.00
1994	73	70	70	70	283	4	70.75	T14	25,500.00
1995	70	70	72	69	281	4	70.25	T29	11,050.00
Totals					5249	73	71.90		\$502,887.04

ISHIKAWA, RYO

Year	1st	2nd	3rd	4th	Total	Rounds Played	Avg Score	Finish	Money
2012	72	70	71	73	286	4	71.50	T9	167,400.00
2013	74	73	74	73	294	4	73.50	T57	13,702.00
2014	72	71	71	75	289	4	72.25	T57	13,764.00
Totals					869	12	72.42		\$194,866.00

IVERSON, DON

Year	1st	2nd	3rd	4th	Total	Rounds Played	Avg Score	Finish	Money
1976	74	79			153	2	76.50	DQ	0.00
Totals					153	2	76.50		\$0.00

JACOBS, JOHNNY

Year	1st	2nd	3rd	4th	Total	Rounds Played	Avg Score	Finish	Money
1984	75	80			155	2	77.50	CUT	0.00
Totals					155	2	77.50		\$0.00

JACOBSEN, PETER

Year	1st	2nd	3rd	4th	Total	Rounds Played	Avg Score	Finish	Money
1979	72	74	78	77	301	4	75.25	T36	1,491.00
1980	69	69	76	76	290	4	72.50	T29	1,964.16
1981	78	70	75	73	296	4	74.00	T35	2,250.00
1982	74	69	68	72	283	4	70.75	T2	23,100.00
1983	70	69	72	77	288	4	72.00	T17	5,060.00
1984	70	72	73	73	288	4	72.00	T13	10,000.00
1985	74	70	73	75	292	4	73.00	T24	4,785.72
1986	66	71	72	73	282	4	70.50	T17	7,908.33
1987	74	75			149	2	74.50	CUT	0.00
1988	68	74	72	69	283	4	70.75	T6	26,880.83
1989	75	73	74	70	292	4	73.00	T34	6,115.72
1990	76	72	71		219	3	73.00	T7	32,250.00
1991	73	72	72	70	287	4	71.75	T29	7,465.71
1992	74	71	68	69	282	4	70.50	T35	6,137.86
1993	72	70	71	73	286	4	71.50	T34	7,070.00
1994	72	75	70	72	289	4	72.25	T38	6,150.00
1995	68	68	70	72	278	4	69.50	T13	30,033.33
1996	72	76			148	2	74.00	CUT	0.00
1997	71	71	69		211	3	70.33	T17	27,550.00
1998	72	74			146	2	73.00	CUT	0.00
2000	74	68	74	73	289	4	72.25	T45	8,866.00
2003	73	71	80	79	303	4	75.75	T66	10,350.00
2005	73	69	74	76	292	4	73.00	T67	11,055.00
Totals					6074	84	72.31		\$236,483.66

JACOBSON, FREDRIK

Year	1st	2nd	3rd	4th	Total	Rounds Played	Avg Score	Finish	Money
2005	71	73	65	73	282	4	70.50	T17	79,750.00
2007	68	68	70	68	274	4	68.50	T5	210,750.00
2008	79	72			151	2	75.50	CUT	0.00
2009	77	73			150	2	75.00	CUT	0.00
2010	68	75	73	73	289	4	72.25	T52	14,160.00
2014	71	71	71	74	287	4	71.75	T49	15,148.66
Totals					1433	20	71.65		\$319,808.66

Player Records

JAECKEL, BARRY

Year	1st	2nd	3rd	4th	Total	Rounds Played	Avg Score	Finish	Money
1976	76	80	75	75	306	4	76.50	T55	430.00
1977	73	81			154	2	77.00	CUT	0.00
1978	74	74	75	78	301	4	75.25	T55	816.00
1979	76	77	76	68	297	4	74.25	T16	4,350.00
1980	72	74	74	73	293	4	73.25	T47	1,680.00
1981	75	75	74	76	300	4	75.00	T58	1,650.00
1982	79				79	1	79.00	DQ	0.00
1983	74	72	71	74	291	4	72.75	T33	2,610.00
1984	71	72	73	76	292	4	73.00	T29	3,900.00
1986	73	69	76	77	295	4	73.75	T72	1,500.00
Totals					2608	35	74.51		\$16,936.00

JAIDEE, THONGCHAI

Year	1st	2nd	3rd	4th	Total	Rounds Played	Avg Score	Finish	Money
2004	71	79			150	2	75.00	CUT	0.00
2010	71	70	69	72	282	4	70.50	T19	75,300.00
Totals					432	6	72.00		\$75,300.00

JAMES, MARK

Year	1st	2nd	3rd	4th	Total	Rounds Played	Avg Score	Finish	Money
1990	83	79			162	2	81.00	CUT	0.00
Totals					162	2	81.00		\$0.00

JANUARY, DON

Year	1st	2nd	3rd	4th	Total	Rounds Played	Avg Score	Finish	Money
1978	72	78			150	2	75.00	CUT	0.00
1979	73	81	75	76	305	4	76.25	T54	1,080.00
1980	73	71	71	75	290	4	72.50	T29	1,964.17
Totals					745	10	74.50		\$3,044.17

JANZEN, LEE

Year	1st	2nd	3rd	4th	Total	Rounds Played	Avg Score	Finish	Money
1992	74	70	67	66	277	4	69.25	T12	28,600.00
1993	72	69	78	70	289	4	72.25	T50	3,328.00
1994	72	75	75	72	294	4	73.50	T60	3,255.00
1995	69	73	69	68	279	4	69.75	T19	22,950.00
1996	76	76			152	2	76.00	CUT	0.00
1997	70	67	68		205	3	68.33	T4	78,533.33
1998	68	74	70	72	284	4	71.00	T31	12,477.00
1999	65	70	78	73	286	4	71.50	T31	15,459.25
2001	74	71	71	67	283	4	70.75	T11	90,200.00
2002	73	68	70	73	284	4	71.00	T32	22,860.00
2003	67	67	71	72	277	4	69.25	2	540,000.00
2004	69	73	72	74	288	4	72.00	T33	27,150.00
2008	74	76	75	80	305	4	76.25	T69	12,000.00
2009	72	73	75	73	293	4	73.25	T48	15,264.00
Totals					3796	53	71.62		\$872,076.58

JENKINS, TOM

Year	1st	2nd	3rd	4th	Total	Rounds Played	Avg Score	Finish	Money
1976	79	74	78	76	307	4	76.75	T60	395.00
1977	77	74	69	76	296	4	74.00	T35	1,111.00
1981	73	72	78	77	300	4	75.00	T58	1,650.00
1982	71	73	71	73	288	4	72.00	T22	3,404.00
1983	75	76			151	2	75.50	CUT	0.00
Totals					1342	18	74.56		\$6,560.00

JEONG, JIN

Year	1st	2nd	3rd	4th	Total	Rounds Played	Avg Score	Finish	Money
2011	76	86			162	2	81.00	CUT	0.00
Totals					162	2	81.00		\$0.00

JOBE, BRANDT

Year	1st	2nd	3rd	4th	Total	Rounds Played	Avg Score	Finish	Money
1995	78	72			150	2	75.00	CUT	0.00
2005	75	71	74	72	292	4	73.00	T67	11,055.00
2006	70	68	74	67	279	4	69.75	T4	237,666.67
2011	71	68	69	65	273	4	68.25	T2	545,600.00
2012	73	74	79	73	299	4	74.75	T66	12,834.00
2013	70	75	78	68	291	4	72.75	T41	20,556.44
Totals					1584	22	72.00		\$827,712.11

JOHANSSON, PER-ULRIK

Year	1st	2nd	3rd	4th	Total	Rounds Played	Avg Score	Finish	Money
1996	78	76			154	2	77.00	CUT	0.00
1999	74	69	79	71	293	4	73.25	T59	5,533.84
2002	73	78			151	2	75.50	CUT	0.00
Totals					598	8	74.75		\$5,533.84

JOHNSON, DUSTIN

Year	1st	2nd	3rd	4th	Total	Rounds Played	Avg Score	Finish	Money
2008	75	73	77	79	304	4	76.00	68	12,240.00
2009	73	68	72	73	286	4	71.50	T14	90,133.33
2010	72	69	73	72	286	4	71.50	T33	30,375.00
2011	68	73	70	65	276	4	69.00	4	297,600.00
2012	71	71	73	75	290	4	72.50	T19	72,540.00
2013	73	76			149	2	74.50	CUT	0.00
2014	73	68	72	73	286	4	71.50	T46	18,062.67
Totals					1877	26	72.19		\$520,951.00

JOHNSON, KEVIN

Year	1st	2nd	3rd	4th	Total	Rounds Played	Avg Score	Finish	Money
1989	83	76			159	2	79.50	CUT	(A)
2010	73	75			148	2	74.00	CUT	0.00
Totals					307	4	76.75		\$0.00

JOHNSON, RICHARD S.

Year	1st	2nd	3rd	4th	Total	Rounds Played	Avg Score	Finish	Money
2006	73	71	73	77	294	4	73.50	T52	13,409.00
2007	73	69	68	70	280	4	70.00	T21	69,600.00
2009	76	76			152	2	76.00	CUT	0.00
Totals					726	10	72.60		\$83,009.00

JOHNSON, ZACH

Year	1st	2nd	3rd	4th	Total	Rounds Played	Avg Score	Finish	Money
2004	69	73	70	75	287	4	71.75	T24	39,725.00
2005	73	68	75	70	286	4	71.50	T34	28,380.00
2006	70	68	70	70	278	4	69.50	T2	506,000.00
2007					0	0	0.00	WD	0.00
2008	71	79	72	73	295	4	73.75	T46	16,045.72
2009	71	73	75	76	295	4	73.75	T58	13,320.00
2010	73	68	73	74	288	4	72.00	T47	15,864.00
2013	73	72	81	75	301	4	75.25	T1	12,276.00
Totals					2030	28	72.50		\$631,610.72

JOHNSTONE, TONY

Year	1st	2nd	3rd	4th	Total	Rounds Played	Avg Score	Finish	Money
1989	75	73	74	73	295	4	73.75	T51	3,842.50
1994	74	78			152	2	76.00	CUT	0.00
Totals					447	6	74.50		\$3,842.50

JONES, BRIAN

Year	1st	2nd	3rd	4th	Total	Rounds Played	Avg Score	Finish	Money
1981	79	75			154	2	77.00	CUT	0.00
Totals					154	2	77.00		\$0.00

JONES, GRIER

Year	1st	2nd	3rd	4th	Total	Rounds Played	Avg Score	Finish	Money
1976	76	76	74	70	296	4	74.00	T18	2,400.00
Totals					296	4	74.00		\$2,400.00

JONES, MATT

Year	1st	2nd	3rd	4th	Total	Rounds Played	Avg Score	Finish	Money
2008	77	79			156	2	78.00	CUT	0.00
2010	70	71	73	78	292	4	73.00	T64	12,660.00
2011	82	75			157	2	78.50	CUT	12,660.00
2013	69	72	70	72	283	4	70.75	T6	215,450.00
2014	72	80			152	2	76.00	CUT	0.00
Totals					1040	14	74.29		\$228,110.00

JONES, STEVE

Year	1st	2nd	3rd	4th	Total	Rounds Played	Avg Score	Finish	Money
1988	74	73	78	75	300	4	75.00	69	2,515.00
1989	78	74			152	2	76.00	CUT	0.00
1990	81	78			159	2	79.50	CUT	0.00
1991	77	71	76	73	297	4	74.25	T70	2,436.00
1995	72	70	71	73	286	4	71.50	T53	3,898.67
1996	71	77			148	2	74.00	CUT	0.00
1997	74	72	73		219	3	73.00	T60	4,104.00
1998	68	74	70	72	283	4	70.75	T28	15,620.00
2000	74	73	77	71	295	4	73.75	T67	6,169.00
2001	75	74			149	2	74.50	CUT	0.00
2002	74	70	68	74	286	4	71.50	T45	13,545.00
2005	75	72			147	2	73.50	CUT	0.00
2006	73	76			149	2	74.50	CUT	0.00
Totals					2870	39	73.59		\$48,287.67

JULIAN, JEFF

Year	1st	2nd	3rd	4th	Total	Rounds Played	Avg Score	Finish	Money
2002	77	71			148	2	74.00	CUT	0.00
Totals					148	2	74.00		\$0.00

Player Records

KAMTE, JAMES

Year	1st	2nd	3rd	4th	Total	Rounds Played	Avg Score	Finish	Money
2009	77	78			155	2	77.50	CUT	0.00
Totals					155	2	77.50		\$0.00

KANADA, CRAIG

Year	1st	2nd	3rd	4th	Total	Rounds Played	Avg Score	Finish	Money
2007	70	70	70	74	284	4	71.00	T35	28,950.00
Totals					284	4	71.00		\$28,950.00

KARLSSON, ROBERT

Year	1st	2nd	3rd	4th	Total	Rounds Played	Avg Score	Finish	Money
1998	77	74			151	2	75.50	CUT	0.00
2011	74	71	76	71	292	4	73.00	T63	12,896.00
2013	69	71	76	73	289	4	72.25	T34	33,480.00
Totals					732	10	73.20		\$46,376.00

KASE, HIDEKI

Year	1st	2nd	3rd	4th	Total	Rounds Played	Avg Score	Finish	Money
1997	72	75	74		221	3	73.67	T67	3,800.00
Totals					221	3	73.67		\$3,800.00

KATAYAMA, SHINGO

Year	1st	2nd	3rd	4th	Total	Rounds Played	Avg Score	Finish	Money
2001	71	76	76	71	294	4	73.50	T56	9,225.00
Totals					294	4	73.50		\$9,225.00

KAWAGISHI, RICKY

Year	1st	2nd	3rd	4th	Total	Rounds Played	Avg Score	Finish	Money
1990	75	72	74		221	3	73.67	T13	19,333.33
1991	73	76			149	2	74.50	CUT	0.00
1992	73	77			150	2	75.00	CUT	0.00
Totals					520	7	74.29		\$19,333.33

KAYE, JONATHAN

Year	1st	2nd	3rd	4th	Total	Rounds Played	Avg Score	Finish	Money
2000	72	69	72	72	285	4	71.25	T25	22,669.00
2001	71	71	74	71	287	4	71.75	T30	24,365.72
2003	73	73	76	79	301	4	75.25	T64	10,550.00
2004	78	72			150	2	75.00	CUT	0.00
2005	67	70	68	72	277	4	69.25	T6	191,125.00
2006	74	73	71	76	294	4	73.50	T52	13,409.00
Totals					1594	22	72.45		\$262,118.72

KAYMER, MARTIN

Year	1st	2nd	3rd	4th	Total	Rounds Played	Avg Score	Finish	Money
2009	71	76	72	75	294	4	73.50	T53	13,890.00
Totals					294	4	73.50		\$13,890.00

KELLY, JERRY

Year	1st	2nd	3rd	4th	Total	Rounds Played	Avg Score	Finish	Money
1996	76	71	73	71	291	4	72.75	T56	3,960.00
1997	76	73			149	2	74.50	CUT	0.00
1998	80	75			155	2	77.50	CUT	0.00
2000	72	71	70	72	285	4	71.25	T25	22,669.00
2001	75	73			148	2	74.00	CUT	0.00
2002	71	71	68	68	278	4	69.50	T9	117,000.00
2003	70	72	84	73	299	4	74.75	T58	11,050.00
2004	74	70	70	70	284	4	71.00	T16	84,000.00
2005	70	71	69	70	280	4	70.00	T15	96,250.00
2006	69	72	75	79	295	4	73.75	T57	12,765.00
2007	73	72	69	72	286	4	71.50	T45	17,160.00
2008	66	72	73	71	282	4	70.50	T2	396,000.00
2009	72	72	75	67	286	4	71.50	T14	90,133.34
2010	72	70	72	74	288	4	72.00	T47	15,864.00
2011	78	71			149	2	74.50	CUT	0.00
2012	75	78			153	2	76.50	CUT	0.00
Totals					3908	54	72.37		\$866,851.34

KENDALL, SKIP

Year	1st	2nd	3rd	4th	Total	Rounds Played	Avg Score	Finish	Money
1998	76	70			146	2	73.00	CUT	0.00
1999	72	67	75	75	289	4	72.25	T48	6,579.00
2000	73	72	73	77	295	4	73.75	T67	6,169.00
2001	73	70	72	71	286	4	71.50	T24	33,210.00
2002	73	66	68	73	280	4	70.00	T16	72,000.00
2004	77	71	69	75	292	4	73.00	T55	11,812.50
2005	72	75			147	2	73.50	CUT	0.00
Totals					1735	24	72.29		\$129,770.50

KILLEEN, J.J.

Year	1st	2nd	3rd	4th	Total	Rounds Played	Avg Score	Finish	Money
2012	76	77			153	2	76.50	CUT	0.00
Totals					153	2	76.50		\$0.00

KIM, ANTHONY

Year	1st	2nd	3rd	4th	Total	Rounds Played	Avg Score	Finish	Money
2007	74	72	71	67	284	4	71.00	T35	28,950.00
Totals					284	4	71.00		\$28,950.00

KIM, HYUNG-SUNG

Year	1st	2nd	3rd	4th	Total	Rounds Played	Avg Score	Finish	Money
2014	70	72	76	73	291	4	72.75	T65	12,834.00
Totals					291	4	72.75		\$12,834.00

KIM, MICHAEL

Year	1st	2nd	3rd	4th	Total	Rounds Played	Avg Score	Finish	Money
2014	73	72			147	2	72.50	CUT	0.00
Totals					145	2	72.50		\$0.00

KINGSTON, JAMES

Year	1st	2nd	3rd	4th	Total	Rounds Played	Avg Score	Finish	Money
2008	76	85			161	2	80.50	CUT	0.00
Totals					161	2	80.50		\$0.00

KIRK, CHRIS

Year	1st	2nd	3rd	4th	Total	Rounds Played	Avg Score	Finish	Money
2011	70	77			147	2	73.50	CUT	0.00
2012	75	70	75	71	291	4	72.75	T25	40,776.93
2013	74	74			148	2	74.00	CUT	0.00
2014	66	70	74	68	278	4	69.50	T4	272,800.00
Totals					864	12	72.00		\$313,576.93

KISNER, KEVIN

Year	1st	2nd	3rd	4th	Total	Rounds Played	Avg Score	Finish	Money
2014	69	72	76	69	286	4	71.50	T46	18,062.67
Totals					286	4	71.50		\$18,062.67

KITE, TOM

Year	1st	2nd	3rd	4th	Total	Rounds Played	Avg Score	Finish	Money
1976	74	74	70	73	291	4	72.75	T6	6,880.00
1977	73	70	74	75	292	4	73.00	T13	3,937.00
1978	68	75	78	80	301	4	75.25	T55	816.00
1979	74	72	74	72	292	4	73.00	T4	13,200.00
1980	76	72	72	76	296	4	74.00	T57	1,585.00
1981	71	72	69	76	288	4	72.00	T7	10,185.00
1982	70	75	70	74	289	4	72.25	T27	2,642.86
1983	74	71	72	73	290	4	72.50	T28	2,992.00
1984	73	77	73	72	295	4	73.75	T43	2,250.00
1986	75	76			151	2	75.50	CUT	0.00
1987	69	70	73	75	287	4	71.75	T46	3,021.43
1988	69	70	73	73	285	4	71.25	T15	15,833.34
1989	77	71	76	72	296	4	74.00	T55	3,740.00
1992	74	67	67	68	276	4	69.00	T7	37,830.00
1995	72	72	67	72	283	4	70.75	T38	6,630.00
Totals					4212	58	72.62		\$111,542.63

KLAUK, JEFF

Year	1st	2nd	3rd	4th	Total	Rounds Played	Avg Score	Finish	Money
2009	76	71	79	73	299	4	74.75	T69	12,120.00
Totals					299	4	74.75		\$12,120.00

KNOST, COLT

Year	1st	2nd	3rd	4th	Total	Rounds Played	Avg Score	Finish	Money
2011	70	76			146	2	73.00	CUT	0.00
2012	78	76			154	2	77.00	CUT	0.00
Totals					300	4	75.00		\$0.00

KNOX, KENNY

Year	1st	2nd	3rd	4th	Total	Rounds Played	Avg Score	Finish	Money
1986	72	69	73	71	285	4	71.25	T29	3,628.00
1987	68	71	75	75	289	4	72.25	T54	2,710.00
1988	76	73	73	72	294	4	73.50	T53	2,784.00
1989	71	76	72	71	290	4	72.50	T24	8,921.67
1990	76	78	74		228	3	76.00	T43	2,922.00
1991	71	71	73	74	289	4	72.25	T38	4,560.00
1992	75	77			152	2	76.00	CUT	0.00
1993	81	75			156	2	78.00	CUT	0.00
Totals					1983	27	73.44		\$25,525.67

Player Records

KNOX, RUSSELL

Year	1st	2nd	3rd	4th	Total	Rounds Played	Avg Score	Finish	Money
2014	73	73			146	2	73.00	CUT	0.00
Totals					146	2	73.00		\$0.00

KOCH, GARY

Year	1st	2nd	3rd	4th	Total	Rounds Played	Avg Score	Finish	Money
1976	79	75	85	77	316	4	79.00	70	300.00
1978	71	70	74	80	295	4	73.75	T24	1,970.00
1979	78	74	78	73	303	4	75.75	T42	1,270.00
1983	69	79	74	71	293	4	73.25	T41	2,108.33
1984	69	71	73	74	287	4	71.75	T10	12,500.00
1985	79	73			152	2	76.00	CUT	0.00
1986	73	73	80		226	3	75.33	WD	0.00
1988	73	75	70	73	291	4	72.75	T35	5,011.67
Totals					2163	29	74.59		\$23,160.00

KOHLES, BEN

Year	1st	2nd	3rd	4th	Total	Rounds Played	Avg Score	Finish	Money
2013	76	75			151	2	75.50	CUT	0.00
Totals					151	2	75.50		\$0.00

KOKRAK, JASON

Year	1st	2nd	3rd	4th	Total	Rounds Played	Avg Score	Finish	Money
2013	76	77			153	2	76.50	CUT	0.00
Totals					153	2	76.50		\$0.00

KRAFT, GREG

Year	1st	2nd	3rd	4th	Total	Rounds Played	Avg Score	Finish	Money
1994	74	78			152	2	76.00	CUT	0.00
1995	74	73			147	2	73.50	CUT	0.00
1997	71	70	72		213	3	71.00	T26	13,775.00
1998	67	74	76	69	286	4	71.50	T44	7,040.00
1999	77	76			153	2	76.50	CUT	0.00
2000	70	73	68	71	282	4	70.50	T13	58,125.00
2008	71	81			152	2	76.00	CUT	0.00
Totals					1385	19	72.89		\$78,940.00

KRAFT, KELLY

Year	1st	2nd	3rd	4th	Total	Rounds Played	Avg Score	Finish	Money
2012	73	77			150	2	75.00	CUT	0.00
Totals					150	2	75.00		\$0.00

KRATZERT, BILL

Year	1st	2nd	3rd	4th	Total	Rounds Played	Avg Score	Finish	Money
1977	77	82			159	2	79.50	CUT	0.00
1978	72	70	69	74	285	4	71.25	2	28,500.00
1979	81	76	81	81	319	4	79.75	74	1,000.00
1980	78	70	73	72	293	4	73.25	T47	1,680.00
1981	80				80	1	80.00	WD	0.00
1982	73	72	74	79	298	4	74.50	T67	1,525.00
1985	69	71	71	73	284	4	71.00	3	37,780.00
1986	84	80			164	2	82.00	CUT	0.00
1987	72	72	72	76	292	4	73.00	65	2,575.00
1994	73	74	78	75	300	4	75.00	T72	2,955.00
Totals					2474	33	74.97		\$76,015.00

KRESGE, CLIFF

Year	1st	2nd	3rd	4th	Total	Rounds Played	Avg Score	Finish	Money
2001	71	75	74	75	295	4	73.75	T60	8,938.00
2007	70	79			149	2	74.50	CUT	0.00
2008	73	73	74	68	288	4	72.00	T10	120,666.67
2009	79	72			151	2	75.50	CUT	0.00
Totals					883	12	73.58		\$129,604.67

KUCHAR, MATT

Year	1st	2nd	3rd	4th	Total	Rounds Played	Avg Score	Finish	Money
2002	74	72	67	71	284	4	71.00	T32	22,860.00
2003	76	75			151	2	75.50	CUT	0.00
2007	68	73	69	68	278	4	69.50	T13	120,000.00
2008	68	72	71	77	288	4	72.00	T10	120,666.66
2009	73	67	71	71	282	4	70.50	T5	219,000.00
2010	71	68	69	70	278	4	69.50	T8	180,000.00
2011	69	71	68	65	273	4	68.25	T2	545,600.00
2013	68	70	70	68	276	4	69.00	1	1,116,000.00
2014	74	69	69	70	282	4	70.50	T15	102,300.00
Totals					2392	34	70.35		\$2,426,426.66

KUEHNE, HANK

Year	1st	2nd	3rd	4th	Total	Rounds Played	Avg Score	Finish	Money
2003	77	76			153	2	76.50	CUT	0.00
2004	75	74			149	2	74.50	CUT	0.00
Totals					302	4	75.50		\$0.00

KURAMOTO, MASAHIRO

Year	1st	2nd	3rd	4th	Total	Rounds Played	Avg Score	Finish	Money
1982	76	79			155	2	77.50	CUT	0.00
1983	74	71	69	78	292	4	73.00	T37	2,370.00
1984	73	76	72	72	293	4	73.25	T32	3,394.00
1986	74	70	74	74	292	4	73.00	T65	1,550.00
1989	74	82			156	2	78.00	CUT	0.00
1993	75	79			154	2	77.00	CUT	0.00
Totals					1342	18	74.56		\$7,314.00

LABELLE II, DOUG

Year	1st	2nd	3rd	4th	Total	Rounds Played	Avg Score	Finish	Money
2007	74	74			148	2	74.00	CUT	0.00
Totals					148	2	74.00		\$0.00

LADEHOFF, GREG

Year	1st	2nd	3rd	4th	Total	Rounds Played	Avg Score	Finish	Money
1988	73	72	76	74	295	4	73.75	T58	2,693.34
Totals					295	4	73.75		\$2,693.34

LAIRD, MARTIN

Year	1st	2nd	3rd	4th	Total	Rounds Played	Avg Score	Finish	Money
2010	72	71	73	75	291	4	72.75	T60	13,020.00
2011	75	71			146	2		CUT	0.00
2013	71	75	71	76	293	4	73.25	T53	14,353.00
2014	78	74			152	2	76.00	CUT	0.00
Totals					882	12	73.50		\$27,373.00

LAMELY, DEREK

Year	1st	2nd	3rd	4th	Total	Rounds Played	Avg Score	Finish	Money
2010	75	72			147	2	73.50	CUT	0.00
2011	82				82	1		WD	0.00
Totals					229	3	76.3		\$0.00

LANCASTER, NEAL

Year	1st	2nd	3rd	4th	Total	Rounds Played	Avg Score	Finish	Money
1992	69	75	68	72	284	4	71.00	T48	3,267.33
1994	71	79			150	2	75.00	CUT	0.00
1995	78	78			156	2	78.00	CUT	0.00
1998	73	69	68	71	281	4	70.25	T16	30,863.00
2000	74	71	74	76	295	4	73.75	T67	6,169.00
Totals					1166	16	72.88		\$40,299.33

LANGER, BERNHARD

Year	1st	2nd	3rd	4th	Total	Rounds Played	Avg Score	Finish	Money
2003	79	75			154	2	77.00	CUT	0.00
2005	74	74			148	2	74.00	CUT	0.00
Totals					302	4	75.50		\$0.00

LANGHAM, FRANKLIN

Year	1st	2nd	3rd	4th	Total	Rounds Played	Avg Score	Finish	Money
2000	77	72			149	2	74.50	CUT	0.00
2001	74	73	73	72	292	4	73.00	T49	10,229.50
2002	72	75			147	2	73.50	CUT	0.00
Totals					588	8	73.50		\$10,229.50

LANGLEY, SCOTT

Year	1st	2nd	3rd	4th	Total	Rounds Played	Avg Score	Finish	Money
2014	72	66	67	79	284	4	71.00	T28	38,646.66
Totals					284	4	71.00		\$38,646.66

LANNER, MATS

Year	1st	2nd	3rd	4th	Total	Rounds Played	Avg Score	Finish	Money
1987	78	80			158	2	79.00	CUT	0.00
Totals					158	2	79.00		\$0.00

LARRAZABAL, ALEJANDRO

Year	1st	2nd	3rd	4th	Total	Rounds Played	Avg Score	Finish	Money
2003	88	77			165	2	82.50	CUT	0.00
Totals					165	2	82.50		\$0.00

Player Records

LAYCOCK, SCOTT

Year	1st	2nd	3rd	4th	Total	Rounds Played	Avg Score	Finish	Money
2002	75	73			148	2	74.00	CUT	0.00
2003	74	73			147	2	73.50	CUT	0.00
Totals					295	4	73.75		\$0.00

LEANAY, STEPHEN

Year	1st	2nd	3rd	4th	Total	Rounds Played	Avg Score	Finish	Money
2003	73	72	73	74	292	4	73.00	T34	25,250.00
2004	71	71	71	70	283	4	70.75	T11	111,300.00
2005	71	70	70	72	283	4	70.75	T21	61,600.00
Totals					858	12	71.50		\$198,150.00

LEE, DANNY

Year	1st	2nd	3rd	4th	Total	Rounds Played	Avg Score	Finish	Money
2009	79	73			152	2	76.00	CUT	0.00
Totals					152	2	76.00		\$0.00

LEE, H. RICHARD

Year	1st	2nd	3rd	4th	Total	Rounds Played	Avg Score	Finish	Money
2013	73	71	72	75	291	4	72.75	T41	20,556.45
2014	76	68	76	69	289	4	72.25	T57	13,764.00
Totals					580	8	72.50		\$34,320.45

LEE, STAN

Year	1st	2nd	3rd	4th	Total	Rounds Played	Avg Score	Finish	Money
1977	75	76	71	77	299	4	74.75	T48	890.00
1978	76	74			150	2	75.00	CUT	0.00
Totals					449	6	74.83		\$890.00

LEGGATT, IAN

Year	1st	2nd	3rd	4th	Total	Rounds Played	Avg Score	Finish	Money
2002	72	75			147	2	73.50	CUT	0.00
2003	70	76	74	73	293	4	73.25	T40	19,500.00
Totals					440	6	73.33		\$19,500.00

LEHMAN, TOM

Year	1st	2nd	3rd	4th	Total	Rounds Played	Avg Score	Finish	Money
1992	71	72	71	69	283	4	70.75	T42	4,420.00
1993	77	69			146	2	73.00	CUT	0.00
1994	67	67	67	67	268	4	67.00	1	270,000.00
1995	71	69	71	70	281	4	70.25	T29	11,050.00
1996	71	72	74	70	287	4	71.75	T30	10,240.00
1997	73	70	70		213	3	71.00	T26	13,775.00
1998	68	70	70	72	280	4	70.00	T11	46,640.00
1999	70	73	73	68	284	4	71.00	T19	30,906.00
2000	72	71	72	73	288	4	72.00	T41	11,780.00
2002	68	73	71	70	282	4	70.50	T22	43,200.00
2003	74	73			147	2	73.50	CUT	0.00
2004	74	69	73	71	287	4	71.75	T24	39,725.00
2007	71	71	71	73	286	4	71.50	T45	17,160.00
2008	76	70	72	71	289	4	72.25	T9	84,000.00
2009	71	74	74	73	292	4	73.00	T45	18,600.00
2010	70	73	70	74	287	4	71.75	T41	21,600.00
Totals					4200	59	71.19		\$623,096.00

LEISHMAN, MARC

Year	1st	2nd	3rd	4th	Total	Rounds Played	Avg Score	Finish	Money
2009	74	74	70	77	295	4	73.75	T58	13,320.00
2010	76	75			151	2	75.50	CUT	0.00
2011	73	71	66	81	289	4	72.25	G2	13,392.00
2012	72	75	75	75	297	4	74.25	T58	13,702.00
2013	74	72	77	68	291	4	72.75	T41	20,556.44
2014	71	68	73	73	285	4	71.25	T37	25,420.00
Totals					1608	22	73.09		\$86,390.44

LEONARD, JUSTIN

Year	1st	2nd	3rd	4th	Total	Rounds Played	Avg Score	Finish	Money
1995	73	75			148	2	74.00	CUT	0.00
1996	74	72	68	71	285	4	71.25	T21	18,720.00
1997	72	71	73		216	3	72.00	T46	5,006.50
1998	69	70	71	71	281	4	70.25	T16	30,863.00
1999	68	69	74	70	281	4	70.25	T7	76,818.75
2000	70	70	66	68	274	4	68.50	T2	272,800.00
2001	71	73	74	69	287	4	71.75	T30	24,365.71
2002	69	65	72	74	280	4	70.00	T16	72,000.00
2003	71	69	76	69	285	4	71.25	T11	120,000.00
2004	74	76			150	2	75.00	CUT	0.00
2007	70	71	73	74	288	4	72.00	T55	13,620.00
2011	73	72	79	73	297	4	74.25	T71	12,152.00
2013	70	76	73	70	289	4	72.25	T34	33,480.00
2014	68	75	68	78	289	4	72.25	T57	13,764.00
Totals					3650	51	71.57		\$693,589.96

LETZIG, MICHAEL

Year	1st	2nd	3rd	4th	Total	Rounds Played	Avg Score	Finish	Money
2009	72	70	69	75	286	4	71.50	T14	90,133.33
2010	67	81			148	2	74.00	CUT	0.00
Totals					434	6	72.33		\$90,133.33

LEVENSON, GAVIN

Year	1st	2nd	3rd	4th	Total	Rounds Played	Avg Score	Finish	Money
1984	76	73	77	73	299	4	74.75	T60	1,590.00
Totals					299	4	74.75		\$1,590.00

LEVI, WAYNE

Year	1st	2nd	3rd	4th	Total	Rounds Played	Avg Score	Finish	Money
1979	72	84	73	74	303	4	75.75	T42	1,270.00
1980	74	74	77	78	303	4	75.75	T72	1,501.66
1981	80	71	72	86	309	4	77.25	T6	1,500.00
1982	74	70	69	70	283	4	70.75	T2	23,100.00
1984	73	74	71	73	291	4	72.75	T28	4,200.00
1987	72	73	72	69	286	4	71.50	T39	3,980.00
1988	76	72	71	76	295	4	73.75	T58	2,693.33
1989	78	74			152	2	76.00	CUT	0.00
1990	78	73	76		227	3	75.67	T38	4,300.00
1991	73	73	73	72	291	4	72.75	T54	2,748.00
1992	72	72	70	71	285	4	71.25	T54	2,951.00
1993	68	69	72	71	280	4	70.00	T12	28,350.00
1994	72	76	68	77	293	4	73.25	T58	3,345.00
Totals					3598	49	73.43		\$79,938.99

LEVET, THOMAS

Year	1st	2nd	3rd	4th	Total	Rounds Played	Avg Score	Finish	Money
2005	74	70	76	74	294	4	73.50	T75	10,395.00
2006	76				76	1	76.00	WD	0.00
Totals					370	5	74.00		\$10,395.00

LEVIN, SPENCER

Year	1st	2nd	3rd	4th	Total	Rounds Played	Avg Score	Finish	Money
2010	68	68	71	79	286	4	71.50	T33	30,375.00
2011	77	71			148	2	74.00	CUT	0.00
2012	67	72	69	75	283	4	70.75	T4	272,800.00
Totals					717	10	71.70		\$303,175.00

LEWIS, J.L.

Year	1st	2nd	3rd	4th	Total	Rounds Played	Avg Score	Finish	Money
2000	74	74	70	68	286	4	71.50	T33	16,378.00
2002	75	70	68	72	285	4	71.25	T42	16,650.00
2003	77	69	85	76	307	4	76.75	G9	10,100.00
2004	70	72	70	71	283	4	70.75	T11	111,300.00
2006	74	74	72	74	294	4	73.50	T52	13,409.00
Totals					1455	20	72.75		\$167,837.00

LIANG, WC

Year	1st	2nd	3rd	4th	Total	Rounds Played	Avg Score	Finish	Money
2010	72	75			147	2	73.50	CUT	0.00
Totals					147	2	73.50		\$0.00

LICKLITER II, FRANK

Year	1st	2nd	3rd	4th	Total	Rounds Played	Avg Score	Finish	Money
1998	72	70	69	79	290	4	72.50	T61	4,752.00
1999	73	65	73	72	283	4	70.75	T14	43,350.00
2000	76	71	69	71	287	4	71.75	T39	13,640.00
2001	73	76			149	2	74.50	CUT	0.00
2002	69	72	70	74	285	4	71.25	T42	16,650.00
2003	72	72	81	75	300	4	75.00	T62	10,750.00
2004	71	75	73	80	299	4	74.75	T71	10,342.50
2005	77	73			150	2	75.00	CUT	0.00
2007	75	70	72	77	294	4	73.50	G9	12,120.00
2008	77	77			154	2	77.00	CUT	0.00
Totals					2491	34	73.26		\$111,604.50

Player Records

LIETZKE, BRUCE

Year	1st	2nd	3rd	4th	Total	Rounds Played	Avg Score	Finish	Money
1976	76	78	68	72	294	4	73.50	T12	3,866.00
1977	70	76	73	74	293	4	73.25	T17	3,037.00
1978	74	70	76	73	293	4	73.25	T15	3,750.00
1979	75	74	72	75	296	4	74.00	T12	6,075.00
1980	67	72	74	75	288	4	72.00	T20	3,250.00
1981	74	75	71	73	293	4	73.25	T24	3,090.00
1982	73	70	71	70	284	4	71.00	T6	12,162.50
1984	68	75	77	70	290	4	72.50	T22	5,141.67
1985	72	79			151	2	75.50	CUT	0.00
1986	69	72	70	70	281	4	70.25	T15	10,110.00
1987	72	71	72	67	282	4	70.50	T24	7,793.33
1988	76	70	71	75	292	4	73.00	T41	3,837.14
1989	73	70	69	71	283	4	70.75	T4	40,835.00
1990	80	71	76		227	3	75.67	T38	4,300.00
1991	69	74	74	72	289	4	72.25	T38	4,560.00
1994	72	71	73	68	284	4	71.00	T19	18,180.00
1995	69	67	70	72	278	4	69.50	T13	30,033.33
1996	72	77			149	2	74.50	CUT	0.00
1997	75	71	72		218	3	72.67	T57	4,256.00
Totals					5065	70	72.36		\$164,276.97

LINDSEY, PAT

Year	1st	2nd	3rd	4th	Total	Rounds Played	Avg Score	Finish	Money
1984	75	76	72	78	301	4	75.25	T65	1,540.00
Totals					301	4	75.25		\$1,540.00

LINGMERTH, DAVID

Year	1st	2nd	3rd	4th	Total	Rounds Played	Avg Score	Finish	Money
2013	75	70	72	77	294	4	73.50	T57	13,702.00
2014	72	72	70	73	287	4	71.75	T49	15,148.67
Totals					581	8	72.63		\$28,850.67

LISTER, JOHN

Year	1st	2nd	3rd	4th	Total	Rounds Played	Avg Score	Finish	Money
1977	75	74	74	83	306	4	76.50	T71	750.00
1978	76	78			154	2	77.00	CUT	0.00
Totals					460	6	76.67		\$750.00

LITTLER, GENE

Year	1st	2nd	3rd	4th	Total	Rounds Played	Avg Score	Finish	Money
1977	76	75	70	77	298	4	74.50	T45	940.00
1980	76	68	76	77	297	4	74.25	T63	1,547.50
1981	77	76			153	2	76.50	CUT	0.00
Totals					748	10	74.80		\$2,487.50

LOHR, BOB

Year	1st	2nd	3rd	4th	Total	Rounds Played	Avg Score	Finish	Money
1985	71	74	77	77	299	4	74.75	T54	1,638.75
1986	72	71	76	74	293	4	73.25	T67	1,512.00
1988	74	83			157	2	78.50	CUT	0.00
1989	77	70	71	77	295	4	73.75	T51	3,842.50
1991	71	78			149	2	74.50	CUT	0.00
1992	73	70	75	70	288	4	72.00	T68	2,626.00
1994	74	74	68	73	289	4	72.25	T38	6,150.00
1996	73	68	73	78	292	4	73.00	T65	3,762.00
Totals					2062	28	73.64		\$19,531.25

LONARD, PETER

Year	1st	2nd	3rd	4th	Total	Rounds Played	Avg Score	Finish	Money
1997	73	74	74		221	3	73.67	T67	3,800.00
2001	75	69	71	69	284	4	71.00	T15	65,600.00
2002	73	71	70	70	284	4	71.00	T32	22,860.00
2003	72	72	75	69	288	4	72.00	T21	56,000.00
2004	71	73	70	69	283	4	70.75	T11	111,300.00
2005	71	68	67	76	282	4	70.50	T17	79,750.00
2006	75	72	76	72	295	4	73.75	T57	12,765.00
2007	72	76			148	2	74.00	CUT	0.00
2009	77	76			153	2	76.50	CUT	0.00
Totals					2238	31	72.19		\$352,075.00

LOTT, LYN

Year	1st	2nd	3rd	4th	Total	Rounds Played	Avg Score	Finish	Money
1976	74	76	79	78	307	4	76.75	T60	395.00
1977	71	75	74	70	290	4	72.50	T11	4,950.00
1978	75	78			153	2	76.50	CUT	0.00
Totals					750	10	75.00		\$5,345.00

LOVE III, DAVIS

Year	1st	2nd	3rd	4th	Total	Rounds Played	Avg Score	Finish	Money
1986	72	73	67	73	285	4	71.25	T29	3,628.00
1988	74	81			155	2	77.50	CUT	0.00
1989	75	75	70	73	293	4	73.25	T41	5,100.00
1990	77	74	71		222	3	74.00	T16	14,500.00
1991	72	74	68	75	289	4	72.25	T38	4,560.00
1992	70	68	72	69	279	4	69.75	T19	16,315.00
1993	66	72	69	71	278	4	69.50	T10	36,400.00
1994	71	70	73	76	290	4	72.50	T45	4,392.00
1995	73	70	70	73	286	4	71.50	T53	3,898.67
1996	76	68	65	71	280	4	70.00	T6	56,340.00
1997	70	71	68		209	3	69.67	T10	45,600.00
1998	66	73	66	73	278	4	69.50	T5	83,600.00
1999	76	77			153	2	76.50	CUT	0.00
2004	70	73	72	69	284	4	71.00	T16	84,000.00
2005	78	73			151	2	75.50	CUT	0.00
2006	69	73	77	69	288	4	72.00	T29	39,962.50
2007	75	81			156	2	78.00	CUT	0.00
2008	74	74	77	73	298	4	74.50	T60	13,140.00
2009	72	68	69	73	282	4	70.50	T5	219,000.00
2010	72	72	69	76	289	4	72.25	T52	14,160.00
2011	69	73	72	72	286	4	71.50	T37	27,900.00
2012	74	72	71	72	289	4	72.25	T16	99,200.00
2013	73	69	72	74	288	4	72.00	T29	40,300.00
Totals					5908	82	72.05		\$811,996.17

LOWER, JUSTIN

Year	1st	2nd	3rd	4th	Total	Rounds Played	Avg Score	Finish	Money
2014	74	75			149	2	74.50	CUT	0.00
Totals					149	2	74.50		\$0.00

LOWERY, STEVE

Year						Rounds		Avg	Finish	Money
	1st	2nd	3rd	4th	Total	Played	Score			
1994	71	70	69	72	282	4	70.50	T11	34,500.00	
1996	67	71	71	72	281	4	70.25	T11	43,200.00	
1997	74	73	66		213	3	71.00	T26	13,775.00	
1998	73	71	71	67	282	4	70.50	T23	19,580.00	
1999	75	74			149	2	74.50	CUT	0.00	
2000	73	66	66	73	278	4	69.50	T5	113,150.00	
2001	72	70	78	77	297	4	74.25	66	8,528.00	
2002	73	72	68	70	283	4	70.75	T27	31,950.00	
2003	70	76	73	74	293	4	73.25	T40	19,500.00	
2005	70	75	74	77	296	4	74.00	78	10,120.00	
2006	75				75	1	75.00	WD	0.00	
2007	68	75	73	73	289	4	72.25	T59	13,200.00	
2008	70	70	75	71	286	4	71.50	T6	201,000.00	
2009	76	71	71	77	295	4	73.75	T58	13,320.00	
Totals					3599	50	71.98		\$521,823.00	

LOWRY, SHANE

Year	1st	2nd	3rd	4th	Total	Rounds Played	Avg Score	Finish	Money
2013	78	78			156	2	78.00	CUT	0.00
Totals					156	2	78.00		\$0.00

LU, CHIEN-SOON

Year	1st	2nd	3rd	4th	Total	Rounds Played	Avg Score	Finish	Money
1988	71	79			150	2	75.00	CUT	0.00
Totals					150	2	75.00		\$0.00

LU, LIANG HUAN

Year	1st	2nd	3rd	4th	Total	Rounds Played	Avg Score	Finish	Money
1977	75	77	78	76	306	4	76.50	T71	750.00
1978	73	76	75	84	308	4	77.00	T71	750.00
1980	75	74	79	75	303	4	75.75	T72	1,501.67
1981	76	76	78	77	307	4	76.75	T2	1,510.00
1983	70	84			154	2	77.00	CUT	0.00
Totals					1378	18	76.56		\$4,511.67

LUITEN, JOOST

Year	1st	2nd	3rd	4th	Total	Rounds Played	Avg Score	Finish	Money
2011	76				76	1	75.00	DQ	0.00
Totals					76	1	75.00		\$0.00

LUNDE, BILL

Year	1st	2nd	3rd	4th	Total	Rounds Played	Avg Score	Finish	Money
2011	74				74	1	74.00	WD	0.00
Totals					74	1	74.00		\$0.00

Player Records

LYE, MARK

Year	1st	2nd	3rd	4th	Total	Rounds Played	Avg Score	Finish	Money
1977	68	73	70	82	293	4	73.25	T17	3,037.00
1978	79	75			154	2	77.00	CUT	0.00
1980	72	77	70	77	296	4	74.00	T57	1,585.00
1981	75	74	76	72	297	4	74.25	T41	2,020.00
1982	75	72	76	71	294	4	73.50	T55	1,680.00
1983	77	72	76	72	297	4	74.25	T58	1,707.50
1984	72	72	73	76	293	4	73.25	T32	3,394.00
1985	72	72	78	74	296	4	74.00	T41	2,500.00
1986	75	70	72	70	287	4	71.75	T44	2,220.00
1990	78	78	69		225	3	75.00	T30	6,650.00
Totals					2732	37	73.84		\$24,793.50

LYLE, SANDY

Year	1st	2nd	3rd	4th	Total	Rounds Played	Avg Score	Finish	Money
1987	69	70	69	69	277	4	69.25	T6	26,038.34
1989	76	73	73	71	293	4	73.25	T41	5,100.00
1990	79	80			159	2	79.50	CUT	0.00
1996	72	74	77	73	296	4	74.00	T73	3,474.00
Totals					1025	14	73.21		\$34,612.34

MACKAY, ROGER

Year	1st	2nd	3rd	4th	Total	Rounds Played	Avg Score	Finish	Money
1988	72	75	80		227	3	75.67	WD	0.00
Totals					227	3	75.67		\$0.00

MACKENZIE, WILL

Year	1st	2nd	3rd	4th	Total	Rounds Played	Avg Score	Finish	Money
2007	67	73	65	72	277	4	69.25	T11	144,000.00
2009	70	73	73	68	284	4	71.00	T10	150,000.00
2014	72	75			147	2	73.50	CUT	0.00
Totals					708	10	70.80		\$294,000.00

MACPHERSON, BRYDEN

Year	1st	2nd	3rd	4th	Total	Rounds Played	Avg Score	Finish	Money
2012	79	70			149	2	74.50	CUT	0.00
Totals					149	2	74.50		\$0.00

MAGEE, ANDREW

Year	1st	2nd	3rd	4th	Total	Rounds Played	Avg Score	Finish	Money
1988	70	68	74	282	4	70.50	T4		39,115.00
1989	76	72	69	77	294	4	73.50	T45	4,265.00
1990	80	74	76		230	3	76.67	T59	2,180.00
1991	78	74			152	2	76.00	CUT	0.00
1992	71	67	71	69	278	4	69.50	T14	22,100.00
1993	72	73	81	74	300	4	75.00	T3	2,716.00
1994	79	75			154	2	77.00	CUT	0.00
1995	74	72			146	2	73.00	CUT	0.00
1997	69	75	71		215	3	71.67	T38	7,600.00
1998	67	71	68	69	275	4	68.75	2	237,600.00
1999	71	74	70	68	283	4	70.75	T14	43,350.00
2000	76	71	71	66	284	4	71.00	T20	34,844.00
2001	74	70	74	74	292	4	73.00	T49	10,229.50
2002	72	74	71	71	288	4	72.00	T56	10,125.00
Totals					3473	48	72.35		\$414,124.50

MAGGERT, JEFF

Year	1st	2nd	3rd	4th	Total	Rounds Played	Avg Score	Finish	Money
1991	71	80			151	2	75.50	CUT	0.00
1992	71	67	66	73	277	4	69.25	T12	28,600.00
1993	73	72	68	67	280	4	70.00	T12	28,350.00
1994	71	74	66	70	281	4	70.25	T9	42,000.00
1995	73	73			146	2	73.00	CUT	0.00
1996	74	71	71	69	285	4	71.25	T21	18,720.00
1997	71	76	74		221	3	73.67	T67	3,800.00
1998	75	69	74	73	291	4	72.75	T64	4,620.00
2000	76	75			151	2	75.50	CUT	0.00
2002	72	67	74	70	283	4	70.75	T27	31,950.00
2003	68	73	71	80	292	4	73.00	T34	25,250.00
2004	73	69	76	73	291	4	72.75	T51	12,521.25
2006	73	76			149	2	74.50	CUT	0.00
2010	74	73			147	2	73.50	CUT	0.00
Totals					3245	45	72.11		\$195,811.25

MAHAFFEY, JOHN

Year	1st	2nd	3rd	4th	Total	Rounds Played	Avg Score	Finish	Money
1978	75	76			151	2	75.50	CUT	0.00
1979	78	78	72	70	298	4	74.50	T22	2,880.00
1980	72	67	72	74	285	4	71.25	T8	7,800.00
1981	72	73	71	73	289	4	72.25	T12	7,700.00
1982	78	74			152	2	76.00	CUT	0.00
1983	77	75			152	2	76.00	CUT	0.00
1984	71	83			154	2	77.00	CUT	0.00
1985	73	77	69	73	292	4	73.00	T24	4,785.71
1986	68	71	69	69	277	4	69.25	T5	21,110.00
1987	69	71	65	73	278	4	69.50	T9	19,480.00
1988	68	73	73	73	287	4	71.75	T19	12,283.33
1989	74	75	67	72	288	4	72.00	T16	15,056.00
1990	84	73	72		229	3	76.33	T53	2,293.34
1993	71	74	69	75	289	4	72.25	T50	3,328.00
1994	73	75	72	74	294	4	73.50	T60	3,255.00
1995	72	72	72	70	286	4	71.50	T53	3,898.67
Totals					4001	55	72.75		\$103,870.05

MAHAN, HUNTER

Year	1st	2nd	3rd	4th	Total	Rounds Played	Avg Score	Finish	Money
2004	74	70	75	74	293	4	73.25	G1	11,445.00
2008	76	76			152	2	76.00	CUT	0.00
2009	74	69	70	73	286	4	71.50	T14	90,133.33
2010	75	72			147	2	73.50	CUT	0.00
2011	69	72	69	71	281	4	70.25	T13	112,840.00
2012	72	73	77	68	290	4	72.50	T19	72,540.00
2013	73	68	75	70	286	4	71.50	T16	93,000.00
2014	68	70	73	73	284	4	71.00	T28	38,646.67
Totals					2019	28	72.11		\$418,605.00

MALLINGER, JOHN

Year	1st	2nd	3rd	4th	Total	Rounds Played	Avg Score	Finish	Money
2007	75	73			148	2	74.00	CUT	0.00
2008	71	74	74	69	288	4	72.00	T10	120,666.67
2009	75	74			149	2	74.50	CUT	0.00
2010	76	70			146	2	73.00	CUT	0.00
Totals					731	10	73.10		\$120,666.67

MALLON, BOB

Year	1st	2nd	3rd	4th	Total	Rounds Played	Avg Score	Finish	Money
1978	77	77			154	2	77.00	CUT	0.00
Totals					154	2	77.00		\$0.00

MALTBIE, ROGER

Year	1st	2nd	3rd	4th	Total	Rounds Played	Avg Score	Finish	Money
1976	71	71	70	76	288	4	72.00	1	40,000.00
1977	72	75	70	78	295	4	73.75	T29	1,429.00
1978	71	76	80	81	308	4	77.00	T71	750.00
1979	73	92			165	2	82.50	CUT	0.00
1980	76	77			153	2	76.50	CUT	0.00
1981	72	74	75	72	293	4	73.25	T24	3,090.00
1982	68	66	75	74	283	4	70.75	T2	23,100.00
1983	74	74	74	74	296	4	74.00	T52	1,800.00
1984	70	73	73	67	283	4	70.75	T3	26,000.00
1985	72	70	72	75	289	4	72.25	T10	12,856.00
1986	71	75	75	70	291	4	72.75	T61	1,585.00
1987	73	71	71	74	289	4	72.25	T54	2,710.00
1988	73	72	70	75	290	4	72.50	T33	5,862.50
1989	79	73			152	2	76.00	CUT	0.00
1990	77	73	78		228	3	76.00	T43	2,922.00
1991	84	75			159	2	79.50	CUT	0.00
1992	73	72	71	71	287	4	71.75	T65	2,704.00
1993	72	77			149	2	74.50	CUT	0.00
1994	75	77			152	2	76.00	CUT	0.00
1995	71	75			146	2	73.00	CUT	0.00
1996	76	75			151	2	75.50	CUT	0.00
1997	77	73			150	2	75.00	CUT	0.00
1998	76	75			151	2	75.50	CUT	0.00
1999	75	82			157	2	78.50	CUT	0.00
2000	84				84	1	84.00	WD	0.00
2001	72	79			151	2	75.50	CUT	0.00
2002	84	78			162	2	81.00	CUT	0.00
Totals					5802	78	74.38		\$124,808.50

MANN, BOB

Year	1st	2nd	3rd	4th	Total	Rounds Played	Avg Score	Finish	Money
1979	76	76	78	70	300	4	75.00	T30	1,822.00
Totals					300	4	75.00		\$1,822.00

Player Records

MARINO, STEVE

Year	1st	2nd	3rd	4th	Total	Rounds Played	Avg Score	Finish	Money
2007	73	71	66	72	282	4	70.50	T29	41,700.00
2008	76	76			152	2	76.00	CUT	0.00
2009	68	72	73	74	287	4	71.75	T23	55,200.00
2010	68	71	71	72	282	4	70.50	T19	75,300.00
2011	75	71			146	2	73.00	CUT	0.00
2012	74	75			149	2	74.50	CUT	0.00
Totals					1298	18	72.11		\$172,200.00

MARSH, GRAHAM

Year	1st	2nd	3rd	4th	Total	Rounds Played	Avg Score	Finish	Money
1979	75	78	80	71	304	4	76.00	T47	1,151.00
Totals					304	4	76.00		\$1,151.00

MARTI, FRED

Year	1st	2nd	3rd	4th	Total	Rounds Played	Avg Score	Finish	Money
1976	75	73	74	74	296	4	74.00	T18	2,400.00
1977	71	75	77	77	300	4	75.00	T55	840.00
1978	73	77			150	2	75.00	CUT	0.00
1979	77	80	77	73	307	4	76.75	T62	1,037.00
Totals					1053	14	75.21		\$4,277.00

MARTIN, BEN

Year	1st	2nd	3rd	4th	Total	Rounds Played	Avg Score	Finish	Money
2014	72	72	65	78	287	4	71.75	T49	15,148.66
Totals					287	4	71.75		\$15,148.66

MARTIN, DOUG

Year	1st	2nd	3rd	4th	Total	Rounds Played	Avg Score	Finish	Money
1992	77	72			149	2	74.50	CUT	0.00
1994	72	75	75	74	296	4	74.00	T67	3,105.00
1995	71	73	70	68	282	4	70.50	T34	8,967.50
1996	78	73			151	2	75.00	CUT	0.00
1997	71	72	73		216	3	72.00	T46	5,006.50
1998	70	78			148	2	74.00	CUT	0.00
Totals					1242	17	73.06		\$17,079.00

MARUYAMA, SHIGEKI

Year	1st	2nd	3rd	4th	Total	Rounds Played	Avg Score	Finish	Money
1997	74	76			150	2	75.00	WD	0.00
1999	71	80			151	2	75.50	CUT	0.00
2000	73	69	68	70	280	4	70.00	T10	80,000.00
2001	70	75	70	73	288	4	72.00	T37	19,270.00
2002	74	66	67	70	277	4	69.25	T4	169,650.00
2003	69	75	72	73	289	4	72.25	T24	44,000.00
2004	71	71	76	72	290	4	72.50	T46	14,553.00
2005	73	72	72	73	290	4	72.50	T57	12,265.00
2006	73				73	1	73.00	WD	0.00
2007	77	72			149	2	74.50	CUT	0.00
Totals					2237	31	72.16		\$339,738.00

MASSENGALE, RIK

Year	1st	2nd	3rd	4th	Total	Rounds Played	Avg Score	Finish	Money
1977	73	73	75	74	295	4	73.75	T29	1,429.00
1978	80	73			153	2	76.50	CUT	0.00
1979	76	75	76	79	306	4	76.50	61	1,045.00
Totals					754	10	75.40		\$2,474.00

MASSERIO, JIM

Year	1st	2nd	3rd	4th	Total	Rounds Played	Avg Score	Finish	Money
1976	81	70			151	2	75.50	CUT	0.00
1977	77	73	74	77	301	4	75.25	T58	806.00
Totals					452	6	75.33		\$806.00

MAST, DICK

Year	1st	2nd	3rd	4th	Total	Rounds Played	Avg Score	Finish	Money
1986	80	70			150	2	75.00	CUT	0.00
Totals					150	2	75.00		\$0.00

MATHIS, DAVID

Year	1st	2nd	3rd	4th	Total	Rounds Played	Avg Score	Finish	Money
2012	71	71	74	75	291	4	72.75	T25	40,776.92
Totals					291	4	72.75		\$40,776.92

MATSUYAMA, HIDEKI

Year	1st	2nd	3rd	4th	Total	Rounds Played	Avg Score	Finish	Money
2014	70	67	69	69	275	4	68.75	1	1,116,000.00
Totals					275	4	68.75		\$1,116,000.00

MATTESON, TROY

Year	1st	2nd	3rd	4th	Total	Rounds Played	Avg Score	Finish	Money
2008	76	81			157	2	78.50	CUT	0.00
2009	69	73	71	77	290	4	72.50	T36	28,260.00
2010	75	74			149	2	74.50	CUT	0.00
2011	73	69	68	75	285	4	71.25	T30	36,845.71
2012	72	69	76	75	292	4	73.00	T38	24,800.00
Totals					1173	16	73.31		\$89,905.71

MATTIACE, LEN

Year	1st	2nd	3rd	4th	Total	Rounds Played	Avg Score	Finish	Money
1997	74	75			149	2	74.50	CUT	0.00
1998	68	67	73	76	284	4	71.00	T31	12,477.00
1999	70	77	73	74	294	4	73.50	T65	5,329.50
2001	72	67	73	74	286	4	71.50	T24	33,210.00
2002	71	73	71	69	284	4	71.00	T32	22,860.00
2003	70	72	80	75	297	4	74.25	T52	11,725.00
2004	70	73	73	74	290	4	72.50	T46	14,553.00
Totals					1884	26	72.46		\$100,154.50

MAY, BOB

Year	1st	2nd	3rd	4th	Total	Rounds Played	Avg Score	Finish	Money
2001	75	71	76	71	293	4	73.25	T53	9,539.33
Totals					293	4	73.25		\$9,539.33

MAYFAIR, BILLY

Year	1st	2nd	3rd	4th	Total	Rounds Played	Avg Score	Finish	Money
1989	72	74	73	73	292	4	73.00	T34	6,115.71
1990	78	77	71		226	3	75.33	T32	5,533.33
1991	82	69			151	2	75.50	CUT	0.00
1994	69	71	72	79	291	4	72.75	T50	3,652.50
1995	72	74			146	2	73.00	CUT	0.00
1996	75	76			151	2	75.50	CUT	0.00
1997	69	74	68		211	3	70.33	T17	27,550.00
1998	72	73	68	71	284	4	71.00	T31	12,477.00
1999	72	75	72	70	289	4	72.25	T48	6,579.00
2000	75	72	74	75	296	4	74.00	T75	5,828.00
2001	68	74	76	72	290	4	72.50	T43	14,350.00
2002	71	72	72	71	286	4	71.50	T45	13,545.00
2005	72	70	68	76	286	4	71.50	T34	28,380.00
2006	70	72	78	73	293	4	73.25	T46	15,640.00
2007	68	71	71	68	278	4	69.50	T13	120,000.00
2008	77	79			156	2	78.00	CUT	0.00
2009	74	75			149	2	74.50	CUT	0.00
2010	73	73			146	2	73.00	CUT	0.00
2011	78	70			148	2	74.00	CUT	0.00
2012	74	78			152	1	76.00	CUT	0.00
Totals					4521	62	72.92		\$259,650.54

MCCALLISTER, BLAINE

Year	1st	2nd	3rd	4th	Total	Rounds Played	Avg Score	Finish	Money
1987	73	69	68	79	289	4	72.25	T54	2,710.00
1989	79	78			157	2	78.50	CUT	0.00
1992	77	71			148	2	74.00	CUT	0.00
1993	72	75			147	2	73.50	CUT	0.00
Totals					741	10	74.10		\$2,710.00

MCCARRON, SCOTT

Year	1st	2nd	3rd	4th	Total	Rounds Played	Avg Score	Finish	Money
1996	73	73	67	78	291	4	72.75	T56	3,960.00
1997	81	72			153	2	76.50	CUT	0.00
1998	75	74			149	2	74.50	CUT	0.00
1999	77	73			150	2	75.00	CUT	0.00
2001	74	74			148	2	74.00	CUT	0.00
2003	74	73			147	2	73.50	CUT	0.00
2004	72	69	75	69	285	4	71.25	T19	65,887.50
2005	71	72	72	76	291	4	72.75	T61	11,715.00
2009	74	74	82	71	301	4	75.25	T74	11,580.00
2011	73	74			147	2	73.50	CUT	0.00
Totals					2062	28	73.64		\$93,142.50

MCCORD, GARY

Year	1st	2nd	3rd	4th	Total	Rounds Played	Avg Score	Finish	Money
1976	78	82			160	2	80.00	CUT	0.00
1977	71	73	76	76	296	4	74.00	T35	1,111.00
1978	71	76	70	86	303	4	75.75	66	770.00
Totals					759	10	75.90		\$1,881.00

Player Records

MCCULLOUGH, MIKE

Year	1st	2nd	3rd	4th	Total	Rounds Played	Avg Score	Finish	Money
1976	78	80			158	2	79.00	CUT	0.00
1977	74	74	76	77	301	4	75.25	T58	806.00
1978	72	76	74	75	297	4	74.25	T36	1,203.00
1979	70	82	76	72	300	4	75.00	T30	1,822.00
1983	75	78			153	2	76.50	CUT	0.00
Totals					1209	16	75.56		\$3,831.00

MCCUMBER, MARK

Year	1st	2nd	3rd	4th	Total	Rounds Played	Avg Score	Finish	Money
1979	84	83			167	2	83.50	CUT	0.00
1980	71	79	78	73	301	4	75.25	T70	1,512.50
1983	77	74			151	2	75.50	CUT	0.00
1984	73	75	75	64	287	4	71.75	T10	12,500.00
1985	74	75	75	75	299	4	74.75	T54	1,638.75
1986	73	73	69	66	281	4	70.25	T15	10,110.00
1987	71	73	70	72	286	4	71.50	T39	3,980.00
1988	74	73	75	67	289	4	72.25	T28	6,758.00
1989	75	77			152	2	76.00	CUT	0.00
1990	88				88	1	88.00	DQ	0.00
1991	74	73	71	71	289	4	72.25	T38	4,560.00
1992	70	70	75	70	285	4	71.25	T54	2,951.00
1993	73	72	75	71	291	4	72.75	T60	3,066.00
1995	68	73	68	71	280	4	70.00	T21	15,958.75
1996	74	68	72	75	289	4	72.25	T43	5,772.00
Totals					3735	51	73.24		\$68,807.00

MCGEE, JERRY

Year	1st	2nd	3rd	4th	Total	Rounds Played	Avg Score	Finish	Money
1976	71	73	72	74	290	4	72.50	T4	8,800.00
1977	70	68	79	78	295	4	73.75	T29	1,429.00
1978	77	76			153	2	76.50	CUT	0.00
1979	77	78	76	74	305	4	76.25	T54	1,080.00
1980	74	72	76	77	299	4	74.75	T67	1,527.50
1981	76	68	78	73	295	4	73.75	T32	2,450.00
Totals					1637	22	74.41		\$15,286.50

MCGIRT, WILLIAM

Year	1st	2nd	3rd	4th	Total	Rounds Played	Avg Score	Finish	Money
2013	73	73	71	73	290	4	72.50	T37	28,520.00
2014	77	77			154	2	77.00	CUT	0.00
Totals					444	6	74.00		\$28,520.00

MCGOVERN, JIM

Year	1st	2nd	3rd	4th	Total	Rounds Played	Avg Score	Finish	Money
1993	67	71	69	70	277	4	69.25	T4	50,750.00
1994	72	69	74	74	289	4	72.25	T38	6,150.00
1995	65	73	73	72	283	4	70.75	T38	6,630.00
1996	76	70	72	73	291	4	72.75	T56	3,960.00
Totals					1140	16	71.25		\$67,490.00

MCGOWAN, PAT

Year	1st	2nd	3rd	4th	Total	Rounds Played	Avg Score	Finish	Money
1979	79	77	78	77	311	4	77.75	T1	1,000.00
1985	76	71	69	76	292	4	73.00	T24	4,785.72
1986	67	71	75	75	288	4	72.00	T47	1,858.00
1987	71	72	76	77	296	4	74.00	T72	2,500.00
Totals					1187	16	74.19		\$10,143.72

MCILROY, RORY

Year	1st	2nd	3rd	4th	Total	Rounds Played	Avg Score	Finish	Money
2010	72	68	68	71	279	4	69.75	T10	156,000.00
2011	66	72	71	68	277	4	69.25	5	248,000.00
2012	71	79			150	2	75.00	CUT	0.00
2013	78	69	75	72	294	4	73.50	T57	13,702.00
2014	63	78	69	72	282	4	70.50	T15	102,300.00
Totals					1282	18	71.22		\$520,002.00

MCLACHLIN, PARKER

Year	1st	2nd	3rd	4th	Total	Rounds Played	Avg Score	Finish	Money
2008	73	77	76	82	308	4	77.00	T5	11,400.00
2009	81	78			159	2	79.50	CUT	0.00
Totals					467	6	77.83		\$11,400.00

MCLENDON, MAC

Year	1st	2nd	3rd	4th	Total	Rounds Played	Avg Score	Finish	Money
1976	80	79			159	2	79.50	CUT	0.00
1977	75	75	75	70	295	4	73.75	T29	1,429.00
1978	74	74	75	73	296	4	74.00	T30	1,518.00
1979	71	81	81	75	308	4	77.00	T64	1,025.00
Totals					1058	14	75.57		\$3,972.00

MCNEILL, GEORGE

Year	1st	2nd	3rd	4th	Total	Rounds Played	Avg Score	Finish	Money
2007	74	75			149	2	74.50	CUT	0.00
2008	73	73	75	71	292	4	73.00	T30	34,133.34
2009	76	69	75	76	296	4	74.00	T63	12,660.00
2010	74	72			146	2	73.00	CUT	0.00
2012	72	76			148	2	74.00	CUT	0.00
2013	74	71	71	75	291	4	72.75	T41	20,556.45
2014	73	76			149	2	74.50	CUT	0.00
Totals					1471	20	73.55		\$67,349.79

MCNICKLE, ARTIE

Year	1st	2nd	3rd	4th	Total	Rounds Played	Avg Score	Finish	Money
1979	76	82			158	2	79.00	CUT	0.00
Totals					158	2	79.00		\$0.00

MCNULTY, MARK

Year	1st	2nd	3rd	4th	Total	Rounds Played	Avg Score	Finish	Money
1982	73	74	73	71	291	4	72.75	T40	2,000.00
1985	74	73	77	84	308	4	77.00	T1	1,500.00
1995	73	77			150	2	79.50	CUT	0.00
Totals					758	10	75.80		\$3,500.00

MCROY, SPIKE

Year	1st	2nd	3rd	4th	Total	Rounds Played	Avg Score	Finish	Money
2003	68	68	84	71	291	4	72.75	T29	32,500.00
Totals					291	4	72.75		\$32,500.00

MEDIATE, ROCCO

Year	1st	2nd	3rd	4th	Total	Rounds Played	Avg Score	Finish	Money
1987	74	73			147	2	73.50	CUT	0.00
1988	69	75	73	76	293	4	73.25	T48	2,977.00
1989	76	72	79	72	299	4	74.75	G3	3,620.00
1990	82	84			166	2	83.00	CUT	0.00
1991	75	74			149	2	74.50	CUT	0.00
1992	72	70	68	74	284	4	71.00	T48	3,267.33
1993	69	71	73	72	285	4	71.25	T30	8,890.00
1996	73	71	70	71	285	4	71.25	T21	18,720.00
1997	74	72	68		214	3	71.33	T32	10,513.33
1999	73	76			149	2	74.50	CUT	0.00
2000	73	71	68	70	282	4	70.50	T13	58,125.00
2002	70	73	68	70	281	4	70.25	T19	58,500.00
2003	73				1	1	73.00	W/D	0.00
2004	71	73	73	75	292	4	73.00	T55	11,812.50
2007	69	73	72	65	279	4	69.75	T15	93,000.00
2008	70	73	74	69	286	4	71.50	T6	201,000.00
2009	73	70	81	78	302	4	75.50	T76	11,340.00
2011	68	76	72	73	289	4	72.25	T51	14,284.80
Totals					4282	60	71.37		\$496,049.96

MEEKS, ERIC

Year	1st	2nd	3rd	4th	Total	Rounds Played	Avg Score	Finish	Money
1989	84	82			166	2	83.00	CUT	(A)
Totals					166	2	83.00		(A)

MELNYK, STEVE

Year	1st	2nd	3rd	4th	Total	Rounds Played	Avg Score	Finish	Money
1976	78	85			163	2	81.50	CUT	0.00
1977					0	0	0.00	WD	0.00
1978	71	75	73	75	294	4	73.50	T20	2,650.00
1979	80	80			160	2	80.00	CUT	0.00
1982	69	74	71	77	291	4	72.75	T40	2,000.00
1983	71	72	72	78	293	4	73.25	T41	2,108.34
Totals					1201	16	75.06		\$6,758.34

MEMENNE, BOB

Year	1st	2nd	3rd	4th	Total	Rounds Played	Avg Score	Finish	Money
1976	72	80	76	77	305	4	76.25	T52	470.00
1977	78	79			157	2	78.50	CUT	0.00
Totals					462	6	77.00		\$470.00

MERRICK, JOHN

Year	1st	2nd	3rd	4th	Total	Rounds Played	Avg Score	Finish	Money
2008	80	77			157	2	78.50	CUT	0.00
2010	73	72	73	74	292	4	73.00	T64	12,660.00
Totals					449	6	74.83		\$12,660.00

MERRITT, TROY

Year	1st	2nd	3rd	4th	Total	Rounds Played	Avg Score	Finish	Money
2010	74	72			146	2	73.00	CUT	0.00
Totals					146	2	73.00		\$0.00

Player Records

MESHIAI, HAJIME

Year	1st	2nd	3rd	4th	Total	Rounds Played	Avg Score	Finish	Money
1994	73	74	71	69	287	4	71.75	T30	9,315.00
1998	81	74			155	2	77.50	CUT	0.00
Totals					442	6	73.67		\$9,315.00

MEYER, DENNIS

Year	1st	2nd	3rd	4th	Total	Rounds Played	Avg Score	Finish	Money
1976	75	76	75	76	302	4	75.50	T38	780.00
Totals					302	4	75.50		\$780.00

MICHEEL, SHAUN

Year	1st	2nd	3rd	4th	Total	Rounds Played	Avg Score	Finish	Money
2004	73	73	80	72	298	4	74.50	T69	10,552.50
2005	74	73			147	2	73.50	CUT	0.00
2006	71	69	75	75	290	4	72.50	T34	30,331.25
2007	74	69	77	73	293	4	73.25	T68	12,240.00
2008	71	77	78	79	305	4	76.25	T69	12,000.00
2009	73	78			151	2	75.50	CUT	0.00
2011	69	73	67	75	284	4	71.00	T22	54,405.00
Totals					1768	24	73.67		\$119,528.75

MICKELSON, PHIL

Year	1st	2nd	3rd	4th	Total	Rounds Played	Avg Score	Finish	Money
1991	75	71	77	73	296	4	74.00	T66	(A)
1993	73	70	72	68	283	4	70.75	T22	14,560.00
1995	70	73	71	73	287	4	71.75	T59	3,740.00
1996	73	74	76	72	295	4	73.75	T71	3,546.00
1998	70	78			148	2	74.00	CUT	0.00
1999	69	73	69	71	282	4	70.50	T11	58,650.00
2002	73	66	70	69	278	4	69.50	T9	117,000.00
2006	69	70	70	70	279	4	69.75	T4	237,666.66
2007					0	0	0.00	WD	0.00
2008	72	75	70	73	290	4	72.50	T20	65,000.00
2010	67	71	70	69	277	4	69.25	T5	219,000.00
2011	72	70	72	67	281	4	70.25	T13	112,840.00
2012	79				79	1	79.00	WD	0.00
2014	72	70	72	73	287	4	71.75	T49	15,148.67
Totals					3362	47	71.53		\$847,151.33

MILLER, ALLEN

Year	1st	2nd	3rd	4th	Total	Rounds Played	Avg Score	Finish	Money
1976	73	76	78	79	306	4	76.50	T55	430.00
Totals					306	4	76.50		\$430.00

MILLER, ANDY

Year	1st	2nd	3rd	4th	Total	Rounds Played	Avg Score	Finish	Money
2003	74	74			148	2	74.00	CUT	0.00
Totals					148	2	74.00		\$0.00

MILLER, JOHNNY

Year	1st	2nd	3rd	4th	Total	Rounds Played	Avg Score	Finish	Money
1976	72	74	79	71	296	4	74.00	T18	2,400.00
1977	74	72	77	76	299	4	74.75	T48	890.00
1982	70	72	71	75	288	4	72.00	T22	3,404.00
1983	71	73	76	73	293	4	73.25	T41	2,108.33
1984	73	73	75	73	294	4	73.50	T36	2,753.43
1985	76	74	73	74	297	4	74.25	T45	2,014.00
1986	70	69	69	68	276	4	69.00	T3	32,225.00
1987	73	70	71	71	285	4	71.25	T35	4,863.75
1988	74	74	78	75	301	4	75.25	T70	2,500.00
1989	73	72	77	69	291	4	72.75	T30	7,367.50
Totals					2920	40	73.00		\$60,526.01

MILLER, LINDY

Year	1st	2nd	3rd	4th	Total	Rounds Played	Avg Score	Finish	Money
1979	75	78	79	78	310	4	77.50	T68	1,005.00
Totals					310	4	77.50		\$1,005.00

MILLER, ZACH

Year	1st	2nd	3rd	4th	Total	Rounds Played	Avg Score	Finish	Money
2011	72	73	70	70	285	4	71.25	T30	36,845.71
Totals					285	4	71.25		\$36,845.71

MILLS, JON

Year	1st	2nd	3rd	4th	Total	Rounds Played	Avg Score	Finish	Money
2008	73	76	74	68	291	4	72.75	T26	45,300.00
Totals					291	4	72.75		\$45,300.00

MITCHELL, BOBBY

Year	1st	2nd	3rd	4th	Total	Rounds Played	Avg Score	Finish	Money
1976	77	79	79	80	315	4	78.75	T69	310.00
Totals					315	4	78.75		\$310.00

MITCHELL, JEFF

Year	1st	2nd	3rd	4th	Total	Rounds Played	Avg Score	Finish	Money
1978	73	76	75	75	299	4	74.75	T46	910.00
1980	76	75			151	2	75.50	CUT	0.00
1981	71	76	71	78	296	4	74.00	T35	2,250.00
1982	79	74			153	2	76.50	CUT	0.00
Totals					899	12	74.92		\$3,160.00

MIYASE, HIROFUMI

Year	1st	2nd	3rd	4th	Total	Rounds Played	Avg Score	Finish	Money
2004	73	75	77	78	303	4	75.75	T5	9,975.00
Totals					303	4	75.75		\$9,975.00

MIZE, LARRY

Year	1st	2nd	3rd	4th	Total	Rounds Played	Avg Score	Finish	Money
1983	77	75			152	2	76.00	CUT	0.00
1984	72	73	71	70	286	4	71.50	T8	15,000.00
1985	79	76			155	2	77.50	CUT	0.00
1986	69	68	73	74	284	4	71.00	T26	4,666.67
1987	68	72	69	70	279	4	69.75	T14	14,950.00
1988	71	74	70	73	288	4	72.00	T22	8,978.33
1989	72	74	73	69	288	4	72.00	T16	15,056.00
1990	81	70	71		222	3	74.00	T16	14,500.00
1991	72	69	73	67	281	4	70.25	T8	30,000.00
1992	73	66	69	68	276	4	69.00	T7	37,830.00
1993	72	74			146	2	73.00	CUT	0.00
1994	74	67	71	72	284	4	71.00	T19	18,180.00
1995	72	72	73	69	286	4	71.50	T53	3,898.67
1996	68	70	75	70	283	4	70.75	T14	31,500.00
1997	78	71			149	2	74.50	CUT	0.00
1998	72	70	66	75	283	4	70.75	T28	15,620.00
1999	71	68	76	69	284	4	71.00	T19	30,906.00
2000	74	71	67	73	285	4	71.25	T25	22,669.00
2008	77	88			165	2	82.50	CUT	0.00
Totals					4676	65	71.94		\$263,754.67

MIZUMAKI, YOSHINORI

Year	1st	2nd	3rd	4th	Total	Rounds Played	Avg Score	Finish	Money
1994	72	73	69	70	284	4	71.00	T19	18,180.00
Totals					284	4	71.00		\$18,180.00

MOLDER, BRYCE

Year	1st	2nd	3rd	4th	Total	Rounds Played	Avg Score	Finish	Money
2002	77	74			151	2	75.50	CUT	0.00
2010	74	71	71	68	284	4	71.00	T23	53,400.00
2011	68	73	76	68	285	4	71.25	T30	36,845.72
2012	75	83			158	2	79.00	CUT	0.00
2013	72	79			151	2	75.50	CUT	0.00
2014	74	71			145	2	72.50	CUT	0.00
Totals					1174	16	73.38		\$90,245.72

MOLINA, FLORENTINO

Year	1st	2nd	3rd	4th	Total	Rounds Played	Avg Score	Finish	Money
1978	74	76			150	2	75.00	CUT	0.00
Totals					150	2	75.00		\$0.00

MOLINARI, EDOARDO

Year	1st	2nd	3rd	4th	Total	Rounds Played	Avg Score	Finish	Money
2006	77	77			154	2	77.00	CUT	(A)
2011	72	69	76	75	292	4	73.00	T63	12,896.00
Totals					446	6	74.33		\$12,896.00

MOODY, ORVILLE

Year	1st	2nd	3rd	4th	Total	Rounds Played	Avg Score	Finish	Money
1977	76	76	74	74	300	4	75.00	T55	840.00
1978	75	76			151	2	75.50	CUT	0.00
1979	75	79	76	72	302	4	75.50	T39	1,390.00
Totals					753	10	75.30		\$2,230.00

MOORE, OSSIE

Year	1st	2nd	3rd	4th	Total	Rounds Played	Avg Score	Finish	Money
1986	78	72			150	2	75.00	CUT	0.00
1987	72	73	76	76	297	4	74.25	T74	2,500.00
Totals					447	6	74.50		\$2,500.00

Player Records

MOORE, RYAN

Year	1st	2nd	3rd	4th	Total	Rounds Played	Avg Score	Finish	Money
2006	71	71	74	73	289	4	72.25	T31	35,650.00
2007	66	69	71	66	272	4	68.00	2	648,000.00
2008	73	71	75	69	288	4	72.00	T10	120,666.67
2009	75	80			155	2	77.50	CUT	0.00
2010	70	69	70	68	277	4	69.25	T5	219,000.00
2011	69	70	75	70	284	4	71.00	T22	54,405.00
2012	70	73	71	78	292	4	73.00	T38	24,800.00
2013	70	72	73	70	285	4	71.25	T13	119,866.67
2014	68	70	72	73	283	4	70.75	T19	65,237.78
Totals					2425	34	71.32		\$1,287,626.12

MORGAN, GIL

Year	1st	2nd	3rd	4th	Total	Rounds Played	Avg Score	Finish	Money
1976	76	71	74	79	300	4	75.00	T32	1,183.00
1977	76	75	68	80	299	4	74.75	T48	890.00
1978	74	67	76	74	291	4	72.75	9	6,750.00
1979	80	76	75	72	303	4	75.75	T42	1,270.00
1980	71	72	68	78	289	4	72.25	T26	2,380.00
1981	72	72	78	77	299	4	74.75	T54	1,710.00
1982	72	70	67	74	283	4	70.75	T2	23,100.00
1983	72	75	75	75	297	4	74.25	T58	1,707.50
1984	67	73	74	71	285	4	71.25	T6	17,375.00
1985	70	72	75	71	288	4	72.00	T8	16,665.00
1986	70	74	70	71	285	4	71.25	T29	3,628.00
1988	76	73	73	72	294	4	73.50	T53	2,784.00
1989	78	74			152	2	76.00	CUT	0.00
1990	79	72	69		220	3	73.33	T9	26,000.00
1991	73	73	73	72	291	4	72.75	T54	2,748.00
1992	72	70	69	75	286	4	71.50	T60	2,808.00
1993	72	73	75	75	295	4	73.75	T66	2,884.00
1995	70	70	73	69	282	4	70.50	T34	8,967.50
1996	74	75			149	2	74.50	CUT	0.00
Totals					5188	71	73.07		\$122,850.00

MORLEY, MIKE

Year	1st	2nd	3rd	4th	Total	Rounds Played	Avg Score	Finish	Money
1976	76	78	76	76	306	4	76.50	T55	430.00
1977	74	72	83	74	303	4	75.75	T66	767.00
1978	70	74	76	76	296	4	74.00	T30	1,518.00
1979	78	79	80	75	312	4	78.00	T72	1,000.00
Totals					1217	16	76.06		\$3,715.00

MOSELEY, JARROD

Year	1st	2nd	3rd	4th	Total	Rounds Played	Avg Score	Finish	Money
1999	73	74	73	73	293	4	73.25	T59	5,533.83
Totals					293	4	73.25		\$5,533.83

MORSE, JOHN

Year	1st	2nd	3rd	4th	Total	Rounds Played	Avg Score	Finish	Money
1991	76	77			153	2	76.50	CUT	0.00
1994	78	72			150	2	75.00	CUT	0.00
1996	75	69	74	76	294	4	73.50	T69	3,618.00
1997	74	74			148	2	74.00	CUT	0.00
Totals					745	10	74.50		\$3,618.00

MUDD, JODIE

Year	1st	2nd	3rd	4th	Total	Rounds Played	Avg Score	Finish	Money
1982	73	79			152	2	76.00	CUT	0.00
1986	72	73			145	2	72.50	WD	0.00
1987	69	74	73	71	287	4	71.75	T46	3,021.42
1988	85				85	1	85.00	WD	0.00
1989	79	75			154	2	77.00	CUT	0.00
1991	72	77			149	2	74.50	CUT	0.00
1992	79				79	1	79.00	WD	0.00
Totals					1051	14	75.07		\$3,021.42

MULROY, GARTH

Year	1st	2nd	3rd	4th	Total	Rounds Played	Avg Score	Finish	Money
2012	77	76			153	2	76.50	CUT	0.00
Totals					153	2	76.50		\$0.00

MUNTZ, ROLF

Year	1st	2nd	3rd	4th	Total	Rounds Played	Avg Score	Finish	Money
1991	84	77			161	2	80.50	CUT	0.00
Totals					161	2	80.50		\$0.00

MURAKAMI, TAKASHI

Year	1st	2nd	3rd	4th	Total	Rounds Played	Avg Score	Finish	Money
1976	76	75	76	72	299	4	74.75	T26	1,450.00
1978	78	77			155	2	77.50	CUT	0.00
Totals					454	6	75.67		\$1,450.00

MURPHY, BOB

Year	1st	2nd	3rd	4th	Total	Rounds Played	Avg Score	Finish	Money
1976	76	76	70	77	299	4	74.75	T26	1,450.00
1977	72	72	73	72	289	4	72.25	T7	6,375.00
1979	76	77	74	78	305	4	76.25	T54	1,080.00
1980	70	71	75	69	285	4	71.25	T8	7,800.00
1981	74	69	71	76	290	4	72.50	T14	6,475.00
1982	73	76	74	73	296	4	74.00	T62	1,565.00
1983	78	71	69	68	286	4	71.50	T9	10,000.00
1984	67	73	76	71	287	4	71.75	T10	12,500.00
1985	70	72	76	72	290	4	72.50	T15	9,833.33
1986	72	73	71	69	285	4	71.25	T29	3,628.00
1987	74	72	73	76	295	4	73.75	T69	2,505.00
1988	75	75			150	2	75.00	CUT	0.00
Totals					3357	46	72.98		\$63,211.33

NA, KEVIN

Year	1st	2nd	3rd	4th	Total	Rounds Played	Avg Score	Finish	Money
2005	73	69	74	72	288	4	72.00	T45	15,415.72
2008	75	72	73	82	302	4	75.50	T66	12,480.00
2009	71	72	73	73	289	4	72.25	T34	33,150.00
2012	76	75			151	2	75.50	CUT	0.00
2014	72	69	70	64	275	4	68.75	2	669,600.00
Totals					1305	18	72.50		\$730,645.72

NAKAJIMA, TOMMY

Year	1st	2nd	3rd	4th	Total	Rounds Played	Avg Score	Finish	Money
1983	74	71	70	76	291	4	72.75	T33	2,610.00
1985	74	74	73	78	299	4	74.75	T54	1,638.75
1988	74	77			151	2	75.50	CUT	0.00
1992	73	68	76	68	285	4	71.25	T54	2,951.00
1993	70	73	74	72	289	4	72.25	T50	3,328.00
Totals					1315	18	73.06		\$10,527.75

NELFORD, JIM

Year	1st	2nd	3rd	4th	Total	Rounds Played	Avg Score	Finish	Money
1978	74	76			150	2	75.00	CUT	0.00
1979	73	78	75	72	298	4	74.50	T22	2,880.00
1980	72	71	69	78	290	4	72.50	T29	1,964.17
1983	69	72	73	72	286	4	71.50	T9	10,000.00
1984	72	78	75	71	296	4	74.00	T46	1,886.00
1985	74	74	76	71	295	4	73.75	T38	2,890.00
1988	83	78			161	2	80.50	CUT	0.00
Totals					1776	24	74.00		\$19,620.17

NELSON, LARRY

Year	1st	2nd	3rd	4th	Total	Rounds Played	Avg Score	Finish	Money
1976	73	75	77	72	297	4	74.25	T23	1,880.00
1977	75	78	76	75	304	4	76.00	T68	757.00
1978	77	71	71	75	294	4	73.50	T20	2,650.00
1979	77	79	74	74	304	4	76.00	T47	1,151.00
1981	71	75	73	79	298	4	74.50	T46	1,830.00
1982					0	0	0.00	WD	0.00
1983	74	77			151	2	75.50	CUT	0.00
1984	68	73	75	70	286	4	71.50	T8	15,000.00
1985	76	74	70	83	303	4	75.75	T68	1,515.00
1986	71	76			147	2	73.50	CUT	0.00
1987	69	69	70	69	277	4	69.25	T6	26,038.33
1988	73	69	72	74	288	4	72.00	T22	8,978.33
1989	72	72	72	69	285	4	71.25	T8	26,610.00
1990	82				82	1	82.00	WD	0.00
1991	72	71	76	72	291	4	72.75	T54	2,748.00
1992	71	73	73	71	288	4	72.00	T68	2,626.00
1993	71	74	72	74	291	4	72.75	T60	3,066.00
1994	72	74	69	72	287	4	71.75	T30	9,315.00
1995	74	77			151	2	75.50	CUT	0.00
1996	72	70	75	71	288	4	72.00	T39	7,560.00
Totals					4912	67	73.31		\$111,724.66

NEWQUIST, DAVE

Year	1st	2nd	3rd	4th	Total	Rounds Played	Avg Score	Finish	Money
1976	82	77			159	2	79.50	CUT	0.00
Totals					159	2	79.50		\$0.00

NEWTON, JACK

Year	1st	2nd	3rd	4th	Total	Rounds Played	Avg Score	Finish	Money
1979	77	85			162	2	81.00	CUT	0.00
1980	75	75	73	69	292	4	73.00	T45	1,720.00
1981	73	74	77	77	301	4	75.25	T60	1,610.00
Totals					755	10	75.50		\$3,330.00

Player Records

NICHOLS, BOBBY

Year	1st	2nd	3rd	4th	Total	Rounds Played	Avg Score	Finish	Money
1976	76	76	78	75	305	4	76.25	T52	470.00
1977	80	78			158	2	79.00	CUT	0.00
1978	75	76			151	2	75.50	CUT	0.00
Totals					614	8	76.75		\$470.00

NICKLAUS, GARY

Year	1st	2nd	3rd	4th	Total	Rounds Played	Avg Score	Finish	Money
2000	72	68	74	71	285	4	71.25	T25	22,669.00
2001	72	72	70	70	284	4	71.00	T15	65,600.00
2002	78	73			151	2	75.50	CUT	0.00
2003	69	75	77	74	295	4	73.75	T49	12,800.00
Totals					1015	14	72.50		\$101,069.00

NICKLAUS, JACK

Year	1st	2nd	3rd	4th	Total	Rounds Played	Avg Score	Finish	Money
1976	71	75	73	73	292	4	73.00	T8	5,650.00
1977	72	68	70	71	281	4	70.25	1	45,000.00
1978	67	76	71	74	288	4	72.00	T4	10,333.00
1979	73	73	74	79	299	4	74.75	T27	2,220.00
1980	71	73	71	73	288	4	72.00	T20	3,250.00
1981	72	71	74	72	289	4	72.25	T12	7,700.00
1982	74	68	72	72	286	4	71.50	T11	7,420.00
1983	76	72	70	73	291	4	72.75	T33	2,610.00
1984	69	70	71	70	280	4	70.00	1	90,000.00
1985	71	76	74	78	299	4	74.75	T54	1,638.75
1986	66	70	72	69	277	4	69.25	T5	21,110.00
1987	73	73	72	75	293	4	73.25	T66	2,552.50
1988	74	76			150	2	75.00	CUT	0.00
1989	72	78	77	75	302	4	75.50	67	3,550.00
1990	78	73	73		224	3	74.67	T26	7,550.00
1991	71	68	69	74	282	4	70.50	T15	20,400.00
1992	74	69	70	71	284	4	71.00	T48	3,267.33
1993	70	75	81	72	298	4	74.50	T2	2,744.00
1994	75	77			152	2	76.00	CUT	0.00
1995	78	75			153	2	76.50	CUT	0.00
1996	77	75			152	2	76.00	CUT	0.00
1997	69	70	69		208	3	69.33	T8	57,000.00
1998	74	77			151	2	75.50	CUT	0.00
1999	74	74	76	73	297	4	74.25	T70	5,074.50
2000	75	73	72	73	293	4	73.25	T63	6,572.00
2001	75	73			148	2	74.00	CUT	0.00
2002	71	74	71	79	295	4	73.75	T1	8,910.00
2003	76	72			148	2	74.00	CUT	0.00
2004	74	73	77	71	295	4	73.75	T63	11,130.00
2005	75	77			152	2	76.00	CUT	0.00
Totals					7447	102	73.01		\$325,682.08

NICOLETTE, MIKE

Year	1st	2nd	3rd	4th	Total	Rounds Played	Avg Score	Finish	Money
1983	72	75	69	73	289	4	72.25	T25	3,540.00
1984	69	75	76	70	290	4	72.50	T22	5,141.67
1985	79	80			159	2	79.50	CUT	0.00
Totals					738	10	73.80		\$8,681.67

NITTIES, JAMES

Year	1st	2nd	3rd	4th	Total	Rounds Played	Avg Score	Finish	Money
2009	73	78			151	2	75.50	CUT	0.00
2010	74	78			152	2	76.00	CUT	0.00
Totals					303	4	75.75		\$0.00

NOBILO, FRANK

Year	1st	2nd	3rd	4th	Total	Rounds Played	Avg Score	Finish	Money
1997	71	67	68		206	3	68.67	7	63,650.00
1998	71	72	69	69	281	4	70.25	T16	30,863.00
1999	67	75	73	71	286	4	71.50	T31	15,459.25
2000	74	71	73	71	289	4	72.25	T45	8,866.00
2001	73	72	77	72	294	4	73.50	T56	9,225.00
Totals					1356	19	71.37		\$128,063.25

NORMAN, GREG

Year	1st	2nd	3rd	4th	Total	Rounds Played	Avg Score	Finish	Money
1977	78				156	2	78.00	CUT	0.00
1984	72	77	76	73	298	4	74.50	T56	1,625.00
1985	75	76			151	2	75.50	CUT	0.00
1986	73	67	71	68	279	4	69.75	T10	13,335.00
1987	70	72	69	72	283	4	70.75	T27	6,700.00
1988	71	74	67	71	283	4	70.75	T6	26,880.83
1989	75	68	73	71	287	4	71.75	T12	19,722.50
1990	73	74	69		216	3	72.00	1	180,000.00
1991	71	75	69	71	286	4	71.50	T27	9,060.00
1992	69	73	67	72	281	4	70.25	T26	8,847.22
1993	68	68	74	67	277	4	69.25	T4	50,750.00
1994	70	69	70	64	273	4	68.25	2	162,000.00
1995	66	70	67	66	269	4	67.25	1	306,000.00
1996	73	76			149	2	74.50	CUT	0.00
1997	71	69	64		204	3	68.00	T2	167,200.00
1999	76	71	75	74	296	4	74.00	WD	5,151.00
2000	70	71	76		217	3	72.33	69	0.00
2001	82	73			155	2	77.50	CUT	0.00
Totals					4360	61	71.48		\$957,271.55

NORRIS, TIM

Year	1st	2nd	3rd	4th	Total	Rounds Played	Avg Score	Finish	Money
1983	74	69	70	77	290	4	72.50	T48	2,992.00
1984	71	79	74	72	296	4	74.00	T46	1,886.00
1985	73	74	75	75	297	4	74.25	T45	2,014.00
Totals					883	12	73.58		\$6,892.00

NORTH, ANDY

Year	1st	2nd	3rd	4th	Total	Rounds Played	Avg Score	Finish	Money
1976	77	77	75	69	298	4	74.50	T24	1,710.00
1977	73	74	77	75	299	4	74.75	T48	890.00
1978	70	76	76	76	298	4	74.50	T40	993.00
1979	79	76	76	78	309	4	77.25	67	1,015.00
1980	76	72	74	69	291	4	72.75	T41	1,760.00
1981	72	77	78	71	298	4	74.50	T46	1,830.00
1982	79	75			154	2	77.00	CUT	0.00
1983	75	74	71	73	293	4	73.25	T41	2,108.33
1984	71	78	78	72	299	4	74.75	T60	1,590.00
1985	72	72	72	75	291	4	72.75	T18	7,390.00
1986	72	70	70	73	285	4	71.25	T29	3,628.00
1987	75	73			148	2	74.00	CUT	0.00
1988	79	85			164	2	82.00	CUT	0.00
1989	79	80			159	2	79.50	CUT	0.00
1990	75	75	76		226	3	75.33	T32	5,533.34
1991	76				160	2	80.00	CUT	0.00
1992	78	74			152	2	76.00	CUT	0.00
1994	76	71	72	76	295	4	73.75	T64	3,165.00
1995	77	77			154	2	77.00	CUT	0.00
Totals					4573	61	74.97		\$31,612.67

OBERHOLSER, ARRON

Year	1st	2nd	3rd	4th	Total	Rounds Played	Avg Score	Finish	Money
2004	69	74	72	77	292	4	73.00	T55	11,812.50
2005	77	75			152	2	76.00	CUT	0.00
2008	77	71	73	74	295	4	73.75	T46	16,045.71
Totals					739	10	73.90		\$27,858.21

O'GRADY, MAC

Year	1st	2nd	3rd	4th	Total	Rounds Played	Avg Score	Finish	Money
1985	77	73	71	78	299	4	74.75	T54	1,638.75
1986	68	77	70	71	286	4	71.50	T39	2,668.00
1987	70	70	70	71	281	4	70.25	T21	9,660.00
1988	77	79			156	2	78.00	CUT	0.00
Totals					1022	14	73.00		\$13,966.75

O'HAIR, SEAN

Year	1st	2nd	3rd	4th	Total	Rounds Played	Avg Score	Finish	Money
2005	69	73	69	77	288	4	72.00	T45	15,415.71
2006	67	70	74	72	283	4	70.75	T12	126,500.00
2007	65	70	69	70	274	4	68.50	T5	210,750.00
2008	75	75	69	74	293	4	73.25	T39	24,000.00
2009	76				76	1	76.00	WD	0.00
2010	68	71	68	73	280	4	70.00	T12	117,600.00
2011	76	70			146	2	73.00	CUT	0.00
2014	75	74			149	2	74.50	CUT	0.00
Totals					1789	25	71.56		\$494,265.71

Player Records

O'HERN, NICK

Year	1st	2nd	3rd	4th	Total	Rounds Played	Avg Score	Finish	Money
2005	67	70	70	70	277	4	69.25	T6	191,125.00
2007	65	74	69	73	281	4	70.25	T23	51,900.00
2008	70	70	72	76	288	4	72.00	T10	120,666.66
2009	73	73	76	74	296	4	74.00	T63	12,660.00
2011	73	72	70	74	289	4	72.25	T51	14,284.80
2012	74	73	74	71	292	4	73.00	T38	24,800.00
Totals					1723	24	71.79		\$415,436.46

OLESEN, THORBJORN

Year	1st	2nd	3rd	4th	Total	Rounds Played	Avg Score	Finish	Money
2014	71	67	74	68	280	4	70.00	T8	167,400.00
Totals					280	4	70.00		\$167,400.00

O'MALLEY, PETER

Year	1st	2nd	3rd	4th	Total	Rounds Played	Avg Score	Finish	Money
1993	80	70			150	2	75.00	CUT	0.00
1996	73	74	70	73	290	4	72.50	T49	4,361.15
2003	72	71	76	80	299	4	74.75	T58	11,050.00
Totals					739	10	73.90		\$15,411.15

O'MEARA, MARK

Year						Rounds	Avg	Finish	Money
	1st	2nd	3rd	4th	Total	Played	Score		
1980	75	72	72	76	295	4	73.75	T53	(A)
1981	74	78	74	76	302	4	75.50	T62	1,580.00
1982	77	74			151	2	75.50	CUT	0.00
1984	77	75			152	2	76.00	CUT	0.00
1985	70	74	70	75	289	4	72.25	T10	12,856.00
1986	68	75	67	66	276	4	69.00	T3	32,225.00
1987	78	72			150	2	75.00	CUT	0.00
1988	72	70	80	72	294	4	73.50	T53	2,784.00
1989	75	68	72	69	284	4	71.00	T6	32,610.00
1990	78	77	77		232	3	77.33	T68	2,010.00
1992	74	72			146	2	73.00	CUT	0.00
1993	70	71	77	77	295	4	73.75	T66	2,884.00
1994	75	69	74	74	292	4	73.00	T54	3,435.00
1995	66	71	72	74	283	4	70.75	T38	6,630.00
1996	71	72	68	67	278	4	69.50	T3	104,400.00
1997	70	70	74		214	3	71.33	T32	10,513.34
1999	70	71	76	76	293	4	73.25	T59	5,533.83
2000	73	69	73	75	290	4	72.50	T51	7,295.00
2001	74	77			151	2	75.50	CUT	0.00
2002	76	68	71	73	288	4	72.00	T56	10,125.00
2003	76	69	72	77	294	4	73.50	T45	15,050.00
2004	71	82			153	2	76.50	CUT	0.00
2005	70	70	73	79	292	4	73.00	T67	11,055.00
2006	74	83			157	2	78.50	CUT	0.00
Totals					5851	80	73.14		\$260,986.17

OGILVIE, JOE

Year	1st	2nd	3rd	4th	Total	Rounds Played	Avg Score	Finish	Money
2004	74	77			151	2	75.50	CUT	0.00
2005	67	74	77	73	291	4	72.75	T61	11,715.00
2006	76	82			158	2	79.00	CUT	0.00
2008	69	75	71	73	288	4	72.00	T10	120,666.67
2010	73	76			149	2	74.50	CUT	0.00
Totals					1037	14	74.07		\$132,381.67

OGILVY, GEOFF

Year	1st	2nd	3rd	4th	Total	Rounds Played	Avg Score	Finish	Money
2001	76	75			151	2	75.50	CUT	0.00
2002	75	70	72	73	290	4	72.50	T65	9,315.00
2003	78	72			150	2	75.00	CUT	0.00
2004	74	68	71	74	287	4	71.75	T24	39,725.00
2005	70	71	66	75	282	4	70.50	T17	79,750.00
2006	70	72	74	73	289	4	72.25	T31	35,650.00
2007	70	67	69	70	276	4	69.00	T9	168,000.00
2008	69	71	73	74	287	4	71.75	9	174,000.00
2009	72	74	63	75	284	4	71.00	T10	150,000.00
2010	65	77	69	76	287	4	71.75	T41	21,600.00
2012	71	74	79	73	297	4	74.25	T58	13,702.00
2013	77	76			153	2	76.50	CUT	0.00
Totals					3033	42	72.21		\$691,742.00

OGLE, BRETT

Year	1st	2nd	3rd	4th	Total	Rounds Played	Avg Score	Finish	Money
1993	77				77	1	77.00	WD	0.00
1994	74	79			153	2	76.50	CUT	0.00
1995	70	71	66	73	280	4	70.00	T21	15,958.75
1996	73	70	71	73	287	4	71.75	T30	10,240.00
Totals					797	11	72.45		\$26,198.75

OGRIN, DAVID

Year	1st	2nd	3rd	4th	Total	Rounds Played	Avg Score	Finish	Money
1989	73	76	72	70	291	4	72.75	T30	7,367.50
1990	81	78			159	2	79.50	CUT	0.00
1996	74	71	73	70	288	4	72.00	T39	7,560.00
1997	76	72			148	2	74.00	CUT	0.00
1998	74	70	70	79	293	4	73.25	T68	4,466.00
Totals					1179	16	73.69		\$19,393.50

OHMACHI, AKI

Year	1st	2nd	3rd	4th	Total	Rounds Played	Avg Score	Finish	Money
1987	75	77			152	2	76.00	CUT	0.00
1988	69	73	72	78	292	4	73.00	T41	3,837.14
Totals					444	6	74.00		\$3,837.14

OKUNDA, SEIKI

Year	1st	2nd	3rd	4th	Total	Rounds Played	Avg Score	Finish	Money
1994	78	75			153	2	76.50	CUT	0.00
Totals					153	2	76.50		\$0.00

OLAZABAL, JOSE MARIA

Year	1st	2nd	3rd	4th	Total	Rounds Played	Avg Score	Finish	Money
1987	72	74	74	67	287	4	71.75	T46	3,021.43
1992	75	72			147	2	73.50	CUT	0.00
2003	73	69	66	75	283	4	70.75	10	135,000.00
2005	70	74	71	73	288	4	72.00	T45	15,415.71
2006	74	69	71	68	282	4	70.50	11	143,750.00
2007	74	77			151	2	75.50	CUT	0.00
2009	74	74	68	74	290	4	72.50	T36	28,260.00
Totals					1728	24	72.00		\$325,447.14

OOSTERHUIS, PETER

Year	1st	2nd	3rd	4th	Total	Rounds Played	Avg Score	Finish	Money
1977	74	71	75	74	294	4	73.50	T21	1,986.00
1978	78	77			155	2	77.50	CUT	0.00
1979	73	76	74	77	300	4	75.00	T30	1,822.00
1982	71	69	72	75	287	4	71.75	T16	5,075.00
1984	71	72	72	77	292	4	73.00	T29	3,900.00
Totals					1328	18	73.78		\$12,783.00

OOSTHUIZEN, LOUIS

Year	1st	2nd	3rd	4th	Total	Rounds Played	Avg Score	Finish	Money
2012	75	80			155	2	77.50	CUT	0.00
Totals					155	2	77.50		\$0.00

ORTIZ, CARLOS

Year	1st	2nd	3rd	4th	Total	Rounds Played	Avg Score	Finish	Money
2014	75	68	76	72	291	4	72.75	T65	12,834.00
Totals					291	4	72.75		\$12,834.00

OVERTON, JEFF

Year	1st	2nd	3rd	4th	Total	Rounds Played	Avg Score	Finish	Money
2008	73	78			151	2	75.50	CUT	0.00
2009	76	69	71	74	290	4	72.50	T36	28,260.00
2010	69	70	68	73	280	4	70.00	T12	117,600.00
2011	75	72			147	2	73.50	CUT	0.00
2012	72	72	78	70	292	4	73.00	T38	24,800.00
2013	76	78			154	2	77.00	CUT	0.00
Totals					1314	18	73.00		\$170,660.00

OWEN, GREG

Year	1st	2nd	3rd	4th	Total	Rounds Played	Avg Score	Finish	Money
2005	76	68	67	71	282	4	70.50	T17	79,750.00
2006	70	75	70	77	292	4	73.00	T42	20,700.00
2007	74	78			152	2	76.00	CUT	0.00
2009	74	78			152	2	76.00	CUT	0.00
2012	72	71	76	67	286	4	71.50	T9	167,400.00
Totals					1164	16	72.75		\$267,850.00

OZAKI, JOE

Year	1st	2nd	3rd	4th	Total	Rounds Played	Avg Score	Finish	Money
1992	73	69	68	69	279	4	69.75	T19	16,315.00
1993	67	73	76	73	289	4	72.25	T50	3,328.00
1994	72	76	75	75	298	4	74.50	70	3,030.00
1995	72	75			147	2	73.50	CUT	0.00
1996	70	71	71	73	285	4	71.25	T21	18,720.00
1998	75	70	72	72	289	4	72.25	T58	4,884.00
1999	70	70	71	73	284	4	71.00	T19	30,906.00
2000	72	71	74	73	290	4	72.50	T51	7,295.00
2001	69	69	74	74	286	4	71.50	T24	33,210.00
Totals					2447	34	71.97		\$117,688.00 </

Player Records

OZAKI, JUMBO

Year	1st	2nd	3rd	4th	Total	Rounds Played	Avg Score	Finish	Money
1993	67	70	73	67	277	4	69.25	T4	50,750.00
Totals					277	4	69.25		\$50,750.00

PALMER, ARNOLD

Year	1st	2nd	3rd	4th	Total	Rounds Played	Avg Score	Finish	Money
1977	79	74	70	73	296	4	74.00	T35	1,111.00
1978	77	71	75	76	299	4	74.75	T46	910.00
1979	75	81	74	73	303	4	75.75	T42	1,270.00
1980	77	75			152	2	76.00	CUT	0.00
1982	72	72	73	78	295	4	73.75	T58	1,612.50
1983	73	81			154	2	77.00	CUT	0.00
1984	75	79			154	2	77.00	CUT	0.00
1993	77	81			158	2	79.00	CUT	0.00
Totals					1811	24	75.46		\$4,903.50

PALMER, RYAN

Year	1st	2nd	3rd	4th	Total	Rounds Played	Avg Score	Finish	Money
2005	69	72	74	72	287	4	71.75	T39	22,000.00
2006	77	74			151	2	75.50	CUT	0.00
2007	70	74	72	70	286	4	71.50	T45	17,160.00
2009	80	76			156	2	78.00	CUT	0.00
2011	74	74			148	2	74.00	CUT	0.00
Totals					1028	14	73.43		\$39,160.00

PAMPLING, ROD

Year	1st	2nd	3rd	4th	Total	Rounds Played	Avg Score	Finish	Money
2002	75	69	72	71	287	4	71.75	T49	10,902.86
2003	74	73			147	2	73.50	CUT	0.00
2004	79	71			150	2	75.00	CUT	0.00
2005	70	72	73	78	293	4	73.25	T73	10,615.00
2006	72	73	66	75	286	4	71.50	T18	63,077.50
2007	65	68	68	72	273	4	68.25	T3	348,000.00
2008	67	74	77	72	290	4	72.50	T20	65,000.00
2009	69	71	74	74	288	4	72.00	T27	40,800.00
2010	76	70			146	2	73.00	CUT	0.00
2011	72	66	72	79	289	4	72.25	T51	14,284.80
2012	72	74	73	74	293	4	73.25	T46	17,577.00
Totals					2742	38	72.16		\$570,257.16

PAPPAS, BRENDEN

Year	1st	2nd	3rd	4th	Total	Rounds Played	Avg Score	Finish	Money
2003	68	76			144	2	72.00	W/D	0.00
2004	73	74	72	73	292	4	73.00	T55	11,812.50
Totals					436	6	72.67		\$11,812.50

PARK, JIN

Year	1st	2nd	3rd	4th	Total	Rounds Played	Avg Score	Finish	Money
2008	75	75	76	75	301	4	75.25	T64	12,660.00
Totals					301	4	75.25		\$12,660.00

PARNEVIK, JESPER

Year	1st	2nd	3rd	4th	Total	Rounds Played	Avg Score	Finish	Money
1994	70	75	72	72	289	4	72.25	T38	6,150.00
1995	73	70	73	74	290	4	72.50	T66	3,451.00
1996	74	70	67	73	284	4	71.00	T18	25,200.00
1997	66	73	73		212	3	70.67	T21	19,760.00
1998	73	71	66	70	280	4	70.00	T11	46,640.00
1999	72	71	71	74	288	4	72.00	T43	8,415.00
2001	68	75	73	71	287	4	71.75	T30	24,365.72
2002	77				77	1	77.00	WD	0.00
2003	70	71	73	72	286	4	71.50	T3	91,000.00
2004	75	71	74	70	290	4	72.50	T46	14,553.00
2005	71	74	68	74	287	4	71.75	T39	22,000.00
2006	76	73			149	2	74.50	CUT	0.00
2007	75	72			147	2	73.50	CUT	0.00
2009	81	69			150	2	75.00	CUT	0.00
Totals					3316	46	72.09		\$261,534.72

PARRY, CRAIG

Year	1st	2nd	3rd	4th	Total	Rounds Played	Avg Score	Finish	Money
1992	75	71			146	2	73.00	CUT	0.00
1993	70	77			147	2	73.50	CUT	0.00
1994	77	78			155	2	77.50	CUT	0.00
1995	69	71	69	71	280	4	70.00	T21	15,958.75
1997	73	70	76		219	3	73.00	T60	4,104.00
2002	76	71			147	2	73.50	CUT	0.00
2003	75	72			147	2	73.50	CUT	0.00
2004	71	72	79	75	297	4	74.25	T66	10,815.00
2005	69	74	77	67	287	4	71.75	T39	22,000.00
2006	69	72	73	70	284	4	71.00	T14	100,625.00
Totals					2109	29	72.72		\$153,502.75

PATE, JERRY

Year	1st	2nd	3rd	4th	Total	Rounds Played	Avg Score	Finish	Money
1976	74	73	70	73	290	4	72.50	T4	8,800.00
1978	76	73	74	69	292	4	73.00	T10	5,300.00
1979	73	85			158	2	79.00	CUT	0.00
1980	70	71	77	70	288	4	72.00	T20	3,250.00
1981	72	71	72	76	291	4	72.75	T16	5,775.00
1982	74	73	68	75	290	4	72.50	T34	2,275.00
1989	77	74			151	2	75.50	CUT	0.00
1990	80	76	74		230	3	76.67	T59	2,180.00
1991	78	73			151	2	75.50	CUT	0.00
2003	76	74			150	2	75.00	CUT	0.00
Totals					2291	31	73.90		\$27,580.00

PATE, STEVE

Year	1st	2nd	3rd	4th	Total	Rounds Played	Avg Score	Finish	Money
1986	81				159	2	79.50	CUT	0.00
1987	74	66	70	79	289	4	72.25	T54	2,710.00
1988	70	74	71	73	288	4	72.00	T22	8,978.33
1989	77	78			155	2	77.50	CUT	0.00
1990	75	75	70		220	3	73.33	T9	26,000.00
1991	69	75	72	68	284	4	71.00	T21	13,920.00
1992	73	70	76	64	283	4	70.75	T42	4,420.00
1993	70	72	74	70	286	4	71.50	T34	7,070.00
1994	76	75			151	2	75.50	CUT	0.00
1995	73	74			147	2	73.50	CUT	0.00
1998	66	74	73	79	292	4	73.00	67	4,532.00
1999	74	75			149	2	74.50	CUT	0.00
2001	73	77			150	2	75.00	CUT	0.00
Totals					2853	39	73.15		\$67,630.33

PATTON, CHRIS

Year	1st	2nd	3rd	4th	Total	Rounds Played	Avg Score	Finish	Money
1990	84	81			165	2	82.50	CUT	0.00
Totals					165	2	82.50		\$0.00

PAULSON, CARL

Year	1st	2nd	3rd	4th	Total	Rounds Played	Avg Score	Finish	Money
2001	71	73	76	73	293	4	73.25	T53	9,539.33
2002	74	68	74	73	289	4	72.25	T60	9,720.00
Totals					582	8	72.75		\$19,259.33

PAULSON, DENNIS

Year	1st	2nd	3rd	4th	Total	Rounds Played	Avg Score	Finish	Money
1999	68	71	69	72	280	4	70.00	6	91,800.00
2000	79	69	73	72	293	4	73.25	T63	6,572.00
2001	68	74	70	77	289	4	72.25	T40	16,810.00
2002	74	72	70	71	287	4	71.75	T49	10,902.86
Totals					1149	16	71.81		\$126,084.86

PAVIN, COREY

Year	1st	2nd	3rd	4th	Total	Rounds Played	Avg Score	Finish	Money
1984	72	72	75	78	297	4	74.25	T51	1,684.00
1985	72	74	70	70	286	4	71.50	T4	22,963.33
1987	79	73			152	2	76.00	CUT	0.00
1988	76	76			152	2	76.00	CUT	0.00
1989	71	74	73	70	288	4	72.00	T16	15,056.00
1990	73	76	75		224	3	74.67	T26	7,550.00
1991	66	71	67	71	275	4	68.75	3	81,600.00
1992	73	72	67	71	283	4	70.75	T42	4,420.00
1993	69	70	69	67	275	4	68.75	2	151,200.00
1994	76	69	70	72	287	4	71.75	T30	9,315.00
1995	75	72			147	2	73.50	CUT	0.00
1996	75	73			148	2	74.00	CUT	0.00
1999	73	69	72	69	283	4	70.75	T14	43,350.00
2000	77	71	76	71	295	4	73.75	T67	6,169.00
2002	73	69	72	69	283	4	70.75	T27	31,950.00
2004	71	75	76	77	299	4	74.75	T71	10,342.50
2005	73	71	73	74	291	4	72.75	T61	11,715.00
2007	70	73	75	72	290	4	72.50	T62	12,780.00
Totals					4555	63	72.30		\$410,094.83

PEARCE, ED

Year	1st	2nd	3rd	4th	Total	Rounds Played	Avg Score	Finish	Money
1976	75	83			158	2	79.00	CUT	0.00
1977	82				82	1	82.00	DQ	0.00
Totals					240	3	80.00		\$0.00

Player Records

PEETE, CALVIN

Year	1st	2nd	3rd	4th	Total	Rounds Played	Avg Score	Finish	Money
1977	79	76			155	2	77.50	CUT	0.00
1979	79	79			158	2	79.00	CUT	0.00
1982	72	72	69	75	288	4	72.00	T22	3,404.00
1983	72	71	69	73	285	4	71.25	T7	12,900.00
1985	74	74	69	79	296	4	74.00	T41	2,500.00
1986	72	72	70	76	290	4	72.50	T57	1,625.00
1987	71	71	71	74	287	4	71.75	T46	3,021.43
1988					0	0	0.00	WD	0.00
1989	77	84			161	2	80.50	DQ	0.00
Totals					1920	26	73.85		\$23,450.43

PEOPLES, DAVID

Year	1st	2nd	3rd	4th	Total	Rounds Played	Avg Score	Finish	Money
1990	75	76	77		228	3	76.00	T43	2,922.00
1991	70	73	72	74	289	4	72.25	T38	4,560.00
1993	70	75	76	75	296	4	74.00	69	2,828.00
2001	74	72	74	71	291	4	72.75	T46	11,944.67
2002	69	74	65	68	276	4	69.00	T2	396,000.00
2003	77	68	77	75	297	4	74.25	T52	11,725.00
Totals					1677	23	72.91		\$429,979.67

PEREZ, PAT

Year	1st	2nd	3rd	4th	Total	Rounds Played	Avg Score	Finish	Money
2002	79	71			150	2	75.00	CUT	0.00
2003	74	74			148	2	74.00	CUT	0.00
2005	75	76			151	2	75.50	CUT	0.00
2006	79	81			160	2	80.00	CUT	0.00
2007	76	72			148	2	74.00	CUT	0.00
2008	70	73	73	75	291	4	72.75	T26	45,300.00
2010	71	70	71	70	282	4	70.50	T19	75,300.00
2011	71	74	73	67	285	4	71.25	T30	36,845.72
2012	74	73	72	72	291	4	72.75	T25	40,776.92
2013	72	69	72	71	284	4	71.00	T8	167,400.00
2014	71	70	77	74	292	4	73.00	T69	12,400.00
Totals					2482	34	73.00		\$378,022.64

PERKINS, TRAVIS

Year	1st	2nd	3rd	4th	Total	Rounds Played	Avg Score	Finish	Money
2008	76	74	75	74	299	4	74.75	T62	12,900.00
Totals					299	4	74.75		\$12,900.00

PERKS, CRAIG

Year	1st	2nd	3rd	4th	Total	Rounds Played	Avg Score	Finish	Money
2002	76	73			149	2	74.50	CUT	0.00
2003	70	72	76	80	298	4	74.50	T56	11,350.00
2004	74	76			150	2	75.00	CUT	0.00
2005	80	71			151	2	75.50	CUT	0.00
Totals					748	10	74.80		\$11,350.00

PERNICE, JR., TOM

Year	1st	2nd	3rd	4th	Total	Rounds Played	Avg Score	Finish	Money
1999	72	74	70	72	288	4	72.00	T43	8,415.00
2000	77	71	72	73	293	4	73.25	T63	6,572.00
2002	68	73	72	73	286	4	71.50	T45	13,545.00
2003	75	73			148	2	74.00	CUT	0.00
2004	73	71	71	69	284	4	71.00	T16	84,000.00
2005	72	72	72	68	284	4	71.00	T24	44,550.00
2006	73	76			149	2	74.50	CUT	0.00
2007	71	74	70	70	285	4	71.25	T41	22,800.00
2008	71	75	82	70	298	4	74.50	T60	13,140.00
2009	71	74	73	76	294	4	73.50	T53	13,890.00
2010	72	67	70	77	286	4	71.50	T33	30,375.00
Totals					2895	40	72.38		\$237,287.00

PERRY, CHRIS

Year	1st	2nd	3rd	4th	Total	Rounds Played	Avg Score	Finish	Money
1985	73	78			151	2	75.50	CUT	0.00
1986	72	72	66	80	290	4	72.50	T57	1,625.00
1988	73	74	73	77	297	4	74.25	T63	2,603.33
1990	77	78	75		230	3	76.67	T59	2,180.00
1991	71	71	74	74	290	4	72.50	T48	3,016.00
1995	72				72	1	72.00	WD	0.00
1997	70	73	75		218	3	72.67	T57	4,256.00
1998	71	69	68	73	281	4	70.25	T16	30,863.00
1999	67	73	71	74	285	4	71.25	T24	20,181.43
2000	74	70	71	68	283	4	70.75	T17	46,500.00
2001	77	76			153	2	76.50	CUT	0.00
Totals					2550	35	72.86		\$111,224.76

PERRY, KENNY

Year	1st	2nd	3rd	4th	Total	Rounds Played	Avg Score	Finish	Money
1987	75	75			150	2	75.00	CUT	0.00
1989	73	78			151	2	75.50	CUT	0.00
1990	77	75	76		228	3	76.00	T43	2,922.00
1991	70	63	69	71	273	4	68.25	1	216,000.00
1992	73	73			146	2	73.00	CUT	0.00
1993	67	74	69	72	282	4	70.50	T19	18,200.00
1994	71	73	71	70	285	4	71.25	T24	13,800.00
1995	68	74	68	67	277	4	69.25	T11	40,800.00
1996	70	70	71	73	284	4	71.00	T18	25,200.00
1997	75	70	76		221	3	73.67	T67	3,800.00
1998	71	69	76	70	286	4	71.50	T44	7,040.00
1999	73	66	71	72	282	4	70.50	T11	58,650.00
2000	69	72	70	76	287	4	71.75	T39	13,640.00
2001	72	69	71	69	281	4	70.25	T7	127,783.34
2002	74	68	74	73	289	4	72.25	T60	8,720.00
2003	65	68	70	72	275	4	68.75	1	900,000.00
2004	72	72	66	69	279	4	69.75	T6	182,437.50
2005	69	72	71	72	284	4	71.00	T24	44,550.00
2007	69	74	67	63	273	4	68.25	T39	348,000.00
2008	66	71	74	69	280	4	70.00	1	1,080,000.00
2009	72	73	75	68	288	4	72.00	T27	40,800.00
2010	71	68	68	74	281	4	70.25	T17	93,000.00
2011	80	70			150	2	75.00	CUT	0.00
2013	76	74			150	2	75.00	CUT	0.00
Totals					5982	84	71.21		\$3,225,342.84

PERSONS, PETER

Year	1st	2nd	3rd	4th	Total	Rounds Played	Avg Score	Finish	Money
1990	73	77	76		226	3	75.33	T32	5,533.33
1991	76	71	72	71	290	4	72.50	T48	3,016.00
Totals					516	7	73.71		\$8,549.33

PETROVIC, TIM

Year	1st	2nd	3rd	4th	Total	Rounds Played	Avg Score	Finish	Money
2003	70	71	78	75	294	4	73.50	T45	15,050.00
2004	75	69	71	74	289	4	72.25	T40	19,950.00
2005	72	74	73	73	292	4	73.00	T67	11,055.00
2006	74	68	72	70	284	4	71.00	T14	100,625.00
2008	73	75	76	71	295	4	73.75	T46	16,045.72
2009	76	73			149	2	74.50	CUT	0.00
2010	69	66	68	74	277	4	69.25	T5	219,000.00
2011	70	76			146	2	73.00	CUT	0.00
Totals					2026	28	72.36		\$381,725.72

PETTERSSON, CARL

Year	1st	2nd	3rd	4th	Total	Rounds Played	Avg Score	Finish	Money
2003	70	70	77	75	292	4	73.00	T34	25,250.00
2005	73	69	70	74	286	4	71.50	T34	28,380.00
2006	69	67	69	71	276	4	69.00	1	1,035,000.00
2007	68	75	70	70	283	4	70.75	T31	36,375.00
2008	68	75	74	71	288	4	72.00	T10	120,666.67
2009	73	78			151	2	75.50	CUT	0.00
2010	69	70	76	70	285	4	71.25	T28	40,800.00
2011	76	73			149	2	74.50	CUT	0.00
2012	76	75			151	2	75.50	CUT	0.00
2013	71	71	73	73	288	4	72.00	T29	40,300.00
2014	72	72	73	73	290	4	72.50	T62	13,268.00
Totals					2739	38	72.08		\$1,340,039.67

PFEIL, MARK

Year	1st	2nd	3rd	4th	Total	Rounds Played	Avg Score	Finish	Money
1984	76	71	74	72	293	4	73.25	T32	3,394.00
1985	77	75			152	2	76.00	CUT	0.00
Totals					445	6	74.17		\$3,394.00

PIERCY, SCOTT

Year	1st	2nd	3rd	4th	Total	Rounds Played	Avg Score	Finish	Money
2009	79				79	1	79.00	WD	0.00
2011	75	67	69	76	287	4	71.75	T42	22,940.00
2012	70	75	80	75	300	4	75.00	68	12,648.00
2013	66	75	71	74	286	4	71.50	T16	93,000.00
Totals					952	13	73.23		\$128,588.00

PLAYER, GARY

Year	1st	2nd	3rd	4th	Total	Rounds Played	Avg Score	Finish	Money
1977	70	68	76	75	289	4	72.25	T7	6,375.00
1978	67	72	75	74	288	4	72.00	T4	10,333.00
1980	71	73	71	75	290	4	72.50	T29	1,964.16
1981	79	75			154	2	77.00	CUT	0.00
1982	75	72	68	74	289	4	72.25	T27	2,642.86
1983	75	75	76	77	303	4	75.75	T69	1,605.00
1984	75	75	73	75	298	4	74.50	T56	1,625.00

Player Records

POHL, DAN

Year	1st	2nd	3rd	4th	Total	Rounds Played	Avg Score	Finish	Money
1980	75	88			163	2	81.50	CUT	0.00
1981	80	72	69	73	294	4	73.50	T28	2,662.50
1982	70	72	70	72	284	4	71.00	T6	12,162.50
1983	75	75	74	71	295	4	73.75	T50	1,880.00
1984	73	70	76	71	290	4	72.50	T22	5,141.66
1985	73	73	70	76	292	4	73.00	T24	4,785.71
1986	72	71	71	69	283	4	70.75	T23	5,723.33
1987	71	71	68	70	280	4	70.00	T17	12,222.50
1989	78	76			154	2	77.00	CUT	0.00
Totals					2335	32	72.97		\$44,578.20

POINTS, D.A.

Year	1st	2nd	3rd	4th	Total	Rounds Played	Avg Score	Finish	Money
2009	75	70	75	80	300	4	75.00	T72	11,820.00
2010	73	71	68	72	284	4	71.00	T23	53,400.00
2011	71	72	72	68	283	4	70.75	T20	77,500.00
2012	76	75			151	2	75.50	CUT	0.00
2013	76	75			151	2	75.50	CUT	0.00
2014	74	71			145	2	72.50	CUT	0.00
Totals					1314	18	73.00		\$142,720.00

POOLEY, DON

Year	1st	2nd	3rd	4th	Total	Rounds Played	Avg Score	Finish	Money
1978	71	76	74	74	295	4	73.75	T24	1,970.00
1979	74	84			158	2	79.00	CUT	0.00
1980	69	69	72	78	288	4	72.00	T20	3,250.00
1981	72	75	74	72	293	4	73.25	T24	3,090.00
1982	73	68	73	73	287	4	71.75	T16	5,075.00
1983	75	72	72	71	290	4	72.50	T28	2,992.00
1984	69	77	74	75	295	4	73.75	T43	2,250.00
1985	78	75			153	2	76.50	CUT	0.00
1986	69	67	70	69	275	4	68.75	2	60,000.00
1987	70	67	65	70	272	4	68.00	1	140,000.00
1988	76	72	70	78	296	4	74.00	T61	2,647.50
1989	75	76			151	2	75.50	CUT	0.00
1990	73	71	74		218	3	72.67	T3	48,000.00
1992	68	67	70	75	280	4	70.00	T23	12,480.00
1993	74	71	78	74	297	4	74.25	T70	2,786.00
1995	72	72	72	72	288	4	72.00	T62	3,621.00
1996	77	76			153	2	76.50	CUT	0.00
1997	69	71	72		212	3	70.67	T21	19,760.00
1998	71	73	73	71	288	4	72.00	T51	5,148.00
1999	75	75			150	2	75.00	CUT	0.00
2000	76	72	77	71	296	4	74.00	T75	5,828.00
2001	73	75			148	2	74.00	CUT	0.00
Totals					5383	74	72.74		\$318,897.50

PORTER, JOE III

Year	1st	2nd	3rd	4th	Total	Rounds Played	Avg Score	Finish	Money
1977	75	74	72	74	295	4	73.75	T29	1,429.00
1978	76	77			153	2	76.50	CUT	0.00
Totals					448	6	74.67		\$1,429.00

POTTER, JR., TED

Year	1st	2nd	3rd	4th	Total	Rounds Played	Avg Score	Finish	Money
2013	74	76			150	2	75.00	CUT	0.00
Totals					150	2	75.00		\$0.00

POULTER, IAN

Year	1st	2nd	3rd	4th	Total	Rounds Played	Avg Score	Finish	Money
2005	68	72	73	72	285	4	71.25	T30	34,925.00
2006	73	71	79	67	290	4	72.50	T34	30,331.25
2007	70	78			148	2	74.00	DQ	0.00
2008	75	72	76	73	296	4	74.00	T53	13,824.00
2009	75	71	74	74	294	4	73.50	T53	13,890.00
Totals					1313	18	72.94		\$92,970.25

POWERS, GREG

Year	1st	2nd	3rd	4th	Total	Rounds Played	Avg Score	Finish	Money
1982	70	74	71	78	293	4	73.25	T50	1,760.00
Totals					293	4	73.25		\$1,760.00

PRICE, NICK

Year	1st	2nd	3rd	4th	Total	Rounds Played	Avg Score	Finish	Money
1983	75	72	74	73	294	4	73.50	T47	1,940.00
1984	75	78			153	2	76.50	CUT	0.00
1985	73	67	76	78	294	4	73.50	T34	3,320.00
1986	76				76	1	76.00	WD	0.00
1988	74	67	71	72	284	4	71.00	T12	18,970.00
1989	79	73			152	2	76.00	CUT	0.00
1995	71	71	69	65	276	4	69.00	10	45,900.00
2004	74	73	72	72	291	4	72.75	T51	12,521.25
2006	69	74	74	72	289	4	72.25	T31	35,650.00
Totals					2109	29	72.72		\$118,301.25

PRICE, PHILLIP

Year	1st	2nd	3rd	4th	Total	Rounds Played	Avg Score	Finish	Money
2005	70	72	72	73	287	4	71.75	T39	22,000.00
Totals					287	4	71.75		\$22,000.00

PRIDE, DICKY

Year	1st	2nd	3rd	4th	Total	Rounds Played	Avg Score	Finish	Money
1995	76	78			154	2	77.00	CUT	0.00
Totals					154	2	77.00		\$0.00

PRUGH, ALEX

Year	1st	2nd	3rd	4th	Total	Rounds Played	Avg Score	Finish	Money
2010	74	80			154	2	77.00	CUT	0.00
2011	74	72			146	2	73.00	CUT	0.00
Totals					300	4	75.00		\$0.00

PRUITT, DILLARD

Year	1st	2nd	3rd	4th	Total	Rounds Played	Avg Score	Finish	Money
1992	71	70	70	69	280	4	70.00	T23	12,480.00
1993	70	74	72	71	287	4	71.75	T40	5,040.00
1995	70	74	72	72	288	4	72.00	T62	3,621.00
Totals					855	12	71.25		\$21,141.00

PURDY, TED

Year	1st	2nd	3rd	4th	Total	Rounds Played	Avg Score	Finish	Money
2004	74	70	72	71	287	4	71.75	T24	39,725.00
2005	75	74			149	2	74.50	CUT	0.00
2006	69	75	69	71	284	4	71.00	T14	100,625.00
2007	68	69	72	72	281	4	70.25	T23	51,900.00
2009	67	79	75	69	290	4	72.50	T36	28,260.00
Totals					1291	18	71.72		\$220,510.00

PURTZER, TOM

Year	1st	2nd	3rd	4th	Total	Rounds Played	Avg Score	Finish	Money
1977	76	68	75	74	293	4	73.25	T17	3,037.00
1978	74	74	79	74	301	4	75.25	T55	816.00
1979	75	82	78	75	310	4	77.50	T68	1,005.00
1980	69	72	71	76	288	4	72.00	T20	3,250.00
1981	68	74	72	73	287	4	71.75	T3	16,800.00
1982	74	69	68	74	285	4	71.25	T8	10,150.00
1983	75	71	77	75	298	4	74.50	T62	1,675.00
1984	71	77	73	69	290	4	72.50	T22	5,141.66
1985	76	71	72	74	293	4	73.25	T31	3,833.33
1986	68	69	73	69	279	4	69.75	T10	13,335.00
1987	71	72	75	73	291	4	72.75	T63	2,597.50
1988	72	70	73	74	289	4	72.25	T28	6,758.00
1989	78	73			151	2	75.50	CUT	0.00
1990	85	74			159	2	79.50	CUT	0.00
1991	71	69	71	74	285	4	71.25	T23	11,040.00
1992	70	69	69	70	278	4	69.50	T14	22,100.00
1993	72	74			146	2	73.00	CUT	0.00
1994	74	75			149	2	74.50	CUT	0.00
1996	73	74	67	73	287	4	71.75	T30	10,240.00
1997	78	72			150	2	75.00	CUT	0.00
2001	75	73			148	2	74.00	CUT	0.00
Totals					5257	72	73.01		\$111,778.49

PUTNAM, MICHAEL

Year	1st	2nd	3rd	4th	Total	Rounds Played	Avg Score	Finish	Money
2014	71	73	73	71	288	4	72.00	T55	14,198.00
Totals					288	4	72.00		\$14,198.00

PYMAN, IAN

Year	1st	2nd	3rd	4th	Total	Rounds Played	Avg Score	Finish	Money
1994	76	73			149	2	74.50	CUT	0.00
Totals					149	2	74.50		\$0.00

Player Records

QUIGLEY, BRETT

Year	1st	2nd	3rd	4th	Total	Rounds Played	Avg Score	Finish	Money
1998	69	69	70	74	282	4	70.50	T23	19,580.00
2001	72	77			149	2	74.50	CUT	0.00
2002	71	71	68	77	287	4	71.75	T49	10,902.00
2005	78	72			150	2	75.00	CUT	0.00
2006	74	71	78	72	295	4	73.75	T57	12,765.00
2007	70	69	71	67	277	4	69.25	T11	144,000.00
2008	67	78	74	69	288	4	72.00	T10	120,666.67
2009	74	73	78	71	296	4	74.00	T63	12,660.00
2010	70	70	75	75	290	4	72.50	T55	13,560.00
2011	80	72			152	2	76.00	CUT	0.00
Totals					2466	34	72.53		\$334,133.67

QUINNEY, JEFF

Year	1st	2nd	3rd	4th	Total	Rounds Played	Avg Score	Finish	Money
2007	74	72	71	70	287	4	71.75	T51	14,310.00
2008	71	79	71	71	292	4	73.00	T30	34,133.34
2009	75	72	74	72	293	4	73.25	T48	15,264.00
Totals					872	12	72.67		\$63,707.34

RAFFERTY, RONAN

Year	1st	2nd	3rd	4th	Total	Rounds Played	Avg Score	Finish	Money
1992	70	74	74	75	293	4	73.25	76	2,444.00
Totals					293	4	73.25		\$2,444.00

RAMSAY, RICHIE

Year	1st	2nd	3rd	4th	Total	Rounds Played	Avg Score	Finish	Money
2007	77	73			150	2	75.00	CUT	(A)
Totals					150	2	75.00		\$0.00

RANDOLPH, SAM

Year	1st	2nd	3rd	4th	Total	Rounds Played	Avg Score	Finish	Money
1987	71	71	70	74	286	4	71.50	T39	3,980.00
1988	74	74	74	76	298	4	74.50	66	2,570.00
Totals					584	8	73.00		\$6,550.00

REAVIE, CHEZ

Year	1st	2nd	3rd	4th	Total	Rounds Played	Avg Score	Finish	Money
2008	73	77	76	75	301	4	75.25	T64	12,660.00
2009	71	74	72	79	296	4	74.00	T63	12,660.00
2011	75	69	73	75	292	4	73.00	T63	12,896.00
Totals					889	12	74.08		\$38,216.00

REFRAM, DEAN

Year	1st	2nd	3rd	4th	Total	Rounds Played	Avg Score	Finish	Money
1976	81	78			159	2	79.50	CUT	0.00
Totals					159	2	79.50		\$0.00

REGALADO, VICTOR

Year	1st	2nd	3rd	4th	Total	Rounds Played	Avg Score	Finish	Money
1976	77	77	75	73	302	4	75.50	T38	780.00
1977	72	76	70	78	296	4	74.00	T35	1,111.00
1978	73	75	74	79	301	4	75.25	T55	816.00
1979	75	79	73	75	302	4	75.50	T39	1,390.00
1980	73	69	72	72	286	4	71.50	T14	5,550.00
1981	78	69	75	81	303	4	75.75	65	1,560.00
Totals					1790	24	74.58		\$11,207.00

REID, MIKE

Year	1st	2nd	3rd	4th	Total	Rounds Played	Avg Score	Finish	Money
1978	74	73	77	77	301	4	75.25	T55	816.00
1979	79	85			164	2	82.00	CUT	0.00
1980	69	73	70	70	282	4	70.50	3	20,400.00
1981	73	73	75	76	297	4	74.25	T41	2,020.00
1982	72	74	74	73	293	4	73.25	T50	1,760.00
1983	83	77			160	2	80.00	CUT	0.00
1984	72	72	74	74	292	4	73.00	T29	3,900.00
1985	77	71	71	76	295	4	73.75	T38	2,890.00
1986	73	72	70	74	289	4	72.25	T52	1,686.00
1987	70	77			147	2	73.50	CUT	0.00
1989	72	75	71	74	292	4	73.00	T34	6,115.71
1990	82	72	73		227	3	75.67	T38	4,300.00
1991	71	76	77	75	299	4	74.75	T73	2,364.00
1997	72	76			148	2	74.00	CUT	0.00
Totals					3486	47	74.17		\$46,251.71

REIFERS, KYLE

Year	1st	2nd	3rd	4th	Total	Rounds Played	Avg Score	Finish	Money
2007	76	75			151	2	75.50	CUT	0.00
2012	71	70	73	77	291	4	72.75	T25	40,776.92
Totals					442	6	73.67		\$40,776.92

RENNER, JACK

Year	1st	2nd	3rd	4th	Total	Rounds Played	Avg Score	Finish	Money
1978	76	77			153	2	76.50	CUT	0.00
1981	75	70	69	71	285	4	71.25	2	37,800.00
1982	74	74	77	75	300	4	75.00	71	1,500.00
1983	73	68	71	74	286	4	71.50	T9	10,000.00
1984	74	68	75	72	289	4	72.25	T16	7,750.00
1985	76	73	70	69	288	4	72.00	T8	16,665.00
1986	72	69	74	75	290	4	72.50	T57	1,625.00
Totals					1891	26	72.73		\$75,340.00

RICHARDSON, STEVEN

Year	1st	2nd	3rd	4th	Total	Rounds Played	Avg Score	Finish	Money
1991	75	74			149	2	74.50	CUT	0.00
Totals					149	2	74.50		\$0.00

RIDLEY, FRED

Year	1st	2nd	3rd	4th	Total	Rounds Played	Avg Score	Finish	Money
1976	79	84			163	2	81.50	CUT	(A)
Totals					163	2	81.50		\$0.00

RILEY, CHRIS

Year	1st	2nd	3rd	4th	Total	Rounds Played	Avg Score	Finish	Money
1999	77	72			149	2	74.50	CUT	0.00
2001	72	76			148	2	74.00	CUT	0.00
2002	72	76			148	2	74.00	CUT	0.00
2011	66	75	77	67	285	4	71.25	T30	36,845.71
Totals					730	10	73.00		\$36,845.71

RILEY, WAYNE

Year	1st	2nd	3rd	4th	Total	Rounds Played	Avg Score	Finish	Money
1992	69	73	73	75	290	4	72.50	T71	2,535.00
Totals					290	4	72.50		\$2,535.00

RINKER, LARRY

Year	1st	2nd	3rd	4th	Total	Rounds Played	Avg Score	Finish	Money
1984	74	80			154	2	77.00	CUT	0.00
1985	73	76	76	76	301	4	75.25	63	1,580.00
1986	74	69	71	74	288	4	72.00	T47	1,858.00
1987	75	71	74	75	295	4	73.75	T69	2,505.00
1989	74	70	74	76	294	4	73.50	T45	4,265.00
1997	78	75			153	2	76.50	CUT	0.00
Totals					1485	20	74.25		\$10,208.00

RINKER, LEE

Year	1st	2nd	3rd	4th	Total	Rounds Played	Avg Score	Finish	Money
1995	70	70	72	72	284	4	71.00	T47	4,494.80
1997	73	68	74		215	3	71.67	T38	7,600.00
1998	74	73			147	2	73.50	CUT	0.00
Totals					646	9	71.78		\$12,094.80

ROBERTS, LOREN

Year	1st	2nd	3rd	4th	Total	Rounds Played	Avg Score	Finish	Money
1985	73	71	80	79	303	4	75.75	T68	1,515.00
1989	74	74	74	76	298	4	74.50	62	3,640.00
1990	84	81			165	2	82.50	CUT	0.00
1991	73	69	73	72	287	4	71.75	T29	7,465.71
1993	72	69	74	71	286	4	71.50	T34	7,070.00
1994	71	74	70	71	286	4	71.50	T26	11,325.00
1996	72	70	73	78	293	4	73.25	T67	3,690.00
Totals					1918	26	73.77		\$34,705.71

RODRIGUEZ, CHI CHI

Year	1st	2nd	3rd	4th	Total	Rounds Played	Avg Score	Finish	Money
1977	70	76	73	69	288	4	72.00	T5	8,662.00
1978	76	76			152	2	76.00	CUT	0.00
1979	75	81	71	73	300	4	75.00	T30	1,822.00
1980	74	72	72	72	290	4	72.50	T29	1,964.17
Totals					1030	14	73.57		\$12,448.17

Player Records

ROGERS, BILL

Year	1st	2nd	3rd	4th	Total	Rounds Played	Avg Score	Finish	Money
1976	74	76	72	73	295	4	73.75	T15	3,200.00
1977	82	76			158	2	79.00	CUT	0.00
1978	76	75			151	2	75.50	CUT	0.00
1979	77	75	71	71	294	4	73.50	T7	9,350.00
1980	70	70	72	74	286	4	71.50	T14	5,550.00
1981	73	70	73	76	292	4	73.00	T18	4,410.00
1982	72	73	73	77	295	4	73.75	T58	1,612.50
1983	74	71	69	72	286	4	71.50	T9	10,000.00
1984	76	77			153	2	76.50	CUT	0.00
1985	73	70	70	74	287	4	71.75	7	18,610.00
1986	71	72	75	73	291	4	72.75	T61	1,585.00
1987	74	73			147	2	73.50	CUT	0.00
Totals					2935	40	73.38		\$54,317.50

ROLLINS, JOHN

Year	1st	2nd	3rd	4th	Total	Rounds Played	Avg Score	Finish	Money
2002	72	69	68	70	279	4	69.75	T13	87,000.00
2003	70	69	74	72	285	4	71.25	T11	120,000.00
2004	69	74	74	72	289	4	72.25	T40	19,950.00
2006	73	72	77	74	296	4	74.00	T62	12,247.50
2007	73	74			147	2	73.50	CUT	0.00
2008	71	76	76	70	293	4	73.25	T39	24,000.00
2009	80	77			157	2	78.50	CUT	0.00
Totals					1746	24	72.75		\$263,197.50

ROMERO, ANDRES

Year	1st	2nd	3rd	4th	Total	Rounds Played	Avg Score	Finish	Money
2010	67	75	70	72	284	4	71.00	T23	53,400.00
2012	69	73	72	67	281	4	70.25	T2	545,600.00
Totals					565	8	71.00		\$599,000.00

ROMERO, EDUARDO

Year	1st	2nd	3rd	4th	Total	Rounds Played	Avg Score	Finish	Money
1991	78	76			154	2	77.00	CUT	0.00
1995	75	72			147	2	73.50	CUT	0.00
Totals					301	4	75.25		\$0.00

ROSE, CLARENCE

Year	1st	2nd	3rd	4th	Total	Rounds Played	Avg Score	Finish	Money
1986	69	73	65	78	285	4	71.25	T29	3,628.00
1987	75	71	72	69	287	4	71.75	T46	3,021.43
1988	70	73	74	75	292	4	73.00	T41	3,837.14
1989	75	74	67	74	290	4	72.50	T24	8,921.66
1990	84	74			158	2	79.00	CUT	0.00
1997	69	70	77		216	3	72.00	T46	5,006.50
Totals					1528	21	72.76		\$24,414.73

ROSE, JUSTIN

Year	1st	2nd	3rd	4th	Total	Rounds Played	Avg Score	Finish	Money
2004	70	67	69	71	277	4	69.25	4	252,000.00
2005	72	72	75	75	294	4	73.50	T75	10,395.00
2006	75	71	67	71	284	4	71.00	T14	100,625.00
2008	68	73	70	71	282	4	70.50	T2	396,000.00
2009	80	75			155	2	77.50	CUT	0.00
2010	65	69	70	66	270	4	67.50	1	1,080,000.00
2011	71	75			146	2	73.00	CUT	0.00
2012	73	72	71	69	285	4	71.25	8	192,200.00
2013	70	70	71	73	284	4	71.00	T8	167,400.00
2014	73	72			145	2	72.50	CUT	0.00
Totals					2422	34	71.24		\$2,198,620.00

RUDOLPH, MASON

Year	1st	2nd	3rd	4th	Total	Rounds Played	Avg Score	Finish	Money
1977	79	80			159	2	79.50	CUT	0.00
Totals					159	2	79.50		\$0.00

RUMMELLS, DAVE

Year	1st	2nd	3rd	4th	Total	Rounds Played	Avg Score	Finish	Money
1987	70	70	69	71	280	4	70.00	T17	12,222.50
1988	72	70	74	73	289	4	72.25	T28	6,758.00
1989	72	72	72	71	287	4	71.75	T12	19,722.50
1990	80	76	75		231	3	77.00	T64	2,090.00
1991	67	74	68	74	283	4	70.75	T18	16,800.00
1992	74				74	1	74.00	WD	0.00
1993	68	73	77	70	288	4	72.00	T48	3,738.00
1994	74	71	77	80	302	4	75.50	74	2,910.00
Totals					2034	28	72.64		\$64,241.00

RYMER, CHARLIE

Year	1st	2nd	3rd	4th	Total	Rounds Played	Avg Score	Finish	Money
1995	74	72			146	2	73.00	CUT	0.00
Totals					146	2	73.00		\$0.00

SABBATINI, RORY

Year	1st	2nd	3rd	4th	Total	Rounds Played	Avg Score	Finish	Money
2000	83	73			156	2	78.00	CUT	0.00
2001	73	69	77	76	295	4	73.75	T60	8,938.00
2003	71	71	75	74	291	4	72.75	T29	32,500.00
2004	71	71	71	70	283	4	70.75	T11	111,300.00
2005	66	74	69	71	280	4	70.00	T15	96,250.00
2006	74	68	71	73	286	4	71.50	T18	63,077.50
2010	67	73	70	70	280	4	70.00	T12	117,600.00
2012	69	69	71	72	281	4	70.25	T2	545,600.00
2014	74	73			147	2	73.50	CUT	0.00
Totals					2299	32	71.84		\$975,265.50

SABO, ED

Year	1st	2nd	3rd	4th	Total	Rounds Played	Avg Score	Finish	Money
1977	75	80			155	2	77.50	CUT	0.00
Totals					155	2	77.50		\$0.00

SANDELIN, JARMO

Year	1st	2nd	3rd	4th	Total	Rounds Played	Avg Score	Finish	Money
2001	72	77			149	2	74.50	CUT	0.00
Totals					149	2	74.50		\$0.00

SANDER, BILL

Year	1st	2nd	3rd	4th	Total	Rounds Played	Avg Score	Finish	Money
1977	79	77			156	2	78.00	CUT	0.00
1988	76	70	73	74	293	4	73.25	T48	2,977.00
1990	75	72	72		219	3	73.00	T7	32,250.00
1991	74	74	70	72	290	4	72.50	T48	3,016.00
Totals					958	13	73.69		\$38,243.00

SASAKI, HISAYUKI

Year	1st	2nd	3rd	4th	Total	Rounds Played	Avg Score	Finish	Money
1996	72	75	77	75	299	4	74.75	T77	3,330.00
Totals					299	4	74.75		\$3,330.00

SAUERS, GENE

Year	1st	2nd	3rd	4th	Total	Rounds Played	Avg Score	Finish	Money
1987	69	72	73	72	286	4	71.50	T39	3,980.00
1988	72	80			152	2	76.00	CUT	0.00
1989	78	71	70	76	295	4	73.75	T51	3,842.50
1990	83				83	1	83.00	WD	0.00
1991	77	77			154	2	77.00	CUT	0.00
1992	78	77			155	2	77.50	CUT	0.00
1995	70	73	74	73	290	4	72.50	T66	3,451.00
1996	73	72	76	78	299	4	74.75	T77	3,330.00
2003	70	75	70	78	293	4	73.25	T40	19,500.00
Totals					2007	27	74.33		\$34,103.50

SAUNDERS, SAM

Year	1st	2nd	3rd	4th	Total	Rounds Played	Avg Score	Finish	Money
2010	83	74			157	2	78.50	CUT	0.00
Totals					157	2	78.50		\$0.00

SAXTON, REINIER

Year	1st	2nd	3rd	4th	Total	Rounds Played	Avg Score	Finish	Money
2009	69	75	72	78	294	4	73.50	T53	(A)
Totals					294	4	73.50		\$0.00

SCHERRER, TOM

Year	1st	2nd	3rd	4th	Total	Rounds Played	Avg Score	Finish	Money
1996	80	79			159	2	79.50	CUT	0.00
2000	69	71	75	75	290	4	72.50	T51	7,295.00
Totals					449	6	74.83		\$7,295.00

SCHLEE, JOHN

Year	1st	2nd	3rd	4th	Total	Rounds Played	Avg Score	Finish	Money
1976	73	80	72	77	302	4	75.50	T38	780.00
1977	77	72	74	79	302	4	75.50	T62	782.00
1978	74	79			153	2	76.50	CUT	0.00
Totals					757	10	75.70		\$1,562.00

Player Records

SCHROEDER, JOHN

Year	1st	2nd	3rd	4th	Total	Rounds Played	Avg Score	Finish	Money
1976	74	77	77	74	302	4	75.50	T38	780.00
1977	74	73	74	73	294	4	73.50	T21	1,986.00
1978	76	73	79	71	299	4	74.75	T46	910.00
1979	74	81	74	75	304	4	76.00	T47	1,151.00
1980	76	77			153	2	76.50	CUT	0.00
1981	73	76	67	76	292	4	73.00	T18	4,410.00
1982	76	69	73	74	292	4	73.00	T46	1,850.00
Totals					1936	26	74.46		\$11,087.00

SCHULZ, TED

Year	1st	2nd	3rd	4th	Total	Rounds Played	Avg Score	Finish	Money
1989	76	77			153	2	76.50	CUT	0.00
1990	78	76	77		231	3	77.00	T64	2,090.00
1991	69	71	67	74	281	4	70.25	T8	30,000.00
1992	72	69	71	71	283	4	70.75	T42	4,420.00
1993	70	71	77	69	287	4	71.75	T40	5,040.00
1994	74	78			152	2	76.00	CUT	0.00
Totals					1387	19	73.00		\$41,550.00

SCHWARTZEL, CHARL

Year	1st	2nd	3rd	4th	Total	Rounds Played	Avg Score	Finish	Money
2006	71	75	80	70	296	4	74.00	T62	12,247.50
2007	70	74	72	74	290	4	72.50	T62	12,780.00
2009	72	68	77	71	288	4	72.00	T27	40,800.00
2011	72	71	70	71	284	4	71.00	T22	54,405.00
2012	73	72	73	72	290	4	72.50	T19	72,540.00
2013	65	71	76	72	284	4	71.00	T8	167,400.00
2014	72	69	67	72	280	4	70.00	T8	\$167,400.00
Totals					2012	28	71.86		\$527,572.50

SCOTT, ADAM

Year	1st	2nd	3rd	4th	Total	Rounds Played	Avg Score	Finish	Money
2003	67	72	79	73	291	4	72.75	T29	32,500.00
2005	67	73	68	81	289	4	72.25	T52	12,826.00
2006	71	66	73	69	279	4	69.75	T4	237,666.67
2007	70	62	72	70	274	4	68.50	T5	210,750.00
2009	77	81			158	2	79.00	CUT	0.00
2010	70	70	75	71	286	4	71.50	T33	30,375.00
2012	70	72	77	74	293	4	73.25	T46	17,577.00
2013	73	70	69	73	285	4	71.25	T13	119,866.66
2014	69	70	68	71	278	4	69.50	T4	272,800.00
Totals					2433	34	71.56		\$934,361.33

SENDEN, JOHN

Year	1st	2nd	3rd	4th	Total	Rounds Played	Avg Score	Finish	Money
2007	71	72	73	70	286	4	71.50	T45	17,160.00
2008	71	78	73	81	303	4	75.75	67	12,360.00
2009	71	74	74	75	294	4	73.50	T53	13,890.00
2010	73	72	73	68	286	4	71.50	T33	30,375.00
2011	71	70	71	68	280	4	70.00	T7	174,116.67
2012	77	72			149	2	74.50	CUT	0.00
2013	71	72	76	75	294	4	73.50	T57	13,702.00
Totals					1598	22	72.64		\$261,603.67

SENIOR, PETER

Year	1st	2nd	3rd	4th	Total	Rounds Played	Avg Score	Finish	Money
1986	72	73	73	75	293	4	73.25	T67	1,512.00
Totals					293	4	73.25		\$1,512.00

SEUNG-YUL, NOH

Year	1st	2nd	3rd	4th	Total	Rounds Played	Avg Score	Finish	Money
2010	75	72			147	2	73.50	CUT	0.00
2011	76	72			148	2	74.00	CUT	0.00
2012	72	73	75	75	295	4	73.75	T52	14,539.00
2013	78				78	1	78.00	DQ	0.00
2014	73	74			147	2	73.50	CUT	0.00
Totals					815	11	74.09		\$14,539.00

SHAW, TOM

Year	1st	2nd	3rd	4th	Total	Rounds Played	Avg Score	Finish	Money
1976	74	74	81	75	304	4	76.00	51	490.00
Totals					304	4	76.00		\$490.00

SHEARER, BOB

Year	1st	2nd	3rd	4th	Total	Rounds Played	Avg Score	Finish	Money
1976	76	77	72	77	302	4	75.50	T38	780.00
1977	77	79			156	2	78.00	CUT	0.00
1978	72	72	70	75	289	4	72.25	T7	7,687.00
1979	86				86	1	86.00	CUT	0.00
1982	78	79			157	2	78.50	CUT	0.00
1984	74	72	77	74	297	4	74.25	T51	1,684.00
Totals					1287	17	75.71		\$10,151.00

SHEEHAN, PATRICK

Year	1st	2nd	3rd	4th	Total	Rounds Played	Avg Score	Finish	Money
2005	72	70	77	72	291	4	72.75	T61	11,715.00
Totals					291	4	72.75		\$11,715.00

SHEEHAN, PAUL

Year	1st	2nd	3rd	4th	Total	Rounds Played	Avg Score	Finish	Money
2005	73	71	73	74	291	4	72.75	T61	11,715.00
Totals					291	4	72.75		\$11,715.00

SHIMADA, KOSAKA

Year	1st	2nd	3rd	4th	Total	Rounds Played	Avg Score	Finish	Money
1977	75	74	76	75	300	4	75.00	T55	840.00
Totals					300	4	75.00		\$840.00

SHORT JR, WES

Year	1st	2nd	3rd	4th	Total	Rounds Played	Avg Score	Finish	Money
2006	79	70			149	2	74.50	CUT	0.00
Totals					149	2	74.50		\$0.00

SIECKMANN, TOM

Year	1st	2nd	3rd	4th	Total	Rounds Played	Avg Score	Finish	Money
1986	70	76	70	79	295	4	73.75	T72	1,500.00
1989	76	77			153	2	76.50	CUT	0.00
1991	79	74			153	2	76.50	CUT	0.00
1992	72	75			147	2	73.50	CUT	0.00
1993	72	76			148	2	74.00	CUT	0.00
Totals					896	12	74.67		\$1,500.00

SIGEL, JAY

Year	1st	2nd	3rd	4th	Total	Rounds Played	Avg Score	Finish	Money
1980	76	73	72	71	292	4	73.00	(A)	
1981	76	76	75	78	305	4	76.25	T66	(A)
1982	75	74	78	72	299	4	74.75	T69	(A)
Totals					896	12	74.67		\$0.00

SIKES, DAN

Year	1st	2nd	3rd	4th	Total	Rounds Played	Avg Score	Finish	Money
1977	79	78			157	2	78.50	CUT	0.00
Totals					157	2	78.50		\$0.00

SILLS, TONY

Year	1st	2nd	3rd	4th	Total	Rounds Played	Avg Score	Finish	Money
1986	73	73	69	73	288	4	72.00	T47	1,858.00
1987	75	72			147	2	73.50	CUT	0.00
Totals					435	6	72.50		\$1,858.00

SIM, MICHAEL

Year	1st	2nd	3rd	4th	Total	Rounds Played	Avg Score	Finish	Money
2010	69	79			148	2	74.00	CUT	0.00
Totals					148	2	74.00		\$0.00

SIMONS, JIM

Year	1st	2nd	3rd	4th	Total	Rounds Played	Avg Score	Finish	Money
1976	78	79	77	78	312	4	78.00	67	330.00
1977	73	74	76	73	296	4	74.00	T35	1,111.00
1978	68	69	73	74	284	4	71.00	1	50,000.00
1979	80	79			159	2	79.50	CUT	0.00
1980	77	74			151	2	75.50	CUT	0.00
1981	71	75	76	76	298	4	74.50	T46	1,830.00
1982	76	75			151	2	75.50	CUT	0.00
1983	75	76			151	2	75.50	CUT	0.00
1985	67	77	71	75	290	4	72.50	T15	9,833.33
1986	71	72	74	69	286	4	71.50	T39	2,668.00
1987	77	69	71	72	289	4	72.25	T54	2,710.00
1988	84	74			158	2	79.00	CUT	0.00
1989	75	79			154	2	77.00	CUT	0.00
1990	80	86			166	2	83.00	CUT	0.00
Totals					3145	42	74.88		\$68,482.33

Player Records

SIMPSON, SCOTT

Year	1st	2nd	3rd	4th	Total	Rounds Played	Avg Score	Finish	Money
1980	72	72	69	72	285	4	71.25	T8	7,800.00
1981	71	74	72	75	292	4	73.00	T18	4,410.00
1982	71	69	71	74	285	4	71.25	T8	10,150.00
1983	71	77	73	75	296	4	74.00	T52	1,800.00
1984	79	74			153	2	76.50	CUT	0.00
1986	70	72	68	68	278	4	69.50	T7	17,313.34
1987	68	68	72	70	278	4	69.50	T9	19,480.00
1988	71	73	69	77	290	4	72.50	T33	5,862.50
1989	78	72	75	75	300	4	75.00	T64	3,600.00
1990	81	73	72		226	3	75.33	T32	5,533.33
1991	76	71	71	65	283	4	70.75	T18	16,800.00
1992	76	70			146	2	73.00	CUT	0.00
1993	75	70	74	71	290	4	72.50	T57	3,136.00
1994	68	72	72	71	283	4	70.75	T14	25,500.00
1995	68	70	74	68	280	4	70.00	T21	15,958.75
1996	74	69	74	80	297	4	74.25	T5	3,420.00
1999	75	70	76	70	291	4	72.75	T54	5,840.00
Totals					4553	63	72.27		\$146,603.92

SIMPSON, TIM

Year	1st	2nd	3rd	4th	Total	Rounds Played	Avg Score	Finish	Money
1979	79	82			161	2	80.50	CUT	0.00
1982	78	73			151	2	75.50	CUT	0.00
1984	74	78			152	2	76.00	CUT	0.00
1985	69	73	73	79	294	4	73.50	T34	3,320.00
1986	74	71	71	72	288	4	72.00	T47	1,858.00
1987	71	73	69	68	281	4	70.25	T21	9,660.00
1988	76	73	76	77	302	4	75.50	T3	2,500.00
1989	73	74	71	72	290	4	72.50	T24	8,921.67
1990	85				85	1	85.00	WD	0.00
Totals					2004	27	74.22		\$26,259.67

SIMPSON, WEBB

Year	1st	2nd	3rd	4th	Total	Rounds Played	Avg Score	Finish	Money
2009	73	82	73	76	293	4	73.25	T48	15,264.00
2010	73	75			148	2	74.00	CUT	0.00
2011	72	70	70	68	280	4	70.00	T7	174,116.67
2012	78	75			153	2	76.50	CUT	0.00
2013	75	76			151	2	75.50	CUT	0.00
Totals					1025	14	73.21		\$189,380.67

SINDELAR, JOEY

Year	1st	2nd	3rd	4th	Total	Rounds Played	Avg Score	Finish	Money
1984	75	80			155	2	77.50	CUT	0.00
1985	74	72	77	75	298	4	74.50	T50	1,742.50
1986	71	68	72	71	282	4	70.50	T17	7,908.33
1987	66	76	70	69	281	4	70.25	T21	9,660.00
1988	70	73	74	77	294	4	73.50	T53	2,784.00
1989	80	79			159	2	79.50	CUT	0.00
1990	76	82			158	2	79.00	CUT	0.00
1991	73	69	75	70	287	4	71.75	T29	7,465.71
1992	69	65	67	73	274	4	68.50	T3	75,400.00
1993	70	72	73	69	284	4	71.00	T25	10,920.00
1994	75	76			151	2	75.50	CUT	0.00
1998	66	72	73	75	286	4	71.50	T44	7,040.00
1999	76	76			152	2	76.00	CUT	0.00
2000	76	75			151	2	75.50	CUT	0.00
2002	75	72			147	2	73.50	CUT	0.00
2004	76	73			149	2	74.50	CUT	0.00
2005	72	70	71	72	285	4	71.25	T30	34,925.00
2006	73	75	72	72	292	4	73.00	T42	20,700.00
Totals					4085	56	72.95		\$178,545.54

SINGH, JEEV M.

Year	1st	2nd	3rd	4th	Total	Rounds Played	Avg Score	Finish	Money
2007	76	76			152	2	76.00	CUT	0.00
2010	74	74			148	2	74.00	CUT	0.00
Totals					300	4	75.00		\$0.00

SINGH, VIJAY

Year	1st	2nd	3rd	4th	Total	Rounds Played	Avg Score	Finish	Money
1992	73	68	66	69	276	4	69.00	T7	37,830.00
1993	71	69	68	73	281	4	70.25	T16	22,400.00
1994	78	78			156	2	78.00	CUT	0.00
1995	69	67	71	70	277	4	69.25	T11	40,800.00
1996	72	73	70	74	289	4	72.25	T43	5,772.00
1997	70	65	67		202	3	67.33	1	342,000.00
1998	73	70	76	74	293	4	73.25	T68	4,466.00
1999	68	67	70	69	275	4	68.75	2	275,400.00
2000	72	69	68	77	286	4	71.50	T33	16,378.00
2001	70	66	73	71	280	4	70.00	T5	155,800.00
2002	69	67	72	69	277	4	69.25	T4	169,650.00
2003	67	69	72	71	279	4	69.75	T4	220,000.00
2004	73	72	71	71	287	4	71.75	T24	39,725.00
2005	77	74			151	2	75.50	CUT	0.00
2006	74	71	72	74	291	4	72.75	T38	25,300.00
2007	69	72	71	67	279	4	69.75	T15	93,000.00
2009	75	75			150	2	75.00	CUT	0.00
2010	71	72	66	71	280	4	70.00	T12	117,600.00
2011	73	72	76	65	286	4	71.50	T37	27,900.00
2012	72	73	69	75	289	4	72.25	T16	99,200.00
2013	74	74			148	2	74.00	CUT	0.00
2014	73	77			150	2	75.00	CUT	0.00
Totals					5482	77	71.19		\$1,693,221.00

SJOLAND, PATRIK

Year	1st	2nd	3rd	4th	Total	Rounds Played	Avg Score	Finish	Money
1999	83	77			160	2	80.00	CUT	0.00
Totals					160	2	80.00		\$0.00

SLOCUM, HEATH

Year	1st	2nd	3rd	4th	Total	Rounds Played	Avg Score	Finish	Money
2002	73	66	69	73	281	4	70.25	T19	58,000.00
2004	74	77			151	2	75.50	CUT	0.00
2006	74	71	74	72	291	4	72.75	T38	25,300.00
Totals					723	10	72.30		\$83,300.00

SLUMAN, JEFF

Year	1st	2nd	3rd	4th	Total	Rounds Played	Avg Score	Finish	Money
1987	76	76			152	2	76.00	CUT	0.00
1988	72	71	72	77	292	4	73.00	T41	3,837.14
1989	76	70	74		220	3	73.33	DQ	0.00
1990	85				85	1	85.00	WD	0.00
1992	68	75	65	74	282	4	70.50	T35	6,137.85
1994	80	72			152	2	76.00	CUT	0.00
1995	72	70	70	67	279	4	69.75	T19	22,950.00
1996	73	75			148	2	74.00	CUT	0.00
1998	73	70	75	77	295	4	73.75	70	4,400.00
2000	73	71	70	71	285	4	71.25	T25	22,669.00
2001	67	73	73	71	284	4	71.00	T15	65,600.00
2002	69	70	71	71	281	4	70.25	T19	58,500.00
2003	70	72	72	73	287	4	71.75	T18	70,000.00
2004	70	73	73	72	288	4	72.00	T33	27,150.00
2005	65	71	68	72	276	4	69.00	T3	286,000.00
2006	76	72	76	71	295	4	73.75	T57	12,765.00
2007	72	71	75	70	288	4	72.00	T55	13,620.00
Totals					4189	58	72.22		\$593,628.99

SMALL, DAVID

Year	1st	2nd	3rd	4th	Total	Rounds Played	Avg Score	Finish	Money
2003	74	76			150	2	75.00	CUT	0.00
Totals					150	2	75.00		\$0.00

SMITH, BOB E.

Year	1st	2nd	3rd	4th	Total	Rounds Played	Avg Score	Finish	Money
1976	75	75	76	75	301	4	75.25	T35	1,030.00
1977	76	71	72	75	294	4	73.50	T21	1,986.00
1978	77	72	79	73	301	4	75.25	T55	816.00
Totals					896	12	74.67		\$3,832.00

SMITH, CHRIS

Year	1st	2nd	3rd	4th	Total	Rounds Played	Avg Score	Finish	Money
2001	66	71	81	76	294	4	73.50	T56	9,225.00
2002	75	69	71	73	288	4	72.00	T56	10,125.00
2003	73	72	84	75	304	4	76.00	68	10,200.00
2010	78	79			157	2	78.50	CUT	0.00
Totals					1043	14	74.50		\$29,550.00

Player Records

SMITH, MIKE

Year	1st	2nd	3rd	4th	Total	Rounds Played	Avg Score	Finish	Money
1985	75	80			155	2	77.50	CUT	0.00
1986	72	82			154	2	77.00	CUT	0.00
1991	76	70	75	76	297	4	74.25	T70	2,436.00
Totals					606	8	75.75		\$2,436.00

SMITH, JERRY

Year	1st	2nd	3rd	4th	Total	Rounds Played	Avg Score	Finish	Money
2000	76	76			152	2	76.00	CUT	0.00
Totals					152	2	76.00		\$0.00

SNEAD, J.C.

Year	1st	2nd	3rd	4th	Total	Rounds Played	Avg Score	Finish	Money
1977	71	73	77	73	294	4	73.50	T21	1,986.00
1978	74	76			150	2	75.00	CUT	0.00
1979	76	73	77	72	298	4	74.50	T22	2,880.00
1980	71	70	72	80	293	4	73.25	T47	1,680.00
1981	73	74	73	79	299	4	74.75	T54	1,710.00
1982	76	69	71	75	291	4	72.75	T40	2,000.00
1983	73	76	73	74	296	4	74.00	T52	1,800.00
1984	76	75	74	76	301	4	75.25	T65	1,540.00
1987	72	74	74	71	291	4	72.75	T63	2,597.50
1988	72	71	76	73	292	4	73.00	T41	3,837.15
Totals					2805	38	73.82		\$20,030.65

SNEAD, SAM

Year	1st	2nd	3rd	4th	Total	Rounds Played	Avg Score	Finish	Money
1976	76	83			159	2	79.50	CUT	0.00
1982	81	77			158	2	79.00	CUT	0.00
Totals					317	4	79.25		\$0.00

SNEDEKER, BRANDT

Year	1st	2nd	3rd	4th	Total	Rounds Played	Avg Score	Finish	Money
2004	75	74			149	2	74.50	CUT	0.00
2007	74	74			148	2	74.00	CUT	0.00
2008	76	75			151	2	75.50	CUT	0.00
2010	75	72			147	2	73.50	CUT	0.00
2012	69	74			143	2	71.50	WD	0.00
2013	72	80			152	2	76.00	CUT	0.00
Totals					738	10	73.80		\$0.00

SNEED, ED

Year	1st	2nd	3rd	4th	Total	Rounds Played	Avg Score	Finish	Money
1976	73	71	73	76	293	4	73.25	T10	4,800.00
1977	74	74	75	76	299	4	74.75	T48	890.00
1978	69	70	78	71	288	4	72.00	T4	10,333.00
1979	71	78	75	69	293	4	73.25	6	10,800.00
1980	73	77	73	73	296	4	74.00	T57	1,585.00
1981	72	72	74	79	297	4	74.25	T41	2,020.00
1982	74	72	72	72	290	4	72.50	T34	2,275.00
1983	75	76			151	2	75.50	CUT	0.00
1984	74	74	75	80	303	4	75.75	70	1,500.00
Totals					2510	34	73.82		\$34,203.00

SONNIER, RANDY

Year	1st	2nd	3rd	4th	Total	Rounds Played	Avg Score	Finish	Money
1985	71	74	83	83	311	4	77.75	72	(A)
Totals					311	4	77.75		\$0.00

SOON, LU CHIEN

Year	1st	2nd	3rd	4th	Total	Rounds Played	Avg Score	Finish	Money
1983	77	77			154	2	77.00	CUT	0.00
Totals					154	2	77.00		\$0.00

SOWARDS, BOB

Year	1st	2nd	3rd	4th	Total	Rounds Played	Avg Score	Finish	Money
2005	73	73	74	77	297	4	74.25	79	10,010.00
2008	78	82			160	2	80.00	CUT	0.00
Totals					457	6	76.17		\$10,010.00

SPENCE, CRAIG

Year	1st	2nd	3rd	4th	Total	Rounds Played	Avg Score	Finish	Money
2000	78	72			150	2	75.00	CUT	0.00
Totals					150	2	75.00		\$0.00

SPIETH, JORDAN

Year	1st	2nd	3rd	4th	Total	Rounds Played	Avg Score	Finish	Money
2013	72	73	82	68	295	4	73.75	T63	13,206.00
2014	69	72	67	75	283	4	70.75	T19	65,237.78
Totals					578	8	72.25		\$78,443.78

SPOSA, MIKE

Year	1st	2nd	3rd	4th	Total	Rounds Played	Avg Score	Finish	Money
2001	68	78	72	71	289	4	72.25	T40	16,810.00
Totals					289	4	72.25		\$16,810.00

SPRINGER, MIKE

Year	1st	2nd	3rd	4th	Total	Rounds Played	Avg Score	Finish	Money
1993	73	74			147	2	73.50	CUT	0.00
1994	72	71	78	69	290	4	72.50	T45	4,392.00
1995	72				150	2	75.00	CUT	0.00
Totals					587	8	73.38		\$4,392.00

STADLER, CRAIG

Year						Rounds	Avg	Finish	Money
	1st	2nd	3rd	4th	Total	Played	Score		
1977	84	79			163	2	81.50	CUT	0.00
1978	72	75	79	76	302	4	75.50	T63	780.00
1979	76	80	67	76	299	4	74.75	T27	2,220.00
1980	73	72	76	73	294	4	73.50	52	1,650.00
1981	70	71	75		287	4	71.75	T3	16,800.00
1982	74	73	73	76	296	4	74.00	T62	1,565.00
1983	77	79			156	2	78.00	CUT	0.00
1984	69	77	71	72	289	4	72.25	T16	7,750.00
1985	76	72	72	77	297	4	74.25	T45	2,014.00
1986	72	69	71	67	279	4	69.75	T10	13,335.00
1987	71	67	71	69	278	4	69.50	T9	19,480.00
1988	78	71	72	67	288	4	72.00	T22	8,978.34
1989	77	71	69	73	290	4	72.50	T24	8,921.67
1990	77	74	75		226	3	75.33	T32	5,533.33
1991	71	70	70	68	279	4	69.75	T4	52,800.00
1992	77	70			147	2	73.50	CUT	0.00
1993	73	72	73	69	287	4	71.75	T40	5,040.00
1994	71	73	73	77	294	4	73.50	T60	3,255.00
1995	68	74	68	74	284	4	71.00	T47	4,494.80
1996	72	71	74	69	286	4	71.50	T26	13,590.00
1997	76	68			144	2	72.00	WD	0.00
1998	67	73	70	70	280	4	70.00	T11	46,640.00
2002	73	69	70	70	282	4	70.50	T22	43,200.00
2003					0	0	0.00	WD	0.00
Totals					6027	83	72.61	\$258,047.14	

STADLER, KEVIN

Year	1st	2nd	3rd	4th	Total	Rounds Played	Avg Score	Finish	Money
2005	75	72			147	2	73.50	CUT	0.00
2006	74	73	78	74	299	4	74.75	T3	11,155.00
2010	69	75	72	74	290	4	72.50	T55	13,560.00
2011	71	68	75	70	284	4	71.00	T22	54,405.00
2012	72	73	71	73	289	4	72.25	T16	99,200.00
2013	79	70			149	2	74.50	CUT	0.00
2014	72	71	68	73	284	4	71.00	T28	38,646.67
Totals					1742	24	72.58		\$216,966.67

STALLINGS, SCOTT

Year	1st	2nd	3rd	4th	Total	Rounds Played	Avg Score	Finish	Money
2011	68	76	68	71	283	4	70.75	T20	77,500.00
2012	66	73	75	77	291	4	72.75	T25	40,776.92
2013	70	70	75	67	282	4	70.50	T4	272,800.00
2014	72	71	77	71	291	4	72.75	T65	12,834.00
Totals					1147	16	71.69		\$403,910.92

STANDLY, MIKE

Year	1st	2nd	3rd	4th	Total	Rounds Played	Avg Score	Finish	Money
1992	69	68	71	75	283	4	70.75	T42	4,420.00
1993	69	72	74	72	287	4	71.75	T40	5,040.00
1994	76	72	74	75	297	4	74.25	69	3,060.00
1997	69	74	73		216	3	72.00	T46	5,006.50
Totals					1083	15	72.20		\$17,526.50

STANKOWSKI, PAUL

Year	1st	2nd	3rd	4th	Total	Rounds Played	Avg Score	Finish	Money
1996	73	66	67	74	280	4	70.00	T6	56,340.00
1997	73	71	69		213	3	71.00	T26	13,775.00
2001	72	71	74	75	292	4	73.00	T49	10,229.50
2002	75	71	74	76	296	4	74.00	72	8,820.00
Totals					1081	15	72.07		\$89,164.50

STANLEY, KYLE

Year	1st	2nd	3rd	4th	Total	Rounds Played	Avg Score	Finish	Money
2011	72	73	71	70	286	4	71.50	T37	27,900.00
2012	75	74			149	2	74.50	CUT	0.00
2013	67	70	73	71	281	4	70.25	3	421,600.00
2014	74	68	80	76	298	4	74.50	74	11,904.00
Totals					1014	14	72.43		\$461,404.00

Player Records

STEELE, BRENDAN

Year	1st	2nd	3rd	4th	Total	Rounds Played	Avg Score	Finish	Money
2011	70	71	76	72	289	4	72.25	T51	14,284.80
2012	72	75	74	77	298	4	74.50	T62	13,206.00
2013	79	81			160	2	80.00	CUT	0.00
2014	74	71			145	2	72.50	CUT	0.00
Totals					892	12	74.33		\$27,490.80

STENSON, HENRIK

Year	1st	2nd	3rd	4th	Total	Rounds Played	Avg Score	Finish	Money
2010	73	70	72	76	290	4	72.50	T60	13,020.00
2011	79	67			146	2	73.00	CUT	0.00
2012	74	68	71	80	293	4	73.25	T46	17,577.00
2013	71	73	75	72	291	4	72.75	T41	20,556.45
Totals					1020	14	72.86		\$51,153.45

STERNE, RICHARD

Year	1st	2nd	3rd	4th	Total	Rounds Played	Avg Score	Finish	Money
2009	74	71	74	71	290	4	72.50	T36	28,260.00
Totals					290	4	72.50		\$28,260.00

STEWART, PAYNE

Year	1st	2nd	3rd	4th	Total	Rounds Played	Avg Score	Finish	Money
1982	71	75	80	72	298	4	74.50	T67	1,525.00
1983	70	74	71	72	287	4	71.75	T14	7,200.00
1984	67	75	72	69	283	4	70.75	T3	26,000.00
1985	71	70	75	75	291	4	72.75	T18	7,390.00
1986	72	69	69	68	278	4	69.50	T7	17,313.33
1987	74	69	70	71	284	4	71.00	T30	5,769.00
1988	72	69	67	75	283	4	70.75	T6	26,880.83
1989	70	73	73	65	281	4	70.25	3	60,440.00
1990	74	74	69		217	3	72.33	2	108,000.00
1991	79	68	72	69	288	4	72.00	T36	6,030.00
1992	72	70	66	66	274	4	68.50	T3	75,400.00
1993	69	66	67	74	276	4	69.00	3	95,200.00
1994	78	74			152	2	76.00	CUT	0.00
1995	70	75	71	71	287	4	71.75	T59	3,740.00
1996	68	70	75	72	285	4	71.25	T21	18,720.00
1997	76	72			148	2	74.00	CUT	0.00
1998	67	72	74	83	286	4	71.50	T1	4,356.00
1999	75	65	73	72	285	4	71.25	T24	20,181.43
Totals					4783	67	71.39		\$484,145.59

STOCKTON, DAVE

Year	1st	2nd	3rd	4th	Total	Rounds Played	Avg Score	Finish	Money
1976	77	77	72	73	299	4	74.75	T26	1,450.00
1977	71	76	73	74	294	4	73.50	T21	1,986.00
1982	76	77			153	2	76.50	CUT	0.00
1983	72	76	76	79	303	4	75.75	T69	1,605.00
1984	81	75			156	2	78.00	CUT	0.00
Totals					1205	16	75.31		\$5,041.00

STOLZ, ANDRE

Year	1st	2nd	3rd	4th	Total	Rounds Played	Avg Score	Finish	Money
2004	86				86	1	86.00	WD	0.00
Totals					86	1	86.00		\$0.00

STORM, GRAEME

Year	1st	2nd	3rd	4th	Total	Rounds Played	Avg Score	Finish	Money
2000	81	72			153	2	76.50	CUT	0.00
2008	79	81			160	2	80.00	CUT	0.00
Totals					313	4	78.25		\$0.00

STRANGE, CURTIS

Year	1st	2nd	3rd	4th	Total	Rounds Played	Avg Score	Finish	Money
1978	69	76	77	70	292	4	73.00	T10	5,300.00
1979	73	81	76	75	305	4	76.25	T54	1,080.00
1980	73	73	71	73	290	4	72.50	T29	1,964.17
1982	79	73			152	2	76.00	CUT	0.00
1983	75	69	69	75	288	4	72.00	T17	5,060.00
1984	72	72	81	72	297	4	74.25	T51	1,684.00
1985	74	72	74	73	293	4	73.25	T31	3,833.34
1986	76	69	70	71	286	4	71.50	T39	2,668.00
1987	70	69	72	74	285	4	71.25	T35	4,863.75
1988	73	70	64	67	274	4	68.50	1	160,000.00
1989	78	69	69	73	289	4	72.25	T21	11,680.00
1990	80	70	73		223	3	74.33	T22	10,000.00
1991	72	71	76	71	290	4	72.50	T48	3,016.00
1992	72	67	68	72	279	4	69.75	T19	16,315.00
1993	72	72	76	70	290	4	72.50	T57	3,136.00
1994	74	69	73	67	283	4	70.75	T14	25,500.00
1995	73	72	73	70	288	4	72.00	T62	3,621.00
1996	72	71	74	70	287	4	71.75	T30	10,240.00
1997	73	69	73		215	3	71.67	T38	7,600.00
1998	77	75			152	2	76.00	CUT	0.00
1999	70	70	72	74	286	4	71.50	T31	15,459.25
2001	71	75	77	78	301	4	75.25	69	8,282.00
2002	75	75			150	2	75.00	CUT	0.00
Totals					6095	84	72.56		\$301,302.51

STREB, ROBERT

Year	1st	2nd	3rd	4th	Total	Rounds Played	Avg Score	Finish	Money
2014	72	67	69	76	284	4	71.00	T28	38,646.66
Totals					284	4	71.00		\$38,646.66

STRECK, RON

Year	1st	2nd	3rd	4th	Total	Rounds Played	Avg Score	Finish	Money
1979	74	78	77	72	301	4	75.25	T36	1,491.00
1980	75	75	71	75	296	4	74.00	T57	1,585.00
1981	80	71	74	81	306	4	76.50	T70	1,525.00
1982	73	76	82	78	309	4	77.25	74	1,500.00
1983	73	76	72	72	293	4	73.25	T41	2,108.34
1984	75	79			154	2	77.00	CUT	0.00
1985	78	74			152	2	76.00	CUT	0.00
1986	72	75			147	2	73.50	CUT	0.00
Totals					1958	26	75.31		\$8,209.34

STREELMAN, KEVIN

Year	1st	2nd	3rd	4th	Total	Rounds Played	Avg Score	Finish	Money
2009	77	76			153	2	76.50	CUT	0.00
2010	70	73	74	69	286	4	71.50	T33	30,375.00
2011	74	68	72	66	280	4	70.00	T7	174,116.67
2012	73	76			149	2	74.50	CUT	0.00
2013	71	80			151	2	75.50	CUT	0.00
2014	74	73			147	2	73.50	CUT	0.00
Totals					1166	16	72.88		\$204,491.67

STRICKER, STEVE

Year	1st	2nd	3rd	4th	Total	Rounds Played	Avg Score	Finish	Money
1994	72	75	69	73	289	4	72.25	T38	6,150.00
1995	73	72	72	73	290	4	72.50	T66	3,451.00
1996	72	70	70	70	282	4	70.50	13	37,800.00
1997	73	72	70		215	3	71.67	T38	7,600.00
1998	71	72	68	73	284	4	71.00	T31	12,477.00
1999	69	70	73	73	285	4	71.25	T24	20,181.43
2000	74	72	73	76	295	4	73.75	T67	6,169.00
2001	74	70	72	72	288	4	72.00	T37	19,270.00
2007	72	75			147	2	73.50	CUT	0.00
2009	70	74	73	71	288	4	72.00	T27	40,800.00
2010	69	70	71	71	281	4	70.25	T17	93,000.00
2011	68	67	69	68	272	4	68.00	1	1,116,000.00
2012	73	70	75	76	294	4	73.50	T50	15,438.00
2014	71	70	70	68	279	4	69.75	T6	215,450.00
Totals					3789	53	71.49		\$1,593,786.43

STROUD, CHRIS

Year	1st	2nd	3rd	4th	Total	Rounds Played	Avg Score	Finish	Money
2009	77	75			152	2	76.00	CUT	0.00
2012	74	78			152	2	76.00	CUT	0.00
2013	69	77	69	78	293	4	73.25	T53	14,353.00
2014	74	68	74	76	292	4	73.00	T69	12,400.00
Totals					889	12	74.08		\$26,753.00

STUARD, BRIAN

Year	1st	2nd	3rd	4th	Total	Rounds Played	Avg Score	Finish	Money
2013	72	72			149	2	74.50	CUT	0.00
2014	74	73			147	2	73.50	CUT	0.00
Totals					296	4	74.00		\$0.00

Player Records

SULLIVAN, MIKE

Year	1st	2nd	3rd	4th	Total	Rounds Played	Avg Score	Finish	Money
1979	74	85			159	2	79.50	CUT	0.00
1980	73	73	78	74	298	4	74.50	T65	1,537.50
1981	71	73	70	79	293	4	73.25	T24	3,090.00
1982	71	72	73	72	288	4	72.00	T22	3,404.00
1983	72	72	72	72	288	4	72.00	T17	5,060.00
1984	72	71	72	73	288	4	72.00	T13	10,000.00
1985	80	73			153	2	76.50	CUT	0.00
1986	71	75	69	71	286	4	71.50	T39	2,668.00
1987	80	73			153	2	76.50	CUT	0.00
1989	72	74	74	73	293	4	73.25	T41	5,100.00
1990	83	76			159	2	79.50	CUT	0.00
1995	67	76	77	72	292	4	73.00	T2	3,332.00
Totals					2950	40	73.75		\$34,191.50

SUMMERHAYS, DANIEL

Year	1st	2nd	3rd	4th	Total	Rounds Played	Avg Score	Finish	Money
2011	72	71	80	69	292	4	73.00	T63	12,896.00
2012	69	71	74	69	283	4	70.75	T4	272,800.00
2013	74	76			150	2	75.00	CUT	0.00
2014	74	70	68	72	284	4	71.00	T28	38,646.67
Totals					1009	14	72.07		\$324,342.67

SUTHERLAND, DAVID

Year	1st	2nd	3rd	4th	Total	Rounds Played	Avg Score	Finish	Money
2000	84	75			159	2	79.50	CUT	0.00
Totals					159	2	79.50		\$0.00

SUTHERLAND, KEVIN

Year	1st	2nd	3rd	4th	Total	Rounds Played	Avg Score	Finish	Money
1997	75	73			148	2	74.00	CUT	0.00
1998	70	73	70	78	291	4	72.75	T64	4,620.00
1999	73	74	78	74	299	4	74.75	T72	4,972.50
2000	76	73			149	2	74.50	CUT	0.00
2001	69	72	71	71	283	4	70.75	T11	90,200.00
2002	73	71	71	77	292	4	73.00	G9	9,090.00
2003	73	71	73	77	294	4	73.50	T45	15,050.00
2004	71	70	72	75	288	4	72.00	T33	27,150.00
2009	69	75	73	70	287	4	71.75	T23	55,200.00
2010	72	72	72	74	290	4	72.50	T55	13,560.00
Totals					2621	36	72.81		\$219,842.50

SUTTON, HAL

Year	1st	2nd	3rd	4th	Total	Rounds Played	Avg Score	Finish	Money
1981	78	77			155	2	77.50	CUT	0.00
1982	71	69	75	72	287	4	71.75	T16	5,075.00
1983	72	73	71	71	287	4	71.75	T14	7,200.00
1984	71	73	73	68	285	4	71.25	T6	17,375.00
1985	72	75	70	75	292	4	73.00	T24	4,785.72
1986	68	69	66	68	271	4	67.75	1	100,000.00
1987	74	64	68	72	278	4	69.50	T9	19,480.00
1988	75	70	69	77	291	4	72.75	T35	5,011.66
1989	78	73			151	2	75.50	CUT	0.00
1990	79	78	71		228	3	76.00	T43	2,922.00
1991	75	69	73	70	287	4	71.75	T29	7,465.72
1992	70	74	73	74	291	4	72.75	T5	2,470.00
1993	74	79			153	2	76.50	CUT	0.00
1994	73	76			149	2	74.50	CUT	0.00
1995	69	73	73	75	290	4	72.50	T66	3,451.00
1996	74	72	67	73	286	4	71.50	T26	13,590.00
1997	73	72	70		215	3	71.67	T38	7,600.00
2000	71	71	67	70	279	4	69.75	T8	93,000.00
2001	71	71	75	76	293	4	73.25	T53	9,539.00
Totals					4768	66	72.24		\$298,965.10

SVOBODA, ANDREW

Year	1st	2nd	3rd	4th	Total	Rounds Played	Avg Score	Finish	Money
2014	72	69	68	74	283	4	70.75	T19	65,237.77
Totals					283	4	70.75		\$65,237.77

TANAKA, HIDEICHI

Year	1st	2nd	3rd	4th	Total	Rounds Played	Avg Score	Finish	Money
1999	74	71	72	80	297	4	74.25	T70	5,074.50
2001	74	75			149	2	74.50	CUT	0.00
2003	70	72	79	72	293	4	73.25	T40	19,500.00
2004	73	75	72	68	288	4	72.00	T33	27,150.00
Totals					1027	14	73.36		\$51,724.50

TANIGUCHI, TORU

Year	1st	2nd	3rd	4th	Total	Rounds Played	Avg Score	Finish	Money
2001	68	74	69	69	280	4	70.00	T5	155,800.00
2002	74	68	75	73	290	4	72.50	T65	9,315.00
2005	75	73			148	2	74.00	CUT	0.00
Totals					718	10	71.80		\$165,115.00

TAPIE, ALAN

Year	1st	2nd	3rd	4th	Total	Rounds Played	Avg Score	Finish	Money
1976	74	71	71	78	294	4	73.50	T12	3,866.00
1977	78	76			154	2	77.00	CUT	0.00
1978	70	74	81	79	304	4	76.00	T67	765.00
1979	75	76	73	73	297	4	74.25	T16	4,350.00
1980	71	71	75	71	288	4	72.00	T20	3,250.00
1981	73	73	76	74	296	4	74.00	T35	2,250.00
Totals					1633	22	74.23		\$14,481.00

TAYLOR, VAUGHN

Year	1st	2nd	3rd	4th	Total	Rounds Played	Avg Score	Finish	Money
2005	72	70	70	72	284	4	71.00	T24	44,550.00
2006	70	72	70	68	280	4	70.00	T7	179,208.34
2008	71	73	70	77	291	4	72.75	T26	45,300.00
2010	75	69	71	76	291	4	72.75	T60	13,020.00
2011	72	76			148	2	74.00	CUT	0.00
Totals					1294	18	71.89		\$282,078.34

TEATER, JOSH

Year	1st	2nd	3rd	4th	Total	Rounds Played	Avg Score	Finish	Money
2010	73	80			153	2	76.50	CUT	0.00
2011	67	72	77	72	288	4	72.00	T45	17,732.00
2013	67	79	75	73	294	4	73.50	T57	13,702.00
2014	71	72	76	72	291	4	72.75	T65	12,834.00
Totals					1026	14	73.29		\$44,268.00

TENNYSON, BRIAN

Year	1st	2nd	3rd	4th	Total	Rounds Played	Avg Score	Finish	Money
1988	79	75			154	2	77.00	CUT	0.00
1990	78	75	76		229	3	76.33	T53	2,293.33
1991	70	74	72	73	289	4	72.25	T38	4,560.00
Totals					672	9	74.67		\$6,853.33

TERAVAINEN, PETER

Year	1st	2nd	3rd	4th	Total	Rounds Played	Avg Score	Finish	Money
1997	76	74			150	2	75.00	CUT	0.00
Totals					150	2	75.00		\$0.00

TEWELL, DOUG

Year	1st	2nd	3rd	4th	Total	Rounds Played	Avg Score	Finish	Money
1978	73	73	75	80	301	4	75.25	T55	816.00
1980	77	76			153	2	76.50	CUT	0.00
1983	76	71	70	72	289	4	72.25	T25	3,540.00
1984	72	72	72	73	289	4	72.25	T16	7,750.00
1985	71	71	74	73	289	4	72.25	T10	12,856.00
1986	66	70	70	73	279	4	69.75	T10	13,335.00
1988	74	73	74	68	289	4	72.25	T28	6,758.00
1989	77	72	78	76	303	4	75.75	T68	3,540.00
1991	69	69	72	71	281	4	70.25	T8	30,000.00
1992	68	71	69	74	282	4	70.50	T35	6,137.86
1998	73	67	74	74	288	4	72.00	T51	5,148.00
1999	75	71	73	76	295	4	73.75	T67	5,227.50
Totals					3338	46	72.57		\$95,108.36

THATCHER, ROLAND

Year	1st	2nd	3rd	4th	Total	Rounds Played	Avg Score	Finish	Money
2011	76	74			150	2	75.00	CUT	0.00
Totals					150	2	75.00		\$0.00

THOMAS, JUSTIN

Year	1st	2nd	3rd	4th	Total	Rounds Played	Avg Score	Finish	Money
2014	73	68	72	72	285	4	71.25	T37	25,420.00
Totals					285	4	71.25		\$25,420.00

THOMPSON, BARNEY

Year	1st	2nd	3rd	4th	Total	Rounds Played	Avg Score	Finish	Money
1981	73	81			154	2	77.00	CUT	0.00
Totals					154	2	77.00		\$0.00

Player Records

THOMPSON, LEONARD

Year	1st	2nd	3rd	4th	Total	Rounds Played	Avg Score	Finish	Money
1976	77	77	83	83	320	4	80.00	T1	0.00
1977	76	72	78	73	299	4	74.75	T48	890.00
1978	73	72	75	80	300	4	75.00	T53	865.00
1979	78	75	72	73	298	4	74.50	T22	2,880.00
1980	73	70	71	73	287	4	71.75	T16	4,650.00
1981	78	73	81	76	308	4	77.00	T73	1,500.00
1982	74	72	73	75	294	4	73.50	T55	1,680.00
1983	81	75			156	2	78.00	CUT	0.00
1984	72	80			152	2	76.00	CUT	0.00
1990	77	75	78		230	3	76.67	T59	2,180.00
Totals					2644	35	75.54		\$14,645.00

THOMPSON, MICHAEL

Year	1st	2nd	3rd	4th	Total	Rounds Played	Avg Score	Finish	Money
2012	74	79			153	2	76.50	CUT	0.00
2013	69	76	70	69	284	4	71.00	T8	167,400.00
2014	67	76	72	70	285	4	71.25	T37	25,420.00
Totals					722	10	72.20		\$192,820.00

THOMPSON, NICHOLAS

Year	1st	2nd	3rd	4th	Total	Rounds Played	Avg Score	Finish	Money
2008	75	83			158	2	79.00	CUT	0.00
2009	69	75	78	73	295	4	73.75	T58	13,320.00
2013	78	73			151	2	75.50	CUT	0.00
2014	70	75			145	2	72.50	CUT	0.00
Totals					749	10	74.90		\$13,320.00

THORPE, JIM

Year	1st	2nd	3rd	4th	Total	Rounds Played	Avg Score	Finish	Money
1979	82				82	1	82.00	DQ	0.00
1983	74	69	70	70	283	4	70.75	T4	19,200.00
1984	70	73	75	71	289	4	72.25	T16	7,750.00
1985	75	78			153	2	76.50	CUT	0.00
1986	73	69	76	71	289	4	72.25	T52	1,686.00
1987	70	68	72	77	287	4	71.75	T46	3,021.43
1988	76	79			155	2	77.50	CUT	0.00
1990	79	78	71		228	3	76.00	T43	2,922.00
1991	75	76			151	2	75.50	CUT	0.00
1992	75	75			150	2	75.00	CUT	0.00
1994	70	75	72	71	288	4	72.00	T35	7,725.00
Totals					2355	32	73.59		\$42,304.43

TIANGALE, GUAN

Year	1st	2nd	3rd	4th	Total	Rounds Played	Avg Score	Finish	Money
2013	72	79			151	2	75.50	CUT	0.00
Totals					151	2	75.50		\$0.00

TODD, BRENDON

Year	1st	2nd	3rd	4th	Total	Rounds Played	Avg Score	Finish	Money
2014	71	68	69	72	280	4	70.00	T8	167,400.00
Totals					280	4	70.00		\$167,400.00

TODD, RICK

Year	1st	2nd	3rd	4th	Total	Rounds Played	Avg Score	Finish	Money
1996	71	73	72	75	291	4	72.75	T56	3,960.00
Totals					291	4	72.75		\$3,960.00

TOLEDO, ESTEBAN

Year	1st	2nd	3rd	4th	Total	Rounds Played	Avg Score	Finish	Money
1998	73	70	73	73	289	4	72.25	T58	4,884.00
2001	76	70	82	74	302	4	75.50	T70	8,200.00
Totals					591	8	73.88		\$13,084.00

TOLLES, TOMMY

Year	1st	2nd	3rd	4th	Total	Rounds Played	Avg Score	Finish	Money
1996	73	73	72	68	286	4	71.50	T26	13,590.00
1997	70	64	71		205	3	68.33	T4	78,533.34
1998	74	74			148	2	74.00	CUT	0.00
1999	76	80			156	2	78.00	CUT	0.00
Totals					795	11	72.27		\$92,123.34

TOMS, DAVID

Year	1st	2nd	3rd	4th	Total	Rounds Played	Avg Score	Finish	Money
1992	71	72	71	67	281	4	70.25	T26	8,847.22
1998	72	73	70	73	288	4	72.00	T51	5,148.00
1999	75	79			154	2	77.00	CUT	0.00
2005	70	70	64	74	278	4	69.50	T8	148,500.00
Totals					1001	14	71.50		\$162,495.22

TRAHAN, D.J.

Year	1st	2nd	3rd	4th	Total	Rounds Played	Avg Score	Finish	Money
2007	69	71	71	73	284	4	71.00	T35	28,950.00
2008	73	76	78	72	299	4	74.75	T62	12,900.00
2009	73	74	69	77	293	4	73.25	T48	15,264.00
2010	73	69	77	72	291	4	72.75	T60	13,020.00
2011	77				77	1	77.00	WD	0.00
Totals					1244	17	73.18		\$70,134.00

TRAUB, JOHN

Year	1st	2nd	3rd	4th	Total	Rounds Played	Avg Score	Finish	Money
1981	81	77			158	2	79.00	CUT	0.00
Totals					158	2	79.00		\$0.00

TREVINO, LEE

Year	1st	2nd	3rd	4th	Total	Rounds Played	Avg Score	Finish	Money
1976	79	74	70	72	295	4	73.75	T15	3,200.00
1977	72	74	72	71	289	4	72.25	T7	6,375.00
1979	74	81			155	2	77.50	WD	0.00
1982	78	73			151	2	75.50	CUT	0.00
1983	75	73	75	73	296	4	74.00	T52	1,800.00
1984	74	78			152	2	76.00	CUT	0.00
Totals					1338	18	74.33		\$11,375.00

TRINGALE, CAMERON

Year	1st	2nd	3rd	4th	Total	Rounds Played	Avg Score	Finish	Money
2011	77	69			146	2	73.00	CUT	0.00
2012	72	74	73	72	291	4	72.75	T25	40,776.93
2013	71	71	74	70	286	4	71.50	T16	93,000.00
2014	73	70	70	72	285	4	71.25	T37	25,420.00
Totals					1008	14	72.00		\$159,196.93

TRIPLETT, KIRK

Year	1st	2nd	3rd	4th	Total	Rounds Played	Avg Score	Finish	Money
1992	84	66			150	2	75.00	CUT	0.00
1994	72	71	69	73	285	4	71.25	T24	13,800.00
1995	73	75			148	2	74.00	CUT	0.00
1996	75	77			152	2	76.00	CUT	0.00
1997	70	72	72		214	3	71.33	T32	10,513.33
1998	67	71	70	73	281	4	70.25	T16	30,863.00
1999	78	76			154	2	77.00	CUT	0.00
2004	75	77			152	2	76.00	CUT	0.00
2005	74	69	71	70	284	4	71.00	T24	44,550.00
2006	73	70	73	70	286	4	71.50	T18	63,077.50
Totals					2106	29	72.62		\$162,803.83

TRYBA, TED

Year	1st	2nd	3rd	4th	Total	Rounds Played	Avg Score	Finish	Money
1994	70	76	76	68	290	4	72.50	T45	4,392.00
1996	72	72	74	76	294	4	73.50	T69	3,618.00
1997	80	71			151	2	75.50	CUT	0.00
1998	67	71	68	73	279	4	69.75	T7	66,275.00
1999	73	74	78	75	300	4	75.00	T74	4,896.00
2000	72	74	72	76	294	4	73.50	T66	6,448.00
Totals					1608	22	73.09		\$85,629.00

TURNESA, MARC

Year	1st	2nd	3rd	4th	Total	Rounds Played	Avg Score	Finish	Money
2009	72	73	78	78	301	4	75.25	T74	11,580.00
Totals					301	4	75.25		\$11,580.00

Player Records

TWAY, BOB

Year	1st	2nd	3rd	4th	Total	Rounds Played	Avg Score	Finish	Money
1981	76	73	74	82	305	4	76.25	T66	(A) 0.00
1986	70	73	72	70	285	4	71.25	T29	3,628.00
1987	73	76			149	2	74.50	CUT	0.00
1988	74	74	76	72	296	4	74.00	T61	2,647.50
1989	71	69	68	69	277	4	69.25	1	160,000.00
1990	75	83			158	2	79.00	CUT	0.00
1991	69	70	74	72	285	4	71.25	T23	11,040.00
1992	76				76			WD	0.00
1993	76	76			152	2	76.00	CUT	0.00
1994	71	77	69	72	289	4	72.25	T38	6,150.00
1995	72	66	70	73	281	4	70.25	T29	11,050.00
1996	72	74	71	72	289	4	72.25	T43	5,772.00
1997	74	66	69		209	3	69.67	T10	45,600.00
1998	70	73	68	70	281	4	70.25	T16	30,863.00
1999	72	75	71	69	287	4	71.75	T35	11,777.38
2000	74	69	70	79	293	4	73.25	62	6,696.00
2001	72	72	68	76	288	4	72.00	T37	19,270.00
2002	65	71	68	73	277	4	69.25	T4	169,650.00
2003	69	72	74	77	292	4	73.00	T34	25,250.00
2004	73	80			153	2	76.50	CUT	0.00
2005	72	73	71	74	290	4	72.50	T57	12,265.00
2006	74	74	73	70	291	4	72.75	T38	25,300.00
2007	69	72	68	77	286	4	71.50	T45	17,160.00
Totals					5789	79	73.28		\$564,118.88

TWIGGS, GREG

Year	1st	2nd	3rd	4th	Total	Rounds Played	Avg Score	Finish	Money
1989	81	74			155	2	77.50	CUT	0.00
1993	70	69	71	72	282	4	70.50	T19	18,200.00
1994	78	82			160	2	80.00	CUT	0.00
Totals					597	8	74.63		\$18,200.00

TWITTY, HOWARD

Year	1st	2nd	3rd	4th	Total	Rounds Played	Avg Score	Finish	Money
1976	72	84	72	68	296	4	74.00	T18	2,400.00
1977	73	84			157	2	78.50	CUT	0.00
1978	75	71	73	74	293	4	73.25	T15	3,750.00
1979	75	76	74	69	294	4	73.50	T7	9,350.00
1980	73	75	74	77	299	4	74.75	T67	1,527.50
1981	76	81			157	2	78.50	CUT	0.00
1982	73	70	70	73	286	4	71.50	T11	7,420.00
1983	75	81			156	2	78.00	CUT	0.00
1987	75	77			152	2	76.00	CUT	0.00
1988	74	75	72	77	297	4	74.25	T63	2,603.34
1993	75	77			152	2	76.00	CUT	0.00
1994	78	78			156	2	78.00	CUT	0.00
Totals					2695	36	74.86		\$27,050.84

UPPER, BRETT

Year	1st	2nd	3rd	4th	Total	Rounds Played	Avg Score	Finish	Money
1985	73	73	72	74	292	4	73.00	T24	4,785.71
1986	72	74	74	73	293	4	73.25	T67	1,512.00
Totals					585	8	73.13		\$6,297.71

URESTI, OMAR

Year	1st	2nd	3rd	4th	Total	Rounds Played	Avg Score	Finish	Money
1996	76	73			149	2	74.50	CUT	0.00
1997	75	70	76		221	3	73.67	T67	3,800.00
Totals					370	5	74.00		\$3,800.00

UTLEY, STAN

Year	1st	2nd	3rd	4th	Total	Rounds Played	Avg Score	Finish	Money
1990	84	78			162	2	81.00	CUT	0.00
Totals					162	2	81.00		\$0.00

VALENTINE, TOMMY

Year	1st	2nd	3rd	4th	Total	Rounds Played	Avg Score	Finish	Money
1982	78	81			159	2	79.50	CUT	0.00
1983	78	77			155	2	77.50	CUT	0.00
Totals					314	4	78.50		\$0.00

VAN DE VELDE, JEAN

Year	1st	2nd	3rd	4th	Total	Rounds Played	Avg Score	Finish	Money
2001	75	73			148	2	74.00	CUT	0.00
Totals					148	2	74.00		\$0.00

VAN PELT, BO

Year	1st	2nd	3rd	4th	Total	Rounds Played	Avg Score	Finish	Money
2004	76	75			151	2	75.50	CUT	0.00
2005	67	74	69	68	276	4	69.00	T3	286,000.00
2006	70	72	73	78	293	4	73.25	T46	15,640.00
2007	74	72	70	65	281	4	70.25	T23	51,900.00
2008	71	76	73	72	292	4	73.00	T30	34,133.33
2009	81	70			151	2	75.50	CUT	0.00
2010	70	69	68	69	276	4	69.00	T3	348,000.00
2011	72	70	72	67	281	4	70.25	T13	112,840.00
2012	73	69	75	71	288	4	72.00	T13	119,866.67
2013	73	69	72	73	287	4	71.75	T21	58,202.50
2014	72	72	66	73	283	4	70.75	T19	65,237.78
Totals					2859	40	71.48		\$1,091,820.28

VEGAS, JHONATTAN

Year	1st	2nd	3rd	4th	Total	Rounds Played	Avg Score	Finish	Money
2011	70	77			147	2	73.50	CUT	0.00
2012	74	73	75	74	296	4	74.00	T56	14,074.00
Totals					443	6	73.83		\$14,074.00

VERIATO, STEVE

Year	1st	2nd	3rd	4th	Total	Rounds Played	Avg Score	Finish	Money
1978	77	75			152	2	76.00	CUT	0.00
Totals					152	2	76.00		\$0.00

VERPLANK, SCOTT

Year	1st	2nd	3rd	4th	Total	Rounds Played	Avg Score	Finish	Money
1987	73	74			147	2	73.50	CUT	0.00
1988	73	69	68	75	285	4	71.25	T15	15,833.33
1989	72	73	69	70	284	4	71.00	T6	32,610.00
1990	77	77	71		225	3	75.00	T30	6,650.00
1991	76	80			156	2	78.00	CUT	0.00
1995	74	69	71	67	281	4	70.25	T29	11,050.00
1996	73	76			149	2	74.50	CUT	0.00
1998	72	70	71	72	285	4	71.25	T38	9,240.00
1999	71	73	70	75	289	4	72.25	T48	6,579.00
2000	71	72	73	68	284	4	71.00	T20	34,844.00
2001	66	72	72	76	286	4	71.50	T24	33,210.00
2002	72	68	74	73	287	4	71.75	T49	10,902.86
2003	69	78			147	2	73.50	CUT	0.00
2005	75	66	67	71	279	4	69.75	T13	110,000.00
2006	73	75	74	72	294	4	73.50	T52	13,409.00
Totals					3678	51	72.12		\$284,328.19

VILLEGAS, CAMILO

Year	1st	2nd	3rd	4th	Total	Rounds Played	Avg Score	Finish	Money
2006	77	76			153	2	76.50	CUT	0.00
2007	69	71	72	71	283	4	70.75	T31	36,375.00
2009	71	74	73	71	289	4	72.25	T34	33,150.00
2010	77	68	70	70	285	4	71.25	T28	40,800.00
2011	73	69	71	72	285	4	71.25	T30	36,845.71
2012	73	74	82	74	303	4	75.75	T70	12,338.00
2013	72	71	76	72	291	4	72.75	T41	20,556.44
2014	71	68	72	74	285	4	71.25	T37	25,420.00
Totals					2174	30	72.47		\$205,485.15

VOGES, MITCH

Year	1st	2nd	3rd	4th	Total	Rounds Played	Avg Score	Finish	Money
1992	87	71			158	2	79.00	CUT	(A) 0.00
Totals					158	2	79.00		\$0.00

WADKINS, BOBBY

Year	1st	2nd	3rd	4th	Total	Rounds Played	Avg Score	Finish	Money
1977	68	72	69	81	290	4	72.50	T11	4,950.00
1978	70	69	81	79	299	4	74.75	T46	910.00
1979	77	85			162	2	81.00	CUT	0.00
1980	70	80	73	82	305	4	76.25	T5	1,500.00
1981	82	73			155	2	77.50	CUT	0.00
1982	76	73	70	74	293	4	73.25	T50	1,760.00
1983	74	73	70	71	288	4	72.00	T17	5,060.00
1984	77	74	75	76	302	4	75.50	T68	1,515.00
1985	78	73			151	2	75.50	CUT	0.00
1986	76	70	70	73	289	4	72.25	T52	1,686.00
1987	70	73	72	71	286	4	71.50	T39	3,980.00
1988	71	76	74	66	287	4	71.75	T19	12,283.34
1989	77	78			155	2	77.50	CUT	0.00
1990	78	84			162	2	81.00	CUT	0.00
1991	71	73	76	71	291	4	72.75	T54	2,748.00
1993	68	72	72	72	284	4	71.00	T25	10,920.00
1994	77	74			151	2	75.50	CUT	0.00
1998	71	72	65	73	281	4	70.25	T16	30,863.00
Totals					4431	60	73.85		\$78,175.34

Player Records

WADKINS, LANNY

Year	1st	2nd	3rd	4th	Total	Rounds Played	Avg Score	Finish	Money
1976	77	79	74	78	308	4	77.00	T62	370.00
1979	69	79	73	71	292	4	73.00	T4	13,200.00
1980	71	72	71	71	285	4	71.25	T8	7,800.00
1981	68	72	75	73	288	4	72.00	T7	10,185.00
1982	72	72	69	83	296	4	74.00	T62	1,565.00
1983	67	72	75	72	286	4	71.50	T9	10,000.00
1984	72	76	74	74	296	4	74.00	T46	1,886.00
1985	69	72	67	74	282	4	70.50	2	60,000.00
1986	67	78	71	67	283	4	70.75	T23	5,723.33
1987	70	70	69	76	285	4	71.25	T35	4,863.75
1988	79	66	71	67	283	4	70.75	T6	26,880.84
1989	77	73	69	71	290	4	72.50	T24	8,921.67
1990	73	76	73		222	3	74.00	T16	14,500.00
1991	72	70	73	71	286	4	71.50	T27	9,060.00
1992	71	69	73		213	3	71.00	DQ	0.00
1993	73	72	73	74	292	4	73.00	62	3,024.00
1994	77	73			150	2	75.00	CUT	0.00
1995	69	72	73	74	288	4	72.00	T62	3,621.00
1996	72	71	76	79	298	4	74.50	T6	3,384.00
1998	74	75			149	2	74.50	CUT	0.00
Totals					5372	74	72.59		\$184,984.59

WADSWORTH, FRED

Year	1st	2nd	3rd	4th	Total	Rounds Played	Avg Score	Finish	Money
1987	68	68	71	75	282	4	70.50	T24	7,793.33
1988	76	73	78	74	301	4	75.25	T70	2,500.00
Totals					583	8	72.88		\$10,293.33

WAGNER, JOHNSON

Year	1st	2nd	3rd	4th	Total	Rounds Played	Avg Score	Finish	Money
2008	78	67	74	73	292	4	73.00	T30	34,133.33
2009	69	74	76	73	292	4	73.00	T45	18,600.00
2011	71	74	77	70	292	4	73.00	T63	12,896.00
2012	72	72	73	75	292	4	73.00	T38	24,800.00
2013	79				79	1	79.00	WD	0.00
Totals					1247	17	73.35		\$90,429.33

WAITE, GRANT

Year	1st	2nd	3rd	4th	Total	Rounds Played	Avg Score	Finish	Money
1993	69	72	74	70	285	4	71.25	T30	8,890.00
1994	77	75			152	2	76.00	CUT	0.00
2001	68	71	72	76	287	4	71.75	T30	24,365.71
Totals					724	10	72.40		\$33,255.71

WALDORF, DUFFY

Year	1st	2nd	3rd	4th	Total	Rounds Played	Avg Score	Finish	Money
1992	74	71	67	69	281	4	70.25	T26	8,847.22
1993	75	75			150	2	75.00	CUT	0.00
1995	71	71	73	69	284	4	71.00	T47	4,494.80
1996	71	74	70	74	289	4	72.25	T43	5,772.00
1997	73	71	75		219	3	73.00	T60	4,104.00
2000	74	68	75	73	290	4	72.50	T51	7,295.00
2001	68	75	80	73	296	4	74.00	T63	8,692.00
2004	76	80			156	2	78.00	CUT	0.00
2005	72	70	73	71	286	4	71.50	T34	28,380.00
2006	73	72	73	75	293	4	73.25	T46	15,640.00
Totals					2544	35	72.69		\$83,225.02

WALKER, JIMMY

Year	1st	2nd	3rd	4th	Total	Rounds Played	Avg Score	Finish	Money
2010	74	78			152	2	76.00	CUT	0.00
2011	73	74			147	2	73.50	CUT	0.00
2012	72	73	78	75	298	4	74.50	T62	13,206.00
2013	72	75	77	80	304	4	76.00	73	12,028.00
Totals					901	12	75.08		\$25,234.00

WALL, ART

Year	1st	2nd	3rd	4th	Total	Rounds Played	Avg Score	Finish	Money
1976	80				80	1	80.00	CUT	0.00
1977	72	80	73	76	301	4	75.25	T58	806.00
1979	74	81	73	74	302	4	75.50	T39	1,390.00
Totals					683	9	75.89		\$2,196.00

WALTERS, EUAN

Year	1st	2nd	3rd	4th	Total	Rounds Played	Avg Score	Finish	Money
2005	76	70	74	73	293	4	73.25	T73	10,615.00
Totals					293	4	73.25		\$10,615.00

WALZEL, BOBBY

Year	1st	2nd	3rd	4th	Total	Rounds Played	Avg Score	Finish	Money
1976	78	79	78	74	309	4	77.25	T65	345.00
1977	82	81			163	2	81.50	CUT	0.00
1978	72	77	74	72	295	4	73.75	T24	1,970.00
1979	73	78	75	72	298	4	74.50	T22	2,880.00
1980	67	76	73	74	290	4	72.50	T29	1,964.17
Totals					1355	18	75.28		\$7,159.17

WARREN, CHARLES

Year	1st	2nd	3rd	4th	Total	Rounds Played	Avg Score	Finish	Money
2008	84	76			160	2	80.00	CUT	0.00
2009	77	78			155	2	77.50	CUT	0.00
Totals					315	4	78.75		\$0.00

WATNEY, NICK

Year	1st	2nd	3rd	4th	Total	Rounds Played	Avg Score	Finish	Money
2007	68	69	73	75	285	4	71.25	T41	22,800.00
2008	68	80	68	75	291	4	72.75	T26	45,300.00
2009	73	71	74	68	286	4	71.50	T14	90,133.34
2010	74	82			156	2	78.00	CUT	0.00
2012	73	75			148	2	74.00	CUT	0.00
2013	82	77			159	2	79.50	CUT	0.00
2014	69	71	74	74	288	4	72.00	T55	14,198.00
Totals					1613	22	73.32		\$172,431.34

WATSON, BUBBA

Year	1st	2nd	3rd	4th	Total	Rounds Played	Avg Score	Finish	Money
2006	72	70	77	71	290	4	72.50	T34	30,331.25
2007	66	68	73	74	281	4	70.25	T23	51,900.00
2008	72	84			156	2	78.00	CUT	0.00
2009	71	71	70	75	287	4	71.75	T23	55,200.00
2010	69	73	74	70	286	4	71.50	T33	30,375.00
2011	75	69	71	72	287	4	71.75	T42	22,940.00
2012	75	74			149	2	74.50	CUT	0.00
2013	71	67	75	75	288	4	72.00	T29	40,300.00
2014	66	69	69	72	276	4	69.00	3	421,600.00
Totals					2300	32	71.88		\$652,646.25

WATSON, DENIS

Year	1st	2nd	3rd	4th	Total	Rounds Played	Avg Score	Finish	Money
1982					0	0	0.00	DQ	0.00
1983	79	68	71	74	292	4	73.00	T37	2,370.00
1985	76	74	71	75	296	4	74.00	T41	2,500.00
1986	76	69	72	73	290	4	72.50	T57	1,625.00
1987	75	66	65	70	276	4	69.00	T3	40,443.34
1988	76	68	74	77	295	4	73.75	T58	2,693.33
Totals					1449	20	72.45		\$49,631.67

WATSON, TOM

Year	1st	2nd	3rd	4th	Total	Rounds Played	Avg Score	Finish	Money
1977	71	70	73	71	285	4	71.25	3	15,975.00
1978	73	72	72	75	292	4	73.00	T10	5,300.00
1979	73	69	72	71	285	4	71.25	1	54,000.00
1980	74	67	69	71	281	4	70.25	2	32,400.00
1981	72	72	69	74	287	4	71.75	T3	16,800.00
1982	74	73	70	70	287	4	71.75	T16	5,075.00
1983	73	67	72	76	288	4	72.00	T17	5,060.00
1984	72	72	71	74	289	4	72.25	T16	7,750.00
1985	75	72	76	71	294	4	73.50	T34	3,320.00
1987	67	69	71	72	279	4	69.75	T14	14,950.00
1988	76	76			152	2	76.00	CUT	0.00
1989	78	73			151	2	75.50	CUT	0.00
1990	77	74	71		222	3	74.00	T16	14,500.00
1991	68	73	70	71	282	4	70.50	T15	20,400.00
1992	72	70	70	69	281	4	70.25	T26	8,847.23
1993	72	76			148	2	74.00	CUT	0.00
1994	77	69	70	72	288	4	72.00	T35	7,725.00
1995	67	71	68	69	275	4	68.75	T5	57,630.00
1996	70	68	66	70	274	4	68.50	1	324,000.00
1997	72	69	75		216	3	72.00	T46	5,006.50
Totals					5156	72	71.61		\$598,738.73

WATTS, BRIAN

Year	1st	2nd	3rd	4th	Total	Rounds Played	Avg Score	Finish	Money
1993	76	72			148	2	74.00	CUT	0.00
1999	70	74	66	73	283	4	70.75	T14	43,350.00
2000	74	75			149	2	74.50	CUT	0.00
Totals					580	8	72.50		\$43,350.00

Player Records

WEAVER, DREW

Year	1st	2nd	3rd	4th	Total	Rounds Played	Avg Score	Finish	Money
2008	79	80			159	2	79.50	CUT	
2011	71	70	75	72	288	4	72.00	T45	17,732.00
Totals					447	6	74.50		\$17,732.00

WEEKLEY, BOO

Year	1st	2nd	3rd	4th	Total	Rounds Played	Avg Score	Finish	Money
2007	69	69	72	72	282	4	70.50	T29	41,700.00
2008	76	77			153	2	76.50	CUT	0.00
2010	72	76			148	2	74.00	CUT	0.00
2012	82				82	1	82.00	WD	0.00
Totals					665	9	73.89		\$41,700.00

WEIBRING, D.A.

Year	1st	2nd	3rd	4th	Total	Rounds Played	Avg Score	Finish	Money
1979	79	82			161	2	80.50	CUT	0.00
1980	72	75	70	76	293	4	73.25	T47	1,680.00
1981	68	75	70	79	292	4	73.00	T18	4,410.00
1982	76	72	73	70	291	4	72.75	T40	2,000.00
1984	75	75	71	78	299	4	74.75	T60	1,590.00
1985	72	74	73	72	291	4	72.75	T18	7,390.00
1986	72	71	75	68	286	4	71.50	T39	2,668.00
1987	71	69	73	67	280	4	70.00	T17	12,222.50
1988	70	75	71	72	288	4	72.00	T22	8,978.34
1989	73	73	75	75	296	4	74.00	T55	3,740.00
1990	84	76			160	2	80.00	CUT	0.00
1992	72	71	71	74	288	4	72.00	T68	2,626.00
1993	72	70	72	69	283	4	70.75	T22	14,560.00
1995	70	73	68	73	284	4	71.00	T47	4,494.80
1996	75	73			148	2	74.00	CUT	0.00
Totals					3940	54	72.96		\$66,359.64

WEIR, MIKE

Year	1st	2nd	3rd	4th	Total	Rounds Played	Avg Score	Finish	Money
1999	73	72	74	66	285	4	71.25	T24	20,181.43
2000	74	65	68	69	276	4	69.00	4	148,800.00
2001	72	69	71	75	287	4	71.75	T30	24,365.71
2002	74	68	72	70	284	4	71.00	T30	22,860.00
2003	72	70	71	65	278	4	69.50	3	340,000.00
2005	76	75			151	2	75.50	CUT	0.00
2006	71	71	74	76	292	4	73.00	T42	20,700.00
2007	74	75			149	2	74.50	CUT	0.00
2008	71	72	68	71	282	4	70.50	T2	396,000.00
2009	69	69	75	71	284	4	71.00	T10	150,000.00
2010	77	75			152	2	76.00	CUT	0.00
2011	76	82			158	2	79.00	CUT	0.00
2012	83	81			164	2	82.00	CUT	0.00
2013	75	72	75	71	293	4	73.25	T53	14,353.00
2014	73	72			145	2	72.50	CUT	0.00
Totals					3480	48	72.50		\$1,137,260.14

WEISKOPF, TOM

Year	1st	2nd	3rd	4th	Total	Rounds Played	Avg Score	Finish	Money
1976	77	74	70	72	293	4	73.25	T10	4,800.00
1977	71	71	73	82	297	4	74.25	T40	980.00
1978	72	77	74	72	295	4	73.75	T24	1,970.00
1979	76	73	74	74	297	4	74.25	T16	4,350.00
1980	69	71	71	72	283	4	70.75	T4	13,200.00
1981	71	73	71	75	290	4	72.50	T14	6,475.00
1982	80				80	1	80.00	WD	0.00
1983	70	79	74	65	288	4	72.00	T17	5,060.00
1986	80	78			158	2	79.00	CUT	0.00
1990	80	76	76		232	3	77.33	T68	2,010.00
1992	77	72			149	2	74.50	CUT	0.00
Totals					2662	36	73.94		\$38,845.00

WENTWORTH, KEVIN

Year	1st	2nd	3rd	4th	Total	Rounds Played	Avg Score	Finish	Money
2000	78	74			152	2	76.00	CUT	0.00
Totals					152	2	76.00		\$0.00

WESTNER, WAYNE

Year	1st	2nd	3rd	4th	Total	Rounds Played	Avg Score	Finish	Money
1990	83	82			165	2	82.50	CUT	0.00
1996	68	70	71	78	287	4	71.75	T30	10,240.00
Totals					452	6	75.33		\$10,240.00

WESTWOOD, LEE

Year	1st	2nd	3rd	4th	Total	Rounds Played	Avg Score	Finish	Money
2003	72	68	75	76	291	4	72.75	T29	32,500.00
2013	76				76	1	76.00	WD	0.00
Totals					367	5	73.40		\$32,500.00

WETTERICH, BRETT

Year	1st	2nd	3rd	4th	Total	Rounds Played	Avg Score	Finish	Money
2002	78	71			149	2	74.50	CUT	0.00
2006	69	69	73	67	278	4	69.50	T2	506,000.00
2007	77	76			153	2	76.50	CUT	0.00
2008	76	73	81	75	305	4	76.25	T69	12,000.00
2010	71	74	77	74	296	4	74.00	T0	12,000.00
2011	70	71	70	70	281	4	70.25	T13	112,840.00
Totals					1462	20	73.10		\$642,840.00

WI, CHARLIE

Year	1st	2nd	3rd	4th	Total	Rounds Played	Avg Score	Finish	Money
2011	73	72	73	74	292	4	73.00	T63	12,896.00
2012	71	75	75	74	295	4	73.75	T52	14,539.00
2013	67	74	77	78	296	4	74.00	T65	12,896.00
Totals					883	12	73.58		\$40,331.00

WIEBE, MARK

Year	1st	2nd	3rd	4th	Total	Rounds Played	Avg Score	Finish	Money
1986	75	71	69	69	284	4	71.00	T26	4,666.67
1987	74	74			148	2	74.00	CUT	0.00
1988	75	71	70	72	288	4	72.00	T22	8,978.33
1989	71	75	75	68	289	4	72.25	T21	11,680.00
1990	79	70	72		221	3	73.67	T13	19,333.34
1991	75	75			150	2	75.00	CUT	0.00
1993	69	71	73	71	284	4	71.00	T25	10,920.00
1996	78	73			151	2	75.50	CUT	0.00
1998	72	70	68	72	282	4	70.50	T23	19,580.00
Totals					2097	29	72.31		\$75,158.34

WILKINSON, TIM

Year	1st	2nd	3rd	4th	Total	Rounds Played	Avg Score	Finish	Money
2008	72	75	75	74	296	4	74.00	T53	13,824.00
Totals					296	4	74.00		\$13,824.00

WILLIAMSON, JAY

Year	1st	2nd	3rd	4th	Total	Rounds Played	Avg Score	Finish	Money
2003	73	73	70	74	290	4	72.50	T21	37,750.00
Totals					290	4	72.50		\$37,750.00

WILLIAMSON, PETER

Year	1st	2nd	3rd	4th	Total	Rounds Played	Avg Score	Finish	Money
2013	81	77			158	2	79.00	CUT	0.00
Totals					158	2	79.00		\$0.00

WILLIS, GARRETT

Year	1st	2nd	3rd	4th	Total	Rounds Played	Avg Score	Finish	Money
2001	72	70	73	75	290	4	72.50	T43	14,350.00
2002	73	69	73	79	294	4	73.50	T0	9,000.00
Totals					584	8	73.00		\$23,350.00

WILSON, CHRIS

Year	1st	2nd	3rd	4th	Total	Rounds Played	Avg Score	Finish	Money
2009	79	77			156	2	78.00	CUT	0.00
2010	78	79			157	2	78.50	CUT	0.00
Totals					313	4	78.25		\$0.00

WILSON, DEAN

Year	1st	2nd	3rd	4th	Total	Rounds Played	Avg Score	Finish	Money
2006	80	73			153	2	76.50	CUT	0.00
2008	78	72	83	74	307	4	76.75	T73	11,580.00
Totals					460	6	76.67		\$11,580.00

WILSON, JOHN

Year	1st	2nd	3rd	4th	Total	Rounds Played	Avg Score	Finish	Money
1996	74	71	74	71	290	4	72.50	T49	4,361.00
Totals					290	4	72.50		\$4,361.00

WILSON, MARK

Year	1st	2nd	3rd	4th	Total	Rounds Played	Avg Score	Finish	Money
2007	71	75	68	75	289	4	72.25	T59	13,200.00
2008	73	74	74	71	292	4	73.00	T30	34,133.33
2009	68	70	69	73	280	4	70.00	T3	348,000.00
2010	75	79			154	2	77.00	CUT	0.00
2011	70	73	66	71	280	4	70.00	T7	174,116.66
2012	70	76	78	75	299	4	74.75	T66	12,834.00
2013	74	75			149	2	74.50	CUT	0.00
2014	69	74	74	76	293	4	73.25	T72	12,090.00
Totals					2036	28	72.71		\$594,373.99

Player Records

WITTENBURG, CASEY

Year	1st	2nd	3rd	4th	Total	Rounds Played	Avg Score	Finish	Money
2013	76	75			151	2	75.50	CUT	0.00
Totals					151	2	75.50		\$0.00

WOLCOTT, BOB

Year	1st	2nd	3rd	4th	Total	Rounds Played	Avg Score	Finish	Money
1991	76	72	70	74	292	4	73.00		2,652.00
Totals					292	4	73.00		\$2,652.00

WOLSTENHOLME, GARY

Year	1st	2nd	3rd	4th	Total	Rounds Played	Avg Score	Finish	Money
1992	79	77			156	2	78.00	CUT	0.00
Totals					156	2	78.00		\$0.00

WONG, EUGENE

Year	1st	2nd	3rd	4th	Total	Rounds Played	Avg Score	Finish	Money
2011	80	72			152	2	76.00	CUT	(A) 0.00
Totals					152	2	76.00		\$0.00

WOOD, WILLIE

Year	1st	2nd	3rd	4th	Total	Rounds Played	Avg Score	Finish	Money
1984	72	75	73	70	290	4	72.50	T22	5,141.67
1985	73	70	73	75	291	4	72.75	T18	7,390.00
1986	75	71	72	77	295	4	73.75	T72	1,500.00
1987	73	67	69	75	284	4	71.00	T30	5,769.00
1990	84	79			163	2	81.50	CUT	0.00
1997	72	78			150	2	75.00	CUT	0.00
Totals					1473	20	73.65		\$19,800.67

WOODLAND, GARY

Year	1st	2nd	3rd	4th	Total	Rounds Played	Avg Score	Finish	Money
2011	72	69	69	68	278	4	69.50	6	223,200.00
2012	77	79			156	2	78.00	CUT	0.00
2014	71	68	75	75	289	4	72.25	T57	13,764.00
Totals					1009	14	72.07		\$329,964.00

WOODS, TIGER

Year	1st	2nd	3rd	4th	Total	Rounds Played	Avg Score	Finish	Money
1997	72	75	74		221	3	73.67	T67	3,800.00
1998	70	74	71	73	288	4	72.00	T51	5,148.00
1999	68	66	70	69	273	4	68.25	1	459,000.00
2000	71	63	65	70	269	4	67.25	1	558,000.00
2001	68	69	68	66	271	4	67.75	1	738,000.00
2002	74	70	72	66	282	4	70.50	T22	43,200.00
2003	67	71	76	65	279	4	69.75	T4	220,000.00
2004	72	68	67	69	276	4	69.00	3	357,000.00
2005	69	68	71	68	276	4	69.00	T3	286,000.00
2007	70	72	70	67	279	4	69.75	T15	93,000.00
2009	69	74	68	65	276	4	69.00	1	1,080,000.00
2010	72	69	69	72	282	4	70.50	T19	75,300.00
2012	70	69	73	67	279	4	69.75	1	1,116,000.00
Totals					3551	51	69.63		\$5,034,448.00

WOODWARD, JIM

Year	1st	2nd	3rd	4th	Total	Rounds Played	Avg Score	Finish	Money
1992	71	69	70	71	281	4	70.25	T26	8,847.22
Totals					281	4	70.25		\$8,847.22

WOOSNAM, IAN

Year	1st	2nd	3rd	4th	Total	Rounds Played	Avg Score	Finish	Money
1987	71	69	73	73	286	4	71.50	T39	3,980.00
Totals					286	4	71.50		\$3,980.00

WRENN, ROBERT

Year	1st	2nd	3rd	4th	Total	Rounds Played	Avg Score	Finish	Money
1988	74	74	72	72	292	4	73.00	T41	3,837.15
1989	76	74	69	78	297	4	74.25	T59	3,680.00
1990	83	81			164	2	82.00	CUT	0.00
1991	74	71	73	74	292	4	73.00	T58	2,652.00
Totals					1045	14	74.64		\$10,169.15

WYNN, BOB

Year	1st	2nd	3rd	4th	Total	Rounds Played	Avg Score	Finish	Money
1976	73	72	75	79	299	4	74.75	T26	1,450.00
1977	76	75	69	73	293	4	73.25	T17	3,037.00
1978	76	70	75	77	298	4	74.50	T40	993.00
Totals					890	12	74.17		\$5,480.00

YABE, AKIRA

Year	1st	2nd	3rd	4th	Total	Rounds Played	Avg Score	Finish	Money
1983	77	75			152	2	76.00	CUT	0.00
Totals					152	2	76.00		\$0.00

YAMAMOTO, YOSHITAKA

Year	1st	2nd	3rd	4th	Total	Rounds Played	Avg Score	Finish	Money
1979	82	76			158	2	79.00	CUT	0.00
Totals					158	2	79.00		\$0.00

YANG, YONG-EUN

Year	1st	2nd	3rd	4th	Total	Rounds Played	Avg Score	Finish	Money
2007	74	76			150	2	75.00	CUT	0.00
2008	77	76			153	2	76.50	CUT	0.00
2009	73	72	74	72	291	4	72.75	T41	22,800.00
2010	70	74	67	73	284	4	71.00	T23	53,400.00
2014	78	67			145	2	72.50	CUT	0.00
Totals					1023	14	73.07		\$76,200.00

YATES, DANNY

Year	1st	2nd	3rd	4th	Total	Rounds Played	Avg Score	Finish	Money
1989	80	78			158	2	79.00	CUT	(A) 0.00
Totals					158	2	79.00		\$0.00

YOKOO, KANAME

Year	1st	2nd	3rd	4th	Total	Rounds Played	Avg Score	Finish	Money
1999	73	70	67	71	281	4	70.25	T7	76,818.75
2001	73	80			153	2	76.50	CUT	0.00
2002	77	75			152	2	76.00	CUT	0.00
Totals					586	8	73.25		\$76,818.75

ZARLEY, KERMIT

Year	1st	2nd	3rd	4th	Total	Rounds Played	Avg Score	Finish	Money
1976	80	77	70	76	303	4	75.75	T47	535.00
1979	80	81			161	2	80.50	CUT	0.00
1980	77	69	73	71	290	4	72.50	T29	1,964.17
Totals					754	10	75.40		\$2,499.17

ZENDER, BOB

Year	1st	2nd	3rd	4th	Total	Rounds Played	Avg Score	Finish	Money
1978	74	72	71	79	296	4	74.00	T30	1,518.00
1979	76	79	74	75	304	4	76.00	T47	1,151.00
Totals					600	8	75.00		\$2,669.00

ZHANG, LIAN-WEI

Year	1st	2nd	3rd	4th	Total	Rounds Played	Avg Score	Finish	Money
2004	77	77			154	2	77.00	CUT	0.00
Totals					154	2	77.00		\$0.00

ZOELLER, FUZZY

Year	1st	2nd	3rd	4th	Total	Rounds Played	Avg Score	Finish	Money
1977	72	67	78	71	288	4	72.00	T5	8,662.00
1978	71	73	73	70	287	4	71.75	3	17,750.00
1979	79	74	71	72	296	4	74.00	T12	6,075.00
1980	74	72	80	77	303	4	75.75	T72	1,501.67
1981	73	72	72	71	288	4	72.00	T7	10,185.00
1982	76	72	66	73	287	4	71.75	T16	5,075.00
1983	72	73	70	73	288	4	72.00	T17	5,060.00
1984	71	79			150	2	75.00	WD	0.00
1985	78	74			152	2	76.00	CUT	0.00
1986	71	72	69	71	283	4	70.75	T23	5,723.34
1987	75	73			148	2	74.00	CUT	0.00
1988	72	70	69	76	287	4	71.75	T19	12,283.33
1989	69	66	72	72	279	4	69.75	2	96,000.00
1990	77	81			158	2	79.00	CUT	0.00
1991	68	69	75	70	282	4	70.50	T15	20,400.00
1992	74	69	69	69	281	4	70.25	T26	8,847.23
1993	71	69	73	68	281	4	70.25	T16	22,400.00
1994	76	73			149	2	74.50	CUT	0.00
1995	70	67	75	73	285	4	71.25	52	4,080.00
1996	71	69	70	71	281	4	70.25	T11	43,200.00
1997	78	69	73		220	3	73.33	T65	3,971.00
1998	73	75			148	2	74.00	CUT	0.00
1999	73	72	82	74	301	4	75.25	75	4,845.00
2000	75	75			150	2	75.00	CUT	0.00
2001	78	70			148	2	74.00	CUT	0.00
Totals					6020	83	72.53		\$276,058.57

Player Records

ZOKOL, RICHARD

Year	1st	2nd	3rd	4th	Total	Rounds Played	Avg Score	Finish	Money
1988	73	75	78	75	301	4	75.25	T70	2,500.00
1992	73	75			148	2	74.00	CUT	0.00
1993	78	74			152	2	76.00	CUT	0.00
Totals					601	8	75.13		\$2,500.00

Player Records



Tournament founder and host Jack Nicklaus with 2014 winner Hideki Matsuyama.

Scoring Averages and Money Winnings

Performance Summary 1976 thru 2014

Name	Average Score	Years Played	Total Earnings	Name	Average Score	Years Played	Total Earnings
AARON, TOMMY	77.24	7	2,490.00	BOLLI, JUSTIN	79.50	2	0.00
ACOSTA, E. PEREZ	80.00	1	0.00	BOOKER, ERIC	73.50	1	5,329.50
ADAMS, BLAKE	72.70	3	100,440.00	BOOROS, JIM	80.25	2	0.00
ADAMS, JOHN	76.25	2	0.00	BOROS, GUY	73.43	3	34,200.00
AIKEN, THOMAS	73.50	3	0.00	BOROS, JULIUS	75.75	1	535.00
ALLAN, STEVE	77.00	1	0.00	BOWDITCH, STEVEN	72.50	1	0.00
ALLEM, FULTON	73.55	10	21,990.66	BRADLEY, KEEGAN	72.92	4	40,672.00
ALLEN, MICHAEL	72.67	2	28,350.00	BRADLEY, MICHAEL	72.69	4	42,428.00
ALLENBY, ROBERT	72.45	18	393,630.75	BRAND, GORDON	75.00	1	0.00
ALLIN, BUD	76.71	3	1,520.00	BRANNAN, MICHAEL	79.00	2	0.00
ALLRED, JASON	70.50	1	102,300.00	BREHAUT, JEFF	73.75	1	12,765.00
AMES, STEPHEN	72.00	4	217,362.50	BREWER, JR., GAY	75.63	2	1,547.00
AN, BYEOUNG-HUN	74.00	1	0.00	BRIGHT, MIKE	75.50	1	1,550.00
ANDRADE, BILLY	72.79	19	319,910.34	BRISKY, MIKE	72.60	2	10,513.33
AOKI, ISAO	73.83	2	4,410.00	BRITTON, BILL	74.77	5	7,251.00
APHIBARNRAT, KIRADECH	72.50	1	13,268.00	BROOKS, MARK	72.04	13	289,958.34
APPLEBY, STUART	72.67	17	438,467.58	BROWN, BILLY RAY	75.09	4	5,286.00
ARCHER, GEORGE	73.19	7	33,694.17	BROWN, KEN	77.50	1	0.00
ARMOUR, TOMMY	74.26	7	23,102.50	BROWN, SCOTT	71.50	2	124,000.00
ARMSTRONG, WALLY	75.22	5	4,933.00	BROWNE, OLIN	71.60	3	74,775.00
ATWAL, ARJUN	73.00	3	29,700.51	BRYANT, BART	72.32	6	1,084,399.21
AUBREY, EMILYN	72.00	1	7,560.00	BRYANT, BRAD	74.30	11	29,069.91
AUSTIN, WOODY	72.45	12	428,007.33	BURKE, PATRICK	75.00	1	0.00
AXLEY, ERIC	74.50	1	0.00	BURN, BOB	74.75	1	11,050.00
AZINGER, PAUL	71.75	21	1,076,026.35	BURNS, GEORGE	73.86	12	47,652.51
BADDELEY, AARON	73.18	13	442,195.67	BYMAN, BOB	76.00	2	1,537.50
BAE, SANG-MOON	78.00	2	0.00	BYRD, JONATHAN	72.93	11	770,066.66
BAIRD, BRINY	72.60	5	45,424.10	BYRUM, CURT	73.83	4	88,835.84
BAIRD, BUTCH	77.00	2	806.00	BYRUM, TOM	73.76	6	29,604.64
BAKER-FINCH, IAN	74.27	9	60,055.00	CABRERA, ANGEL	72.63	3	54,405.00
BALLESTEROS, SEVE	73.38	2	4,513.43	CADLE, GEORGE	76.92	4	1,512.00
BARBER, MILLER	74.50	6	47,463.00	CALCAVECCHIA, MARK	73.25	24	586,900.25
BARLOW, CRAIG	78.00	2	0.00	CALDWELL, REX	75.68	8	9,187.00
BARNES, RICKY	71.29	4	478,676.93	CALFEE, BILL	77.50	1	0.00
BARR, DAVE	73.63	11	40,941.93	CAMPBELL, CHAD	72.22	5	245,215.00
BATEMAN, BRIAN	78.00	1	0.00	CANIPE, DAVID	73.25	1	2,977.00
BEAN, ANDY	73.14	15	123,796.52	CARNEVALE, MARK	73.50	1	0.00
BEARD, FRANK	75.88	2	1,537.00	CARTER, JIM	74.81	6	10,999.72
BECK, CHIP	72.06	14	197,252.02	CASEY, PAUL	72.15	5	249,492.50
BECKMAN, CAMERON	72.67	2	22,860.00	CASPER, BILLY	79.00	1	0.00
BEEM, RICH	73.81	5	39,189.67	CASTRO, ROBERTO	72.33	2	58,202.50
BEGAY III, NOTAH	73.67	2	8,866.00	CAULEY, BUD	73.00	2	48,019.00
BELJAN, CHARLIE	76.00	1	0.00	CEJKA, ALEX	72.14	6	199,752.00
BENEPE, JIM	82.50	1	0.00	CERRUDO, RON	75.80	3	2,460.00
BERGANIO JR, DAVID	73.75	2	0.00	CHALMERS, GREG	72.79	8	121,162.37
BETTENCOURT, MATT	71.38	2	233,284.80	CHAMBLEE, BRANDEL	73.10	4	83,600.00
BIES, DON	74.31	4	17,451.00	CHAPPELL, KEVIN	72.71	5	697,500.00
BJORN, THOMAS	75.00	1	10,132.50	CHEESMAN, BARRY	73.50	1	0.00
BLACK, RONNIE	72.95	6	17,118.10	CHEN, T.C.	78.00	1	0.00
BLACKBURN, WOODY	76.75	4	0.00	CHOI, KYOUNG-JU	71.40	15	1,962,567.10
BLACKMAR, PHIL	73.24	9	45,792.34	CHOPRA, DANIEL	72.50	3	117,577.34
BLADON, WARREN	78.50	1	0.00	CHRISTIE, MICHAEL	74.00	1	0.00
BLAKE, JAY DON	72.27	10	81,216.00	CINK, STEWART	71.28	19	1,437,679.77
BLANCAS, HOMERO	75.80	3	2,340.00	CLAAR, BRIAN	72.28	5	28,653.93
BLANKS, KRIS	75.83	3	0.00	CLAMPETT, BOBBY	73.95	6	11,138.33
BLIXT, JONAS	75.50	1	0.00	CLARK II, MICHAEL	75.00	1	0.00
BOHN, JASON	73.00	6	104,584.90	CLARK, HOWARD	73.10	3	6,552.50

Scoring Averages and Money Winnings

Name	Average Score	Years Played	Total Earnings	Name	Average Score	Years Played	Total Earnings
CLARK, TIM	72.36	6	178,932.50	EDFORS, JOHAN	72.50	1	12,780.00
CLAXTON, WILL	74.50	1	0.00	EDWARDS, DANNY	73.10	6	13,389.00
CLEARWATER, KEITH	73.52	8	31,929.66	EDWARDS, DAVID	73.09	21	373,750.75
CLEMENTS, LENNIE	72.62	7	35,682.08	EDWARDS, JOEL	72.75	5	24,631.86
COCERES, JOSE	72.25	2	22,920.00	EGER, DAVID*	75.50	1	0.00
COCHRAN, RUSS	73.25	2	6,678.75	EICHELBERGER, DAVE	80.00	1	0.00
COETZEE, GEORGE	74.00	1	12,896.00	ELDER, BRAD	71.60	3	77,064.00
COLBERT, JIM	73.25	7	25,151.21	ELDER, LEE	74.83	5	10,092.50
COLE, BOBBY	76.67	2	370.00	ELKINGTON, STEVE	72.13	8	157,786.47
COLLINS, CHAD	71.00	1	53,400.00	ELS, ERNIE	71.30	21	2,066,842.59
COLSAERTS, NICOLAS	73.83	3	40,776.92	ENGLISH, HARRIS	74.50	1	0.00
COLTART, ANDREW	72.50	1	4,361.14	ERNST, DEREK	74.83	2	13,702.00
COMPTON, ERIK	74.39	6	48,020.00	ESTES, BOB	72.64	7	46,749.00
CONNER, FRANK	74.21	4	10,225.00	EVERY, MATT	73.50	3	215,450.00
COODY, CHARLES	74.79	4	5,347.00	FABEL, BRAD	72.30	3	20,660.00
COOK, JOHN	72.23	24	761,182.88	FALDO, NICK	72.59	6	54,874.83
COUCH, CHRIS	73.91	5	14,284.80	EASTH, NICLAS	72.75	1	12,521.25
COUPLES, FRED	71.99	22	1,914,736.22	FAXON, BRAD	72.36	22	510,067.74
CRAMPTON, BRUCE	75.25	1	1,030.00	FDEZ-CASTANO, GONZALO	74.50	2	24,366.00
CRANE, BEN	74.29	4	80,024.00	FEHR, RICK	72.94	7	143,835.00
CRENSHAW, BEN	72.95	18	195,086.91	FERGUS, KEITH	73.57	19	138,965.62
CROSBY, NATHANIEL*	81.50	1	0.00	FEZLER, FORREST	76.25	3	2,060.00
CURL, ROD	75.90	3	4,500.00	FICHARDT, DARREN	75.83	2	10,132.50
CURTIS, BEN	72.38	12	615,444.66	FIORI, ED	73.78	10	22,343.16
DALY, JOHN	74.71	14	171,024.00	FITZSIMONS, PAT	75.75	1	535.00
DAMRON, ROBERT	71.93	4	61,779.00	FLANAGAN, NICK	75.50	1	0.00
DAWSON, MARCO	80.50	1	0.00	FLECKMAN, MARTY	81.50	2	0.00
DAVIS, BRIAN	73.09	7	310,436.93	FLEISHER, BRUCE	72.21	4	13,940.07
DAVIS, RODGER	73.75	1	2,505.00	FLESCH, STEVE	73.18	13	299,020.00
DAY, GLEN	72.31	9	148,587.00	FLORES, MARTIN	72.00	2	65,237.78
DAY, JASON	73.75	6	117,151.44	FLOYD, RAY	72.81	12	134,622.42
DE JONGE, BRENDON	72.11	5	193,942.67	FORSBRAND, ANDERS	72.00	1	2,790.00
DE VICENO, ROBERTO	77.50	1	0.00	FORSMAN, DAN	73.20	13	96,484.00
DELAET, GRAHAM	72.17	2	58,202.50	FOUGHT, JOHN	74.83	6	7,940.00
DELSING, JAY	73.00	6	20,697.86	FOWLER, PETER	76.00	1	0.00
DEMSEY, TODD	74.50	1	0.00	FOWLER, RICKIE	71.50	5	745,464.00
DENNIS, CLARK	73.92	4	14,355.00	FOX, STEVEN	78.00	1	0.00
DEVLIN, BRUCE	74.45	6	9,614.17	FRANCO, CARLOS	73.29	7	197,266.00
DICKERSON, BUBBA	75.00	1	8,640.00	FRAZAR, HARRISON	71.90	8	327,317.00
DICKSON, BOB	80.50	1	0.00	FREEMAN, ROBIN	72.75	1	3,960.00
DIEHL, TERRY	74.60	5	10,675.00	FRIEND, BOB	74.33	2	4,972.00
DIMARCO, CHRIS	72.81	10	232,445.84	FROST, DAVID	71.38	17	455,365.83
DODDS, TREVOR	72.25	2	14,773.83	FRYATT, EDWARD	71.63	2	21,020.00
DONALD, LUKE*	71.87	10	725,201.17	FUKABORI, KEIICHIRO	74.00	2	11,812.50
DONALD, MIKE	74.80	8	13,367.00	FUNK, FRED	71.80	15	254,375.22
DOUGHERTY, ED	76.75	3	320.00	FUNSETH, ROD	76.80	4	5,650.00
DOUGLASS, BRUCE	74.00	1	2,250.00	FURYK, JIM	71.00	19	2,534,138.24
DOUGLASS, DALE	81.00	2	0.00	GAINES, TOM	75.83	3	0.00
DOYLE, ALLEN	73.85	6	7,224.00	GALLAGHER, JEFF	72.00	1	5,148.00
DRISCOLL, JAMES	75.25	5	119,866.67	GALLAGHER, JR., JIM	73.57	8	31,897.00
DUFNER, JASON	72.63	3	65,237.78	GAMEZ, ROBERT	72.76	10	273,617.50
DUKE, KEN	73.33	6	121,134.00	GARCIA, SERGIO	71.73	8	602,682.50
DUNAKY, DOUG	74.50	1	0.00	GARDNER, BUDDY	73.68	8	24,809.50
DUNDAS, STEPHEN	76.50	1	0.00	GARNETT, BRICE	73.50	1	0.00
DUNLAP, SCOTT	73.17	2	6,882.00	GARRIGUS, ROBERT	73.56	5	92,086.67
DURANT, JOE	73.10	3	27,417.38	GATES, BOBBY	74.50	1	0.00
DUAL, DAVID	72.04	14	880,027.34	GAY, BRIAN	73.75	1	8,938.00
EAKS, R.W.	75.00	1	0.00	GEIBERGER, AL	75.36	4	3,930.00
EASTWOOD, BOB	74.95	7	15,706.00	GEIBERGER, BRENT	72.64	4	18,899.00

Scoring Averages and Money Winnings

Name	Average Score	Years Played	Total Earnings	Name	Average Score	Years Played	Total Earnings
GIBSON, KELLY	72.33	1	4,370.00	HEINEN, MIKE	71.90	3	21,565.00
GIBSON, RICK	76.50	1	2,280.00	HENKE, NOLAN	72.96	7	67,076.72
GILBERT, GIBBY	74.56	5	8,115.00	HENLEY, RUSSELL	71.33	2	215,450.00
GILDER, BOB	73.68	11	74,352.00	HENNINGER, BRIAN	73.82	4	7,523.00
GILFORD, DAVID	70.25	1	8,847.22	HENRY, J.J.	73.13	5	88,363.25
GILLIS, TOM	74.00	4	34,062.00	HENSBY, MARK	73.69	5	39,178.00
GLASSON, BILL	72.05	12	219,522.92	HERRON, TIM	72.00	15	417,446.59
GLOVER, LUCAS	73.50	10	197,077.00	HICKS, JUSTIN	73.63	2	30,214.66
GOALBY, BOB	83.00	1	0.00	HILL, DAVE	74.88	2	2,781.00
GOGGIN, MATHEW	71.60	3	436,800.00	HILL, MATT	74.00	1	0.00
GOGLE, MATT	74.25	3	9,720.00	HILL, MIKE	77.58	4	1,785.00
GOMEZ, FABIAN	74.75	1	12,462.00	HINKLE, LON	73.92	10	27,844.85
GONZALEZ, ERNIE	73.50	1	2,530.00	HINSON, LARRY	79.50	1	0.00
GOOD, DAVID	80.50	1	0.00	HJERDTSTEDT, GABRIEL	72.80	3	21,130.00
GOOSEN, RETIEF	71.58	3	325,747.50	HNATIUK, GLEN	72.50	1	0.00
GORE, JASON	72.50	3	93,000.00	HOAG, BO	78.50	1	0.00
GOSSETT, DAVID	72.38	2	35,660.00	HOCH, SCOTT	71.72	20	436,568.68
GOVE, MIKE	79.00	1	0.00	HOEY, MICHAEL	73.50	1	0.00
GOYDOS, PAUL	72.88	6	33,318.00	HOFFMAN, CHARLEY	73.27	8	154,207.78
GRADY, WAYNE	73.10	9	27,460.49	HOFFMANN, MORGAN	74.50	1	0.00
GRACE, BRANDEN	74.38	3	40,776.93	HOLLAND, MIKE	73.50	2	3,404.00
GRAHAM, DAVID	74.47	20	114,204.18	HOLMES, J.B.	73.46	8	251,669.47
GRAHAM, LOU	74.33	11	29,315.36	HOLTGRIEVE, JAMES	75.83	3	0.00
GREEN, HUBERT	74.28	18	62,908.00	HORGAN III, P.H.	76.00	1	0.00
GREEN, KEN	73.57	8	25,239.86	HORSCHER, BILLY	71.63	2	122,856.44
GREEN, NATHAN	72.50	4	120,900.00	HOSOKAWA, KAZUHIKO	77.00	2	0.00
GREEN, RICHARD	71.63	2	164,545.72	HOWELL III, CHARLES	72.67	12	273,386.50
GROH, GARY	75.00	2	1,940.00	HOWELL, DAVID	74.67	2	15,640.00
GRONBERT, MATHIAS	74.50	2	0.00	HSIEH, MIN-NAN	75.50	1	0.00
GUMP, SCOTT	73.57	3	10,513.33	HUGHES, BRADLEY	73.25	1	3,345.00
GUTHRIE, LUKE	71.50	2	182,652.00	HUH, JOHN	72.80	3	85,808.00
HAAS, BILL	72.44	9	536,840.33	HULBERT, MIKE	72.07	13	164,120.00
HAAS, HUNTER	77.75	2	0.00	HUMENIK, ED	72.75	1	3,652.50
HAAS, JAY	71.92	29	688,289.48	HURLEY III, BILLY	73.33	2	25,420.00
HADLEY, CHESSON	74.50	1	0.00	HUSTON, JOHN	72.06	15	279,626.00
HAGAWA, YATAKA	73.75	1	1,612.50	ILONEN, MIKKO	74.00	1	0.00
HAHN, JAMES	76.00	1	0.00	IMADA, RYUJI	72.73	6	159,381.33
HAIG, ANTON	77.75	1	11,280.00	IMMELMAN, TREVOR	72.42	11	346,392.59
HALL, KEVIN	79.00	1	0.00	INMAN, JOE	74.71	6	12,800.00
HALLBERG, GARY	74.00	9	48,499.43	INMAN, JOHN	76.00	2	0.00
HALLDORSON, DAN	72.47	8	35,732.33	IRWIN, HALE	71.90	19	502,887.04
HALLET, JIM	73.17	5	12,568.00	ISHIKAWA, RYO	72.42	3	194,866.00
HAMILTON, TODD	73.50	8	63,630.00	IVERSON, DON	76.50	1	0.00
HAMMOND, DONNIE	72.16	10	163,622.17	JACOBS, JOHNNY	77.50	1	0.00
HANCOCK, PHIL	76.30	4	1,151.00	JACOBSEN, PETER	72.31	23	236,483.66
HANSON, PETER	71.75	1	21,600.00	JACOBSON, FREDRIK	71.65	6	319,808.66
HARMAN, BRIAN	76.33	3	0.00	JAECKEL, BARRY	74.51	10	16,936.00
HARRINGTON, PADRAIG	72.70	3	110,950.00	JAIDEE, THONGCHAI	72.00	2	75,300.00
HARRIS, JOHN	74.67	3	0.00	JAMES, MARK	81.00	1	0.00
HART, DUDLEY	72.54	8	100,475.71	JANUARY, DON	74.50	3	3,044.17
HARWOOD, MIKE	71.50	1	2,808.00	JANZEN, LEE	71.62	14	872,076.58
HATALSKY, MORRIS	74.91	10	18,897.00	JENKINS, TOM	74.56	5	6,560.00
HAYES, DALE	76.25	1	757.00	JEONG, JIN	81.00	1	0.00
HAYES, J.P.	71.85	5	172,989.50	JOBE, BRANDT	72.00	6	827,712.11
HAYES, MARK	74.13	11	26,984.00	JOHANSSON, PER-ULRIK	74.75	3	5,533.84
HEAFNER, VANCE	74.00	4	6,222.50	JOHNSON, DUSTIN	72.19	7	520,951.00
HEARD, JERRY	76.63	2	1,780.00	JOHNSON, KEVIN	76.75	2	0.00
HEARN, DAVID	71.83	3	137,626.09	JOHNSON, RICHARD S.	72.60	3	83,009.00
HEATH, SKEETER	73.00	1	1,850.00	JOHNSON, ZACH	72.50	8	631,610.72

Scoring Averages and Money Winnings

Name	Average Score	Years Played	Total Earnings	Name	Average Score	Years Played	Total Earnings
JOHNSTONE, TONY	74.50	2	3,842.50	LEVET, THOMAS	74.00	2	10,395.00
JONES, BRIAN	77.00	1	0.00	LEVIN, SPENCER	71.70	3	303,175.00
JONES, GRIER	74.00	1	2,400.00	LEVI, WAYNE	73.43	13	79,938.99
JONES, MATT	74.29	5	228,110.00	LEWIS, J.L.	72.75	5	167,837.00
JONES, STEVE	73.59	13	48,287.67	LIANG, WC	73.50	1	0.00
JULIAN, JEFF	74.00	1	0.00	LICKLITER, FRANK	73.26	10	111,604.50
KAMTE, JAMES	77.50	1	0.00	LIETZKE, BRUCE	72.36	19	164,276.97
KANADA, CRAIG	71.00	1	28,950.00	LINDSEY, PAT	75.25	1	1,540.00
KARLSSON, ROBERT	73.20	3	46,376.00	LINGMERTH, DAVID	72.63	2	28,850.67
KASE, HIDEKI	73.67	1	3,800.00	LISTER, JOHN	76.67	2	750.00
KATAYAMA, SHINGO	73.50	1	9,225.00	LITTLER, GENE	74.80	3	2,487.50
KAWAGISHI, RICKY	74.29	3	19,333.33	LOHR, BOB	73.64	8	19,531.25
KAYE, JONATHAN	72.45	6	262,118.72	LONARD, PETER	72.19	9	352,075.00
KAYMER, MARTIN	73.50	1	13,890.00	LOTT, LYN	75.00	3	5,345.00
KELLY, JERRY	72.37	16	866,851.34	LOVE III, DAVIS	72.05	23	811,996.17
KENDALL, SKIP	72.29	7	129,770.50	LOWER, JUSTIN	74.50	1	0.00
KILLEEN, J.J.	76.50	1	0.00	LOWERY, STEVE	71.98	14	521,823.00
KIM, ANTHONY	71.00	1	28,950.00	LOWRY, SHANE	78.00	1	0.00
KIM, HYUNG-SUNG	72.75	1	12,834.00	LU, CHIEN-SOON	75.00	1	0.00
KIM, MICHAEL	72.50	1	0.00	LU, LIANG HUAN	76.56	5	4,511.67
KINGSTON, JAMES	80.50	1	0.00	LUITEN, JOOST	76.00	1	0.00
KIRK, CHRIS	72.00	4	313,576.93	LUNDE, BILL	74.00	1	0.00
KISNER, KEVIN	71.50	1	18,062.67	LYE, MARK	73.84	10	24,793.50
KITE, TOM	72.62	15	111,542.63	LYLE, SANDY	73.21	4	34,612.34
KLAUK, JEFF	74.75	1	12,120.00	MACKAY, ROGER	75.67	1	0.00
KNOT, COLT	75.00	2	0.00	MACKENZIE, WILL	70.80	3	294,000.00
KNOX, KENNY	73.44	8	25,525.67	MACPHERSON, BRYDEN	74.50	1	0.00
KNOX, RUSSELL	73.00	1	0.00	MAGEE, ANDREW	72.35	14	414,124.50
KOCH, GARY	74.59	8	23,160.00	MAGGERT, JEFF	72.11	14	195,811.25
KOHLES, BEN	75.50	1	0.00	MAHAFFEY, JOHN	72.75	16	103,870.05
KOKRAK, JASON	76.50	1	0.00	MAHAN, HUNTER	72.11	8	418,605.00
KRAFT, GREG	72.89	7	78,940.00	MALLINGER, JOHN	73.10	4	120,666.67
KRAFT, KELLY	75.00	1	0.00	MALLON, BOB	77.00	1	0.00
KRATZERT, BILL	74.97	10	76,015.00	MALTBIE, ROGER	74.38	27	124,808.50
KRESGE, CLIFF	73.58	4	129,604.67	MANN, BOB	72.10	2	1,822.00
KUCHAR, MATT	70.35	9	2,426,426.66	MARINO, STEVE	72.11	6	172,200.00
KUEHNE, HANK	75.50	2	0.00	MARSH, GRAHAM	76.00	1	1,151.00
KURAMOTO, MASAHIRO	74.56	6	7,314.00	MARTI, FRED	75.21	4	4,277.00
LABELLE II, DOUG	74.00	1	0.00	MARTIN, BEN	71.75	1	15,148.66
LADEHOFF, GREG	73.75	1	2,693.34	MARTIN, DOUG	73.06	6	17,079.50
LAIRD, MARTIN	73.50	4	27,373.00	MARUYAMA, SHIGEKI	72.16	10	339,738.00
LAMELY, DEREK	76.33	2	0.00	MASSENGALE, RIK	75.40	3	2,474.00
LANCASTER, NEAL	72.88	5	40,299.33	MASSERIO, JIM	75.33	2	806.00
LANGER, BERNHARD	75.50	2	0.00	MAST, DICK	75.00	1	0.00
LANGHAM, FRANKLIN	73.50	3	10,229.50	MATHIS, DAVID	72.75	1	40,776.92
LANGLEY, SCOTT	71.00	1	38,646.66	MATSUYAMA, HIDEKI	68.75	1	1,116,000.00
LANNER, MATS	79.00	1	0.00	MATTESON, TROY	73.31	5	89,905.71
LARRAZABAL, ALEJANDRO	82.50	1	0.00	MATTIACE, LEN	72.46	7	100,154.50
LAYCOCK, SCOTT	73.75	2	0.00	MAY, BOB	73.25	1	9,539.33
LEANAY, STEPHEN	71.50	3	198,150.00	MAYFAIR, BILLY	72.92	20	259,650.54
LEE, DANNY	76.00	1	0.00	MCCALLISTER, BLAINE	74.10	4	2,710.00
LEE, RICHARD H.	72.50	2	34,320.45	MCCARRON, SCOTT	73.64	10	93,142.50
LEE, STAN	74.83	2	890.00	MCCORD, GARY	75.90	3	1,881.00
LEGGATT, IAN	73.33	2	19,500.00	MCCULLOUGH, MIKE	75.56	5	3,831.00
LEHMAN, TOM	71.19	16	623,096.00	MCCUMBER, MARK	73.24	15	68,807.00
LEISHMAN, MARC	73.09	6	86,390.44	MCGEE, JERRY	74.41	6	15,286.50
LEONARD, JUSTIN	71.57	14	693,589.96	MCGIRT, WILLIAM	74.00	2	28,520.00
LETZIG, MICHAEL	72.33	2	90,133.33	MCGOVERN, JIM	71.25	4	67,490.00
LEVENSON, GAVIN	74.75	1	1,590.00	MCGOWAN, PAT	74.19	4	10,143.72

Scoring Averages and Money Winnings

Name	Average Score	Years Played	Total Earnings	Name	Average Score	Years Played	Total Earnings
MCILROY, RORY	71.22	5	520,002.00	O'GRADY, MAC	73.00	4	13,966.75
MCLACHLIN, PARKER	77.83	2	11,400.00	O'HAIR, SEAN	71.56	8	494,265.71
MCLENDON, MAC	75.57	4	3,972.00	O'HERN, NICK	71.79	6	415,436.46
MCNEILL, GEORGE	73.55	7	67,349.79	OLESEN, THORBJORN	70.00	1	167,400.00
MCNICKLE, ARTIE	79.00	1	0.00	O'MALLEY, PETER	73.90	3	15,411.15
MCNULTY, MARK	75.80	3	3,500.00	O'MEARA, MARK	73.14	24	260,986.17
MCROY, SPIKE	72.75	1	32,500.00	OGILVIE, JOE	74.07	5	132,381.67
MEDIATE, ROCCO	71.37	18	496,049.96	OGILVY, GEOFF	72.21	12	691,742.00
MEEKS, ERIC*	83.00	1	0.00	OGLE, BRETT	72.45	4	26,198.75
MELNYK, STEVE	75.06	6	6,758.34	OGRIN, DAVID	73.69	5	19,393.50
MENNE, BOB	77.00	2	470.00	OHMACHI, AKI	74.00	2	3,837.14
MERRICK, JOHN	74.83	2	12,660.00	OKUDA, SEIKI	76.50	1	0.00
MERRITT, TROY	73.00	1	0.00	OLAZABAL, JOSE MARIA	72.00	7	325,447.14
MESHIAI, HAJIME	73.67	2	9,315.00	OOSTERHUIS, PETER	73.78	5	12,783.00
MEYER, DENNIS	75.50	1	780.00	OOSTHUIZEN, LOUIS	77.50	1	0.00
MICHEEL, SHAUN	73.67	7	119,528.75	ORTIZ, CARLOS	72.75	1	12,834.00
MICKELSON, PHIL	71.53	14	847,151.33	OVERTON, JEFF	73.00	6	170,660.00
MILLER, ALLEN	76.50	1	430.00	OWEN, GREG	72.75	5	267,850.00
MILLER, ANDY	74.00	1	0.00	OZAKI, JOE	71.97	9	117,688.00
MILLER, JOHNNY	73.00	10	60,526.01	OZAKI, JUMBO	69.25	1	50,750.00
MILLER, LINDY	77.50	1	1,005.00	PALMER, ARNOLD	75.46	8	4,903.50
MILLER, ZACH	71.25	1	36,845.71	PALMER, RYAN	73.43	5	39,160.00
MILLS, JON	72.75	1	45,300.00	PAMPLING, ROD	72.16	11	570,257.16
MITCHELL, BOBBY	78.75	1	310.00	PAPPAS, BRENDEN	72.67	2	11,812.50
MITCHELL, JEFF	74.92	4	3,160.00	PARK, JIN	75.25	1	12,660.00
MIYASE, HIROFUMI	75.75	1	9,975.00	PARNEVIK, JESPER	72.09	14	261,534.72
MIZE, LARRY	71.94	19	263,754.67	PARRY, CRAIG	72.74	10	153,502.75
MIZUMAKI, YOSHINORI	71.00	1	18,180.00	PATE, JERRY	73.90	10	27,580.00
MOLDER, BRYCE	73.38	6	90,245.72	PATE, STEVE	73.15	13	67,630.33
MOLINA, FLORENTINO	75.00	1	0.00	PATTON, CHRIS	82.50	1	0.00
MOLINARI, EDOARDO*	74.33	2	12,896.00	PAULSON, CARL	72.75	2	19,259.33
MOODY, ORVILLE	75.30	3	2,230.00	PAULSON, DENNIS	71.81	4	126,084.86
MOORE, OSSIE	74.50	2	2,500.00	PAVIN, COREY	72.30	18	410,094.83
MOORE, RYAN	71.32	9	1,287,626.12	PEARCE, ED	80.00	2	0.00
MORGAN, GIL	73.07	19	122,850.00	PEETE, CALVIN	73.85	9	23,450.43
MORLEY, MIKE	76.06	4	3,715.00	PEOPLES, DAVID	72.91	6	429,979.67
MORSE, JOHN	74.50	4	3,618.00	PEREZ, PAT	73.00	11	378,022.64
MOSELEY, JARROD	73.25	1	5,533.83	PERKINS, TRAVIS	74.75	1	12,900.00
MUDD, JODIE	75.07	7	3,021.42	PERKS, CRAIG	74.80	4	11,350.00
MULROY, GARTH	76.50	1	0.00	PERNICE, JR., TOM	72.38	11	237,287.00
MUNTZ, ROLF	80.50	1	0.00	PERRY, CHRIS	72.86	11	111,224.76
MURAKAMI, TAKASHI	75.67	2	1,450.00	PERRY, KENNY	71.21	24	3,225,342.84
MURPHY, BOB	72.98	12	63,211.33	PERSONS, PETER	73.71	2	8,549.33
NA, KEVIN	72.50	5	730,645.72	PETROVIC, TIM	72.36	8	381,725.72
NAKAJIMA, TOMMY	73.06	5	10,527.75	PETTERSSON, CARL	72.08	11	1,340,039.67
NELFORD, JIM	74.00	7	19,620.17	PFEIL, MARK	74.17	2	3,394.00
NELSON, LARRY	73.31	20	111,724.66	PIERCY, SCOTT	73.23	4	128,588.00
NEWQUIST, DAVE	79.50	1	0.00	PLAYER, GARY	73.50	7	24,545.02
NEWTON, JACK	75.50	3	3,330.00	POHL, DAN	72.97	9	44,578.20
NICHOLS, BOBBY	76.75	3	470.00	POINTS, D.A.	73.00	6	142,720.00
NICKLAUS, GARY	72.50	4	101,069.00	POOLEY, DON	72.74	22	318,897.50
NICKLAUS, JACK	73.01	30	325,682.08	PORTER, JOE III	74.67	2	1,429.00
NICOLETTE, MIKE	73.80	3	8,681.67	POULTER, IAN	75.00	1	0.00
NITTIES, JAMES	75.75	2	0.00	POULTER, IAN	72.94	5	92,970.25
NOBILLO, FRANK	71.37	5	128,063.25	POWERS, GREG	73.25	1	1,760.00
NORMAN, GREG	71.48	18	957,271.55	PRICE, NICK	72.72	9	118,301.25
NORRIS, TIM	73.58	3	6,892.00	PRICE, PHILLIP	71.75	1	22,000.00
NORTH, ANDY	74.97	19	31,612.67	PRIDE, DICKY	77.00	1	0.00
OBERHOLSER, ARRON	73.90	3	27,858.21	PRUGH, ALEX	75.00	2	0.00

Scoring Averages and Money Winnings

Name	Average Score	Years Played	Total Earnings	Name	Average Score	Years Played	Total Earnings
PRUITT, DILLARD	71.25	3	21,141.00	SILLS, TONY	72.50	2	1,858.00
PURDY, TED	71.72	5	220,510.00	SIM, MICHAEL	74.00	1	0.00
PURTZER, TOM	73.01	21	111,778.49	SIMONS, JIM	74.88	14	68,482.33
PUTNAM, MICHAEL	72.00	1	14,198.00	SIMPSON, SCOTT	72.27	17	146,603.92
PYMAN, IAN	74.50	1	0.00	SIMPSON, TIM	74.22	9	26,259.67
QUIGLEY, BRETT	72.53	10	334,133.67	SIMPSON, WEBB	73.21	5	189,380.67
QUINNEY, JEFF	72.67	3	63,707.34	SINDELAR, JOEY	72.95	18	178,545.54
RAFFERTY, RONAN	73.25	1	2,444.00	SINGH, JEEV M.	75.00	2	0.00
RAMSAY, RICHIE*	75.00	1	0.00	SINGH, VIJAY	71.19	22	1,693,221.00
RANDOLPH, SAM	73.00	2	6,550.00	SJOLAND, PATRIK	80.00	1	0.00
REAVIE, CHEZ	74.08	3	38,216.00	SLOCUM, HEATH	72.30	3	83,300.00
REFRAM, DEAN	79.50	1	0.00	SLUMAN, JEFF	72.22	17	593,628.99
REGALADO, VICTOR	74.58	6	11,207.00	SMALL, DAVID	75.00	1	0.00
REID, MIKE	74.17	14	46,251.71	SMITH, BOB E.	74.67	3	3,832.00
REIFERS, KYLE	73.67	2	40,776.92	SMITH, CHRIS	74.50	4	29,550.00
RENNER, JACK	72.73	7	75,340.00	SMITH, JERRY	76.00	1	0.00
RICHARDSON, STEVEN	74.50	1	0.00	SMITH, MIKE	75.75	3	2,436.00
RIDLEY, FRED	81.50	1	0.00	SNEAD, J.C.	73.82	10	20,030.65
RILEY, CHRIS	73.00	4	36,845.71	SNEAD, SAM	79.25	2	0.00
RILEY, WAYNE	72.50	1	2,535.00	SNEDEKER, BRANDT	74.17	6	0.00
RINKER, LARRY	74.25	6	10,208.00	SNEED, ED	73.82	9	34,203.00
RINKER, LEE	71.78	3	12,094.80	SONNIER, RANDY	77.75	1	0.00
ROBERTS, LOREN	73.77	7	34,705.71	SOON, LU CHIEN	77.00	1	0.00
RODRIGUEZ, CHI CHI	73.57	4	12,448.17	SOWARDS, BOB	76.17	2	10,010.00
ROGERS, BILL	73.38	12	54,317.50	SPENCE, CRAIG	75.00	1	0.00
ROLLINS, JOHN	72.75	7	263,197.50	SPIETH, JORDAN	72.25	2	78,443.78
ROMERO, ANDRES	70.63	2	599,000.00	SPOSA, MIKE	72.25	1	16,810.00
ROMERO, EDUARDO	75.25	2	0.00	SPRINGER, MIKE	73.38	3	4,392.00
ROSE, CLARENCE	72.76	6	24,414.73	STADLER, CRAIG	72.61	24	258,047.14
ROSE, JUSTIN	71.24	10	2,198,620.00	STADLER, KEVIN	72.58	7	216,966.67
RUDOLPH, MASON	79.50	1	0.00	STALLINGS, SCOTT	71.69	4	403,910.92
RUMMELLS, DAVE	72.64	8	64,241.00	STANDLY, MIKE	72.20	4	17,526.50
RYMER, CHARLIE	73.00	1	0.00	STANKOWSKI, PAUL	72.07	4	89,164.50
SABBATINI, RORY	71.84	9	975,265.50	STANLEY, KYLE	72.43	4	461,404.00
SABO, ED	77.50	1	0.00	STEELE, BRENDAN	74.33	4	27,490.80
SANDELIN, JARMO	74.50	1	0.00	STENSON, HENRIK	72.86	4	30,597.00
SANDER, BILL	73.69	4	38,243.00	STERNE, RICHARD	72.50	1	28,260.00
SASAKI, HISAYUKI	74.75	1	3,330.00	STEWART, PAYNE	71.39	18	484,145.59
SAUERS, GENE	74.33	9	34,103.50	STOCKTON, DAVE	75.31	5	5,041.00
SAUNDERS, SAM	78.50	1	0.00	STOLZ, ANDRE	86.00	1	0.00
SAXTON, REINIER*	73.50	1	0.00	STORM, GRAEME	78.25	2	0.00
SCHERRER, TOM	74.83	2	7,295.00	STRANGE, CURTIS	72.56	23	301,302.51
SCHLEE, JOHN	75.70	3	1,562.00	STREB, ROBERT	71.00	1	38,646.66
SCHROEDER, JOHN	74.46	7	11,087.00	STRECK, RON	75.31	8	8,209.34
SCHULZ, TED	73.00	6	41,550.00	STREELMAN, KEVIN	72.88	6	204,491.67
SCHWARTZEL, CHARL	71.86	7	527,572.50	STRICKER, STEVE	71.49	14	1,593,786.43
SCOTT, ADAM	71.56	9	934,361.33	STROUD, CHRIS	74.08	4	26,753.00
SENDEN, JOHN	72.77	7	261,603.67	STUARD, BRIAN	74.00	1	0.00
SENIOR, PETER	73.25	1	1,512.00	SULLIVAN, MIKE	73.75	12	34,191.50
SEUNG-YUL, NOH	74.09	5	14,539.00	SUMMERHAYS, DANIEL	72.07	4	324,342.67
SHAW, TOM	76.00	1	490.00	SUTHERLAND, DAVID	79.50	1	0.00
SHEARER, BOB	75.71	6	10,151.00	SUTHERLAND, KEVIN	72.81	10	219,842.50
SHEEHAN, PATRICK	72.75	1	11,715.00	SUTTON, HAL	72.24	19	298,965.10
SHEEHAN, PAUL	72.75	1	11,715.00	SVOBODA, ANDREW	70.75	1	65,237.77
SHIMADA, KOSAKA	75.00	1	840.00	TANAKA, HIDEMICHI	73.36	4	51,724.50
SHORT JR., WES	74.50	1	0.00	TANIGUCHI, TORU	71.80	3	165,115.00
SIECKMANN, TOM	74.67	5	1,500.00	TAPIE, ALAN	74.23	6	14,481.00
SIGEL, JAY*	74.67	3	0.00	TAYLOR, VAUGHN	71.89	5	282,078.34
SIKES, DAN	78.50	1	0.00	TEATER, JOSH	73.29	4	44,268.00

Scoring Averages and Money Winnings

Name	Average Score	Years Played	Total Earnings	Name	Average Score	Years Played	Total Earnings
TENNYSON, BRIAN	74.67	3	6,853.33	WESTNER, WAYNE	75.33	2	10,240.00
TERAVAINEN, PETER	75.00	1	0.00	WESTWOOD, LEE	73.40	2	32,500.00
TEWELL, DOUG	72.57	12	95,108.36	WETTERICH, BRETT	73.10	6	642,840.00
THATCHER, ROLAND	75.00	1	0.00	WI, CHARLIE	73.58	3	27,435.00
THOMAS, JUSTIN	71.25	1	25,420.00	WIEBE, MARK	72.31	9	75,158.34
THOMPSON, BARNEY	77.00	1	0.00	WILKINSON, TIM	74.00	1	13,824.00
THOMPSON, LEONARD	75.54	10	14,645.00	WILLIAMSON, JAY	72.50	1	37,750.00
THOMPSON, MICHAEL	72.20	3	192,820.00	WILLIAMSON, PETER	79.00	1	0.00
THOMPSON, NICHOLAS	74.90	4	13,320.00	WILLIS, GARRETT	73.00	2	23,350.00
THORPE, JIM	73.59	11	42,304.43	WILSON, CHRIS	78.25	2	0.00
TIANLANG, GUAN	75.50	1	0.00	WILSON, DEAN	76.67	2	11,580.00
TODD, BRENDON	70.00	1	167,400.00	WILSON, JOHN	72.50	1	4,361.00
TODD, RICK	72.75	1	3,960.00	WILSON, MARK	72.71	8	594,373.99
TOLEDO, ESTEBAN	73.88	2	13,084.00	WITTENBERG, CASEY	75.50	1	0.00
TOLLES, TOMMY	72.27	4	92,123.34	WOLCOTT, BOB	73.00	1	2,652.00
TOMS, DAVID	71.50	4	162,495.22	WOLSTENHOLME, GARY	78.00	1	0.00
TRAHAN, D.J.	73.18	5	70,134.00	WONG, EUGENE	76.00	1	0.00
TRAUB, JOHN	79.00	1	0.00	WOOD, WILLIE	73.65	6	19,800.67
TREVINO, LEE	74.33	6	11,375.00	WOODLAND, GARY	72.07	4	329,964.00
TRINGALE, CAMERON	72.00	4	159,196.93	WOODS, TIGER	69.95	14	5,047,344.00
TRIPLETT, KIRK	72.62	10	162,803.83	WOODWARD, JIM	70.25	1	8,847.22
TRYBA, TED	73.09	5	85,629.00	WOOSNAM, IAN	71.50	1	3,980.00
TURNESA, MARC	75.25	1	11,580.00	WRENN, ROBERT	74.64	4	10,169.15
TWAY, BOB	72.36	23	564,118.88	WYNN, BOB	74.17	3	5,480.00
TWIGGS, GREG	74.63	3	18,200.00	YABE, AKIRA	76.00	1	0.00
TWITTY, HOWARD	74.86	12	27,050.84	YAMAMOTO, YOSHITAKA	79.00	1	0.00
UPPER, BRETT	73.13	2	6,297.71	YANG, YONG-EUN	73.07	5	76,200.00
URESTI, OMAR	74.00	2	3,800.00	YATES, DANNY*	79.00	1	0.00
UTLEY, STAN	81.00	1	0.00	YOKOO, KANAME	73.25	3	76,818.75
VALENTINE, TOMMY	78.50	2	0.00	ZARLEY, KERMIT	75.40	3	2,499.17
VAN DE VELDE, JEAN	74.00	1	0.00	ZENDER, BOB	75.00	2	2,669.00
VAN PELT, BO	71.48	11	1,091,820.28	ZHANG, LIAN-WEI	77.00	1	0.00
VEGAS, JHONATTAN	73.83	2	14,074.00	ZOELLER, FUZZY	72.53	25	276,058.57
VERIATO, STEVE	76.00	1	0.00	ZOKOL, RICHARD	75.13	3	2,500.00
VERPLANK, SCOTT	72.12	15	284,328.19				
VILLEGAS, CAMILO	72.47	8	205,485.15				
VOGES, MITCH*	79.00	1	0.00				
WADKINS, BOBBY	73.85	18	78,175.34				
WADKINS, LANNY	72.59	20	184,984.59				
WADSWORTH, FRED	72.88	2	10,293.33				
WAGNER, JOHNSON	73.35	5	90,429.33				
WAITE, GRANT	72.40	3	33,255.71				
WALDORE, DUFFY	72.69	10	83,225.02				
WALKER, JIMMY	75.08	4	25,234.00				
WALL, ART	75.89	3	2,196.00				
WALTERS, EUAN	73.25	1	10,615.00				
WALZEL, BOBBY	75.28	5	7,159.17				
WARREN, CHARLES	78.75	2	0.00				
WATNEY, NICK	73.32	7	172,431.34				
WATSON, BUBBA	71.88	9	652,646.25				
WATSON, DENIS	72.45	6	49,631.67				
WATSON, TOM	71.61	20	598,738.73				
WATTS, BRIAN	72.50	2	43,350.00				
WEAVER, DREW*	74.50	2	17,732.00				
WEEKLEY, BOO	73.89	4	41,700.00				
WEIBRING, D.A.	72.96	15	66,359.64				
WEIR, MIKE	72.50	15	1,137,260.14				
WEISKOPE, TOM	73.94	11	38,845.43				
WENTWORTH, KEVIN	76.00	1	0.00				

*INCLUDES AMATEUR APPEARANCES

Prize Money Distribution Chart

Total Purse 6,200,000

Pos.	Pct.	Amount	2 Tied	3 Tied	4 Tied	5 Tied	6 Tied	7 Tied	8 Tied	9 Tied	10 Tied
1	18.00%	\$1,116,000.00	892,800.00	735,733.33	626,200.00	550,560.00	496,000.00	454,814.29	421,987.50	395,077.78	372,310.00
2	10.80%	\$669,600.00	545,600.00	462,933.33	409,200.00	372,000.00	344,616.67	322,842.86	289,677.78	276,210.00	276,210.00
3	6.80%	\$421,600.00	359,600.00	322,400.00	297,600.00	279,620.00	265,050.00	252,871.43	242,187.50	232,500.00	223,510.00
4	4.80%	\$297,600.00	272,800.00	256,266.67	244,125.00	233,740.00	224,750.00	216,557.14	208,862.50	201,500.00	194,370.00
5	4.00%	\$248,000.00	235,600.00	226,300.00	217,775.00	210,180.00	203,050.00	196,185.71	189,487.50	182,900.00	176,390.00
6	3.60%	\$223,200.00	215,450.00	207,700.00	200,725.00	194,060.00	187,550.00	181,128.57	174,762.50	168,433.33	162,750.00
7	3.35%	\$207,700.00	199,950.00	193,233.33	186,775.00	180,420.00	174,116.67	167,842.86	161,587.50	156,033.33	150,970.00
8	3.10%	\$192,200.00	186,000.00	179,800.00	173,600.00	167,400.00	161,200.00	155,000.00	149,575.00	144,666.67	140,120.00
9	2.90%	\$179,800.00	173,600.00	167,400.00	161,200.00	155,000.00	148,800.00	143,485.71	138,725.00	134,333.33	130,200.00
10	2.70%	\$167,400.00	161,200.00	155,000.00	148,800.00	142,600.00	137,433.33	132,857.14	128,650.00	124,688.89	120,900.00
11	2.50%	\$155,000.00	148,800.00	142,600.00	136,400.00	131,440.00	127,100.00	123,114.29	119,350.00	115,733.33	112,220.00
12	2.30%	\$142,600.00	136,400.00	130,200.00	125,550.00	121,520.00	117,800.00	114,257.14	110,825.00	107,466.67	104,160.00
13	2.10%	\$130,200.00	124,000.00	119,866.67	116,250.00	112,840.00	109,533.33	106,285.71	103,075.00	99,888.89	96,844.00
14	1.90%	\$117,800.00	114,700.00	111,600.00	108,500.00	105,400.00	102,300.00	99,200.00	96,100.00	93,137.78	90,272.00
15	1.80%	\$111,600.00	108,500.00	105,400.00	102,300.00	99,200.00	96,100.00	93,000.00	90,055.00	87,213.33	84,444.00
16	1.70%	\$105,400.00	102,300.00	99,200.00	96,100.00	93,000.00	89,900.00	86,977.14	84,165.00	81,426.67	78,740.00
17	1.60%	\$99,200.00	96,100.00	93,000.00	89,900.00	86,800.00	83,906.67	81,131.43	78,430.00	75,777.78	73,160.00
18	1.50%	\$93,000.00	89,900.00	86,800.00	83,700.00	80,848.00	78,120.00	75,462.86	72,850.00	70,266.67	68,014.00
19	1.40%	\$86,800.00	83,700.00	80,600.00	77,810.00	75,144.00	72,540.00	69,971.43	67,425.00	65,237.78	63,302.00
20	1.30%	\$80,600.00	77,500.00	74,813.33	72,230.00	69,688.00	67,166.67	64,657.14	62,542.50	60,691.11	59,024.00
21	1.20%	\$74,400.00	71,920.00	69,440.00	66,960.00	64,480.00	62,000.00	59,622.86	58,202.50	56,626.67	55,180.00
22	1.12%	\$69,440.00	66,960.00	64,480.00	62,000.00	59,520.00	57,556.67	55,888.57	54,405.00	53,044.44	51,770.00
23	1.04%	\$64,480.00	62,000.00	59,520.00	57,040.00	55,180.00	53,630.00	52,257.14	50,995.00	49,806.67	48,670.00
24	0.96%	\$59,520.00	57,040.00	54,560.00	52,855.00	51,460.00	50,220.00	49,068.57	47,972.50	46,913.33	45,880.00
25	0.88%	\$54,560.00	52,080.00	50,633.33	49,445.00	48,360.00	47,326.67	46,322.86	45,337.50	44,364.44	43,431.00
26	0.80%	\$49,600.00	48,670.00	47,740.00	46,810.00	45,880.00	44,950.00	44,020.00	43,090.00	42,194.44	41,323.00
27	0.77%	\$47,740.00	46,810.00	45,880.00	44,950.00	44,020.00	43,090.00	42,160.00	41,268.75	40,403.33	39,556.00
28	0.74%	\$45,880.00	44,950.00	44,020.00	43,090.00	42,160.00	41,230.00	40,344.29	39,486.25	38,646.67	37,820.00
29	0.71%	\$44,020.00	43,090.00	42,160.00	41,230.00	40,300.00	39,421.67	38,572.86	37,742.50	36,924.44	36,146.00
30	0.68%	\$42,160.00	41,230.00	40,300.00	39,370.00	38,502.00	37,665.00	36,845.71	36,037.50	35,271.11	34,534.00
31	0.65%	\$40,300.00	39,370.00	38,440.00	37,587.00	36,766.00	35,960.00	35,162.86	34,410.00	33,686.67	32,984.00
32	0.62%	\$38,440.00	37,510.00	36,683.33	35,882.50	35,092.00	34,306.67	33,568.57	32,860.00	32,171.11	31,496.00
33	0.59%	\$36,580.00	35,805.00	35,030.00	34,255.00	33,480.00	32,756.67	32,062.86	31,387.50	30,724.44	30,070.00
34	0.57%	\$35,030.00	34,255.00	33,480.00	32,705.00	31,922.00	31,170.00	30,445.71	29,922.50	29,346.67	28,706.00
35	0.54%	\$33,480.00	32,705.00	31,930.00	31,232.50	30,566.00	29,915.00	29,272.86	28,636.25	28,003.33	27,373.00
36	0.52%	\$31,930.00	31,155.00	30,483.33	29,837.50	29,202.00	28,571.67	27,944.29	27,318.75	26,694.44	26,071.00
37	0.49%	\$30,380.00	29,760.00	29,140.00	28,520.00	27,900.00	27,280.00	26,660.00	26,040.00	25,420.00	24,800.00
38	0.47%	\$29,140.00	28,520.00	27,900.00	27,280.00	26,660.00	26,040.00	25,420.00	24,800.00	24,180.00	23,560.00
39	0.45%	\$27,900.00	27,280.00	26,660.00	26,040.00	25,420.00	24,800.00	24,180.00	23,560.00	22,940.00	22,344.00
40	0.43%	\$26,660.00	26,040.00	25,420.00	24,800.00	24,180.00	23,560.00	22,940.00	22,320.00	21,727.56	21,166.80
41	0.41%	\$25,420.00	24,800.00	24,180.00	23,560.00	22,940.00	22,320.00	21,700.00	21,111.00	20,556.44	20,063.20
42	0.39%	\$24,180.00	23,560.00	22,940.00	22,320.00	21,700.00	21,080.00	20,495.43	19,948.50	19,468.00	19,046.40
43	0.37%	\$22,940.00	22,320.00	21,700.00	21,080.00	20,460.00	19,881.33	19,344.00	18,879.00	18,476.00	18,116.40
44	0.35%	\$21,700.00	21,080.00	20,460.00	19,840.00	19,260.00	18,744.67	18,298.86	17,918.00	17,580.44	17,285.60
45	0.33%	\$20,460.00	19,840.00	19,220.00	18,662.00	18,153.60	17,732.00	17,377.71	17,065.50	16,795.11	16,554.00
46	0.31%	\$19,220.00	18,600.00	18,062.67	17,577.00	17,186.40	16,864.00	16,580.57	16,337.00	16,120.00	15,934.00
47	0.29%	\$17,980.00	17,484.00	17,029.33	16,678.00	16,392.80	16,140.67	15,925.14	15,732.50	15,568.89	15,425.60
48	0.27%	\$16,988.00	16,554.00	16,244.00	15,996.00	15,772.80	15,582.67	15,411.43	15,267.50	15,141.78	15,028.80
49	0.26%	\$16,120.00	15,872.00	15,665.33	15,469.00	15,301.60	15,148.67	15,021.71	14,911.00	14,811.11	14,718.80
50	0.25%	\$15,624.00	15,438.00	15,252.00	15,097.00	14,954.40	14,838.67	14,738.29	14,647.50	14,563.11	14,483.20
51	0.25%	\$15,252.00	15,066.00	14,921.33	14,787.00	14,681.60	14,590.67	14,508.00	14,430.50	14,356.44	14,284.80
52	0.24%	\$14,880.00	14,756.00	14,632.00	14,539.00	14,458.40	14,384.00	14,313.14	14,244.50	14,177.33	14,111.20
53	0.24%	\$14,632.00	14,508.00	14,425.33	14,353.00	14,284.80	14,218.67	14,153.71	14,089.50	14,025.78	13,962.40
54	0.23%	\$14,384.00	14,322.00	14,260.00	14,198.00	14,136.00	14,074.00	14,012.00	13,950.00	13,888.00	13,826.00
55	0.23%	\$14,260.00	14,198.00	14,136.00	14,074.00	14,012.00	13,950.00	13,888.00	13,826.00	13,764.00	13,702.00
56	0.23%	\$14,136.00	14,074.00	14,012.00	13,950.00	13,888.00	13,826.00	13,764.00	13,702.00	13,640.00	13,578.00
57	0.22%	\$14,012.00	13,950.00	13,888.00	13,826.00	13,764.00	13,702.00	13,640.00	13,578.00	13,516.00	13,454.00
58	0.22%	\$13,888.00	13,826.00	13,764.00	13,702.00	13,640.00	13,578.00	13,516.00	13,454.00	13,392.00	13,330.00
59	0.22%	\$13,764.00	13,702.00	13,640.00	13,578.00	13,516.00	13,454.00	13,392.00	13,330.00	13,268.00	13,206.00
60	0.22%	\$13,640.00	13,578.00	13,516.00	13,454.00	13,392.00	13,330.00	13,268.00	13,206.00	13,144.00	13,082.00
61	0.22%	\$13,516.00	13,454.00	13,392.00	13,330.00	13,268.00	13,206.00	13,144.00	13,082.00	13,020.00	12,958.00
62	0.22%	\$13,392.00	13,330.00	13,268.00	13,206.00	13,144.00	13,082.00	13,020.00	12,958.00	12,896.00	12,834.00
63	0.21%	\$13,268.00	13,206.00	13,144.00	13,082.00	13,020.00	12,958.00	12,896.00	12,834.00	12,772.00	12,710.00
64	0.21%	\$13,144.00	13,082.00	13,020.00	12,958.00	12,896.00	12,834.00	12,772.00	12,710.00	12,648.00	12,586.00
65	0.21%	\$13,020.00	12,958.00	12,896.00	12,834.00	12,772.00	12,710.00	12,648.00	12,586.00	12,524.00	12,462.00
66	0.21%	\$12,896.00	12,834.00	12,772.00	12,710.00	12,648.00	12,586.00	12,524.00	12,462.00	12,400.00	12,338.00
67	0.21%	\$12,772.00	12,710.00	12,648.00	12,586.00	12,524.00	12,462.00	12,400.00	12,338.00	12,276.00	12,214.00
68	0.20%	\$12,648.00	12,586.00	12,524.00	12,462.00	12,400.00	12,338.00	12,276.00	12,214.00	12,152.00	12,090.00
69	0.20%	\$12,524.00	12,462.00	12,400.00	12,338.00	12,276.00	12,214.00	12,152.00	12,090.00	12,028.00	11,966.00
70	0.20%	\$12,400.00	12,338.00	12,276.00	12,214.00	12,152.00	12,090.00	12,028.00	11,966.00	11,904.00	11,842.00
71	0.20%	\$12,276.00	12,214.00	12,152.00	12,090.00	12,028.00	11,966.00	11,904.00	11,842.00	11,780.00	11,718.00
72	0.20%	\$12,152.00	12,090.00	12,028.00	11,966.00	11,904.00	11,842.00	11,780.00	11,718.00	11,656.00	11,594.00
73	0.19%	\$12,028.00	11,966.00	11,904.00	11,842.00	11,780.00	11,718.00	11,656.00	11,594.00	11,532.00	11,470.00
74	0.19%	\$11,904.00	11,842.00	11,780.00	11,718.00	11,656.00	11,594.00	11,532.00	11,470.00	11,408.00	11,346.00
75	0.19%	\$11,780.00	11,718.00	11,656.00	11,594.00	11,532.00	11,470.00	11,408.00</			

Black & White Logos



PRESENTED BY



PRESENTED BY



For more information concerning additional logos contact Tom Sprouse at
(614) 899-6791 or tsprouse@thememorialtournament.com

Notes