THE BARCLAYS®

FedExCup PLAYOFFS

MEDIA GUIDE

August 25-30, 2015
Plainfield Country Club

Table of Contents

Message from Barclays 2
Schedule of Events 3
Tournament Staff 4
GSCAA Tournament Fact Sheet 5
2014 Purse Breakdown 6
2014 Official Scorecard 6
History at a Glance 7-8
The Barclays Records 9-125
- All-Time Records (1967-2013) 10-12
- Cut Score History for The Barclays 12
- Top-50 Career Money Winners 13
- Top-50 Career Stroke Averages 13
- Top-10 Finishes by Player (3 or more) 14
- 18-, 36-, 54-Hole Leaders 15-16
- Individual Player Records 19-125

Championship Summaries (1967-2013) 127-155
- 1967 Results 128
- 1968 Results 128
- 1969 Results 129
- 1970 Results 129
- 1971 Results 130
- 1972 Results 130
- 1973 Results 131
- 1974 Results 131
- 1975 Results 132
- 1976 Results 132
- 1977 Results 133
- 1978 Results 133
- 1979 Results 134
- 1980 Results 134
- 1981 Results 135
- 1982 Results 135
- 1983 Results 136
- 1984 Results 136
- 1985 Results 137
- 1986 Results 137
- 1987 Results 138
- 1988 Results 138
- 1989 Results 139
- 1990 Results 139
- 1991 Results 140
- 1992 Results 140
- 1993 Results 141
- 1994 Results 141
- 1995 Results 142
- 1996 Results 142
- 1997 Results 143
- 1998 Results 143
- 1999 Results 144
- 2000 Results 144
- 2001 Results 145
- 2002 Results 145
- 2003 Results 146
- 2004 Results 146
- 2005 Results 147
- 2006 Results 147
- 2007 Results 148
- 2008 Results 149
- 2009 Results 150
- 2010 Results 151
- 2011 Results 152
- 2012 Results 153
- 2013 Results 154
- 2014 Results 155

2007 Four-Round Summary at Westchester CC/Scoring Recap 156
2008 Four-Round Summary at Ridgewood CC/Scoring Recap 157
2009 Four-Round Summary at Liberty National/Scoring Recap 158
2010 Four-Round Summary at Ridgewood CC/Scoring Recap 159
2011 Four-Round Summary at Ridgewood CC/Scoring Recap 160
2012 Four-Round Summary at Bethpage/Scoring Recap 161
2013 Four-Round Summary at Liberty National/Scoring Recap 162
2014 Four-Round Summary at Ridgewood CC/Scoring Recap 163
FedExCup Playoffs - Event Summaries (2007-2014)
- Deutsche Bank Championship 164-168
- BMW Championship 169-173
- TOUR Championship by Coca-Cola 174-177

The Barclays Style Reminder

The name of this week's tournament is The Barclays. Please do not refer to the event as the Barclays Classic. The preferred reference to the course is "Plainfield Country Club."

Dateline should be Edison, N.J.

The governing body of the competition is the PGA TOUR (all caps). PGA TOUR is not to be confused with the PGA of America, the trade association of club professionals.

The PGA TOUR's postseason is officially called "the FedExCup Playoffs." The Barclays is the first event in the FedExCup Playoffs.

Welcome to The Barclays 2015

We are very excited to be back at the prestigious Plainfield Country Club in Edison, N.J. to kick off the 2015 FedExCup Playoffs. Hunter Mahan, the 2014 winner of The Barclays at The Ridgewood Country Club, will be back as defending champion to compete alongside the world's best players on the Donald Ross-designed Plainfield fairways, measuring more than 7,000 yards. The classic course design will make this tournament yet again one of the best on the PGA TOUR.

The tournament returns to Plainfield Country Club after a convincing victory by Dustin Johnson in 2011. Plainfield Country Club has also hosted two national championships in its long history: the 1978 U.S. Amateur won by John Cook; and the 1987 U.S. Women's Open won by Laura Davies. We're excited again to be working with the members of Plainfield Country Club, along with the officials of the City of Edison and the State of New Jersey to make this the best tournament it can be — for players, spectators, the media and the local community.

Barclays, one of the world's leading financial services companies, has a major presence in the Americas through our Investment Bank, Barclaycard and our Personal and Corporate Banking businesses. We are proud to support numerous world-class sponsorships including The Barclays, Barclays Center and multiple major winner and World Golf Hall of Famer Phil Mickelson.

Investing in the communities in which we operate is an integral part of Barclays' citizenship strategy. Over the years, The Barclays tournament has raised millions of dollars for local charities, and we are proud to continue that wonderful tradition with this year's tournament proceeds benefiting a number of non-profits in the Tri-state area. One of the non-profits we support is The First Tee, which gives thousands of young people the opportunity to build character through golf and helps the sport create a new generation of players and fans. Barclays also supports the men, women and families of the U.S. Armed Forces, which is an important element of both The Barclays and our employee network in the United States. Throughout tournament week, we will hold numerous military outreach activities designed to honor and appreciate military members and their families. We invite all active, retired and Reserve members of the military and their dependents to join us at the tournament and to enjoy our hospitality, free of charge, at the Patriots' Outpost.

Finally, I want to thank the hundreds of volunteers and staff who make this special event possible and the Tri-State area golf fans who have demonstrated their passion for the game of golf time after time at past Barclays' tournaments.

We hope you enjoy the opportunity to experience this world-class golf competition.

Tom King
Chief Executive, Investment Bank, Barclays

THE BARCLAYS®

Schedule of Events

MONDAY, AUGUST 24

Course Closed to Public
Practice Round for Professionals

9:30 a.m. – 4 p.m.	Executive Women's Day- Invitation Only Plainfield CC Clubhouse-Ballroom

TUESDAY, AUGUST 25

Gates open at 9 a.m.
Practice Round for Professionals

11 a.m. – 1 p.m.	Barclays hosts Operation Shower- Invitation Only Plainfield CC Clubhouse-Ballroom
12 p.m.	Youth Clinic Driving Range
1:30 p.m.	Military Appreciation Ceremony Clubhouse patio/lawn

WEDNESDAY, AUGUST 26

Gates open at 7 a.m.

7:30 a.m.	The Barclays Pro-Am - Shotgun Start Awards Reception immediately following play in the Barclays Pavilion
1:30 p.m.	The Barclays Pro-Am PM- Shotgun Start Awards Reception immediately following play in Clubhouse

THURSDAY, AUGUST 27

Gates open at 7 a.m.
First Round of Competition – 7:15 a.m. Approximate Starting Time

12-6 p.m.	PGA TOUR Network on Sirius XM Broadcast
2-6 p.m.	Golf Channel Broadcast

FRIDAY, AUGUST 28

Gates open at 7 a.m.
Second Round of Competition – 7:15 a.m. Approximate Starting Time

12-6 p.m.	PGA TOUR Network on Sirius XM Broadcast
2-6 p.m.	Golf Channel Broadcast

SATURDAY, AUGUST 29

Gates open at 7 a.m.
Third Round of Competition – 8 a.m. Approximate Starting Time

12-6 p.m.	PGA TOUR Network on Sirius XM Broadcast
1-2:30 p.m.	Golf Channel Broadcast
3-6 p.m.	CBS Broadcast

SUNDAY, AUGUST 30

Gates open at 7 a.m.
Final Round of Competition - 8 a.m. Approximate Starting Time

12-6 p.m.	PGA TOUR Network on Sirius XM Broadcast
12-1:30 p.m.	Golf Channel Broadcast
2-6 p.m.	CBS Broadcast
Immediately after play	Closing Ceremony

The Barclays Tournament Staff

Tournament Staff

Executive Director ..... Peter Mele
Director of Marketing and Sponsorship ..... Sandy Diamond
Operations Manager ..... Travis Steiner
Tournament Services Manager ..... Chelsea Stewart
Sales Manager ..... Ben Wittkowski
Sales Manager ..... Amy Wilson
Tournament Assistant ..... Mike Baird
Volunteer Coordinator ..... Bailey Weigel
Operations Coordinator ..... Ryan Cuttler
Operations Coordinator ..... Ryan Monaghan
Tournament Services Coordinator ..... Hannah Purdy
Tournament Services Coordinator ..... Ansley South
Sales & Marketing Coordinator ..... Brittany Jeanis
Sales & Marketing Coordinator ..... Gabe Delaney
Sales & Marketing Coordinator ..... Aakash Parekh

Rules Staff

Advance ..... John Mutch
Tournament Director ..... Slugger White
Rules Official ..... Stephen Cox
Rules Official ..... Peter Dachisen
Rules Official ..... Brad Fabel
Rules Official ..... Dillard Pruitt
Rules Official ..... Steve Rintoul

PGA TOUR Communications Staff

Vice President of Communications ..... Laura Neal
Senior Director Communications ..... Joel Schuchmann
PGA TOUR Media Official ..... John Bush
Communications Manager ..... Alex Urban
Credentials ..... Tracey Veal

GCSAA GOLF COURSE SUPERINTENDENTS ASSOCIATION OF AMERICA

FACTSHEET

The Barclays

Aug. 24-30, 2015
Plainfield Country Club
Edison, N.J.

GOLF COURSE SUPERINTENDENT
Travis Pauley, GCSAA Class A Golf Course Superintendent
Education: B.S., Agriculture/Turfgrass Science, The Ohio State University, Columbus, Ohio, 2001
Age: 35
Native hometown: Sycamore, Ohio
Years as a GCSAA member: 16 Years at this course: 10
Previous events hosted by facility: 2011 The Barclays; 1987 U.S. Women's Open; 1978 U.S. Amateur

COURSE STATISTICS
Average tee size: 5,500 sq. ft.
Average green size: 7,500 sq. ft.
Soil conditions on the course: Sandy loam
Green construction soil mix: Native push-up w/3" sand carpet
Acres of fairway: 28
Source of water: Pond, well
Acres of rough: 90
Drainage conditions: Excellent
Water hazards: 4

TOURNAMENT SET-UP
Par: 70
Yardage: 7,012
Course scoring record: 61, Brandt Snedeker, 2011 Barclays

TURFGRASS
Tees: Bentgrass at 0.300"
Fairways: Bentgrass at 0.350"
Greens: *Poa annua* at 0.100"
Rough: Kentucky bluegrass; tall fescue; ryegrass at 3.5"

GOLF COURSE PERSONNEL
Golf Course Superintendent: Travis Pauley
Assistant Superintendent: Michael Bowley
Assistant Superintendent: Matthew Daubert
Assistant Superintendent: Joseph Fries
Equipment Manager: Ian Brenly
Club President: Patrick O'Keefe
Club Manager: L. Brent Merrill
Director of Golf: Scott Paris
Course architect: Donald Ross, 1916
Restoration architect: Gil Hanse 1999-present

INTERESTING NOTES ABOUT THE COURSE
Founded in 1890 as the Hillside Tennis Club, Plainfield has enjoyed a revered reputation among families and golf lovers alike. The main course was designed by Donald Ross in 1916. The club has hosted two U.S. National Championships, as well as a number of state and regional championships.

RESTORATION PROGRAM
Over the past 15 years, Plainfield Country Club has undergone an extensive restoration program under the direction of architect Gil Hanse, involving the removal of over 2,000 trees and the rediscovery of a number of lost bunkers that were covered over the years. The restoration included expansion of 16 greens and the lengthening of 12 tees to reflect modern equipment and skill, as well as the restoration of bunker complexes on No. 4 and No. 15.

GOLF COURSE SUPERINTENDENTS ASSOCIATION OF AMERICA
Since 1926, GCSAA has been the top professional association for the men and women who manage golf courses in the United States and worldwide. From its headquarters in Lawrence, Kan., the association provides education, information and representation to nearly 18,000 members in more than 72 countries. GCSAA's mission is to serve its members, advance their profession and enhance the enjoyment, growth and vitality of the game of golf.

Craig Smith
Director of Communications and Media Relations
Phone: 785-832-4431 / Cell: 785-691-9197
Email: csmith@gcsaa.org

STORY IDEAS TO CONSIDER
- Water: Golf's biggest challenge
- The benefits of a golf course to a community and environment
- Get to know an interesting superintendent

2015 Purse Breakdown - $8.25 million

Position	Prize
1	$1,485,000.00
2	$ 891,000.00
3	$ 561,000.00
4	$ 396,000.00
5	$ 330,000.00
6	$ 297,000.00
7	$ 276,375.00
8	$ 255,750.00
9	$ 239,250.00
10	$ 222,750.00
11	$ 206,250.00
12	$ 189,750.00
13	$ 173,250.00
14	$ 156,750.00
15	$ 148,500.00
16	$ 140,250.00
17	$ 132,000.00
18	$ 123,750.00
19	$ 115,500.00
20	$ 107,250.00
21	$ 99,000.00
22	$ 92,400.00
23	$ 85,800.00

Position	Prize
24	$ 79,200.00
25	$ 72,600.00
26	$ 66,000.00
27	$ 63,525.00
28	$ 61,050.00
29	$ 58,575.00
30	$ 56,100.00
31	$ 53,625.00
32	$ 51,150.00
33	$ 48,675.00
34	$ 46,612.50
35	$ 44,550.00
36	$ 42,487.50
37	$ 40,425.00
38	$ 38,775.00
39	$ 37,125.00
40	$ 35,475.00
41	$ 33,825.00
42	$ 32,175.00
43	$ 30,525.00
44	$ 28,875.00
45	$ 27,225.00
46	$ 25,575.00

Position	Prize
47	$ 23,925.00
48	$ 22,605.00
49	$ 21,450.00
50	$ 20,790.00
51	$ 20,295.00
52	$ 19,800.00
53	$ 19,470.00
54	$ 19,140.00
55	$ 18,975.00
56	$ 18,810.00
57	$ 18,645.00
58	$ 18,480.00
59	$ 18,315.00
60	$ 18,150.00
61	$ 17,985.00
62	$ 17,820.00
63	$ 17,655.00
64	$ 17,490.00
65	$ 17,325.00
66	$ 17,160.00
67	$ 16,995.00
68	$ 16,830.00
69	$ 16,665.00

Position	Prize
70	$ 16,500.00
71	$ 16,335.00
72	$ 16,170.00
73	$ 16,005.00
74	$ 15,840.00
75	$ 15,675.00
76	$ 15,510.00
77	$ 15,345.00
78	$ 15,180.00
79	$ 15,015.00
80	$ 14,850.00
81	$ 14,685.00
82	$ 14,520.00
83	$ 14,355.00
84	$ 14,190.00
85	$ 14,025.00
86	$ 13,860.00
87	$ 13,695.00
88	$ 13,530.00
89	$ 13,365.00
90	$ 13,200.00

HOLE	1	2	3	4	5	6	7	8	9	OUT
My Score										

10	11	12	13	14	15	16	17	18	IN	TOTAL

Contestant _____

Tee _____ Time _____

Date _____ Round _____

DO NOT WRITE IN THIS SPACE

FedExCup PLAYOFFS

2015 Official Scorecard

THE BARCLAYS®

Plainfield Country Club

HOLE	1	2	3	4	5	6	7	8	9	OUT
Yards	432	443	196	326	495	164	471	480	368	3375
Par	4	4	3	4	4	3	4	4	4	34
Score										

10	11	12	13	14	15	16	17	18	IN	TOTAL
411	148	588	482	228	372	601	427	380	3637	7012
4	3	5	4	3	4	5	4	4	36	70

MARKER'S SIGNATURE

COMPETITOR'S SIGNATURE

History at a Glance

Year	Winner	Score	Runner-up	Score	Location	Par/Yards	Prize Money	First Place
1967	Jack Nicklaus	272	Dan Sikes	273	Westchester CC	72/6,573	$250,000	$50,000
1968	Julius Boros	272	Bob Murphy	273	Westchester CC	72/6,648	250,000	50,000
			Jack Nicklaus					
			Dan Sikes					
1969	Frank Beard	275	Bert Greene	276	Westchester CC	72/6,677	250,000	50,000
1970	Bruce Crampton	273	Larry Hinson	274	Westchester CC	72/6,700	250,000	50,000
			Jack Nicklaus					
1971	Arnold Palmer	270	Gibby Gilbert	275	Westchester CC	72/6,700	250,000	50,000
			Hale Irwin					
1972	Jack Nicklaus	270	Jim Colbert	273	Westchester CC	72/6,700	250,000	50,000
1973	Bobby Nichols*	272	Bob Murphy	272	Westchester CC	72/6,614	250,000	50,000
1974	Johnny Miller	269	Don Bies	271	Westchester CC	72/6,614	250,000	50,000
1975	Gene Littler*	271	Julius Boros	271	Westchester CC	72/6,614	250,000	50,000
1976	David Graham	272	Ben Crenshaw	275	Westchester CC	71/6,603	300,000	60,000
			Tom Watson					
			Fuzzy Zoeller					
1977	Andy North	272	George Archer	274	Westchester CC	71/6,603	300,000	60,000
1978	Lee Elder	274	Mark Hayes	275	Westchester CC	71/6,603	300,000	60,000
1979	Jack Renner	277	David Graham	278	Westchester CC	71/6,603	$400,000	72,000
			Howard Twitty					
1980	Curtis Strange	273	Gibby Gilbert	275	Westchester CC	71/6,603	400,000	72,000
1981	Raymond Floyd	275	Bobby Clampett	277	Westchester CC	71/6,603	400,000	72,000
			Gibby Gilbert					
			Craig Stadler					
1982	Bob Gilder	261	Peter Jacobsen	266	Westchester CC	70/6,329	400,000	72,000
			Tom Kite					
1983	Seve Ballesteros	276	Andy Bean	278	Westchester CC	71/6,687	450,000	81,000
			Craig Stadler					
1984	Scott Simpson	269	David Graham	274	Westchester CC	71/6,687	500,000	90,000
			Jay Haas					
			Mark O'Meara					
1985	Roger Maltbie*	275	George Burns	275	Westchester CC	71/6,722	500,000	90,000
			Raymond Floyd					
1986	Bob Tway	272	Willie Wood	273	Westchester CC	71/6,723	600,000	108,000
1987	J.C. Snead*	276	Seve Ballesteros	276	Westchester CC	71/6,769	600,000	108,000
1988	Seve Ballesteros*	276	David Frost	276	Westchester CC	71/6,779	700,000	126,000
			Ken Green					
			Greg Norman					
1989	Wayne Grady*	277	Ronnie Black	277	Westchester CC	71/6,779	1,000,000	180,000
1990	Hale Irwin	269	Paul Azinger	271	Westchester CC	71/6,779	1,000,000	180,000
1991	Billy Andrade	273	Brad Bryant	275	Westchester CC	71/6,779	1,000,000	180,000
1992	David Frost	268	Duffy Waldorf	276	Westchester CC	71/6,779	1,000,000	180,000
1993	Vijay Singh*	280	Mark Wiebe	280	Westchester CC	71/6,779	1,000,000	180,000
1994	Lee Janzen	268	Ernie Els	271	Westchester CC	71/6,779	1,200,000	216,000
1995	Vijay Singh*	278	Doug Martin	278	Westchester CC	71/6,779	1,200,000	216,000
1996	Ernie Els	271	Steve Elkington	279	Westchester CC	71/6,779	1,200,000	216,000
			Tom Lehman					
			Jeff Maggert					
			Craig Parry					

** = Won playoff*

History at a Glance (cont.)

Year	Winner	Score	Runner-up	Score	Location	Par/Yards	Prize Money	First Place
1997	Ernie Els	268	Jeff Maggert	270	Westchester CC	71/6,722	$1,500,000	$270,000
1998	J.P. Hayes~*	201	Jim Furyk	201	Westchester CC	71/6,722	1,800,000	324,000
1999	Duffy Waldorf*	276	Dennis Paulson	276	Westchester CC	71/6,722	2,500,000	450,000
2000	Dennis Paulson*	276	David Duval	276	Westchester CC	71/6,722	3,000,000	540,000
2001	Sergio Garcia	268	Scott Hoch	271	Westchester CC	71/6,722	3,500,000	630,000
2002	Chris Smith	272	David Gossett	274	Westchester CC	71/6,722	3,500,000	630,000
			Pat Perez					
			Loren Roberts					
2003	Jonathan Kaye*	271	John Rollins	271	Westchester CC	71/6,783	5,000,000	900,000
2004	Sergio Garcia*	272	Padraig Harrington	272	Westchester CC	71/6,751	5,250,000	945,000
			Rory Sabbatini					
2005	Padraig Harrington	274	Jim Furyk	275	Westchester CC	71/6,839	5,750,000	1,035,000
2006	Vijay Singh	274	Adam Scott	276	Westchester CC	71/6,839	5,750,000	1,035,000
2007	Steve Stricker	268	K.J. Choi	270	Westchester CC	71/6,839	7,000,000	1,260,000
2008	Vijay Singh*	276	Sergio Garcia	276	Ridgewood CC	71/7,319	7,000,000	1,260,000
			Kevin Sutherland					
2009	Heath Slocum	275	Ernie Els	276	Liberty National	71/7,419	7,500,000	1,350,000
			Padraig Harrington					
			Steve Stricker					
			Tiger Woods					
2010	Matt Kuchar*	272	Martin Laird	272	Ridgewood CC	71/7,319	7,500,000	1,350,000
2011	Dustin Johnson~	194	Matt Kuchar	196	Plainfield CC	71/6,964	8,000,000	1,440,000
2012	Nick Watney	274	Brandt Snedeker	277	Black Course at Bethpage	71/7,468	8,000,000	1,440,000
2013	Adam Scott	273	Graham DeLaet	274	Liberty National	71/7,353	8,000,000	1,440,000
			Justin Rose					
			Gary Woodland					
			Tiger Woods					
2014	Hunter Mahan	270	Stuart Appleby	272	Ridgewood CC	71/7,319	8,000,000	1,440,000
			Jason Day					
			Cameron Tringale					

** = Won playoff*

~ = Weather-shortened tournament

The Barclays Records



Dustin Johnson won The Barclays in 2011, the last time it was held at Plainfield Country Club. The event that year was shortened to 54 holes due to the impending threat of Hurricane Irene.

All-Time The Barclays Records 1967-2014

Best 72 Holes: (Par 70):
261**, Bob Gilder,** 1982

Best 72 Holes (Par 71):
268**, David Frost,** 1992
268**, Lee Janzen,** 1994
268**, Ernie Els,** 1997
268**, Sergio Garcia,** 2001
268**, Steve Stricker,** 2007

Best 72 Holes (Par 72):
269**, Johnny Miller,** 1974

Best 54 Holes (Par 70):
192**, Bob Gilder,** 1982

Best 54 Holes (Par 71):
194**, Dustin Johnson,** 2011
199**, Ernie Els,** 1997
199**, Steve Stricker,** 2007

Best 54 Holes (Par 72):
201**, Jack Nicklaus,** 1967
201**, Bob Murphy,** 1968
201**, Tom Weiskopf,** 1975

Best 36 Holes (Par 70):
127**, Bob Gilder,** 1982

Best 36 Holes (Par 71):
128**, Matt Kuchar,** 2011
129**, Dustin Johnson,** 2011
129**, Vijay Singh,** 2011
130**, K.J. Choi,** 2007

Best 36 Holes (Par 72):
129**, Tom Weiskopf,** 1975

Best Second 36 Holes:
130**, Lee Janzen,** 1994

Best 18 Holes (Par 70):
62**, Peter Jacobsen, (Round 2),** 1982

Best 18 Holes (Par 71):
61**, Brandt Snedeker, (Round 3),** 2011
62**, Jim Wright, (Round 2),** 1976
62**, Hunter Mahan, (Round 3),** 2007
62**, Hunter Mahan, (Round 1),** 2008
62**, Kevin Chappell, (Round 3),** 2013

Best 18 Holes (Par 72):
62**, Dan Sikes, (Round 2),** 1967

Best 9 Holes:
28 (Front 9, Round 4)**, Luke Donald,** 2010
28 (Front 9, Round 1)**, Ryan Palmer,** 2010
29 (Back 9, Round 2)**, Roger Maltbie,** 1985
29 (Back 9, Round 2)**, Willie Wood,** 1986
29 (Back 9, Round 4), **Kirk Triplett,** 1990
29 (Back 9, Round 1)**, Kevin Sutherland,** 1998
29 (Front 9, Round 1), **Greg Kraft,** 2000
29 (Front 9, Round 2)**, Kevin Streelman,** 2010
29, (Front 9, Round 2)**, Dustin Johnson,** 2011
29, (Front 9, Round 3)**, Dustin Johnson,** 2011
29 (Front 9, Round 3)**, Brandt Snedeker,** 2011
29 (Front 9, Round 3)**, Y.E. Yang,** 2011
29 (Back 9, Round 1)**, Padraig Harrington, 2012**

Double Eagles:
Larry Ziegler, No. 12, 1971
Bob Gilder, No. 18, 1982
Dean Wilson, No. 9, 2005
Jeff Overton, No. 18, 2006

Most Consecutive Birdies:
7**, George Burns,** 1980
6**, Tim Simpson,** 1985
6**, Scott Simpson,** 1986
6**, Luke Donald,** 2010
6**, J.J. Henry,** 2011

Best First Round:
62**, Hunter Mahan,** 2008
63**, David Graham,** 1976
63**, Slugger White,** 1976
63**, Chip Beck,** 1984
63**, Briny Baird,** 2003
63**, Vijay Singh,** 2004
63**, Matt Kuchar,** 2011

Best Second Round:
62**, Dan Sikes,** 1967
62**, Jim Wright,** 1976
62**, Peter Jacobsen,** 1982

Best Third Round:
61**, Brandt Snedeker,** 2011
62**, Hunter Mahan,** 2007
62**, Kevin Chappell**, 2013

Best Fourth Round:
63, Peter Oosterhuis, 1979

Course Records:
Westchester Country Club (1967-2007)
62**, Dan Sikes,** 1967
62**, Jim Wright,** 1976
62**, Peter Jacobsen,** 1982
62**, Hunter Mahan,** 2007
The Ridgewood Country Club (2008)
62**, Hunter Mahan,** 2008
Liberty National (2009)
62**, Kevin Chappell,** 2013
Plainfield Country Club (2011)
61**, Brandt Snedeker,** 2011
Bethpage State Park, Black Course (2012)
64, **Padraig Harrington,** 2012

High Winning Score:
280**, Vijay Singh,** 1993

High Start by Winner:
73**, Bob Tway,** 1986

Low Start by Winner:
63**, David Graham,** 1976

High Finish by Winner:
72**, Wayne Grady,** 1989
72**, Vijay Singh,** 1995

Low Finish by Winner:
65**, Bobby Nichols,** 1973
65**, Scott Simpson,** 1984
65**, Dustin Johnson,** 2011 (54-hole event)
65, **Hunter Mahan,** 2014

All-Time The Barclays Records 1967-2014 (cont.)

Largest 54-Hole Lead:
6 strokes**, Bob Gilder,** 1982
6 strokes**, Ernie Els,** 1996

Largest Margin of Victory:
8 strokes**, David Frost,** 1992
8 strokes**, Ernie Els,** 1996

Best Come-from-Behind Wins:
6 strokes**, Adam Scott,** 2013
5 strokes**, Bobby Nichols,** 1973
5 strokes**, Vijay Singh,** 1993
5 strokes**, Matt Kuchar,** 2010
4 strokes**, Frank Beard,** 1969
4 strokes**, Gene Littler,** 1975
4 strokes**, Sergio Garcia,** 2004
4 strokes**, Heath Slocum,** 2009

Wire-to-Wire Winner
(outright leader, no ties)
Arnold Palmer, 1971
Bob Gilder, 1982
Ernie Els, 1996
Ernie Els, 1997

Playoffs:
Bobby Nichols def. **Bob Murphy** with a birdie on the first extra hole, 1973
Gene Littler def. **Julius Boros** with a par on the first hole, 1975
Roger Maltbie def. **George Burns**, **Raymond Floyd** with a par on the first extra hole, 1985
J.C. Snead def. **Seve Ballesteros** with a par on the first extra hole, 1987
Seve Ballesteros def. **David Frost**, **Ken Green**, **Greg Norman** with a birdie on the first extra hole, 1988
Wayne Grady def. **Ronnie Black** with a birdie on the first extra hole, 1989
Vijay Singh def. **Mark Wiebe** with a birdie on the third extra hole, 1993
Vijay Singh def. **Doug Martin** with a birdie on the fifth extra hole, 1995
J.P. Hayes def. **Jim Furyk** with a birdie on the first extra hole, 1998
Duffy Waldorf def. **Dennis Paulson** with a birdie on the first extra hole, 1999
Dennis Paulson def. **David Duval** with a birdie on the fourth extra hole, 2000
Jonathan Kaye def. **John Rollins** with an eagle on the first extra hole, 2003
Sergio Garcia def. **Padraig Harrington**, **Rory Sabbatini** with a birdie on the third extra hole, 2004
Vijay Singh def. **Sergio Garcia**, **Kevin Sutherland** with a birdie on the second extra hole; Sutherland was eliminated on the first hole when Singh and Garcia made birdies, 2008
Matt Kuchar def. **Martin Laird** with a birdie on the first extra hole, 2010

Most Appearances (1967-2014):
27**, Jay Haas**
25**, Dave Eichelberger**
23**, Tom Kite**
23**, Bob Tway**
22**, Ben Crenshaw**
22**, Steve Elkington**
22**, Brad Faxon**
22**, Andy North**
22**, Fred Couples**
22**, Rocco Mediate**
22**, Joey Sindelar**
21**, Raymond Floyd**
21**, Bob Gilder**
21**, Loren Roberts**
21**, JC Snead**
21**, Leonard Thompson**
21**, Howard Twitty**

Most Consecutive Cuts made (*active streak):
18**, Brad Faxon***
15**, J.C. Snead***
15**, Steve Elkington**
12**, Jim Furyk**
11**, Brett Quigley***
11**, Jay Haas**
11**, Tom Kite**
11**, Jack Nicklaus**
11**, Craig Stadler**
10**, Mark Brooks**
10**, Fred Couples**
10**, Ernie Els**
10**, Mike Reid**
10**, Kevin Sutherland**

Leading Money-Winners (see page 13 for a complete listing):
$3,938,621**, Vijay Singh**
$3,353,744**, Sergio Garcia**
$2,734,658**, Matt Kuchar**
$2,604,460**, Adam Scott**
$2,357,332**, Steve Stricker**

Most Victories:
4**, Vijay Singh,** 1993, 1995, 2006, 2008
2**, Jack Nicklaus,** 1967, 1972
2**, Seve Ballesteros,** 1983, 1988
2**, Ernie Els,** 1996, 1997
2**, Sergio Garcia,** 2001, 2004

Most Top-Five Finishes:
8**, Ernie Els**
7**, Vijay Singh**
6**, Sergio Garcia**
5**, Jack Nicklaus**
5**, Gibby Gilbert**
5**, Dan Sikes**
5**, Billy Andrade**

Most Top-10 Finishes:
9**, Jack Nicklaus**
9**, Vijay Singh**
8**, Tom Kite**
8**, Tom Watson**
8**, Fred Couples**
8**, Ernie Els**

Youngest Winners:
21/5/15**, Sergio Garcia,** 2001
23/1/13**, Jack Renner,** 1979
24/5/4**, Sergio Garcia,** 2004

Oldest Winners:
48/5/15**, Julius Boros,** 1968
46/8/0**, JC Snead,** 1987
45/6/22**, Vijay Singh,** 2008

All-Time The Barclays Records 1967-2014 (cont.)

Winners in their 40s: 9

Winners in their 30s: 24

Winners in their 20s: 15

International winners:
Bruce Crampton, Australia - 1970
David Graham, Australia - 1976
Seve Ballesteros, Spain - 1983, 1988
Wayne Grady, Australia - 1989
David Frost, South Africa - 1992
Vijay Singh, Fiji - 1993, 1995, 2006, 2008
Ernie Els, South Africa - 1996, 1997
Sergio Garcia, Spain - 2001, 2004
Padraig Harrington, Ireland - 2005
Adam Scott, Australia - 2013

Best finish, first appearance (not including 1967):
Win**, Jack Renner,** 1979
Win**, Vijay Singh,** 1993
2nd**, Ernie Els,** 1994
T2**, Bob Murphy,** 1968
T2**, Fuzzy Zoeller,** 1976
T2**, David Gossett,** 2002
T2**, Pat Perez,** 2002
T2**, Padraig Harrington,** 2004

Players who made The Barclays their first PGA TOUR win:
Andy North, 1977
Jack Renner, 1979
Wayne Grady, 1989
Vijay Singh, 1993
JP Hayes, 1998
Dennis Paulson, 2000
Chris Smith, 2002
Jonathan Kaye, 2002

Highest cut: 147 - 1983, 1993, 2009

Lowest cut: 138 - 2011

18-hole leaders who have gone on to win: 9/48
Bruce Crampton (tied for lead), 1976
Arnold Palmer, 1971
David Graham (tied), 1976
Andy North (tied), 1977
Bob Gilder, 1982
David Frost (tied), 1992
Ernie Els, 1996
Ernie Els, 1997
Dennis Paulson, 2000

36-hole leaders who have gone on to win: 12/48
Arnold Palmer, 1971
David Graham, 1976
Bob Gilder, 1982
Seve Ballesteros (tied for lead), 1983
Wayne Grady (tied), 1989
David Frost, 1992
Ernie Els, 1996
Ernie Els, 1997
JP Hayes (tied), 1998
Dennis Paulson, 2000
Sergio Garcia (tied), 2001
Vijay Singh (tied), 2006

Number of 54-hole leaders who have gone on to win: 24/46*
*Does not include rain-shortened 1998 or 2011 events
Jack Nicklaus, 1967
Bruce Crampton (tied for lead), 1970
Arnold Palmer, 1971
Jack Nicklaus, 1972
Johnny Miller, 1974
David Graham, 1976
Andy North, 1977
Bob Gilder, 1982
Seve Ballesteros, 1983
Roger Maltbie (tied), 1985
Bob Tway (tied), 1986
Wayne Grady (tied), 1989
Hale Irwin (tied), 1990
David Frost, 1992
Lee Janzen, 1994
Vijay Singh, 1995
Ernie Els, 1996
Ernie Els, 1997
Duffy Waldorf (tied), 1999
Sergio Garcia, 2001
Chris Smith, 2002
Jonathan Kaye (tied), 2003
Padraig Harrington (tied), 2005
Steve Stricker, 2007

Cut Score History for The Barclays

Year	Cut Score	Year	Cut Score	Year	Cut Score	Year	Cut Score	Year	Cut Score
2014	143	2004	141	1994	144	1984	144	1974	144
2013	142	2003	142	1993	147	1983	147	1973	143
2012	143	2002	143	1992	145	1982	141	1972	145
2011	138	2001	144	1991	143	1981	146	1971	145
2010	142	2000	144	1990	143	1980	143	1970	144
2009	147	1999	145	1989	143	1979	146	1969	145
2008	143	1998	146	1988	145	1978	143	1968	144
2007	142	1997	145	1987	146	1977	145	1967	145
2006	143	1996	145	1986	145	1976	143		
2005	145	1995	145	1985	145	1975	144		

Top-50 Career Money Winners

	Name	Events	Earnings
1	Vijay Singh	21	$3,938,621
2	Sergio Garcia	14	3,353,744
3	Matt Kuchar	11	2,734,658
4	Adam Scott	11	2,604,460
5	Steve Stricker	7	2,357,332
6	Padraig Harrington	9	2,314,663
7	Nick Watney	10	2,249,350
8	Dustin Johnson	6	2,226,500
9	Ernie Els	18	2,144,023
10	Jim Furyk	19	1,948,815
11	Hunter Mahan	10	1,831,454
12	Heath Slocum	9	1,703,082
13	Rory Sabbatini	14	1,533,671
14	Brandt Snedeker	9	1,499,710
15	Tiger Woods	8	1,364,068
16	Jason Day	7	1,318,771
17	Justin Rose	9	1,137,058
18	Martin Laird	5	$1,062,500
19	Kevin Sutherland	14	1,025,574
20	K.J. Choi	11	996,903
21	Brad Faxon	22	996,892
22	Jonathan Kaye	9	953,820
23	Kevin Streelman	7	912,574
24	Stuart Appleby	12	895,597
25	Phil Mickelson	13	893,779
26	Billy Andrade	20	883,731
27	Dennis Paulson	9	867,165
28	Luke Donald	11	858,128
29	Gary Woodland	3	833,600
30	Graham DeLaet	4	809,000
31	Ian Poulter	9	804,000
32	Freddie Jacobson	12	769,069
33	Stewart Cink	14	763,248
34	J.P. Hayes	14	755,986
35	Loren Roberts	21	$730,962
36	Chris Smith	9	708,579
37	Brian Gay	15	675,041
38	Duffy Waldorf	17	672,379
39	Brett Quigley	13	672,218
40	Cameron Tringale	4	654,795
41	John Rollins	13	640,912
42	Fred Couples	22	638,247
43	John Senden	13	631,025
44	Tim Clark	11	609,066
45	Joey Sindelar	22	603,485
46	Tom Lehman	15	602,077
47	Lee Janzen	17	601,941
48	Webb Simpson	6	595,284
49	Kenny Perry	12	558,436
50	Bo Van Pelt	13	548,168

Top-50 Career Stroke Averages*

	Name	Average	Rounds
1	Gary Woodland	68.27	11
2	William McGirt	69.23	13
3	Dustin Johnson	69.26	19
4	Jason Day	69.37	27
5	Jack Nicklaus	69.43	46
6	Y.E. Yang	69.45	11
7	Paul Casey	69.50	12
8	Ernie Els	69.54	63
9	Sergio Garcia	69.56	52
10	Rickie Fowler	69.58	19
11	Steve Stricker	69.63	27
12	Padraig Harrington	69.67	33
13	Jordan Spieth	69.75	8
14	Webb Simpson	69.89	19
T15	Ian Poulter	70.00	29
T15	Cameron Tringale	70.00	13
17	Tiger Woods	70.03	30
18	Nick Watney	70.06	35
T19	Kevin Chappell	70.08	13
T19	Bruce Crampton	70.08	38
T21	Jason Kokrak	70.13	8
T21	Tom Watson	70.13	48
T23	Justin Rose	70.15	33
T23	Kevin Streelman	70.15	27
25	Matt Kuchar	70.16	37
26	Jim Furyk	70.17	66
27	Harold Henning	70.19	16
T28	Dan Sikes	70.22	50
T28	Kyle Stanley	70.22	9
30	Luke Donald	70.23	39
31	Vijay Singh	70.24	71
T32	Erik Compton	70.25	8
T32	John Huh	70.25	12
T32	Charl Schwartzel	70.25	12
35	Hunter Mahan	70.27	37
36	Anthony Kim	70.29	17
37	Greg Norman	70.30	30
38	Bill Haas	70.31	29
39	Chris Stroud	70.36	14
T40	Roberto Castro	70.38	8
T40	Rory McIlroy	70.38	16
T40	Arnold Palmer	70.38	34
T40	Nicholas Thompson	70.38	8
44	Zach Johnson	70.43	28
45	Adam Scott	70.44	41
46	Brandt Snedeker	70.46	24
47	Stewart Cink	70.49	47
48	Graham DeLaet	70.50	12
49	Tom Kite	70.52	82
50	2 Tied with	70.55	

** Minimum of 8 rounds*

Top-10 Finishes by Player (3 or more)

Player	Top-10 Finishes	Year (Finish)
Jack Nicklaus	9	1967 (1), 1968 (T2), 1969 (T2), 1971 (T9), 1972 (1), 1973 (T9), 1974 (T5), 1977 (T8), 1978 (T10)
Vijay Singh	9	1993 (1), 1995 (1), 1999 (T5), 2001 (T6), 2004 (T4), 2005 (T9), 2006 (1), 2008 (1); 2011 (T3)
Fred Couples	8	1983 (T8), 1984 (T8), 1987 (T7), 1989 (T5), 1991 (T10), 1992 (T9), 1999 (T10), 2004 (T4)
Tom Kite	8	1979 (6), 1981 (T6), 1982 (T2), 1983 (T10), 1984 (T6), 1989 (T5), 1992 (T6), 1993 (T10)
Tom Watson	8	1974 (T9), 1976 (T2), 1977 (T6), 1978 (T10), 1979 (T10), 1980 (T4), 1986 (T8), 1989 (T3)
Ernie Els	8	1994 (2), 1995 (T4), 1996 (1), 1997 (1), 2000 (T5), 2007 (T4), 2009 (T2), 2014 (T5)
Frank Beard	6	1967 (T9), 1968 (T8), 1969 (1), 1970 (T6), 1971 (T4), 1973 (T5)
Jim Furyk	6	1997 (T3), 1998 (2), 2002 (T9), 2005 (2), 2013 (T6) ,2014 (8)
Sergio Garcia	6	2000 (3), 2001 (1), 2003 (T4), 2004 (1), 2008 (T2), 2012 (T3)
David Graham	6	1974 (T9), 1976 (1), 1978 (T10), 1979 (T2), 1980 (T7), 1984 (T2)
Loren Roberts	6	1984 (T10), 1988 (T6), 1990 (T7), 1991 (T10), 1999 (T5), 2002 (T2)
Dan Sikes	6	1967 (2), 1968 (T2), 1969 (3), 1973 (T3), 1975 (T9), 1976 (T5)
J.C. Snead	6	1979 (T7), 1981 (T6), 1982 (T7), 1985 (T7), 1987 (1), 1989 (T5)
Billy Andrade	5	1989 (T5), 1991 (1), 1994 (T5), 2001 (T3), 2006 (T3)
George Burns	5	1977 (T4), 1979 (T7), 1980 (T7), 1981 (5), 1985 (T2)
Brad Faxon	5	1994 (T3), 1996 (T6), 2001 (T6), 2003 (T8), 2005 (T3)
Raymond Floyd	5	1970 (T4), 1981 (1), 1985 (T2), 1990 (T7), 1991 (T8)
Fred Funk	5	1992 (T3), 1993 (T10), 1995 (T4), 1996 (T6), 2003 (T4)
Gibby Gilbert	5	1971 (T2), 1973 (T5), 1978 (T5), 1980 (2), 1981 (T2)
Hale Irwin	5	1971 (T2), 1975 (T6), 1990 (1), 1991 (T3), 1994 (T8)
Tom Lehman	5	1993 (T5), 1996 (T2), 1998 (3), 2002 (T7), 2003 (T8)
Lee Janzen	5	1990 (T7), 1992 (T3), 1993 (T3), 1994 (1), 1999 (T10)
Mike Reid	5	1980 (T4), 1983 (T4), 1986 (5), 1987 (T4), 1989 (T9)
Tom Weiskopf	5	1970 (T6), 1973 (T3), 1974 (3), 1975 (3), 1977 (3)
Seve Ballesteros	4	1983 (1), 1987 (2), 1988 (1), 1991 (T5)
Bruce Crampton	4	1968 (T8), 1969 (7), 1970 (1), 1974 (T7)
David Frost	4	1988 (T2), 1992 (1), 1993 (T3), 1996 (T6)
Jay Haas	4	1984 (T2), 1986 (T8), 1994 (T3), 2003 (T4)
Wayne Levi	4	1982 (T4), 1983 (T10), 1985 (T7), 1991 (T5)
Jeff Maggert	4	1994 (T8), 1996 (T2), 1997 (2), 1998 (T5)
Roger Maltbie	4	1980 (T7), 1983 (7), 1985 (1), 1987 (3)
Bob Murphy	4	1968 (T2), 1973 (2), 1978 (T5), 1979 (T7)
Greg Norman	4	1988 (T2), 1991 (T10), 1992 (T6), 2000 (4)
Chris Perry	4	1987 (T9), 1998 (T10), 1999 (3), 2000 (T5)
Craig Stadler	4	1981 (T2), 1983 (T2), 1990 (T7), 1992 (T9)
Nick Watney	4	2009 (T6), 2011 (T10), 2012 (1), 2013 (T9)
Tommy Aaron	3	1969 (T5), 1970 (T6), 1972 (T9)
Tom Byrum	3	1998 (T5), 1999 (T10), 2004 (T4)
Stewart Cink	3	1997 (T6), 2001 (T3), 2002 (T5)
Jim Colbert	3	1972 (2), 1974 (T9), 1982 (T7)
David Duval	3	1995 (T8), 1999 (T10), 2000 (2)
Lee Elder	3	1978 (1), 1981 (T6), 1983 (T10)
Steve Elkington	3	1988 (5), 1992 (T9), 1996 (T2)
Bob Estes	3	1997 (T6), 1999 (T10), 2012 (T10)
Bob Gilder	3	1982 (1), 1993 (T7), 1995 (T8)
Padraig Harrington	3	2004 (T2), 2005 (1), 2009 (T2)
Dustin Johnson	3	2010 (T9), 2011 (1), 2012 (T3)
Gil Morgan	3	1979 (T10), 1984 (T10), 1986 (T3)
Arnold Palmer	3	1967 (5), 1970 (T6), 1971 (1)
Don Pooley	3	1977 (T8), 1982 (T4), 1985 (T10)
Ian Poulter	3	2006 (T9), 2007 (T9), 2009 (T9)
Rory Sabbatini	3	2004 (T2), 2007 (3), 2010 (T5)
Adam Scott	3	2006 (2), 2010 (T9), 2013 (1)
Scott Simpson	3	1979 (T4), 1984 (1), 1986 (T3)
Steve Stricker	3	2007 (1), 2009 (T2), 2010 (T3)
Bob Tway	3	1986 (1), 1998 (T7), 1999 (T10)
Duffy Waldorf	3	1992 (2), 1993 (T10), 1999 (1)
Mark Wiebe	3	1985 (4), 1986 (T6), 1993 (2)
Matt Kuchar	3	2010 (1), 2011 (2), 2014 (T5)

18-, 36- and 54-Hole Leaders

Year	18-Hole Leaders	36-Hole Leaders	54-Hole Leaders
1967	Jim Colbert (T14), Gary Player (T2), Mason Rudolph (T14)	Bob Charles (T9), Mason Rudolph (T12), Dan Sikes (2)	Jack Nicklaus (W)
1968	Bob Murphy (T2)	Bob Murphy (T2)	Bob Murphy (T2)
1969	Tommy Bolt (T14)	Bert Greene (2)	Bert Greene (2)
1970	Brian Barnes (T64), Larry Hinson (T2), Bruce Crampton (W), Hugh Royer (T17), Tommy Jacobs (T13)	Johnny Miller (T28)	Bruce Crampton (W), Larry Hinson (T2), Jack Nicklaus (T2)
1971	Arnold Palmer (W)	Arnold Palmer (W)	Arnold Palmer (W)
1972	DeWitt Weaver (T5)	Dwight Nevil (3)	Jack Nicklaus (W)
1973	Tom Weiskopf (T3)	Tom Weiskopf (T3)	Dan Sikes (T3), Tom Weiskopf (T3)
1974	Tommy Aaron (T26), Miller Barber (T9), Dale Douglass (T7), Larry Ziegler (T5)	Dale Douglass (T7)	Johnny Miller (W)
1975	Rik Massengale (T9)	Tom Weiskopg (3)	Tom Weiskopf (3)
1976	David Graham (W), Carlton White (T13)	David Graham (W)	David Graham (W)
1977	Miller Barber (T23), Andy North (W)	Miller Barber (T23), Charles Coody (T8), Rod Curl (T8), Leonard Thompson (T6), Howard Twitty (T13), Tom Weiskopf (3), Jim Wiechers (T20)	Andy North (W)
1978	Barry Jaeckel (T49)	Ed Sabo (T23)	Gibby Gilbert (T5), Alan Tapie (T5)
1979	David Graham (T2)	Tom Kite (6)	David Graham (T2)
1980	George Burns (T7), David Graham (T7), Tommy Valentine (T20)	David Graham (T7)	George Cadle (T4)
1981	George Cadle (T50)	Gibby Gilbert (T2), Leonard Thompson (T6)	Craig Stadler (T2)
1982	Bob Gilder (W)	Bob Gilder (W)	Bob Gilder (W)
1983	Gary Hallberg (T41)	Seve Ballesteros (W), Fuzzy Zoeller (T4)	Seve Ballesteros (W)
1984	Chip Beck (5)	Chip Beck (5)	Chip Beck (5)
1985	George Burns (T2), Ernie Gonzalez (T76)	George Burns (T2)	George Burns (T2), Roger Maltbie (W)
1986	Jay Haas (T8), Tom Sieckmann (T33)	Tom Sieckman (T33), Brett Upper (T8), Willie Wood (2)	Ray Floyd (T12), Mike Reid (5), Bob Tway (W)
1987	Sandy Lyle (T7)	Seve Ballesteros (2)	Mike Reid (T4)
1988	Loren Roberts (T6), Howard Twitty (T36)	Loren Roberts (T6)	Ken Green (T2)
1989	Tom Sieckmann (61)	Wayne Grady (W), Dick Mast (T32), Tom Sieckmann (61)	Wayne Grady (W), Dick Mast (T32), J.C. Snead (T5)
1990	Kirk Triplett (3)	Blaine McCallister (T5)	Hale Irwin (W), Blaine McCallister (5)
1991	Fulton Allem (T8), Paul Azinger (T14), Brad Bryant (2), Chris Perry (T41)	Paul Azinger (T14), Chris Perry (T41), Denis Watson (T63)	Hale Irwin (T3)
1992	Steve Elkington (T9), David Frost (W), Greg Kraft (T50), Ted Schulz (T39), Bob Tway (T39)	David Frost (W)	David Frost (W)
1993	Dudley Hart (T38)	Tom Kite (T10), Jeff Maggert (T38), Duffy Waldorf (T10)	Lee Janzen (T3), Duffy Waldorf (T10)
1994	Mike Reid (T38)	Ernie Els (2)	Lee Janzen (W)
1995	Doug Martin (2)	Mike Hulbert (T18), Chris Perry (T12)	Vijay Singh (W)
1996	Ernie Els (W)	Ernie Els (W)	Ernie Els (W)
1997	Ernie Els (W)	Ernie Els (W)	Ernie Els (W)
1998*	Kevin Sutherland (T7)	Jim Furyk (T18), J.P. Hayes (W)	

18-, 36- and 54-Hole Leaders

Year	18-Hole Leaders	36-Hole Leaders	54-Hole Leaders
1999	Stephen Ames (T66)	Jeff Maggert (T18), Chris Perry (3)	Jim Carter (T5), Duffy Waldorf (W)
2000	Dennis Paulson (W)	Dennis Paulson (W)	Duffy Waldorf (T13)
2001	Stewart Cink (T3)	Sergio Garcia (W), Scott Hoch (2)	Sergio Garcia (W)
2002	Loren Roberts (T2)	Loren Roberts (T2)	Chris Smith (W)
2003	Briny Baird (T30)	Briny Baird (T30)	Briny Baird (T30), Skip Kendall (T4), Jonathan Kaye (W), John Rollins (2)
2004	Vijay Singh (T4)	Fred Couples (T4)	Loren Roberts (T16)
2005	Jim Furyk (2)	Jim Furyk (2)	Jim Furyk (2), Padraig Harrington (W)
2006	Adam Scott (2)	David Howell (T13), Vijay Singh (W)	Billy Andrade (T3)
2007	Rory Sabbatini (3)	K.J. Choi (2)	Steve Stricker (W)
2008	Hunter Mahan (T31)	Steve Stricker (T19)	Kevin Streelman (T4)
2009	Paul Goydos (T9), Steve Marino (T15), Sergio Garcia (T31)	Webb Simpson (8)	Paul Goydos (T9), Steve Marino (T15)
2010	Tiger Woods (T12), Vaughn Taylor (T5)	Jason Day (T5)	Martin Laird (2)
2011*	Matt Kuchar (2)	Matt Kuchar (2)	
2012	Padraig Harrington (T19)	Sergio Garcia (T3)	Sergio Garcia (T3)
2013	Kevin Stadler (T43)	Matt Kuchar (T19)	Matt Kuchar (T19)
2014	BoVan Pelt (T13)	Adam Scott (T15), Cameron Triangle (T2)	Jason Day (T2), Jim Furyk (8)

Note: W = winner, ( ) = Final Finish, * = 54-hole event

Individual Player Records

Aaron, Tommy (70.96)

Year	1st	2nd	3rd	4th	Total	Finish	Money
1967	72	70	70	73	285	T30	$1,625.00
1968	70	72	70	71	283	T32	1,531.25
1969	70	67	72	70	279	T5	9,625.00
1970	70	69	69	70	278	T6	6,910.71
1971	75	74			149	CUT	
1972	71	68	71	69	279	T9	6,250.00
1973	70	69	70	74	283	T39	1,025.00
1974	67	73	73	69	282	T26	1,701.45
1975	67	72	75	68	282	T21	2,257.15
1976	70	72	73	69	284	T53	675.00
1977	73	68	75	77	293	T66	400.00
1978	70	70	70	70	280	T16	3,900.00
1979	71	75	68	75	289	T47	1,098.66
1980	73	71			144	CUT	
1982	73	69			142	CUT	
						Total	**$36,999.22**

Aaron, Tommy (70.96)

Year	1st	2nd	3rd	4th	Total	Finish	Money
1967	72	70	70	73	285	T30	$1,625.00
1968	70	72	70	71	283	T32	1,531.25
1969	70	67	72	70	279	T5	9,625.00
1970	70	69	69	70	278	T6	6,910.71
1971	75	74			149	CUT	
1972	71	68	71	69	279	T9	6,250.00
1973	70	69	70	74	283	T39	1,025.00
1974	67	73	73	69	282	T26	1,701.45
1975	67	72	75	68	282	T21	2,257.15
1976	70	72	73	69	284	T53	675.00
1977	73	68	75	77	293	T66	400.00
1978	70	70	70	70	280	T16	3,900.00
1979	71	75	68	75	289	T47	1,098.66
1980	73	71			144	CUT	
1982	73	69			142	CUT	
						Total	**$36,999.22**

Abbott, Jerry (74.50)

Year	1st	2nd	3rd	4th	Total	Finish	Money
1969	73	76			149	CUT	

Acosta, Jr., Joe (76.67)

Year	1st	2nd	3rd	4th	Total	Finish	Money
1995	75	79			154	W/D	
1996	76				76	W/D	

Adamonis, Brad (73.00)

Year	1st	2nd	3rd	4th	Total	Finish	Money
2002	72	73			145	CUT	
2004	69	72	73	77	291	T76	$9,712.50
2008	76	72			148	CUT	
						Total	**$9,712.50**

Adams, Adam (81.00)

Year	1st	2nd	3rd	4th	Total	Finish	Money
1984	81	81			162	CUT	

Adams, Blake (73.00)

Year	1st	2nd	3rd	4th	Total	Finish	Money
2010	76	77			153	CUT	
2011	71	70			141	CUT	
2012	71	69	78	72	290	T65	$16,720.00
						Total	**$16,720.00**

Adams, John (73.77)

Year	1st	2nd	3rd	4th	Total	Finish	Money
1980	75	73			148	CUT	
1982	69	75			144	CUT	
1983	74	71	69	71	285	T21	$4,860.00
1985	72	73	73	72	290	T49	1,247.50
1986	75	75			150	CUT	
1987	69	72	70	75	286	T35	2,832.85
1989	71	68	75	74	288	T41	3,600.00
1990	79	74			153	CUT	
1991	73	77			150	CUT	
1993	77	74			151	CUT	
1994	78	76			154	CUT	
1996	74	77			151	CUT	
1997	77	75			152	CUT	
1998	80				80	W/D	
						Total	**$12,540.35**

Adams, Sam (75.00)

Year	1st	2nd	3rd	4th	Total	Finish	Money
1973	73	75			148	CUT	
1974	75	78			153	CUT	
1976	74	72			146	CUT	
1978	76	77			153	CUT	

Adcock, Mitch (75.33)

Year	1st	2nd	3rd	4th	Total	Finish	Money
1978	76	77			153	CUT	
1990	70	80			150	CUT	
1992	74	75			149	CUT	

Adham, Richie (73.00)

Year	1st	2nd	3rd	4th	Total	Finish	Money
1981	71	73	71	77	292	T59	$880.00
						Total	**$880.00**

Ahern, Jim (76.50)

Year	1st	2nd	3rd	4th	Total	Finish	Money
1973	73	80			153	CUT	

Alarcon, Rafael (70.75)

Year	1st	2nd	3rd	4th	Total	Finish	Money
1997	69	69	73	72	283	T21	$15,000.00
						Total	**$15,000.00**

Albus, Jim (73.20)

Year	1st	2nd	3rd	4th	Total	Finish	Money
1974	75	75			149	CUT	
1977	73	73			146	CUT	
1978	66	74	78	69	287	T55	$645.00
1979	82	75			157	CUT	
1981	78	72			150	CUT	
1982	72	69	69	68	278	T26	2,960.00
1983	72	75	73	73	293	T68	895.50
1984	72	72	77	74	295	T71	985.00
1985	75	70	77	73	295	T66	1,030.00
1988	76	70			146	CUT	
						Total	**$6,515.50**

Individual Player Records

Alexander, Carl (76.00)

Year	1st	2nd	3rd	4th	Total	Finish	Money
1996	78	75			153	CUT	
1998	77	76			153	CUT	
1999	77	77			154	CUT	
2000	76	77			153	CUT	
2002	77	74			151	CUT	
2004	77	71			148	CUT	

Alker, Steven (72.00)

Year	1st	2nd	3rd	4th	Total	Finish	Money
2003	71	73			144	CUT	

Allan, Steve (73.07)

Year	1st	2nd	3rd	4th	Total	Finish	Money
2001	69	71	72	69	281	T19	$39,500.00
2002	71	77			148	CUT	
2004	77	74			151	CUT	
2005	71	74	77	77	299	71	11,385.00
2007	69	75			144	CUT	
						Total	**$50,885.00**

Allem, Fulton (72.28)

Year	1st	2nd	3rd	4th	Total	Finish	Money
1987	73	72	73	73	291	T58	$1,314.00
1988	74	74			148	CUT	
1989	73	68	71	75	287	T36	4,710.00
1990	71	70	68	71	280	T20	11,650.00
1991	66	69	70	73	278	T8	30,000.00
1992	73	67	71	73	284	T30	6,350.00
1993	73	79			152	CUT	
1994	72	69	68	74	283	T38	5,040.00
1995	69	70	81	73	293	T65	2,460.00
1996	70	75	73	71	289	T53	2,714.67
1997	72	72	71	71	286	T38	6,450.00
1998	74				74	W/D	
1999	75	74			149	CUT	
2000	73	68	72	78	291	T57	6,600.00
2002	71	69	70	76	286	T55	7,910.00
2004	83	77			160	CUT	
						Total	**$85,198.67**

Allen, Michael (72.83)

Year	1st	2nd	3rd	4th	Total	Finish	Money
1990	70	70	72	73	285	T50	$2,348.89
1991	72	71	75	75	293	67	2,060.00
1992	71	77			148	CUT	
1993	73	74	71	75	293	T52	2,360.00
1994	72	81			153	CUT	
1995	74	70	69	75	288	T40	4,320.00
1999	78	73			151	CUT	
2002	72	74			146	CUT	
2004	72	72			144	CUT	
2005	72	71	74	69	286	T22	48,012.50
2006	69	70	73	74	286	T36	26,497.92
2008	73	67	75	73	288	T65	14,560.00
2009	75	77			152	CUT	
						Total	**$100,159.31**

Allen, Ras (73.00)

Year	1st	2nd	3rd	4th	Total	Finish	Money
1969	72	75			147	CUT	
1974	75	70			145	CUT	

Allenby, Robert (71.00)

Year	1st	2nd	3rd	4th	Total	Finish	Money
1993	79	72			151	CUT	
2001	69	68	74	64	275	T8	$105,000.00
2002	67	75	75	73	290	T73	6,615.00
2004	69	71	69	69	278	T14	97,125.00
2007	77	71			148	CUT	
2008	69	73	66	75	283	T38	26,600.00
2009	68	75	69	69	281	T15	120,000.00
2010	73	67	74	69	283	T47	19,830.00
2011	67	68	71		206	T52	18,560.00
2012	73	71			144	CUT	
2014	72	74			146	CUT	
						Total	**$393,730.00**

Allin, Bud (71.90)

Year	1st	2nd	3rd	4th	Total	Finish	Money
1971	75	68	68	76	287	T49	$410.00
1972	74	75			149	CUT	
1973	75	73			148	CUT	
1975	68	75	73	72	288	T54	562.67
1976	70	68	72	67	277	T5	8,793.75
1977	73	70	74	72	289	T51	705.00
						Total	**$10,471.42**

Allred, Jason (76.00)

Year	1st	2nd	3rd	4th	Total	Finish	Money
2005	80	72			152	CUT	

Altgelt, Stanton (73.00)

Year	1st	2nd	3rd	4th	Total	Finish	Money
1976	74	67	73	78	292	T81	
1980	78	74			152	CUT	
1981	70	74	70	72	286	T29	$2,660.00
						Total	**$2,660.00**

Alvarez, Dave (77.00)

Year	1st	2nd	3rd	4th	Total	Finish	Money
1984	77	77			154	CUT	

Amaral, Colin (78.50)

Year	1st	2nd	3rd	4th	Total	Finish	Money
2001	77	80			157	CUT	

Ames, Stephen (71.60)

Year	1st	2nd	3rd	4th	Total	Finish	Money
1999	65	72	75	77	289	T66	$5,100.00
2000	74	71			145	CUT	
2002	70	71	66	71	278	T9	94,500.00
2004	72	72			144	CUT	
2008	74	71			145	CUT	
2009	70	79			149	CUT	
2010	73	68	69	72	282	T36	30,784.09
						Total	**$130,384.09**

Anderson, Chris (72.83)

Year	1st	2nd	3rd	4th	Total	Finish	Money
2003	72	68	70	77	287	T58	$11,050.00
2005	77	73			150	CUT	
						Total	**$11,050.00**

Individual Player Records

Anderson, JC (73.83)

Year	1st	2nd	3rd	4th	Total	Finish	Money
1991	70	71	69	78	288	T57	$2,250.00
1993	78	77			155	CUT	
						Total	**$2,250.00**

Anderson, Jeremy (73.00)

Year	1st	2nd	3rd	4th	Total	Finish	Money
2001	69	77			146	CUT	

Anderson, Jerry (73.50)

Year	1st	2nd	3rd	4th	Total	Finish	Money
1990	72	76			148	CUT	
1992	74	72			146	CUT	

Andrade, Billy (71.33)

Year	1st	2nd	3rd	4th	Total	Finish	Money
1988	76	69	75	71	291	T54	$1,589.00
1989	69	69	70	71	279	T5	35,125.00
1990	71	71	69	70	281	T24	7,566.67
1991	68	68	69	68	273	1	180,000.00
1992	72	70	72	67	281	T20	12,500.00
1993	80	78			158	CUT	
1994	70	71	66	69	276	T5	43,800.00
1995	77	76			153	CUT	
1996	70	75	69	72	286	T31	6,520.00
1997	73	71	64	73	281	T12	29,400.00
1998	74	66	74		214	T41	6,480.00
1999	70	71	70	73	284	T35	12,062.50
2000	73	74			147	CUT	
2001	70	69	68	66	273	T3	182,000.00
2002	71	79			150	CUT	
2003	70	72	69	75	286	T54	11,450.00
2004	70	70	75	74	289	T71	10,237.50
2005	72	73	73	80	298	70	11,500.00
2006	66	70	69	72	277	T3	333,500.00
2007	68	77			145	CUT	
						Total	**$883,730.67**

Antonio, Jr., Alex (76.00)

Year	1st	2nd	3rd	4th	Total	Finish	Money
1967	76				76	W/D	

Antonucci, Paul (79.00)

Year	1st	2nd	3rd	4th	Total	Finish	Money
1995	82	76			158	CUT	

Aoki, Isao (70.67)

Year	1st	2nd	3rd	4th	Total	Finish	Money
1981	70	75	72	71	288	T36	$1,925.00
1982	67	72	67	69	275	T11	8,200.00
1988	74	70	69	71	284	T23	7,000.00
1989	72	72			144	CUT	
1990	70	70	70	71	281	T24	7,566.67
						Total	**$24,691.67**

Appleby, Stuart (71.00)

Year	1st	2nd	3rd	4th	Total	Finish	Money
1996	72	77			149	CUT	
1997	70	73	69	70	282	T17	$21,750.00
2001	73	68	70	71	282	T26	25,375.00
2002	70	74			144	CUT	
2004	69	70	69	72	280	T23	46,725.00
2006	72	70	66	75	283	T18	69,985.71
2007	74	75			149	CUT	
2008	71	70	68	71	280	T19	84,840.00
2010	70	71	71	72	284	T52	17,587.50
2011	81				81	W/D	
2013	69	71	72	71	283	T41	32,000.00
2014	73	66	68	65	272	T2	597,333.34
						Total	**$895,596.55**

Archer, George (71.66)

Year	1st	2nd	3rd	4th	Total	Finish	Money
1967	77				77	W/D	
1968	69	68	70	72	279	T14	$4,250.00
1969	73	70	71	70	284	T25	1,887.50
1970	77	76			153	CUT	
1971	71	72	74	76	293	T72	333.33
1972	69	70	70	68	277	T5	9,625.00
1973	73	73			146	CUT	
1974	69	70	72	71	282	T26	1,701.44
1975	71	74			145	CUT	
1976	73	69	71	74	287	T69	152.50
1977	70	69	68	67	274	2	34,200.00
1978	72	72			144	CUT	
1980	67	69	71	72	279	T12	8,100.00
1982	75	67			142	CUT	
1983	78	69	72	70	289	T41	1,492.00
1984	74	73			147	CUT	
1986	68	73	79	69	289	T48	1,477.50
1987	75	75			150	CUT	
1988	75	69	72	75	291	T54	1,589.00
						Total	**$64,808.27**

Armour, Ryan (69.50)

Year	1st	2nd	3rd	4th	Total	Finish	Money
2007	72	67	70	69	278	T21	$75,600.00
						Total	**$75,600.00**

Armour III, Tommy (73.00)

Year	1st	2nd	3rd	4th	Total	Finish	Money
1982	76	77			153	CUT	
1988	73	69	71	68	281	T10	$18,200.00
1989	71	74			145	CUT	
1990	70	69	74	72	285	T50	2,348.89
1992	73	71	69	76	289	T58	2,220.00
1995	74	73			147	CUT	
1996	72	77			149	CUT	
1997	76	72			148	CUT	
1998	77				77	W/D	
1999	77	76			153	CUT	
2001	74	69	71	70	284	T37	14,000.00
2002	70	76			146	CUT	
2003	71	71	73	74	289	T66	10,300.00
2006	72	77			149	CUT	
2007	76	74			150	CUT	
2008	72	76			148	CUT	
						Total	**$47,068.89**

Individual Player Records

Armstrong, Ty (73.00)

Year	1st	2nd	3rd	4th	Total	Finish	Money
1999	77	69			146	CUT	
						Total	

Armstrong, Wally (72.79)

Year	1st	2nd	3rd	4th	Total	Finish	Money
1975	74	74			148	CUT	
1976	69	73	68	74	284	T53	$675.00
1977	70	72	72	75	289	T51	705.00
1978	68	69	78	69	284	T39	1,230.00
1979	80	75			155	CUT	
1982	74	73			147	CUT	
1983	74	77			151	CUT	
1984	70	73	75	71	289	59	1,110.00
						Total	**$3,720.00**

Arnette, Dewey (72.67)

Year	1st	2nd	3rd	4th	Total	Finish	Money
1987	77	71			148	CUT	
1990	71	72	73	72	288	T73	$1,920.00
						Total	**$1,920.00**

Arthur, Perry (72.67)

Year	1st	2nd	3rd	4th	Total	Finish	Money
1982	68	76			144	CUT	
1987	73	74			147	CUT	
1991	72	73			145	CUT	

Ashworth, Bruce (81.00)

Year	1st	2nd	3rd	4th	Total	Finish	Money
1974	81				81	W/D	

Atwal, Arjun (71.67)

Year	1st	2nd	3rd	4th	Total	Finish	Money
1996	67	76	73	72	288	T43	$3,506.40
2004	73	67	76	70	286	T60	11,287.50
2006	72	71	73	80	296	T77	10,522.50
2011	67	71	67		205	T43	23,840.00
						Total	**$49,156.40**

Aubrey, Emlyn (72.38)

Year	1st	2nd	3rd	4th	Total	Finish	Money
1990	71	71	66	73	281	T24	$7,566.66
1991	68	71	72	70	281	T17	13,533.34
1992	68	73	71	75	287	T45	2,928.00
1995	73	82			155	CUT	
1996	73	69	75	71	288	T43	3,506.40
1997	74	73			147	CUT	
1999	73	74			147	CUT	
2000	76	75			151	CUT	
						Total	**$27,534.40**

Austin, Woody (72.05)

Year	1st	2nd	3rd	4th	Total	Finish	Money
1995	72	76			148	CUT	
1996	70	68	73	72	283	T16	$18,600.00
1997	77	77			154	CUT	
1999	74	73			147	CUT	
2000	69	74	72	73	288	T42	9,420.00
2001	79	70			149	CUT	
2002	69	69	74	68	280	T18	42,600.00
2003	74	64	70	69	277	T13	91,000.00
2004	71	81			152	CUT	
2005	72	73	70	72	287	T32	30,475.00
2006	75	70			145	CUT	
2007	69	68	66	72	275	T12	154,000.00
2008	72	72			144	CUT	
2009	76	76			152	CUT	
2010	74	71			145	CUT	
						Total	**$346,095.00**

Axley, Eric (70.75)

Year	1st	2nd	3rd	4th	Total	Finish	Money
2008	78	65	68	72	283	T38	$26,600.00
						Total	**$26,600.00**

Aycock, Tommy (72.00)

Year	1st	2nd	3rd	4th	Total	Finish	Money
1970	71	73	72	70	286	T55	$312.50
1971	73	69	76	72	290	T62	333.00
						Total	**$645.50**

Azinger, Paul (71.08)

Year	1st	2nd	3rd	4th	Total	Finish	Money
1982	74	70			144	CUT	
1989	71	67	70	73	281	T12	$21,000.00
1990	67	70	69	65	271	2	108,000.00
1991	66	68	78	68	280	T14	18,000.00
1992	75	67	69	66	277	T3	52,000.00
1993	75	74			149	CUT	
1995	69	74	72	73	288	T40	4,320.00
1996	73	76			149	CUT	
1997	67				67	DQ	
1998	72	73	67		212	T24	13,927.50
1999	70	71	74	69	284	T35	12,062.50
2001	71	70	68	71	280	T16	56,000.00
2002	69	74	73	72	288	T64	7,210.00
2003	73	72			145	CUT	
2005	78	73			151	CUT	
2006	69	71	73	75	288	T47	14,969.16
						Total	**$307,489.16**

Baddeley, Aaron (71.17)

Year	1st	2nd	3rd	4th	Total	Finish	Money
2007	71	67	70	71	279	T25	$49,035.00
2008	69	75			144	CUT	
2009	72	78			150	CUT	
2010	72	70	72	71	285	T56	16,875.00
2011	66	66	69		201	T13	145,600.00
2012	72	78			150	CUT	
2013	69	72	66	77	284	T43	24,960.00
2014	74	70			144	CUT	
						Total	**$236,470.00**

Bae, Sangmoon (74.67)

Year	1st	2nd	3rd	4th	Total	Finish	Money
2012	81	74			155	CUT	
2013	70	76			146	CUT	
2014	72	75			147	CUT	

Baird, Briny (71.60)

Year	1st	2nd	3rd	4th	Total	Finish	Money
1999	77	71			148	CUT	
2002	70	70	68	74	282	T33	$18,491.66
2003	63	69	72	77	281	T30	31,750.00
2004	69	78			147	CUT	
2005	74	70	70	74	288	T40	21,850.00
2006	74	70			144	CUT	
2007	66	75	71	69	281	T41	24,500.00
2008	69	71	69	75	284	T48	17,400.00
2009	75	75			150	CUT	
2010	71	72			143	CUT	
						Total	**$113,991.66**

Baird, Butch (72.31)

Year	1st	2nd	3rd	4th	Total	Finish	Money
1967	72	72	69	72	285	T30	$1,625.00
1968	72	68	71	75	286	T50	100.00
1969	72	73	72	73	290	T58	476.19
1972	72	71	69	77	289	T54	416.67
1974	74	69	73	69	285	T44	825.00
1976	73	72			145	CUT	
1977	71	77			148	CUT	
1979	73	79			152	CUT	
						Total	**$3,442.86**

Baker, Bobby (77.00)

Year	1st	2nd	3rd	4th	Total	Finish	Money
1979	78	76			154	CUT	

Baker, Jim (74.00)

Year	1st	2nd	3rd	4th	Total	Finish	Money
1977	73	75			148	CUT	

Baker, Peter (75.50)

Year	1st	2nd	3rd	4th	Total	Finish	Money
1994	78	73			151	CUT	

Baker, Shawn (83.00)

Year	1st	2nd	3rd	4th	Total	Finish	Money
2005	83	83			166	CUT	

Baker-Finch, Ian (72.33)

Year	1st	2nd	3rd	4th	Total	Finish	Money
1989	73	69	82		224	W/D	
1990	69	67	72	75	283	T37	$4,400.00
1993	71	72	69	73	285	T13	19,333.33
1994	73	72			145	CUT	
1996	75	73			148	CUT	
						Total	**$23,733.33**

Bakken, Bill

Year	1st	2nd	3rd	4th	Total	Finish	Money

Balding, Al (71.90)

Year	1st	2nd	3rd	4th	Total	Finish	Money
1967	70	75	71	72	288	T47	$179.17
1968	69	72	72	69	282	T23	2,034.73
1969	76	73			149	CUT	
						Total	**$2,213.90**

Baldwin, John (75.50)

Year	1st	2nd	3rd	4th	Total	Finish	Money
1970	73	79			151	CUT	

Balen, Mike (73.50)

Year	1st	2nd	3rd	4th	Total	Finish	Money
1980	74	73			147	CUT	

Ballesteros, Seve (70.78)

Year	1st	2nd	3rd	4th	Total	Finish	Money
1981	77	72			149	CUT	
1983	69	67	70	70	276	1	$81,000.00
1984	73	68	71	68	280	T17	7,250.00
1987	66	67	71	72	276	2	64,800.00
1988	72	68	69	67	276	1	126,000.00
1989	71	70	72	75	288	T41	3,600.00
1991	70	67	69	71	277	T5	36,500.00
1993	72	79			151	CUT	
1994	71	73	75	73	292	69	2,424.00
						Total	**$321,574.00**

Ballo, Mike (73.30)

Year	1st	2nd	3rd	4th	Total	Finish	Money
1970	68	69	73	72	282	T28	$1,635.71
1973	73	72			145	CUT	
1977	72	74			146	CUT	
1988	78	82			160	CUT	
						Total	**$1,635.71**

Barbarossa, Bob (77.00)

Year	1st	2nd	3rd	4th	Total	Finish	Money
1971	80	74			154	CUT	

Barber, Aaron (73.00)

Year	1st	2nd	3rd	4th	Total	Finish	Money
2003	76	70			146	CUT	

Barber, Jerry (73.76)

Year	1st	2nd	3rd	4th	Total	Finish	Money
1968	73	72			145	CUT	
1969	73	78			151	CUT	
1970	70	73	71	71	285	T48	$414.29
1971	75	78			153	CUT	
1972	76	70			146	CUT	
1973	67	74	72	72	285	T49	615.00
1974	71	77			148	CUT	
1975	84	79			163	CUT	
1980	73				73	W/D	
						Total	**$1,029.29**

Barber, Jim (73.50)

Year	1st	2nd	3rd	4th	Total	Finish	Money
1974	76	71			147	CUT	

Individual Player Records

Barber, Miller (71.90)

Year	1st	2nd	3rd	4th	Total	Finish	Money
1967	71	74	70		215	W/D	
1968	73	70	75		218	W/D	
1969	71	72	73	69	285	T31	$1,428.13
1970	75	72			147	CUT	
1971	73	74			147	CUT	
1972	72	74			146	CUT	
1973	71	73			144	CUT	
1974	67	71	69	70	277	T9	5,750.00
1975	72	76			148	CUT	
1976	69	68	70	70	277	T5	8,793.75
1977	66	69	73	75	283	T23	2,587.50
1978	75	73			148	CUT	
1979	76	77			153	CUT	
1980	71	72	72	73	288	T54	908.00
						Total	**$19,467.38**

Barcelo, Rich (74.00)

Year	1st	2nd	3rd	4th	Total	Finish	Money
2004	76	72			148	CUT	

Barker, James (74.00)

Year	1st	2nd	3rd	4th	Total	Finish	Money
1977	73	75			148	CUT	

Barlow, Craig (72.71)

Year	1st	2nd	3rd	4th	Total	Finish	Money
1998	80				80	W/D	
1999	75	71			146	CUT	
2000	68	76	72	72	288	T42	$9,420.00
2002	71	75			146	CUT	
2003	74	71			145	CUT	
2004	73	73			146	CUT	
2005	76	67	71	72	286	T22	48,012.50
2006	72	70	74	74	290	T58	12,707.50
						Total	**$70,140.00**

Barnblatt, Michael (79.50)

Year	1st	2nd	3rd	4th	Total	Finish	Money
1985	76	83			159	CUT	

Barnes, Brian (72.00)

Year	1st	2nd	3rd	4th	Total	Finish	Money
1970	67	73	74	74	288	T64	$312.50
						Total	**$312.50**

Barnes, Ricky (71.33)

Year	1st	2nd	3rd	4th	Total	Finish	Money
2010	73	72			145	CUT	
2011	69	70			139	CUT	
2012	71	72	70	70	283	T24	$56,700.00
2014	68	75	70	76	289	T68	16,240.00
						Total	**$72,940.00**

Barr, Dave (72.71)

Year	1st	2nd	3rd	4th	Total	Finish	Money
1979	75	79			154	CUT	
1981	77	75			152	CUT	
1983	76	75			151	CUT	
1992	72	71	70	67	280	T14	$16,500.00
1993	77	67	72	71	287	T22	10,000.00
1994	71	73	69	70	283	T38	5,040.00
1996	72	73	75	70	290	T62	2,520.00
1998	76	72			148	CUT	
						Total	**$34,060.00**

Barr, Jr., Ray (73.83)

Year	1st	2nd	3rd	4th	Total	Finish	Money
1987	73	74			147	CUT	
1989	70	76			146	CUT	
1990	75	75			150	CUT	

Barranger, Todd (73.33)

Year	1st	2nd	3rd	4th	Total	Finish	Money
1994	71	73	68	79	291	T67	$2,460.00
2003	79	70			149	CUT	
						Total	**$2,460.00**

Barrier, Jerry (74.50)

Year	1st	2nd	3rd	4th	Total	Finish	Money
1969	73	76			149	CUT	

Barron, Doug (73.43)

Year	1st	2nd	3rd	4th	Total	Finish	Money
1997	71	73	70	75	289	T54	$3,360.00
1998	74				74	W/D	
1999	74	68	69	68	279	T5	84,750.00
2000	74	72			146	CUT	
2001	77	73			150	CUT	
2003	75	82			157	CUT	
2005	72	81			153	CUT	
2006	69	74	73	78	294	T70	11,270.00
						Total	**$99,380.00**

Barron, Herman (76.00)

Year	1st	2nd	3rd	4th	Total	Finish	Money
1967	76	76			152	CUT	
1968	76	73			149	CUT	
1969	77	80			157	CUT	
1970	75	75			150	CUT	
						Total	

Bassett, Richard (76.50)

Year	1st	2nd	3rd	4th	Total	Finish	Money
1968	80	73			153	CUT	

Bassler, Billy

Bateman, Brian (72.70)

Year	1st	2nd	3rd	4th	Total	Finish	Money
2002	72	72			144	CUT	
2003	73	75			148	CUT	
2005	68	77	70	76	291	T57	$12,822.50
2007	72	72			144	CUT	
						Total	**$12,822.50**

Bates, Ben (72.27)

Year	1st	2nd	3rd	4th	Total	Finish	Money
1998	72	70	71		213	T32	$9,340.00
1999	70	77			147	CUT	
2000	71	73	72	74	290	T54	6,900.00
2001	74	71			145	CUT	
						Total	**$16,240.00**

Bates, Pat (72.58)

Year	1st	2nd	3rd	4th	Total	Finish	Money
1995	76	76			152	CUT	
2002	69	72	74	75	290	T73	$6,615.00
2003	76	70			146	CUT	
2004	72	69	67	75	283	T42	15,807.27
						Total	**$22,422.27**

Individual Player Records

Batten, Eric (71.50)

Year	1st	2nd	3rd	4th	Total	Finish	Money
1982	73	70			143	CUT	

Baugh, Beau (72.50)

Year	1st	2nd	3rd	4th	Total	Finish	Money
1980	70	71	72	74	287	T47	$1,027.43
1981	73	75			148	CUT	
1982	72	73			145	CUT	
						Total	**$1,027.43**

Baum, Mel (77.00)

Year	1st	2nd	3rd	4th	Total	Finish	Money
1990	73	82			155	CUT	
1991	73	80			153	CUT	

Baxter, Rex (72.75)

Year	1st	2nd	3rd	4th	Total	Finish	Money
1967	69	70	73	71	283	T22	$2,337.50
1968	76	78			154	CUT	
1972	71	68	75	70	284	T24	1,893.75
1973	74	78			152	CUT	
						Total	**$4,231.25**

Beames, Peter (75.00)

Year	1st	2nd	3rd	4th	Total	Finish	Money
1976	75	75			150	CUT	

Bean, Andy (72.56)

Year	1st	2nd	3rd	4th	Total	Finish	Money
1977	71	66	71	69	277	T4	$13,200.00
1978	71	71			144	W/D	
1979	78	75			153	CUT	
1980	69	70	77	71	287	T47	1,027.43
1982	73	73			146	CUT	
1983	73	68	70	67	278	T2	39,600.00
1984	74	71			145	CUT	
1989	73	70	73	75	291	T54	2,290.00
1990	75	73			148	CUT	
1994	77	71			148	CUT	
1996	76	68	70	76	290	T62	2,520.00
1998	77	76			153	CUT	
1999	76	76			152	CUT	
						Total	**$58,637.43**

Beard, Frank (70.88)

Year	1st	2nd	3rd	4th	Total	Finish	Money
1967	68	67	70	74	279	T9	$6,500.00
1968	71	67	69	70	277	T8	7,083.33
1969	69	72	67	67	275	1	50,000.00
1970	68	71	70	69	278	T6	6,910.71
1971	69	69	71	68	277	T4	11,000.00
1972	78	72			150	CUT	
1973	68	67	68	71	274	T5	9,083.33
1974	70	72	71	71	284	T41	975.00
1975	73	65	74	68	280	T14	4,125.00
1976	73	72			145	CUT	
1977	72	74			146	CUT	
1978	71	69	68	72	280	T16	3,900.00
1979	78	79			157	CUT	
1980	73	74			147	CUT	
1981	76	77			153	CUT	
						Total	**$99,577.37**

Beatty, Don (78.00)

Year	1st	2nd	3rd	4th	Total	Finish	Money
1980	76	80			156	CUT	

Beauchemin, Bob (77.00)

Year	1st	2nd	3rd	4th	Total	Finish	Money
1981	79	75			154	CUT	

Beck, Chip (72.25)

Year	1st	2nd	3rd	4th	Total	Finish	Money
1980	70	76			146	CUT	
1982	65	72	75	71	283	T57	$880.00
1983	68	72	71	76	287	T31	2,610.00
1984	63	69	70	73	275	5	20,000.00
1985	78	75			153	CUT	
1986	72	71	77	73	293	T69	1,206.00
1987	72	69	70	72	283	T17	8,700.00
1989	70	70	72	69	281	T12	21,000.00
1992	68	71	75	74	288	T50	2,362.50
1993	71	72	74	66	283	T7	31,166.67
1994	76				76	DQ	
1995	69	70	72	73	284	T18	14,100.00
1996	75	73			148	CUT	
1997	78	80			158	CUT	
1998	79	75			154	CUT	
1999	76	70			146	CUT	
2000	72	75			147	CUT	
						Total	**$102,025.17**

Beckman, Cameron (71.50)

Year	1st	2nd	3rd	4th	Total	Finish	Money
1999	75	71			146	CUT	
2000	70	74	74	73	291	T57	$6,600.00
2001	72	69	72	70	283	T32	19,810.00
2002	73	65	73	71	282	T33	18,491.66
2003	75	67	70	73	285	T49	12,340.00
2004	68	68	66	75	277	T9	131,250.00
2005	72	77			149	CUT	
2009	70	72	74	73	289	T58	16,425.00
2010	71	72			143	CUT	
						Total	**$204,916.66**

Beem, Rich (71.33)

Year	1st	2nd	3rd	4th	Total	Finish	Money
1999	73	71	68	71	283	T28	$16,267.86
2000	75	69	71	72	287	T33	14,866.67
2001	74	67	71	73	285	T47	9,613.34
2002	76	78			154	CUT	
2003	75	70			145	CUT	
2007	64	68	69	72	273	T7	225,750.00
2008	68	74	71	72	285	T55	15,680.00
						Total	$282,177.87

Begay III, Notah (72.50)

Year	1st	2nd	3rd	4th	Total	Finish	Money
1999	74	70	73	70	287	T54	$5,625.00
2002	73	72			145	CUT	
2003	75	74			149	CUT	
2004	69	72	73	75	289	T71	10,237.50
						Total	**$15,862.50**

Beiersdorf, Russell (76.50)

Year	1st	2nd	3rd	4th	Total	Finish	Money
1993	81	72			153	CUT	

Beljan, Charlie (71.50)

Year	1st	2nd	3rd	4th	Total	Finish	Money
2013	71	72			143	CUT	

Bell, Brad (76.00)

Year	1st	2nd	3rd	4th	Total	Finish	Money
1991	73	72			145	CUT	
1992	82	77			159	CUT	

Beman, Deane (72.15)

Year	1st	2nd	3rd	4th	Total	Finish	Money
1967	74	72			146	CUT	
1970	78	67			145	CUT	
1971	74	70	77	72	293	T72	$333.33
1972	71	68	76	66	281	T15	3,875.00
1973	73				73	DQ	
						Total	**$4,208.33**

Bembridge, Maurice (71.75)

Year	1st	2nd	3rd	4th	Total	Finish	Money
1970	74	68	74	71	287	T59	$312.50
						Total	**$312.50**

Bender, Mike (75.50)

Year	1st	2nd	3rd	4th	Total	Finish	Money
1987	77	74			151	CUT	

Benepe, Jim (72.75)

Year	1st	2nd	3rd	4th	Total	Finish	Money
1989	79	75			154	CUT	
1990	70	71	68	72	281	T24	$7,566.66
1991	78	69			147	CUT	
						Total	**$7,566.66**

Bengoechea, Aaron (72.75)

Year	1st	2nd	3rd	4th	Total	Finish	Money
2000	72	71	74	74	291	T57	$6,600.00
						Total	**$6,600.00**

Benning, Bob (74.00)

Year	1st	2nd	3rd	4th	Total	Finish	Money
1967	75	70	75	76	296	T74	

Bensel, Frank (74.50)

Year	1st	2nd	3rd	4th	Total	Finish	Money
1998	76	73			149	CUT	
2006	76	73			149	CUT	

Benson, Bob (75.25)

Year	1st	2nd	3rd	4th	Total	Finish	Money
1970	77	73			150	CUT	
1977	78	73			151	CUT	

Berganio, Jr., David (72.19)

Year	1st	2nd	3rd	4th	Total	Finish	Money
1997	73	69	71	72	285	T33	$8,100.00
1998	74				74	W/D	
1999	72	73	69	74	288	T62	5,325.00
2000	73	71	74	68	286	T29	19,950.00
2001	69	73	71	77	290	T65	7,245.00
2002	73	71			144	CUT	
2003	71	78			149	CUT	
						Total	**$40,620.00**

Bertoncino, Jim (75.00)

Year	1st	2nd	3rd	4th	Total	Finish	Money
1982	77	73			150	CUT	

Bertsch, Shane (72.92)

Year	1st	2nd	3rd	4th	Total	Finish	Money
1996	77	67	74	69	287	T40	$4,920.00
1997	79	69			148	CUT	
2006	72	71	74	77	294	T70	11,270.00
2008	73	73			146	CUT	
						Total	**$16,190.00**

Bess, Scott (75.50)

Year	1st	2nd	3rd	4th	Total	Finish	Money
1979	73	78			151	CUT	

Besselink, Al

Bettencourt, Matt (73.33)

Year	1st	2nd	3rd	4th	Total	Finish	Money
2009	77	71			148	CUT	
2010	74	75			149	CUT	
2011	73	70			143	CUT	

Biancalana, Roy (73.25)

Year	1st	2nd	3rd	4th	Total	Finish	Money
1988	75	71			146	CUT	
1989	71	76			147	CUT	

Bies, Don (71.08)

Year	1st	2nd	3rd	4th	Total	Finish	Money
1967	69	72	71	74	286	T37	$1,281.25
1968	70	66	73	69	278	T11	5,500.00
1969	68	69	73	74	284	T25	1,887.50
1970	74	71			145	CUT	
1971	68	71	72	72	283	T22	2,041.67
1972	78	74			152	CUT	
1973	70	67	70	72	279	T19	2,515.62
1974	70	65	70	66	271	2	28,500.00
1975	71	73	74	69	287	T49	615.00
1976	73	70	69	68	280	T23	2,286.00
1977	73	68	71	71	283	T23	2,587.50
1978	73	72			145	CUT	
1979	76	68	75	73	292	T62	860.00
1980	71	76			147	CUT	
						Total	**$48,074.54**

Bisdorf, Bill (73.00)

Year	1st	2nd	3rd	4th	Total	Finish	Money
1967	74	70	74	74	292	T67	

Bizik, Vince (78.00)

Year	1st	2nd	3rd	4th	Total	Finish	Money
1973	78	78			156	CUT	

Bjorn, Thomas (75.50)

Year	1st	2nd	3rd	4th	Total	Finish	Money
2004	75	76			151	CUT	

Bjornstad, Henrik (74.50)

Year	1st	2nd	3rd	4th	Total	Finish	Money
2006	73	76			149	CUT	

Black, Doug (75.75)

Year	1st	2nd	3rd	4th	Total	Finish	Money
1982	70	73			143	CUT	
1983	76	84			160	DQ	

Black, Ronnie (72.50)

Year	1st	2nd	3rd	4th	Total	Finish	Money
1982	72	73			145	CUT	
1988	72	71	73	71	287	T36	$3,084.25
1989	69	71	69	68	277	2	108,000.00
1990	69	75			144	CUT	
1991	71	73			144	CUT	
1992	70	74	70	78	292	T65	2,070.00
1993	77	71			148	CUT	
1994	70	71	65	76	282	T27	7,494.55
1995	71	76			147	CUT	
1996	69	74	78	71	292	T73	2,268.00
1997	71	72	74	72	289	T54	3,360.00
1998	76	79			155	CUT	
1999	71	79			150	CUT	
2000	75	73			148	CUT	
						Total	**$126,276.80**

Blackburn, Mike (76.00)

Year	1st	2nd	3rd	4th	Total	Finish	Money
1988	76	76			152	CUT	

Blackburn, Woody (74.00)

Year	1st	2nd	3rd	4th	Total	Finish	Money
1976	73	75			148	CUT	
1977	73	76			149	CUT	
1978	73	79			152	CUT	
1980	72	67	70	77	286	T39	$1,520.00
1981	77	70			147	CUT	
1982	77	70			147	CUT	
1983	80	80			160	CUT	
1984	75	70			145	CUT	
1985	67	71	73	73	284	T20	5,620.00
1986	78	73			151	CUT	
1987	77	78			155	CUT	
						Total	**$7,140.00**

Blackmar, Phil (72.93)

Year	1st	2nd	3rd	4th	Total	Finish	Money
1985	70	73			143	W/D	
1986	75	77			152	CUT	
1987	73	77			150	CUT	
1988	75	77			152	CUT	
1990	71	72	68	70	281	T24	$7,566.67
1993	75	71	67	73	286	T16	14,500.00
1994	68	72	68	77	285	T50	2,922.00
1995	71	74	73	79	297	T74	2,280.00
1996	80	74			154	CUT	
2000	72	69	74	73	288	T42	9,420.00
						Total	**$36,688.67**

Blair, James (72.50)

Year	1st	2nd	3rd	4th	Total	Finish	Money
1984	73	72			145	CUT	

Blake, Jay Don (71.86)

Year	1st	2nd	3rd	4th	Total	Finish	Money
1987	73	74			147	CUT	
1988	71	72	72	67	282	T12	$13,300.00
1990	73	71			144	CUT	
2001	73	73			146	CUT	
2002	71	73			144	CUT	
2003	73	70			143	CUT	
						Total	**$13,300.00**

Blancas, Homero (71.65)

Year	1st	2nd	3rd	4th	Total	Finish	Money
1967	74	71	74	77	296	T74	
1968	74	72			146	CUT	
1969	70	71	74	70	285	T31	$1,428.13
1970	74	67	67	71	279	T13	4,375.00
1971	69	73	77	74	293	T72	333.00
1972	71	68	72	65	276	4	11,750.00
1973	69	69	72	69	279	T19	2,515.62
1974	70	69	71	71	281	T21	2,375.00
1975	70	74	77	69	290	T60	468.67
1976	71	74			145	CUT	
1977	79	73			152	CUT	
1978	74	70			144	CUT	
						Total	**$23,245.42**

Blanks, Kris (71.80)

Year	1st	2nd	3rd	4th	Total	Finish	Money
2010	76	76			152	CUT	
2011	67	69	71		207	T58	$17,520.00
						Total	**$17,520.00**

Blixt, Jonas (71.80)

Year	1st	2nd	3rd	4th	Total	Finish	Money
2012	67	73	73	73	286	T46	$21,080.00
2013	69	67	70	81	287	T58	17,680.00
2014	75	70			145	CUT	
						Total	**$38,760.00**

Blocker, Chris (72.13)

Year	1st	2nd	3rd	4th	Total	Finish	Money
1967	70	73	70	72	285	T30	$1,625.00
1968	72	73			145	CUT	
1969	72	76			148	CUT	
1970	72	71	72	74	289	T70	312.50
1972	71	72	70	74	287	T44	705.00
						Total	**$2,642.50**

Bohen, Marty (74.00)

Year	1st	2nd	3rd	4th	Total	Finish	Money
1972	74	70	73	72	289	T54	$416.67
1973	71	71	75	70	287	T60	493.50
1974	82				82	W/D	
1977	76	73			149	CUT	
1978	75	75			150	CUT	
1982	74	74			148	CUT	
1983	77	76			153	CUT	
						Total	**$910.17**

Bohn, Jason (72.37)

Year	1st	2nd	3rd	4th	Total	Finish	Money
2004	72	68	76	73	289	T71	$10,237.50
2006	76	64	72	67	279	T9	155,250.00
2009	74	74			148	CUT	
2010	73	76			149	CUT	
2012	78				78	W/D	
2013	75	72			147	CUT	
2014	68	71	74	72	285	T61	17,120.00
						Total	**$182,607.50**

Boldt, Rob (71.67)

Year	1st	2nd	3rd	4th	Total	Finish	Money
1994	73	71	72	68	284	T44	$3,628.00
1995	73	73			146	CUT	
						Total	**$3,628.00**

Bolli, Justin (72.00)

Year	1st	2nd	3rd	4th	Total	Finish	Money
2005	71	77			148	CUT	
2008	71	71	72	70	284	T48	$17,400.00
						Total	**$17,400.00**

Bolling, Charles (75.50)

Year	1st	2nd	3rd	4th	Total	Finish	Money
1983	76	78			154	CUT	
1985	76	74			150	CUT	
1986	74	77			151	CUT	
1987	72	75			147	CUT	
1997	78	74			152	CUT	
2001	80	73			153	CUT	
2003	79	71			150	CUT	
						Total	

Bollman, David (74.00)

Year	1st	2nd	3rd	4th	Total	Finish	Money
1970	76	72			148	CUT	

Bolt, Tommy (71.75)

Year	1st	2nd	3rd	4th	Total	Finish	Money
1967	72	70	73	72	287	T41	$850.00
1968	69	73	74	70	286	T50	100.00
1969	66	71	71	75	283	T14	3,277.27
1970	73	68	73	76	290	T73	312.50
1971	71	73	73	72	289	T58	333.34
						Total	**$4,873.11**

Bondeson, Paul (74.00)

Year	1st	2nd	3rd	4th	Total	Finish	Money
1967	74	74			148	CUT	
1968	74				74	W/D	

Booker, Eric (72.50)

Year	1st	2nd	3rd	4th	Total	Finish	Money
1999	73	72	68	76	289	T66	$5,100.00
2000	75	71			146	CUT	
						Total	**$5,100.00**

Booker, Michael (76.50)

Year	1st	2nd	3rd	4th	Total	Finish	Money
1978	74	79			153	CUT	

Booker, Mike (71.50)

Year	1st	2nd	3rd	4th	Total	Finish	Money
1982	72	71			143	CUT	

Booros, Jim (72.57)

Year	1st	2nd	3rd	4th	Total	Finish	Money
1977	72	78			150	CUT	
1981	74	71	72	72	289	T40	$1,365.60
1983	73	69	71	71	284	T16	6,750.00
1984	80				80	W/D	
1988	73	73			146	CUT	
1989	70	72	72	77	291	T54	2,290.00
1990	70	72	68	75	285	T50	2,348.89
1991	70	74			144	CUT	
						Total	**$12,754.49**

Borek, Gene (73.13)

Year	1st	2nd	3rd	4th	Total	Finish	Money
1967	73	75			148	CUT	
1968	77	76			153	CUT	
1969	74	76			150	CUT	
1970	75	73			148	CUT	
1971	77	74			151	CUT	
1972	74	73			147	CUT	
1973	72	71	69	74	286	T54	$543.83
1974	72	74			146	CUT	
1977	73	70	69	73	285	T30	1,863.00
1978	69	71	70	75	285	T44	930.00
1979	73	77			150	CUT	
1980	70	75			145	CUT	
						Total	**$3,336.83**

Borg, Rick

Boros, Guy (73.11)

Year	1st	2nd	3rd	4th	Total	Finish	Money
1994	74	73			147	CUT	
1996	74	69	73	72	288	T43	$3,506.40
1998	74	74			148	CUT	
2004	75				75	DQ	
						Total	**$3,506.40**

Boros, Julius (71.14)

Year	1st	2nd	3rd	4th	Total	Finish	Money
1967	71	69	68	74	282	T18	$3,375.00
1968	70	65	69	68	272	1	50,000.00
1969	71	74	71	72	288	T48	520.48
1970	73	68	73	70	284	T41	835.72
1971	73	75			148	CUT	
1972	78				78	W/D	
1973	75	73			148	CUT	
1975	70	66	70	65	271	2	28,500.00
1976	74	71			145	CUT	
1977	76				76	W/D	
						Total	**$83,231.20**

Botts, Rafe (73.88)

Year	1st	2nd	3rd	4th	Total	Finish	Money
1967	70	71	78	73	292	T67	
1970	75	77			152	CUT	
1974	74	73			147	CUT	

Individual Player Records

Bourne, Bob (73.50)

Year	1st	2nd	3rd	4th	Total	Finish	Money
1971	75	72			147	CUT	

Boutell, George (72.13)

Year	1st	2nd	3rd	4th	Total	Finish	Money
1968	74	72			146	CUT	
1971	68	70	72	70	280	T9	$6,500.00
1972	78	73			151	CUT	
						Total	**$6,500.00**

Bowden, Craig (72.78)

Year	1st	2nd	3rd	4th	Total	Finish	Money
1997	74	74			148	CUT	
2000	77				77	W/D	
2001	75	70			145	CUT	
2004	71	69	72	73	285	T55	$11,865.00
						Total	**$11,865.00**

Bowditch, Steven (71.38)

Year	1st	2nd	3rd	4th	Total	Finish	Money
2011	75	68			143	CUT	
2013	75	74			149	CUT	
2014	68	72	70	69	279	T22	$70,200.00
						Total	**$70,200.00**

Bowerman, Gary (78.00)

Year	1st	2nd	3rd	4th	Total	Finish	Money
1970	79	77			156	CUT	

Bowles, Charlie (71.50)

Year	1st	2nd	3rd	4th	Total	Finish	Money
1991	68	74	73	71	286	T50	$2,460.00
						Total	**$2,460.00**

Bowman, Steve (73.17)

Year	1st	2nd	3rd	4th	Total	Finish	Money
1985	73	76			149	CUT	
1986	69	72	77	72	290	T56	$1,326.00
						Total	**$1,326.00**

Boyd, Bob (73.50)

Year	1st	2nd	3rd	4th	Total	Finish	Money
1983	72	68	75	78	293	T68	$895.50
1984	73	75			148	CUT	
						Total	**$895.50**

Boynton, Frank (73.67)

Year	1st	2nd	3rd	4th	Total	Finish	Money
1968	74	75			149	CUT	
1969	76	68	75	74	293	T66	$476.19
						Total	**$476.19**

Bradley, Keegan (70.92)

Year	1st	2nd	3rd	4th	Total	Finish	Money
2011	69	74			143	CUT	
2012	71	73			144	CUT	
2013	72	63	74	72	281	T33	$44,200.00
2014	68	73	70	72	283	T53	18,520.00
						Total	**$62,720.00**

Bradley, Michael (72.33)

Year	1st	2nd	3rd	4th	Total	Finish	Money
1993	75	75			150	CUT	
2000	71	74			145	CUT	
2011	71	68			139	CUT	

Brannan, Michael (74.08)

Year	1st	2nd	3rd	4th	Total	Finish	Money
1979	78	78			156	CUT	
1980	70	74			144	CUT	
1981	78	79			157	CUT	
1982	75	68			143	CUT	
1983	74	68	72	75	289	T41	$1,492.00
						Total	**$1,492.00**

Branshaw, David (71.00)

Year	1st	2nd	3rd	4th	Total	Finish	Money
2004	72	70			142	CUT	

Bratton, Alan (75.50)

Year	1st	2nd	3rd	4th	Total	Finish	Money
1999	78	73			151	CUT	

Brauch, Tim (84.00)

Year	1st	2nd	3rd	4th	Total	Finish	Money
1982	84				84	W/D	

Brehaut, Jeff (72.61)

Year	1st	2nd	3rd	4th	Total	Finish	Money
1999	78	76			154	CUT	
2001	73	72			145	CUT	
2002	74	74			148	CUT	
2003	73	65	75	70	283	T36	$22,535.71
2004	73	73			146	CUT	
2005	70	70	72	71	283	T12	112,700.00
2006	71	77			148	CUT	
						Total	**$135,235.71**

Brewer, Gay (71.50)

Year	1st	2nd	3rd	4th	Total	Finish	Money
1967	70	75	68	75	288	T47	$179.16
1968	72	66	72	72	282	T23	2,034.72
1969	73	65	72	73	283	T14	3,277.27
1970	75	72			147	CUT	
1971	72	79			151	CUT	
1972	69	69	68	72	278	T7	7,687.50
1973	69	70	73	71	283	T39	1,025.00
1974	71	74			145	CUT	
1975	74	75			149	CUT	
1976	66	73	73	67	279	T17	3,750.00
1977	75	75			150	CUT	
1978	71	71	69	71	282	T29	1,907.50
						Total	**$19,861.15**

Briggs, Danny (73.19)

Year	1st	2nd	3rd	4th	Total	Finish	Money
1986	74	70	74	78	296	T74	$1,146.00
1988	79	75			154	CUT	
2000	70	71	70	74	285	T24	24,900.00
2004	74	73			147	CUT	
2005	72	72	72	73	289	T46	15,939.00
						Total	$41,985.00

Individual Player Records

Brigham, Don (75.50)

Year	1st	2nd	3rd	4th	Total	Finish	Money
1978	72	79			151	CUT	

Bright, Mike (73.00)

Year	1st	2nd	3rd	4th	Total	Finish	Money
1985	72	74			146	CUT	

Brigman, D.J. (72.00)

Year	1st	2nd	3rd	4th	Total	Finish	Money
2004	71	69	71	72	283	T42	$15,807.27
2005	73	76			149	CUT	
						Total	**$15,807.27**

Brisky, Mike (72.65)

Year	1st	2nd	3rd	4th	Total	Finish	Money
1995	70	72	67	75	284	T18	$14,100.00
1996	72	72	72	73	289	T53	2,714.66
1998	73	73	81		227	81	3,204.00
1999	74	69	73	69	285	T41	9,250.00
2000	77	73			150	CUT	
						Total	**$29,268.66**

Britton, Bill (72.31)

Year	1st	2nd	3rd	4th	Total	Finish	Money
1981	77	73			150	CUT	
1982	71	72			143	CUT	
1983	74	75			149	CUT	
1984	74	69	73	72	288	T55	$1,135.00
1985	74	69	74	74	291	T53	1,157.50
1987	75	69	72	74	290	T52	1,392.00
1988	76	70			146	CUT	
1989	73	67	73	76	289	T47	2,568.58
1990	66	70	72	70	278	13	21,000.00
1991	73	71			144	CUT	
1992	71	67	69	72	279	T9	25,000.00
1993	73	74	71	69	287	T22	10,000.00
1994	71	73	76	71	291	T67	2,460.00
1995	74	69	75	75	293	T65	2,460.00
1997	79	74			153	CUT	
						Total	**$67,173.08**

Brodie, Steve (71.75)

Year	1st	2nd	3rd	4th	Total	Finish	Money
1994	66	76	72	74	288	T58	$2,652.00
1995	72	69	70	75	286	T29	7,465.71
						Total	**$10,117.71**

Brooks, Mark (72.43)

Year	1st	2nd	3rd	4th	Total	Finish	Money
1984	73	76			149	CUT	
1985	72	75			147	CUT	
1986	73	75			148	CUT	
1987	76	79			155	CUT	
1989	69	72	74	74	289	T47	$2,568.57
1990	70	66	72	76	284	T43	3,120.00
1991	68	74	73	67	282	T23	8,225.00
1992	74	69	74	75	292	T65	2,070.00
1993	76	67	73	74	290	T34	5,275.00
1994	71	70	66	70	277	T8	32,400.00
1997	75	70	70	70	285	T33	8,100.00
1998	72	68	73		213	T32	9,340.00
1999	74	70	73	74	291	T72	4,850.00
2002	69	74	75	72	290	T73	6,615.00
2004	72	76			148	CUT	
2005	76	76			152	CUT	
2006	74	73			147	CUT	
						Total	**$82,563.57**

Brown, Billy Ray (72.85)

Year	1st	2nd	3rd	4th	Total	Finish	Money
1988	68	74	76	75	293	T62	$1,484.00
1989	70	79			149	CUT	
1991	72	70	73	74	289	T59	2,190.00
1992	70	75	71	72	288	T50	2,362.50
1994	73	74			147	CUT	
1995	75	69	68	74	286	T29	7,465.71
1996	73	79			152	CUT	
1997	72	67	71	80	290	T63	3,165.00
						Total	**$16,667.21**

Brown, Cliff (72.25)

Year	1st	2nd	3rd	4th	Total	Finish	Money
1967	72	73	69	75	289	T59	

Brown, Mark (76.50)

Year	1st	2nd	3rd	4th	Total	Finish	Money
2006	76	77			153	CUT	

Brown, Pete (72.63)

Year	1st	2nd	3rd	4th	Total	Finish	Money
1968	75	77			152	CUT	
1970	73	74			147	CUT	
1971	76				76	W/D	
1972	74	76			150	CUT	
1973	72	69	69	69	279	T19	$2,515.62
1974	74	72			146	CUT	
1977	70	74	74	68	286	T35	1,385.63
1978	74	70			144	CUT	
						Total	**$3,901.25**

Brown, Scott (72.33)

Year	1st	2nd	3rd	4th	Total	Finish	Money
2013	70	70	78	70	288	T62	$17,120.00
2014	72	74			146	CUT	
						Total	**$17,120.00**

Individual Player Records

Browne, Olin (72.48)

Year	1st	2nd	3rd	4th	Total	Finish	Money
1992	75	74			149	CUT	
1994	74	72			146	CUT	
1996	70	72	74	73	289	T53	$2,714.67
1997	77	72			149	CUT	
1998	73	73	70		216	T54	4,032.00
1999	75	77			152	CUT	
2000	70	77			147	CUT	
2001	71	71	69	67	278	T11	84,000.00
2002	71	74			145	CUT	
2003	73	71			144	CUT	
2004	73	70			143	CUT	
2006	73	71			144	CUT	
						Total	**$90,746.67**

Brownlee, Dave

Bruckner, Greg (71.38)

Year	1st	2nd	3rd	4th	Total	Finish	Money
1990	68	71	72	72	283	T37	$4,400.00
1991	73	69	72	74	288	T57	2,250.00
						Total	**$6,650.00**

Bruno, Bob (74.57)

Year	1st	2nd	3rd	4th	Total	Finish	Money
1973	80				80	W/D	
1974	75	71			146	CUT	
1975	75	70			145	CUT	
1978	77	74			151	CUT	

Bryant, Bart (72.53)

Year	1st	2nd	3rd	4th	Total	Finish	Money
1991	68	69	71	74	282	T23	$8,225.00
1995	70	71	73	71	285	T26	9,240.00
1996	72	77			149	CUT	
2000	70	73	77	73	293	T68	6,060.00
2001	71	82			153	CUT	
2002	73	71			144	CUT	
2004	72	68	72	70	282	T32	26,670.00
2005	74	81			155	CUT	
2007	72	70	70	73	285	T65	14,490.00
2008	72	76			148	CUT	
						Total	**$64,685.00**

Bryant, Brad (71.98)

Year	1st	2nd	3rd	4th	Total	Finish	Money
1978	71	74			145	CUT	
1980	71	73			144	CUT	
1981	74	70	71	68	283	T16	$5,800.00
1982	75	70			145	CUT	
1983	73	72	73	74	292	T65	936.00
1984	72	71	69	73	285	T41	1,850.00
1985	75	75			150	CUT	
1986	76	70			146	CUT	
1987	74	74			148	CUT	
1988	71	80			151	CUT	
1989	73	75			148	CUT	
1991	66	70	68	71	275	2	108,000.00
1992	73	73			146	CUT	
1993	78	71			149	CUT	
1994	70	67	73	70	280	T16	17,400.00
1995	71	71	71	73	286	T29	7,465.72
1996	70	71	72	71	284	T20	13,980.00
1999	71	73	76	66	286	T46	6,587.50
						Total	**$162,019.22**

Buckle, Andrew (71.25)

Year	1st	2nd	3rd	4th	Total	Finish	Money
2007	71	69	71	74	285	T65	$14,490.00
						Total	**$14,490.00**

Buczek, John (75.00)

Year	1st	2nd	3rd	4th	Total	Finish	Money
1970	74	76			150	CUT	

Bugniazet, Ed (81.50)

Year	1st	2nd	3rd	4th	Total	Finish	Money
1985	78	85			163	CUT	

Buha, Jason (73.50)

Year	1st	2nd	3rd	4th	Total	Finish	Money
2000	75	72			147	CUT	
2003	74	73			147	CUT	

Bullard, Jimmie (75.00)

Year	1st	2nd	3rd	4th	Total	Finish	Money
1975	74	76			150	CUT	

Burke Jr., Ed (78.25)

Year	1st	2nd	3rd	4th	Total	Finish	Money
1983	77	84			161	CUT	
1992	78	74			152	CUT	

Burke, Jr., Michael

Burke, Patrick (74.43)

Year	1st	2nd	3rd	4th	Total	Finish	Money
1990	73	75			148	CUT	
1993	71	74	79	73	297	T63	$2,100.00
1997	76				76	W/D	
						Total	**$2,100.00**

Burns, Bob (72.35)

Year	1st	2nd	3rd	4th	Total	Finish	Money
1994	71	67	70	68	276	T5	$43,800.00
1995	72	71	71	78	292	T60	2,592.00
1999	76	72			148	CUT	
2000	72	72	75	73	292	T64	6,270.00
2001	73	74			147	CUT	
2002	76	70			146	CUT	
2004	74	72			146	CUT	
						Total	**$52,662.00**

Burns, George (71.29)

Year	1st	2nd	3rd	4th	Total	Finish	Money
1975	77	67	71	67	282	T21	$2,257.15
1976	71	68	74	71	284	T53	675.00
1977	69	67	75	66	277	T4	13,200.00
1978	73	74			147	CUT	
1979	69	70	72	70	281	T7	12,466.67
1980	65	72	69	72	278	T7	11,640.00
1981	71	74	69	65	279	5	16,000.00
1982	71	67	66	71	275	T11	8,200.00
1983	72	75	70	72	289	T41	1,492.00
1984	74	67	68	74	283	T31	2,965.20
1985	66	66	73	70	275	T2	44,000.00
1986	74	73			147	CUT	
1987	75	72			147	CUT	
1988	74	73			147	CUT	
1989	76	74			150	CUT	
1990	74	68	77	67	286	T59	2,140.00
1996	75	75			150	CUT	
1997	77	69			146	CUT	
1998	83				83	W/D	
						Total	**$115,036.02**

Burroughs, Clark (73.00)

Year	1st	2nd	3rd	4th	Total	Finish	Money
1988	73	72	74	71	290	T52	$1,666.00
1989	73	72			145	CUT	
1990	75	73			148	CUT	
1995	69	76	73	75	293	T65	2,460.00
						Total	**$4,126.00**

Burton, Bob

Burton, Kevin (73.00)

Year	1st	2nd	3rd	4th	Total	Finish	Money
1997	76	70			146	CUT	

Butler, Duke (72.50)

Year	1st	2nd	3rd	4th	Total	Finish	Money
1976	76	69			145	CUT	

Buttner, Bill (72.44)

Year	1st	2nd	3rd	4th	Total	Finish	Money
1985	73	74			147	CUT	
1988	69	69	74	76	288	T44	$2,240.00
1989	70	70	70	74	284	T23	8,428.57
1990	72	70	72	72	286	T59	2,140.00
1991	67	77			144	CUT	
1992	79	76			155	CUT	
						Total	**$12,808.57**

Byman, Bob (73.33)

Year	1st	2nd	3rd	4th	Total	Finish	Money
1978	76	68			144	CUT	
1979	69	71	75	70	285	T23	$3,371.43
1981	75	71	74	75	295	65	840.00
1983	75	81			156	CUT	
						Total	**$4,211.43**

Byman, Ed (77.00)

Year	1st	2nd	3rd	4th	Total	Finish	Money
1979	77	77			154	CUT	

Byrd, Jonathan (71.03)

Year	1st	2nd	3rd	4th	Total	Finish	Money
2002	75	67	70	76	288	T64	$7,210.00
2003	72	70	69	72	283	T36	22,535.71
2004	67	70	71	80	288	T69	10,552.50
2007	74	72			146	CUT	
2008	72	70	73	70	285	T55	15,680.00
2009	72	74	67	70	283	T24	63,937.50
2010	67	72	75	71	285	T56	16,875.00
2011	65	66	67		198	5	320,000.00
2012	71	75			146	CUT	
						Total	**$456,790.71**

Byrum, Curt (73.18)

Year	1st	2nd	3rd	4th	Total	Finish	Money
1983	73	79			152	CUT	
1984	68	67	74	71	280	T17	$7,250.00
1985	75	75			150	CUT	
1987	69	69	74	72	284	T21	5,802.85
1988	81	75			156	CUT	
1989	69	74	73	73	289	T47	2,568.57
1990	74	72			146	CUT	
1991	78	73			151	CUT	
1992	76	71			147	CUT	
1994	75	70			145	CUT	
1995	70	73	73	77	293	T65	2,460.00
1996	73	74			147	CUT	
1997	70	78			148	CUT	
						Total	**$18,081.42**

Byrum, Tom (71.84)

Year	1st	2nd	3rd	4th	Total	Finish	Money
1986	75	73			148	CUT	
1987	80	72			152	CUT	
1988	70	79			149	CUT	
1989	68	72	69	74	283	T18	$13,040.00
1991	79	74			153	CUT	
1995	74	70	71	76	291	T55	2,712.00
1996	71	77			148	CUT	
1997	71	67	71	74	283	T21	15,000.00
1998	69	71	66		206	T5	68,400.00
1999	68	70	70	72	280	T10	51,875.00
2000	73	70	73	76	292	T64	6,270.00
2001	69	69	75	71	284	T37	14,000.00
2003	74	69			143	CUT	
2004	71	64	68	71	274	T4	217,000.00
2005	70	71	75	71	287	T32	30,475.00
2006	74	73			147	CUT	
						Total	**$418,772.00**

Individual Player Records

Cable, GW (74.00)

Year	1st	2nd	3rd	4th	Total	Finish	Money
2005	74	74			148	CUT	

Cabrera, Angel (71.33)

Year	1st	2nd	3rd	4th	Total	Finish	Money
2002	69	73	71	69	282	T33	$18,491.67
2006	75	71			146	CUT	
2007	74	69			143	CUT	
2008	69	67	72	72	280	T19	84,840.00
2009	72	80			152	CUT	
2010	68	71	69	70	278	T15	116,250.00
2013	75	77			152	CUT	
2014	71	69	69	70	279	T22	70,200.00
						Total	**$289,781.67**

Cadle, George (71.26)

Year	1st	2nd	3rd	4th	Total	Finish	Money
1975	71	69	69	69	278	T9	$6,000.00
1976	71	73			144	CUT	
1977	76	70			146	CUT	
1978	77				77	W/D	
1979	75	72			147	CUT	
1980	68	65	70	74	277	T4	16,533.33
1981	67	72	78	73	290	T50	945.00
1982	70	70	73	69	282	T47	995.20
1984	70	69	73	71	283	T31	2,965.20
						Total	**$27,438.73**

Cagigal, Henry (78.50)

Year	1st	2nd	3rd	4th	Total	Finish	Money
1990	74	83			157	CUT	

Calcavecchia, Mark (72.95)

Year	1st	2nd	3rd	4th	Total	Finish	Money
1982	73	77			150	CUT	
1983	83	74			157	CUT	
1984	74	73			147	CUT	
1985	73	76			149	CUT	
1986	74	74			148	CUT	
1988	72	73	72	76	293	T62	$1,484.00
1997	71	67	75	71	284	T27	10,425.00
1998	67	71	73		211	T17	23,554.28
1999	74	70	71	76	291	T72	4,850.00
2003	71	74			145	CUT	
2005	76	69	77	74	296	69	11,615.00
2006	71	70	80	76	297	T81	10,177.50
2007	67	75	65	65	272	T4	289,333.34
2008	75	74			149	CUT	
2009	69	79			148	CUT	
						Total	**$351,439.12**

Caldwell, Rex (72.39)

Year	1st	2nd	3rd	4th	Total	Finish	Money
1976	71	71	68	71	281	T33	$1,551.43
1978	67	75	66	73	281	T23	2,480.00
1979	77	68	69	69	283	T13	7,500.00
1980	74	73			147	CUT	
1981	76	71			147	CUT	
1982	69	68	72	70	279	T31	2,425.00
1983	77	73			150	CUT	
1984	72	70	75	74	291	T61	1,085.00
1985	76	72			148	CUT	
1986	75	69	72	73	289	T48	1,477.50
1987	82	73			155	CUT	
1989	74	76			150	CUT	
1995	77	73			150	CUT	
						Total	**$16,518.93**

Calfee, Bill (71.75)

Year	1st	2nd	3rd	4th	Total	Finish	Money
1976	69	74	71	71	285	T53	$600.00
1978	70	73	69	70	282	T29	1,907.50
1979	74	73			147	CUT	
1981	72	75			147	CUT	
						Total	**$2,507.50**

Calvin, Roger (74.20)

Year	1st	2nd	3rd	4th	Total	Finish	Money
1981	76	70	75	73	294	64	$848.00
1982	77				77	W/D	
						Total	**$848.00**

Campbell, Chad (72.08)

Year	1st	2nd	3rd	4th	Total	Finish	Money
2002	77	76			153	CUT	
2004	71	71			142	CUT	
2006	77	74			151	CUT	
2007	70	75			145	CUT	
2008	71	72	69	76	288	T65	$14,560.00
2009	72	75	70	70	287	T46	20,400.00
2010	72	69	72	73	286	T60	16,275.00
2011	67	67	72		206	T52	18,560.00
2012	77	67			144	CUT	
						Total	**$69,795.00**

Campbell, Doug

Campbell, Michael (72.75)

Year	1st	2nd	3rd	4th	Total	Finish	Money
2001	72	72	75	72	291	T69	$6,895.00
2002	74	71			145	CUT	
2003	75	71			146	CUT	
						Total	**$6,895.00**

Canipe, David (72.93)

Year	1st	2nd	3rd	4th	Total	Finish	Money
1987	78	75			153	CUT	
1989	72	73			145	CUT	
1990	74	74			148	CUT	
1991	67	73	73	72	285	T41	$3,315.56
1992	74	70	70	76	290	61	2,180.00
						Total	**$5,495.56**

Individual Player Records

Canonica, Emanuele (74.00)

Year	1st	2nd	3rd	4th	Total	Finish	Money
2001	76	72			148	CUT	

Caporale, Mike (77.00)

Year	1st	2nd	3rd	4th	Total	Finish	Money
1996	77	77			154	CUT	

Cardenas, Joe (74.50)

Year	1st	2nd	3rd	4th	Total	Finish	Money
1970	76	73			149	CUT	

Cardi, Frank (76.57)

Year	1st	2nd	3rd	4th	Total	Finish	Money
1967	78	74			152	CUT	
1968	76	75			151	CUT	
1972	77	78			155	CUT	
1973	77	72			149	CUT	
1974	79	80			159	CUT	
1975	77	75			152	CUT	
1977	78	76			154	CUT	
						Total	

Carmichael, Sam (72.00)

Year	1st	2nd	3rd	4th	Total	Finish	Money
1967	74	68	74	72	288	T47	$179.17
						Total	**$179.17**

Carnevale, Mark (71.82)

Year	1st	2nd	3rd	4th	Total	Finish	Money
1992	74	66	71	72	283	T26	$7,550.00
1993	75	78			153	CUT	
1994	72	69	72	70	283	T38	5,040.00
1995	74	71	69	71	285	T26	9,240.00
1998	72	73	72		217	T63	3,780.00
						Total	**$25,610.00**

Caron, Jason (72.75)

Year	1st	2nd	3rd	4th	Total	Finish	Money
2000	71	76			147	CUT	
2003	73	71			144	CUT	

Carter, Jim (71.52)

Year	1st	2nd	3rd	4th	Total	Finish	Money
1987	76	71			147	CUT	
1988	74	71	72	70	287	T36	$3,084.25
1989	72	74			146	CUT	
1990	71	72	70	76	289	T76	1,850.00
1995	69	72	74	71	286	T29	7,465.72
1996	74	70	74	72	290	T62	2,520.00
1997	69	70	71	65	275	5	60,000.00
1999	67	72	66	74	279	T5	84,750.00
2000	69	72	67	73	281	T11	72,000.00
2001	73	67	72	76	288	T56	7,770.00
2002	67	72	73	73	285	T50	8,442.00
2003	73	71			144	CUT	
2004	76	68			144	CUT	
2005	76	73			149	CUT	
						Total	**$247,881.97**

Carter, Tom (72.75)

Year	1st	2nd	3rd	4th	Total	Finish	Money
2004	70	69	77	75	291	T76	$9,712.50
						Total	**$9,712.50**

Casey, Paul (69.50)

Year	1st	2nd	3rd	4th	Total	Finish	Money
2008	66	71	69	72	278	T7	$203,700.00
2010	69	69	70	69	277	T12	157,500.00
2014	66	71	71	71	279	T22	70,200.00
						Total	**$431,400.00**

Casper, Billy (70.95)

Year	1st	2nd	3rd	4th	Total	Finish	Money
1967	72	73	71	73	289	T59	
1968	70	71	67	67	275	5	$10,750.00
1969	72	71	70	70	283	T14	3,277.27
1970	73	66	69	76	284	T41	835.71
1976	72	70	73	68	283	T48	759.00
1979	75	72			147	CUT	
						Total	**$15,621.98**

Castro, Roberto (70.38)

Year	1st	2nd	3rd	4th	Total	Finish	Money
2012	76	67	69	71	283	T24	$56,700.00
2013	70	70	69	71	280	T25	58,500.00
						Total	**$115,200.00**

Cauley, Bud (70.25)

Year	1st	2nd	3rd	4th	Total	Finish	Money
2012	71	71	72	67	281	T10	$160,888.89
						Total	**$160,888.89**

Caygill, Alex (74.00)

Year	1st	2nd	3rd	4th	Total	Finish	Money
1970	76	72			148	CUT	

Cejka, Alex (72.00)

Year	1st	2nd	3rd	4th	Total	Finish	Money
2003	70	69	66	74	279	T22	$45,071.43
2004	70	69	73	76	288	T69	10,552.50
2005	72	72	76	70	290	T51	13,531.67
2006	72	72			144	CUT	
2007	73	70			143	CUT	
2009	71	72	77	73	293	T73	14,400.00
2010	73	74			147	CUT	
						Total	**$83,555.60**

Cerda, Antonio (73.27)

Year	1st	2nd	3rd	4th	Total	Finish	Money
1978	72	73			145	CUT	
1979	71	74	76	71	292	T62	$860.00
1981	77	74			151	CUT	
1982	73	70			143	CUT	
1983	76	72			148	CUT	
1986	74	79			153	CUT	
1987	78	68	73	71	290	T52	1,392.00
1988	70	73	74	73	290	T52	1,666.00
						Total	**$3,918.00**

Cerrudo, Ron (72.19)

Year	1st	2nd	3rd	4th	Total	Finish	Money
1968	74	74			148	CUT	
1969	71	74	69	70	284	T25	$1,887.50
1971	69	76	71	74	290	T62	333.33
1972	74	75			149	CUT	
1976	68	75	69	72	284	T53	675.00
						Total	**$2,895.83**

Cesario, Greg (76.75)

Year	1st	2nd	3rd	4th	Total	Finish	Money
1993	73	74	77	83	307	70	$2,000.00
						Total	**$2,000.00**

Chadwick, Mike (80.00)

Year	1st	2nd	3rd	4th	Total	Finish	Money
1984	83	77			160	CUT	

Chaffee, Jon (73.17)

Year	1st	2nd	3rd	4th	Total	Finish	Money
1980	74	69	72	72	287	T47	$1,027.43
1992	77	75			152	CUT	
						Total	**$1,027.43**

Chain, Tom

Year	1st	2nd	3rd	4th	Total	Finish	Money

Chalmers, Greg (71.21)

Year	1st	2nd	3rd	4th	Total	Finish	Money
1999	68	75	69	70	282	T22	$23,208.34
2000	73	72			145	CUT	
2002	74	68	72	76	290	T73	6,615.00
2003	71	73			144	CUT	
2009	74	82			156	CUT	
2010	70	71	69	71	281	T31	44,475.00
2011	70	68	67		205	T43	23,840.00
2012	70	70	68	72	280	9	232,000.00
2013	73	69	66	74	282	T37	36,800.00
						Total	**$366,938.34**

Chamblee, Brandel (72.00)

Year	1st	2nd	3rd	4th	Total	Finish	Money
1988	70	68	73	69	280	T6	$22,662.50
1991	73	74			147	CUT	
1992	74	70	73	75	292	T65	2,070.00
1993	67	74	76	73	290	T34	5,275.00
1994	78	73			151	CUT	
1997	73	71	69	71	284	T27	10,425.00
2001	73	69	74	71	287	T52	8,207.50
2002	70	71	73	71	285	T50	8,442.00
2003	70	72	73	73	288	T62	10,650.00
						Total	**$67,732.00**

Chancey, Jim (75.25)

Year	1st	2nd	3rd	4th	Total	Finish	Money
1978	75	77			152	CUT	
1987	75	74			149	CUT	

Chappell, Kevin (70.08)

Year	1st	2nd	3rd	4th	Total	Finish	Money
2011	67	69	68		204	T32	$39,781.82
2012	72	77			149	CUT	
2013	68	72	62	76	278	T15	132,000.00
2014	68	67	71	74	280	T30	46,500.00
						Total	**$218,281.82**

Charles, Bob (71.00)

Year	1st	2nd	3rd	4th	Total	Finish	Money
1967	67	67	71	74	279	T9	$6,500.00
1968	68	71	73	69	281	22	2,750.00
1969	71	73	70	73	287	T43	765.00
1970	69	72	68	71	280	T17	3,125.00
1971	73	68	67	73	281	T11	4,468.75
1972	75	75			150	CUT	
1975	70	71	72	73	286	T45	750.00
1976	69	71	72	74	286	T63	517.50
						Total	**$18,876.25**

Charter, Brien

Cheesman, Barry (74.80)

Year	1st	2nd	3rd	4th	Total	Finish	Money
1988	71	78			149	CUT	
1991	73	71			144	CUT	
1993	73	73	74	75	295	T60	$2,180.00
1998	75				75	W/D	
1999	80	73			153	CUT	
2000	78	80			158	CUT	
2001	72	76			148	CUT	
						Total	**$2,180.00**

Chen, T.C. (73.64)

Year	1st	2nd	3rd	4th	Total	Finish	Money
1983	72	80			152	CUT	
1985	73	70	71	73	287	T36	$2,304.00
1986	75	77			152	CUT	
1987	69	73	74	74	290	T52	1,392.00
1988	75	75			150	CUT	
						Total	**$3,696.00**

Chen, T.M. (75.00)

Year	1st	2nd	3rd	4th	Total	Finish	Money
1986	78	72			150	CUT	

Chill, Lee (72.00)

Year	1st	2nd	3rd	4th	Total	Finish	Money
1982	73	71			144	CUT	

Choi, K.J. (71.31)

Year	1st	2nd	3rd	4th	Total	Finish	Money
2000	73	69	75	75	292	T64	$6,270.00
2002	72	67	73	70	282	T33	18,491.67
2005	76	73			149	CUT	
2007	64	66	70	70	270	2	756,000.00
2008	74	69	68	68	279	T12	129,000.00
2009	73	76			149	CUT	
2010	68	75			143	CUT	
2011	70	67	67		204	T32	39,781.82
2012	67	71	80	75	293	T73	15,440.00
2013	71	71	73	76	291	T68	16,240.00
2014	68	75	72		215	T71	15,680.00
						Total	**$996,903.49**

Chopra, Daniel (73.06)

Year	1st	2nd	3rd	4th	Total	Finish	Money
2004	69	70	71	73	283	T42	$15,807.27
2005	75	74			149	CUT	
2006	72	72			144	CUT	
2007	77	82			159	CUT	
2008	72	73			145	CUT	
2009	77	69	71	72	289	T58	16,425.00
						Total	**$32,232.27**

Christian, Gary (71.50)

Year	1st	2nd	3rd	4th	Total	Finish	Money
2012	66	71	77	72	286	T46	$21,080.00
						Total	**$21,080.00**

Christie, Michael (76.57)

Year	1st	2nd	3rd	4th	Total	Finish	Money
1997	78	76			154	CUT	
1998	75	81			156	CUT	
1999	75	72			147	CUT	
2000	79				79	W/D	

Cink, Stewart (70.49)

Year	1st	2nd	3rd	4th	Total	Finish	Money
1997	73	68	66	70	277	T6	$50,250.00
1998	74	69	72		215	T47	4,623.43
1999	74	72			146	CUT	
2001	65	72	69	67	273	T3	182,000.00
2002	67	69	71	68	275	T5	133,000.00
2003	75	74			149	CUT	
2004	69	77			146	CUT	
2007	72	67	73	67	279	T25	49,035.00
2008	73	70	70	70	283	T38	26,600.00
2009	70	72	71	71	284	T28	53,250.00
2010	67	69	73	69	278	T15	116,250.00
2011	74	66			140	CUT	
2013	70	70	79	72	291	T68	16,240.00
2014	69	72	68	68	277	T15	132,000.00
						Total	**$763,248.43**

Claar, Brian (72.30)

Year	1st	2nd	3rd	4th	Total	Finish	Money
1986	76	74			150	CUT	
1987	71	73	73	75	292	T64	$1,254.00
1991	71	72	71	70	284	T38	4,500.00
1992	71	72	70	74	287	T45	2,928.00
1993	75	72	72	75	294	T55	2,260.00
1994	71	73	68	70	282	T27	7,494.55
1995	76	74			150	CUT	
1996	75	69	71	72	287	T40	4,920.00
1997	74	74			148	CUT	
1998	71	75	66		212	T24	13,927.50
						Total	**$37,284.05**

Clampett, Bobby (72.64)

Year	1st	2nd	3rd	4th	Total	Finish	Money
1980	70	76			146	CUT	
1981	72	69	68	68	277	T2	$29,866.67
1984	72	73			145	CUT	
1985	72	72	75	73	292	T57	1,115.00
1986	72	71	77	69	289	T48	1,477.50
1987	74	67	76	77	294	T68	1,212.00
1989	74	74			148	CUT	
1991	73	76			149	CUT	
1995	70	74	72	78	294	DQ	
						Total	**$33,671.17**

Clark, Chris (75.00)

Year	1st	2nd	3rd	4th	Total	Finish	Money
1979	77	73			150	CUT	

Clark, Fred (79.00)

Year	1st	2nd	3rd	4th	Total	Finish	Money
1977	84	74			158	CUT	

Clark II, Michael (74.17)

Year	1st	2nd	3rd	4th	Total	Finish	Money
2000	72	73			145	CUT	
2002	75	71			146	CUT	
2003	78	76			154	CUT	

Clark, Tim (71.11)

Year	1st	2nd	3rd	4th	Total	Finish	Money
2003	70	74			144	CUT	
2004	68	72	68	69	277	T9	$131,250.00
2005	74	70	68	71	283	T12	112,700.00
2006	70	71	78	73	292	T63	12,190.00
2007	69	68	72	68	277	T17	101,500.00
2008	70	69	73	71	283	T38	26,600.00
2009	71	70	71	71	283	T24	63,937.50
2010	70	74			144	CUT	
2012	70	72	67	72	281	T10	160,888.89
2013	75	74			149	CUT	
2014	76				76	W/D	
						Total	**$609,066.39**

Clarke, Darren (71.00)

Year	1st	2nd	3rd	4th	Total	Finish	Money
1998	73	71	68		212	T24	$13,927.50
2004	72	71			143	CUT	
						Total	**$13,927.50**

Claxton, Paul (74.13)

Year	1st	2nd	3rd	4th	Total	Finish	Money
1997	74	69	76	77	296	78	$2,760.00
2002	74	72			146	CUT	
2005	76	75			151	CUT	
						Total	**$2,760.00**

Claxton, Will (72.00)

Year	1st	2nd	3rd	4th	Total	Finish	Money
2012	70	74			144	CUT	

Individual Player Records

Clearwater, Keith (74.33)

Year	1st	2nd	3rd	4th	Total	Finish	Money
1987	74	72	67	71	284	T21	$5,802.86
1989	73	73			146	CUT	
1995	84				84	W/D	
1997	76	76			152	CUT	
2001	73	70	78	75	296	79	6,370.00
2004	74	79			153	CUT	
						Total	**$12,172.86**

Cleary, John (77.00)

Year	1st	2nd	3rd	4th	Total	Finish	Money
1967	77	77			154	CUT	
						Total	

Clements, Lennie (72.38)

Year	1st	2nd	3rd	4th	Total	Finish	Money
1981	77	75			152	CUT	
1983	71	73	78	74	296	79	$819.00
1984	70	73	73	75	291	T61	1,085.00
1985	70	73	76	66	285	T25	3,900.00
1986	74	67	74	69	284	T18	7,302.85
1987	73	69	72	71	285	T28	3,904.29
1988	71	74	73	78	296	T70	1,386.00
1989	71	76			147	CUT	
1990	71	72	71	72	286	T59	2,140.00
1992	75	70	73	70	288	T50	2,362.50
1993	74	73	72	70	289	T31	6,200.00
1994	73	68	72	69	282	T27	7,494.54
1998	76				76	W/D	
						Total	**$36,594.18**

Coats, Jerry (78.50)

Year	1st	2nd	3rd	4th	Total	Finish	Money
1969	77	80			157	CUT	

Coceres, Jose (72.50)

Year	1st	2nd	3rd	4th	Total	Finish	Money
2001	72	75			147	CUT	
2002	68	68	71	73	280	T18	$42,600.00
2004	69	68	70	79	286	T60	11,287.50
2005	74	78			152	CUT	
2007	75	75			150	CUT	
						Total	**$53,887.50**

Cochran, Bobby (72.00)

Year	1st	2nd	3rd	4th	Total	Finish	Money
2000	74	69	69	76	288	T42	$9,420.00
						Total	**$9,420.00**

Cochran, Russ (71.86)

Year	1st	2nd	3rd	4th	Total	Finish	Money
1983	79	75			154	CUT	
1984	74	71			145	CUT	
1985	81				81	W/D	
1987	74	69	70	70	283	T17	$8,700.00
1988	72	73	70	68	283	T18	9,128.00
1989	70	76			146	CUT	
1990	71	71	69	68	279	T14	16,500.00
1991	73	68	71	73	285	T41	3,315.55
1992	71	73	71		215	DQ	
1993	78	71			149	CUT	
1994	69	74	69	73	285	T50	2,922.00
1996	74	69	72	75	290	T62	2,520.00
1999	80				80	W/D	
2000	71	67	73	74	285	T24	24,900.00
2001	71	68	67	69	275	T8	105,000.00
2002	73	71			144	CUT	
2004	70	72			142	CUT	
						Total	**$172,985.55**

Coghill, Gene (74.00)

Year	1st	2nd	3rd	4th	Total	Finish	Money
1967	72	76			148	CUT	

Colbert, Jim (71.03)

Year	1st	2nd	3rd	4th	Total	Finish	Money
1967	66	73	70	71	280	T12	$4,937.50
1968	74	72			146	CUT	
1969	69	71	78	72	290	T58	476.19
1970	71	73	70	71	285	T48	414.28
1971	72	69	72	71	284	T31	1,505.00
1972	70	68	70	65	273	2	28,500.00
1973	69	71	70	73	283	T39	1,025.00
1974	70	69	70	68	277	T9	5,750.00
1975	73	68	71	74	286	T45	750.00
1976	71	70	72	72	285	T53	600.00
1977	70	76			146	CUT	
1978	73	72			145	CUT	
1979	76				76	W/D	
1980	70	72	71	71	284	T29	2,600.00
1981	72	70	72	70	284	T22	3,840.00
1982	69	65	68	71	273	T7	12,900.00
1983	76	74			150	CUT	
1984	67	71	72	72	282	T25	3,816.66
1985	70	70	73	72	285	T25	3,900.00
1986	70	74	73	70	287	T36	2,826.00
						Total	**$73,840.63**

Cole, Bobby (72.37)

Year	1st	2nd	3rd	4th	Total	Finish	Money
1968	70	70	77	79	296	75	
1969	78	73			151	CUT	
1970	74	68	75	70	287	T59	$312.50
1972	75	72			147	CUT	
1973	70	68	65	73	276	T9	6,250.00
1974	73	71	72	70	286	T47	657.60
1975	71	69	76	74	290	T60	468.66
1977	70	66	77	74	287	T43	960.00
1978	74	72			146	CUT	
1980	76	70			146	CUT	
1982	75	73			148	CUT	
1987	73	72	70	75	290	T52	1,392.00
						Total	**$10,040.76**

Coles, Gavin (73.00)

Year	1st	2nd	3rd	4th	Total	Finish	Money
2003	72	73			145	CUT	
2005	72	73	70	78	293	T63	$12,190.00
						Total	**$12,190.00**

Collins, Bill (71.96)

Year	1st	2nd	3rd	4th	Total	Finish	Money
1968	72	72	66	70	280	T19	$3,250.00
1969	75	73			148	CUT	
1970	74	70	70	71	285	T48	414.29
1971	69	74	67	73	283	T22	2,041.00
1972	71	77			148	CUT	
1973	70	68	73	72	283	T39	1,025.00
1974	72	77			149	CUT	
1975	71	73	78	70	292	67	413.00
1976	76	71			147	CUT	
						Total	**$7,143.29**

Collins, Chad (71.75)

Year	1st	2nd	3rd	4th	Total	Finish	Money
2010	68	74	73	72	287	T64	$15,675.00
						Total	**$15,675.00**

Commans, Ron (77.25)

Year	1st	2nd	3rd	4th	Total	Finish	Money
1982	73	73			146	CUT	
1985	79	84			163	CUT	

Compton, Erik (70.25)

Year	1st	2nd	3rd	4th	Total	Finish	Money
2013	72	70	72	70	284	T43	$24,960.00
2014	68	69	70	71	278	T19	104,000.00
						Total	**$128,960.00**

Comstock, Byron (73.00)

Year	1st	2nd	3rd	4th	Total	Finish	Money
1968	74	72			146	CUT	
1973	73	73			146	CUT	

Conley, Tim (74.00)

Year	1st	2nd	3rd	4th	Total	Finish	Money
1998	73	73	76		222	79	$3,276.00
						Total	**$3,276.00**

Connelly, Jack (73.00)

Year	1st	2nd	3rd	4th	Total	Finish	Money
1972	72	74			146	CUT	

Conner, Frank (72.36)

Year	1st	2nd	3rd	4th	Total	Finish	Money
1975	75	71			146	CUT	
1977	72	72	72	75	291	T60	$562.50
1979	76	74			150	CUT	
1980	69	72	73	75	289	T60	860.00
1981	70	73	69	70	282	T12	8,100.00
1982	69	70	72	71	282	T47	995.20
1983	71	77			148	CUT	
1984	72	75			147	CUT	
1985	71	75			146	CUT	
1986	70	70	74	70	284	T18	7,302.86
1987	72	72	71	71	286	T35	2,832.86
1992	78	76			154	W/D	
						Total	**$20,653.42**

Coody, Charles (71.14)

Year	1st	2nd	3rd	4th	Total	Finish	Money
1967	71	69	73	66	279	T9	$6,500.00
1968	74	71			145	CUT	
1969	71	72	73	70	286	T39	1,087.50
1970	71	70	71	68	280	T17	3,125.00
1971	71	76			147	CUT	
1972	71	71	72	73	287	T44	705.00
1973	69	72	71	72	284	T44	775.00
1974	70	71	68	73	282	T26	1,701.44
1975	71	67	71	71	280	T14	4,125.00
1976	71	72	75	69	287	T69	152.50
1977	67	68	72	72	279	T8	7,530.00
1978	73	71			144	CUT	
1979	72	73	72	68	285	T23	3,371.43
1980	68	72	70	70	280	16	6,800.00
1981	71	71	70	73	285	T27	3,020.00
1982	67	71	71	68	277	T19	4,514.29
1983	76	73			149	CUT	
1984	71	69	72	74	286	T46	1,337.14
1985	79				79	W/D	
1986	76	68	73	71	288	T41	2,100.00
						Total	**$46,844.30**

Cook, Jeff (78.50)

Year	1st	2nd	3rd	4th	Total	Finish	Money
1993	80	77			157	CUT	

Cook, John (71.89)

Year	1st	2nd	3rd	4th	Total	Finish	Money
1980	71	71	74	71	287	T47	$1,027.43
1981	79	67	72	69	287	T33	2,260.00
1983	74	73	76	71	294	T74	859.50
1984	72	72	74	75	293	T65	1,040.00
1988	80	72			152	CUT	
1991	72	67	71	73	283	T31	5,671.43
1996	72	70	71	69	282	T11	25,440.00
1999	73	71	69	72	285	T41	9,250.00
2000	68	71	68	72	279	T5	101,700.00
2001	69	73	69	72	283	T32	19,810.00
2005	76	73			149	CUT	
2006	70	70	76	73	289	T53	13,248.00
						Total	**$180,306.36**

Coon, Ross (74.00)

Year	1st	2nd	3rd	4th	Total	Finish	Money
1967	73	75			148	CUT	

Cooper, Carl (76.33)

Year	1st	2nd	3rd	4th	Total	Finish	Money
1990	77	83			160	CUT	
1991	74	75			149	CUT	
1992	74	75			149	CUT	

Coston, Jeff (74.00)

Year	1st	2nd	3rd	4th	Total	Finish	Money
1985	77	73			150	CUT	
1988	76	70			146	CUT	
						Total	

Cotner, Kawika (77.00)

Year	1st	2nd	3rd	4th	Total	Finish	Money
1995	76	78			154	CUT	

Individual Player Records

Couch, Chris (72.36)

Year	1st	2nd	3rd	4th	Total	Finish	Money
1999	72	73	74	74	293	T76	$4,650.00
2006	74	73			147	CUT	
2010	67	72	72	68	279	T21	75,000.00
2011	77				77	W/D	
						Total	**$79,650.00**

Coughlan, Richie (73.57)

Year	1st	2nd	3rd	4th	Total	Finish	Money
1998	72				72	W/D	
2000	76	71			147	CUT	
2001	74	74			148	CUT	
2003	75	73			148	CUT	

Couples, Fred (71.01)

Year	1st	2nd	3rd	4th	Total	Finish	Money
1981	75	72			147	CUT	
1983	71	69	71	71	282	T8	$13,500.00
1984	67	69	73	68	277	T8	15,000.00
1985	72	72	82	74	300	T76	935.00
1987	70	69	73	67	279	T7	19,350.00
1988	70	71	71	74	286	T30	4,252.66
1989	66	72	70	71	279	T5	35,125.00
1990	69	78			147	CUT	
1991	70	65	72	72	279	T10	24,000.00
1992	71	67	72	69	279	T9	25,000.00
1993	72	69	72	73	286	T16	14,500.00
1994	70	69	70	73	282	T27	7,494.54
1999	69	69	72	70	280	T10	51,875.00
2000	69	71	75	68	283	T16	48,000.00
2001	72	68	70	73	283	T32	19,810.00
2002	68	72	70	73	283	T39	13,650.00
2003	69	68	69	71	277	T13	91,000.00
2004	67	65	74	68	274	T4	217,000.00
2005	73	74			147	CUT	
2006	73	69	73	83	298	83	10,005.00
2008	75	72			147	CUT	
2009	71	76	69	70	286	T41	27,750.00
						Total	**$638,247.20**

Courtney, Charles (71.71)

Year	1st	2nd	3rd	4th	Total	Finish	Money
1967	74	69	75	71	289	T59	
1968	76				76	W/D	
1969	72	75			147	CUT	
1970	73	69	71	73	286	T55	$312.50
1971	69	74	69	76	288	T54	333.34
1972	72	70	74	70	286	T38	1,083.34
1973	71	69	68	71	279	T19	2,515.63
1974	70	68	73	72	283	T35	1,206.17
1975	74				74	W/D	
						Total	**$5,450.98**

Cox, Kris (71.75)

Year	1st	2nd	3rd	4th	Total	Finish	Money
2004	67	71	68	74	280	T23	$46,725.00
2006	73	69	76	76	294	T70	11,270.00
						Total	**$57,995.00**

Cramer, Rick (72.50)

Year	1st	2nd	3rd	4th	Total	Finish	Money
1986	73	72	71	74	290	T56	$1,326.00
						Total	**$1,326.00**

Crampton, Bruce (70.08)

Year	1st	2nd	3rd	4th	Total	Finish	Money
1967	73	74			147	CUT	
1968	68	68	73	68	277	T8	$7,083.34
1969	68	73	68	71	280	7	8,000.00
1970	67	71	68	67	273	1	50,000.00
1971	66	72	73	70	281	T11	4,468.75
1972	70	73	72	69	284	T24	1,893.75
1973	67	69	70	72	278	T16	3,750.00
1974	68	68	72	68	276	T7	7,687.50
1975	71	72	73	67	283	T28	1,700.00
1976	70	71	72	71	284	T53	675.00
						Total	**$85,258.34**

Crane, Ben (71.52)

Year	1st	2nd	3rd	4th	Total	Finish	Money
2002	72	74			146	CUT	
2003	76	75			151	CUT	
2006	71	66	77	71	285	T29	$35,773.22
2008	72	75			147	CUT	
2009	74	73	69	70	286	T41	27,750.00
2010	67	70	73	67	277	T12	157,500.00
2011	72	67			139	CUT	
2012	72	72			144	CUT	
2013	67				67	W/D	
2014	72	74			146	CUT	
						Total	**$221,023.22**

Crawford, Dick (75.00)

Year	1st	2nd	3rd	4th	Total	Finish	Money
1970	73	77			150	CUT	

Crawford, Richard (71.19)

Year	1st	2nd	3rd	4th	Total	Finish	Money
1967	73	71	69	74	287	T41	$850.00
1968	71	70	68	73	282	T23	2,034.72
1969	72	72	71	68	283	T14	3,277.28
1971	72	71	75	74	292	T70	333.33
1972	76	71			147	CUT	
1973	68	69	72	73	282	T32	1,353.57
1974	72	69	71	68	280	T16	3,500.00
1975	69	67	74	73	283	T28	1,700.00
1976	72	70	68	69	279	T17	3,750.00
1977	76	72			148	CUT	
						Total	**$16,798.90**

Individual Player Records

Crenshaw, Ben (72.20)

Year	1st	2nd	3rd	4th	Total	Finish	Money
1974	75	68	77	73	293	T69	$254.00
1975	69	70	70	74	283	T28	1,700.00
1976	69	68	69	69	275	T2	23,200.00
1977	74	71	69	72	286	T35	1,385.62
1978	68	72	69	71	280	T16	3,900.00
1980	78	71			149	CUT	
1982	68	72	68	69	277	T19	4,514.29
1983	81	71			152	CUT	
1986	73	75			148	CUT	
1989	67	76	71	74	288	T41	3,600.00
1990	75	63	72	69	279	T14	16,500.00
1991	74	74			148	CUT	
1992	72	74			146	CUT	
1993	74	75			149	CUT	
1994	73	70	68	73	284	T44	3,628.00
1995	74	70	71	70	285	T26	9,240.00
1996	73	74			147	CUT	
1997	70	77			147	CUT	
1998	72	69	76		217	T63	3,780.00
1999	75	79			154	CUT	
2000	75	74			149	CUT	
2001	75	82			157	CUT	
						Total	**$71,701.91**

Cromwell, Richard (73.00)

Year	1st	2nd	3rd	4th	Total	Finish	Money
1988	72	74			146	CUT	

Cudd, Jay (73.17)

Year	1st	2nd	3rd	4th	Total	Finish	Money
1982	69	72	67	76	284	T64	$840.00
1984	75	80			155	CUT	
						Total	**$840.00**

Cunning, Michael (74.50)

Year	1st	2nd	3rd	4th	Total	Finish	Money
1992	75	74			149	CUT	

Cupit, Jacky (72.33)

Year	1st	2nd	3rd	4th	Total	Finish	Money
1968	74	63	72	78	287	T55	
1971	70	77			147	CUT	

Curl, Rod (72.00)

Year	1st	2nd	3rd	4th	Total	Finish	Money
1970	74	75			149	CUT	
1971	73	75			148	CUT	
1972	71	75			146	CUT	
1973	72	69	72	69	282	T32	$1,353.57
1975	74	72			146	CUT	
1976	73	74			147	CUT	
1977	68	67	74	70	279	T8	7,530.00
1978	71	70	67	71	279	T10	6,150.00
1979	76	74			150	CUT	
1980	73	71			144	CUT	
1981	75	70	74	73	292	T59	880.00
1982	72	74			146	CUT	
1983	75	66	75	71	287	T31	2,610.00
1986	73	71	71	70	285	T25	4,387.50
						Total	**$22,911.07**

Curry, Paul (73.50)

Year	1st	2nd	3rd	4th	Total	Finish	Money
2000	71	76			147	CUT	

Curtis, Ben (72.69)

Year	1st	2nd	3rd	4th	Total	Finish	Money
2003	70	72	74	73	289	T66	$10,300.00
2007	75	74			149	CUT	
2008	71	68	70	68	277	T4	289,333.33
2009	75	84			159	CUT	
2010	71	74			145	CUT	
2012	73	71			144	CUT	
						Total	**$299,633.33**

Cusick, Reggie (77.00)

Year	1st	2nd	3rd	4th	Total	Finish	Money
1985	77	77			154	CUT	

Daley, Jess (73.00)

Year	1st	2nd	3rd	4th	Total	Finish	Money
2002	74	72			146	CUT	

Daley, Joe (73.67)

Year	1st	2nd	3rd	4th	Total	Finish	Money
1996	73	70	76	74	293	T79	$2,172.00
1998	76	73			149	CUT	
						Total	**$2,172.00**

Dalpos, Rick (74.30)

Year	1st	2nd	3rd	4th	Total	Finish	Money
1986	78	73			151	CUT	
1987	74	70	71	70	285	T28	$3,904.29
1989	79	70			149	CUT	
1993	81	77			158	CUT	
						Total	**$3,904.29**

Daly, John (75.25)

Year	1st	2nd	3rd	4th	Total	Finish	Money
1991	72	73			145	CUT	
1993	74	82			156	CUT	

Damron, Robert (71.92)

Year	1st	2nd	3rd	4th	Total	Finish	Money
1997	71	66	68	69	274	T3	$87,000.00
1998	69	71	74		214	T41	6,480.00
1999	73	69	71	82	295	T80	4,450.00
2002	77				77	DQ	
2003	72	68	72	74	286	T54	11,450.00
2004	67	70	73	76	286	T60	11,287.50
2005	76	69	73	72	290	T51	13,531.67
2006	73	75			148	CUT	
						Total	**$134,199.17**

Davidson, Matt (79.50)

Year	1st	2nd	3rd	4th	Total	Finish	Money
2005	82	77			159	CUT	

Davis, Brian (71.21)

Year	1st	2nd	3rd	4th	Total	Finish	Money
2007	68	71	70	74	283	T54	$15,890.00
2008	69	74	70	70	283	T38	26,600.00
2009	73	78			151	CUT	
2010	72	70	75	69	286	T60	16,275.00
2011	69	66	64		199	T6	259,000.00
2012	72	76			148	CUT	
2013	73	70			143	CUT	
2014	73	66	77		216	T74	15,120.00
						Total	**$332,885.00**

Davis, Dave (79.00)

Year	1st	2nd	3rd	4th	Total	Finish	Money
1985	75	83			158	CUT	

Davis, Lee (74.50)

Year	1st	2nd	3rd	4th	Total	Finish	Money
1969	74	75			149	CUT	

Davison, Pete (73.67)

Year	1st	2nd	3rd	4th	Total	Finish	Money
1974	73				73	W/D	
1977	74	74			148	CUT	

Dawson, Marco (73.48)

Year	1st	2nd	3rd	4th	Total	Finish	Money
1991	68	78			146	CUT	
1992	74	76			150	CUT	
1993	71	74	73	76	294	T55	$2,260.00
1994	75	74			149	CUT	
1995	69	72	73	72	286	T29	7,465.72
1996	77				77	W/D	
2003	72	72			144	CUT	
2005	72	79			151	CUT	
2006	71	75			146	CUT	
						Total	**$9,725.72**

Day, Glen (71.44)

Year	1st	2nd	3rd	4th	Total	Finish	Money
1994	70	80			150	CUT	
1996	73	71	71	70	285	T24	$9,497.15
2003	69	75			144	CUT	
2004	71	70	73	69	283	T42	15,807.28
2008	70	71	70	70	281	T24	55,400.00
						Total	**$80,704.43**

Day, Jason (69.37)

Year	1st	2nd	3rd	4th	Total	Finish	Money
2008	74	68	66	74	282	T31	$39,700.00
2009	70	73	70	67	280	T12	157,500.00
2010	67	67	70	71	275	T5	263,437.50
2011	67	68	66		201	T13	145,600.00
2012	70	70	77	66	283	T24	56,700.00
2013	66	73	71	70	280	T25	58,500.00
2014	72	64	68	68	272	T2	597,333.33
						Total	**$1,318,770.83**

de Jonge, Brendon (70.80)

Year	1st	2nd	3rd	4th	Total	Finish	Money
2010	72	74			146	CUT	
2011	68	68	71		207	T58	$17,520.00
2012	74	71			145	CUT	
2013	67	69	72	71	279	T19	93,600.00
2014	66	72	72	75	285	T61	17,120.00
						Total	**$128,240.00**

De Vicenzo, Roberto (71.31)

Year	1st	2nd	3rd	4th	Total	Finish	Money
1967	69	67	68	70	274	3	$18,750.00
1968	71	70	69	75	285	T43	664.28
1969	73	70	71	68	282	T10	5,500.00
1970	73	72			145	CUT	
1979	79	76			155	CUT	
						Total	**$24,914.28**

DeForest, John (73.63)

Year	1st	2nd	3rd	4th	Total	Finish	Money
1983	75	75			150	CUT	
1985	68	70	75	80	293	T61	$1,080.00
1986	73	73			146	CUT	
						Total	**$1,080.00**

Degenhart, Larry (76.50)

Year	1st	2nd	3rd	4th	Total	Finish	Money
1979	79	74			153	CUT	

DeLaet, Graham (70.50)

Year	1st	2nd	3rd	4th	Total	Finish	Money
2010	74	74			148	CUT	
2012	75	67	72	65	279	T5	$281,000.00
2013	67	73	69	65	274	T2	528,000.00
2014	78	67			145	CUT	
						Total	**$809,000.00**

Delong, David (77.00)

Year	1st	2nd	3rd	4th	Total	Finish	Money
1993	77	77			154	CUT	

Delsing, Jay (73.00)

Year	1st	2nd	3rd	4th	Total	Finish	Money
1985	72	72	74	75	293	T61	$1,080.00
1986	72	76			148	CUT	
1987	71	72	72	70	285	T28	3,904.29
1988	77	80			157	CUT	
1990	69	75			144	CUT	
1991	71	69	74	72	286	T50	2,460.00
1992	71	75			146	CUT	
1993	70	74	76	77	297	T63	2,100.00
1994	74	68	70	72	284	T44	3,628.00
1995	79	72			151	CUT	
1996	71	74	71	72	288	T43	3,506.40
1997	71	74	74	73	292	T69	3,000.00
1998	73	75			148	CUT	
2000	79	72			151	CUT	
2004	72	72			144	CUT	
2006	70	74			144	CUT	
						Total	**$19,678.69**

Deming, Rolf (76.00)

Year	1st	2nd	3rd	4th	Total	Finish	Money
1971	73	79			152	CUT	
						Total	

Demsey, Todd (76.50)

Year	1st	2nd	3rd	4th	Total	Finish	Money
1997	80	73			153	CUT	
						Total	

Dennis, Clark (75.17)

Year	1st	2nd	3rd	4th	Total	Finish	Money
1990	73	76			149	CUT	
1991	73	78			151	CUT	
1999	75	76			151	CUT	
						Total	

Dent, Jim (72.10)

Year	1st	2nd	3rd	4th	Total	Finish	Money
1972	74	68	75	73	290	T57	$416.67
1974	77				77	W/D	
1975	75	69	71	68	283	T28	1,700.00
1976	73	69	74	67	283	T48	759.00
1978	73	67	72	74	286	T49	730.00
1979	72	74	74	71	291	T57	888.00
1981	71	74	70	75	290	T50	945.00
1983	72	71	73	78	294	T74	859.50
1984	71	69	66	75	281	T21	5,400.00
1985	73	80			153	CUT	
1986	73	72	70	69	284	T18	7,302.86
						Total	**$19,001.03**

DeRosa, Dave (75.00)

Year	1st	2nd	3rd	4th	Total	Finish	Money
1979	75	75			150	CUT	
						Total	

Deruntz, Robert (81.50)

Year	1st	2nd	3rd	4th	Total	Finish	Money
1999	78	85			163	CUT	
2004	81	82			163	CUT	
						Total	

Destefano, Tony (78.50)

Year	1st	2nd	3rd	4th	Total	Finish	Money
1995	82	75			157	CUT	
						Total	

Devlin, Bruce (71.23)

Year	1st	2nd	3rd	4th	Total	Finish	Money
1967	71	73	72	72	288	T47	$179.17
1968	72	74			146	CUT	
1969	67	72	76	70	285	T31	1,428.12
1971	70	74	74	67	285	T36	1,143.75
1972	67	68	75	70	280	T12	4,833.33
1973	68	72	70	70	280	T27	1,850.00
1974	72	70	68	75	285	T44	825.00
1975	69	75	70	70	284	T33	1,412.67
1976	72	73			145	CUT	
1979	74	68	75	73	290	T50	950.86
1980	69	73	75	72	289	T60	860.00
1982	72	69	66	70	277	T19	4,514.28
						Total	**$17,997.18**

Dibuono, Mike (81.00)

Year	1st	2nd	3rd	4th	Total	Finish	Money
1986	78	84			162	CUT	
						Total	

Dickerson, Bubba (76.00)

Year	1st	2nd	3rd	4th	Total	Finish	Money
2006	76				76	DQ	
						Total	

Dickinson, Gardner (72.81)

Year	1st	2nd	3rd	4th	Total	Finish	Money
1967	70	72			142	W/D	
1968	68	70	70	71	279	T14	$4,250.00
1969	79	72			151	CUT	
1970	75	70			145	CUT	
1971	76	74			150	CUT	
1973	70	73	74		217	W/D	
1974	75	75			150	CUT	
1975	69	75	79	72	295	T69	381.00
						Total	**$4,631.00**

Dickson, Bob (73.91)

Year	1st	2nd	3rd	4th	Total	Finish	Money
1969	73	74			147	CUT	
1974	77				77	W/D	
1975	69	75	75	74	293	68	$400.00
1976	74	75			149	CUT	
1978	70	77			147	CUT	
						Total	**$400.00**

Diehl, Terry (72.59)

Year	1st	2nd	3rd	4th	Total	Finish	Money
1975	71	67	71	71	280	T14	$4,125.00
1976	71	73			144	CUT	
1977	77	75			152	CUT	
1978	71	72	75	69	287	T55	645.00
1979	78	71			149	CUT	
1980	71	72	75	73	291	T69	800.00
1982	73	70			143	CUT	
1983	77	74			151	CUT	
						Total	**$5,570.00**

Dietrich, Scott (80.00)

Year	1st	2nd	3rd	4th	Total	Finish	Money
1991	79	81			160	CUT	
						Total	

Diffley, Mike (76.00)

Year	1st	2nd	3rd	4th	Total	Finish	Money
1990	78	68			146	CUT	
1992	80	78			158	CUT	
						Total	

Dill, Terry (71.00)

Year	1st	2nd	3rd	4th	Total	Finish	Money
1967	71	72	71	73	287	T41	$850.00
1968	70	68	74	72	284	T38	1,170.00
1969	68	72	73	70	283	T14	3,277.28
1970	71	70	70	73	284	T41	835.71
1971	69	75	66	71	281	T11	4,468.75
1974	74	69	75	74	292	T67	406.50
1975	71	67	74	70	282	T21	2,257.14
1976	71	71	70	67	279	T17	3,750.00
						Total	**$17,015.38**

Dillard, Andy (71.75)

Year	1st	2nd	3rd	4th	Total	Finish	Money
1986	72	72	71	73	288	T41	$2,100.00
1987	73	72	69	72	286	T35	2,832.86
						Total	**$4,932.86**

Dills, Joey (70.25)

Year	1st	2nd	3rd	4th	Total	Finish	Money
1976	70	73	67	71	281	T33	$1,551.43
						Total	**$1,551.43**

DiMarco, Chris (73.11)

Year	1st	2nd	3rd	4th	Total	Finish	Money
1994	71	76			147	CUT	
1995	77	80			157	CUT	
1998	74	78			152	CUT	
1999	74	75			149	CUT	
2004	69	69	69	70	277	T9	$131,250.00
2005	71	72	69	71	283	T12	112,700.00
2006	70	70	75	72	287	T42	20,125.00
2007	69	77			146	CUT	
2008	74	75			149	CUT	
2009	77	80			157	CUT	
2011	73	70			143	CUT	
						Total	**$264,075.00**

Dodd, John (79.50)

Year	1st	2nd	3rd	4th	Total	Finish	Money
1985	74	85			159	CUT	
						Total	

Dodds, Trevor (73.35)

Year	1st	2nd	3rd	4th	Total	Finish	Money
1986	81	66			147	CUT	
1987	80	72			152	CUT	
1989	72	73			145	CUT	
1991	73	70	75	69	287	T53	$2,315.00
1993	74	70	71	77	292	T44	2,890.00
1994	71	77			148	CUT	
1999	75	74			149	CUT	
2000	76	71			147	CUT	
						Total	**$5,205.00**

Dolan, Jay (73.33)

Year	1st	2nd	3rd	4th	Total	Finish	Money
1967	73	72	75		220	W/D	
						Total	

Donald, Luke (70.23)

Year	1st	2nd	3rd	4th	Total	Finish	Money
2002	73	68	70	75	286	T55	$7,910.00
2003	71	71	71	70	283	T36	22,535.71
2004	67	66	70	72	275	7	175,875.00
2006	72	65	71	70	278	T5	201,968.75
2007	68	75			143	CUT	
2009	73	69	73	70	285	T31	39,900.00
2010	70	72	68	68	278	T15	116,250.00
2011	70	66	66		202	T18	100,800.00
2012	68	74	69	70	281	T10	160,888.89
2013	67	72	72	72	283	T41	32,000.00
2014	71	74			145	CUT	
						Total	**$858,128.35**

Donald, Mike (72.33)

Year	1st	2nd	3rd	4th	Total	Finish	Money
1981	73	74			147	CUT	
1982	73	74			147	CUT	
1983	71	73	74	75	293	T68	$895.50
1984	69	71	71	70	281	T21	5,400.00
1985	70	67	72	78	287	T36	2,304.00
1986	70	72	72	71	285	T25	4,387.50
1987	69	70	72	67	278	T4	24,800.00
1988	78	74			152	CUT	
1989	75	72			147	CUT	
1990	70	68	74	73	285	T50	2,348.89
1991	78	71			149	CUT	
1992	71	74	73	73	291	T62	2,140.00
1993	75	69	71	77	292	T44	2,890.00
1994	76	71			147	CUT	
1995	73	73			146	CUT	
						Total	**$45,165.89**

Donald, Robert (75.50)

Year	1st	2nd	3rd	4th	Total	Finish	Money
1979	75	76			151	CUT	
						Total	

Doss, Jackie (75.00)

Year	1st	2nd	3rd	4th	Total	Finish	Money
1967	76	74			150	CUT	
						Total	

Dougherty, Ed (72.97)

Year	1st	2nd	3rd	4th	Total	Finish	Money
1975	70	70	72	69	281	T18	$3,250.00
1976	74	73			147	CUT	
1979	76	68	71	70	285	T23	3,371.43
1980	73	76			149	CUT	
1981	72	73	74	82	301	T71	788.00
1987	71	70	71	72	284	T21	5,802.86
1988	77	72			149	CUT	
1990	71	73			144	CUT	
1991	74	69	69	70	282	T23	8,225.00
1992	78	76			154	CUT	
1994	74	72			146	CUT	
1995	80	77			157	CUT	
1997	77	71			148	CUT	
						Total	**$21,437.29**

Douglass, Bruce (71.50)

Year	1st	2nd	3rd	4th	Total	Finish	Money
1981	68	71	72	73	284	T22	$3,840.00
1982	71	70	70	71	282	T47	995.20
1984	74	68	73	77	292	T63	1,065.00
						Total	**$5,900.20**

Douglass, Dale (72.00)

Year	1st	2nd	3rd	4th	Total	Finish	Money
1967	72	74			146	CUT	
1968	70	65	73	69	277	T8	$7,083.33
1969	78	74			152	CUT	
1970	69	74	75	70	288	T64	312.50
1971	72	70	73	71	286	T44	705.00
1972	70	74	76	77	297	72	416.66
1973	71	69	71	74	285	T49	615.00
1974	67	66	72	71	276	T7	7,687.50
1975	70	74	71	70	285	T36	1,076.33
1976	72	74			146	CUT	
1977	75	77			152	CUT	
1978	69	70	75	71	285	T44	930.00
1979	72	74	73	74	293	T64	824.00
						Total	**$19,650.32**

Dowdall, John (72.20)

Year	1st	2nd	3rd	4th	Total	Finish	Money
1990	68	74	68	71	281	T24	$7,566.66
1993	76	78			154	CUT	
1997	76	68	73	70	287	T43	4,567.50
						Total	**$12,134.16**

Downey, Mike (77.50)

Year	1st	2nd	3rd	4th	Total	Finish	Money
1994	84	75			159	CUT	
1999	71	80			151	CUT	

Doyle, Allen (71.75)

Year	1st	2nd	3rd	4th	Total	Finish	Money
1997	71	69	73	74	287	T43	$4,567.50
						Total	**$4,567.50**

Doyle, Clint

Year	1st	2nd	3rd	4th	Total	Finish	Money

Driscoll, James (73.56)

Year	1st	2nd	3rd	4th	Total	Finish	Money
2005	77	71			148	CUT	
2006	71	75			146	CUT	
2008	74	73			147	CUT	
2009	74	76			150	CUT	
2011	73	70			143	CUT	
2012	73	70	75	77	295	75	$15,200.00
2013	79	69			148	CUT	
						Total	**$15,200.00**

Dufner, Jason (71.44)

Year	1st	2nd	3rd	4th	Total	Finish	Money
2004	73	70			143	CUT	
2007	73	69	68	69	279	T25	$49,035.00
2009	73	77			150	CUT	
2010	74	75			149	CUT	
2011	71	69			140	CUT	
2013	71	70	71	70	282	T37	36,800.00
						Total	**$85,835.00**

Duke, Ken (71.50)

Year	1st	2nd	3rd	4th	Total	Finish	Money
2004	72	71			143	CUT	
2007	74	74			148	CUT	
2008	72	71	67	69	279	T12	$129,000.00
2012	72	72			144	CUT	
2013	72	72			144	CUT	
						Total	**$129,000.00**

Dunakey, Doug (72.88)

Year	1st	2nd	3rd	4th	Total	Finish	Money
1999	72	73	69	72	286	T46	$6,587.50
2000	76	71			147	CUT	
2001	78	72			150	CUT	
						Total	**$6,587.50**

Dunaway, Skip (76.00)

Year	1st	2nd	3rd	4th	Total	Finish	Money
1981	77	75			152	CUT	
1982	74	78			152	CUT	

Duncan, Ben

Year	1st	2nd	3rd	4th	Total	Finish	Money
						Total	

Dunlap, Scott (72.06)

Year	1st	2nd	3rd	4th	Total	Finish	Money
1996	70	76			146	CUT	
1997	69	73	74	70	286	T38	$6,450.00
1999	69	72	71	71	283	T28	16,267.86
2000	71	67	73	76	287	T33	14,866.66
2001	72	73			145	CUT	
2002	73	77			150	CUT	
						Total	**$37,584.52**

Dunn, Bill (72.50)

Year	1st	2nd	3rd	4th	Total	Finish	Money
1968	72	73			145	CUT	

Durant, Joe (73.14)

Year	1st	2nd	3rd	4th	Total	Finish	Money
1997	72	75			147	CUT	
1998	74	71	72		217	T63	$3,780.00
1999	74	72			146	CUT	
2000	72	72	72	72	288	T42	9,420.00
2001	76	74			150	CUT	
2003	74	67	76	75	292	T71	9,850.00
2005	78	73			151	CUT	
2006	73	70	77	74	294	T70	11,270.00
2007	71	69	72	72	284	T60	15,120.00
2008	75	77			152	CUT	
						Total	**$49,440.00**

Duval, David (71.26)

Year	1st	2nd	3rd	4th	Total	Finish	Money
1995	69	75	67	70	281	T8	$33,600.00
1996	75	73			148	CUT	
1997	75	68	69	72	284	T27	10,425.00
1999	70	75	68	67	280	T10	51,875.00
2000	70	67	70	69	276	2	324,000.00
2001	71	73	68	70	282	T26	25,375.00
2002	72	73			145	CUT	
2003	72	72			144	CUT	
2005	74	77			151	CUT	
2006	72	73			145	CUT	
2010	68	72	72	75	287	T64	15,675.00
						Total	**$460,950.00**

Dwyer, Jim

Year	1st	2nd	3rd	4th	Total	Finish	Money
						Total	

Dzierzanowski, Ray (80.00)

Year	1st	2nd	3rd	4th	Total	Finish	Money
1973	80	80			160	CUT	
						Total	

Eaks, R.W. (75.00)

Year	1st	2nd	3rd	4th	Total	Finish	Money
1981	77	74			151	CUT	
1998	74				74	W/D	
						Total	

Earle, Cliff (78.50)

Year	1st	2nd	3rd	4th	Total	Finish	Money
1993	75	82			157	CUT	

Eastep, Billy

Eastwood, Bob (71.77)

Year	1st	2nd	3rd	4th	Total	Finish	Money
1972	72	73	74	73	292	T63	$416.67
1973	71	68	75	73	287	T60	493.50
1976	73	68	73	74	288	T75	
1977	70	71	69	75	285	T30	1,863.00
1978	72	66	73	70	281	T23	2,480.00
1979	69	74	71	70	284	T17	5,413.33
1980	72	70	73	70	285	T34	2,064.00
1981	72	72	72	77	293	T62	860.00
1982	71	66	71	75	283	T57	880.00
1983	78	75			153	CUT	
1988	69	72	72	67	280	T6	22,662.50
1989	73	71			144	CUT	
1990	72	72			144	CUT	
1991	73	73			146	CUT	
						Total	**$37,133.00**

Edwards, Danny (72.63)

Year	1st	2nd	3rd	4th	Total	Finish	Money
1980	68	70	76	72	286	T39	$1,520.00
1983	74	68	70	74	286	T25	3,435.00
1985	73	68	70	75	286	T30	3,037.67
1997	80	75			155	CUT	
1998	77	72			149	CUT	
						Total	**$7,992.67**

Edwards, David (72.17)

Year	1st	2nd	3rd	4th	Total	Finish	Money
1980	67	74	75	76	292	72	$784.00
1987	74	68	68	72	282	T14	10,800.00
1988	72	72	70	71	285	T25	5,460.00
1989	71	74			145	CUT	
1990	77	74			151	CUT	
1991	71	71	70	70	282	T23	8,225.00
1992	71	73	70	71	285	T34	5,160.00
1994	78	68			146	CUT	
1996	74	73			147	CUT	
1997	78	72			150	CUT	
						Total	**$30,429.00**

Edwards, Joel (74.52)

Year	1st	2nd	3rd	4th	Total	Finish	Money
1989	70	68	78	81	297	T64	$2,100.00
1990	73	74			147	CUT	
1991	73	73			146	CUT	
1992	79	73			152	CUT	
1993	83				83	W/D	
1994	77	75			152	CUT	
1997	77	71			148	CUT	
2001	74	75			149	CUT	
2004	69	72	71	79	291	T76	9,712.50
						Total	**$11,812.50**

Eger, David

Egloff, Eric (75.50)

Year	1st	2nd	3rd	4th	Total	Finish	Money
2002	74	77			151	CUT	

Eichelberger, Dave (72.62)

Year	1st	2nd	3rd	4th	Total	Finish	Money
1967	72	73	69	74	288	T47	$179.16
1968	75	71			146	CUT	
1969	72	74			146	CUT	
1970	72	71	66	75	284	T41	835.71
1971	70	79			149	CUT	
1972	72	73	74	69	288	T49	460.01
1973	72	73			145	CUT	
1974	73	71	71	67	282	T26	1,701.45
1975	75	70			145	CUT	
1976	69	71	68	74	282	T40	1,080.00
1977	72	78			150	CUT	
1978	70	71	66	71	278	T5	9,930.00
1979	73	67	75	75	290	T50	950.85
1980	78	71			149	CUT	
1981	70	73	77	76	296	T66	824.00
1982	65	73	69	70	277	T19	4,514.29
1983	74	72	73	71	290	T50	1,077.00
1984	81	76			157	CUT	
1985	71	79			150	CUT	
1986	73	73			146	CUT	
1987	69	72	73	75	289	T48	1,548.00
1988	75	77			152	CUT	
1989	70	72	78	75	295	63	2,140.00
1990	71	73			144	CUT	
1992	79	77			156	CUT	
						Total	**$25,240.47**

Eissele, Bill

Elam, Johnny

Elder, Brad (72.40)

Year	1st	2nd	3rd	4th	Total	Finish	Money
2001	73	67	78	72	290	T65	$7,245.00
2002	68	74	71	73	286	T55	7,910.00
2003	76	72			148	CUT	
						Total	**$15,155.00**

Elder, Lee (71.15)

Year	1st	2nd	3rd	4th	Total	Finish	Money
1968	73	67	73	72	285	T43	$664.29
1969	74	72			146	CUT	
1970	72	71	72	70	285	T48	414.29
1971	73	72	72	72	289	T58	333.34
1972	71	70	77	70	288	T49	460.00
1973	70	69	73	66	278	T16	3,750.00
1974	71	72	73	71	287	T52	562.43
1975	74	79			153	CUT	
1976	74	69	70	69	282	T40	1,080.00
1977	69	70	71	71	281	T16	4,350.00
1978	71	68	68	67	274	1	60,000.00
1979	75	73			148	CUT	
1980	68	69	77	71	285	T34	2,064.00
1981	68	70	72	70	280	T6	12,520.00
1982	69	70	67	71	277	T19	4,514.28
1983	74	69	65	75	283	T10	9,975.00
1984	75	73			148	CUT	
						Total	**$100,687.63**

Elkington, Steve (71.05)

Year	1st	2nd	3rd	4th	Total	Finish	Money
1987	73	76			149	CUT	
1988	68	70	69	71	278	5	$28,000.00
1989	75	72			147	CUT	
1990	70	71	71	67	279	T14	16,500.00
1991	73	67	69	71	280	T14	18,000.00
1992	67	71	70	71	279	T9	25,000.00
1993	75	72	67	74	288	T26	7,400.00
1995	71	69	70	74	284	T18	14,100.00
1996	66	72	70	71	279	T2	79,200.00
1997	74	70	70	73	287	T43	4,567.50
1998	72	73	68		213	T32	9,340.00
1999	76	69	70	68	283	T28	16,267.86
2000	72	71			143	W/D	
2001	70	68	72	69	279	T13	67,666.67
2002	67	71	71	74	283	T39	13,650.00
2003	69	69	77	72	287	T58	11,050.00
2005	74	71	74	72	291	T57	12,822.50
2006	71	69	72	72	284	T25	45,856.25
2007	70	73			143	CUT	
2008	71	71	71	72	285	T55	15,680.00
2010	75	71			146	CUT	
						Total	**$385,100.78**

Elliott, John (73.83)

Year	1st	2nd	3rd	4th	Total	Finish	Money
1992	72	77			149	CUT	
1993	77	77			154	CUT	
1996	73	77			150	CUT	
1999	73	68	72	74	287	T54	$5,625.00
2005	74	72			146	CUT	

Ellis, Danny (72.07)

Year	1st	2nd	3rd	4th	Total	Finish	Money
2001	72	72	68	72	284	T37	$14,000.00
2002	73	69	77	77	296	83	6,090.00
2003	72	71			143	CUT	
2004	75	66	75	70	286	T60	11,287.50
						Total	**$31,377.50**

Ellis, Wes (73.00)

Year	1st	2nd	3rd	4th	Total	Finish	Money
1967	72	73	68	76	289	T59	
1968	72	72	72	73	289	63	
1969	76	72			148	CUT	
1970	70	75			145	CUT	
1971	70	75	75	74	294	T75	$333.00
1972	70	74	74	69	287	T44	705.00
1973	79	75			154	CUT	
						Total	**$1,038.00**

Ellsworth, Ken (74.00)

Year	1st	2nd	3rd	4th	Total	Finish	Money
1970	74	74			148	CUT	

Els, Ernie (69.54)

Year	1st	2nd	3rd	4th	Total	Finish	Money
1994	68	66	69	68	271	2	$129,600.00
1995	68	69	75	68	280	T4	47,250.00
1996	65	66	69	71	271	1	216,000.00
1997	64	68	67	69	268	1	270,000.00
1999	69	70	70	73	282	T22	23,208.33
2000	70	69	68	72	279	T5	101,700.00
2002	68	69	72	74	283	T39	13,650.00
2003	68	71	68	69	276	T11	120,000.00
2004	68	69	72	70	279	T16	73,650.00
2007	65	71	68	68	272	T4	289,333.33
2008	71	73			144	CUT	
2009	72	68	70	66	276	T2	495,000.00
2010	71	71	73	74	289	71	14,850.00
2011	68	69	67		204	T32	39,781.82
2012	68	72	72	75	287	T54	18,000.00
2013	73	74			147	CUT	
2014	68	68	71	66	273	T5	292,000.00
						Total	**$2,144,023.48**

Emmons, Billy (75.00)

Year	1st	2nd	3rd	4th	Total	Finish	Money
1971	75	75			150	CUT	

Engler, Jr., John (76.00)

Year	1st	2nd	3rd	4th	Total	Finish	Money
2006	77	75			152	CUT	

English, Harris (71.50)

Year	1st	2nd	3rd	4th	Total	Finish	Money
2012	70	69	71	73	283	T24	$56,700.00
2013	72	71			143	CUT	
2014	74	72			146	CUT	
						Total	**$56,700.00**

Erickson, Bob (73.17)

Year	1st	2nd	3rd	4th	Total	Finish	Money
1970	78	71			149	CUT	
1975	71	73	76	70	290	T60	$468.67
						Total	**$468.67**

Ernst, Derek (71.50)

Year	1st	2nd	3rd	4th	Total	Finish	Money
2013	73	70			143	CUT	

Erskine, Randy (74.00)

Year	1st	2nd	3rd	4th	Total	Finish	Money
1974	74	74			148	CUT	
1975	73	74			147	CUT	
1977	75	74			149	CUT	

Erwin, John (75.00)

Year	1st	2nd	3rd	4th	Total	Finish	Money
1974	79	71			150	CUT	

Esposito, Emil (74.00)

Year	1st	2nd	3rd	4th	Total	Finish	Money
1967	75	73			148	CUT	

Esposito, Frank (77.00)

Year	1st	2nd	3rd	4th	Total	Finish	Money
1989	73	77			150	CUT	
1992	83	75			158	CUT	

Estes, Bob (71.36)

Year	1st	2nd	3rd	4th	Total	Finish	Money
1989	72	68	68	80	288	T41	$3,600.00
1990	69	74	75	73	291	T82	1,740.00
1991	73	73			146	CUT	
1992	69	73	73	68	283	T26	7,550.00
1994	66	71	70	73	280	T16	17,400.00
1997	71	67	71	68	277	T6	50,250.00
1999	70	71	69	70	280	T10	51,875.00
2001	72	69	73	75	289	T63	7,455.00
2006	79	70			149	CUT	
2007	70	72	71	72	285	T65	14,490.00
2009	73	74	70	70	287	T46	20,400.00
2010	74	71			145	CUT	
2012	69	66	72	74	281	T10	160,888.89
2013	72	68	74	73	287	T58	17,680.00
						Total	**$353,328.89**

Estes, Jim (73.00)

Year	1st	2nd	3rd	4th	Total	Finish	Money
1998	69	75	75		219	T72	$3,474.00
						Total	**$3,474.00**

Eubank, Tom (72.00)

Year	1st	2nd	3rd	4th	Total	Finish	Money
1990	75	69			144	CUT	

Evans, Mike (74.50)

Year	1st	2nd	3rd	4th	Total	Finish	Money
1976	78	71			149	CUT	

Evans, Tom (76.00)

Year	1st	2nd	3rd	4th	Total	Finish	Money
1973	70	80			150	CUT	
1974	73	71	81	81	306	73	

Every, Matt (71.00)

Year	1st	2nd	3rd	4th	Total	Finish	Money
2012	75				75	W/D	
2013	67	72	69	68	276	T9	$208,000.00
2014	76	70			146	CUT	
						Total	**$208,000.00**

Ewing, Jack (74.75)

Year	1st	2nd	3rd	4th	Total	Finish	Money
1974	74	78			152	CUT	
1976	73	74			147	CUT	

Fabel, Brad (72.09)

Year	1st	2nd	3rd	4th	Total	Finish	Money
1985	79	74			153	CUT	
1986	71	75			146	CUT	
1988	74	70	74	71	289	T48	$1,806.00
1991	72	73			145	CUT	
1992	70	74	68	70	282	T22	10,000.00
1993	72	74	73	72	291	T38	4,200.00
1996	72	70	73	71	286	T31	6,520.00
1997	69	67	74	68	278	T9	42,000.00
1999	73	71	71	74	289	T66	5,100.00
2000	76	72			148	CUT	
						Total	**$69,626.00**

Fadel, Alan

Faldo, Nick (71.72)

Year	1st	2nd	3rd	4th	Total	Finish	Money
1984	74	76			150	CUT	
1988	74	71	75	71	291	T54	$1,589.00
1991	72	69	73	72	286	T50	2,460.00
1995	70	70	68	72	280	T4	47,250.00
1996	71	71	73	72	287	T40	4,920.00
1998	74	70	71		215	T47	4,623.43
2001	73	68	70	73	284	T37	14,000.00
						Total	**$74,842.43**

Fanning, Elwin (76.00)

Year	1st	2nd	3rd	4th	Total	Finish	Money
1973	78	74			152	CUT	

Farlow, Sam (77.00)

Year	1st	2nd	3rd	4th	Total	Finish	Money
1974	77				77	W/D	

Farrell, Billy (75.60)

Year	1st	2nd	3rd	4th	Total	Finish	Money
1967	73	73			146	CUT	
1968	73	76			149	CUT	
1969	77	79			156	CUT	
1970	79	75			154	CUT	
1971	75	76			151	CUT	

Fasth, Niclas (72.80)

Year	1st	2nd	3rd	4th	Total	Finish	Money
1998	77				77	W/D	
2004	69	71	75	72	287	T66	$10,815.00
						Total	$10,815.00

Fauchier, Ryan (77.50)

Year	1st	2nd	3rd	4th	Total	Finish	Money
2003	78	77			155	CUT	

Faxon, Brad (70.79)

Year	1st	2nd	3rd	4th	Total	Finish	Money
1984	74	74			148	CUT	
1985	78	73			151	CUT	
1986	71	70	71	70	282	T12	$12,150.00
1987	73	75			148	CUT	
1988	69	72	73	75	289	T48	1,806.00
1989	71	72	72	72	287	T36	4,710.00
1990	71	70	72	71	284	T43	3,120.00
1991	73	70	72	68	283	T31	5,671.43
1992	69	72	69	75	285	T34	5,160.00
1993	69	77	71	68	285	T13	19,333.34
1994	70	68	70	66	274	T3	69,600.00
1995	72	68	70	76	286	T29	7,465.71
1996	70	72	67	71	280	T6	40,200.00
1997	66	74	70	69	279	11	37,500.00
1998	72	69	69		210	T12	35,280.00
2000	71	73	77	72	293	T68	6,060.00
2001	69	72	66	67	274	T6	121,625.00
2002	69	71	70	69	279	T12	66,500.00
2003	69	67	74	65	275	T8	145,000.00
2004	68	73	67	72	280	T23	46,725.00
2005	72	68	66	73	279	T3	299,000.00
2006	70	72	73	68	283	T18	69,985.72
						Total	**$996,892.20**

Fdez-Castano, Gonzalo (69.25)

Year	1st	2nd	3rd	4th	Total	Finish	Money
2014	70	69	68	70	277	T15	$132,000.00
						Total	**$132,000.00**

Feather, Randy (76.50)

Year	1st	2nd	3rd	4th	Total	Finish	Money
1975	76	77			153	CUT	

Feherty, David (73.00)

Year	1st	2nd	3rd	4th	Total	Finish	Money
1994	74	70	75	76	295	70	$2,400.00
1995	74	71	70	74	289	T48	3,204.00
						Total	**$5,604.00**

Fehr, Rick (72.21)

Year	1st	2nd	3rd	4th	Total	Finish	Money
1985	73	69	71	71	284	T20	$5,620.00
1986	72	74			146	CUT	
1990	71	70	71	67	279	T14	16,500.00
1991	75	76			151	CUT	
1995	73	73			146	CUT	
1999	76	69	70	72	287	T54	5,625.00
2000	75	69	75	72	291	T57	6,600.00
2001	76	73			149	CUT	
						Total	**$34,345.00**

Felder, Joe (82.00)

Year	1st	2nd	3rd	4th	Total	Finish	Money
1995	81	83			164	CUT	

Fellner, Jim

Feminelli, Al (76.00)

Year	1st	2nd	3rd	4th	Total	Finish	Money
1968	78	74			152	CUT	

Fennell, Earl (79.00)

Year	1st	2nd	3rd	4th	Total	Finish	Money
1970	79				79	W/D	

Ferenz, Jack (74.13)

Year	1st	2nd	3rd	4th	Total	Finish	Money
1979	76	77			153	CUT	
1981	79	73			152	CUT	
1990	69	72	71	76	288	T73	$1,920.00
						Total	**$1,920.00**

Ferguson, Ben (72.50)

Year	1st	2nd	3rd	4th	Total	Finish	Money
2001	75	70			145	CUT	

Fergus, Keith (72.48)

Year	1st	2nd	3rd	4th	Total	Finish	Money
1978	77	70			147	CUT	
1980	70	69	75	76	290	T66	$824.00
1981	70	74	72	72	288	T36	1,925.00
1983	70	73	77	70	290	T50	1,077.00
1984	75	72			147	CUT	
1996	77	70			147	CUT	
1997	73	73			146	CUT	
1998	68	73	71		212	T24	13,927.50
						Total	**$17,753.50**

Ferranti, Phil (78.50)

Year	1st	2nd	3rd	4th	Total	Finish	Money
1977	81	76			157	CUT	

Ferree, Jim (74.50)

Year	1st	2nd	3rd	4th	Total	Finish	Money
1967	75	74			149	CUT	

Ferrell, Gene (72.25)

Year	1st	2nd	3rd	4th	Total	Finish	Money
1971	74	68	75	72	289	T58	$333.00
						Total	**$333.00**

Ferriell, James (76.00)

Year	1st	2nd	3rd	4th	Total	Finish	Money
1974	76	76			152	CUT	

Ferrier, Jim (74.36)

Year	1st	2nd	3rd	4th	Total	Finish	Money
1967	76				76	W/D	
1968	73	76			149	CUT	
1969	77	69			146	CUT	
1971	76	71			147	CUT	
1972	74	80			154	CUT	
1973	74	72			146	CUT	

Ferris, Dave

Fetchick, Mike (74.40)

Year	1st	2nd	3rd	4th	Total	Finish	Money
1968	72	72	75	75	294	74	
1969	72	73	79	77	301	71	$476.19
1971	71	78			149	CUT	
						Total	**$476.19**

Fezler, Forrest (72.29)

Year	1st	2nd	3rd	4th	Total	Finish	Money
1973	72	75			147	CUT	
1975	71	76			147	CUT	
1976	72	69	76		217	W/D	
1977	70	67			137	W/D	
1978	74	71			145	CUT	
1979	73	74			147	CUT	
1980	72	71	74	72	289	T60	$860.00
1981	76	70	71	72	289	T40	1,365.60
						Total	**$2,225.60**

Finsterwald, Dow (72.00)

Year	1st	2nd	3rd	4th	Total	Finish	Money
1969	72	72	73	71	288	T48	$520.48
						Total	**$520.48**

Fiori, Ed (73.04)

Year	1st	2nd	3rd	4th	Total	Finish	Money
1979	76	71			147	CUT	
1980	72	75			147	CUT	
1981	74	67	71	71	283	T16	$5,800.00
1982	76	74			150	CUT	
1983	72	69	74	75	290	T50	1,077.00
1984	65	73	72	73	283	T31	2,965.20
1985	74	69	75	76	294	T64	1,055.00
1986	68	71	72	77	288	T41	2,100.00
1989	74	71			145	CUT	
1990	73	72			145	CUT	
1991	71	73			144	CUT	
1992	72	72	75	74	293	69	2,020.00
1993	76	73			149	CUT	
1995	75	80			155	W/D	
1996	73	72	72	69	286	T31	6,520.00
1997	82	69			151	CUT	
2000	77	79			156	CUT	
						Total	**$21,537.20**

Fischer, Todd (72.33)

Year	1st	2nd	3rd	4th	Total	Finish	Money
2003	75	72			147	CUT	
2004	69	71	70	75	285	T55	$11,865.00
2005	74	70	68	78	290	T51	13,531.66
2006	72	74			146	CUT	
						Total	**$25,396.66**

Fitzhugh, Woody

Year	1st	2nd	3rd	4th	Total	Finish	Money

Fitzsimons, Pat (73.08)

Year	1st	2nd	3rd	4th	Total	Finish	Money
1975	67	70	66	73	276	5	$10,250.00
1976	77	67			144	CUT	
1978	76	77			153	CUT	
1980	74	71			145	CUT	
1990	76	83			159	W/D	
						Total	**$10,250.00**

Flannery, John (72.00)

Year	1st	2nd	3rd	4th	Total	Finish	Money
1993	73	72	77	72	294	T55	$2,260.00
1994	72	68	70	72	282	T27	7,494.54
						Total	**$9,754.54**

Fleck, Jack (73.50)

Year	1st	2nd	3rd	4th	Total	Finish	Money
1967	74	69	74	77	294	T70	

Fleckman, Marty (72.88)

Year	1st	2nd	3rd	4th	Total	Finish	Money
1968	74	70	80	68	292	T68	
1969	69	85			153	CUT	
1971	71	71	72	71	285	T36	$1,143.75
1972	78				78	W/D	
1974	70	73	70	71	284	T41	975.00
1976	71	76			147	CUT	
						Total	**$2,118.75**

Fleisher, Bruce (72.29)

Year	1st	2nd	3rd	4th	Total	Finish	Money
1973	75	72			147	CUT	
1974	74	69	74	71	288	T59	$493.75
1976	73	74			147	CUT	
1983	70	68	76	71	285	T21	4,860.00
1984	72	72	75	74	293	T65	1,040.00
1990	71	75			146	CUT	
1992	73	72	75	69	289	T58	2,220.00
1993	73	72	70	77	292	T44	2,890.00
1994	72	73			145	CUT	
1995	68	71	69	73	281	T8	33,600.00
1996	81	77			158	CUT	
1997	74	67	74	73	288	T51	3,610.00
1998	68	68	69		205	4	86,400.00
						Total	**$135,113.75**

Fleming, Barry (77.00)

Year	1st	2nd	3rd	4th	Total	Finish	Money
1979	76	78			154	CUT	

Flesch, Steve (71.34)

Year	1st	2nd	3rd	4th	Total	Finish	Money
1999	72	69	66	73	280	T10	$51,875.00
2000	70	71	73	74	288	T42	9,420.00
2001	71	73	70	74	288	T56	7,770.00
2002	73	70	71	72	286	T55	7,910.00
2003	69	68	71	74	282	T34	27,625.00
2006	72	68	79	78	297	T81	10,177.50
2007	65	72	67	71	275	T12	154,000.00
2008	72	72			144	CUT	
2009	72				72	DQ	
2011	71				71	W/D	
						Total	**$268,777.50**

Flores, Martin (72.11)

Year	1st	2nd	3rd	4th	Total	Finish	Money
2012	71	73			144	CUT	
2013	71	69	77	69	286	T54	$18,320.00
2014	73	70	76		219	79	14,560.00
						Total	**$32,880.00**

Floyd, Raymond (70.66)

Year	1st	2nd	3rd	4th	Total	Finish	Money
1967	73	68	67	72	280	T12	$4,937.50
1968	74	70	70	68	282	T23	2,034.72
1969	70	73	68	72	283	T14	3,277.27
1970	68	73	68	68	277	T4	11,000.00
1971	68	73	66	74	281	T11	4,468.75
1972	73	69	71	75	288	T49	460.00
1973	68	74	70	71	283	T39	1,025.00
1975	78	73			151	CUT	
1976	73	78			151	CUT	
1979	74	77			151	CUT	
1980	69	70	72	71	282	T20	4,035.00
1981	70	68	68	69	275	1	72,000.00
1982	69	71	66	69	275	T11	8,200.00
1983	73	69	75	67	284	T16	6,750.00
1984	72	75			147	CUT	
1985	69	72	69	65	275	T2	44,000.00
1986	68	67	70	77	282	T12	12,150.00
1988	76	72			148	CUT	
1990	70	73	65	68	276	T7	30,125.00
1991	69	68	69	72	278	T8	30,000.00
1992	72	69	69	70	280	T14	16,500.00
						Total	**$250,963.24**

Fly, Buzz

Ford, Doug (73.75)

Year	1st	2nd	3rd	4th	Total	Finish	Money
1967	69	71	75	73	288	T47	$179.17
1968	72	72	74	69	287	T55	
1969	77	75			152	CUT	
1970	69	76			145	CUT	
1971	74	75			149	CUT	
1972	73	72	76	73	294	T67	416.66
1973	70	75			145	CUT	
1974	70	73	70	74	287	T52	562.42
1975	74	75			149	CUT	
1976	76	73			149	CUT	
1977	82	81			163	CUT	
1978	75	72			147	CUT	
1979	78	73			151	CUT	
1980	73	76			149	CUT	
						Total	**$1,158.25**

Ford, Mike (75.00)

Year	1st	2nd	3rd	4th	Total	Finish	Money
1982	75	75			150	CUT	

Ford, Scott (73.50)

Year	1st	2nd	3rd	4th	Total	Finish	Money
1995	70	77			147	CUT	

Forsman, Dan (73.46)

Year	1st	2nd	3rd	4th	Total	Finish	Money
1983	75	77			152	CUT	
1984	75	71			146	CUT	
1985	71	70	74	76	291	T53	$1,157.50
1987	75	77			152	CUT	
1988	72	71	79	75	297	T73	1,351.00
1989	70	73	72	76	291	T54	2,290.00
1996	73	75			148	CUT	
1997	71	76			147	CUT	
2001	75	76			151	CUT	
2004	70	71	69	72	282	T32	26,670.00
						Total	**$31,468.50**

Fought, John (75.60)

Year	1st	2nd	3rd	4th	Total	Finish	Money
1979	73	77			150	CUT	
1980	71	73			144	CUT	
1983	74	74			148	CUT	
1985	73	81			154	CUT	
1987	82	78			160	CUT	

Fowler, Peter (74.50)

Year	1st	2nd	3rd	4th	Total	Finish	Money
1984	73	76			149	CUT	

Fowler, Rickie (69.58)

Year	1st	2nd	3rd	4th	Total	Finish	Money
2010	71	70	67	74	282	T36	$30,784.09
2011	71	67	68		206	T52	18,560.00
2012	67	70	75	71	283	T24	56,700.00
2013	71	64	71	70	276	T9	208,000.00
2014	68	73	67	67	275	T9	208,000.00
						Total	**$522,044.09**

Foxx, Jeff (73.88)

Year	1st	2nd	3rd	4th	Total	Finish	Money
1982	72	70			142	CUT	
1985	78	73			151	CUT	
1986	76	71			147	CUT	
1987	75	76			151	CUT	

Franco, Angel (75.50)

Year	1st	2nd	3rd	4th	Total	Finish	Money
1993	77	74			151	CUT	

Franco, Carlos (72.67)

Year	1st	2nd	3rd	4th	Total	Finish	Money
2002	71	74			145	CUT	
2003	74	71			145	CUT	
2004	68	69	74	75	286	T60	$11,287.50
2006	72	71	77	76	296	T77	10,522.50
						Total	**$21,810.00**

Frank, Gene (72.75)

Year	1st	2nd	3rd	4th	Total	Finish	Money
1976	75	68	75	73	291	80	

Frankel, Arnold (78.50)

Year	1st	2nd	3rd	4th	Total	Finish	Money
1973	81	76			157	CUT	

Fraser, Howell (73.50)

Year	1st	2nd	3rd	4th	Total	Finish	Money
1967	74	73			147	CUT	
1968	71	74			145	CUT	
1969	74	71	72	78	295	68	$476.19
1970	75	73			148	CUT	
						Total	**$476.19**

Frazar, Harrison (72.36)

Year	1st	2nd	3rd	4th	Total	Finish	Money
1998	75	75			150	CUT	
1999	73	70	68	75	286	T46	$6,587.50
2001	71	67	72	72	282	T26	25,375.00
2002	73	75			148	CUT	
2005	77	72			149	CUT	
2007	75	75			150	CUT	
2009	73	71	72	72	288	T52	17,400.00
2011	64	69	74		207	T58	17,520.00
2012	75	74			149	CUT	
						Total	**$66,882.50**

Freeman, Robin (73.04)

Year	1st	2nd	3rd	4th	Total	Finish	Money
1989	74	75			149	CUT	
1992	73	78			151	CUT	
1993	72	74	71	75	292	T44	$2,890.00
1994	69	69	69	70	277	T8	32,400.00
1995	76	75			151	CUT	
1996	73	75			148	CUT	
1997	70	67	74	73	284	T27	10,425.00
1999	78	72			150	CUT	
2000	68	70	78	73	289	T51	7,220.00
2001	78	76			154	CUT	
						Total	**$52,935.00**

Friebert, Steve (77.00)

Year	1st	2nd	3rd	4th	Total	Finish	Money
1972	76	78			154	CUT	

Friend, Bob (71.54)

Year	1st	2nd	3rd	4th	Total	Finish	Money
1992	72	73	70	70	285	T34	$5,160.00
1998	72	70	71		213	T32	9,340.00
1999	72	75			147	CUT	
2000	72	71	71	71	285	T24	24,900.00
						Total	**$39,400.00**

Frost, David (71.02)

Year	1st	2nd	3rd	4th	Total	Finish	Money
1985	71	71	75	70	287	T36	$2,304.00
1986	73	68	75	69	285	T25	4,387.50
1988	71	68	69	68	276	T2	52,266.67
1989	70	67	75	75	287	T36	4,710.00
1990	74	69	74	70	287	T68	2,000.00
1991	75	69			144	CUT	
1992	67	68	67	66	268	1	180,000.00
1993	70	72	73	66	281	T3	58,000.00
1994	67	77	71	67	282	T27	7,494.55
1995	71	73	75	71	290	T50	2,894.40
1996	67	69	74	70	280	T6	40,200.00
1997	78	67	66	70	281	T12	29,400.00
1999	74	73			147	CUT	
2000	76	71			147	CUT	
2001	70	71	72	70	283	T32	19,810.00
2002	69	72	71	76	288	T64	7,210.00
2003	71	76			147	CUT	
2004	66	72	70	77	285	T55	11,865.00
						Total	**$422,542.12**

Fryatt, Edward (71.70)

Year	1st	2nd	3rd	4th	Total	Finish	Money
2000	72	72	69	74	287	T33	$14,866.67
2001	70	71	74	70	285	T47	9,613.33
2002	71	74			145	CUT	
						Total	**$24,480.00**

Fulke, Pierre (74.50)

Year	1st	2nd	3rd	4th	Total	Finish	Money
2001	77	72			149	CUT	

Funk, Fred (70.90)

Year	1st	2nd	3rd	4th	Total	Finish	Money
1989	69	76			145	CUT	
1990	67	74	70	76	287	T68	$2,000.00
1992	69	67	71	70	277	T3	52,000.00
1993	69	75	71	69	284	T10	25,000.00
1994	69	70	69	74	282	T27	7,494.54
1995	71	68	71	70	280	T4	47,250.00
1996	72	70	67	71	280	T6	40,200.00
1997	69	70	75	75	289	T54	3,360.00
1998	74				74	W/D	
1999	72	67	70	72	281	T18	33,750.00
2000	73	70	73	75	291	T57	6,600.00
2001	70	75			145	CUT	
2002	69	73	71	68	281	T25	25,593.75
2003	71	70	64	69	274	T4	196,875.00
2004	70	72			142	CUT	
2005	69	73	74	71	287	T32	30,475.00
2006	72	67	71	76	286	T36	26,497.91
2007	71	69	73	69	282	T48	17,593.34
						Total	**$514,689.54**

Funseth, Rod (72.05)

Year	1st	2nd	3rd	4th	Total	Finish	Money
1967	76	73			149	CUT	
1968	71	71	77		219	W/D	
1969	74	71	74	68	287	T43	$765.00
1971	68	74	73	68	283	T22	2,041.67
1972	73	71	72	71	287	T44	705.00
1973	68	76			144	CUT	
1974	68	75	73	71	287	T52	562.43
1975	68	69	70	75	282	T21	2,257.14
1976	74	74			148	CUT	
1977	73	76			149	CUT	
1978	68	72	72	71	283	T35	1,511.25
1979	74	74			148	CUT	
						Total	**$7,842.49**

Furgol, Ed (76.15)

Year	1st	2nd	3rd	4th	Total	Finish	Money
1967	75	74			149	CUT	
1968	81	76			157	CUT	
1969	76	75			151	CUT	
1970	74	73			147	CUT	
1972	80				80	W/D	
1973	73	72			145	CUT	
1975	72	78			150	CUT	
1976	78	75			153	CUT	
1977	78	80			158	CUT	
1978	76	76			152	CUT	
1979	81				81	W/D	

Furyk, Jim (70.17)

Year	1st	2nd	3rd	4th	Total	Finish	Money
1991	71	78			149	CUT	
1994	70	77			147	CUT	
1995	69	72	73	74	288	T40	$4,320.00
1996	74	76			150	CUT	
1997	67	68	69	70	274	T3	87,000.00
1998	70	63	68		201	2	194,400.00
1999	70	74	70	68	282	T22	23,208.34
2000	70	70	76	73	289	T51	7,220.00
2001	71	72	67	71	281	T19	39,500.00
2002	68	69	74	67	278	T9	94,500.00
2003	66	73	71	69	279	T22	45,071.43
2005	65	69	70	71	275	2	621,000.00
2007	70	69	71	69	279	T25	49,035.00
2008	70	71	68	70	279	T12	129,000.00
2009	69	73	70	69	281	T15	120,000.00
2011	71	66	69		206	T52	18,560.00
2012	71	73			144	CUT	
2013	70	66	70	69	275	T6	268,000.00
2014	66	69	69	70	274	8	248,000.00
						Total	**$1,948,814.77**

Gage, Bobby (73.00)

Year	1st	2nd	3rd	4th	Total	Finish	Money
1998	73	73	73		219	T72	$3,474.00
						Total	**$3,474.00**

Gainey, Tommy (71.00)

Year	1st	2nd	3rd	4th	Total	Finish	Money
2011	69	72			141	CUT	
2012	70	70	73	72	285	T38	$32,000.00
						Total	**$32,000.00**

Gallagher, Jeff (73.33)

Year	1st	2nd	3rd	4th	Total	Finish	Money
1996	71	74	75	69	289	T53	$2,714.67
1998	73	73	73		219	T72	3,474.00
1999	79	73			152	CUT	
						Total	**$6,188.67**

Gallagher, Jr., Jim (72.08)

Year	1st	2nd	3rd	4th	Total	Finish	Money
1984	80	72			152	CUT	
1985	73	72	71	67	283	T12	$8,937.50
1986	70	73	73	69	285	T25	4,387.50
1987	74	70	73	75	292	T64	1,254.00
1989	71	77			148	CUT	
1990	69	68	70	67	274	T5	38,000.00
1991	69	71	74	71	285	T41	3,315.56
1993	78	81			159	CUT	
1995	72	69	72	75	288	T40	4,320.00
1998	71	72	70		213	T32	9,340.00
1999	75	69	72	72	288	T62	5,325.00
						Total	**$74,879.56**

Galletta, Mal (77.50)

Year	1st	2nd	3rd	4th	Total	Finish	Money
1977	81	74			155	CUT	

Galloway, Bill (77.00)

Year	1st	2nd	3rd	4th	Total	Finish	Money
1978	75	79			154	CUT	

Gamez, Robert (72.90)

Year	1st	2nd	3rd	4th	Total	Finish	Money
1991	70	73	68	71	282	T23	$8,225.00
1993	81	74			155	CUT	
2001	74	74			148	CUT	
2006	71	73			144	CUT	
						Total	**$8,225.00**

Gangluff, Stephen (74.00)

Year	1st	2nd	3rd	4th	Total	Finish	Money
2002	77	71			148	CUT	

Garcia, Ron

Year	1st	2nd	3rd	4th	Total	Finish	Money

Garcia, Sergio (69.56)

Year	1st	2nd	3rd	4th	Total	Finish	Money
2000	74	70	65	68	277	3	$204,000.00
2001	68	67	66	67	268	1	630,000.00
2002	68	70	70	71	279	T12	66,500.00
2003	70	69	66	69	274	T4	196,875.00
2004	70	67	68	67	272	1	945,000.00
2005	72	71	73	70	286	T22	48,012.50
2006	73				73	W/D	
2007	69	67	70	73	279	T25	49,035.00
2008	70	67	69	70	276	T2	616,000.00
2009	65	76	74	70	285	T31	39,900.00
2011	68	66	70		204	T32	39,781.81
2012	66	68	69	75	278	T3	464,000.00
2013	70	66	71	75	282	T37	36,800.00
2014	71	68	71	74	284	T57	17,840.00
						Total	**$3,353,744.31**

Gardner, Buddy (72.24)

Year	1st	2nd	3rd	4th	Total	Finish	Money
1980	70	71	71	70	282	T20	$4,035.00
1981	71	74	71	74	290	T50	945.00
1982	72	72			144	CUT	
1983	74	72	70	72	288	T37	2,070.00
1984	72	74			146	CUT	
1985	73	75			148	CUT	
1986	72	76			148	CUT	
1987	72	71	72	76	291	T58	1,314.00
1988	75	77			152	CUT	
1989	72	73			145	CUT	
1990	66	71	71	72	280	T20	11,650.00
1991	69	70	69	74	282	T23	8,225.00
1992	68	76	68	71	283	T26	7,550.00
1993	75	76			151	CUT	
1995	75	70	77	71	293	T65	2,460.00
						Total	**$38,249.00**

Garner, Tom (73.25)

Year	1st	2nd	3rd	4th	Total	Finish	Money
1987	71	76			147	CUT	
1994	71	75			146	CUT	

Garnett, Brice (75.00)

Year	1st	2nd	3rd	4th	Total	Finish	Money
2014	72	78			150	CUT	

Garrett, Bill (75.00)

Year	1st	2nd	3rd	4th	Total	Finish	Money
1971	71	79			150	CUT	

Garrigus, Robert (71.79)

Year	1st	2nd	3rd	4th	Total	Finish	Money
2006	74	68	77	74	293	T66	$11,787.50
2007	70	70	68	66	274	T9	189,000.00
2009	75	75			150	CUT	
2010	69	72	69	74	284	T52	17,587.50
2011	70	73			143	CUT	
2012	73	68	77	74	292	T71	15,760.00
2013	72	71			143	CUT	
2014	71	73			144	CUT	
						Total	**$234,135.00**

Gay, Brian (71.08)

Year	1st	2nd	3rd	4th	Total	Finish	Money
1999	74	73			147	CUT	
2000	75	73			148	CUT	
2001	71	71	71	71	284	T37	$14,000.00
2002	68	70	72	71	281	T25	25,593.75
2003	74	73			147	CUT	
2004	70	68	68	75	281	T28	36,487.50
2005	69	66	71	73	279	T3	299,000.00
2006	74	76			150	CUT	
2007	65	73	72	71	281	T41	24,500.00
2008	73	72			145	CUT	
2009	70	72	71	67	280	T12	157,500.00
2010	66	72	71	70	279	T21	75,000.00
2011	68	71			139	CUT	
2012	71	72	72	72	287	T54	18,000.00
2013	68	72	77	67	284	T43	24,960.00
						Total	**$675,041.25**

Geiberger, Al (71.60)

Year	1st	2nd	3rd	4th	Total	Finish	Money
1967	72	71	68	74	285	T30	$1,625.00
1968	76	70			146	CUT	
1969	70	74	70	74	288	T48	520.47
1970	72	71	69	73	285	T48	414.28
1971	71	75			146	CUT	
1972	76	70			146	CUT	
1973	69	72	74	71	286	T54	543.83
1974	71	71	71	69	282	T26	1,701.45
1975	72	74			146	CUT	
1976	69	71	67	71	278	T13	5,250.00
1978	70	70	69	71	280	T16	3,900.00
1979	74	76			150	CUT	
1985	72	74			146	CUT	
						Total	**$13,955.03**

Geiberger, Brent (71.39)

Year	1st	2nd	3rd	4th	Total	Finish	Money
1997	70	73	76	71	290	T63	$3,165.00
1999	70	72	67	73	282	T22	23,208.33
2001	70	69	73	72	284	T37	14,000.00
2002	68	75	69	68	280	T18	42,600.00
2006	78	71			149	CUT	
						Total	**$82,973.33**

Gentile, John (74.82)

Year	1st	2nd	3rd	4th	Total	Finish	Money
1976	70	74			144	CUT	
1978	72	73			145	CUT	
1979	79	72			151	CUT	
1982	78	75			153	CUT	
1984	73	72			145	CUT	
1985	85				85	W/D	

Ghezzi, Victor (74.67)

Year	1st	2nd	3rd	4th	Total	Finish	Money
1967	72				72	W/D	
1968	78	74			152	CUT	

Gibson, Charlie

Gibson, Kelly (74.28)

Year	1st	2nd	3rd	4th	Total	Finish	Money
1992	71	73	71	76	291	T62	$2,140.00
1993	73	78			151	CUT	
1994	68	77			145	CUT	
1995	72	76			148	CUT	
1996	69	73	78	72	292	T73	2,268.00
1998	71	79			150	CUT	
2000	77	83			160	CUT	
						Total	**$4,408.00**

Gilbert, Gibby (71.16)

Year	1st	2nd	3rd	4th	Total	Finish	Money
1969	74	72			146	CUT	
1970	70	73	71	70	284	T41	$835.72
1971	67	70	68	70	275	T2	23,125.00
1972	75				75	W/D	
1973	67	72	68	67	274	T5	9,083.34
1974	72	68	71	71	282	T26	1,701.44
1975	73	68	71	72	284	T33	1,412.67
1976	72	70	76	76	294	83	
1978	69	68	68	73	278	T5	9,930.00
1979	72	71	70	75	288	T41	1,440.00
1980	69	69	70	67	275	2	43,200.00
1981	68	68	71	70	277	T2	29,866.67
1982	72	70			142	CUT	
1983	70	73	76	70	289	T41	1,492.00
1984	71	73	68	73	285	T41	1,850.00
1985	73	76			149	CUT	
1986	72	71	76	67	286	T33	3,390.00
1987	78				78	W/D	
1989	72	79			151	CUT	
						Total	**$127,326.84**

Gilbert, Jim (75.50)

Year	1st	2nd	3rd	4th	Total	Finish	Money
1971	72	79			151	CUT	

Gilbert, Larry (73.00)

Year	1st	2nd	3rd	4th	Total	Finish	Money
1972	75	71			146	CUT	

Gilder, Bob (71.68)

Year	1st	2nd	3rd	4th	Total	Finish	Money
1976	74	66	74	72	286	T63	$517.50
1977	72	76			148	CUT	
1978	74	72			146	CUT	
1979	72	73	70	70	285	T23	3,371.43
1980	69	67	76	72	284	T29	2,600.00
1981	77	74			151	CUT	
1982	64	63	65	69	261	1	72,000.00
1983	69	74	72	72	287	T31	2,610.00
1984	74	77			151	CUT	
1985	75	73			148	CUT	
1986	75	71			146	CUT	
1989	72	76			148	CUT	
1990	70	69	72	72	283	T37	4,400.00
1991	73	74			147	CUT	
1992	71	70	69	76	286	T39	4,000.00
1993	72	72	69	70	283	T7	31,166.66
1994	73	72			145	CUT	
1995	73	70	68	70	281	T8	33,600.00
1996	74	70	75	72	291	T69	2,388.00
1997	69	74	72	69	284	T27	10,425.00
1998	71	75	72		218	T68	3,618.00
						Total	**$170,696.59**

Gillis, Tom (71.75)

Year	1st	2nd	3rd	4th	Total	Finish	Money
2003	71	65	70	72	278	T18	$67,500.00
2005	71	71	77	84	303	72	11,270.00
2010	71	72			143	CUT	
2011	69	74			143	CUT	
2012	69	72	68	72	281	T10	160,888.89
						Total	**$239,658.89**

Gilmore, Mike (76.00)

Year	1st	2nd	3rd	4th	Total	Finish	Money
1991	73	73			146	CUT	
1992	76	74			150	CUT	
1993	76	72			148	CUT	
1997	79	82			161	CUT	
2000	77	78			155	CUT	

Ginsberg, Roger (75.80)

Year	1st	2nd	3rd	4th	Total	Finish	Money
1972	72	72	75	80	299	74	$416.66
1979	80				80	W/D	
						Total	**$416.66**

Glasson, Bill (73.17)

Year	1st	2nd	3rd	4th	Total	Finish	Money
1992	77	73			150	CUT	
2005	70	71	78	70	289	T46	$15,939.00
						Total	**$15,939.00**

Gleeton, Tom (74.00)

Year	1st	2nd	3rd	4th	Total	Finish	Money
1986	77	71			148	CUT	

Glenz, David (72.10)

Year	1st	2nd	3rd	4th	Total	Finish	Money
1973	69	70	66	70	275	8	$7,375.00
1974	74	72			146	CUT	
1975	74	78			152	CUT	
1979	75	73			148	CUT	
						Total	**$7,375.00**

Glisson, Billy (70.75)

Year	1st	2nd	3rd	4th	Total	Finish	Money
1982	66	72	71	74	283	T57	$880.00
						Total	**$880.00**

Glover, Lucas (72.78)

Year	1st	2nd	3rd	4th	Total	Finish	Money
2004	73	75			148	CUT	
2005	70	73	72	71	286	T22	$48,012.50
2006	72	66	77	79	294	T70	11,270.00
2007	72	71			143	CUT	
2008	70	70	75	70	285	T55	15,680.00
2009	75	81			156	CUT	
2010	72	74			146	CUT	
2011	74	71			145	CUT	
2013	71				71	W/D	
						Total	**$74,962.50**

Glover, Randy (73.00)

Year	1st	2nd	3rd	4th	Total	Finish	Money
1967	71	75			146	CUT	
1968	72	71	76	73	292	T68	

Goalby, Bob (72.24)

Year	1st	2nd	3rd	4th	Total	Finish	Money
1967	73	70	72	76	291	T65	
1968	69	71	71	74	285	T43	$664.29
1969	71	69	71	71	282	T10	5,500.00
1970	70	73	71	73	287	T59	312.50
1971	75	75			150	CUT	
1972	78				78	W/D	
1973	72	72			144	CUT	
1974	73	72			145	CUT	
1976	79	71			150	CUT	
1977	71	72	72	68	283	T23	2,587.50
						Total	**$9,064.29**

Gogel, Matt (71.94)

Year	1st	2nd	3rd	4th	Total	Finish	Money
2000	75	74			149	CUT	
2001	70	71	71	72	284	T37	$14,000.00
2002	71	74			145	CUT	
2003	71	70	73	71	285	T49	12,340.00
2005	71	74	70	73	288	T40	21,850.00
						Total	**$48,190.00**

Goggin, Mathew (71.38)

Year	1st	2nd	3rd	4th	Total	Finish	Money
2000	70	73	72	72	287	T33	$14,866.67
2001	74	73			147	CUT	
2003	71	71	71	74	287	T58	11,050.00
2006	73	68	68	70	279	T9	155,250.00
2007	70	74			144	CUT	
2008	67	74	69	67	277	T4	289,333.34
2009	78				78	W/D	
						Total	**$470,500.01**

Goin, Ted

Year	1st	2nd	3rd	4th	Total	Finish	Money

Goldstrand, Joel (74.00)

Year	1st	2nd	3rd	4th	Total	Finish	Money
1968	74	73			147	CUT	
1970	74	70	77	72	293	80	$312.50
1971	76	76			152	CUT	
						Total	**$312.50**

Gomez, Jaime (76.50)

Year	1st	2nd	3rd	4th	Total	Finish	Money
1993	73	80			153	CUT	

Gonzalez, Ernie (74.25)

Year	1st	2nd	3rd	4th	Total	Finish	Money
1985	66	78	83	73	300	T76	$935.00
1986	76	71			147	CUT	
1988	75	72			147	CUT	
						Total	**$935.00**

Gonzalez, Jaime (73.50)

Year	1st	2nd	3rd	4th	Total	Finish	Money
1981	75	72			147	CUT	

Gooch, Lan (74.00)

Year	1st	2nd	3rd	4th	Total	Finish	Money
1998	74				74	W/D	

Goosen, Retief (71.00)

Year	1st	2nd	3rd	4th	Total	Finish	Money
2002	67	72	70	72	281	T25	$25,593.75
2003	67	66	73	72	278	T18	67,500.00
2006	71	72	69	73	285	T29	35,773.21
2007	68	68	74	74	284	T60	15,120.00
2008	73	73			146	CUT	
2009	70	74	74	74	292	T70	14,850.00
2010	70	70	69	70	279	T21	75,000.00
2011	68	68	76		212	72	15,680.00
2014	69	69	74	74	286	T66	16,560.00
						Total	**$266,076.96**

Goosie, J.C. (71.25)

Year	1st	2nd	3rd	4th	Total	Finish	Money
1970	73	68	69	70	280	T17	$3,125.00
1971	68	76	71	75	290	T62	333.33
						Total	**$3,458.33**

Gore, Jason (72.14)

Year	1st	2nd	3rd	4th	Total	Finish	Money
2001	73	69	68	78	288	T56	$7,770.00
2003	73	71			144	CUT	
2006	78	69			147	CUT	
2007	72	67	75	73	287	71	13,860.00
2008	74	70			144	CUT	
						Total	**$21,630.00**

Gorman, Bryan (74.00)

Year	1st	2nd	3rd	4th	Total	Finish	Money
1996	74	74			148	CUT	

Gossett, David (72.13)

Year	1st	2nd	3rd	4th	Total	Finish	Money
2002	66	67	70	71	274	T2	$261,333.34
2003	71	75			146	CUT	
2004	81	76			157	CUT	
						Total	**$261,333.34**

Gotsche, Steve (73.17)

Year	1st	2nd	3rd	4th	Total	Finish	Money
1994	75	72			147	CUT	
1995	74	73			147	CUT	
2000	72	73			145	CUT	

Gove, Jeff (73.20)

Year	1st	2nd	3rd	4th	Total	Finish	Money
2000	77	76			153	CUT	
2002	71	72	71	73	287	T60	$7,595.00
2006	70	75			145	CUT	
2007	75	72			147	CUT	
						Total	**$7,595.00**

Gove, Mike (73.50)

Year	1st	2nd	3rd	4th	Total	Finish	Money
1980	74	76			150	CUT	
1981	77	74			151	CUT	
1982	76	74			150	CUT	
1984	71	70	78	75	294	T68	$1,010.00
1986	73	72	70	69	284	T18	7,302.86
						Total	$8,312.86

Gow, Paul (70.81)

Year	1st	2nd	3rd	4th	Total	Finish	Money
2001	71	68	72	71	282	T26	$25,375.00
2002	68	73	68	72	281	T25	25,593.75
2003	73	69	72	70	284	T43	16,033.33
2005	70	74	70	72	286	T22	48,012.50
						Total	**$115,014.58**

Goydos, Paul (71.71)

Year	1st	2nd	3rd	4th	Total	Finish	Money
1993	73	73	68	71	285	T13	$19,333.33
1994	72	73			145	CUT	
1995	72	74			146	CUT	
1996	70	75	69	68	282	T11	25,440.00
1998	66	74	75		215	T47	4,623.43
1999	77	73			150	CUT	
2000	71	68	72	72	283	T16	48,000.00
2003	72	72			144	CUT	
2005	76	70			146	CUT	
2006	71	73			144	CUT	
2007	71	69	66	76	282	T48	17,593.33
2008	70	72	77	76	295	72	13,720.00
2009	65	71	68	75	279	T9	202,500.00
2011	72	72			144	CUT	
						Total	**$331,210.09**

Grady, Wayne (72.33)

Year	1st	2nd	3rd	4th	Total	Finish	Money
1984	72	74			146	CUT	
1985	68	70	73	74	285	T25	$3,900.00
1987	73	70	73	75	291	T58	1,314.00
1988	75	69	71	70	285	T25	5,460.00
1989	69	65	71	72	277	1	180,000.00
1990	73	70	75	74	292	85	1,700.00
1991	67	71	72	71	281	T17	13,533.33
1992	79	71			150	CUT	
1993	76	74			150	CUT	
1994	73	74			147	CUT	
1996	70	74	72	72	288	T43	3,506.40
1998	71	72	73		216	T54	4,032.00
1999	71	80			151	CUT	
2000	72	79			151	CUT	
						Total	**$213,445.73**

Graham, David (71.23)

Year	1st	2nd	3rd	4th	Total	Finish	Money
1971	72	75			147	CUT	
1972	69	74	71	71	285	T32	$1,425.00
1973	68	70	77	69	284	T44	775.00
1974	70	69	68	70	277	T9	5,750.00
1975	71	72	69	75	287	T49	615.00
1976	63	68	70	71	272	1	60,000.00
1977	72	73	72	74	291	T60	562.50
1978	69	68	76	66	279	T10	6,150.00
1979	65	73	69	71	278	T2	35,200.00
1980	65	67	77	69	278	T7	11,640.00
1982	69	74			143	CUT	
1983	74	74			148	CUT	
1984	68	71	69	66	274	T2	37,333.34
1985	73	68	72	70	283	T12	8,937.50
1986	75	70	76	73	294	T71	1,182.00
1987	76	75			151	CUT	
1988	75	71			146	CUT	
1989	77	73			150	CUT	
1995	74	75			149	CUT	
						Total	**$169,570.34**

Graham, Lou (72.08)

Year	1st	2nd	3rd	4th	Total	Finish	Money
1967	73	75			148	CUT	
1968	72	78			150	CUT	
1970	70	73	70	69	282	T28	$1,635.71
1971	70	73	73	65	281	T11	4,468.75
1972	74	76			150	CUT	
1973	74	73			147	CUT	
1974	71	72	69	72	284	T41	975.00
1975	72	74			146	CUT	
1976	75	66	69	73	283	T48	759.00
1980	74	70			144	CUT	
1981	71	73	69	70	283	T16	5,800.00
1982	71	72			143	CUT	
1983	74	71	74	73	292	T65	936.00
1984	70	76			146	CUT	
1986	73	72	72	72	289	T48	1,477.50
1987	75	71	72	74	292	T64	1,254.00
						Total	**$17,305.96**

Graham, Tim

Grant, Jim (72.10)

Year	1st	2nd	3rd	4th	Total	Finish	Money
1968	73	70	75	74	292	T68	
1970	69	71	72	69	281	T23	$2,110.00
1971	72	76			148	CUT	
						Total	**$2,110.00**

Gravley, Mike (73.50)

Year	1st	2nd	3rd	4th	Total	Finish	Money
1982	69	78			147	CUT	

Gray, Thomas (72.88)

Year	1st	2nd	3rd	4th	Total	Finish	Money
1981	77	71			148	CUT	
1983	71	69	73	72	285	T21	$4,860.00
1984	71	79			150	CUT	
						Total	**$4,860.00**

Green, Hubert (71.52)

Year	1st	2nd	3rd	4th	Total	Finish	Money
1972	71	71	70	72	284	T24	$1,893.75
1973	68	69	71	72	280	T27	1,850.00
1974	72	73			145	CUT	
1975	76	78			154	CUT	
1976	67	71	70	73	281	T33	1,551.42
1978	70	68	68	70	276	3	21,300.00
1979	73	69	70	71	283	T13	7,500.00
1981	71	71	69	78	289	T40	1,365.60
1982	68	68	72	74	282	T47	995.20
1983	77	72			149	CUT	
1984	70	76			146	CUT	
1985	75	76			151	CUT	
1986	72	65	74	73	284	T18	7,302.85
						Total	**$43,758.82**

Green, Jimmy (72.92)

Year	1st	2nd	3rd	4th	Total	Finish	Money
1997	73	76			149	CUT	
1999	71	73	72	79	295	T80	$4,450.00
2000	68	73	73	68	282	T13	58,000.00
2001	74	75			149	CUT	
						Total	**$62,450.00**

Green, Ken (72.82)

Year	1st	2nd	3rd	4th	Total	Finish	Money
1983	77	79			156	CUT	
1984	76	72			148	CUT	
1985	72	77			149	CUT	
1986	81				81	W/D	
1987	75	70	65	71	281	T11	$13,800.00
1988	71	68	67	70	276	T2	52,266.66
1989	72	73			145	CUT	
1990	70	67	69	67	273	4	48,000.00
1991	68	70	74	72	284	T38	4,500.00
1992	73	76			149	CUT	
1993	70	79			149	CUT	
1994	79				79	W/D	
1995	75	72			147	CUT	
1996	72	72	73	74	291	T69	2,388.00
1997	74	71	70	78	293	T72	2,895.00
1998	84				84	DQ	
2001	73	72			145	CUT	
2005	74				74	W/D	
						Total	**$123,849.66**

Green, Nathan (72.50)

Year	1st	2nd	3rd	4th	Total	Finish	Money
2006	69	73	71	75	288	T47	$14,969.17
2007	72	70	74	70	286	T69	14,070.00
2008	77	67			144	CUT	
2009	71	77			148	CUT	
2010	72	77			149	CUT	
						Total	**$29,039.17**

Greene, Bert (71.46)

Year	1st	2nd	3rd	4th	Total	Finish	Money
1967	77	70			147	CUT	
1968	73	70	73	70	286	T50	$100.00
1969	67	69	68	72	276	2	28,500.00
1970	71	75			146	CUT	
1971	68	75	68	72	283	T22	2,041.66
1972	74	73			147	CUT	
1974	74	71			145	CUT	
1975	69	68	72	76	285	T36	1,076.33
						Total	**$31,717.99**

Greenwood, Bobby (73.43)

Year	1st	2nd	3rd	4th	Total	Finish	Money
1970	70	76			146	CUT	
1971	69	73	74	75	291	T66	$333.00
1972	73	72	77	72	294	T67	416.66
1974	75	76			151	CUT	
1975	78	68			146	CUT	
						Total	**$749.66**

Greer, Brad (75.25)

Year	1st	2nd	3rd	4th	Total	Finish	Money
1986	76	78			154	CUT	
1987	76	71			147	CUT	

Greiner, Otto (74.00)

Year	1st	2nd	3rd	4th	Total	Finish	Money
1967	75	73			148	CUT	

Grimes, Tony (74.50)

Year	1st	2nd	3rd	4th	Total	Finish	Money
1987	75	72			147	CUT	
1989	72	79			151	CUT	

Grob, Mike (72.25)

Year	1st	2nd	3rd	4th	Total	Finish	Money
2003	73	67	74	75	289	T66	$10,300.00
						Total	**$10,300.00**

Groh, Gary (73.29)

Year	1st	2nd	3rd	4th	Total	Finish	Money
1969	78	73			151	CUT	
1974	72	74			146	CUT	
1975	71	72	77	75	295	T69	$381.00
1976	70	74			144	CUT	
1978	71	70	77	72	290	T65	510.00
						Total	**$891.00**

Gronberg, Mathias (72.13)

Year	1st	2nd	3rd	4th	Total	Finish	Money
2004	73	72			145	CUT	
2005	70	70	71	77	288	T40	$21,850.00
2006	73	71			144	CUT	
						Total	**$21,850.00**

Grunewald, Kelly (75.50)

Year	1st	2nd	3rd	4th	Total	Finish	Money
2001	77	74			151	CUT	

Grygiel, Jeff (73.63)

Year	1st	2nd	3rd	4th	Total	Finish	Money
1985	73	74			147	CUT	
1986	69	73	73	74	289	T48	$1,477.50
1993	76	77			153	CUT	
						Total	**$1,477.50**

Guernsey, Keith (74.00)

Year	1st	2nd	3rd	4th	Total	Finish	Money
1977	76	72			148	CUT	

Guerra, Jim (79.50)

Year	1st	2nd	3rd	4th	Total	Finish	Money
1988	78	81			159	CUT	

Gullion, Joey (71.50)

Year	1st	2nd	3rd	4th	Total	Finish	Money
1996	71	74	70	71	286	T31	$6,520.00
						Total	**$6,520.00**

Gumlia, Dave (73.50)

Year	1st	2nd	3rd	4th	Total	Finish	Money
1967	71	70	72	75	288	T47	$179.16
1968	78	75			153	CUT	
						Total	**$179.16**

Gump, Scott (72.74)

Year	1st	2nd	3rd	4th	Total	Finish	Money
1991	72	70	75	74	291	65	$2,100.00
1992	75	76			151	CUT	
1993	78	76			154	CUT	
1995	72	77			149	CUT	
1996	70	72	77	69	288	T43	3,506.40
1997	72	74			146	CUT	
1998	73	71	70		214	T41	6,480.00
1999	72	73	68	70	283	T28	16,267.86
2000	75	64	75	74	288	T42	9,420.00
						Total	**$37,774.26**

Gunas, David (81.00)

Year	1st	2nd	3rd	4th	Total	Finish	Money
1996	81	81			162	CUT	

Guss, Skip (81.00)

Year	1st	2nd	3rd	4th	Total	Finish	Money
1978	86	76			162	CUT	

Guthrie, Luke (71.60)

Year	1st	2nd	3rd	4th	Total	Finish	Money
2013	70	73			143	CUT	
2014	71	72	72		215	T71	$15,680.00
						Total	**$15,680.00**

Gutschewski, Scott (73.50)

Year	1st	2nd	3rd	4th	Total	Finish	Money
2005	76	71			147	CUT	

Guttenberg, Mark

Haas, Bill (70.31)

Year	1st	2nd	3rd	4th	Total	Finish	Money
2007	68	68	72	74	282	T48	$17,593.33
2008	71	68	71	75	285	T55	15,680.00
2009	72	70	69	72	283	T24	63,937.50
2010	69	73	67	74	283	T47	19,830.00
2011	67	68	68		203	T24	61,900.00
2012	71	75			146	CUT	
2013	73	66	71	70	280	T25	58,500.00
2014	70	70	70	67	277	T15	132,000.00
						Total	**$369,440.83**

Haas, Fred (74.50)

Year	1st	2nd	3rd	4th	Total	Finish	Money
1972	74	75			149	CUT	

Haas, Hunter (74.67)

Year	1st	2nd	3rd	4th	Total	Finish	Money
2001	75	83			158	CUT	
2005	71	75			146	CUT	
2011	70	74			144	CUT	

Haas, Jay (71.24)

Year	1st	2nd	3rd	4th	Total	Finish	Money
1977	71	72	70	74	287	T43	$960.00
1978	67	72	72	69	280	T16	3,900.00
1979	70	78			148	CUT	
1980	71	71	69	71	282	T20	4,035.00
1981	70	72	69	71	282	T12	8,100.00
1982	69	70	72	68	279	T31	2,425.00
1983	70	69	73	74	286	T25	3,435.00
1984	67	68	68	71	274	T2	37,333.33
1985	71	73	72	74	290	T49	1,247.50
1986	65	73	73	70	281	T8	16,800.00
1987	68	69	75	73	285	T28	3,904.29
1988	70	70	72	72	284	T23	7,000.00
1989	70	72	75	72	289	T47	2,568.57
1990	67	67	72	71	277	T11	24,000.00
1991	74	73			147	CUT	
1992	72	75			147	CUT	
1993	70	75	70	82	297	T63	2,100.00
1994	68	70	69	67	274	T3	69,600.00
1995	77	70			147	CUT	
1996	71	75			146	CUT	
1999	68	73	73	70	284	T35	12,062.50
2000	73	77			150	CUT	
2001	68	73	72	69	282	T26	25,375.00
2002	70	73	78	71	292	T79	6,265.00
2003	74	68	67	65	274	T4	196,875.00
2004	73	70			143	CUT	
2005	72	75			147	CUT	
						Total	**$427,986.19**

Haas, Jerry (72.29)

Year	1st	2nd	3rd	4th	Total	Finish	Money
1990	74	81			155	CUT	
1991	71	71	69	74	285	T41	$3,315.55
1992	70	73	70	75	288	T50	2,362.50
1995	70	72	70	72	284	T18	14,100.00
						Total	**$19,778.05**

Hadley, Chesson (72.75)

Year	1st	2nd	3rd	4th	Total	Finish	Money
2014	74	69	70	78	291	70	$16,000.00
						Total	**$16,000.00**

Hadley, Jeff (81.50)

Year	1st	2nd	3rd	4th	Total	Finish	Money
1983	81	82			163	CUT	

Hager, Joe (73.00)

Year	1st	2nd	3rd	4th	Total	Finish	Money
1979	75	74			149	CUT	
1982	70	73			143	CUT	

Hahn, James (72.50)

Year	1st	2nd	3rd	4th	Total	Finish	Money
2013	68	76			144	CUT	
2014	76	70			146	CUT	

Hallberg, Gary (72.15)

Year	1st	2nd	3rd	4th	Total	Finish	Money
1980	71	72	75	77	295	T75	$756.00
1983	67	74	76	72	289	T41	1,492.00
1985	75	72			147	CUT	
1986	74	74			148	CUT	
1989	72	71	67	72	282	T15	17,000.00
1990	70	75			145	CUT	
1991	73	71			144	CUT	
1994	71	67	72	71	281	T22	11,520.00
1998	75	69	73		217	T63	3,780.00
						Total	**$34,548.00**

Halldorson, Dan (71.97)

Year	1st	2nd	3rd	4th	Total	Finish	Money
1983	72	72	68	71	283	T10	$9,975.00
1984	72				72	W/D	
1987	71	74	71	73	289	T48	1,548.00
1988	70	75	68	74	287	T36	3,084.25
1989	71	72	74	72	289	T47	2,568.57
1990	70	71	73	76	290	T80	1,790.00
1991	73	70	70	72	285	T41	3,315.56
1992	71	69	73	74	287	T45	2,928.00
1993	74	75			149	CUT	
						Total	**$25,209.38**

Hallet, Jim (72.04)

Year	1st	2nd	3rd	4th	Total	Finish	Money
1985	75	70	76	71	292	T57	$1,115.00
1988	70	71	69	72	282	T12	13,300.00
1989	71	70	69	78	288	T41	3,600.00
1990	71	71	74	71	287	T68	2,000.00
1991	72	69	73	69	283	T31	5,671.43
1992	73	73			146	CUT	
1993	75	76			151	CUT	
						Total	**$25,686.43**

Hamarik, John (73.00)

Year	1st	2nd	3rd	4th	Total	Finish	Money
1984	71	75			146	CUT	

Hamilton, Gar (72.00)

Year	1st	2nd	3rd	4th	Total	Finish	Money
1980	74	70			144	CUT	

Hamilton, Todd (73.20)

Year	1st	2nd	3rd	4th	Total	Finish	Money
2004	72	71			143	CUT	
2006	71	71	75	72	289	T53	$13,248.00
2009	71	74	79	76	300	77	13,950.00
						Total	**$27,198.00**

Hammer, Laurie (74.00)

Year	1st	2nd	3rd	4th	Total	Finish	Money
1967	76	69	75	76	296	T74	

Hammond, Donnie (72.39)

Year	1st	2nd	3rd	4th	Total	Finish	Money
1983	71	76	73	71	291	T56	$990.00
1984	76				76	W/D	
1985	75	69	68	71	283	T12	8,937.50
1986	74	72			146	CUT	
1989	71	69	72	73	285	T30	6,650.00
1992	74	71	72	78	295	T70	1,990.00
1996	71	78			149	CUT	
1998	72	73	73		218	T68	3,618.00
2003	70	72	73	69	284	T43	16,033.33
						Total	**$38,218.83**

Hammond, Mike (73.50)

Year	1st	2nd	3rd	4th	Total	Finish	Money
1988	71	74	75	74	294	67	$1,442.00
						Total	**$1,442.00**

Hancock, Phillip (72.21)

Year	1st	2nd	3rd	4th	Total	Finish	Money
1977	73	75			148	CUT	
1978	70	69	74	71	284	T39	$1,230.00
1979	74	70	70	72	286	T30	2,484.00
1980	67	70	70	69	276	3	27,200.00
1981	82				82	W/D	
1982	74	71			145	CUT	
1983	73	72	76	67	288	T37	2,070.00
1984	73	75			148	CUT	
1985	76				76	DQ	
						Total	**$32,984.00**

Hanscom, Dick (74.00)

Year	1st	2nd	3rd	4th	Total	Finish	Money
1968	71	77			148	CUT	

Hansen, Anders (71.50)

Year	1st	2nd	3rd	4th	Total	Finish	Money
2007	71	72			143	CUT	

Harden, Jack (75.50)

Year	1st	2nd	3rd	4th	Total	Finish	Money
1970	73	78			151	CUT	

Hardin, Gary (76.50)

Year	1st	2nd	3rd	4th	Total	Finish	Money
1977	76	77			153	CUT	

Harman, Brian (71.10)

Year	1st	2nd	3rd	4th	Total	Finish	Money
2012	65	75	68	71	279	T5	$281,000.00
2013	73	75			148	CUT	
2014	69	74	68	73	284	T57	17,840.00
						Total	**$298,840.00**

Harmon, Jr., Claude (75.33)

Year	1st	2nd	3rd	4th	Total	Finish	Money
1969	76	69	77	76	298	69	$476.19
1970	80	74			154	CUT	
						Total	**$476.19**

Harmon, Claude (80.33)

Year	1st	2nd	3rd	4th	Total	Finish	Money
1967	80				80	W/D	
1968	82	79			161	CUT	

Harmon, Mike

Year	1st	2nd	3rd	4th	Total	Finish	Money
						Total	

Harney, Paul (70.80)

Year	1st	2nd	3rd	4th	Total	Finish	Money
1967	71	74	71	72	288	T47	$179.17
1969	68	69	75	71	283	T14	3,277.27
1970	71	71	70	67	279	T13	4,375.00
1971	70	73	73	66	282	T19	3,000.00
1972	73	72	68	71	284	T24	1,893.75
						Total	**$12,725.19**

Harrington, Dennis (74.00)

Year	1st	2nd	3rd	4th	Total	Finish	Money
1990	72	76			148	CUT	
						Total	

Harrington, Padraig (69.67)

Year	1st	2nd	3rd	4th	Total	Finish	Money
2004	68	68	68	68	272	T2	$462,000.00
2005	71	65	68	70	274	1	1,035,000.00
2006	74	66	75	71	286	T36	26,497.92
2007	71	68	70	71	280	T35	33,775.00
2008	72	73			145	CUT	
2009	67	75	67	67	276	T2	495,000.00
2010	69	68	71	75	283	T47	19,830.00
2011	65	67	69		201	T13	145,600.00
2012	64	75	75	68	282	T19	96,960.00
						Total	**$2,314,662.92**

Harris, John (76.50)

Year	1st	2nd	3rd	4th	Total	Finish	Money
1976	75	78			153	CUT	

Harris, Labron (72.43)

Year	1st	2nd	3rd	4th	Total	Finish	Money
1967	73	73			146	CUT	
1970	72	72	72	71	287	T59	$312.50
1971	71	75			146	CUT	
1972	66	77	71	75	289	T54	416.67
1974	75	71			146	CUT	
						Total	**$729.17**

Hart, Dudley (71.52)

Year	1st	2nd	3rd	4th	Total	Finish	Money
1991	81	71			152	CUT	
1992	70	73	68	76	287	T45	$2,928.00
1993	66	77	72	76	291	T38	4,200.00
1994	77	67	70	74	288	T58	2,652.00
1995	74	73			147	CUT	
1997	74	71	73	71	289	T54	3,360.00
1999	71	70	75	71	287	T54	5,625.00
2002	73	65	74	70	282	T33	18,491.67
2003	70	69	73	68	280	29	35,500.00
2004	67	71	73	71	282	T32	26,670.00
2005	71	69	70	73	283	T12	112,700.00
2008	67	69	73	70	279	T12	129,000.00
						Total	**$341,126.67**

Hart, Jeff (72.72)

Year	1st	2nd	3rd	4th	Total	Finish	Money
1985	81	71			152	CUT	
1990	69	70	73	75	287	T68	$2,000.00
1996	77	74			151	CUT	
1997	72	69	72	70	283	T21	15,000.00
2001	69	71	73	75	288	T56	7,770.00
2005	76	72			148	CUT	
						Total	**$24,770.00**

Hart, Steve (73.56)

Year	1st	2nd	3rd	4th	Total	Finish	Money
1983	81	76			157	CUT	
1989	73	71			144	CUT	
1990	71	70	72	71	284	T43	$3,120.00
1992	70	72	77	76	295	T70	1,990.00
1995	75	76			151	CUT	
1997	72	74			146	CUT	
2000	74	73			147	CUT	
						Total	**$5,110.00**

Hartmann, Rick (74.83)

Year	1st	2nd	3rd	4th	Total	Finish	Money
1997	74	76			150	CUT	
2001	74	74			148	CUT	
2002	79	72			151	CUT	

Harwell, Barry

Harwood, Mike (71.75)

Year	1st	2nd	3rd	4th	Total	Finish	Money
1992	71	73	70	73	287	T45	$2,928.00
						Total	**$2,928.00**

Hatalsky, Morris (73.28)

Year	1st	2nd	3rd	4th	Total	Finish	Money
1977	72	73	80	68	293	T66	$400.00
1978	79	71			150	CUT	
1979	73	78			151	CUT	
1980	73	72			145	CUT	
1984	73	74			147	CUT	
1986	72	69	76	74	291	T64	1,254.00
1987	71	68	72	67	278	T4	24,800.00
1989	72	79			151	CUT	
1990	70	76			146	CUT	
1992	75	80			155	CUT	
1993	75	71	73	71	290	T34	5,275.00
1994	72	76			148	CUT	
						Total	**$31,729.00**

Hawkins, Scott (76.00)

Year	1st	2nd	3rd	4th	Total	Finish	Money
1994	76	76			152	CUT	

Hayes, J.P. (70.96)

Year	1st	2nd	3rd	4th	Total	Finish	Money
1992	71	76			147	CUT	
1995	73	71	69	71	284	T18	$14,100.00
1997	72	72	76	72	292	T69	3,000.00
1998	66	67	68		201	1	324,000.00
1999	73	70	68	72	283	T28	16,267.86
2000	69	72	72	71	284	T19	36,360.00
2001	68	69	67	69	273	T3	182,000.00
2002	73	76			149	CUT	
2003	73	66	71	73	283	T36	22,535.71
2004	73	70			143	CUT	
2005	70	72	73	70	285	T19	74,750.00
2006	70	68	72	80	290	T58	12,707.50
2007	75	67	71	70	283	T54	15,890.00
2010	72	69	67	72	280	T27	54,375.00
						Total	**$755,986.07**

Hayes, Mark (72.03)

Year	1st	2nd	3rd	4th	Total	Finish	Money
1974	75	74			149	CUT	
1975	70	69	73	69	281	T18	$3,250.00
1976	70	73	72	72	287	T69	152.50
1977	70	71	68	72	281	T16	4,350.00
1978	70	67	72	66	275	2	34,200.00
1979	73	74			147	CUT	
1980	70	71	74	73	288	T54	908.00
1981	71	74	70	76	291	58	896.00
1982	68	69	70	68	275	T11	8,200.00
1983	72	72	68	79	291	T56	990.00
1984	75	78			153	CUT	
1985	73	69	74	69	285	T25	3,900.00
1986	71	75			146	CUT	
1987	69	74	73	72	288	T46	1,800.00
1988	72	72	75	78	297	T73	1,351.00
1989	72	74			146	CUT	
1990	73	73			146	CUT	
1991	73	71			144	CUT	
1997	76	76			152	CUT	
						Total	**$59,997.50**

Hayes, Ted (71.63)

Year	1st	2nd	3rd	4th	Total	Finish	Money
1970	73	69	79	67	288	T64	$312.50
1971	72	70	72	71	285	T36	1,143.00
						Total	**$1,455.50**

Heafner, Vance (72.81)

Year	1st	2nd	3rd	4th	Total	Finish	Money
1980	73	68	76	72	289	T60	$860.00
1981	76	72			148	CUT	
1983	72	75	70	75	292	T65	936.00
1985	77				77	W/D	
1986	74	69	70	77	290	T56	1,326.00
1987	70	70	73	74	287	T42	2,160.00
1995	74	72			146	CUT	
						Total	**$5,282.00**

Heard, Jerry (71.63)

Year	1st	2nd	3rd	4th	Total	Finish	Money
1969	72	73	72	74	291	T63	$476.19
1970	73	68	69	67	277	T4	11,000.00
1971	69	72	70	75	286	T44	705.00
1972	74	73			147	CUT	
1973	71	71	72	71	285	T49	615.00
1974	69	68	73	70	280	T16	3,500.00
1975	73	70	67	67	277	T6	8,125.00
1976	74	69	72	75	290	79	
1977	76	73			149	CUT	
1978	70	72	71	72	285	T44	930.00
1979	73	76			149	CUT	
1980	73	76			149	CUT	
						Total	**$25,351.19**

Hearn, David (71.35)

Year	1st	2nd	3rd	4th	Total	Finish	Money
2005	70	77			147	CUT	
2011	67	69	73		209	T67	$16,320.00
2012	70	73	67	71	281	T10	160,888.89
2013	73	68	79	75	295	T72	15,520.00
2014	69	72	69	71	281	T38	32,000.00
						Total	**$224,728.89**

Hearn, Tom (71.75)

Year	1st	2nd	3rd	4th	Total	Finish	Money
1995	73	68	77	69	287	T36	$5,775.00
						Total	**$5,775.00**

Heath, Skeeter (73.00)

Year	1st	2nd	3rd	4th	Total	Finish	Money
1978	73	75			148	CUT	
1982	72				72	W/D	
1985	74	67	75	75	291	T53	$1,157.50
						Total	**$1,157.50**

Hebert, Jay (74.00)

Year	1st	2nd	3rd	4th	Total	Finish	Money
1967	74	74			148	CUT	
1968	75	74			149	CUT	
1969	74	73			147	CUT	

Hebert, Lionel (72.75)

Year	1st	2nd	3rd	4th	Total	Finish	Money
1967	72	71	70	74	287	T41	$850.00
1968	73	70	71	69	283	T32	1,531.25
1969	77	72			149	CUT	
1970	73	73			146	CUT	
1971	71	77			148	CUT	
1972	70	78			148	CUT	
1973	71	74			145	CUT	
1974	77	72			149	CUT	
1975	74	69	74	74	291	66	425.00
1976	71	74			145	CUT	
1977	73	73			146	CUT	
						Total	**$2,806.25**

Heck, Marion (73.00)

Year	1st	2nd	3rd	4th	Total	Finish	Money
1971	73	73			146	CUT	

Heinen, Mike (76.17)

Year	1st	2nd	3rd	4th	Total	Finish	Money
1994	73	77			150	CUT	
1996	77	79			156	CUT	
2003	74	77			151	CUT	

Heins, Bobby (74.00)

Year	1st	2nd	3rd	4th	Total	Finish	Money
1982	71	72			143	CUT	
1984	70	74	70	70	284	T36	$2,354.80
1985	81	81			162	CUT	
1987	74	72	76	81	303	73	1,164.00
1988	72	76			148	CUT	
1990	72	71	77	71	291	T82	1,740.00
1992	78	71			149	CUT	
						Total	**$5,258.80**

Heintz, Bob (72.80)

Year	1st	2nd	3rd	4th	Total	Finish	Money
2000	75	75			150	CUT	
2002	65	79			144	CUT	
2005	77	80			157	CUT	
2007	69	73	70	65	277	T17	$101,500.00
						Total	**$101,500.00**

Heintzelman, Webb (72.25)

Year	1st	2nd	3rd	4th	Total	Finish	Money
1989	70	72	73	77	292	T58	$2,220.00
1990	72	69	72	73	286	T59	2,140.00
						Total	**$4,360.00**

Helwig, Russell (74.50)

Year	1st	2nd	3rd	4th	Total	Finish	Money
1982	72	77			149	CUT	

Hend, Scott (70.67)

Year	1st	2nd	3rd	4th	Total	Finish	Money
2004	68	68	72	70	278	T14	$97,125.00
2005	73	73			146	CUT	
						Total	**$97,125.00**

Hendrickson, Dick (74.50)

Year	1st	2nd	3rd	4th	Total	Finish	Money
1967	74	75			149	CUT	

Henke, Nolan (72.97)

Year	1st	2nd	3rd	4th	Total	Finish	Money
1990	71	77			148	CUT	
1991	69	70	67	70	276	T3	$58,000.00
1992	75	71			146	CUT	
1993	78	73			151	CUT	
1994	70	73	73	73	289	T62	2,568.00
1995	74	83			157	CUT	
1996	75	73			148	CUT	
1997	72	68	70	72	282	T17	21,750.00
1998	75	71	71		217	T63	3,780.00
1999	75	75			150	CUT	
2000	77	75			152	CUT	
						Total	**$86,098.00**

Henley, Russell (71.33)

Year	1st	2nd	3rd	4th	Total	Finish	Money
2013	73	70			143	CUT	
2014	70	71	73	71	285	T61	$17,120.00
						Total	**$17,120.00**

Henning, Allan (72.75)

Year	1st	2nd	3rd	4th	Total	Finish	Money
1969	70	75	71	75	291	T63	$476.19
						Total	**$476.19**

Henninger, Brian (73.75)

Year	1st	2nd	3rd	4th	Total	Finish	Money
1999	75	74			149	CUT	
2000	74	72			146	CUT	

Henning, Harold (70.19)

Year	1st	2nd	3rd	4th	Total	Finish	Money
1967	69	70	73	71	283	T22	$2,337.50
1968	69	70	69	71	279	T14	4,250.00
1969	68	72	68	70	278	4	11,750.00
1970	74	67	71	71	283	T35	1,270.83
						Total	**$19,608.33**

Henriksen, Steve (76.50)

Year	1st	2nd	3rd	4th	Total	Finish	Money
1982	79	74			153	CUT	

Henry, Bunky (74.60)

Year	1st	2nd	3rd	4th	Total	Finish	Money
1969	77	75			152	CUT	
1970	75	69	79	71	294	81	$312.50
1972	75	76			151	CUT	
1973	72	77			149	CUT	
						Total	**$312.50**

Henry, J.J. (72.05)

Year	1st	2nd	3rd	4th	Total	Finish	Money
1999	73	75			148	CUT	
2001	76	71			147	CUT	
2002	71	68	70	75	284	T46	$9,922.50
2003	69	72	76	73	290	T69	10,050.00
2004	68	73	69	69	279	T16	73,650.00
2005	75	72			147	CUT	
2006	79	72			151	CUT	
2007	72	75			147	CUT	
2008	70	72	74	69	285	T55	15,680.00
2009	72	73	74	72	291	T67	15,300.00
2010	68	73	77	73	291	72	14,700.00
2011	67	70	70		207	T58	17,520.00
2012	71	73			144	CUT	
2013	73	70			143	CUT	
						Total	**$156,822.50**

Hensby, Mark (72.75)

Year	1st	2nd	3rd	4th	Total	Finish	Money
2001	73	74			147	CUT	
2006	72	72			144	CUT	

Hepler, Denny (76.75)

Year	1st	2nd	3rd	4th	Total	Finish	Money
1986	81	77			158	CUT	
1987	79	70			149	CUT	

Individual Player Records

Herron, Tim (71.25)

Year	1st	2nd	3rd	4th	Total	Finish	Money
1996	68	70	68	75	281	T9	$33,600.00
1997	74	71	70	74	289	T54	3,360.00
2007	71	70	71	70	282	T48	17,593.34
2008	69	71	73	68	281	T24	55,400.00
2009	76	76			152	CUT	
2011	67	73			140	CUT	
						Total	**$109,953.34**

Hewes, Jeff (73.00)

Year	1st	2nd	3rd	4th	Total	Finish	Money
1978	69	73	76	73	291	68	$480.00
1979	73	74			147	CUT	
						Total	**$480.00**

Hickman, Greg (73.17)

Year	1st	2nd	3rd	4th	Total	Finish	Money
1990	71	72	75	68	286	T59	$2,140.00
1992	77	76			153	CUT	
						Total	**$2,140.00**

Hicks, Justin (74.00)

Year	1st	2nd	3rd	4th	Total	Finish	Money
2013	78				78	W/D	
2014	68	76			144	CUT	

Higgins, Carl (78.00)

Year	1st	2nd	3rd	4th	Total	Finish	Money
1977	77	79			156	CUT	

Higgins, Mike (72.00)

Year	1st	2nd	3rd	4th	Total	Finish	Money
1973	71	73			144	CUT	

Higuera, Mike (74.50)

Year	1st	2nd	3rd	4th	Total	Finish	Money
1975	74	75			149	CUT	

Hill, Dave (71.23)

Year	1st	2nd	3rd	4th	Total	Finish	Money
1967	68	68	72	73	281	T16	$4,125.00
1968	69	73	73	68	283	T32	1,531.25
1969	71	77			148	CUT	
1970	72	72	63	71	278	T6	6,910.71
1971	73	70	70	70	283	T22	2,041.67
1974	74	72			146	CUT	
1975	75	72			147	CUT	
1976	69	69	74	74	286	T63	517.50
						Total	**$15,126.13**

Hill, Guy (71.33)

Year	1st	2nd	3rd	4th	Total	Finish	Money
1998	73	69	72		214	T41	$6,480.00
						Total	**$6,480.00**

Hill, Mike (71.19)

Year	1st	2nd	3rd	4th	Total	Finish	Money
1970	75	69	72	71	287	T59	$312.50
1971	75	69	70	70	284	T31	1,505.00
1972	70	71	71	70	282	T19	3,000.00
1973	75	72			147	CUT	
1974	70	71	70	72	283	T35	1,206.17
1975	70	70	73	77	290	T60	468.66
1976	65	72	71	69	277	T5	8,793.75
1977	75	72			147	CUT	
1978	69	75			144	CUT	
1979	74	71	68	70	283	T13	7,500.00
1980	70	73	70	72	285	T34	2,064.00
1982	68	70	71	72	281	T42	1,400.00
						Total	**$26,250.08**

Hillman, David (76.00)

Year	1st	2nd	3rd	4th	Total	Finish	Money
1990	81	71			152	CUT	

Hinkle, Lon (72.46)

Year	1st	2nd	3rd	4th	Total	Finish	Money
1976	73	78			151	CUT	
1977	69	74	71	79	293	T66	$400.00
1979	70	69	72	71	282	T10	10,000.00
1980	70	75			145	CUT	
1981	74	74			148	CUT	
1982	70	73			143	CUT	
1983	72	69	72	74	287	T31	2,610.00
1985	70	75	72	68	285	T25	3,900.00
1987	76				76	W/D	
1989	73	74			147	CUT	
1990	72	70	75	82	299	87	1,660.00
1992	74	70	72	64	280	T14	16,500.00
						Total	**$35,070.00**

Hinson, Larry (71.83)

Year	1st	2nd	3rd	4th	Total	Finish	Money
1968	75	75			150	CUT	
1969	71	74	70	74	289	T53	$476.19
1970	67	70	69	68	274	T2	23,125.00
1971	73	77			150	CUT	
1972	71	70	72	69	282	T19	3,000.00
1973	70	74			144	CUT	
1974	68	72	73	75	288	T59	493.75
1975	71	76			147	CUT	
						Total	**$27,094.94**

Hiskey, Babe (72.50)

Year	1st	2nd	3rd	4th	Total	Finish	Money
1967	74	74			148	CUT	
1970	70	73	72	73	288	T64	$312.50
1971	71	76			147	CUT	
1972	75	73			148	CUT	
1974	73	69	77	70	289	T63	450.00
1976	69	73	72	71	285	T53	600.00
						Total	**$1,362.50**

Hiskey, Jim (74.50)

Year	1st	2nd	3rd	4th	Total	Finish	Money
1968	74	75			149	CUT	

Hixon, George (76.50)

Year	1st	2nd	3rd	4th	Total	Finish	Money
1971	75	78			153	CUT	

Hjertstedt, Gabriel (71.81)

Year	1st	2nd	3rd	4th	Total	Finish	Money
1997	73	71	75	70	289	T54	$3,360.00
1998	70	76	77		223	80	3,240.00
1999	69	70	69	71	279	T5	84,750.00
2000	67	72	73	75	287	T33	14,866.66
2001	68	70	68	73	279	T13	67,666.66
2005	75	76			151	CUT	
						Total	**$173,883.32**

Hnatiuk, Glen (72.76)

Year	1st	2nd	3rd	4th	Total	Finish	Money
1998	73	72	75		220	T76	$3,366.00
2000	73	73			146	CUT	
2001	71	68	71	74	284	T37	14,000.00
2002	73	70	70	71	284	T46	9,922.50
2003	75	80			155	CUT	
2005	78	70			148	CUT	
						Total	**$27,288.50**

Hobby, David (74.50)

Year	1st	2nd	3rd	4th	Total	Finish	Money
1987	75	74			149	CUT	

Hoch, Scott (71.67)

Year	1st	2nd	3rd	4th	Total	Finish	Money
1980	76	71			147	CUT	
1981	80	71			151	CUT	
1989	68	72	67	75	282	T15	$17,000.00
1990	73	72			145	CUT	
1991	72	75			147	CUT	
1993	78	74			152	CUT	
1999	73	70	66	69	278	4	120,000.00
2001	67	68	68	68	271	2	378,000.00
2002	70	69	74	74	287	T60	7,595.00
2003	75				75	W/D	
						Total	**$522,595.00**

Hoffhine, Ben (77.50)

Year	1st	2nd	3rd	4th	Total	Finish	Money
2003	78	77			155	CUT	

Hoffman, Charley (70.90)

Year	1st	2nd	3rd	4th	Total	Finish	Money
2006	74	71			145	CUT	
2007	69	72	70	71	282	T48	$17,593.33
2008	67	71	74	71	283	T38	26,600.00
2009	66	74	71	74	285	T31	39,900.00
2010	68	72	70	70	280	T27	54,375.00
2011	66	66	68		200	T10	200,000.00
2012	77	74			151	CUT	
2013	68	71	79	74	292	70	16,000.00
2014	73	69	69	69	280	T30	46,500.00
						Total	**$400,968.33**

Hoffmann, Morgan (69.67)

Year	1st	2nd	3rd	4th	Total	Finish	Money
2013	67	76			143	CUT	
2014	70	70	66	69	275	T9	$208,000.00
						Total	**$208,000.00**

Hogan, Ben (78.00)

Year	1st	2nd	3rd	4th	Total	Finish	Money
1970	78				78	W/D	

Holland, Mike (75.27)

Year	1st	2nd	3rd	4th	Total	Finish	Money
1980	73	72			145	CUT	
1981	75	81			156	CUT	
1982	74	73			147	CUT	
1983	81				81	DQ	
1984	74	77			151	CUT	
1985	76	72			148	CUT	

Hollifield, Tony (73.00)

Year	1st	2nd	3rd	4th	Total	Finish	Money
1980	73	73			146	CUT	

Holmes, J.B. (71.36)

Year	1st	2nd	3rd	4th	Total	Finish	Money
2006	70	80			150	CUT	
2007	76	66	65	74	281	T41	$24,500.00
2008	71	71	73	66	281	T24	55,400.00
2009	73	73	69	70	285	T31	39,900.00
2010	71	72			143	CUT	
2012	71	69	73	69	282	T19	96,960.00
2014	71	77			148	CUT	
						Total	**$216,760.00**

Homenuik, Wilf (74.50)

Year	1st	2nd	3rd	4th	Total	Finish	Money
1970	74	75			149	CUT	

Hooper, Herb (72.00)

Year	1st	2nd	3rd	4th	Total	Finish	Money
1970	73	72			145	CUT	
1971	71	69	71	70	281	T11	$4,468.00
1972	78				78	W/D	
						Total	**$4,468.00**

Horgan III, P.H. (72.63)

Year	1st	2nd	3rd	4th	Total	Finish	Money
1989	70	75			145	CUT	
1990	71	72	69	68	280	T20	$11,650.00
1991	67	74	75	71	287	T53	2,315.00
1992	78	72			150	CUT	
1993	74	73	71	73	291	T38	4,200.00
1995	77	77			154	CUT	
1997	74	71	71	73	289	T54	3,360.00
1998	75	73			148	CUT	
1999	74	73			147	CUT	
2000	68	72	72	74	286	T29	19,950.00
2005	72	75			147	CUT	
						Total	**$41,475.00**

Horn, Rod (76.00)

Year	1st	2nd	3rd	4th	Total	Finish	Money
1968	76				76	W/D	

Horne, John (75.00)

Year	1st	2nd	3rd	4th	Total	Finish	Money
1987	73	77			150	CUT	

Individual Player Records

Horschel, Billy (72.50)

Year	1st	2nd	3rd	4th	Total	Finish	Money
2013	70	74			144	CUT	
2014	73	73			146	CUT	

Hosokawa, Kazuhiko (74.50)

Year	1st	2nd	3rd	4th	Total	Finish	Money
2000	77	72			149	CUT	

Howell III, Charles (71.41)

Year	1st	2nd	3rd	4th	Total	Finish	Money
2006	71	69	78	73	291	62	$12,420.00
2007	75	75			150	CUT	
2008	72	73			145	CUT	
2009	76	70	72	74	292	T70	14,850.00
2010	72	72			144	CUT	
2011	69	69	64		202	T18	100,800.00
2012	71	69	77	70	287	T54	18,000.00
2013	72	66	73	70	281	T33	44,200.00
2014	66	75	68	70	279	T22	70,200.00
						Total	**$260,470.00**

Howell, David (70.25)

Year	1st	2nd	3rd	4th	Total	Finish	Money
2006	66	68	73	74	281	T13	$115,000.00
						Total	**$115,000.00**

Howell, Jamie (73.50)

Year	1st	2nd	3rd	4th	Total	Finish	Money
1986	73	74			147	CUT	

Howell, Ron (72.67)

Year	1st	2nd	3rd	4th	Total	Finish	Money
1967	75	71			146	CUT	
1968	70	71	75	74	290	T64	

Howison, Ryan (75.00)

Year	1st	2nd	3rd	4th	Total	Finish	Money
1995	75	76			151	CUT	
2000	74	75			149	CUT	

Hoyt, Ron (75.00)

Year	1st	2nd	3rd	4th	Total	Finish	Money
1974	75	75			150	CUT	

Hughes, Bradley (73.19)

Year	1st	2nd	3rd	4th	Total	Finish	Money
1997	70	72	71	74	287	T43	$4,567.50
1998	73	79			152	CUT	
1999	76	68	69	73	286	T46	6,587.50
2000	76	69			145	CUT	
2001	73	75			148	CUT	
2005	85	68			153	CUT	
						Total	**$11,155.00**

Huh, John (70.25)

Year	1st	2nd	3rd	4th	Total	Finish	Money
2012	70	67	77	70	284	T36	$40,200.00
2013	73	64	71	70	278	T15	132,000.00
2014	69	69	74	69	281	T38	32,000.00
						Total	**$204,200.00**

Hulbert, Mike (72.50)

Year	1st	2nd	3rd	4th	Total	Finish	Money
1985	72	75			147	CUT	
1986	75	65	70	74	284	T18	$7,302.86
1987	75	72			147	CUT	
1988	74	72			146	CUT	
1989	69	72	79	78	298	67	2,060.00
1991	69	70	75	69	283	T31	5,671.43
1993	74	73	69	73	289	T31	6,200.00
1994	73	68	73	74	288	T58	2,652.00
1995	68	68	73	75	284	T18	14,100.00
1996	73	69	70	70	282	T11	25,440.00
1998	78	75			153	CUT	
1999	73	77			150	CUT	
2000	74	75			149	CUT	
						Total	**$63,426.29**

Hull, Brian (75.50)

Year	1st	2nd	3rd	4th	Total	Finish	Money
1997	74	77			151	CUT	

Humenik, Ed (72.81)

Year	1st	2nd	3rd	4th	Total	Finish	Money
1989	72	78			150	CUT	
1991	76	72			148	CUT	
1992	74	70	69	68	281	T20	$12,500.00
1993	76	76			152	CUT	
1994	71	76			147	CUT	
1995	71	74	69	73	287	T36	5,775.00
						Total	**$18,275.00**

Hurley III, Billy (72.00)

Year	1st	2nd	3rd	4th	Total	Finish	Money
2014	74	70			144	CUT	

Huston, John (73.00)

Year	1st	2nd	3rd	4th	Total	Finish	Money
1988	78	74			152	CUT	
1990	74	74			148	CUT	
1994	70	72	75	65	282	T27	$7,494.55
2001	74	73			147	CUT	
2005	75	72			147	CUT	
						Total	**$7,494.55**

Imada, Ryuji (71.94)

Year	1st	2nd	3rd	4th	Total	Finish	Money
2006	73	66	75	68	282	T15	$97,750.00
2007	72	75			147	CUT	
2008	76	75			151	CUT	
2009	78	78			156	CUT	
2010	72	65	70	73	280	T27	54,375.00
2011	70	67	70		207	T58	17,520.00
						Total	**$169,645.00**

Immelman, Trevor (71.41)

Year	1st	2nd	3rd	4th	Total	Finish	Money
2006	72	71	67	71	281	T13	$115,000.00
2007	70	78			148	CUT	
2008	70	71	76	73	290	70	14,000.00
2011	67	70	67		204	T32	39,781.82
2012	75	66	75	75	291	T67	16,240.00
						Total	**$185,021.82**

Individual Player Records

Impaglia, Bob (84.00)

Year	1st	2nd	3rd	4th	Total	Finish	Money
1978	84				84	W/D	

Impellittiere, Jerry (80.75)

Year	1st	2nd	3rd	4th	Total	Finish	Money
1978	79	80			159	CUT	
1992	77	87			164	CUT	

Ingraham, Stu (78.00)

Year	1st	2nd	3rd	4th	Total	Finish	Money
1986	79	77			156	CUT	

Inman, Bob (79.00)

Year	1st	2nd	3rd	4th	Total	Finish	Money
1972	81	77			158	CUT	

Inman, Joe (72.11)

Year	1st	2nd	3rd	4th	Total	Finish	Money
1975	69	70	74	70	283	T28	$1,700.00
1976	68	71	72	71	282	T40	1,080.00
1977	71	73	70	77	291	T60	562.50
1978	71	73			144	CUT	
1979	74	75			149	CUT	
1980	74	74			148	CUT	
1981	75	68	71	72	286	T29	2,660.00
1984	71	80			151	CUT	
1986	72	68	72	73	285	T25	4,387.50
						Total	**$10,390.00**

Inman, John (73.13)

Year	1st	2nd	3rd	4th	Total	Finish	Money
1987	70	75	68	71	284	T21	$5,802.86
1988	70	77			147	CUT	
1989	75	71			146	CUT	
1990	73	69	73	69	284	T43	3,120.00
1991	68	68	75	76	287	T53	2,315.00
1992	82	71			153	CUT	
1993	79	74			153	CUT	
1994	77	71			148	CUT	
1996	77	76			153	CUT	
						Total	**$11,237.86**

Irwin, Hale (70.96)

Year	1st	2nd	3rd	4th	Total	Finish	Money
1968	71	72	76	73	292	T68	
1969	74	73			147	CUT	
1970	76	72			148	CUT	
1971	70	70	67	68	275	T2	$23,125.00
1972	78	70			148	CUT	
1973	72	73			145	CUT	
1974	70	72	68	69	279	T14	4,375.00
1975	72	65	71	69	277	T6	8,125.00
1976	70	71	69	73	283	T48	759.00
1977	74	69	73	70	286	T35	1,385.63
1979	73	74			147	CUT	
1983	75	71	65	73	284	T16	6,750.00
1986	74	74			148	CUT	
1990	66	69	68	66	269	1	180,000.00
1991	67	69	67	73	276	T3	58,000.00
1992	73	78			151	CUT	
1994	70	72	65	70	277	T8	32,400.00
						Total	**$314,919.63**

Isenhour, Tripp (73.40)

Year	1st	2nd	3rd	4th	Total	Finish	Money
2001	72	66	79	74	291	T69	$6,895.00
2007	76				76	W/D	
						Total	**$6,895.00**

Ishikawa, Ryo (69.50)

Year	1st	2nd	3rd	4th	Total	Finish	Money
2014	67	73	68	70	278	T19	$104,000.00
						Total	**$104,000.00**

Israelson, Bill (72.00)

Year	1st	2nd	3rd	4th	Total	Finish	Money
1982	70	68	73	70	281	T42	$1,400.00
1986	67	75	73	73	288	T41	2,100.00
1987	76	75			151	CUT	
						Total	**$3,500.00**

Iverson, Don (72.81)

Year	1st	2nd	3rd	4th	Total	Finish	Money
1972	70	74	73	74	291	T59	$416.67
1974	72	73			145	CUT	
1975	75	70			145	CUT	
1976	70	72	70	76	288	T75	
1978	73	70	79	74	296	70	450.00
						Total	**$866.67**

Izawa, Toshi (72.25)

Year	1st	2nd	3rd	4th	Total	Finish	Money
2002	72	70	74	73	289	T71	$6,895.00
						Total	**$6,895.00**

Jacklin, Tony (72.25)

Year	1st	2nd	3rd	4th	Total	Finish	Money
1967	77	73			150	CUT	
1968	71	66	71	74	282	T23	$2,034.72
1969	69	77			146	CUT	
1975	76	67	72	74	289	T57	525.00
						Total	**$2,559.72**

Jackson, David (78.00)

Year	1st	2nd	3rd	4th	Total	Finish	Money
1993	75	81			156	CUT	

Jackson, John (72.50)

Year	1st	2nd	3rd	4th	Total	Finish	Money
1976	73	72			145	CUT	

Jacobson, Freddie (70.85)

Year	1st	2nd	3rd	4th	Total	Finish	Money
2003	70	70	70	73	283	T36	$22,535.72
2004	64	69	74	69	276	8	162,750.00
2005	72	71	72	77	292	T61	12,477.50
2006	67	68	72	71	278	T5	201,968.75
2007	70	67	77	69	283	T54	15,890.00
2008	75	73			148	CUT	
2009	66	72	68	71	277	T6	260,625.00
2010	73	70			143	CUT	
2011	67	68	69		204	T32	39,781.82
2012	71	68	79	73	291	T67	16,240.00
2013	68	68	74	72	282	T37	36,800.00
2014	72	76			148	CUT	
						Total	**$769,068.79**

Jacobs, John (72.33)

Year	1st	2nd	3rd	4th	Total	Finish	Money
1976	70	69	72	67	278	T13	$5,250.00
1977	79	77			156	CUT	
						Total	**$5,250.00**

Jacobsen, Peter (71.85)

Year	1st	2nd	3rd	4th	Total	Finish	Money
1977	71	82			153	CUT	
1979	72	72	72	73	289	T47	$1,098.67
1980	70	68	78	73	289	T60	860.00
1981	75	68	76	71	290	T50	945.00
1982	68	62	70	66	266	T2	35,200.00
1983	72	70	71	71	284	T16	6,750.00
1984	72	71	68	68	279	T15	8,750.00
1985	74	68	69	69	280	6	18,000.00
1986	76	73			149	CUT	
1988	79	72			151	CUT	
1989	74	74			148	CUT	
1993	75	74			149	CUT	
1997	72	69	72	70	283	T21	15,000.00
1999	73	72	72	71	288	T62	5,325.00
2005	76	75			151	CUT	
						Total	**$91,928.67**

Jacobs, Tommy (71.19)

Year	1st	2nd	3rd	4th	Total	Finish	Money
1967	71	75			146	CUT	
1968	70	70			140	W/D	
1969	73	72	69	76	290	T58	$476.19
1970	67	72	71	69	279	T13	4,375.00
1973	70	72	75	67	284	T44	775.00
						Total	**$5,626.19**

Jaeckel, Barry (72.45)

Year	1st	2nd	3rd	4th	Total	Finish	Money
1975	72	74			146	CUT	
1976	68	70	70	78	286	T63	$517.50
1978	65	73	77	71	286	T49	730.00
1979	70	76	74	73	293	T64	824.00
1980	71	73			144	CUT	
1982	74	74			148	CUT	
1983	77	71			148	CUT	
1984	74	70	70	72	286	T46	1,337.15
1985	72	69	69	71	281	T7	15,583.33
1986	71	73	73	75	292	68	1,224.00
1987	75	74			149	CUT	
1988	77	72			149	CUT	
1989	70	78			148	CUT	
1990	70	72	71	73	286	T59	2,140.00
1995	76	70			146	CUT	
						Total	**$22,355.98**

Jamieson, Jim (71.36)

Year	1st	2nd	3rd	4th	Total	Finish	Money
1969	75	76			151	CUT	
1970	71	66	72	70	279	T13	$4,375.00
1971	70	71	72	74	287	T49	410.00
1972	72	75			147	CUT	
1973	68	71	72	66	277	T12	4,687.50
1974	71	73	68	70	282	T26	1,701.44
1976	70	77			147	CUT	
						Total	**$11,173.94**

January, Don (71.52)

Year	1st	2nd	3rd	4th	Total	Finish	Money
1967	76				76	W/D	
1968	73	71	70	72	286	T50	$100.00
1969	70	74	71	75	290	T58	476.19
1975	73	71	72	69	285	T36	1,076.34
1976	71	69	69	71	280	T23	2,286.00
1977	76	69	68	72	285	T30	1,863.00
1978	67	71	72	71	281	T23	2,480.00
1979	70	74	73	70	287	T35	1,930.00
1980	75	72			147	CUT	
						Total	**$10,211.53**

Janzen, Lee (70.78)

Year	1st	2nd	3rd	4th	Total	Finish	Money
1990	69	70	69	68	276	T7	$30,125.00
1991	69	76			145	CUT	
1992	70	71	67	69	277	T3	52,000.00
1993	69	72	68	72	281	T3	58,000.00
1994	69	69	64	66	268	1	216,000.00
1995	73	71	69	71	284	T18	14,100.00
1996	73	71	77	71	292	T73	2,268.00
1997	70	72	71	69	282	T17	21,750.00
1999	71	67	69	73	280	T10	51,875.00
2001	73	72			145	CUT	
2002	73	69	70	72	284	T46	9,922.50
2003	74	66	72	76	288	T62	10,650.00
2004	75	67			142	CUT	
2005	73	72	71	71	287	T32	30,475.00
2006	75	75			150	CUT	
2008	71	69	72	72	284	T48	17,400.00
2009	68	75	70	69	282	T20	87,375.00
						Total	**$601,940.50**

Jenkins, Tom (72.12)

Year	1st	2nd	3rd	4th	Total	Finish	Money
1974	73	75			148	CUT	
1975	74	72			146	CUT	
1976	74	72			146	CUT	
1977	68	74	70	72	284	T27	$2,220.00
1980	72	73			145	CUT	
1982	71	69	67	72	279	T31	2,425.00
1983	73	77			150	CUT	
1984	67	70	71	73	281	T21	5,400.00
1985	74	71	74	77	296	69	1,010.00
						Total	**$11,055.00**

Jewell, Jim (76.33)

Year	1st	2nd	3rd	4th	Total	Finish	Money
1971	75	76			151	CUT	
1974	78				78	W/D	

Jimenez, David (75.75)

Year	1st	2nd	3rd	4th	Total	Finish	Money
1968	75	76			151	CUT	
1973	76	76			152	CUT	
						Total	

Jimenez, Miguel Angel (72.57)

Year	1st	2nd	3rd	4th	Total	Finish	Money
2000	66	74	70	74	284	T19	$36,360.00
2001	77	74			151	CUT	
2002	73	70	70	77	290	T73	6,615.00
2004	70	67	76	78	291	T76	9,712.50
						Total	**$52,687.50**

Jobe, Brandt (71.80)

Year	1st	2nd	3rd	4th	Total	Finish	Money
1991	71	68	69	72	280	T14	$18,000.00
2000	71	71	74	71	287	T33	14,866.67
2002	77				77	W/D	
2006	69	71	74	79	293	T66	11,787.50
2011	70	70			140	CUT	
						Total	**$44,654.17**

Johansson, Per-Ulrik (70.90)

Year	1st	2nd	3rd	4th	Total	Finish	Money
2001	69	69	72	71	281	T19	$39,500.00
2002	72	77			149	CUT	
2003	71	70	72	66	279	T22	45,071.43
						Total	**$84,571.43**

Johnson, Clayton (72.50)

Year	1st	2nd	3rd	4th	Total	Finish	Money
1968	74	71			145	CUT	

Johnson, Doug (78.25)

Year	1st	2nd	3rd	4th	Total	Finish	Money
1980	76	75			151	CUT	
1981	80	79			159	CUT	
1986	76	82			158	CUT	
1987	79	79			158	CUT	

Johnson, Dustin (69.26)

Year	1st	2nd	3rd	4th	Total	Finish	Money
2008	75	69			144	CUT	
2009	70	74	73	64	281	T15	$120,000.00
2010	71	69	64	72	276	T9	202,500.00
2011	66	63	65		194	1	1,440,000.00
2012	67	71	72	68	278	T3	464,000.00
2013	72	71			143	CUT	
						Total	**$2,226,500.00**

Johnson, Eric (73.50)

Year	1st	2nd	3rd	4th	Total	Finish	Money
1997	72	75			147	CUT	

Johnson, George (72.42)

Year	1st	2nd	3rd	4th	Total	Finish	Money
1970	77	70			147	CUT	
1971	74	75			149	CUT	
1973	72	66	72	72	282	T32	$1,353.57
1974	70	75			145	CUT	
1975	75				75	W/D	
1976	72	71	72	71	286	T63	517.50
1977	75	73			148	CUT	
1978	70	74			144	CUT	
						Total	**$1,871.07**

Johnson, Gordon (81.00)

Year	1st	2nd	3rd	4th	Total	Finish	Money
1985	81	81			162	CUT	

Johnson, Howie (71.56)

Year	1st	2nd	3rd	4th	Total	Finish	Money
1967	69	72	70	73	284	T27	$1,937.50
1968	70	71	73	71	285	T43	664.29
1969	75	69	71	67	282	T10	5,500.00
1970	70	72	65	74	281	T23	2,110.00
1971	73	74			147	CUT	
1972	68	75	72	71	286	T38	1,083.33
1973	73	72			145	CUT	
1975	75				75	W/D	
1976	73	74			147	CUT	
						Total	**$11,295.12**

Johnson, Kevin (71.00)

Year	1st	2nd	3rd	4th	Total	Finish	Money
2001	69	70	74	71	284	T37	$14,000.00
						Total	**$14,000.00**

Johnson, Richard (71.69)

Year	1st	2nd	3rd	4th	Total	Finish	Money
2003	74	67	72	73	286	T54	$11,450.00
2004	69	72	73	73	287	T66	10,815.00
2008	74	69	74	72	289	T68	14,210.00
2009	68	71	73	73	285	T31	39,900.00
						Total	**$76,375.00**

Johnson, Zach (70.43)

Year	1st	2nd	3rd	4th	Total	Finish	Money
2004	74	66	70	70	280	T23	$46,725.00
2007	68	71	70	70	279	T25	49,035.00
2008	72	73			145	CUT	
2009	70	72	67	75	284	T28	53,250.00
2010	69	69	71	70	279	T21	75,000.00
2011	72	69			141	CUT	
2012	68	75	72	70	285	T38	32,000.00
2014	68	70	72	69	279	T22	70,200.00
						Total	**$326,210.00**

Johnston, Jimmy (73.67)

Year	1st	2nd	3rd	4th	Total	Finish	Money
1993	76	73			149	CUT	
1997	74	72			146	CUT	
1998	73	74			147	CUT	

Johnston, Ralph (74.33)

Year	1st	2nd	3rd	4th	Total	Finish	Money
1972	73	69	76	78	296	71	$416.66
1975	71	79			150	CUT	
						Total	**$416.66**

Jonas, Philip

Jones, Al (77.50)

Year	1st	2nd	3rd	4th	Total	Finish	Money
1975	74	81			155	CUT	

Jones, Brendan (73.50)

Year	1st	2nd	3rd	4th	Total	Finish	Money
2005	72	71	72	79	294	T66	$11,845.00
						Total	**$11,845.00**

Jones, Gordon (75.00)

Year	1st	2nd	3rd	4th	Total	Finish	Money
1970	76	74			150	CUT	

Jones, Grier (71.74)

Year	1st	2nd	3rd	4th	Total	Finish	Money
1969	71	71	73	70	285	T31	$1,428.12
1970	70	69	74	73	286	T55	312.50
1971	72	72	72	75	291	T66	333.33
1972	74	73			147	CUT	
1974	71	68	74	73	286	T47	657.60
1975	70	74	74	69	287	T49	615.00
1976	71	71	70	69	281	T33	1,551.43
1977	67	71	75	75	288	T49	765.00
1978	69	72	66	72	279	T10	6,150.00
1979	75	76			151	CUT	
1981	73	72			145	W/D	
						Total	**$11,812.98**

Jones, Kent (72.61)

Year	1st	2nd	3rd	4th	Total	Finish	Money
1998	74	72	70		216	T54	$4,032.00
1999	77	76			153	CUT	
2001	76	67	74	73	290	T65	7,245.00
2002	74	76			150	CUT	
2003	71	67	73	70	281	T30	31,750.00
2004	71	72			143	CUT	
2005	75	74			149	CUT	
2006	69	71	75	73	288	T47	14,969.17
						Total	**$57,996.17**

Jones, Matt (71.67)

Year	1st	2nd	3rd	4th	Total	Finish	Money
2008	77	72			149	CUT	
2010	72	70	70	74	286	T60	$16,275.00
2013	71	68	72	70	281	T33	44,200.00
2014	72	72			144	CUT	
						Total	**$60,475.00**

Jones, Steve (73.26)

Year	1st	2nd	3rd	4th	Total	Finish	Money
1985	80	74			154	CUT	
1986	71	72	77	79	299	77	$1,116.00
1987	71	74	67	73	285	T28	3,904.28
1991	80	66			146	CUT	
1998	70	73	69		212	T24	13,927.50
2006	69	70	79	78	296	T77	10,522.50
						Total	**$29,470.28**

Jones, Tom (74.00)

Year	1st	2nd	3rd	4th	Total	Finish	Money
1980	74	72			146	CUT	
1981	78	72			150	CUT	

Jordan, Pete (72.43)

Year	1st	2nd	3rd	4th	Total	Finish	Money
1994	70	76			146	CUT	
1995	73	75			148	CUT	
1996	70	73	73	73	289	T53	$2,714.67
1997	69	68	69	72	278	T9	42,000.00
1998	77				77	W/D	
1999	75	75			150	CUT	
2000	73	68	75	72	288	T42	9,420.00
2001	71	74			145	CUT	
2002	73	72			145	CUT	
						Total	**$54,134.67**

Joyce, Mike (76.67)

Year	1st	2nd	3rd	4th	Total	Finish	Money
1969	76	80			156	CUT	
1971	74	73			147	CUT	
1975	83	74			157	CUT	

Joyce, Tom (74.56)

Year	1st	2nd	3rd	4th	Total	Finish	Money
1970	76	70			156	CUT	
1974	74	73			147	CUT	
1975	75	72			147	CUT	
1976	71	72	78	75	296	84	
1977	74	75			149	CUT	
1978	77	76			153	CUT	
1980	72	73			145	CUT	

Julian, Jeff (72.25)

Year	1st	2nd	3rd	4th	Total	Finish	Money
1996	71	69	76	67	283	T16	$18,600.00
2001	73	71	75	76	295	T77	6,475.00
						Total	**$25,075.00**

Jurgensen, Steve (72.60)

Year	1st	2nd	3rd	4th	Total	Finish	Money
1996	75	73			148	CUT	
1998	70	76	69		215	T47	$4,623.42
						Total	**$4,623.42**

Kallam, Mike (80.00)

Year	1st	2nd	3rd	4th	Total	Finish	Money
1974	80				80	W/D	

Kamm, Brian (73.37)

Year	1st	2nd	3rd	4th	Total	Finish	Money
1990	74	70			144	CUT	
1991	75	72			147	CUT	
1993	75	68	80	74	297	T63	$2,100.00
1994	76	69			145	CUT	
1995	70	75	74	78	297	T74	2,280.00
1996	73	79			152	CUT	
1998	71	70	71		212	T24	13,927.50
						Total	**$18,307.50**

Kanada, Craig (73.33)

Year	1st	2nd	3rd	4th	Total	Finish	Money
1997	77	70			147	CUT	
2001	76	71			147	CUT	
2007	70	76			146	CUT	
						Total	

Individual Player Records

Kane, Jim (72.50)

Year	1st	2nd	3rd	4th	Total	Finish	Money
1984	70	72	75	73	290	60	$1,100.00
						Total	**$1,100.00**

Karl, Richie (73.00)

Year	1st	2nd	3rd	4th	Total	Finish	Money
1974	71	74			145	CUT	
1976	77	70			147	CUT	

Karlsson, Robert (68.67)

Year	1st	2nd	3rd	4th	Total	Finish	Money
2011	68	68	70		206	T52	$18,560.00
						Total	**$18,560.00**

Kase, Hideki (74.00)

Year	1st	2nd	3rd	4th	Total	Finish	Money
1997	72	76			148	CUT	

Kaser, Monty (74.00)

Year	1st	2nd	3rd	4th	Total	Finish	Money
1967	73	73			146	CUT	
1969	72	78			150	CUT	
1976	76	72			148	CUT	

Kay Jr., Jack (77.00)

Year	1st	2nd	3rd	4th	Total	Finish	Money
1989	75	79			154	CUT	

Kaye, Jonathan (71.96)

Year	1st	2nd	3rd	4th	Total	Finish	Money
1995	76	71			147	CUT	
1998	75	70	71		216	T54	$4,032.00
1999	76				76	DQ	
2001	70	74	71	69	284	T37	14,000.00
2002	71	70	77	74	292	T79	6,265.00
2003	70	66	68	67	271	1	900,000.00
2004	73	66	73	80	292	T80	9,397.50
2005	78				78	W/D	
2006	73	70	69	75	287	T42	20,125.00
						Total	**$953,819.50**

Kaymer, Martin (72.17)

Year	1st	2nd	3rd	4th	Total	Finish	Money
2013	68	70	75	72	285	T50	$19,480.00
2014	71	77			148	CUT	
						Total	**$19,480.00**

Keiser, Herman (74.00)

Year	1st	2nd	3rd	4th	Total	Finish	Money
1968	75	71			146	CUT	
1969	74	76			150	CUT	

Kelley, Ken (75.50)

Year	1st	2nd	3rd	4th	Total	Finish	Money
1984	74	77			151	CUT	

Kelley, George (72.33)

Year	1st	2nd	3rd	4th	Total	Finish	Money
1974	72	72	72	73	289	T63	$450.00
1976	71	74			145	CUT	
						Total	**$450.00**

Kelly, Jerry (71.48)

Year	1st	2nd	3rd	4th	Total	Finish	Money
1996	71	70	72	79	292	T73	$2,268.00
1997	75	70	70	77	292	T69	3,000.00
1998	78				78	W/D	
1999	77	76			153	CUT	
2001	72	72	73	71	288	T56	7,770.00
2002	65	70	70	71	276	T7	112,875.00
2003	72	71			143	CUT	
2004	71	69	72	70	282	T32	26,670.00
2006	73	72			145	CUT	
2007	67	70	69	68	274	T9	189,000.00
2008	72	70	71	67	280	T19	84,840.00
2009	72	74	76	66	288	T52	17,400.00
2010	74	73			147	CUT	
2011	69	69	65		203	T24	61,900.00
2012	76	76			152	CUT	
2013	71	72			143	CUT	
2014	74	68	68	71	281	T38	32,000.00
						Total	**$537,723.00**

Kelly, Paul (73.50)

Year	1st	2nd	3rd	4th	Total	Finish	Money
1967	72	73	72	73	290	64	
1969	73	78			151	CUT	

Kelly, Troy (71.75)

Year	1st	2nd	3rd	4th	Total	Finish	Money
2012	74	66	74	73	287	T54	$18,000.00
						Total	**$18,000.00**

Kendall, Skip (71.53)

Year	1st	2nd	3rd	4th	Total	Finish	Money
1993	73	72	72	75	292	T44	$2,890.00
1995	79	81			160	DQ	
1997	73	72	69	70	284	T27	10,425.00
1999	79	71			150	CUT	
2000	67	68	72	80	287	T33	14,866.66
2001	72	70	69	70	281	T19	39,500.00
2002	70	72	70	69	281	T25	25,593.75
2003	68	66	70	70	274	T4	196,875.00
2004	68	71	68	76	283	T42	15,807.27
2005	70	70			140	W/D	
						Total	**$305,957.68**

Kennedy, John (74.00)

Year	1st	2nd	3rd	4th	Total	Finish	Money
1968	77	75			152	CUT	
1971	78	67	73	74	292	T70	$333.00
						Total	**$333.00**

Kern, Ben (74.50)

Year	1st	2nd	3rd	4th	Total	Finish	Money
1971	76	75			151	CUT	
1972	75	75			150	CUT	
1973	70	76			146	CUT	

Kestner, Darrell (74.62)

Year	1st	2nd	3rd	4th	Total	Finish	Money
1983	76	72			148	CUT	
1988	77	77			154	CUT	
1989	71	72	80	76	299	T68	$2,030.00
1995	77	75			152	CUT	
1996	74	76			150	CUT	
1998	74	71	70		215	T47	4,623.43
2000	76	76			152	CUT	
2004	75	72			147	CUT	
2006	75	75			150	CUT	
						Total	**$6,653.43**

Kiely, Jim (79.00)

Year	1st	2nd	3rd	4th	Total	Finish	Money
1982	78	80			158	CUT	

Kim, Anthony (70.29)

Year	1st	2nd	3rd	4th	Total	Finish	Money
2007	68	68	71	70	277	T17	$101,500.00
2008	70	67	72	70	279	T12	129,000.00
2009	75	71	71	71	288	T52	17,400.00
2010	73	75			148	CUT	
2011	68	67	68		203	T24	61,900.00
						Total	**$309,800.00**

Kimball, Karl (72.50)

Year	1st	2nd	3rd	4th	Total	Finish	Money
1991	75	70			145	CUT	

King, Jim (72.17)

Year	1st	2nd	3rd	4th	Total	Finish	Money
1968	75	68	71	73	287	T55	
1973	72	74			146	CUT	

Kirk, Chris (71.00)

Year	1st	2nd	3rd	4th	Total	Finish	Money
2011	71	68			139	CUT	
2012	68	71	76	71	286	T46	$21,080.00
2013	72	72			144	CUT	
2014	71	68	73	71	283	T53	18,520.00
						Total	**$39,600.00**

Kisner, Kevin (72.50)

Year	1st	2nd	3rd	4th	Total	Finish	Money
2014	73	72			145	CUT	

Kite, Chris (77.50)

Year	1st	2nd	3rd	4th	Total	Finish	Money
1994	82	73			155	CUT	

Kite, Tom (70.52)

Year	1st	2nd	3rd	4th	Total	Finish	Money
1972	71	72	72	70	285	T32	$1,425.00
1973	70	65	72	70	277	T12	4,687.50
1974	69	77			146	CUT	
1975	71	72	70	69	282	T21	2,257.14
1976	72	71	66	70	279	T17	3,750.00
1977	71	67	72	71	281	T16	4,350.00
1978	68	70	74	69	281	T23	2,480.00
1979	69	67	74	70	280	6	14,400.00
1980	67	71	71	73	282	T20	4,035.00
1981	73	65	68	74	280	T6	12,520.00
1982	66	64	68	68	266	T2	35,200.00
1983	72	71	73	67	283	T10	9,975.00
1984	70	66	68	72	276	T6	17,375.00
1985	75	69	74	68	286	T30	3,037.66
1988	72	74			146	CUT	
1989	70	67	72	70	279	T5	35,125.00
1992	70	70	67	71	278	T6	33,500.00
1993	68	71	75	70	284	T10	25,000.00
1994	68	74	64	73	279	15	21,600.00
1996	72	71	72	71	286	T31	6,520.00
1998	71	78			149	CUT	
1999	79	70			149	CUT	
2005	74	75			149	CUT	
						Total	**$237,237.30**

Klauk, Jeff (75.50)

Year	1st	2nd	3rd	4th	Total	Finish	Money
2009	74	77			151	CUT	

Klein, Jeff (74.50)

Year	1st	2nd	3rd	4th	Total	Finish	Money
2003	78	71			149	CUT	

Klein, Mike (77.00)

Year	1st	2nd	3rd	4th	Total	Finish	Money
1981	76	78			154	CUT	

Kletcke, Bob (74.50)

Year	1st	2nd	3rd	4th	Total	Finish	Money
1967	72	77			149	CUT	

Knight, Darrell (77.00)

Year	1st	2nd	3rd	4th	Total	Finish	Money
1988	79	75			154	CUT	

Knost, Colt (74.00)

Year	1st	2nd	3rd	4th	Total	Finish	Money
2012	69	79			148	CUT	

Knox, Kenny (73.03)

Year	1st	2nd	3rd	4th	Total	Finish	Money
1982	69	75			144	CUT	
1984	73	73			146	CUT	
1985	73	70	81	73	297	T70	$990.00
1986	71	69	72	70	282	T12	12,150.00
1987	71	74	69	72	286	T35	2,832.86
1988	76	73			149	CUT	
1989	66	70	74	77	287	T36	4,710.00
1990	69	71	71	70	281	T24	7,566.67
1991	73	75			148	CUT	
1992	78	71			149	CUT	
1993	78	78			156	CUT	
1994	76	79			155	CUT	
1995	75	74			149	CUT	
						Total	**$28,249.53**

Knox, Russell (70.25)

Year	1st	2nd	3rd	4th	Total	Finish	Money
2014	67	69	74	71	281	T38	$32,000.00
						Total	**$32,000.00**

Knudson, George (73.83)

Year	1st	2nd	3rd	4th	Total	Finish	Money
1967	76				76	W/D	
1970	79				79	W/D	
1975	73	71	73	71	288	T54	$562.66
						Total	**$562.66**

Koch, Gary (72.73)

Year	1st	2nd	3rd	4th	Total	Finish	Money
1976	70	75			145	CUT	
1977	73	70	75	72	290	T56	$637.50
1978	75	70			145	CUT	
1979	74	75			149	CUT	
1980	74	74			148	CUT	
1982	71	73			144	CUT	
1983	75	69	70	69	283	T10	9,975.00
1984	74	72			146	CUT	
1985	72	73	73	70	288	T42	1,900.00
1986	71	74	73	72	290	T56	1,326.00
1990	77	77			154	CUT	
						Total	**$13,838.50**

Kochan, Tom (75.50)

Year	1st	2nd	3rd	4th	Total	Finish	Money
1969	77	74			151	CUT	

Kokrak, Jason (70.13)

Year	1st	2nd	3rd	4th	Total	Finish	Money
2013	70	69	70	67	276	T9	$208,000.00
2014	70	71	71	73	285	T61	17,120.00
						Total	**$225,120.00**

Kraft, Greg (72.85)

Year	1st	2nd	3rd	4th	Total	Finish	Money
1992	67	71	74	76	288	T50	$2,362.50
1993	75	77			152	CUT	
1994	73	74			147	CUT	
1995	75	73			148	CUT	
1996	71	68	72	71	282	T11	25,440.00
1997	74	71	75	70	290	T63	3,165.00
1998	69	73	68		210	T12	35,280.00
1999	76	73			149	CUT	
2000	68	76	75	74	293	T68	6,060.00
2001	76	75			151	CUT	
2002	74	76			150	CUT	
2008	76	68			144	CUT	
						Total	**$72,307.50**

Krak, Mike (74.50)

Year	1st	2nd	3rd	4th	Total	Finish	Money
1967	73	70	76	79	298	78	
1969	75	75			150	CUT	
1971	73	74			147	CUT	
1972	73	77			150	CUT	
1973	78	71			149	CUT	

Kratzert, Billy (72.08)

Year	1st	2nd	3rd	4th	Total	Finish	Money
1976	73	72			145	CUT	
1977	69	68	71	72	280	T13	$5,400.00
1978	71	72	67	67	277	4	14,100.00
1979	73	71	74	69	287	T35	1,930.00
1980	74	67	71	72	284	T29	2,600.00
1981	69	74	71	75	289	T40	1,365.60
1983	78	74			152	CUT	
1984	74	72			146	CUT	
1986	74	78			152	CUT	
1987	73	69	71	74	287	T42	2,160.00
1988	73	71	66	72	282	T12	13,300.00
1994	77	75			152	CUT	
1995	75	75			150	CUT	
						Total	**$40,855.60**

Krenkel, Charlie (71.50)

Year	1st	2nd	3rd	4th	Total	Finish	Money
1982	70	73			143	CUT	

Kresge, Cliff (71.00)

Year	1st	2nd	3rd	4th	Total	Finish	Money
2003	69	71	72	70	282	T34	$27,625.00
2004	72	71			143	CUT	
2007	69	70	72	72	283	T54	15,890.00
2008	70	74			144	CUT	
						Total	**$43,515.00**

Kribel, Joel (75.25)

Year	1st	2nd	3rd	4th	Total	Finish	Money
1999	75	72			147	CUT	
2003	75	79			154	CUT	

Krueger, Gary (73.50)

Year	1st	2nd	3rd	4th	Total	Finish	Money
1984	73	74			147	CUT	

Kuboya, Kenichi (71.25)

Year	1st	2nd	3rd	4th	Total	Finish	Money
2003	72	67	73	73	285	T49	$12,340.00
						Total	**$12,340.00**

Kuchar, Matt (70.16)

Year	1st	2nd	3rd	4th	Total	Finish	Money
2002	74	81			155	CUT	
2003	69	71	70	74	284	T43	$16,033.34
2004	76	68			144	CUT	
2007	69	68	69	74	280	T35	33,775.00
2008	74	70			144	CUT	
2009	68	73	68	75	284	T28	53,250.00
2010	68	69	69	66	272	1	1,350,000.00
2011	63	65	68		196	2	864,000.00
2012	72	68	73	72	285	T38	32,000.00
2013	66	65	70	78	279	T19	93,600.00
2014	68	70	68	67	273	T5	292,000.00
						Total	**$2,734,658.34**

Kudysch, John (78.25)

Year	1st	2nd	3rd	4th	Total	Finish	Money
1979	79	78			157	CUT	
1984	78	78			156	CUT	

Kuehne, Hank (72.75)

Year	1st	2nd	3rd	4th	Total	Finish	Money
2003	75	69			144	CUT	
2005	74	73			147	CUT	

Kulzer, Keith (76.50)

Year	1st	2nd	3rd	4th	Total	Finish	Money
1991	75	73			148	CUT	
1992	79	79			158	CUT	

Kunes, Joe (77.00)

Year	1st	2nd	3rd	4th	Total	Finish	Money
1977	82	76			158	CUT	
1979	77	73			150	CUT	

Kuramoto, Massy (73.67)

Year	1st	2nd	3rd	4th	Total	Finish	Money
1983	73	76			149	CUT	
1993	70	76	70	77	293	T52	$2,360.00
						Total	**$2,360.00**

LaBelle II, Doug (70.25)

Year	1st	2nd	3rd	4th	Total	Finish	Money
2007	69	73	71	68	281	T41	$24,500.00
						Total	**$24,500.00**

Labritz, Rob (76.25)

Year	1st	2nd	3rd	4th	Total	Finish	Money
2001	75	81			156	CUT	
2002	73	76			149	CUT	

Ladehoff, Greg (73.92)

Year	1st	2nd	3rd	4th	Total	Finish	Money
1986	79	76			155	CUT	
1987	76	69	70	72	287	T42	$2,160.00
1988	72	74			146	CUT	
1989	76				76	W/D	
1991	69	72	77	79	297	70	2,000.00
						Total	**$4,160.00**

Laird, Martin (70.74)

Year	1st	2nd	3rd	4th	Total	Finish	Money
2008	70	69	72	67	278	T7	$203,700.00
2010	69	67	65	71	272	2	810,000.00
2011	71	67	69		207	T58	17,520.00
2012	70	68	77	77	292	T71	15,760.00
2013	74	68	77	76	295	T72	15,520.00
						Total	**$1,062,500.00**

Lamely, Derek (72.50)

Year	1st	2nd	3rd	4th	Total	Finish	Money
2010	74	71			145	CUT	

Lamontagne, Steve (72.50)

Year	1st	2nd	3rd	4th	Total	Finish	Money
1990	71	71	70	74	286	T59	$2,140.00
1992	78	75			153	CUT	
1993	74	73	71	68	286	T16	14,500.00
1994	75	70			145	CUT	
						Total	**$16,640.00**

Lamore, Tom (79.00)

Year	1st	2nd	3rd	4th	Total	Finish	Money
1984	79	79			158	CUT	

Lancaster, Neal (72.30)

Year	1st	2nd	3rd	4th	Total	Finish	Money
1990	72	71	73	73	289	T76	$1,850.00
1991	73	70	71	78	292	66	2,080.00
1992	72	72	72	72	288	T50	2,362.50
1993	75	76			151	CUT	
1994	72	75			147	CUT	
1996	68	75	73	72	288	T43	3,506.40
1997	71	72	72	73	288	T51	3,610.00
1999	70	70	71	74	285	T41	9,250.00
2001	77	76			153	CUT	
2002	69	70	73	76	288	T64	7,210.00
2003	73	70			143	CUT	
2004	70	71	70	71	282	T32	26,670.00
2005	72	71	70	74	287	T32	30,475.00
						Total	**$87,013.90**

Landrum, Ralph (75.00)

Year	1st	2nd	3rd	4th	Total	Finish	Money
1984	70	76			146	CUT	
1985	77	77			154	CUT	

Langer, Bernhard (72.58)

Year	1st	2nd	3rd	4th	Total	Finish	Money
1988	74	69	76	72	291	T54	$1,589.00
1998	75	73			148	CUT	
2002	70	74			144	CUT	
2006	70	73	74	71	288	T47	14,969.17
						Total	**$16,558.17**

Langham, Franklin (72.69)

Year	1st	2nd	3rd	4th	Total	Finish	Money
1996	78	75			153	CUT	
1998	71	75	73		219	T72	$3,474.00
2002	71	71	74	72	288	T64	7,210.00
2005	73	71	68	73	285	T19	74,750.00
						Total	**$85,434.00**

Langley, Jim (76.75)

Year	1st	2nd	3rd	4th	Total	Finish	Money
1968	76	78			154	CUT	
1969	73	80			153	CUT	

Langley, Scott (71.00)

Year	1st	2nd	3rd	4th	Total	Finish	Money
2013	72	69	76	71	288	T62	$17,120.00
2014	70	68	76	66	280	T30	46,500.00
						Total	**$63,620.00**

Lankford, Jeffrey (79.00)

Year	1st	2nd	3rd	4th	Total	Finish	Money
1988	81	77			158	CUT	

Laoretti, Larry (74.25)

Year	1st	2nd	3rd	4th	Total	Finish	Money
1971	75	70	74	78	297	79	$333.00
						Total	**$333.00**

Lardon, Brad (77.00)

Year	1st	2nd	3rd	4th	Total	Finish	Money
1991	73	79			152	CUT	
1994	78	81			159	CUT	
2005	79	72			151	CUT	

Laudien, Mike (78.50)

Year	1st	2nd	3rd	4th	Total	Finish	Money
2001	80	77			157	CUT	

Lauretti, Mario (78.50)

Year	1st	2nd	3rd	4th	Total	Finish	Money
1969	77	80			157	CUT	

Laycock, Scott (72.00)

Year	1st	2nd	3rd	4th	Total	Finish	Money
2003	73	71			144	CUT	

Leaney, Stephen (72.18)

Year	1st	2nd	3rd	4th	Total	Finish	Money
2004	73	67	73	71	284	T53	$12,285.00
2005	72	73	68	74	287	T32	30,475.00
2006	73	74			147	CUT	
2007	76				76	W/D	
						Total	**$42,760.00**

Lee, Dong-hwan (73.50)

Year	1st	2nd	3rd	4th	Total	Finish	Money
2013	75	72			147	CUT	

Lee, Danny (70.25)

Year	1st	2nd	3rd	4th	Total	Finish	Money
2014	67	71	70	73	281	T38	$32,000.00
						Total	**$32,000.00**

Lee, David (75.00)

Year	1st	2nd	3rd	4th	Total	Finish	Money
1970	75	75			150	CUT	

Lee, Richard (72.00)

Year	1st	2nd	3rd	4th	Total	Finish	Money
2013	75	69			144	CUT	

Lee, Stan (73.75)

Year	1st	2nd	3rd	4th	Total	Finish	Money
1978	72	75			147	CUT	
1979	72	74	71	73	290	T50	$950.86
1980	78	75			153	CUT	
						Total	**$950.86**

Leggatt, Ian (71.06)

Year	1st	2nd	3rd	4th	Total	Finish	Money
2001	70	69	71	73	283	T32	$19,810.00
2002	69	68	67	71	275	T5	133,000.00
2005	68	73	71	75	287	T32	30,475.00
2006	73	70	73	76	292	T63	12,190.00
						Total	**$195,475.00**

Legrange, Cobie (73.50)

Year	1st	2nd	3rd	4th	Total	Finish	Money
1967	74	74			148	CUT	
1968	73	73			146	CUT	

Lehmann, Ted (73.75)

Year	1st	2nd	3rd	4th	Total	Finish	Money
1987	72	74	72	77	295	T71	$1,182.00
						Total	**$1,182.00**

Lehman, Tom (70.60)

Year	1st	2nd	3rd	4th	Total	Finish	Money
1984	70	76			146	CUT	
1985	74	71	72	72	289	T44	$1,554.00
1993	74	69	70	69	282	T5	38,000.00
1995	70	72	73	68	283	T14	21,000.00
1996	71	71	67	70	279	T2	79,200.00
1998	67	72	65		204	3	122,400.00
1999	75	66	72	71	284	T35	12,062.50
2000	72	73			145	CUT	
2001	72	68	72		212	DQ	
2002	68	72	68	68	276	T7	112,875.00
2003	71	70	68	66	275	T8	145,000.00
2004	71	71			142	CUT	
2006	68	71	75	69	283	T18	69,985.72
2007	71	74			145	CUT	
2008	71	73			144	CUT	
						Total	**$602,077.22**

Leishman, Marc (72.06)

Year	1st	2nd	3rd	4th	Total	Finish	Money
2009	74	77			151	CUT	
2010	70	70	71	71	282	T36	$30,784.09
2011	69	68	67		204	T32	39,781.82
2012	77	70			147	CUT	
2013	72	70	75	77	294	71	15,840.00
2014	75	72			147	CUT	
						Total	**$86,405.91**

Leonard, Jeff (74.00)

Year	1st	2nd	3rd	4th	Total	Finish	Money
1995	71	77			148	CUT	

Leonard, Justin (71.18)

Year	1st	2nd	3rd	4th	Total	Finish	Money
1999	71	70	66	75	282	T22	$23,208.33
2001	69	75	72	72	288	T56	7,770.00
2005	72	71	67	71	281	T7	173,218.75
2006	72	70	68	75	285	T29	35,773.21
2007	73	73			146	CUT	
2008	70	70	71	67	278	T7	203,700.00
2009	68	75	72	70	285	T31	39,900.00
2010	71	71	71	69	282	T36	30,784.09
2013	74	74			148	CUT	
2014	76	69			145	CUT	
						Total	**$514,354.38**

Lesher, Greg (73.50)

Year	1st	2nd	3rd	4th	Total	Finish	Money
1992	75	72			147	CUT	

Leslie, Perry (74.67)

Year	1st	2nd	3rd	4th	Total	Finish	Money
1975	74	77			151	CUT	
1976	72	75			147	CUT	
1977	69	81			150	CUT	

Leslie, Tim (78.25)

Year	1st	2nd	3rd	4th	Total	Finish	Money
1970	79	79			158	CUT	
1972	77	78			155	CUT	

Letellier, Ron (75.43)

Year	1st	2nd	3rd	4th	Total	Finish	Money
1968	76	73			149	CUT	
1971	77	69			146	CUT	
1972	80	74			154	CUT	
1976	79				79	W/D	

Letzig, Michael (72.60)

Year	1st	2nd	3rd	4th	Total	Finish	Money
2008	77	73			150	CUT	
2009	69				69	W/D	
2010	72	72			144	CUT	

Levenson, Gavan (73.25)

Year	1st	2nd	3rd	4th	Total	Finish	Money
1984	73	69	76	75	293	T65	$1,040.00
						Total	**$1,040.00**

Levet, Thomas (73.00)

Year	1st	2nd	3rd	4th	Total	Finish	Money
2003	74	72			146	CUT	

Levi, Wayne (71.66)

Year	1st	2nd	3rd	4th	Total	Finish	Money
1977	70	75	68	72	285	T30	$1,863.00
1979	75	70	71	72	288	T41	1,440.00
1980	74	72			146	CUT	
1981	71	75	74	78	298	70	800.00
1982	70	65	67	68	270	T4	17,600.00
1983	72	75	71	65	283	T10	9,975.00
1984	65	71	75	71	282	T25	3,816.66
1985	72	71	65	73	281	T7	15,583.33
1986	74	66	72	74	286	T33	3,390.00
1987	73	68	71	71	283	T17	8,700.00
1988	71	70	77	71	289	T48	1,806.00
1990	70	72	81		223	W/D	
1991	71	72	67	67	277	T5	36,500.00
1992	73	71	68	73	285	T34	5,160.00
1993	71	74	78	78	301	69	2,020.00
1994	66	74	74	71	285	T50	2,922.00
1995	73	69	70	75	287	T36	5,775.00
1996	73	71	72	73	289	T53	2,714.67
1999	74	76			150	CUT	
						Total	**$120,065.66**

Levin, Don (73.67)

Year	1st	2nd	3rd	4th	Total	Finish	Money
1981	76	81			157	CUT	
1982	69	72	70	74	285	T67	$816.00
						Total	**$816.00**

Levin, Spencer (72.75)

Year	1st	2nd	3rd	4th	Total	Finish	Money
2005	80	74			154	CUT	
2010	72	69	73	73	287	T64	$15,675.00
2011	69	72			141	CUT	
						Total	**$15,675.00**

Levinson, John (75.50)

Year	1st	2nd	3rd	4th	Total	Finish	Money
1970	77	74			151	CUT	

Lewis, J.L. (71.74)

Year	1st	2nd	3rd	4th	Total	Finish	Money
1995	73	71	71	77	292	T60	$2,592.00
1998	73	74			147	CUT	
1999	75	65	73	73	286	T46	6,587.50
2001	72	71	69	69	281	T19	39,500.00
2002	73				73	W/D	
2003	68	68	70	69	275	T8	145,000.00
2004	73	72			145	CUT	
2005	69	73	72	75	289	T46	15,939.00
2006	74	75			149	CUT	
						Total	**$209,618.50**

Lewis, Jack (71.50)

Year	1st	2nd	3rd	4th	Total	Finish	Money
1970	69	69	70	73	281	T23	$2,110.00
1971	70	73	69	73	285	T36	1,143.00
1973	74	75			149	CUT	
						Total	**$3,253.00**

Lewis, Jeff (76.25)

Year	1st	2nd	3rd	4th	Total	Finish	Money
1986	75	75			150	CUT	
1987	80	75			155	CUT	
						Total	

Lichardus, Babe (72.00)

Year	1st	2nd	3rd	4th	Total	Finish	Money
1967	72	70	74	72	288	T47	$179.17
						Total	**$179.17**

Lickliter II, Frank (72.35)

Year	1st	2nd	3rd	4th	Total	Finish	Money
1996	73	73			146	CUT	
1997	76	68	72	75	291	T67	$3,075.00
1998	75	70	76		221	78	3,312.00
2000	74	77			151	CUT	
2006	70	67	77	73	287	T42	20,125.00
2007	71	69	70	71	281	T41	24,500.00
2008	71	71	71	74	287	64	14,840.00
						Total	**$65,852.00**

Liebler, Steven (71.13)

Year	1st	2nd	3rd	4th	Total	Finish	Money
1984	70	73	65	77	285	T41	$1,850.00
1985	71	73	69	71	284	T20	5,620.00
						Total	**$7,470.00**

Lietzke, Bruce (70.96)

Year	1st	2nd	3rd	4th	Total	Finish	Money
1975	70	71	66	67	274	4	$11,750.00
1976	65	74	73	69	281	T33	1,551.43
1977	75	69	68	70	282	T20	3,300.00
1978	72	75			147	CUT	
1979	76	68	69	72	285	T23	3,371.42
1980	67	72	69	73	281	T17	6,000.00
1981	75	72			147	CUT	
1991	75	73			148	CUT	
						Total	**$25,972.85**

Lindsey, Pat (74.08)

Year	1st	2nd	3rd	4th	Total	Finish	Money
1981	75	76			151	CUT	
1983	75				75	W/D	
1984	73	72			145	CUT	
1985	72	75			147	CUT	
1986	75	69	72	77	293	T69	$1,206.00
1987	75	77			152	CUT	
						Total	**$1,206.00**

Lingmerth, David (78.00)

Year	1st	2nd	3rd	4th	Total	Finish	Money
2013	78				78	W/D	

Lister, John (73.36)

Year	1st	2nd	3rd	4th	Total	Finish	Money
1972	75	77			152	CUT	
1974	68	72	70	72	282	T26	$1,701.44
1976	72	72			144	CUT	
1977	75	70	75	75	295	T73	
1978	74	80			154	CUT	
						Total	**$1,701.44**

Littler, Gene (70.55)

Year	1st	2nd	3rd	4th	Total	Finish	Money
1967	75	68	70	69	282	T18	$3,375.00
1968	71	71	71	69	282	T23	2,034.72
1969	74	73			147	CUT	
1970	68	71	69	72	280	T17	3,125.00
1973	68	69	71	66	274	T5	9,083.33
1974	74	70	68	68	280	T16	3,500.00
1975	68	68	69	66	271	1	50,000.00
1976	70	69	69	71	279	T17	3,750.00
1977	77	73			150	CUT	
1979	75	71	69	71	286	T30	2,484.00
1980	77	73			150	CUT	
						Total	**$77,352.05**

Lively, John (72.63)

Year	1st	2nd	3rd	4th	Total	Finish	Money
1968	70	70	73	69	282	T23	$2,034.73
1969	74	72			146	CUT	
1970	78	75			153	CUT	
						Total	**$2,034.73**

Loeffler, Bill

Year	1st	2nd	3rd	4th	Total	Finish	Money

Loesch, Rod (74.00)

Year	1st	2nd	3rd	4th	Total	Finish	Money
1982	72	76			148	CUT	

Lohr, Bob (73.33)

Year	1st	2nd	3rd	4th	Total	Finish	Money
1985	77	75			152	CUT	
1986	78	71			149	CUT	
1987	73	70	69	76	288	T46	$1,800.00
1988	75	70	69	73	287	T36	3,084.25
1989	71	74			145	CUT	
1993	74	76			150	CUT	
1995	75	74			149	CUT	
						Total	**$4,884.25**

Lohren, Carl (74.63)

Year	1st	2nd	3rd	4th	Total	Finish	Money
1973	70	72	77	78	297	70	$375.00
1975	76	75			151	CUT	
1976	76	73			149	CUT	
						Total	**$375.00**

Lonard, Peter (71.25)

Year	1st	2nd	3rd	4th	Total	Finish	Money
2002	71	68	69	70	278	T9	$94,500.00
2003	72	66	71	70	279	T22	45,071.43
2004	67	74	72	70	283	T42	15,807.28
2006	73	67	71	75	286	T36	26,497.91
2007	75	76			151	CUT	
2008	73	75			148	CUT	
						Total	**$181,876.62**

Long, Michael (71.50)

Year	1st	2nd	3rd	4th	Total	Finish	Money
2005	72	71	71	72	286	T22	$48,012.50
						Total	**$48,012.50**

Longo, Joe (78.00)

Year	1st	2nd	3rd	4th	Total	Finish	Money
1972	78				78	W/D	

Lott, Lyn (72.54)

Year	1st	2nd	3rd	4th	Total	Finish	Money
1974	70	75			145	CUT	
1975	71	68	68	73	280	T14	$4,125.00
1976	74	70			144	CUT	
1977	72	69	74	71	286	T35	1,385.62
1980	71	75			146	CUT	
1981	75	73			148	CUT	
1982	66	74	74	69	283	T57	880.00
1983	79	80			159	CUT	
1984	77	73			150	CUT	
						Total	**$6,390.62**

Lotz, Dick (72.29)

Year	1st	2nd	3rd	4th	Total	Finish	Money
1969	71	71	69	70	281	T8	$7,062.50
1970	72	72	71	73	288	T64	312.50
1971	74	76			150	CUT	
1972	72	72	70	72	286	T38	1,083.33
1973	71	76			147	CUT	
1974	74	78			152	CUT	
1975	68	82			150	CUT	
1976	69	71	72	69	281	T33	1,551.43
						Total	**$10,009.76**

Lotz, John (74.20)

Year	1st	2nd	3rd	4th	Total	Finish	Money
1970	77				77	DQ	
1971	68	76	72	78	294	T75	$333.00
						Total	**$333.00**

Loustalot, Tim (73.71)

Year	1st	2nd	3rd	4th	Total	Finish	Money
1995	74	74			148	CUT	
1998	73	70	73		216	T54	$4,032.00
1999	79	73			152	CUT	
						Total	**$4,032.00**

Love III, Davis (71.00)

Year	1st	2nd	3rd	4th	Total	Finish	Money
1991	76	71			147	CUT	
1992	70	71	71	68	280	T14	$16,500.00
1994	71	71	69	72	283	T38	5,040.00
1998	73	68	70		211	T17	23,554.28
2000	66	74	74	73	287	T33	14,866.67
2002	71	69	72	74	286	T55	7,910.00
2004	68	71	70	72	281	T28	36,487.50
2007	69	69	72	71	281	T41	24,500.00
2009	70	75	72	70	287	T46	20,400.00
2010	67	74	72	68	281	T31	44,475.00
2011	71	68			139	CUT	
2012	76	72			148	CUT	
						Total	**$193,733.45**

Lowery, Steve (72.03)

Year	1st	2nd	3rd	4th	Total	Finish	Money
1988	71	73	77	72	293	T62	$1,484.00
1993	76	72			148	CUT	
1995	73	70	66	74	283	T14	21,000.00
1997	76	70			146	CUT	
1998	66	72	70		208	9	52,200.00
1999	72	73	73	71	289	T66	5,100.00
2000	70	69	69	72	280	10	81,000.00
2001	73	72			145	CUT	
2004	69	70	72	71	282	T32	26,670.00
2005	79	70			149	CUT	
2006	77	73			150	CUT	
2008	73	75			148	CUT	
						Total	**$187,454.00**

Lum, Wren (81.00)

Year	1st	2nd	3rd	4th	Total	Finish	Money
1977	82	80			162	CUT	

Lunde, Bill (71.56)

Year	1st	2nd	3rd	4th	Total	Finish	Money
2009	70	73	71	76	290	T64	$15,750.00
2010	74	76			150	CUT	
2011	69	69	66		204	T32	39,781.81
						Total	**$55,531.81**

Lundstrom, David (74.55)

Year	1st	2nd	3rd	4th	Total	Finish	Money
1976	82				82	W/D	
1979	76	71			147	CUT	
1981	71	75	75	69	290	T50	$945.00
1985	75	76			151	CUT	
1986	76	74			150	CUT	
						Total	**$945.00**

Lunn, Bob (71.82)

Year	1st	2nd	3rd	4th	Total	Finish	Money
1967	74	71	76	71	292	T67	
1968	70	71	68	70	279	T14	$4,250.00
1969	68	73	74	73	288	T48	520.48
1970	73	74			147	CUT	
1971	70	72	71	70	283	T22	2,041.67
1973	71	67	69	74	281	T30	1,662.50
1976	73	72			145	CUT	
1977	78	71			149	CUT	
1987	73	74			147	CUT	
						Total	**$8,474.65**

Lusk, James (80.50)

Year	1st	2nd	3rd	4th	Total	Finish	Money
1999	85	76			161	CUT	

Lye, Mark (71.43)

Year	1st	2nd	3rd	4th	Total	Finish	Money
1980	72	66	72	68	278	T7	$11,640.00
1981	72	70	74	69	285	T27	3,020.00
1982	68	66	71	73	278	T26	2,960.00
1983	76	73			149	CUT	
1984	71	70	66	72	279	T15	8,750.00
1985	69	73	75	72	289	T44	1,554.00
1986	74	69	73	71	287	T36	2,826.00
1987	76	70	70	74	290	T52	1,392.00
1988	73	71	73	71	288	T44	2,240.00
1989	66	70	71	73	280	T9	27,000.00
1993	75	76			151	CUT	
1994	77	69			146	CUT	
						Total	**$61,382.00**

Lyford, Keith

Year	1st	2nd	3rd	4th	Total	Finish	Money
						Total	

Lyle, Sandy (72.64)

Year	1st	2nd	3rd	4th	Total	Finish	Money
1987	65	72	71	71	279	T7	$19,350.00
1988	74	74			148	CUT	
1989	73	75			148	CUT	
1996	76	73			149	CUT	
1998	75				75	W/D	
						Total	**$19,350.00**

Lynn, David (69.75)

Year	1st	2nd	3rd	4th	Total	Finish	Money
2013	71	65	69	74	279	T19	$93,600.00
						Total	**$93,600.00**

Lyons, Denny (73.00)

Year	1st	2nd	3rd	4th	Total	Finish	Money
1972	73	73			146	CUT	

Lytle, Bill (75.00)

Year	1st	2nd	3rd	4th	Total	Finish	Money
1981	72	78			150	CUT	

MacKenzie, Will (73.80)

Year	1st	2nd	3rd	4th	Total	Finish	Money
2005	75	74			149	CUT	
2006	72	70	76	78	296	T77	$10,522.50
2007	73	73			146	CUT	
2014	71	76			147	CUT	
						Total	**$10,522.50**

Magee, Andrew (72.70)

Year	1st	2nd	3rd	4th	Total	Finish	Money
1985	69	72	76	72	289	T44	$1,554.00
1986	72	67	71	70	280	T6	20,850.00
1987	70	74	73	77	294	T68	1,212.00
1988	76	71			147	CUT	
1989	69	76			145	CUT	
1990	70	70	71	74	285	T50	2,348.89
1991	70	70	75	74	289	T59	2,190.00
1993	81				81	W/D	
1996	77	75			152	CUT	
2003	71	71	71	71	284	T43	16,033.33
2005	75	78			153	CUT	
						Total	**$44,188.22**

Maggert, Jeff (71.39)

Year	1st	2nd	3rd	4th	Total	Finish	Money
1991	75	71			146	CUT	
1992	72	68	66	77	283	T26	$7,550.00
1993	71	68	74	78	291	T38	4,200.00
1994	72	72	64	69	277	T8	32,400.00
1996	74	68	68	69	279	T2	79,200.00
1997	67	69	66	68	270	2	162,000.00
1998	68	71	67		206	T5	68,400.00
1999	70	66	77	68	281	T18	33,750.00
2000	77	75			152	CUT	
2002	72	71	67	78	288	T64	7,210.00
2004	73	73			146	CUT	
2006	71	71	70	70	282	T15	97,750.00
2007	66	73	73	76	288	T72	13,580.00
2009	71	79			150	CUT	
2010	79				79	W/D	
2012	69	74	74	76	293	T73	15,440.00
2013	69	75			144	CUT	
						Total	**$521,480.00**

Maginnes, John (73.06)

Year	1st	2nd	3rd	4th	Total	Finish	Money
1996	75	69	72	68	284	T20	$13,980.00
1997	76	73			149	CUT	
1999	75	71			146	CUT	
2000	67	71	72	74	284	T19	36,360.00
2003	76	74			150	CUT	
2004	77	73			150	CUT	
2005	76	76			152	CUT	
						Total	**$50,340.00**

Mahaffey, John (71.53)

Year	1st	2nd	3rd	4th	Total	Finish	Money
1973	71	74			145	CUT	
1975	72	69	67	74	282	T21	$2,257.14
1976	71	70	69	67	277	T5	8,793.75
1977	73	72	67	71	283	T23	2,587.50
1978	68	72	72	75	287	T55	645.00
1979	72	72	75	68	287	T35	1,930.00
1980	70	66	73	70	279	T12	8,100.00
1983	73	70	75	68	286	T25	3,435.00
1989	71	72	74	75	292	T58	2,220.00
1990	71	73			144	CUT	
1991	75	70			145	CUT	
1993	74	75			149	CUT	
1994	71	73	68	70	282	T27	7,494.55
1996	78				78	W/D	
1997	72	74			146	CUT	
						Total	**$37,462.94**

Mahan, Hunter (70.27)

Year	1st	2nd	3rd	4th	Total	Finish	Money
2005	75	67	73	74	289	T46	$15,939.00
2006	69	69	75	74	287	T42	20,125.00
2007	70	69	62	76	277	T17	101,500.00
2008	62	73	74	73	282	T31	39,700.00
2009	72	72	68	70	282	T20	87,375.00
2010	70	71	69	71	281	T31	44,475.00
2011	68	69	68		205	T43	23,840.00
2012	73	74			147	CUT	
2013	69	68	72	71	280	T25	58,500.00
2014	66	71	68	65	270	1	1,440,000.00
						Total	**$1,831,454.00**

Makalena, Ted (73.17)

Year	1st	2nd	3rd	4th	Total	Finish	Money
1967	73	72	72	77	294	T70	
1968	75	70			145	CUT	

Mallinger, John (71.71)

Year	1st	2nd	3rd	4th	Total	Finish	Money
2007	68	72	74	74	288	T72	$13,580.00
2008	70	73	69	72	284	T48	17,400.00
2009	74	72	70	71	287	T46	20,400.00
2012	72	73			145	CUT	
						Total	**$51,380.00**

Mallon, Bill (74.50)

Year	1st	2nd	3rd	4th	Total	Finish	Money
1976	76	76			152	CUT	
1977	68	74	75	78	295	T73	

Maltbie, Roger (71.37)

Year	1st	2nd	3rd	4th	Total	Finish	Money
1976	75	70			145	CUT	
1978	73	74			147	CUT	
1980	69	68	70	71	278	T7	$11,640.00
1981	71	71	76	71	289	T40	1,365.60
1983	72	66	70	72	280	7	15,075.00
1984	70	72	70	70	282	T25	3,816.67
1985	70	63	72	70	275	1	90,000.00
1986	72	72	70	68	282	T12	12,150.00
1987	71	67	68	71	277	3	40,800.00
1988	72	74			146	CUT	
1989	74	72			146	CUT	
1990	70	71	73	72	286	T59	2,140.00
1991	67	75	64	75	281	T17	13,533.33
1992	75	72			147	CUT	
1993	75	72	77	74	298	68	2,040.00
1994	73	74			147	CUT	
1995	71	77			148	CUT	
						Total	**$192,560.60**

Mandes, Ted (74.00)

Year	1st	2nd	3rd	4th	Total	Finish	Money
1974	73	75			148	CUT	

Manero, Tony (80.00)

Year	1st	2nd	3rd	4th	Total	Finish	Money
1967	78				78	W/D	
1968	84	78			162	CUT	

Maness, Mark (76.00)

Year	1st	2nd	3rd	4th	Total	Finish	Money
1988	77	75			152	CUT	

Mann, Bob (72.25)

Year	1st	2nd	3rd	4th	Total	Finish	Money
1979	74	72	72	73	291	T57	$888.00
1980	72	68	72	75	287	T47	1,027.43
						Total	**$1,915.43**

Manolios, Nick (79.25)

Year	1st	2nd	3rd	4th	Total	Finish	Money
1988	80	76			156	CUT	
1989	77	84			161	CUT	

Marad, Dave (72.75)

Year	1st	2nd	3rd	4th	Total	Finish	Money
1971	73	70	76	72	291	T66	$333.00
						Total	**$333.00**

Marantz, Paul (77.50)

Year	1st	2nd	3rd	4th	Total	Finish	Money
2000	78	77			155	CUT	

Marino, Steve (71.13)

Year	1st	2nd	3rd	4th	Total	Finish	Money
2007	72	69	74	71	286	T69	$14,070.00
2008	71	75			146	CUT	
2009	65	71	68	77	281	T15	120,000.00
2010	70	73			143	CUT	
2011	72	65	74		211	71	15,840.00
						Total	**$149,910.00**

Marr, Dave (72.79)

Year	1st	2nd	3rd	4th	Total	Finish	Money
1967	74	77			151	CUT	
1968	77	74			151	CUT	
1969	75	70	68	71	284	T25	$1,887.50
1970	72	72	70	70	284	T41	835.72
1971	78				78	DQ	
1972	76	75			151	CUT	
1973	71	71	71	71	284	T44	775.00
						Total	**$3,498.22**

Marsh, Graham (72.67)

Year	1st	2nd	3rd	4th	Total	Finish	Money
1977	77	72			149	CUT	
1978	71	71	74	71	287	T55	$645.00
						Total	**$645.00**

Marshall, James (73.50)

Year	1st	2nd	3rd	4th	Total	Finish	Money
1974	75	72			147	CUT	

Marti, Fred (71.74)

Year	1st	2nd	3rd	4th	Total	Finish	Money
1967	75	66	72	67	280	T12	$4,937.50
1968	70	68	68	72	278	T11	5,500.00
1969	68	77	70	72	287	T43	765.00
1970	68	70	78	75	291	T77	312.50
1972	73	71	71	72	287	T44	705.00
1974	76	72			148	CUT	
1975	76	70			146	CUT	
1978	77				77	W/D	
1979	70	69	76	70	285	T23	3,371.43
1980	71	74			145	CUT	
						Total	**$15,591.43**

Martin, Ben (70.50)

Year	1st	2nd	3rd	4th	Total	Finish	Money
2014	66	76	70	70	282	T46	$21,394.29
						Total	**$21,394.29**

Martindale, Bill (73.33)

Year	1st	2nd	3rd	4th	Total	Finish	Money
1967	71	72	77		220	W/D	

Martin, Doug (72.81)

Year	1st	2nd	3rd	4th	Total	Finish	Money
1992	83	72			155	CUT	
1994	73	74			147	CUT	
1995	67	70	72	69	278	2	$129,600.00
1996	73	78			151	CUT	
1997	74	73			147	CUT	
1999	71	70	71	75	287	T54	5,625.00
						Total	**$135,225.00**

Martinez, Richard (73.25)

Year	1st	2nd	3rd	4th	Total	Finish	Money
1967	78	69			147	CUT	
1969	74	72			146	CUT	

Maruyama, Daisuke (73.25)

Year	1st	2nd	3rd	4th	Total	Finish	Money
2006	68	72	78	75	293	T66	$11,787.50
						Total	**$11,787.50**

Maruyama, Shigeki (71.80)

Year	1st	2nd	3rd	4th	Total	Finish	Money
2000	70	73	67	76	286	T29	$19,950.00
2001	75				75	W/D	
2003	67	69	74	71	281	T30	31,750.00
2004	74	69			143	CUT	
2006	73	74			147	CUT	
2007	72	73			145	CUT	
						Total	**$51,700.00**

Massengale, Don (72.81)

Year	1st	2nd	3rd	4th	Total	Finish	Money
1967	74	72			146	CUT	
1969	70	75	73	70	288	T48	$520.48
1970	72	72	70	68	282	T28	1,635.72
1971	78	77			155	CUT	
1972	71	76			147	CUT	
1973	75	72			147	CUT	
						Total	**$2,156.20**

Massengale, Rik (71.38)

Year	1st	2nd	3rd	4th	Total	Finish	Money
1971	75	75			150	CUT	
1973	69	75			144	CUT	
1974	71	70	72	73	286	T47	$657.60
1975	65	74	72	67	278	T9	6,000.00
1976	70	71	68	68	277	T5	8,793.75
1977	71	69	71	69	280	T13	5,400.00
1978	75	74			149	CUT	
1979	79	72			151	CUT	
1980	67	70	75	69	281	T17	6,000.00
1981	73	71	72	72	288	T36	1,925.00
						Total	**$28,776.35**

Masserio, Jim (72.50)

Year	1st	2nd	3rd	4th	Total	Finish	Money
1974	71	72	74	70	287	T52	$562.43
1975	74	73			147	CUT	
1976	74	72			146	CUT	
						Total	**$562.43**

Massey, Richard (74.00)

Year	1st	2nd	3rd	4th	Total	Finish	Money
2003	74	74			148	CUT	

Mast, Dick (72.68)

Year	1st	2nd	3rd	4th	Total	Finish	Money
1977	75	79			154	CUT	
1987	70	72	71	71	284	T21	$5,802.85
1988	71	68	68	73	280	T6	22,662.50
1989	66	68	71	81	286	T32	5,787.50
1991	76	71			147	CUT	
1992	79	73			152	CUT	
1993	73	76			149	CUT	
1995	71	76			147	CUT	
						Total	**$34,252.85**

Mathis, David (77.00)

Year	1st	2nd	3rd	4th	Total	Finish	Money
2009	79	75			154	CUT	

Matsuyama, Hideki (70.00)

Year	1st	2nd	3rd	4th	Total	Finish	Money
2014	68	70	72	70	280	T30	$46,500.00
						Total	**$46,500.00**

Matteson, Troy (71.05)

Year	1st	2nd	3rd	4th	Total	Finish	Money
2006	73	71			144	CUT	
2007	70	71	70	71	282	T48	$17,593.33
2008	75	69			144	CUT	
2009	71	71	69	71	282	T20	87,375.00
2010	71	69	70	72	282	T36	30,784.09
2011	72	67			139	CUT	
2012	68	73	76	73	290	T65	16,720.00
						Total	**$152,472.42**

Mattiace, Bob (77.00)

Year	1st	2nd	3rd	4th	Total	Finish	Money
1989	74	80			154	W/D	

Mattiace, Ken (76.50)

Year	1st	2nd	3rd	4th	Total	Finish	Money
1986	75	78			153	CUT	

Mattiace, Len (72.06)

Year	1st	2nd	3rd	4th	Total	Finish	Money
1993	75	72	75	73	295	T60	$2,180.00
1996	75	70	71	74	290	T62	2,520.00
1997	76	71			147	CUT	
1998	71	74	75		220	T76	3,366.00
1999	69	71	68	75	283	T28	16,267.85
2000	73	72			145	CUT	
2001	74	72			146	CUT	
2002	69	70	72	68	279	T12	66,500.00
2004	73	71			144	CUT	
2005	71	65	73	74	283	T12	112,700.00
2006	72	74			146	CUT	
						Total	**$203,533.85**

Individual Player Records

Mauney, Terry (73.70)

Year	1st	2nd	3rd	4th	Total	Finish	Money
1977	73	74			147	CUT	
1979	77	76			153	CUT	
1980	70	68	71	73	282	T20	$4,035.00
1981	78	77			155	CUT	
						Total	**$4,035.00**

Maxwell, Billy (72.32)

Year	1st	2nd	3rd	4th	Total	Finish	Money
1967	74	71	72	71	288	T47	$179.17
1968	70	72	77	71	290	T64	
1969	71	79			150	CUT	
1970	72	69	71	71	283	T35	1,270.83
1971	71	71	74	74	290	T62	333.33
1972	73	70	74	73	290	T57	416.67
						Total	**$2,200.00**

May, Bob (72.33)

Year	1st	2nd	3rd	4th	Total	Finish	Money
1994	72	70	77	71	290	T65	$2,508.00
2002	71	73			144	CUT	
						Total	**$2,508.00**

Mayer, Dick (72.83)

Year	1st	2nd	3rd	4th	Total	Finish	Money
1968	72	70	73	70	285	T43	$664.29
1971	75	77			152	CUT	
						Total	**$664.29**

Mayfair, Billy (72.18)

Year	1st	2nd	3rd	4th	Total	Finish	Money
1989	72	73			145	CUT	
1991	75	75			150	CUT	
1992	72	74			146	CUT	
1993	76	80			156	CUT	
2002	70	71	72	77	290	T73	$6,615.00
2003	71	69	70	73	283	T36	22,535.72
2004	68	68	76	78	290	75	9,975.00
2005	72	68	75	66	281	T7	173,218.75
2006	71	68	77	77	293	T66	11,787.50
2007	70	75			145	CUT	
2008	70	70	73	69	282	T31	39,700.00
2011	71	69			140	CUT	
2012	71	72	71	72	286	T46	21,080.00
						Total	**$284,911.97**

Mazur, Pete (83.00)

Year	1st	2nd	3rd	4th	Total	Finish	Money
1967	83				83	W/D	

Mazza, John (72.90)

Year	1st	2nd	3rd	4th	Total	Finish	Money
1979	74	72	72	72	290	T50	$950.86
1980	71	71	72	74	288	T54	908.00
1981	75	76			151	CUT	
						Total	**$1,858.86**

McBee, Rives (71.09)

Year	1st	2nd	3rd	4th	Total	Finish	Money
1967	76				76	W/D	
1968	69	66	70	71	276	T6	$9,000.00
1969	72	72	74	67	285	T31	1,428.13
1970	75	70			145	CUT	
						Total	**$10,428.13**

McCallister, Blaine (72.04)

Year	1st	2nd	3rd	4th	Total	Finish	Money
1982	70	73			143	CUT	
1986	73	76			149	CUT	
1988	70	75	72	74	291	T54	$1,589.00
1989	73	73			146	CUT	
1990	66	67	70	71	274	T5	38,000.00
1991	75	72			147	CUT	
1992	79	68			147	CUT	
1993	79	74			153	CUT	
1994	72	67	73	72	284	T44	3,628.00
1995	69	71	69	72	281	T8	33,600.00
1996	68	72	74	69	283	T16	18,600.00
1998	70	73	73		216	T54	4,032.00
1999	72	70	68	77	287	T54	5,625.00
2000	73	74			147	CUT	
2001	75	71			146	CUT	
2004	73	75			148	CUT	
						Total	**$105,074.00**

McCallister, Bob (70.88)

Year	1st	2nd	3rd	4th	Total	Finish	Money
1967	71	67	73	72	283	T22	$2,337.50
1968	69	71	72	72	284	T38	1,170.00
						Total	**$3,507.50**

McCarron, Scott (74.30)

Year	1st	2nd	3rd	4th	Total	Finish	Money
1995	77	73			150	CUT	
1996	73	73			146	CUT	
2000	70	80			150	CUT	
2008	73	75			148	CUT	
2009	76	73			149	CUT	

McComish, John (73.57)

Year	1st	2nd	3rd	4th	Total	Finish	Money
1983	76	80			156	CUT	
1986	70	73	73	74	290	T56	$1,326.00
1987	72	71	72	75	290	T52	1,392.00
1989	74	75			149	CUT	
1990	73	72			145	CUT	
						Total	**$2,718.00**

McConachie, Jack

McCord, Gary (72.13)

Year	1st	2nd	3rd	4th	Total	Finish	Money
1974	76	68	71	72	287	T52	$562.43
1975	74				74	W/D	
1976	70	68	70	74	282	T40	1,080.00
1979	77	69	73	72	291	T57	888.00
1980	73	75			148	CUT	
1982	72	66	71	70	279	T31	2,425.00
1983	78	73			151	CUT	
1984	68	72	67	69	276	T6	17,375.00
1985	76	73			149	CUT	
1986	75	73			148	CUT	
1987	73	78			151	CUT	
						Total	**$22,330.43**

McCullough, Mike (72.98)

Year	1st	2nd	3rd	4th	Total	Finish	Money
1973	74	74			148	CUT	
1974	73	73			146	CUT	
1975	77	73			150	CUT	
1976	74	76			150	CUT	
1977	72	73	71	73	289	T51	$705.00
1978	70	72	73	74	289	T62	555.00
1979	72	73	76	73	294	T71	788.00
1980	70	67	74	71	282	T20	4,035.00
1981	76	70	77	74	297	69	808.00
1983	70	74	78	73	295	T76	837.00
1984	70	71	73	72	286	T46	1,337.14
1985	72	70	68	73	283	T12	8,937.50
1986	77	71			148	CUT	
1987	78	74			152	CUT	
1988	73	73			146	CUT	
1995	68	71	73	82	294	71	2,376.00
						Total	**$20,378.64**

McCumber, Mark (71.90)

Year	1st	2nd	3rd	4th	Total	Finish	Money
1979	69	72	76	77	294	T71	$788.00
1980	69	71	73	71	284	T29	2,600.00
1981	74	70	73	72	289	T40	1,365.60
1982	71	71			142	CUT	
1983	71	69	71	68	279	T4	18,600.00
1984	70	76			146	CUT	
1986	69	73	76	72	290	T56	1,326.00
1988	73	70	73	70	286	T30	4,252.67
1991	71	71	73	74	289	T59	2,190.00
1992	74	74			148	CUT	
1993	73	73	71	74	291	T38	4,200.00
1994	69	72	70	71	282	T27	7,494.55
						Total	**$42,816.82**

McDougal, Ron (78.33)

Year	1st	2nd	3rd	4th	Total	Finish	Money
1992	82	83			165	CUT	
1993	75	76			151	CUT	
1996	77	77			154	CUT	

McDowell, Graeme (70.63)

Year	1st	2nd	3rd	4th	Total	Finish	Money
2005	73	71	67	76	287	T32	$30,475.00
2006	70	68	71	71	280	12	132,250.00
2011	72	65	68		205	T43	23,840.00
2012	75	71			146	CUT	
2013	71	72			143	CUT	
2014	70	68	71	72	281	T38	32,000.00
						Total	**$218,565.00**

McGee, Jerry (71.60)

Year	1st	2nd	3rd	4th	Total	Finish	Money
1968	73	78			151	CUT	
1969	74	75			149	CUT	
1970	68	71	72	74	285	T48	$414.28
1972	75	69	71	69	284	T24	1,893.75
1973	74				74	W/D	
1974	68	68	70	68	274	4	11,750.00
1975	73	72			145	CUT	
1976	71	70	66	73	280	T23	2,286.00
1977	70	73	70	78	291	T60	562.50
1978	70	68	75	73	286	T49	730.00
1979	71	67	74	72	284	T17	5,413.33
1980	72				72	W/D	
1981	71	72	71	75	289	T40	1,365.60
						Total	**$24,415.46**

McGee, Mike (75.00)

Year	1st	2nd	3rd	4th	Total	Finish	Money
1987	76	74			150	CUT	

McGinnis, Tom (72.50)

Year	1st	2nd	3rd	4th	Total	Finish	Money
1976	74	71			145	CUT	
1977	73	71	74	72	290	T56	$637.50
						Total	**$637.50**

McGirt, William (69.23)

Year	1st	2nd	3rd	4th	Total	Finish	Money
2011	64	69	70		203	T24	$61,900.00
2012	68	74	67	72	281	T10	160,888.89
2013	72	71			143	CUT	
2014	68	71	68	66	273	T5	292,000.00
						Total	**$514,788.89**

McGovern, Jim (72.28)

Year	1st	2nd	3rd	4th	Total	Finish	Money
1991	74	73			147	CUT	
1992	72	71	69	72	284	T30	$6,350.00
1993	76	71	73	73	293	T52	2,360.00
1994	73	71	70	67	281	T22	11,520.00
1995	74	70	65	74	283	T14	21,000.00
1996	76	75			151	CUT	
1997	72	76			148	CUT	
1998	76				76	W/D	
1999	75	72			147	CUT	
2001	70	72	74	70	286	T50	8,715.00
						Total	**$49,945.00**

McGowan, Jack (73.80)

Year	1st	2nd	3rd	4th	Total	Finish	Money
1968	77				77	W/D	
1970	71	73	77	71	292	79	$312.50
						Total	**$312.50**

Individual Player Records

McGowan, Pat (72.66)

Year	1st	2nd	3rd	4th	Total	Finish	Money
1979	72	70	80	74	296	73	$776.00
1981	72	73	75	69	289	T40	1,365.60
1982	75	75			150	CUT	
1983	72	66	75	71	284	T16	6,750.00
1984	75	72			147	CUT	
1985	70	71	78	73	292	T57	1,115.00
1986	71	71	72	71	285	T25	4,387.50
1988	72	71	76	76	295	T68	1,421.00
1989	72	75			147	CUT	
1990	67	71	75	74	287	T68	2,000.00
1991	69	74	72	74	289	T59	2,190.00
						Total	**$20,005.10**

McGown, Jack (77.50)

Year	1st	2nd	3rd	4th	Total	Finish	Money
1980	78	77			155	CUT	

McIlroy, Rory (70.38)

Year	1st	2nd	3rd	4th	Total	Finish	Money
2010	68	74	71	72	285	T56	$16,875.00
2012	69	73	69	72	283	T24	56,700.00
2013	71	65	71	72	279	T19	93,600.00
2014	74	65	70	70	279	T22	70,200.00
						Total	**$237,375.00**

McIntire, Paul (75.00)

Year	1st	2nd	3rd	4th	Total	Finish	Money
1992	77	73			150	CUT	

McLachlin, Parker (74.00)

Year	1st	2nd	3rd	4th	Total	Finish	Money
2008	74	74			148	CUT	

McLardy, Andrew (73.00)

Year	1st	2nd	3rd	4th	Total	Finish	Money
2001	73	73			146	CUT	

McLean, Jim (76.00)

Year	1st	2nd	3rd	4th	Total	Finish	Money
1978	81	75			156	CUT	
1982	71	77			148	CUT	
						Total	

McLendon, Mac (71.85)

Year	1st	2nd	3rd	4th	Total	Finish	Money
1968	79	71			150	CUT	
1969	69	85			154	CUT	
1970	73	74			147	CUT	
1971	72	73	67	69	281	T11	$4,468.75
1972	69	71	72	69	281	T15	3,875.00
1973	71	73			144	CUT	
1975	73	75			148	CUT	
1976	68	71	71	70	280	T23	2,286.00
1977	71	66	70	72	279	T8	7,530.00
1978	72	67	76	74	289	T62	555.00
1979	68	77	71	74	290	T50	950.86
						Total	**$19,665.61**

McMasters, Gene (75.50)

Year	1st	2nd	3rd	4th	Total	Finish	Money
1967	74	77			151	CUT	

McNeill, George (71.80)

Year	1st	2nd	3rd	4th	Total	Finish	Money
2007	75	72			147	CUT	
2008	68	70	73	71	282	T31	$39,700.00
2009	72	76			148	CUT	
2011	71	69			140	CUT	
2012	67	76	71	77	291	T67	16,240.00
2013	71	68	76	69	284	T43	24,960.00
2014	71	73			144	CUT	
						Total	**$80,900.00**

McNickle, Artie (71.72)

Year	1st	2nd	3rd	4th	Total	Finish	Money
1975	76	69			145	CUT	
1977	75	68	72	74	289	T51	$705.00
1978	72	70	72	70	284	T39	1,230.00
1979	70	70	77	71	288	T41	1,440.00
1980	69	69	73	74	285	T34	2,064.00
						Total	**$5,439.00**

McNulty, Mark (72.71)

Year	1st	2nd	3rd	4th	Total	Finish	Money
1982	69	69	69	76	283	T57	$880.00
1983	72	75	73	69	289	T41	1,492.00
1984	76	68	79	71	294	T68	1,010.00
1985	77	75			152	CUT	
						Total	**$3,382.00**

McRoy, Spike (74.00)

Year	1st	2nd	3rd	4th	Total	Finish	Money
1997	75	73			148	CUT	
1998	76	82			158	CUT	
2001	72	75			147	CUT	
2003	74	71			145	CUT	
2004	72	70			142	CUT	

McWilliams, Jay (76.50)

Year	1st	2nd	3rd	4th	Total	Finish	Money
2000	74	79			153	CUT	

Mediate, Rocco (72.10)

Year	1st	2nd	3rd	4th	Total	Finish	Money
1986	75	71			146	CUT	
1987	71	74	70	67	282	T14	$10,800.00
1988	78	74			152	CUT	
1989	65	74	75	75	289	T47	2,568.57
1990	71	69	71	74	285	T50	2,348.89
1991	75	71			146	CUT	
1992	75	68	69	70	282	T22	10,000.00
1993	77	69	73	69	288	T26	7,400.00
1994	74	67	71	71	283	T38	5,040.00
1995	73	71	77	70	291	T55	2,712.00
1996	72	71	75	73	291	T69	2,388.00
1997	73	66	73	75	287	T43	4,567.50
1998	76	71			147	CUT	
1999	75	69	73	69	286	T46	6,587.50
2000	75				75	W/D	
2001	75				75	W/D	
2003	74	70			144	CUT	
2004	71	67	71	74	283	T42	15,807.27
2005	77	67	77	73	294	T66	11,845.00
2006	68				68	W/D	
2007	69	73	74	74	290	75	13,300.00
2008	70	77			147	CUT	
						Total	**$95,364.73**

Medlin, Scott (74.50)

Year	1st	2nd	3rd	4th	Total	Finish	Money
1996	73	76			149	CUT	

Mednick, Adam (77.50)

Year	1st	2nd	3rd	4th	Total	Finish	Money
1997	77	78			155	CUT	

Meehan, Mike (76.00)

Year	1st	2nd	3rd	4th	Total	Finish	Money
2001	74	78			152	CUT	

Melnyk, Steve (72.44)

Year	1st	2nd	3rd	4th	Total	Finish	Money
1971	69	74	71	73	287	T49	$410.00
1972	65	71	79	71	286	T38	1,083.34
1973	70	73	73	73	289	T64	431.25
1974	72	68	72	69	281	T21	2,375.00
1975	72	73			145	CUT	
1976	76	69			145	CUT	
1977	74	74			148	CUT	
1978	74	72			146	CUT	
1981	77	75			152	CUT	
1982	74	68			142	CUT	
1983	74	76			150	CUT	
1984	79	68			147	CUT	
						Total	**$4,299.59**

Mengert, Al (71.63)

Year	1st	2nd	3rd	4th	Total	Finish	Money
1969	70	71	68	73	282	T10	$5,500.00
1970	69	74	76	72	291	T77	312.50
						Total	**$5,812.50**

Menne, Bob (72.58)

Year	1st	2nd	3rd	4th	Total	Finish	Money
1970	73	72			145	CUT	
1972	71	71	73	68	283	T22	$2,425.00
1973	76	72			148	CUT	
1974	74	74			148	CUT	
1975	72	75			147	CUT	
						Total	**$2,425.00**

Merrick, John (71.43)

Year	1st	2nd	3rd	4th	Total	Finish	Money
2007	74	70			144	CUT	
2008	69	71	70	73	283	T38	$26,600.00
2009	68	80			148	CUT	
2010	73	69	73	73	288	T68	15,150.00
2011	68	68	69		205	T43	23,840.00
2012	73	74			147	CUT	
2013	69	73	70	73	285	T50	19,480.00
						Total	**$85,070.00**

Merritt, Troy (70.50)

Year	1st	2nd	3rd	4th	Total	Finish	Money
2014	69	71	72	70	282	T46	$21,394.29
						Total	**$21,394.29**

Meshiai, Hajime (73.50)

Year	1st	2nd	3rd	4th	Total	Finish	Money
1994	72	75			147	CUT	

Meskell, Rick (75.55)

Year	1st	2nd	3rd	4th	Total	Finish	Money
1988	72	73	71	80	296	T70	$1,386.00
1989	73	70	73	81	297	T64	2,100.00
1991	76	78			154	CUT	
1995	84				84	W/D	
						Total	**$3,486.00**

Metz, Craig (76.00)

Year	1st	2nd	3rd	4th	Total	Finish	Money
1970	78	74			152	CUT	

Meyer, Dennis (73.33)

Year	1st	2nd	3rd	4th	Total	Finish	Money
1975	77	67	74	70	288	T54	$562.67
1977	71	71			152	CUT	
						Total	**$562.67**

Micheel, Shaun (72.10)

Year	1st	2nd	3rd	4th	Total	Finish	Money
1997	75	73			148	CUT	
2000	68	73	73	75	289	T51	$7,220.00
2001	77	74			151	CUT	
2002	69	68	73	73	283	T39	13,650.00
2003	69	68	73	67	277	T13	91,000.00
2007	71	74			145	CUT	
2010	77	72			149	CUT	
						Total	**$111,870.00**

Mickelson, Phil (70.59)

Year	1st	2nd	3rd	4th	Total	Finish	Money
1993	77	75			152	CUT	
2000	69	70	68	75	282	T13	$58,000.00
2002	69	70	71	71	281	T25	25,593.75
2004	69	68	69	73	279	T16	73,650.00
2006	70	70	71	72	283	T18	69,985.71
2007	67	70	69	67	273	T7	225,750.00
2008	70	70	72	68	280	T19	84,840.00
2009	70	75	74	69	288	T52	17,400.00
2010	72	74			146	CUT	
2011	67	70	68		205	T43	23,840.00
2012	68	74	67	76	285	T38	32,000.00
2013	71	69	70	65	275	T6	268,000.00
2014	71	72	75		218	78	14,720.00
						Total	**$893,779.46**

Middlecoff, Cary (74.00)

Year	1st	2nd	3rd	4th	Total	Finish	Money
1967	75	73			148	CUT	

Mielke, Mark (74.90)

Year	1st	2nd	3rd	4th	Total	Finish	Money
1989	80	74			154	CUT	
1993	73	73	73	78	297	T63	$2,100.00
1998	74	79			153	CUT	
2002	74	71			145	CUT	
						Total	**$2,100.00**

Mikles, Lee (72.50)

Year	1st	2nd	3rd	4th	Total	Finish	Money
1978	71	74			145	CUT	

Individual Player Records

Milanovich, Ron (73.50)

Year	1st	2nd	3rd	4th	Total	Finish	Money
1980	72	70	77	75	294	T73	$772.00
						Total	**$772.00**

Miles, Eldridge (73.50)

Year	1st	2nd	3rd	4th	Total	Finish	Money
1968	74	73			147	CUT	

Miles, Mike (75.25)

Year	1st	2nd	3rd	4th	Total	Finish	Money
1986	82	71			153	CUT	
1989	74	74			148	CUT	

Miller, Allen (72.35)

Year	1st	2nd	3rd	4th	Total	Finish	Money
1973	76	72			148	CUT	
1974	75				75	W/D	
1976	68	73	75	73	289	78	
1978	68	74	71	72	285	T44	$930.00
1979	72	76			148	CUT	
1980	74				74	W/D	
1982	70	70	71	73	284	T64	840.00
1983	75	78			153	CUT	
1984	70	70	68	70	278	T10	11,500.00
1985	76	71			147	CUT	
						Total	**$13,270.00**

Miller, Andy (75.00)

Year	1st	2nd	3rd	4th	Total	Finish	Money
2003	70	80			150	CUT	

Miller, Brady (75.50)

Year	1st	2nd	3rd	4th	Total	Finish	Money
1977	74	77			151	CUT	

Miller, Doug (78.00)

Year	1st	2nd	3rd	4th	Total	Finish	Money
1989	79	77			156	CUT	

Miller, Johnny (71.00)

Year	1st	2nd	3rd	4th	Total	Finish	Money
1969	77	78			155	CUT	
1970	69	67	74	72	282	T28	$1,635.71
1971	69	76	73	68	286	T44	705.00
1972	70	71	71	72	284	T24	1,893.75
1973	70	71	72	68	281	T30	1,662.50
1974	69	68	65	67	269	1	50,000.00
1975	69	74	71	73	287	T49	615.00
1976	71	67	69	72	279	T17	3,750.00
1977	73	66	69	74	282	T20	3,300.00
1979	73	76			149	CUT	
1980	69	67	74	72	282	T20	4,035.00
1981	73	72	66	70	281	11	10,000.00
1982	72	71			143	CUT	
1983	74				74	W/D	
1988	75	69	70	73	287	T36	3,084.25
1989	71				71	W/D	
						Total	**$80,681.21**

Miller, Lindy (72.20)

Year	1st	2nd	3rd	4th	Total	Finish	Money
1981	76	73			149	CUT	
1982	68	71	71	72	282	T47	$995.20
1983	74	70	73	74	291	T56	990.00
						Total	**$1,985.20**

Mills, Jon (72.00)

Year	1st	2nd	3rd	4th	Total	Finish	Money
2008	70	74			144	CUT	

Milne, Chuck (74.00)

Year	1st	2nd	3rd	4th	Total	Finish	Money
1977	75	70	76	75	296	77	

Mitchell, Bobby (72.86)

Year	1st	2nd	3rd	4th	Total	Finish	Money
1968	71	71	74	77	293	73	
1969	73	72	70	78	293	T66	$476.19
1970	77	72			149	CUT	
1971	71	72	86	70	299	80	333.33
1972	76	71			147	CUT	
1973	72	67	69	74	282	T32	1,353.57
1974	71	71	72	69	283	T35	1,206.17
1986	69	73	80	72	294	T71	1,182.00
						Total	**$4,551.26**

Mitchell, Jeff (73.58)

Year	1st	2nd	3rd	4th	Total	Finish	Money
1978	69	75			144	CUT	
1980	77	72			149	CUT	
1981	76	74			150	CUT	
1982	70	74			144	CUT	
1983	75	73			148	CUT	
1984	76	72			148	CUT	

Mitchell, Mike (72.17)

Year	1st	2nd	3rd	4th	Total	Finish	Money
1974	72	71	75	70	288	T59	$493.75
1976	69	76			145	CUT	
						Total	**$493.75**

Mitchell, Stiles (76.00)

Year	1st	2nd	3rd	4th	Total	Finish	Money
2006	75	77			152	CUT	

Miyamoto, Katsumasa (75.50)

Year	1st	2nd	3rd	4th	Total	Finish	Money
1999	76	75			151	CUT	

Miyase, Hirofumi (76.50)

Year	1st	2nd	3rd	4th	Total	Finish	Money
2004	75	78			153	CUT	
						Total	

Mize, Larry (71.96)

Year	1st	2nd	3rd	4th	Total	Finish	Money
1982	68	74			142	CUT	
1984	70	71	75	72	288	T55	$1,135.00
1989	68	71	69	75	283	T18	13,040.00
1994	73	73			146	CUT	
2000	69	70	72	75	286	T29	19,950.00
2001	72	72	72	76	292	75	6,650.00
2002	76	69			145	CUT	
2003	72	71			143	CUT	
2005	70	73	70	77	290	T51	13,531.66
						Total	**$54,306.66**

Moe, Kris (74.25)

Year	1st	2nd	3rd	4th	Total	Finish	Money
1986	73	70	75	79	297	76	$1,128.00
						Total	**$1,128.00**

Mogg, Brian (74.67)

Year	1st	2nd	3rd	4th	Total	Finish	Money
1986	77	73			150	CUT	
1987	77	74			151	CUT	
1988	73	74			147	CUT	

Molder, Bryce (70.64)

Year	1st	2nd	3rd	4th	Total	Finish	Money
2002	71	66	71	71	279	T12	$66,500.00
2009	75	74			149	CUT	
2010	72	67	74	69	282	T36	30,784.10
2011	70	68	70		208	T64	16,800.00
2012	70	73	71	72	286	T46	21,080.00
2013	69	69	72	70	280	T25	58,500.00
2014	74	68	68	72	282	T46	21,394.28
						Total	**$215,058.38**

Molina, Florentino (74.25)

Year	1st	2nd	3rd	4th	Total	Finish	Money
1975	76	73			149	CUT	
1976	76	76			152	CUT	
1977	74	72			146	CUT	
1978	72	75			147	CUT	

Mollica, Tony (74.50)

Year	1st	2nd	3rd	4th	Total	Finish	Money
1997	72	77			149	CUT	

Monroe, Lloyd (72.75)

Year	1st	2nd	3rd	4th	Total	Finish	Money
1973	72	75			147	CUT	
1982	73	71			144	CUT	

Monte, Sal

Montgomerie, Colin (73.00)

Year	1st	2nd	3rd	4th	Total	Finish	Money
1993	76	71	72	73	292	T44	$2,890.00
						Total	**$2,890.00**

Montgomery, Jack (71.50)

Year	1st	2nd	3rd	4th	Total	Finish	Money
1967	73	67	71	74	285	T30	$1,625.00
1968	73	69	73	71	286	T50	100.00
1969	71	74	70	70	285	T31	1,428.12
1973	73	72			145	CUT	
						Total	**$3,153.12**

Montgomery, Ray (77.50)

Year	1st	2nd	3rd	4th	Total	Finish	Money
1969	80	75			155	CUT	

Moody, Chris (75.00)

Year	1st	2nd	3rd	4th	Total	Finish	Money
1989	73	77			150	CUT	

Moody, Griff (73.00)

Year	1st	2nd	3rd	4th	Total	Finish	Money
1984	71	75			146	CUT	

Moody, Orville (72.00)

Year	1st	2nd	3rd	4th	Total	Finish	Money
1968	69	67	71	76	283	T32	$1,531.25
1969	72	75			147	CUT	
1970	75				75	W/D	
1971	72	75			147	CUT	
1973	70	71	71	70	282	T32	1,353.57
1977	71	74	69	75	289	T51	705.00
1978	73	70	67	72	282	T29	1,907.50
1979	78	72			150	CUT	
1980	72	68	74	70	284	T29	2,600.00
1983	74	75			149	CUT	
						Total	**$8,097.32**

Mooney, Mitch

Year	1st	2nd	3rd	4th	Total	Finish	Money

Moore, Patrick (72.00)

Year	1st	2nd	3rd	4th	Total	Finish	Money
2004	73	71			144	CUT	

Moore, Ryan (72.04)

Year	1st	2nd	3rd	4th	Total	Finish	Money
2005	71	74	73	72	290	T51	$13,531.67
2007	73	70			143	CUT	
2008	76	78			154	CUT	
2009	68	78	77	69	292	T70	14,850.00
2010	74	71			145	CUT	
2011	67	72			139	CUT	
2012	69	69	70	75	283	T24	56,700.00
2013	67	72	69	72	280	T25	58,500.00
2014	71	76			147	CUT	
						Total	**$143,581.67**

Moore, Tommy (72.33)

Year	1st	2nd	3rd	4th	Total	Finish	Money
1990	69	73	75	68	285	T50	$2,348.89
1994	78	71			149	CUT	
						Total	**$2,348.89**

Moore, Will (73.50)

Year	1st	2nd	3rd	4th	Total	Finish	Money
2006	75	72			147	CUT	

Moran, Paul (73.00)

Year	1st	2nd	3rd	4th	Total	Finish	Money
1972	72	70	78	78	298	73	$416.66
1973	69	70	76	71	286	T54	543.84
						Total	**$960.50**

Moresco, Joe (75.50)

Year	1st	2nd	3rd	4th	Total	Finish	Money
1967	71	73	73	80	297	77	
1970	73	77			150	CUT	
1971	76	81			157	CUT	

Morgan, Gil (71.14)

Year	1st	2nd	3rd	4th	Total	Finish	Money
1974	74	71			145	CUT	
1976	77	75			152	CUT	
1977	72	75			147	CUT	
1978	71	67	71	72	281	T23	$2,480.00
1979	71	68	76	67	282	T10	10,000.00
1980	68	68	74	77	287	T47	1,027.42
1981	68	71	73	74	286	T29	2,660.00
1982	69	70	72	69	280	T35	1,888.57
1983	71	76	68	72	287	T31	2,610.00
1984	71	66	71	70	278	T10	11,500.00
1986	69	69	70	67	275	T3	34,800.00
1987	74	72	65	73	284	T21	5,802.86
1988	73	73			146	CUT	
						Total	**$72,768.85**

Morgan, John (69.75)

Year	1st	2nd	3rd	4th	Total	Finish	Money
2003	72	68	70	69	279	T22	$45,071.43
						Total	**$45,071.43**

Morland IV, David (72.60)

Year	1st	2nd	3rd	4th	Total	Finish	Money
2000	79	74			153	CUT	
2001	71	73	70	76	290	T65	$7,245.00
2004	69	70	70	74	283	T42	15,807.27
						Total	**$23,052.27**

Morley, Mike (73.00)

Year	1st	2nd	3rd	4th	Total	Finish	Money
1976	74				74	W/D	
1980	70	72	74	75	291	T69	$800.00
						Total	**$800.00**

Morris, Kevin (76.50)

Year	1st	2nd	3rd	4th	Total	Finish	Money
1985	77	76			153	CUT	

Morse, John (73.25)

Year	1st	2nd	3rd	4th	Total	Finish	Money
1994	71	75			146	CUT	
1998	73	74			147	CUT	

Morton, Al

Moser, Kelley (73.00)

Year	1st	2nd	3rd	4th	Total	Finish	Money
1974	74	69	79	71	293	T69	$254.00
1980	77	68			145	CUT	
						Total	**$254.00**

Moss, Perry (79.00)

Year	1st	2nd	3rd	4th	Total	Finish	Money
1993	79	79			158	CUT	

Mouland, Mark (78.50)

Year	1st	2nd	3rd	4th	Total	Finish	Money
1988	76	81			157	DQ	

Mowlds, Jerry (73.50)

Year	1st	2nd	3rd	4th	Total	Finish	Money
1967	73	74			147	CUT	

Mowry, Larry (72.92)

Year	1st	2nd	3rd	4th	Total	Finish	Money
1967	73	72	74	75	294	T70	
1968	77	71			148	CUT	
1970	75	73			148	CUT	
1971	70	69	76	70	285	T36	$1,143.00
						Total	**$1,143.00**

Mudd, Jodie (73.60)

Year	1st	2nd	3rd	4th	Total	Finish	Money
1982	69	72	71	70	282	T47	$995.20
1983	79	75			154	CUT	
1984	74	75			149	CUT	
1985	75	76			151	CUT	
						Total	**$995.20**

Muehr, Michael (73.13)

Year	1st	2nd	3rd	4th	Total	Finish	Money
2001	75	72			147	CUT	
2002	65	76	68	72	281	T25	$25,593.75
2003	78	79			157	CUT	
						Total	**$25,593.75**

Murchison, Bill (73.63)

Year	1st	2nd	3rd	4th	Total	Finish	Money
1980	75	72			147	CUT	
1983	71	77			148	CUT	
1993	74	73	77	70	294	T55	$2,260.00
						Total	**$2,260.00**

Murphy, Bob (71.84)

Year	1st	2nd	3rd	4th	Total	Finish	Money
1968	64	69	68	72	273	T2	$20,416.66
1969	73	72	70	71	286	T39	1,087.50
1970	70	70	72	74	286	T55	312.50
1971	73	74			147	CUT	
1972	67	71	76	77	291	T59	416.67
1973	67	70	68	67	272	2	28,500.00
1974	68	74	74	71	287	T52	562.43
1975	71	73	72	69	285	T36	1,076.34
1978	71	72	66	69	278	T5	9,930.00
1979	73	68	69	71	281	T7	12,466.66
1980	67	67	70	75	279	T12	8,100.00
1981	71	73	70	75	289	T40	1,365.60
1982	72	67	71	72	282	T47	995.20
1983	79	73			152	CUT	
1984	68	75	72	71	286	T46	1,337.15
1985	70	73	74	80	297	T70	990.00
1986	81	78			159	CUT	
1987	77	73			150	CUT	
1988	73	74			147	CUT	
1989	73	85			158	CUT	
						Total	**$87,556.71**

Murphy, Dennis (75.50)

Year	1st	2nd	3rd	4th	Total	Finish	Money
1970	76	75			151	CUT	
						Total	

Murphy, Sean (73.14)

Year	1st	2nd	3rd	4th	Total	Finish	Money
1991	71	69	72	73	285	T41	$3,315.55
1994	75	75			150	CUT	
1999	69	74	75	73	291	T72	4,850.00
2000	70	77			147	CUT	
2001	73	78			151	CUT	
						Total	**$8,165.55**

Murray, Brent

Year	1st	2nd	3rd	4th	Total	Finish	Money

Na, Kevin (71.00)

Year	1st	2nd	3rd	4th	Total	Finish	Money
2004	72	73			145	CUT	
2005	77	75			152	CUT	
2007	73	71			144	CUT	
2008	72	70	68	72	282	T31	$39,700.00
2009	73	72	71	67	283	T24	63,937.50
2010	72	69	69	72	282	T36	30,784.09
2011	70	69			139	CUT	
2012	73	71			144	CUT	
2014	70	66	70	69	275	T9	208,000.00
						Total	**$342,421.59**

Nagle, Kel (73.17)

Year	1st	2nd	3rd	4th	Total	Finish	Money
1967	76	70			146	CUT	
1968	72	74			146	CUT	
1969	74	73			147	CUT	

Nakajima, Tommy (72.40)

Year	1st	2nd	3rd	4th	Total	Finish	Money
1984	73	70	77	74	294	T68	$1,010.00
1987	74	74			148	CUT	
1988	73	71	71	67	282	T12	13,300.00
						Total	**$14,310.00**

Nakamura, Tohru (73.50)

Year	1st	2nd	3rd	4th	Total	Finish	Money
1980	76	71			147	CUT	

Nelford, Jim (73.43)

Year	1st	2nd	3rd	4th	Total	Finish	Money
1979	76	74			150	CUT	
1981	74	73			147	CUT	
1983	71	72	73	77	293	T68	$895.50
1984	73	70	72	71	286	T46	1,337.14
1987	76	76			152	CUT	
						Total	**$2,232.64**

Nelson, Larry (72.68)

Year	1st	2nd	3rd	4th	Total	Finish	Money
1974	71	71	74	70	286	T47	$657.60
1976	85				85	W/D	
1977	72	73	76	74	295	T73	
1978	69	69	73	68	279	T10	6,150.00
1979	79				79	W/D	
1980	71	70	76	72	289	T60	860.00
1989	69	69	73	75	286	T32	5,787.50
						Total	**$13,455.10**

Nevil, Dwight (72.13)

Year	1st	2nd	3rd	4th	Total	Finish	Money
1972	66	65	73	71	275	3	$17,750.00
1973	70	68	71	71	280	T27	1,850.00
1974	76	77			153	CUT	
1975	78	74			152	CUT	
1976	73	72			145	CUT	
1977	75	74			149	CUT	
						Total	**$19,600.00**

Newquist, Dave (75.33)

Year	1st	2nd	3rd	4th	Total	Finish	Money
1975	78	73			151	CUT	
1976	72	79			151	CUT	
1977	76	74			150	CUT	

Newton, Jack (73.60)

Year	1st	2nd	3rd	4th	Total	Finish	Money
1977	76	71			147	CUT	
1978	69	73	71	71	284	T39	$1,230.00
1979	75	77			152	CUT	
1980	77	76			153	CUT	
						Total	**$1,230.00**

Nichols, Bobby (71.36)

Year	1st	2nd	3rd	4th	Total	Finish	Money
1968	68	68	73	74	283	T32	$1,531.25
1969	69	72	75	69	285	T31	1,428.13
1970	71	72	72	68	283	T35	1,270.84
1971	70	69	70	70	279	T6	8,125.00
1972	70	71	74	71	286	T38	1,083.33
1973	70	67	70	65	272	1	50,000.00
1974	69	73			142	W/D	
1975	74	71			145	CUT	
1976	73	70	69	70	282	T40	1,080.00
1977	71	71	70	76	288	T49	765.00
1978	72	72			144	CUT	
1979	71	74	70	75	290	T50	950.85
1980	70	71	72	68	281	T17	6,000.00
1981	73	72	72	72	289	T40	1,365.60
1983	77	76			153	CUT	
1985	72	70	75	77	294	T64	1,055.00
						Total	**$74,655.00**

Nicklaus, Gary (73.20)

Year	1st	2nd	3rd	4th	Total	Finish	Money
2000	76	73			149	CUT	
2001	73	71	74	73	291	T69	$6,895.00
2002	71	70	77	74	292	T79	6,265.00
						Total	**$13,160.00**

Nicklaus, Jack (69.43)

Year	1st	2nd	3rd	4th	Total	Finish	Money
1967	67	69	65	71	272	1	$50,000.00
1968	67	68	72	66	273	T2	20,416.67
1969	71	73	69	70	283	T14	3,277.27
1970	72	67	67	68	274	T2	23,125.00
1971	72	69	72	67	280	T9	6,500.00
1972	65	67	70	68	270	1	50,000.00
1973	70	68	69	69	276	T9	6,250.00
1974	68	69	68	70	275	T5	9,625.00
1976	70	73	69	68	280	T23	2,286.00
1977	71	74	68	66	279	T8	7,530.00
1978	67	69	71	72	279	T10	6,150.00
1987	77	76			153	CUT	
						Total	**$185,159.94**

Nicklaus II, Jack (78.00)

Year	1st	2nd	3rd	4th	Total	Finish	Money
1987	79	77			156	CUT	

Nicolette, Mike (73.36)

Year	1st	2nd	3rd	4th	Total	Finish	Money
1980	71	72	82	70	295	T75	$756.00
1982	72	70			142	CUT	
1984	73	73			146	CUT	
1985	78				78	W/D	
1986	72	74			146	CUT	
1987	71	73	76		220	W/D	
						Total	**$756.00**

Nielsen, Lonnie (72.29)

Year	1st	2nd	3rd	4th	Total	Finish	Money
1978	73	69	67	71	280	T16	$3,900.00
1979	74	71	72	71	288	T41	1,440.00
1981	76	77			153	CUT	
1982	70	71	74	76	291	71	792.00
						Total	**$6,132.00**

Nieporte, Tom (74.25)

Year	1st	2nd	3rd	4th	Total	Finish	Money
1967	69	74	73	70	286	T37	$1,281.25
1968	69	77			146	CUT	
1969	77	75			152	CUT	
1970	75	71			146	CUT	
1971	74	74			148	CUT	
1972	74	74			148	CUT	
1973	75	73			148	CUT	
1974	76	76			152	CUT	
1978	82	77			159	CUT	
						Total	**$1,281.25**

Nitties, James (72.25)

Year	1st	2nd	3rd	4th	Total	Finish	Money
2009	71	75	73	70	289	T58	$16,425.00
						Total	**$16,425.00**

Nobilo, Frank (70.89)

Year	1st	2nd	3rd	4th	Total	Finish	Money
1997	70	69	77	65	281	T12	$29,400.00
1998	74	69	71		214	T41	6,480.00
1999	66	72	74	76	288	T62	5,325.00
2001	73	69	69	71	282	T26	25,375.00
2002	69	70	74	69	282	T33	18,491.67
						Total	**$85,071.67**

Noh, Seung-Yul (71.75)

Year	1st	2nd	3rd	4th	Total	Finish	Money
2012	71	71	78	71	291	T67	$16,240.00
2014	68	72	70	73	283	T53	18,520.00
						Total	**$34,760.00**

Nolan, Keith (76.00)

Year	1st	2nd	3rd	4th	Total	Finish	Money
2000	77	75			152	CUT	

Nolletti, Marti (78.25)

Year	1st	2nd	3rd	4th	Total	Finish	Money
1972	79	77			156	CUT	
1980	81	76			157	CUT	

Norman, Greg (70.30)

Year	1st	2nd	3rd	4th	Total	Finish	Money
1981	76	75			151	CUT	
1988	73	69	70	64	276	T2	$52,266.67
1989	69	71	69	75	284	T23	8,428.57
1991	70	68	70	71	279	T10	24,000.00
1992	71	73	65	69	278	T6	33,500.00
1994	73	67	69	71	280	T16	17,400.00
1996	67	70	74	72	283	T16	18,600.00
2000	71	72	68	67	278	4	144,000.00
						Total	**$298,195.24**

Norris, Tim (73.09)

Year	1st	2nd	3rd	4th	Total	Finish	Money
1981	75	76			151	CUT	
1984	71	71	75	71	288	T55	$1,135.00
1985	71	70	80	76	297	T70	990.00
1986	75	72			147	CUT	
1987	69	77	71	74	291	T58	1,314.00
1988	70	73	74	69	286	T30	4,252.66
1989	72	76			148	CUT	
						Total	**$7,691.66**

North, Andy (71.88)

Year	1st	2nd	3rd	4th	Total	Finish	Money
1974	75	72			147	CUT	
1975	70	74	71	70	285	T36	$1,076.33
1976	69	67	73	71	280	T23	2,286.00
1977	66	70	65	71	272	1	60,000.00
1978	72	71	69	71	283	T35	1,511.25
1979	73	71	73	67	284	T17	5,413.34
1980	70	73	74	69	286	T39	1,520.00
1981	75	71	71	70	287	T33	2,260.00
1982	70	72			142	CUT	
1983	74	67	73	73	287	T31	2,610.00
1984	69	73	71	72	285	T41	1,850.00
1985	72	75			147	CUT	
1986	69	71	72	73	285	T25	4,387.50
1987	76	72			148	CUT	
1988	78	77			155	CUT	
1989	74	74			148	CUT	
1990	67	76	71	68	282	T33	5,525.00
1991	72	72			144	CUT	
1992	72	75			147	CUT	
1993	74	70	72	70	286	T16	14,500.00
1994	80				80	W/D	
1995	76	80			156	CUT	
						Total	**$102,939.42**

Norton, Bryan (73.50)

Year	1st	2nd	3rd	4th	Total	Finish	Money
1991	76	71			147	CUT	

Nuckolls, Rod (73.00)

Year	1st	2nd	3rd	4th	Total	Finish	Money
1982	69	75			144	CUT	
1983	75				75	DQ	

Nusbaum, Andy (78.25)

Year	1st	2nd	3rd	4th	Total	Finish	Money
1973	75	80			155	CUT	
1974	78	80			158	CUT	

O'Connor, Christy (73.25)

Year	1st	2nd	3rd	4th	Total	Finish	Money
1988	74	71	73	75	293	T62	$1,484.00
						Total	**$1,484.00**

O'Grady, Mac (72.83)

Year	1st	2nd	3rd	4th	Total	Finish	Money
1983	74	73	76	72	295	T76	$837.00
1984	71	71	71	70	283	T31	2,965.20
1986	75	71			146	CUT	
1997	75	75			150	CUT	
						Total	**$3,802.20**

O'Hair, Sean (71.77)

Year	1st	2nd	3rd	4th	Total	Finish	Money
2005	72	69	72	76	289	T46	$15,939.00
2006	70	69	74	73	286	T36	26,497.92
2007	73	69	69	68	279	T25	49,035.00
2008	73	71			144	CUT	
2009	77	77			154	CUT	
2010	69	70	72	70	281	T31	44,475.00
2011	76	70			146	CUT	
2012	71	72	73	71	287	T54	18,000.00
						Total	**$153,946.92**

O'Hearn, Jim (75.00)

Year	1st	2nd	3rd	4th	Total	Finish	Money
1972	75	75			150	CUT	

O'Hern, Nick (72.67)

Year	1st	2nd	3rd	4th	Total	Finish	Money
2005	73	75			148	CUT	
2007	71	66	70	73	280	T35	$33,775.00
2008	72	77			149	CUT	
2009	76	77			153	CUT	
2011	72	70			142	CUT	
						Total	**$33,775.00**

O'Keefe, Jack (72.25)

Year	1st	2nd	3rd	4th	Total	Finish	Money
1997	71	73	72	73	289	T54	$3,360.00
						Total	**$3,360.00**

O'Kelly, David (73.50)

Year	1st	2nd	3rd	4th	Total	Finish	Money
1984	72	75			147	CUT	

O'Meara, Mark (72.05)

Year	1st	2nd	3rd	4th	Total	Finish	Money
1981	76	73			149	CUT	
1982	71	74			145	CUT	
1983	78				78	W/D	
1984	69	68	70	67	274	T2	$37,333.33
1985	73	73			146	CUT	
1986	77	68	73	73	291	T64	1,254.00
1988	70	77			147	CUT	
1989	69	72	72	70	283	T18	13,040.00
						Total	**$51,627.33**

O'Rourke, Ted (78.17)

Year	1st	2nd	3rd	4th	Total	Finish	Money
1985	78	75			153	CUT	
1986	81	75			156	CUT	
1987	81	79			160	CUT	

Oberholser, Arron (70.90)

Year	1st	2nd	3rd	4th	Total	Finish	Money
2004	73	70			143	CUT	
2006	68	69	74	77	288	T47	$14,969.16
2007	67	70	68	73	278	T21	75,600.00
						Total	**$90,569.16**

Odom, Mike (77.50)

Year	1st	2nd	3rd	4th	Total	Finish	Money
1976	79	76			155	CUT	

Ogilvie, Joe (72.61)

Year	1st	2nd	3rd	4th	Total	Finish	Money
1999	75	72			147	CUT	
2000	73	73			146	CUT	
2001	74	71			145	CUT	
2004	72	66	70	71	279	T16	$73,650.00
2005	69	71	75	73	288	T40	21,850.00
2006	71	72	71	75	289	T53	13,248.00
2007	71	79			150	CUT	
2008	74	73			147	CUT	
2009	73	72	78	76	299	76	14,100.00
2010	79	73			152	CUT	
2011	68	70	71		209	T67	16,320.00
						Total	**$139,168.00**

Ogilvy, Geoff (71.94)

Year	1st	2nd	3rd	4th	Total	Finish	Money
2001	73	74			147	CUT	
2002	76	72			148	CUT	
2003	77	76			153	CUT	
2006	69	68	74	72	283	T18	$69,985.72
2007	68	66	69	69	272	T4	289,333.33
2008	72	73			145	CUT	
2009	73	77			150	CUT	
2010	70	74			144	CUT	
2011	69	71			140	CUT	
2012	70	72	69	71	282	T19	96,960.00
2013	68	73	77	71	289	65	16,800.00
2014	73	76			149	CUT	
						Total	**$473,079.05**

Ogle, Brett (71.50)

Year	1st	2nd	3rd	4th	Total	Finish	Money
1994	69	70	75	68	282	T27	$7,494.54
1996	75	72			147	CUT	
						Total	**$7,494.54**

Ogrin, David (73.17)

Year	1st	2nd	3rd	4th	Total	Finish	Money
1983	73	74	76	74	297	80	$810.00
1984	75	71			146	CUT	
1985	74	75			149	CUT	
1987	71	72	74	74	291	T58	1,314.00
1988	72	73	78	73	296	T70	1,386.00
1989	74	76			150	CUT	
1990	75	73			148	CUT	
1992	74	75			149	CUT	
1993	75	69	72	73	289	T31	6,200.00
1994	73	69	71	73	286	T54	2,760.00
1995	73	68	68	75	284	T18	14,100.00
1996	73	76			149	CUT	
						Total	**$26,570.00**

Ohmachi, Aki (71.00)

Year	1st	2nd	3rd	4th	Total	Finish	Money
1987	72	72	68	68	280	T9	$16,800.00
1988	72	74			146	CUT	
						Total	**$16,800.00**

Olazabal, Jose Maria (72.35)

Year	1st	2nd	3rd	4th	Total	Finish	Money
1991	71	70	74	70	285	T41	$3,315.56
1994	76	75			151	CUT	
1998	73	72	67		212	T24	13,927.50
2000	70	75			145	CUT	
2002	72	75			147	CUT	
2006	72	68	75	75	290	T58	12,707.50
						Total	**$29,950.56**

Olsen, Dan (71.00)

Year	1st	2nd	3rd	4th	Total	Finish	Money
2004	69	73			142	CUT	

Olson, Doug (72.33)

Year	1st	2nd	3rd	4th	Total	Finish	Money
1970	75	74			149	CUT	
1972	72	73	71	69	285	T32	$1,425.00
						Total	**$1,425.00**

Oosterhuis, Peter (72.23)

Year	1st	2nd	3rd	4th	Total	Finish	Money
1978	68	74	71	74	287	T55	$645.00
1979	70	75	71	63	279	T4	17,600.00
1980	68	72	75	70	285	T34	2,064.00
1983	73	72	72	71	288	T37	2,070.00
1984	69	75	80	71	295	T71	985.00
1985	74	75			149	CUT	
1986	75	71			146	CUT	
1987	79	70			149	CUT	
						Total	**$23,364.00**

Oosthuizen, Louis (70.67)

Year	1st	2nd	3rd	4th	Total	Finish	Money
2012	70	71	68	70	279	T5	$281,000.00
2014	73	72			145	CUT	
						Total	**$281,000.00**

Oppermann, Steve (71.89)

Year	1st	2nd	3rd	4th	Total	Finish	Money
1967	70	74	73	68	285	T30	$1,625.00
1968	73	70	73	74	290	T64	
1969	71	74	72	69	286	T39	1,087.50
1970	71	73	70	69	283	T35	1,270.84
1972	71	79			150	CUT	
						Total	**$3,983.34**

Overton, Jeff (71.73)

Year	1st	2nd	3rd	4th	Total	Finish	Money
2006	75	65	73	72	285	T29	$35,773.21
2007	74	70			144	CUT	
2008	74	67	68	74	283	T38	26,600.00
2009	72	71	77	73	293	T73	14,400.00
2010	68	73	73	71	285	T56	16,875.00
2011	74	70			144	CUT	
2012	72	73			145	CUT	
2013	68	74	74	74	290	T66	16,560.00
2014	72	71	70	70	283	T53	18,520.00
						Total	**$128,728.21**

Individual Player Records

Owen, Greg (71.00)

Year	1st	2nd	3rd	4th	Total	Finish	Money
2005	72	73	71	70	286	T22	$48,012.50
2009	71	74	65	71	281	T15	120,000.00
2012	68	73	72	72	285	T38	32,000.00
						Total	**$200,012.50**

Ozaki, Naomichi (71.75)

Year	1st	2nd	3rd	4th	Total	Finish	Money
1993	80	71			151	CUT	
1994	69	67	69	72	277	T8	$32,400.00
1995	72	71	68	77	288	T40	4,320.00
1996	76				76	W/D	
1998	70	70	70		210	T12	35,280.00
2000	77	69			146	CUT	
						Total	**$72,000.00**

Ozaki, Masashi Jumbo (72.50)

Year	1st	2nd	3rd	4th	Total	Finish	Money
1989	67	78			145	CUT	

Pace, Roy (72.94)

Year	1st	2nd	3rd	4th	Total	Finish	Money
1967	77	76			153	CUT	
1971	70	70	71	73	284	T31	$1,505.00
1972	71	70	69	74	284	T24	1,893.75
1973	72	75			147	CUT	
1974	74	73			147	CUT	
1975	74	76			150	CUT	
1978	73	75			148	CUT	
						Total	**$3,398.75**

Painter, Anthony (75.50)

Year	1st	2nd	3rd	4th	Total	Finish	Money
2003	73	78			151	CUT	

Palmer, Arnold (70.38)

Year	1st	2nd	3rd	4th	Total	Finish	Money
1967	69	69	67	71	276	5	$10,750.00
1968	71	71	66	70	278	T11	5,500.00
1969	71	74	70	74	289	T53	476.19
1970	72	69	69	68	278	T6	6,910.72
1971	64	70	68	68	270	1	50,000.00
1972	73	73			146	CUT	
1973	71	70	69	69	279	T19	2,515.63
1974	68	73	71	80	292	T67	406.50
1976	69	67	72	77	285	T53	600.00
						Total	**$77,159.04**

Palmer, Ryan (71.04)

Year	1st	2nd	3rd	4th	Total	Finish	Money
2004	73	72			145	CUT	
2006	71	70	78	70	289	T53	$13,248.00
2008	69	69	72	76	286	T62	15,050.00
2010	66	74	66	69	275	T5	263,437.50
2011	66	72	67		205	T43	23,840.00
2012	75	68	68	72	283	T24	56,700.00
2013	65	73	75	77	290	T66	16,560.00
2014	69	71	76		216	T74	15,120.00
						Total	**$403,955.50**

Pampling, Rod (71.21)

Year	1st	2nd	3rd	4th	Total	Finish	Money
2003	70	70	71	72	283	T36	$22,535.72
2006	72	70	72	72	286	T36	26,497.92
2007	69	72	69	70	280	T35	33,775.00
2008	71	76			147	CUT	
2009	68	73	69	76	286	T41	27,750.00
2011	71	70			141	CUT	
2012	70	73	74	69	286	T46	21,080.00
						Total	**$131,638.64**

Pancratz, Bobby (81.00)

Year	1st	2nd	3rd	4th	Total	Finish	Money
1986	83	79			162	CUT	

Pappas, Brenden (70.50)

Year	1st	2nd	3rd	4th	Total	Finish	Money
2003	74	67	68	68	277	T13	$91,000.00
2004	73	73			146	CUT	
						Total	**$91,000.00**

Pappas, Deane (71.38)

Year	1st	2nd	3rd	4th	Total	Finish	Money
2002	72	72			144	CUT	
2003	68	74	73	70	285	T49	$12,340.00
2004	74	68			142	CUT	
						Total	**$12,340.00**

Parker, Greg (82.00)

Year	1st	2nd	3rd	4th	Total	Finish	Money
1988	82	82			164	CUT	

Parnevik, Jesper (71.12)

Year	1st	2nd	3rd	4th	Total	Finish	Money
1994	72	73			145	CUT	
1998	69	67	73		209	T10	$46,800.00
2000	71	70	70	68	279	T5	101,700.00
2002	72	76			148	CUT	
2003	69	72	71	73	285	T49	12,340.00
2004	74	68			142	CUT	
2006	71	74			145	CUT	
2007	71	73			144	CUT	
2008	68	72	72	69	281	T24	55,400.00
						Total	**$216,240.00**

Parry, Craig (71.42)

Year	1st	2nd	3rd	4th	Total	Finish	Money
1990	69	75			144	CUT	
1992	68	72	72	66	278	T6	$33,500.00
1993	74	80			154	CUT	
1994	76	77			153	CUT	
1996	70	66	72	71	279	T2	79,200.00
1997	70	73	73	69	285	T33	8,100.00
1998	74	72	68		214	T41	6,480.00
1999	73	71	66	73	283	T28	16,267.85
2000	71	74			145	CUT	
2001	71	69	67	72	279	T13	67,666.67
2002	67	75	69	69	280	T18	42,600.00
2004	73	66	69	71	279	T16	73,650.00
2005	75	76			151	CUT	
2006	75	72			147	CUT	
						Total	**$327,464.52**

Parsons, Lucas (75.00)

Year	1st	2nd	3rd	4th	Total	Finish	Money
1996	76	74			150	CUT	

Paschal, Jim (75.00)

Year	1st	2nd	3rd	4th	Total	Finish	Money
1979	79	78			157	CUT	
1981	72	73	71	77	293	T62	$860.00
						Total	**$860.00**

Pate, Alan (74.63)

Year	1st	2nd	3rd	4th	Total	Finish	Money
1977	75	71			146	CUT	
1978	67	71	82	73	293	69	$465.00
1985	82	76			158	CUT	
						Total	**$465.00**

Pate, Jerry (70.82)

Year	1st	2nd	3rd	4th	Total	Finish	Money
1975	67	69	74	71	281	T18	$3,250.00
1976	73	71			144	CUT	
1978	69	68	72	73	282	T29	1,907.50
1979	78	68	76	66	288	T41	1,440.00
1980	73	68	73	65	279	T12	8,100.00
1981	70	70	71	71	282	T12	8,100.00
1982	72	68	68	64	272	6	14,400.00
1983	73	69	70	70	282	T8	13,500.00
1985	75	70	79	74	298	T73	965.00
						Total	**$51,662.50**

Pate, Steve (71.88)

Year	1st	2nd	3rd	4th	Total	Finish	Money
1985	71	73	79	75	298	T73	$965.00
1988	75	73			148	CUT	
1989	72	70	75	69	286	T32	5,787.50
1991	68	72	70	72	282	T23	8,225.00
1994	66	72	69	69	276	T5	43,800.00
1997	74	72			146	CUT	
1999	68	71	72	75	286	T46	6,587.50
2000	71	72	69	69	281	T11	72,000.00
2003	75	76			151	CUT	
2004	74	72			146	CUT	
						Total	**$137,365.00**

Paulson, Carl (74.13)

Year	1st	2nd	3rd	4th	Total	Finish	Money
1995	74	78			152	CUT	
1996	70	72	72	76	290	T62	$2,520.00
2005	80	71			151	CUT	
						Total	**$2,520.00**

Paulson, Dennis (71.71)

Year	1st	2nd	3rd	4th	Total	Finish	Money
1994	76	72			148	CUT	
1995	70	74	78	79	301	77	$2,232.00
1999	71	70	68	67	276	2	270,000.00
2000	65	68	75	68	276	1	540,000.00
2001	71	73	74	69	287	T52	8,207.50
2002	70	74			144	CUT	
2003	75	72			147	CUT	
2004	70	68	68	74	280	T23	46,725.00
2005	75	74			149	CUT	
						Total	**$867,164.50**

Pavin, Corey (71.39)

Year	1st	2nd	3rd	4th	Total	Finish	Money
1985	72	71	70	71	284	T20	$5,620.00
1989	74	77			151	CUT	
1990	73	70	70	70	283	T37	4,400.00
1992	73	72	67	70	282	T22	10,000.00
1993	73	74	72	69	288	T26	7,400.00
1994	72	69	68	75	284	T44	3,628.00
1996	72	71	68	70	281	T9	33,600.00
1997	72	74			146	CUT	
1999	72	73	65	71	281	T18	33,750.00
2001	69	72	71	75	287	T52	8,207.50
2002	70	72	73	72	287	T60	7,595.00
2004	70	73			143	CUT	
2005	77	64	74	73	288	T40	21,850.00
2006	73	69	72	71	285	T29	35,773.22
2007	68	73	72	70	283	T54	15,890.00
2008	69	76			145	CUT	
						Total	**$187,713.72**

Payne, Bob (74.50)

Year	1st	2nd	3rd	4th	Total	Finish	Money
1970	74	79			153	CUT	
1971	71	73	77	75	296	78	$333.33
1972	74	75			149	CUT	
1974	69	76			145	CUT	
1977	80	71			151	CUT	
						Total	**$333.33**

Pearce, Eddie (71.92)

Year	1st	2nd	3rd	4th	Total	Finish	Money
1976	70	67	71	72	280	T23	$2,286.00
1977	68	74	71	71	284	T27	2,220.00
1979	73	74			147	CUT	
1993	78	74			152	CUT	
						Total	**$4,506.00**

Pearson, Rick (73.50)

Year	1st	2nd	3rd	4th	Total	Finish	Money
1988	74	76			150	CUT	
1989	71	73			144	CUT	

Peck, Mike (72.25)

Year	1st	2nd	3rd	4th	Total	Finish	Money
1983	73	69	71	76	289	T41	$1,492.00
						Total	**$1,492.00**

Pedersen, Carl (76.50)

Year	1st	2nd	3rd	4th	Total	Finish	Money
1973	76	74			150	CUT	
1975	75	81			156	CUT	

Peege, Dave (77.25)

Year	1st	2nd	3rd	4th	Total	Finish	Money
1992	79	75			154	CUT	
1993	75	80			155	CUT	

Individual Player Records

Peete, Calvin (72.29)

Year	1st	2nd	3rd	4th	Total	Finish	Money
1981	72	69	70	75	286	T29	$2,660.00
1984	71	68	69	70	278	T10	11,500.00
1985	68	74	75	75	292	T57	1,115.00
1988	84				84	W/D	
1990	72	72			144	CUT	
1991	74	71			145	CUT	
						Total	**$15,275.00**

Pelham, Bill (74.50)

Year	1st	2nd	3rd	4th	Total	Finish	Money
1978	76	73			149	CUT	
						Total	

Peoples, David (73.09)

Year	1st	2nd	3rd	4th	Total	Finish	Money
1983	68	76	70	76	290	T50	$1,077.00
1984	76	77			153	CUT	
1986	74	71	77	67	289	T48	1,477.50
1988	78				78	DQ	
1990	68	67	71	73	279	T14	16,500.00
1991	72	75			147	CUT	
1992	73	77			150	CUT	
1994	71	76			147	CUT	
1995	76	72			148	CUT	
1996	73	77			150	CUT	
1997	81	76			157	CUT	
2000	73	72			145	CUT	
2003	72	68	69	70	279	T22	45,071.43
						Total	**$64,125.93**

Perez, Pat (72.12)

Year	1st	2nd	3rd	4th	Total	Finish	Money
2002	67	70	67	70	274	T2	$261,333.33
2003	76	71			147	CUT	
2004	73	66	70	74	283	T42	15,807.27
2005	70	71	68	77	286	T22	48,012.50
2007	72	75			147	CUT	
2008	78	71			149	CUT	
2009	71	80			151	CUT	
2010	67	73	70	76	286	T60	16,275.00
2011	79				79	W/D	
2012	66	70	77	72	285	T38	32,000.00
2013	71	74			145	CUT	
2014	75	73			148	CUT	
						Total	**$373,428.10**

Perks, Craig (73.29)

Year	1st	2nd	3rd	4th	Total	Finish	Money
2000	71	74			145	CUT	
2001	72	73			145	CUT	
2002	69	75			144	CUT	
2003	74	68	75	75	292	T71	$9,850.00
2004	71	74			145	CUT	
2005	77	78			155	CUT	
						Total	**$9,850.00**

Pernice Jr., Tom (72.14)

Year	1st	2nd	3rd	4th	Total	Finish	Money
1986	70	67	72	75	284	T18	$7,302.86
1987	74	68	69	74	285	T28	3,904.28
1988	80	74			154	CUT	
1990	79	75			154	CUT	
1997	73	73			146	CUT	
1998	75	75			150	CUT	
1999	73	72	73	76	294	79	4,550.00
2000	74	71			145	CUT	
2001	71	69	71	75	286	T50	8,715.00
2004	71	70	72	70	283	T42	15,807.28
2005	70	69	72	71	282	11	143,750.00
2006	70	71	70	67	278	T5	201,968.75
2007	70	75			145	CUT	
2008	73	71			144	CUT	
						Total	**$385,998.17**

Perry, Chris (70.78)

Year	1st	2nd	3rd	4th	Total	Finish	Money
1985	72	73	73	71	289	T44	$1,554.00
1986	73	68	75	71	287	T36	2,826.00
1987	69	69	67	75	280	T9	16,800.00
1988	72	69	72	73	286	T30	4,252.67
1989	70	74			144	CUT	
1990	72	70	69	69	280	T20	11,650.00
1991	66	68	74	77	285	T41	3,315.55
1992	76	71			147	CUT	
1995	69	67	74	72	282	T12	26,400.00
1996	69	76	69	71	285	T24	9,497.14
1997	71	72	67	72	282	T17	21,750.00
1998	72	69	68		209	T10	46,800.00
1999	70	66	71	70	277	3	170,000.00
2000	69	70	68	72	279	T5	101,700.00
2001	70	73	69	69	281	T19	39,500.00
						Total	**$456,045.36**

Perry, Doug

Year	1st	2nd	3rd	4th	Total	Finish	Money

Perry, Kenny (71.26)

Year	1st	2nd	3rd	4th	Total	Finish	Money
1987	73	72	71	68	284	T21	$5,802.86
1988	73	73			146	CUT	
1989	69	68	72	75	284	T23	8,428.57
1993	73	75			148	CUT	
1994	73	75			148	CUT	
2004	69	71	71	66	277	T9	131,250.00
2005	68	68	72	71	279	T3	299,000.00
2006	71	67	77	73	288	T47	14,969.17
2007	69	67	68	75	279	T25	49,035.00
2008	69	67	72	76	284	T48	17,400.00
2009	71	75	71	71	288	T52	17,400.00
2010	72	70	75	71	288	T68	15,150.00
						Total	**$558,435.60**

Persons, Peter (71.31)

Year	1st	2nd	3rd	4th	Total	Finish	Money
1990	69	70	71	71	281	T24	$7,566.67
1991	68	68	74	74	284	T38	4,500.00
1992	70	73	72	69	284	T30	6,350.00
1993	74	70	75	73	292	T44	2,890.00
						Total	**$21,306.67**

Individual Player Records

Peterson, Billy

Year	1st	2nd	3rd	4th	Total	Finish	Money

Peterson, Les (74.50)

Year	1st	2nd	3rd	4th	Total	Finish	Money
1970	71	78			149	CUT	

Peterson, Matt (73.50)

Year	1st	2nd	3rd	4th	Total	Finish	Money
2002	72	75			147	CUT	

Petri, Randy (73.50)

Year	1st	2nd	3rd	4th	Total	Finish	Money
1967	77	70			147	CUT	

Petrovic, Tim (71.63)

Year	1st	2nd	3rd	4th	Total	Finish	Money
1996	72	70	81	77	300	83	$2,088.00
2002	72	73			145	CUT	
2003	74	71			145	CUT	
2004	69	69	71	72	281	T28	36,487.50
2005	71	75			146	CUT	
2006	73	75			148	CUT	
2007	69	69	68	72	278	T21	75,600.00
2008	71	72	69	71	283	T38	26,600.00
2009	69	76	74	68	287	T46	20,400.00
2010	68	69	75	67	279	T21	75,000.00
						Total	**$236,175.50**

Pettersson, Carl (71.32)

Year	1st	2nd	3rd	4th	Total	Finish	Money
2003	71	67	71	72	281	T30	$31,750.00
2004	73	74			147	CUT	
2006	74	71			145	CUT	
2007	65	72	74	77	288	T72	13,580.00
2008	72	70	71	71	284	T48	17,400.00
2010	71	75			146	CUT	
2011	69	66	69		204	T32	39,781.82
2012	73	66	73	71	283	T24	56,700.00
2013	68	73	73	72	286	T54	18,320.00
2014	73	74			147	CUT	
						Total	**$177,531.82**

Pfeil, Mark (72.62)

Year	1st	2nd	3rd	4th	Total	Finish	Money
1977	73	74			147	CUT	
1980	74	68	75	73	290	T66	$824.00
1981	77	76			153	CUT	
1982	70	70	66	71	277	T19	4,514.28
1983	71	74	74	74	293	T68	895.50
1984	72	69	68	75	284	T36	2,354.80
1986	70	73	70	70	283	T16	9,900.00
1987	79	72			151	CUT	
1988	79				79	W/D	
1990	73	76			149	CUT	
						Total	**$18,488.58**

Pfister, E.J. (75.50)

Year	1st	2nd	3rd	4th	Total	Finish	Money
1992	78	73			151	CUT	

Philo, Jr., Ron (75.00)

Year	1st	2nd	3rd	4th	Total	Finish	Money
2006	78	72			150	CUT	

Picard, Jimmy (74.25)

Year	1st	2nd	3rd	4th	Total	Finish	Money
1969	71	74	77	77	299	70	$476.19
1970	76	73			149	CUT	
1971	72	74			146	CUT	
						Total	**$476.19**

Piercy, Scott (71.38)

Year	1st	2nd	3rd	4th	Total	Finish	Money
2009	76	78			154	CUT	
2010	67	76			143	CUT	
2011	72	65	64		201	T13	$145,600.00
2012	74	72			146	CUT	
2013	72	70	69	73	284	T43	24,960.00
						Total	**$170,560.00**

Pierot, Billy (73.75)

Year	1st	2nd	3rd	4th	Total	Finish	Money
1986	70	74	74	69	287	T36	$2,826.00
1987	77	78			155	CUT	
1989	74	74			148	CUT	
						Total	**$2,826.00**

Pinns, Gary (75.50)

Year	1st	2nd	3rd	4th	Total	Finish	Money
1985	77	74			151	CUT	

Pipkin, Bob (76.00)

Year	1st	2nd	3rd	4th	Total	Finish	Money
1971	76	76			152	CUT	

Pittman, Jerry (71.81)

Year	1st	2nd	3rd	4th	Total	Finish	Money
1967	70	71	75	71	287	T41	$850.00
1968	72	71	69	73	285	T43	664.28
1969	71	71	69	70	281	T8	7,062.50
1970	77	69			146	CUT	
1971	75	75			150	CUT	
						Total	**$8,576.78**

Pitzer, Greg (74.50)

Year	1st	2nd	3rd	4th	Total	Finish	Money
1978	77	72			149	CUT	

Player, Gary (71.40)

Year	1st	2nd	3rd	4th	Total	Finish	Money
1967	66	70	68	71	275	4	$12,500.00
1969	70	74	68	71	283	T14	3,277.27
1970	72	71	74	72	289	T70	312.50
1972	72	72	69	72	285	T32	1,425.00
1973	71	69	69	73	282	T32	1,353.58
1974	71	73	66	73	283	T35	1,206.16
1975	75	72			147	CUT	
1976	72	72			144	CUT	
1977	73	69	75	74	291	T60	562.50
1981	70	71	71	71	283	T16	5,800.00
1983	79	76			155	CUT	
1984	67	68	73	74	282	T25	3,816.67
						Total	**$30,253.68**

Individual Player Records

Player, Wayne (78.00)

Year	1st	2nd	3rd	4th	Total	Finish	Money
1983	81	77			158	CUT	
1984	74	80			154	CUT	

Pohl, Dan (72.00)

Year	1st	2nd	3rd	4th	Total	Finish	Money
1983	73	74	71	71	289	T41	$1,492.00
1989	67	71	75	74	287	T36	4,710.00
						Total	**$6,202.00**

Points, D.A. (71.15)

Year	1st	2nd	3rd	4th	Total	Finish	Money
2005	74	77			151	CUT	
2006	73	72			145	CUT	
2009	70	71	74	70	285	T31	$39,900.00
2010	70	70	72	71	283	T47	19,830.00
2011	68	71			139	CUT	
2012	73	72			145	CUT	
2013	70	72	66	67	275	T6	268,000.00
						Total	**$327,730.00**

Pooley, Don (71.46)

Year	1st	2nd	3rd	4th	Total	Finish	Money
1976	70	78			148	CUT	
1977	74	66	72	67	279	T8	$7,530.00
1978	77	74			151	CUT	
1980	71	72	71	76	290	T66	824.00
1981	75	72			147	CUT	
1982	69	66	68	67	270	T4	17,600.00
1983	79	71			150	CUT	
1984	72	66	73	69	280	T17	7,250.00
1985	68	74	70	70	282	T10	13,000.00
1986	73	72	73	67	285	T25	4,387.50
1987	73	69	73	71	286	T35	2,832.85
1988	68	76	69	72	285	T25	5,460.00
1989	72	71	69	69	281	T12	21,000.00
1990	69	73	67	73	282	T33	5,525.00
1992	73	72	69	72	286	T39	4,000.00
1993	75	75			150	CUT	
1995	70	74	71	73	288	T40	4,320.00
1996	71	70	74	74	289	T53	2,714.66
1997	75	69	71	71	286	T38	6,450.00
1998	73				73	W/D	
						Total	**$102,894.01**

Porter, Bill (72.50)

Year	1st	2nd	3rd	4th	Total	Finish	Money
1995	71	72	68	79	290	T50	$2,894.40
						Total	**$2,894.40**

Porter, Joe (74.30)

Year	1st	2nd	3rd	4th	Total	Finish	Money
1968	84	74			158	CUT	
1974	72	75			147	CUT	
1975	73	73			146	CUT	
1976	72	73			145	CUT	
1977	74	73			147	CUT	

Porter, Lee (73.45)

Year	1st	2nd	3rd	4th	Total	Finish	Money
1993	75	75			150	CUT	
1997	75	74			149	CUT	
1998	68	72	73		213	T32	$9,340.00
1999	78	71			149	CUT	
2002	70	77			147	CUT	
						Total	**$9,340.00**

Pott, Johnny (71.93)

Year	1st	2nd	3rd	4th	Total	Finish	Money
1967	71	71	67	73	282	T18	$3,375.00
1968	71	72	72	73	288	T60	
1969	73	71	72	68	284	T25	1,887.50
1970	79	74			153	CUT	
						Total	**$5,262.50**

Potter, Jr., Ted (74.00)

Year	1st	2nd	3rd	4th	Total	Finish	Money
2012	74	77			151	CUT	
2013	73	72			145	CUT	

Poulter, Ian (70.00)

Year	1st	2nd	3rd	4th	Total	Finish	Money
2006	72	71	65	71	279	T9	$155,250.00
2007	70	67	70	67	274	T9	189,000.00
2008	73	72			145	CUT	
2009	67	72	70	70	279	T9	202,500.00
2010	70	72	66	70	278	T15	116,250.00
2011	71	67	64		202	T18	100,800.00
2012	68	71	76	69	284	T36	40,200.00
2013	77	68			145	CUT	
2014	72	72			144	CUT	
						Total	**$804,000.00**

Powell, Jimmy (82.00)

Year	1st	2nd	3rd	4th	Total	Finish	Money
1981	82				82	W/D	

Powers, Greg (72.83)

Year	1st	2nd	3rd	4th	Total	Finish	Money
1978	80	66			146	CUT	
1979	73	71	71	69	284	T17	$5,413.34
1980	77	73			150	CUT	
1981	73	73	73	69	288	T36	1,925.00
1982	70	72			142	CUT	
1983	71				71	W/D	
1984	75	79			154	CUT	
1985	78	71			149	CUT	
1995	72	73	72	74	291	T55	2,712.00
						Total	**$10,050.34**

Preston, Mike

Year	1st	2nd	3rd	4th	Total	Finish	Money

Price, Nick (71.77)

Year	1st	2nd	3rd	4th	Total	Finish	Money
1983	71	77			148	CUT	
1987	71	77			148	CUT	
1989	74	67	69	70	280	T9	$27,000.00
1990	72	70	69	73	284	T43	3,120.00
1996	73				73	W/D	
						Total	**$30,120.00**

Individual Player Records

Price, Phillip (76.00)

Year	1st	2nd	3rd	4th	Total	Finish	Money
2005	78	74			152	CUT	

Pride, Dicky (73.09)

Year	1st	2nd	3rd	4th	Total	Finish	Money
1994	76	76			152	CUT	
1996	72	71	74	69	286	T31	$6,520.00
1997	71	77			148	CUT	
1998	76	75			151	CUT	
1999	73	69	74	69	285	T41	9,250.00
2000	74	75			149	CUT	
2001	71	72	71	73	287	T52	8,207.50
2012	74	76			150	CUT	
						Total	**$23,977.50**

Proben, Robert (75.75)

Year	1st	2nd	3rd	4th	Total	Finish	Money
1979	79	73			152	CUT	
1988	78	73			151	CUT	

Pruchnik, Rick (77.00)

Year	1st	2nd	3rd	4th	Total	Finish	Money
1990	75	79			154	CUT	

Prugh, Alex (72.50)

Year	1st	2nd	3rd	4th	Total	Finish	Money
2010	71	74			145	CUT	

Pruitt, Dillard (71.94)

Year	1st	2nd	3rd	4th	Total	Finish	Money
1988	74	78			152	CUT	
1990	73	73			146	CUT	
1991	72	73			145	CUT	
1994	66	71	68	73	278	T13	$24,000.00
1995	72	69	70	69	280	T4	47,250.00
1996	76	74			150	CUT	
						Total	**$71,250.00**

Puett, Roane (73.50)

Year	1st	2nd	3rd	4th	Total	Finish	Money
1967	74	73			147	CUT	

Purdy, Ted (73.36)

Year	1st	2nd	3rd	4th	Total	Finish	Money
1999	79				79	DQ	
2004	69	70	69	74	282	T32	$26,670.00
2006	71	75			146	CUT	
2007	69	78			147	CUT	
2009	75	78			153	CUT	
						Total	**$26,670.00**

Purtzer, Tom (73.00)

Year	1st	2nd	3rd	4th	Total	Finish	Money
1976	72	76			148	CUT	
1977	74	75			149	CUT	
1978	75	73			148	CUT	
1979	75	71	71	76	293	T64	$824.00
1980	70	72	72	72	286	T39	1,520.00
1981	75	77			152	CUT	
1983	74	76			150	CUT	
1991	71	69	70	71	281	T17	13,533.33
1996	75	70	75	70	290	T62	2,520.00
1997	74	72			146	CUT	
2000	74	73			147	CUT	
						Total	**$18,397.33**

Putnam, Michael (73.50)

Year	1st	2nd	3rd	4th	Total	Finish	Money
2007	75	74			149	CUT	
2014	71	74			145	CUT	

Putnam, Mike (73.50)

Year	1st	2nd	3rd	4th	Total	Finish	Money
1984	70	77			147	CUT	

Quigley, Brett (71.33)

Year	1st	2nd	3rd	4th	Total	Finish	Money
1997	71	70	73	74	288	T51	$3,610.00
1998	72	73	73		218	T68	3,618.00
1999	74	70	72	71	287	T54	5,625.00
2000	70	70	72	71	283	T16	48,000.00
2001	70	73	72	76	291	T69	6,895.00
2002	75	68	74	71	288	T64	7,210.00
2003	74	67	74	75	290	T69	10,050.00
2004	69	68	72	70	279	T16	73,650.00
2005	73	68	68	75	284	T17	89,125.00
2006	71	66	70	70	277	T3	333,500.00
2007	67	73	72	67	279	T25	49,035.00
2008	71	69	71	72	283	T38	26,600.00
2009	70	77	72	72	291	T67	15,300.00
						Total	**$672,218.00**

Quigley, Dana (75.00)

Year	1st	2nd	3rd	4th	Total	Finish	Money
1979	79	75			154	CUT	
1980	76	71			147	CUT	
1981	74	75			149	CUT	

Quinn, Fran (74.50)

Year	1st	2nd	3rd	4th	Total	Finish	Money
1992	76	73			149	CUT	
1993	73	76			149	CUT	

Quinney, Jeff (75.00)

Year	1st	2nd	3rd	4th	Total	Finish	Money
2007	75	75			150	CUT	
2008	74	70			144	CUT	
2009	78	78			156	CUT	

Rachels, Sammy (71.75)

Year	1st	2nd	3rd	4th	Total	Finish	Money
1975	73	68	69	72	282	T21	$2,257.14
1976	70	71	76	75	292	T81	
						Total	**$2,257.14**

Ragan, Dave (75.00)

Year	1st	2nd	3rd	4th	Total	Finish	Money
1967	75	73			148	CUT	
1970	77	75			152	CUT	

Randall, Ross (73.25)

Year	1st	2nd	3rd	4th	Total	Finish	Money
1971	73	76			149	CUT	
1973	72	75			147	CUT	
1975	74	70	76	70	290	T60	$468.67
						Total	**$468.67**

Randolph, Sam (74.33)

Year	1st	2nd	3rd	4th	Total	Finish	Money
1988	75	75			150	CUT	
1989	74	78			152	CUT	
1991	69	75			144	CUT	

Rarick, Rick (73.00)

Year	1st	2nd	3rd	4th	Total	Finish	Money
1973	72	74			146	CUT	

Rashell, Rob (74.00)

Year	1st	2nd	3rd	4th	Total	Finish	Money
2005	75	73			148	CUT	

Rassett, Joey (74.09)

Year	1st	2nd	3rd	4th	Total	Finish	Money
1983	73	73	74	75	295	T76	$837.00
1988	76	78			154	CUT	
1994	75	69	71	73	288	T58	2,652.00
1995	78				78	W/D	
						Total	**$3,489.00**

Raulerson, Charles (74.38)

Year	1st	2nd	3rd	4th	Total	Finish	Money
1994	80	72			152	CUT	
1999	71	73	71	78	293	T76	$4,650.00
2000	75	75			150	CUT	
						Total	**$4,650.00**

Rautmann, Dick (72.50)

Year	1st	2nd	3rd	4th	Total	Finish	Money
1970	73	72			145	CUT	

Reasor, Mike (72.75)

Year	1st	2nd	3rd	4th	Total	Finish	Money
1969	75	76			151	CUT	
1971	73	72	69	74	288	T54	$333.34
1972	72	75			147	CUT	
1976	70	73	72	72	287	T69	152.50
						Total	**$485.84**

Reavie, Chez (72.17)

Year	1st	2nd	3rd	4th	Total	Finish	Money
2008	75	72			147	CUT	
2011	69	70			139	CUT	
2013	69	78			147	CUT	

Reed, Patrick (70.50)

Year	1st	2nd	3rd	4th	Total	Finish	Money
2013	73	75			148	CUT	
2014	71	66	73	65	275	T9	$208,000.00
						Total	**$208,000.00**

Reese, Don (75.29)

Year	1st	2nd	3rd	4th	Total	Finish	Money
1982	78	75			153	CUT	
1986	85	76			161	CUT	
1987	73	74			147	CUT	
1989	69	74	75	79	297	T64	$2,100.00
1990	71	73			144	CUT	
1995	75	77			152	CUT	
						Total	**$2,100.00**

Reeves, John (74.50)

Year	1st	2nd	3rd	4th	Total	Finish	Money
1992	74	75			149	CUT	

Reframe, Dean (72.36)

Year	1st	2nd	3rd	4th	Total	Finish	Money
1967	73	73			146	CUT	
1968	70	74	67	74	285	T43	$664.28
1969	74	73			147	CUT	
1970	75	73			148	CUT	
1976	72	71	72	72	287	T69	152.50
						Total	**$816.78**

Regalado, Victor (73.38)

Year	1st	2nd	3rd	4th	Total	Finish	Money
1975	73				73	DQ	
1977	71	74	75	75	295	T73	
1979	76	74			150	CUT	
1980	69	74	73	72	288	T54	$908.00
1982	72	68	70	72	282	T47	995.20
1983	74	67	69	80	290	T50	1,077.00
1984	77	76			153	CUT	
1985	83				83	W/D	
1986	73	74			147	CUT	
1987	76	71			147	CUT	
						Total	**$2,980.20**

Rego, Clyde (76.00)

Year	1st	2nd	3rd	4th	Total	Finish	Money
1984	77	75			152	CUT	

Reid, Mike (71.18)

Year	1st	2nd	3rd	4th	Total	Finish	Money
1977	70	74	75	75	294	72	
1980	66	70	72	69	277	T4	$16,533.34
1981	71	75	72	66	284	T22	3,840.00
1983	71	71	67	70	279	T4	18,600.00
1984	73	68	75	68	284	T36	2,354.80
1985	73	71	67	75	286	T30	3,037.66
1986	68	69	68	72	277	5	24,000.00
1987	68	66	69	75	278	T4	24,800.00
1988	69	71	71	72	283	T18	9,128.00
1989	69	72	68	71	280	T9	27,000.00
1992	75	73			148	CUT	
1994	65	70	73	75	283	T38	5,040.00
1995	70	73	75	74	292	T60	2,592.00
1996	66	71	73	72	282	T11	25,440.00
1997	70	69	68	74	281	T12	29,400.00
1998	76	74			150	CUT	
1999	71	72	68	73	284	T35	12,062.50
2000	71	72	70	77	290	T54	6,900.00
2001	76	68	74	75	293	76	6,580.00
						Total	**$217,308.30**

Individual Player Records

Reid, Steve (72.91)

Year	1st	2nd	3rd	4th	Total	Finish	Money
1968	75				75	W/D	
1969	73	72	74	70	289	T53	$476.19
1970	74	72			146	CUT	
1972	72	70	74	76	292	T63	416.67
						Total	**$892.86**

Reif, Ron (74.17)

Year	1st	2nd	3rd	4th	Total	Finish	Money
1969	76	72			148	CUT	
1970	75	77			151	CUT	
1971	74	72			146	CUT	

Reilly, Mike (79.00)

Year	1st	2nd	3rd	4th	Total	Finish	Money
2003	76	82			158	CUT	

Renner, Jack (72.15)

Year	1st	2nd	3rd	4th	Total	Finish	Money
1979	69	71	70	67	277	1	$72,000.00
1980	75	70			145	CUT	
1981	74	76			150	CUT	
1982	69	69	68	69	275	T11	8,200.00
1983	70	72	76	68	286	T25	3,435.00
1984	76	73			149	CUT	
1985	75	68	72	73	288	T42	1,900.00
1986	80	70			150	CUT	
1987	75	71			146	W/D	
1988	74	68	74	70	286	T30	4,252.67
1989	74	79			153	CUT	
1995	70	78			148	CUT	
						Total	**$89,787.67**

Rentz, Larry (74.10)

Year	1st	2nd	3rd	4th	Total	Finish	Money
1986	75	69	73	73	290	T56	$1,326.00
1991	75	71			146	CUT	
1992	78	75			153	CUT	
1993	78	74			152	CUT	
						Total	**$1,326.00**

Restino, John (75.00)

Year	1st	2nd	3rd	4th	Total	Finish	Money
2000	80	70			150	CUT	

Rhoads, Rick (72.33)

Year	1st	2nd	3rd	4th	Total	Finish	Money
1971	69	72	74	74	289	T58	$333.00
1974	71	74			145	CUT	
						Total	**$333.00**

Rhyan, Dick (73.80)

Year	1st	2nd	3rd	4th	Total	Finish	Money
1968	71	74			145	CUT	
1969	79	73			152	CUT	
1970	74	72			146	CUT	
1972	73	75			148	CUT	
1975	72	75			147	CUT	

Rhyan, Tad (80.50)

Year	1st	2nd	3rd	4th	Total	Finish	Money
1993	79	82			161	CUT	

Ridings, Tag (73.33)

Year	1st	2nd	3rd	4th	Total	Finish	Money
2005	78	72			150	CUT	
2006	71	71	70	78	290	T58	$12,707.50
						Total	**$12,707.50**

Riegger, John (73.57)

Year	1st	2nd	3rd	4th	Total	Finish	Money
1987	73	76			149	CUT	
1992	76	77			153	CUT	
1998	72	73	70		215	T47	$4,623.43
2002	80				80	W/D	
2003	71	68	75	72	286	T54	11,450.00
2004	72	75			147	CUT	
						Total	**$16,073.43**

Riley, Chris (73.20)

Year	1st	2nd	3rd	4th	Total	Finish	Money
1999	79	70			149	CUT	
2000	70	71	76	78	295	71	$5,940.00
2001	73	71	74	73	291	T69	6,895.00
2004	73	69			142	CUT	
2005	75	80			155	CUT	
2009	72	75	70	70	287	T46	20,400.00
2010	70	75			145	CUT	
						Total	**$33,235.00**

Rinker, Larry (72.60)

Year	1st	2nd	3rd	4th	Total	Finish	Money
1982	75	65	71	71	282	T47	$995.20
1983	74	71	74	74	293	T68	895.50
1984	72	77			149	CUT	
1985	77	75			152	CUT	
1986	70	69	74	75	288	T41	2,100.00
1988	71	71	72	74	288	T44	2,240.00
1989	71	75			146	CUT	
1990	67	70	72	73	282	T33	5,525.00
1991	68	73	65	71	277	T5	36,500.00
1992	72	75			147	CUT	
1993	72	74	70	72	288	T26	7,400.00
1994	77	74			151	CUT	
1995	69	74	73	71	287	T36	5,775.00
1996	72	80			152	CUT	
1997	75	74			149	CUT	
1998	76	74			150	CUT	
1999	75	74			149	CUT	
						Total	**$61,430.70**

Rinker, Lee (71.94)

Year	1st	2nd	3rd	4th	Total	Finish	Money
1995	74	73			147	CUT	
1996	71	73	70	71	285	T24	$9,497.14
1997	69	73	70	73	285	T33	8,100.00
1998	73	69	69		211	T17	23,554.29
1999	73	72	74	76	295	T80	4,450.00
						Total	**$45,601.43**

Rintoul, Steve (73.13)

Year	1st	2nd	3rd	4th	Total	Finish	Money
1994	72	71	75	68	286	T54	$2,760.00
1995	76	70			146	CUT	
1996	76	77			153	CUT	
						Total	$2,760.00

Roberts, Loren (70.94)

Year	1st	2nd	3rd	4th	Total	Finish	Money
1981	71	74	73	78	296	T66	$824.00
1983	73	74	71	73	291	T56	990.00
1984	68	69	70	71	278	T10	11,500.00
1985	70	74	74	72	290	T49	1,247.50
1986	74	72			146	CUT	
1987	66	71	71	75	283	T17	8,700.00
1988	66	71	73	70	280	T6	22,662.50
1989	73	70	72	73	288	T41	3,600.00
1990	71	67	69	69	276	T7	30,125.00
1991	68	73	67	71	279	T10	24,000.00
1992	72	68	75	71	286	T39	4,000.00
1993	72	69	71	74	286	T16	14,500.00
1994	73	73			146	CUT	
1996	69	72	73	71	285	T24	9,497.14
1999	71	71	68	69	279	T5	84,750.00
2001	72	72	71	70	285	T47	9,613.33
2002	64	68	71	71	274	T2	261,333.33
2003	71	71	71	66	279	T22	45,071.42
2004	67	70	64	78	279	T16	73,650.00
2005	74	69	72	69	284	T17	89,125.00
2006	71	70	73	71	285	T29	35,773.22
						Total	**$730,962.44**

Rocca, Costantino (72.25)

Year	1st	2nd	3rd	4th	Total	Finish	Money
1996	67	76	69	77	289	T53	$2,714.66
						Total	**$2,714.66**

Rodgers, Phil (71.71)

Year	1st	2nd	3rd	4th	Total	Finish	Money
1967	71	71	70	74	286	T37	$1,281.25
1968	75	71			146	CUT	
1969	70	73	70	74	287	T43	765.00
1970	69	70	72	67	278	T6	6,910.72
1971	71	72	72	70	285	T36	1,143.75
1972	74	73			147	CUT	
1973	70	70	76	73	289	T64	431.25
1974	74	75			149	CUT	
1975	74	70	71	74	289	T57	525.00
1976	69	70	72	71	282	T40	1,080.00
						Total	**$12,136.97**

Rodriguez, Anthony (76.00)

Year	1st	2nd	3rd	4th	Total	Finish	Money
1997	77	75			152	CUT	

Rodriguez, Chi Chi (71.77)

Year	1st	2nd	3rd	4th	Total	Finish	Money
1967	70	69	69	70	278	T7	$8,125.00
1968	70	73	74	70	287	T55	
1969	75	75			150	CUT	
1970	71	69	74	68	282	T28	1,635.72
1971	72	76			148	CUT	
1972	71	68	71	69	279	T9	6,250.00
1973	71	69	68	71	279	T19	2,515.63
1974	77	73			150	CUT	
1975	73	74			147	CUT	
1976	68	73	74	71	286	T63	517.50
1977	73	75			148	CUT	
1978	69	73	71	73	286	T49	730.00
1979	73	71	71	69	284	T17	5,413.33
1980	72	73			145	CUT	
1982	70	69	73	68	280	T35	1,888.57
1983	79	72			151	CUT	
1984	71	71	70	75	287	T53	1,170.00
1985	80	72			152	CUT	
						Total	**$28,245.75**

Roesink, Martin (80.00)

Year	1st	2nd	3rd	4th	Total	Finish	Money
1973	80				80	W/D	

Rogers, Bill (71.87)

Year	1st	2nd	3rd	4th	Total	Finish	Money
1975	73	72			145	CUT	
1976	71	72	77	68	288	T75	
1978	76	69			145	CUT	
1979	73	73	69	71	286	T30	$2,484.00
1981	70	72	69	73	284	T22	3,840.00
1982	69	69	67	69	274	T9	11,200.00
1985	77	74			151	CUT	
1986	74	69	75	70	288	T41	2,100.00
1987	75	70	73	77	295	T71	1,182.00
						Total	**$20,806.00**

Rohde, Mark

Rollins, John (71.83)

Year	1st	2nd	3rd	4th	Total	Finish	Money
2000	79	74			153	CUT	
2002	67	75	72	71	285	T50	$8,442.00
2003	70	67	67	67	271	2	540,000.00
2004	72	66	74	73	285	T55	11,865.00
2005	68	74	72	79	293	T63	12,190.00
2006	75	68	69	75	287	T42	20,125.00
2007	71	71	70	71	283	T54	15,890.00
2008	72	72			144	CUT	
2009	71	73	73	76	293	T73	14,400.00
2010	76	70			146	CUT	
2011	67	72			139	CUT	
2012	72	69	74	72	287	T54	18,000.00
2013	73	78			151	CUT	
						Total	**$640,912.00**

Romero, Andres (71.26)

Year	1st	2nd	3rd	4th	Total	Finish	Money
2008	72	68	77	68	285	T55	$15,680.00
2010	73	69	70	72	284	T52	17,587.50
2011	72	66	70		208	T64	16,800.00
2012	79	69			148	CUT	
2013	73	75			148	CUT	
2014	72	70	68	71	281	T38	32,000.00
						Total	**$82,067.50**

Romero, Eduardo (75.50)

Year	1st	2nd	3rd	4th	Total	Finish	Money
1986	76	75			151	CUT	

Rosburg, Bob (72.07)

Year	1st	2nd	3rd	4th	Total	Finish	Money
1967	76	73			149	CUT	
1968	73	73			146	CUT	
1971	71	69	71	71	282	T19	$3,000.00
1972	69	71	71	68	279	T9	6,250.00
1973	73				73	W/D	
1974	74	78			152	CUT	
						Total	**$9,250.00**

Rose, Clarence (71.25)

Year	1st	2nd	3rd	4th	Total	Finish	Money
1982	68	71	70	71	280	T35	$1,888.57
1983	76	74			150	CUT	
1984	73	72			145	CUT	
1985	70	66	70	77	283	T12	8,937.50
1986	78	71			149	CUT	
1988	72	71	71	69	283	T18	9,128.00
1989	72	69	67	70	278	T3	58,000.00
1990	68	72	73	69	282	T33	5,525.00
1996	74	69	76	72	291	T69	2,388.00
1997	69	69	70	69	277	T6	50,250.00
1998	72	75			147	CUT	
						Total	**$136,117.07**

Rose, Justin (70.15)

Year	1st	2nd	3rd	4th	Total	Finish	Money
2005	74	68	76	74	292	T61	$12,477.50
2006	71	73			144	CUT	
2007	70	68	70	68	276	T14	126,000.00
2009	73	72	69	72	286	T41	27,750.00
2010	72	69	65	72	278	T15	116,250.00
2011	67	65	67		199	T6	259,000.00
2012	67	72	79	68	286	T46	21,080.00
2013	68	68	70	68	274	T2	528,000.00
2014	68	70	70	72	280	T30	46,500.00
						Total	**$1,137,057.50**

Ross, John (73.50)

Year	1st	2nd	3rd	4th	Total	Finish	Money
1992	72	75			147	CUT	

Rouse, Dennis (74.50)

Year	1st	2nd	3rd	4th	Total	Finish	Money
1971	74	75			149	CUT	

Rousseau, Bobby (78.00)

Year	1st	2nd	3rd	4th	Total	Finish	Money
1972	78	78			156	CUT	

Roy, Jim (77.00)

Year	1st	2nd	3rd	4th	Total	Finish	Money
1983	77	77			154	CUT	

Royer, Hugh (70.63)

Year	1st	2nd	3rd	4th	Total	Finish	Money
1970	67	71	72	70	280	T17	$3,125.00
1971	70	70	73	72	285	T36	1,143.00
						Total	**$4,268.00**

Royer III, Hugh (71.89)

Year	1st	2nd	3rd	4th	Total	Finish	Money
1996	74	74			148	CUT	
1997	73	70	73	73	289	T54	$3,360.00
1998	68	72	70		210	T12	35,280.00
						Total	**$38,640.00**

Rudolph, Craig (75.00)

Year	1st	2nd	3rd	4th	Total	Finish	Money
1991	73	77			150	CUT	

Rudolph, Mason (71.34)

Year	1st	2nd	3rd	4th	Total	Finish	Money
1967	66	68	75	71	280	T12	$4,937.50
1968	72	76			148	CUT	
1969	72	75			147	CUT	
1970	71	69	69	74	283	T35	1,270.83
1971	71	73	70	65	279	T6	8,125.00
1972	69	73	71	75	288	T49	460.00
1973	69	69	72	69	279	T19	2,515.62
1974	68	71	71	71	281	T21	2,375.00
1975	72	71	72	72	287	T49	615.00
1976	74	71			145	CUT	
1977	72	78			150	CUT	
1978	71	73			144	CUT	
						Total	**$20,298.95**

Rummells, Dave (74.00)

Year	1st	2nd	3rd	4th	Total	Finish	Money
1986	76	69	74	77	296	T74	$1,146.00
						Total	**$1,146.00**

Rusnak, Gary (73.00)

Year	1st	2nd	3rd	4th	Total	Finish	Money
1996	71	75			146	CUT	

Rymer, Charlie (72.80)

Year	1st	2nd	3rd	4th	Total	Finish	Money
1995	71	69	74	75	289	T48	$3,204.00
1996	77	76			153	CUT	
1997	70	75	71	70	286	T38	6,450.00
						Total	**$9,654.00**

Sabbatini, Rory (70.83)

Year	1st	2nd	3rd	4th	Total	Finish	Money
1999	75	78			153	CUT	
2001	71	74			145	CUT	
2003	71	71	73	69	284	T43	$16,033.33
2004	69	68	65	70	272	T2	462,000.00
2005	79				79	W/D	
2006	71	74			145	CUT	
2007	63	71	69	68	271	3	476,000.00
2008	70	70	72	69	281	T24	55,400.00
2009	76	73			149	CUT	
2010	68	74	69	64	275	T5	263,437.50
2011	68	66	68		202	T18	100,800.00
2012	75	74			149	CUT	
2013	71	67	71	68	277	T13	160,000.00
2014	76	75			151	CUT	
						Total	**$1,533,670.83**

Sabo, Ed (72.38)

Year	1st	2nd	3rd	4th	Total	Finish	Money
1977	80	71			151	CUT	
1978	67	68	74	72	281	T23	$2,480.00
1979	72	74	71	70	287	T35	1,930.00
1981	75	73			148	CUT	
1983	74				74	W/D	
						Total	**$4,410.00**

Sadakata, Akio (72.50)

Year	1st	2nd	3rd	4th	Total	Finish	Money
2003	75	70			145	CUT	

San Filippo, Mike (75.25)

Year	1st	2nd	3rd	4th	Total	Finish	Money
1986	74	73			147	CUT	
1987	76	78			154	CUT	

Sandelin, Jarmo (75.50)

Year	1st	2nd	3rd	4th	Total	Finish	Money
1996	78	73			151	CUT	

Sander, Bill (74.63)

Year	1st	2nd	3rd	4th	Total	Finish	Money
1978	77	75			152	CUT	
1979	71	76			147	CUT	
1982	74				74	DQ	
1984	73	74			147	CUT	
1985	74	77			151	CUT	
1986	71	77			148	CUT	
1987	72	79			151	CUT	
1988	72	74			146	CUT	
1989	72	72			144	CUT	
1992	78	80			158	CUT	

Sanders, Doug (71.83)

Year	1st	2nd	3rd	4th	Total	Finish	Money
1967	69	68	69	71	277	6	$9,500.00
1968	69	70	74	70	283	T32	1,531.25
1969	73	71	68	72	284	T25	1,887.50
1970	74	69	68	72	283	T35	1,270.83
1971	68	73	72	71	284	T31	1,505.00
1972	69	71	74	66	280	T12	4,833.34
1975	73	73			146	CUT	
1979	77	75			152	CUT	
1980	77	72			149	CUT	
1981	75	73			148	CUT	
1982	74	72			146	CUT	
1983	77	77			154	CUT	
						Total	**$20,527.92**

Sanders, Jeff (74.00)

Year	1st	2nd	3rd	4th	Total	Finish	Money
1982	73	71			144	CUT	
1983	76	73			149	CUT	
1985	75	76			151	CUT	

Sanders, Monte (75.75)

Year	1st	2nd	3rd	4th	Total	Finish	Money
1968	78	76			154	CUT	
1976	72	77			149	CUT	

Sanges, John (76.00)

Year	1st	2nd	3rd	4th	Total	Finish	Money
1997	76	76			152	CUT	

Sanudo, Cesar (73.29)

Year	1st	2nd	3rd	4th	Total	Finish	Money
1971	72	77			149	CUT	
1972	73	72	70	76	291	T59	$416.67
1978	75	72			147	CUT	
1979	72	74	79	66	291	T57	888.00
1981	76	72			148	CUT	
						Total	**$1,304.67**

Saraceno, Tony (79.50)

Year	1st	2nd	3rd	4th	Total	Finish	Money
1987	78	81			159	CUT	

Sarazen, Gene (77.67)

Year	1st	2nd	3rd	4th	Total	Finish	Money
1967	76				76	W/D	
1970	78	79			157	CUT	

Sasaki, Hisayuki (71.25)

Year	1st	2nd	3rd	4th	Total	Finish	Money
1996	71	74	70	70	285	T24	$9,497.15
						Total	**$9,497.15**

Sauers, Gene (72.38)

Year	1st	2nd	3rd	4th	Total	Finish	Money
1985	72	71	69	75	287	T36	$2,304.00
1986	75	72			147	CUT	
1988	77	71			148	CUT	
1990	69	71	70	67	277	T11	24,000.00
1992	72	73	65	70	280	T14	16,500.00
1993	79				79	W/D	
1994	74	75			149	CUT	
1997	74	69	73	82	298	T80	2,685.00
1998	72				72	W/D	
						Total	**$45,489.00**

Scally, Chuck (73.50)

Year	1st	2nd	3rd	4th	Total	Finish	Money
1972	69	75	77	73	294	T67	$416.66
						Total	**$416.66**

Schaare, Mark (74.50)

Year	1st	2nd	3rd	4th	Total	Finish	Money
1998	76	73			149	CUT	

Schall, Ken (74.00)

Year	1st	2nd	3rd	4th	Total	Finish	Money
1991	77	71			148	CUT	

Scherrer, Tom (71.92)

Year	1st	2nd	3rd	4th	Total	Finish	Money
1996	72	74			146	CUT	
1999	74	71	68	71	284	T35	$12,062.50
2000	74	70	72	72	288	T42	9,420.00
2002	72	73			145	CUT	
						Total	**$21,482.50**

Schiene, Marty (74.50)

Year	1st	2nd	3rd	4th	Total	Finish	Money
1993	75	74			149	CUT	

Schiller, Evan (78.50)

Year	1st	2nd	3rd	4th	Total	Finish	Money
1986	83	75			158	CUT	
1987	77	79			156	CUT	

Schlee, John (72.90)

Year	1st	2nd	3rd	4th	Total	Finish	Money
1967	67	73	78		218	W/D	
1968	75	71			146	CUT	
1969	74	73			147	CUT	
1970	73	70	73	74	290	T73	$312.50
1972	69	71	77	75	292	T63	416.67
1973	70	74			144	CUT	
1975	77				77	W/D	
1976	75	69			144	CUT	
						Total	**$729.17**

Schlicht, Ralph (74.50)

Year	1st	2nd	3rd	4th	Total	Finish	Money
1973	77	72			149	CUT	

Schoener, Bob (74.00)

Year	1st	2nd	3rd	4th	Total	Finish	Money
1970	77	71			148	CUT	

Schreyer, Dave (74.50)

Year	1st	2nd	3rd	4th	Total	Finish	Money
1992	74	71	75	78	298	72	$1,960.00
						Total	**$1,960.00**

Schroeder, John (72.15)

Year	1st	2nd	3rd	4th	Total	Finish	Money
1970	69	68	71	70	278	T6	$6,910.71
1971	77	74			151	CUT	
1972	74	73			147	CUT	
1973	70	74			144	CUT	
1974	71	72	72	67	282	T26	1,701.45
1977	75	70	73	75	293	T66	400.00
1978	71	72	73	74	290	T65	510.00
1979	75	72			147	CUT	
1980	68	76			144	CUT	
1981	74	69	69	72	284	T22	3,840.00
1982	71	75			146	CUT	
1995	75	72			147	CUT	
						Total	**$13,362.16**

Schuchart, Mike (77.00)

Year	1st	2nd	3rd	4th	Total	Finish	Money
1990	71	73			144	CUT	
1993	79	85			164	CUT	

Schulz, Ted (72.54)

Year	1st	2nd	3rd	4th	Total	Finish	Money
1987	77	68	74	72	291	T58	$1,314.00
1989	70	69	70	75	284	T23	8,428.57
1990	71	68	70	76	285	T50	2,348.88
1991	74	72			146	CUT	
1992	67	73	72	74	286	T39	4,000.00
1993	76	71	73	71	291	T38	4,200.00
1994	75	76			151	CUT	
1995	76	76			152	CUT	
						Total	**$20,291.45**

Schwab, Pat (71.75)

Year	1st	2nd	3rd	4th	Total	Finish	Money
1967	70	72	69	72	283	T22	$2,337.50
1968	70	69	70	73	282	T23	2,034.72
1969	75	75			150	CUT	
1972	75	71			146	CUT	
						Total	**$4,372.22**

Schwarzrock, Brent (73.75)

Year	1st	2nd	3rd	4th	Total	Finish	Money
2001	71	73	78	73	295	T77	$6,475.00
						Total	**$6,475.00**

Schwartzel, Charl (70.25)

Year	1st	2nd	3rd	4th	Total	Finish	Money
2012	71	69	69	74	283	T24	$56,700.00
2013	68	67	74	71	280	T25	58,500.00
2014	69	70	71	70	280	T30	46,500.00
						Total	**$161,700.00**

Schwartz, Dick (73.50)

Year	1st	2nd	3rd	4th	Total	Finish	Money
1968	77	70			147	CUT	

Scott, Adam (70.44)

Year	1st	2nd	3rd	4th	Total	Finish	Money
2002	72	71	77	72	292	T79	$6,265.00
2004	71	70	72	69	282	T32	26,670.00
2006	65	72	69	70	276	2	621,000.00
2007	67	69	72	68	276	T14	126,000.00
2008	68	82			150	CUT	
2009	75	72	72	70	289	T58	16,425.00
2010	66	71	68	71	276	T9	202,500.00
2011	66	67	76		209	T67	16,320.00
2012	70	69	74	75	288	62	17,280.00
2013	69	66	72	66	273	1	1,440,000.00
2014	69	65	75	68	277	T15	132,000.00
						Total	**$2,604,460.00**

Seligman, Robert (75.25)

Year	1st	2nd	3rd	4th	Total	Finish	Money
1981	74	71	78	78	301	T71	$788.00
						Total	**$788.00**

Selser, Ed

Senden, John (70.89)

Year	1st	2nd	3rd	4th	Total	Finish	Money
2002	74	72			146	CUT	
2003	73	68	73	70	284	T43	$16,033.34
2004	70	68	71	74	283	T42	15,807.27
2005	69	67	72	73	281	T7	173,218.75
2006	73	68	69	73	283	T18	69,985.71
2007	75	71			146	CUT	
2008	71	70	72	69	282	T31	39,700.00
2009	72	73	71	74	290	T64	15,750.00
2010	67	69	70	72	278	T15	116,250.00
2011	72	67			139	CUT	
2012	68	68	72	74	282	T19	96,960.00
2013	71	71	71	75	288	T62	17,120.00
2014	68	71	74	66	279	T22	70,200.00
						Total	**$631,025.07**

Senior, Peter (71.75)

Year	1st	2nd	3rd	4th	Total	Finish	Money
1988	69	75	72	71	287	T36	$3,084.25
						Total	**$3,084.25**

Shankland, Craig (76.33)

Year	1st	2nd	3rd	4th	Total	Finish	Money
1970	74	76			150	CUT	
1975	78	74			152	CUT	
1978	76	80			156	CUT	

Shave, Jr., Bob (74.50)

Year	1st	2nd	3rd	4th	Total	Finish	Money
1967	73	76			149	CUT	

Shaw, Bob (76.50)

Year	1st	2nd	3rd	4th	Total	Finish	Money
1969	75	78			153	CUT	

Shaw, Tom (72.79)

Year	1st	2nd	3rd	4th	Total	Finish	Money
1968	75	76			151	CUT	
1969	70	71	71	73	285	T31	$1,428.12
1970	71	78			149	CUT	
1971	76	77			153	CUT	
1972	71	71	78	74	294	T67	416.66
1973	74	74			148	CUT	
1974	74	76			150	CUT	
1975	72	71	67	67	277	T6	8,125.00
1976	70	74			144	CUT	
1977	70	74	71	78	293	T66	400.00
1980	77	73			150	CUT	
1982	70	69	69	73	281	T42	1,400.00
						Total	**$11,769.78**

Shea, Mike (72.50)

Year	1st	2nd	3rd	4th	Total	Finish	Money
1978	70	75			145	CUT	

Shearer, Bob (72.00)

Year	1st	2nd	3rd	4th	Total	Finish	Money
1977	72	73	69	72	286	T35	$1,385.62
1978	69	72	70	75	286	T49	730.00
1979	72	72	72	74	290	T50	950.86
1981	75	71	75	75	296	T66	824.00
1982	71	70	70	72	283	T57	880.00
1983	73	72	76	70	291	T56	990.00
1984	71	69	69	75	284	T36	2,354.80
						Total	**$8,115.28**

Sheehan, Patrick (72.19)

Year	1st	2nd	3rd	4th	Total	Finish	Money
2003	71	72			143	CUT	
2004	71	69	76	78	294	82	$9,240.00
2005	69	75	75	74	293	T63	12,190.00
2006	72	72			144	CUT	
2008	69	70	70	72	281	T24	55,400.00
						Total	**$76,830.00**

Sheff, David (71.75)

Year	1st	2nd	3rd	4th	Total	Finish	Money
1976	71	72	72	72	287	T69	$152.50
						Total	**$152.50**

Shields, Robert (74.50)

Year	1st	2nd	3rd	4th	Total	Finish	Money
1967	77	72			149	CUT	

Shifflett, Tim (78.00)

Year	1st	2nd	3rd	4th	Total	Finish	Money
1994	76	80			156	CUT	

Shirey, Jr., Don (73.13)

Year	1st	2nd	3rd	4th	Total	Finish	Money
1987	76	72			148	CUT	
1989	71	71	76	74	292	T58	$2,220.00
1990	74	71			145	CUT	
						Total	**$2,220.00**

Short, Jr., Wes (75.00)

Year	1st	2nd	3rd	4th	Total	Finish	Money
2005	80				80	W/D	
2006	72	68	77	78	295	T75	$10,867.50
						Total	**$10,867.50**

Sieckmann, Tom (74.20)

Year	1st	2nd	3rd	4th	Total	Finish	Money
1985	76	75			151	CUT	
1986	65	69	75	77	286	T33	$3,390.00
1987	74	76			150	CUT	
1988	78	75			153	CUT	
1989	64	70	79	80	293	61	2,180.00
1991	73	72			145	CUT	
1993	77	77			154	CUT	
1994	73	79			152	CUT	
						Total	**$5,570.00**

Sifford, Charles (71.43)

Year	1st	2nd	3rd	4th	Total	Finish	Money
1967	71	67	72	75	285	T30	$1,625.00
1968	69	69	72	74	284	T38	1,170.00
1969	72	74			146	CUT	
1970	73	68	71	72	284	T41	835.71
1971	72	73	73	73	291	T66	333.33
1972	68	70	70	70	278	T7	7,687.50
1973	73	71			144	CUT	
1974	72	72	74	70	288	T59	493.75
						Total	**$12,145.29**

Sifford, Curtis (73.19)

Year	1st	2nd	3rd	4th	Total	Finish	Money
1969	77	77			154	CUT	
1970	73	72			145	CUT	
1973	71	71	70	78	290	T68	$393.50
1974	72	72	72	73	289	T63	450.00
1975	71	74			145	CUT	
1977	73	75			148	CUT	
						Total	**$843.50**

Sikes, Dan (70.22)

Year	1st	2nd	3rd	4th	Total	Finish	Money
1967	72	62	70	69	273	2	$30,000.00
1968	65	70	70	68	273	T2	20,416.67
1969	71	67	70	69	277	3	17,750.00
1970	70	70	69	71	280	T17	3,125.00
1971	77	71			148	CUT	
1972	71	69	72	73	285	T32	1,425.00
1973	70	65	67	71	273	T3	14,750.00
1974	68	71	72	70	281	T21	2,375.00
1975	72	71	69	66	278	T9	6,000.00
1976	70	69	70	68	277	T5	8,793.75
1977	73	67	69	72	281	T16	4,350.00
1978	70	71	70	71	282	T29	1,907.50
1979	77	77			154	CUT	
1980	73	76			149	CUT	
						Total	**$110,892.92**

Sikes, R.H. (71.77)

Year	1st	2nd	3rd	4th	Total	Finish	Money
1967	72	68	76	66	282	T18	$3,375.00
1968	71	68	74	66	279	T14	4,250.00
1969	69	74	71	69	283	T14	3,277.28
1970	73	73			146	CUT	
1971	68	73	69	74	284	T31	1,505.00
1972	78	79			157	CUT	
1981	73	75			148	CUT	
						Total	**$12,407.28**

Sills, Tony (73.29)

Year	1st	2nd	3rd	4th	Total	Finish	Money
1983	75	73			148	CUT	
1984	72	73			145	CUT	
1985	70	71	71	70	282	T10	$13,000.00
1988	79	73			152	CUT	
1989	74	74			148	CUT	
1995	74	77			151	CUT	
						Total	**$13,000.00**

Silva, Tom (73.50)

Year	1st	2nd	3rd	4th	Total	Finish	Money
1990	72	75			147	CUT	

Silveira, Larry (73.71)

Year	1st	2nd	3rd	4th	Total	Finish	Money
1989	68	72	75	79	294	62	$2,160.00
1990	74	71			145	CUT	
1992	72	71	70	75	288	T50	2,362.50
1994	76	79			155	CUT	
1997	80	70			150	CUT	
						Total	**$4,522.50**

Silvestrone, Art

Year	1st	2nd	3rd	4th	Total	Finish	Money

Silvestrone, Art, Jr (77.50)

Year	1st	2nd	3rd	4th	Total	Finish	Money
1981	77	78			155	CUT	

Silvestrone, Sal (85.50)

Year	1st	2nd	3rd	4th	Total	Finish	Money
1995	86	85			171	CUT	

Sim, Michael (70.50)

Year	1st	2nd	3rd	4th	Total	Finish	Money
2010	69	70	71	72	282	T36	$30,784.09
						Total	**$30,784.09**

Simons, Jim (71.76)

Year	1st	2nd	3rd	4th	Total	Finish	Money
1972	69	66	79	72	286	T38	$1,083.33
1973	72	72			144	CUT	
1975	73	70	73	70	286	T45	750.00
1976	69	70	71	72	282	T40	1,080.00
1977	72	74			146	CUT	
1978	69	73	77	69	288	T60	592.50
1979	74	70	70	71	285	T23	3,371.43
1980	74	72			146	CUT	
1981	72	73	70	68	283	T16	5,800.00
1982	69	69	69	73	280	T35	1,888.57
1983	77	75			152	CUT	
1984	69	76			145	CUT	
1986	68	75	77	71	291	T64	1,254.00
						Total	**$15,819.83**

Simpson, Scott (71.75)

Year	1st	2nd	3rd	4th	Total	Finish	Money
1979	70	68	70	71	279	T4	$17,600.00
1980	73	74			147	CUT	
1981	76	69	71	76	292	T59	880.00
1982	70	70	73	67	280	T35	1,888.58
1983	74	73	71	73	291	T56	990.00
1984	66	68	70	65	269	1	90,000.00
1985	74	71	71	75	291	T53	1,157.50
1986	71	67	70	67	275	T3	34,800.00
1987	71	74	68	73	286	T35	2,832.86
1988	71	69	71	71	282	T12	13,300.00
1989	71	68	71	74	284	T23	8,428.57
1992	78				78	W/D	
1993	74	73	76	71	294	T55	2,260.00
1996	77	71			148	CUT	
1998	73	70	73		216	T54	4,032.00
1999	79	80			159	CUT	
2002	74	73			147	CUT	
						Total	**$178,169.51**

Simpson, Tim (71.93)

Year	1st	2nd	3rd	4th	Total	Finish	Money
1977	72	72	73	76	293	T66	$400.00
1978	73	66	73	71	283	T35	1,511.25
1979	74	76			150	CUT	
1981	69	69	72	72	282	T12	8,100.00
1982	71	69	68	73	281	T42	1,400.00
1983	73	73	75	70	291	T56	990.00
1984	67	73	74	70	284	T36	2,354.80
1985	70	73	69	74	286	T30	3,037.67
1986	75	72			147	CUT	
1988	70	74	70	69	283	T18	9,128.00
1997	71	71	77	78	297	79	2,730.00
						Total	**$29,651.72**

Simpson, Webb (69.89)

Year	1st	2nd	3rd	4th	Total	Finish	Money
2009	66	68	72	72	278	8	$232,500.00
2010	72	65	72	73	282	T36	30,784.09
2011	71	66	63		200	T10	200,000.00
2012	71	73			144	CUT	
2013	67	66	74	71	278	T15	132,000.00
2014	74	72			146	CUT	
						Total	**$595,284.09**

Sindelar, Joey (71.46)

Year	1st	2nd	3rd	4th	Total	Finish	Money
1984	70	71	71	69	281	T21	$5,400.00
1985	71	70	66	76	283	T12	8,937.50
1986	78	67	74	72	291	T64	1,254.00
1988	67	73	76	70	286	T30	4,252.67
1989	70	70	73	70	283	T18	13,040.00
1990	72	73			145	CUT	
1991	72	69	78	68	287	T53	2,315.00
1992	70	74	70	75	289	T58	2,220.00
1993	78	73			151	CUT	
1994	72	73			145	CUT	
1995	75	73			148	CUT	
1996	76	68	67	75	286	T31	6,520.00
1997	73	72	71	74	290	T63	3,165.00
1998	74	71	66		211	T17	23,554.29
1999	71	72	72	75	290	71	4,950.00
2000	68	68	71	72	279	T5	101,700.00
2001	74				74	W/D	
2002	72	71	68	72	283	T39	13,650.00
2003	66	69	70	68	273	3	340,000.00
2004	68	72	70	72	282	T32	26,670.00
2005	76	71			147	CUT	
2006	68	68	73	75	284	T25	45,856.25
						Total	**$603,484.71**

Singh, Vijay (70.24)

Year	1st	2nd	3rd	4th	Total	Finish	Money
1993	72	68	74	66	280	1	$180,000.00
1994	74				74	W/D	
1995	70	69	67	72	278	1	216,000.00
1996	77	67	69	71	284	T20	13,980.00
1997	67	73	69	72	281	T12	29,400.00
1998	71	70	71		212	T24	13,927.50
1999	75	69	67	68	279	T5	84,750.00
2000	70	71	74	70	285	T24	24,900.00
2001	67	70	70	67	274	T6	121,625.00
2002	75	70			145	CUT	
2003	70	68	71	69	278	T18	67,500.00
2004	63	70	71	70	274	T4	217,000.00
2005	68	71	69	73	281	T7	173,218.75
2006	70	64	72	68	274	1	1,035,000.00
2007	75	71			146	CUT	
2008	70	70	66	70	276	1	1,260,000.00
2009	75	75			150	CUT	
2010	69	75			144	CUT	
2011	65	64	68		197	T3	464,000.00
2012	68	67	76	75	286	T46	21,080.00
2014	69	73	71	76	289	T68	16,240.00
						Total	**$3,938,621.25**

Sisk, Geoffrey (75.50)

Year	1st	2nd	3rd	4th	Total	Finish	Money
1999	77	74			151	CUT	

Skinner, Sonny (73.82)

Year	1st	2nd	3rd	4th	Total	Finish	Money
1990	70	73	77	71	291	T82	$1,740.00
1992	77	75			152	CUT	
1997	70	75	75	74	294	T76	2,805.00
1998	75				75	W/D	
						Total	**$4,545.00**

Slocum, Heath (70.79)

Year	1st	2nd	3rd	4th	Total	Finish	Money
2002	75	75			150	CUT	
2003	73	68	76	70	287	T58	$11,050.00
2005	74	71	72	73	290	T51	13,531.67
2007	66	73	67	70	276	T14	126,000.00
2008	73	71			144	CUT	
2009	66	72	70	67	275	1	1,350,000.00
2010	67	71	70	68	276	T9	202,500.00
2011	70	69			139	CUT	
2012	74	71			145	CUT	
						Total	**$1,703,081.67**

Sluman, Jeff (71.67)

Year	1st	2nd	3rd	4th	Total	Finish	Money
1983	72	72	71	71	286	T25	$3,435.00
1985	72	73	75	69	289	T44	1,554.00
1986	75	67	76	70	288	T41	2,100.00
1987	71	76			147	CUT	
1988	74	70	68	69	281	T10	18,200.00
1989	72	69	70	75	286	T32	5,787.50
1990	71	72	68	68	279	T14	16,500.00
1991	74	68	74	69	285	T41	3,315.56
1992	68	80			148	CUT	
1993	73	72	71	79	295	T60	2,180.00
1994	74	74			148	CUT	
1996	70	72	70	73	285	T24	9,497.14
1997	70	70	71	72	283	T21	15,000.00
1998	74				74	W/D	
2002	74	71			145	CUT	
2003	72	71			143	CUT	
2004	69	69			138	DQ	
2005	71	74	74	75	294	T66	11,845.00
2006	69	69	72	68	278	T5	201,968.75
						Total	**$291,382.95**

Small, Mike (75.50)

Year	1st	2nd	3rd	4th	Total	Finish	Money
1998	77	74			151	CUT	

Small, Terry (72.50)

Year	1st	2nd	3rd	4th	Total	Finish	Money
1973	72	73			145	CUT	

Smith, Bob (71.71)

Year	1st	2nd	3rd	4th	Total	Finish	Money
1968	72	71	73	72	288	T60	
1969	72	73	72	69	286	T39	$1,087.50
1970	76	75			151	CUT	
1971	68	68	75	75	286	T44	705.00
1972	68	75	73	72	288	T49	460.00
1973	69	70	71	66	276	T9	6,250.00
1974	74	71			145	CUT	
1975	72	70	69	75	286	T45	750.00
1976	73	72			145	CUT	
1977	71	74	71	71	287	T43	960.00
1979	72	72	71	72	287	T35	1,930.00
1981	70	74	72	71	287	T33	2,260.00
						Total	**$14,402.50**

Smith, Chris (71.55)

Year	1st	2nd	3rd	4th	Total	Finish	Money
1996	74	70	77	73	294	81	$2,136.00
1998	77	69	72		218	T68	3,618.00
1999	73	70	70	73	286	T46	6,587.50
2001	72	70	69	69	280	T16	56,000.00
2002	66	69	67	70	272	1	630,000.00
2003	78	65			143	CUT	
2004	71	70	70	78	289	T71	10,237.50
2005	72	74			146	CUT	
2006	74	73			147	CUT	
						Total	**$708,579.00**

Smith, Ivan (75.00)

Year	1st	2nd	3rd	4th	Total	Finish	Money
1985	74	76			150	CUT	

Smith, Jerry (72.33)

Year	1st	2nd	3rd	4th	Total	Finish	Money
2000	69	72	72	77	290	T54	$6,900.00
2001	77	66	74	71	288	T56	7,770.00
2002	73	72			145	CUT	
2006	73	72			145	CUT	
						Total	**$14,670.00**

Smith, Mike (72.03)

Year	1st	2nd	3rd	4th	Total	Finish	Money
1980	74	70			144	CUT	
1981	73	75			148	CUT	
1984	72	71	72	70	285	T41	$1,850.00
1985	72	69	72	70	283	T12	8,937.50
1986	74	71	71	73	289	T48	1,477.50
1987	77	74			151	CUT	
1990	71	77			148	CUT	
1991	75				75	W/D	
1992	73	69	67	70	279	T9	25,000.00
1993	72	73	69	68	282	T5	38,000.00
1995	72	73	74	74	293	T65	2,460.00
						Total	**$77,725.00**

Smith, Ron (73.50)

Year	1st	2nd	3rd	4th	Total	Finish	Money
1974	72	70	76	76	294	72	

Smith, Stuart (73.50)

Year	1st	2nd	3rd	4th	Total	Finish	Money
1985	70	77			147	CUT	

Smith, Taylor (73.17)

Year	1st	2nd	3rd	4th	Total	Finish	Money
1996	71	70	74	71	286	T31	$6,520.00
1997	76	77			153	CUT	
						Total	**$6,520.00**

Snead, J.C. (71.08)

Year	1st	2nd	3rd	4th	Total	Finish	Money
1969	76	76			152	CUT	
1971	75	75			150	CUT	
1972	75	71			146	CUT	
1973	74	67	72	66	279	T19	$2,515.63
1974	73	66	72	70	281	T21	2,375.00
1975	75	77			152	CUT	
1976	70	72	67	71	280	T23	2,286.00
1977	72	69	74	71	286	T35	1,385.63
1978	72	70	69	75	286	T49	730.00
1979	73	68	71	69	281	T7	12,466.67
1980	68	73	76	69	286	T39	1,520.00
1981	74	65	67	74	280	T6	12,520.00
1982	67	70	69	67	273	T7	12,900.00
1983	72	73	77	68	290	T50	1,077.00
1984	72	72	70	72	286	T46	1,337.14
1985	70	68	72	71	281	T7	15,583.34
1986	71	73	70	73	287	T36	2,826.00
1987	71	70	65	70	276	1	108,000.00
1988	68	73	70	71	282	T12	13,300.00
1989	67	68	70	74	279	T5	35,125.00
1990	73	70	71	75	289	T76	1,850.00
						Total	**$227,797.41**

Snead, Sam (71.88)

Year	1st	2nd	3rd	4th	Total	Finish	Money
1967	68	76	71	73	288	T47	$179.17
1968	72	75			147	CUT	
1969	75	70	70	74	289	T53	476.19
1970	70	73	71	68	282	T28	1,635.72
1971	71	70	68	68	277	T4	11,000.00
1973	71	72	71	71	285	T49	615.00
1974	73	71	71	70	285	T44	825.00
1975	73	75			148	CUT	
1977	74	72			146	CUT	
1979	76	70	77	74	297	74	768.00
						Total	**$15,499.08**

Snedeker, Brandt (70.46)

Year	1st	2nd	3rd	4th	Total	Finish	Money
2004	72				72	CUT	
2007	72	73			145	CUT	
2008	71	71	73	74	289	T68	$14,210.00
2009	72	75	67	66	280	T12	157,500.00
2010	67	77			144	CUT	
2011	70	66	61		197	T3	464,000.00
2012	70	69	68	70	277	2	864,000.00
2013	72	71			143	CUT	
2014	70	74			144	CUT	
						Total	**$1,499,710.00**

Sneed, Ed (72.30)

Year	1st	2nd	3rd	4th	Total	Finish	Money
1972	70	75	72	74	291	T59	$416.67
1973	70	71	75	68	284	T44	775.00
1974	74	71			145	CUT	
1975	71	75			146	CUT	
1976	71	67	71	68	277	T5	8,793.75
1977	73	69	73	76	291	T60	562.50
1978	71	76			147	CUT	
1979	72	74	77	70	293	T64	824.00
1980	74	71			145	CUT	
1982	69	73			142	CUT	
1983	78				78	W/D	
1984	75	72			147	CUT	
						Total	**$11,371.92**

Snodgrass, Terry (71.50)

Year	1st	2nd	3rd	4th	Total	Finish	Money
1985	71	70	71	74	286	T30	$3,037.67
						Total	**$3,037.67**

Snyder III, Joey (72.00)

Year	1st	2nd	3rd	4th	Total	Finish	Money
2005	74	71	73	70	288	T40	$21,850.00
						Total	**$21,850.00**

Soli, Mick (72.20)

Year	1st	2nd	3rd	4th	Total	Finish	Money
1982	72	70			142	CUT	
1983	75	73			148	CUT	
1984	72	73			145	CUT	
1985	69	73	72	73	287	T36	$2,304.00
						Total	**$2,304.00**

Souchak, Mike (74.75)

Year	1st	2nd	3rd	4th	Total	Finish	Money
1967	76	72			148	CUT	
1969	78	73			151	CUT	

Soulsby, Bruce (70.50)

Year	1st	2nd	3rd	4th	Total	Finish	Money
1987	72	71	70	69	282	T14	$10,800.00
						Total	**$10,800.00**

Spang, Mike (74.00)

Year	1st	2nd	3rd	4th	Total	Finish	Money
1972	75	73			148	CUT	

Spears, Rick (76.50)

Year	1st	2nd	3rd	4th	Total	Finish	Money
1983	77	76			153	CUT	

Spence, Craig (75.00)

Year	1st	2nd	3rd	4th	Total	Finish	Money
2000	77	73			150	CUT	
2001	73	77			150	CUT	

Spieth, Jordan (69.75)

Year	1st	2nd	3rd	4th	Total	Finish	Money
2013	70	68	68	73	279	T19	$93,600.00
2014	70	70	72	67	279	T22	70,200.00
						Total	**$163,800.00**

Individual Player Records

Sposa, Mike (71.67)

Year	1st	2nd	3rd	4th	Total	Finish	Money
1999	74	73			147	CUT	
2000	74				74	DQ	
2002	69	70	72	70	281	T25	$25,593.75
2003	72	71			143	CUT	
						Total	**$25,593.75**

Spradlin, Jack (76.29)

Year	1st	2nd	3rd	4th	Total	Finish	Money
1979	73	71	74	75	293	T64	$824.00
1980	81				81	W/D	
1981	82				82	W/D	
1984	78				78	W/D	
						Total	**$824.00**

Spray, Steve (74.75)

Year	1st	2nd	3rd	4th	Total	Finish	Money
1968	73	71	75	79	298	76	
1969	77	74			151	CUT	
1970	77	72			149	CUT	

Springer, Mike (74.64)

Year	1st	2nd	3rd	4th	Total	Finish	Money
1992	79	75			154	CUT	
1997	77	74			151	CUT	
1998	74	76			150	CUT	
1999	74	72			146	CUT	
2000	76				76	W/D	
2003	72	72			144	CUT	

Springer, Ronnie (76.00)

Year	1st	2nd	3rd	4th	Total	Finish	Money
1995	76	76			152	CUT	

Stadler, Craig (71.12)

Year	1st	2nd	3rd	4th	Total	Finish	Money
1977	73	79			152	CUT	
1978	74	69	73	74	290	T65	$510.00
1979	74	79			153	CUT	
1980	70	71	71	75	287	T47	1,027.43
1981	69	68	68	72	277	T2	29,866.66
1982	71	67	71	68	277	T19	4,514.29
1983	71	66	73	68	278	T2	39,600.00
1984	68	71	72	69	280	T17	7,250.00
1985	71	71	71	70	283	T12	8,937.50
1988	71	73	71	70	285	T25	5,460.00
1989	66	74	68	75	283	T18	13,040.00
1990	67	71	68	70	276	T7	30,125.00
1991	68	70	73	71	282	T23	8,225.00
1992	72	67	71	69	279	T9	25,000.00
1994	71	74			145	CUT	
1995	70	72	71	69	282	T12	26,400.00
1998	72	70	68		210	T12	35,280.00
1999	76	77			153	CUT	
2000	71	69	74	77	291	T57	6,600.00
2002	72	72			144	CUT	
						Total	**$241,835.88**

Stadler, Kevin (72.48)

Year	1st	2nd	3rd	4th	Total	Finish	Money
2005	84	77			161	CUT	
2007	78	75			153	CUT	
2009	76	74			150	CUT	
2010	74	74			148	CUT	
2011	68	70	70		208	T64	$16,800.00
2012	72	69	65	75	281	T10	160,888.88
2013	64	73	76	71	284	T43	24,960.00
2014	74	67	70	71	282	T46	21,394.29
						Total	**$224,043.17**

Stafford, Tim (74.00)

Year	1st	2nd	3rd	4th	Total	Finish	Money
1990	73	75			148	CUT	

Stallings, Scott (71.40)

Year	1st	2nd	3rd	4th	Total	Finish	Money
2011	68	72			140	CUT	
2012	72	70	71	70	283	T24	$56,700.00
2013	75	71			146	CUT	
2014	72	73			145	CUT	
						Total	**$56,700.00**

Standly, Mike (72.85)

Year	1st	2nd	3rd	4th	Total	Finish	Money
1991	75	75			150	CUT	
1992	73	74			147	CUT	
1993	74	70	72	72	288	T26	$7,400.00
1996	76	75			151	CUT	
1998	69	75	67		211	T17	23,554.29
						Total	**$30,954.29**

Stankowski, Paul (73.30)

Year	1st	2nd	3rd	4th	Total	Finish	Money
1994	77	70			147	CUT	
1995	76	77			153	CUT	
2000	73	73			146	CUT	
2002	73	71			144	CUT	
2004	73	70			143	CUT	

Stanley, Kyle (70.22)

Year	1st	2nd	3rd	4th	Total	Finish	Money
2011	68	66	69		203	T24	$61,900.00
2012	71	73			144	CUT	
2013	70	67	76	72	285	T50	19,480.00
						Total	**$81,380.00**

Stanton, Bob (71.56)

Year	1st	2nd	3rd	4th	Total	Finish	Money
1968	68	76	73	71	288	T60	
1969	73	77			150	CUT	
1970	70	72	69	71	282	T28	$1,635.71
1974	73	68	71	71	283	T35	1,206.17
1975	73	69	72	71	285	T36	1,076.33
						Total	**$3,918.21**

Staton, Kenneth (72.67)

Year	1st	2nd	3rd	4th	Total	Finish	Money
2002	74	67	73	73	287	T60	$7,595.00
2003	74	75			149	CUT	
						Total	**$7,595.00**

Steel, Iain (75.00)

Year	1st	2nd	3rd	4th	Total	Finish	Money
1998	75				75	W/D	

Steele, Brendan (71.00)

Year	1st	2nd	3rd	4th	Total	Finish	Money
2011	71	70			141	CUT	
2013	69	74			143	CUT	
2014	71	71	69	73	284	T57	$17,840.00
						Total	**$17,840.00**

Steelsmith, Jerry (74.50)

Year	1st	2nd	3rd	4th	Total	Finish	Money
1967	76	73			149	CUT	

Stefani, Shawn (70.00)

Year	1st	2nd	3rd	4th	Total	Finish	Money
2014	71	70	71	68	280	T30	$46,500.00
						Total	**$46,500.00**

Steffen, Doug (79.00)

Year	1st	2nd	3rd	4th	Total	Finish	Money
1994	80	78			158	CUT	

Stegner, Scott

Steinberg, Jeff (75.00)

Year	1st	2nd	3rd	4th	Total	Finish	Money
1975	76	76			152	CUT	
1980	69	79			148	CUT	

Stenson, Henrik (71.43)

Year	1st	2nd	3rd	4th	Total	Finish	Money
2007	77	71			148	CUT	
2012	73	65	78	71	287	T54	$18,000.00
2013	65	73	75	71	284	T43	24,960.00
2014	72	64	77	68	281	T38	32,000.00
						Total	**$74,960.00**

Stewart, Payne (71.48)

Year	1st	2nd	3rd	4th	Total	Finish	Money
1982	69	71	69	76	285	T67	$816.00
1983	71	74	73	73	291	T56	990.00
1988	73	68	69	73	283	T18	9,128.00
1989	74				74	W/D	
1991	72	71	69	69	281	T17	13,533.34
1993	74	72	68	69	283	T7	31,166.67
1994	72	72	72	74	290	T65	2,508.00
						Total	**$58,142.01**

Stewart, Ray (73.69)

Year	1st	2nd	3rd	4th	Total	Finish	Money
1987	80	72			152	CUT	
1988	74	79			153	CUT	
1989	68	81			149	CUT	
1990	70	69	75	76	290	T80	$1,790.00
1991	72	73			145	CUT	
1995	73	72	73	72	290	T50	2,894.40
						Total	**$4,684.40**

Stiles, Darron (72.50)

Year	1st	2nd	3rd	4th	Total	Finish	Money
2003	72	69	71	76	288	T62	$10,650.00
2005	75	72			147	CUT	
						Total	**$10,650.00**

Still, Ken (71.60)

Year	1st	2nd	3rd	4th	Total	Finish	Money
1967	73	67	71	73	284	T27	$1,937.50
1968	71	68	68	73	280	T19	3,250.00
1969	73	73			146	CUT	
1970	75	71			146	CUT	
1971	66	75	72	69	282	T19	3,000.00
1972	71	68	74	67	280	T12	4,833.33
1973	69	71	73	76	289	T64	431.25
1974	70	69	68	70	277	T9	5,750.00
1975	71	73	66	74	284	T33	1,412.66
1976	71	71	71	70	283	T48	759.00
1977	78	82			160	CUT	
1978	72	74			146	CUT	
1979	75	75			150	CUT	
						Total	**$21,373.74**

Stills, Adrian (73.75)

Year	1st	2nd	3rd	4th	Total	Finish	Money
1986	73	70	74	78	295	73	$1,164.00
						Total	**$1,164.00**

Stockton, Dave (71.65)

Year	1st	2nd	3rd	4th	Total	Finish	Money
1967	71	69	68	73	281	T16	$4,125.00
1968	76	74			150	CUT	
1969	70	77			147	CUT	
1970	71	69	71	70	281	T23	2,110.00
1971	72	73	71	72	288	T54	333.34
1972	77	72			149	CUT	
1973	73	70	69	78	290	T68	393.50
1974	70	69	72	69	280	T16	3,500.00
1976	70	72	68	70	280	T23	2,286.00
1978	74	69	69	66	278	T5	9,930.00
1979	73	75			148	CUT	
1980	70	76			146	CUT	
1981	73	75			148	CUT	
						Total	**$22,677.84**

Stockton, Jr., Dave (73.59)

Year	1st	2nd	3rd	4th	Total	Finish	Money
1994	72	70	71	76	289	T62	$2,568.00
1996	75	72			147	CUT	
1998	77				77	W/D	
1999	77	73			150	CUT	
2000	74	68	74	76	292	T64	6,270.00
2001	77	72			149	CUT	
2003	73	74			147	CUT	
						Total	**$8,838.00**

Stokes, Waddy

Stone, Bob (72.21)

Year	1st	2nd	3rd	4th	Total	Finish	Money
1968	74	69	73	71	287	T55	
1969	70	75	75	72	292	65	$476.19
1971	68	69	71	75	283	T22	2,041.66
1972	72	77			149	CUT	
						Total	**$2,517.85**

Storey, Tom

Strafaci, Tom (81.00)

Year	1st	2nd	3rd	4th	Total	Finish	Money
1967	81				81	W/D	

Strange, Allan (75.00)

Year	1st	2nd	3rd	4th	Total	Finish	Money
1981	73	77			150	CUT	

Strange, Curtis (71.69)

Year	1st	2nd	3rd	4th	Total	Finish	Money
1977	70	70	76	74	290	T56	$637.50
1978	72	70	72	74	288	T60	592.50
1979	77	78			155	CUT	
1980	69	65	70	69	273	1	72,000.00
1981	73	74			147	CUT	
1982	70	67	70	69	276	T17	6,200.00
1983	72	69	70	74	285	T21	4,860.00
1984	71	70	71	70	282	T25	3,816.67
1985	73	73			146	CUT	
1989	72	65	74	71	282	T15	17,000.00
1991	72	73			145	CUT	
1993	72	77			149	CUT	
1999	76	70			146	CUT	
2000	78	69			147	CUT	
						Total	**$105,106.67**

Straub, Austin (74.30)

Year	1st	2nd	3rd	4th	Total	Finish	Money
1976	76	73			149	CUT	
1977	75	76			151	CUT	
1978	75	75			150	CUT	
1979	71	75	73	74	293	T64	$824.00
						Total	**$824.00**

Streb, Robert (73.00)

Year	1st	2nd	3rd	4th	Total	Finish	Money
2014	73	73			146	CUT	

Streck, Ron (72.06)

Year	1st	2nd	3rd	4th	Total	Finish	Money
1977	70	71	75	71	287	T43	$960.00
1978	72	75			147	CUT	
1979	76				76	W/D	
1980	72	67	72	75	286	T39	1,520.00
1981	72	69	66	73	280	T6	12,520.00
1982	72	72			144	CUT	
1983	73	72	72	66	283	T10	9,975.00
1984	73	70	71	73	287	T53	1,170.00
1986	75	72			147	CUT	
1987	74	73			147	CUT	
1990	74	76			150	CUT	
						Total	**$26,145.00**

Streelman, Kevin (70.15)

Year	1st	2nd	3rd	4th	Total	Finish	Money
2008	67	70	68	72	277	T4	$289,333.33
2009	68	78	69	74	289	T58	16,425.00
2010	72	63	71	68	274	T3	435,000.00
2011	69	66	69		204	T32	39,781.82
2012	69	72	76	72	289	T63	17,040.00
2013	70	68	68	73	279	T19	93,600.00
2014	75	67	69	71	282	T46	21,394.28
						Total	**$912,574.43**

Stricker, Steve (69.63)

Year	1st	2nd	3rd	4th	Total	Finish	Money
1995	72	70	73	77	292	T60	$2,592.00
2007	67	67	65	69	268	1	1,260,000.00
2008	68	64	77	71	280	T19	84,840.00
2009	69	70	68	69	276	T2	495,000.00
2010	70	70	68	66	274	T3	435,000.00
2011	69	68	66		203	T24	61,900.00
2012	69	71	73	74	287	T54	18,000.00
						Total	**$2,357,332.00**

Stroud, Chris (70.36)

Year	1st	2nd	3rd	4th	Total	Finish	Money
2009	77				77	W/D	
2011	65	69	68		202	T18	$100,800.00
2012	71	76			147	CUT	
2013	73	66	70	72	281	T33	44,200.00
2014	69	70	69	70	278	T19	104,000.00
						Total	**$249,000.00**

Stuard, Brian (72.60)

Year	1st	2nd	3rd	4th	Total	Finish	Money
2013	72	75			147	CUT	
2014	73	70	73		216	T74	$15,120.00
						Total	**$15,120.00**

Stubblefield, Larry (71.50)

Year	1st	2nd	3rd	4th	Total	Finish	Money
1973	69	70	73	74	286	T54	$543.84
						Total	**$543.84**

Studer, Brent (74.50)

Year	1st	2nd	3rd	4th	Total	Finish	Money
1989	75	74			149	CUT	

Sugimoto, Hideyo (73.00)

Year	1st	2nd	3rd	4th	Total	Finish	Money
1968	72	74			146	CUT	

Sullivan, Chip (72.75)

Year	1st	2nd	3rd	4th	Total	Finish	Money
1997	71	74	71	75	291	T67	$3,075.00
						Total	**$3,075.00**

Sullivan, Mike (72.51)

Year	1st	2nd	3rd	4th	Total	Finish	Money
1978	70	73	77	69	289	T62	$555.00
1979	79	76			155	CUT	
1980	69	67	72	70	278	T7	11,640.00
1981	76	75			151	CUT	
1983	73	72	75	78	298	81	801.00
1984	69	70	70	68	277	T8	15,000.00
1987	71	71	71	72	285	T28	3,904.28
1988	77	73			150	CUT	
1990	72	73			145	CUT	
1991	76	76			152	CUT	
1992	72	76			148	CUT	
1993	73	76			149	CUT	
1994	73	73			146	CUT	
1996	73	69	72	72	286	T31	6,520.00
1997	73	71	69	70	283	T21	15,000.00
1998	72	71	73		216	T54	4,032.00
						Total	**$57,452.28**

Summerhays, Daniel (70.70)

Year	1st	2nd	3rd	4th	Total	Finish	Money
2012	74	73			147	CUT	
2013	70	69	69	70	278	T15	$132,000.00
2014	68	72	72	70	282	T46	21,394.29
						Total	**$153,394.29**

Sutherland, David (72.12)

Year	1st	2nd	3rd	4th	Total	Finish	Money
1991	67	72	73	78	290	T63	$2,130.00
1997	76	73			149	CUT	
1998	68	75	70		213	T32	9,340.00
1999	73	66	68	73	280	T10	51,875.00
2000	74	75			149	CUT	
2003	73	72			145	CUT	
						Total	**$63,345.00**

Sutherland, Kevin (70.86)

Year	1st	2nd	3rd	4th	Total	Finish	Money
1996	68	69	74	73	284	T20	$13,980.00
1997	74	70	73	76	293	T72	2,895.00
1998	64	70	73		207	T7	58,050.00
1999	71	70	74	66	281	T18	33,750.00
2000	72	71	73	68	284	T19	36,360.00
2001	70	70	69	69	278	T11	84,000.00
2002	73	69	67	71	280	T18	42,600.00
2004	68	70	73	71	282	T32	26,670.00
2005	70	68	74	74	286	T22	48,012.50
2006	70	67	73	74	284	T25	45,856.25
2007	73	75			148	CUT	
2008	70	69	69	68	276	T2	616,000.00
2009	69	76	75	68	288	T52	17,400.00
2010	73	70			143	CUT	
						Total	**$1,025,573.75**

Sutterfield, Brad (73.50)

Year	1st	2nd	3rd	4th	Total	Finish	Money
1997	75	72			147	CUT	

Sutter, Tom (75.00)

Year	1st	2nd	3rd	4th	Total	Finish	Money
1994	79	69			148	CUT	
1997	80	71			151	CUT	
1999	73	75			148	CUT	
2005	78	75			153	CUT	

Sutton, Hal (72.11)

Year	1st	2nd	3rd	4th	Total	Finish	Money
1982	68	73	71	77	289	70	$800.00
1988	70	72	76	71	289	T48	1,806.00
1989	70	73	71	71	285	T30	6,650.00
1990	69	74	70	70	283	T37	4,400.00
1991	69	71	72	71	283	T31	5,671.43
1992	79	77			156	CUT	
1993	75	70	74	73	292	T44	2,890.00
1994	71	71	66	72	280	T16	17,400.00
1996	69	70	73	76	288	T43	3,506.40
1998	74	76			150	CUT	
2002	71	68	67	74	280	T18	42,600.00
2003	74	72			146	CUT	
2005	79	73			152	CUT	
						Total	**$85,723.83**

Suzuki, Lance (76.50)

Year	1st	2nd	3rd	4th	Total	Finish	Money
1977	74	79			153	CUT	

Svoboda, Andrew (72.00)

Year	1st	2nd	3rd	4th	Total	Finish	Money
2014	72	72			144	CUT	

Swartz, Mike (73.00)

Year	1st	2nd	3rd	4th	Total	Finish	Money
1996	75	68	74	75	292	T73	$2,268.00
						Total	**$2,268.00**

Tambellini, Roger (71.50)

Year	1st	2nd	3rd	4th	Total	Finish	Money
2004	67	76			143	CUT	

Tanaka, Hidemichi (72.83)

Year	1st	2nd	3rd	4th	Total	Finish	Money
2002	77	74			151	CUT	
2005	68	68	75	75	286	T22	$48,012.50
						Total	**$48,012.50**

Tanihara, Hideto (74.50)

Year	1st	2nd	3rd	4th	Total	Finish	Money
2005	75	74			149	CUT	

Tapie, Alan (71.30)

Year	1st	2nd	3rd	4th	Total	Finish	Money
1977	76	69	70	71	286	T35	$1,385.62
1978	70	68	67	73	278	T5	9,930.00
1979	73	69	72	69	283	T13	7,500.00
1980	69	71	77	77	294	T73	772.00
1982	70	70	70	75	285	T67	816.00
						Total	**$20,403.62**

Tataurangi, Phil (72.05)

Year	1st	2nd	3rd	4th	Total	Finish	Money
1994	71	71	67	71	280	T16	$17,400.00
1997	74	71	77	76	298	T80	2,685.00
1998	72	72	72		216	T54	4,032.00
1999	71	75			146	CUT	
2001	72	74			146	CUT	
2002	69	70	70	71	280	T18	42,600.00
2006	70	77			147	CUT	
						Total	**$66,717.00**

Taylor, Harry (72.45)

Year	1st	2nd	3rd	4th	Total	Finish	Money
1986	72	73	73	72	290	T56	$1,326.00
1987	71	71	69	70	281	T11	13,800.00
1988	70	73	78	74	295	T68	1,421.00
1990	73	71			144	CUT	
1993	76	73			149	CUT	
1995	73	69	73	75	290	T50	2,894.40
						Total	**$19,441.40**

Taylor, Vaughn (71.50)

Year	1st	2nd	3rd	4th	Total	Finish	Money
2004	71	71			142	CUT	
2006	73	73			146	CUT	
2007	71	71	77	65	284	T60	$15,120.00
2008	75	74			149	CUT	
2009	71	76	69	74	290	T64	15,750.00
2010	65	70	71	69	275	T5	263,437.50
2011	71	73			144	CUT	
						Total	**$294,307.50**

Teater, Josh (70.93)

Year	1st	2nd	3rd	4th	Total	Finish	Money
2010	68	71	70	73	282	T36	$30,784.09
2011	72	66	67		205	T43	23,840.00
2012	72	71	69	70	282	T19	96,960.00
2013	68	72	76	79	295	T72	15,520.00
						Total	**$167,104.09**

Ten Broeck, Lance (73.04)

Year	1st	2nd	3rd	4th	Total	Finish	Money
1982	69	70	71	72	282	T47	$995.20
1983	77	76			153	CUT	
1985	69	76	76	72	293	T61	1,080.00
1988	72	70	75	68	285	T25	5,460.00
1989	73	75			148	W/D	
1990	72	77			149	CUT	
1992	74	70	70	72	286	T39	4,000.00
1993	78	73			151	CUT	
1995	77	75			152	CUT	
						Total	**$11,535.20**

Tennyson, Brian (72.86)

Year	1st	2nd	3rd	4th	Total	Finish	Money
1988	71	71	74	76	292	T60	$1,533.00
1989	71	72	73	75	291	T54	2,290.00
1991	71	74			145	CUT	
1992	76	69	68	79	292	T65	2,070.00
						Total	**$5,893.00**

Teravainen, Peter

Year	1st	2nd	3rd	4th	Total	Finish	Money

Terry, Jim (80.00)

Year	1st	2nd	3rd	4th	Total	Finish	Money
1970	80				80	W/D	

Terry, Ron (75.50)

Year	1st	2nd	3rd	4th	Total	Finish	Money
1979	79	72			151	CUT	

Tesori, Paul (81.50)

Year	1st	2nd	3rd	4th	Total	Finish	Money
1997	81	82			163	CUT	

Tewell, Doug (71.59)

Year	1st	2nd	3rd	4th	Total	Finish	Money
1978	75	72			147	CUT	
1980	74	71			145	CUT	
1982	67	70	70	68	275	T11	$8,200.00
1983	76	72			148	CUT	
1984	78				78	W/D	
1986	70	66	74	71	281	T8	16,800.00
1987	68	68	73	72	281	T11	13,800.00
1988	74	72			146	CUT	
1989	69	72	69	74	284	T23	8,428.57
1990	68	70	74	71	283	T37	4,400.00
1991	73	77			150	CUT	
1992	73	73			146	CUT	
1993	74	71	69	72	286	T16	14,500.00
1994	68	72	73	72	285	T50	2,922.00
						Total	**$69,050.57**

Thatcher, Roland (79.50)

Year	1st	2nd	3rd	4th	Total	Finish	Money
2005	80	80			160	CUT	
2009	79	79			158	CUT	

Thomas, Craig (79.88)

Year	1st	2nd	3rd	4th	Total	Finish	Money
1991	81	75			156	CUT	
1993	92	80			172	CUT	
2002	76	83			159	CUT	
2004	79	73			152	CUT	

Thomas, Steve (75.00)

Year	1st	2nd	3rd	4th	Total	Finish	Money
1988	76	74			150	CUT	

Thomas, Tom (77.50)

Year	1st	2nd	3rd	4th	Total	Finish	Money
1983	76	79			155	CUT	

Thompson, Andy (77.00)

Year	1st	2nd	3rd	4th	Total	Finish	Money
1974	77				77	W/D	

Thompson, Barney (73.00)

Year	1st	2nd	3rd	4th	Total	Finish	Money
1975	73	72			145	CUT	
1976	73	72			145	CUT	
1977	73	75			148	CUT	

Thompson, Dicky (73.38)

Year	1st	2nd	3rd	4th	Total	Finish	Money
1991	75	74			149	CUT	
1992	74	70	73	74	291	T62	$2,140.00
1995	71	76			147	CUT	
						Total	**$2,140.00**

Thompson, Leonard (71.79)

Year	1st	2nd	3rd	4th	Total	Finish	Money
1973	70	73	72	70	285	T49	$615.00
1974	74	70	72	71	287	T52	562.43
1975	74	76			150	CUT	
1976	69	75			144	CUT	
1977	69	66	70	73	278	T6	10,200.00
1978	70	70	74	70	284	T39	1,230.00
1979	72	70	70	72	284	T17	5,413.33
1980	73	70	73	70	286	T39	1,520.00
1981	71	65	73	71	280	T6	12,520.00
1982	69	71	68	72	280	T35	1,888.57
1983	75	70	73	73	291	T56	990.00
1984	71	73	76	72	292	T63	1,065.00
1985	71	76			147	CUT	
1986	74	72			146	CUT	
1987	74	69	74	69	286	T35	2,832.86
1988	74	69	73	71	287	T36	3,084.25
1989	72	75			147	CUT	
1990	71	72	72	70	285	T50	2,348.89
1991	70	75			145	CUT	
1992	78	69			147	CUT	
1995	75	76			151	CUT	
						Total	**$44,270.33**

Thompson, Michael (73.60)

Year	1st	2nd	3rd	4th	Total	Finish	Money
2011	72	67			139	CUT	
2012	71	68	77	73	289	T63	$17,040.00
2013	76	83			159	CUT	
2014	78	71			149	CUT	
						Total	**$17,040.00**

Thompson, Nicholas (70.38)

Year	1st	2nd	3rd	4th	Total	Finish	Money
2008	75	68	68	67	278	T7	$203,700.00
2013	67	74	72	72	285	T50	19,480.00
						Total	**$223,180.00**

Thompson, Robert (74.30)

Year	1st	2nd	3rd	4th	Total	Finish	Money
1982	73	77			150	CUT	
1987	73	71	75	75	294	T68	$1,212.00
1988	77	77			154	CUT	
1989	73	72			145	W/D	
						Total	**$1,212.00**

Thompson, Rocky (73.50)

Year	1st	2nd	3rd	4th	Total	Finish	Money
1967	69	74	78	73	294	T70	
1968	74	72			146	CUT	
1970	73	77			150	CUT	
1973	72	73			145	CUT	
1976	78	72			150	CUT	
1978	73	71			144	CUT	

Thomsen, Jeff (74.17)

Year	1st	2nd	3rd	4th	Total	Finish	Money
1979	77	72			149	CUT	
1984	71	72	79	74	296	73	$970.00
						Total	**$970.00**

Thore, David (73.42)

Year	1st	2nd	3rd	4th	Total	Finish	Money
1977	72	74			146	CUT	
1979	78	73			151	CUT	
1980	76	76			152	CUT	
1982	71	69	69	74	283	T57	$880.00
1985	76	73			149	CUT	
						Total	**$880.00**

Thorpe, George (72.00)

Year	1st	2nd	3rd	4th	Total	Finish	Money
1972	72				72	DQ	

Thorpe, Jim (72.13)

Year	1st	2nd	3rd	4th	Total	Finish	Money
1980	68	71	72	75	286	T39	$1,520.00
1982	69	73			142	CUT	
1983	73	73	70	73	289	T41	1,492.00
1984	74	72			146	CUT	
1987	78				78	W/D	
1988	73	72	76	71	292	T60	1,533.00
1989	75	73			148	CUT	
1991	75	72			147	CUT	
1992	73	66	71	70	280	T14	16,500.00
1994	71	71	67	72	281	T22	11,520.00
1995	73	73			146	CUT	
1996	72	73	70	73	288	T43	3,506.40
1997	71	71	72	73	287	T43	4,567.50
1998	75				75	W/D	
						Total	**$40,638.90**

Tidland, Chris (74.50)

Year	1st	2nd	3rd	4th	Total	Finish	Money
2001	71	78			149	CUT	

Tiziani, Mario (74.00)

Year	1st	2nd	3rd	4th	Total	Finish	Money
2005	73	75			148	CUT	

Todd, Brendon (70.50)

Year	1st	2nd	3rd	4th	Total	Finish	Money
2014	66	69	71	76	282	T46	$21,394.28
						Total	**$21,394.28**

Todd, Rick (77.50)

Year	1st	2nd	3rd	4th	Total	Finish	Money
1990	75	80			155	CUT	

Toepel, John (71.80)

Year	1st	2nd	3rd	4th	Total	Finish	Money
1972	79	74			153	CUT	
1974	73	70	68	69	280	T16	$3,500.00
1975	73	70	73	69	285	T36	1,076.34
						Total	**$4,576.34**

Toledo, Esteban (72.35)

Year	1st	2nd	3rd	4th	Total	Finish	Money
1994	71	73	67	70	281	T22	$11,520.00
1998	72	80			152	CUT	
1999	71	69	74	71	285	T41	9,250.00
2000	72	77			149	CUT	
2002	76	72			148	CUT	
2003	75	70			145	CUT	
2004	71	69	72	75	287	T66	10,815.00
						Total	**$31,585.00**

Tolles, Tommy (72.25)

Year	1st	2nd	3rd	4th	Total	Finish	Money
2001	75	70			145	CUT	
2004	72	72			144	CUT	

Toms, David (71.73)

Year	1st	2nd	3rd	4th	Total	Finish	Money
1993	78	74			152	CUT	
1994	72	76			148	CUT	
1996	78	73			151	CUT	
2002	70	68	68	73	279	T12	$66,500.00
2003	75	65	71	67	278	T18	67,500.00
2004	68	77			145	CUT	
2006	68	70	72	72	282	T15	97,750.00
2007	73	71			144	CUT	
2008	74	71			145	CUT	
2009	67	75	71	72	285	T31	39,900.00
2010	72	72			144	CUT	
2011	73	66			139	CUT	
2012	72	74			146	CUT	
2014	69	73	74		216	T74	15,120.00
						Total	**$286,770.00**

Toscano, Harry (73.17)

Year	1st	2nd	3rd	4th	Total	Finish	Money
1967	73	71	72	70	286	T37	$1,281.25
1968	77	79			156	CUT	
1969	74	74			148	CUT	
1970	73	70	73	72	288	T64	312.50
						Total	**$1,593.75**

Townsend, Peter (74.75)

Year	1st	2nd	3rd	4th	Total	Finish	Money
1969	72	75			147	CUT	
1970	76	76			152	CUT	

Trahan, D.J. (71.67)

Year	1st	2nd	3rd	4th	Total	Finish	Money
2003	74	70			144	CUT	
2005	76	75			151	CUT	
2006	76	68			144	CUT	
2007	73	68	70	73	284	T60	$15,120.00
2008	76	71			147	CUT	
2009	76	74			150	CUT	
2010	67	71	72	69	279	T21	75,000.00
2011	67	70	69		206	T52	18,560.00
						Total	**$108,680.00**

Traub, John (73.50)

Year	1st	2nd	3rd	4th	Total	Finish	Money
1981	77	70			147	CUT	

Trauner, Mark (74.33)

Year	1st	2nd	3rd	4th	Total	Finish	Money
1986	75	74			149	CUT	
1987	74	74			148	CUT	
1990	73	76			149	CUT	

Tredway, Skip

Trevino, Lee (70.67)

Year	1st	2nd	3rd	4th	Total	Finish	Money
1967	68	68	73	69	278	T7	$8,125.00
1968	69	76			145	CUT	
1969	71	70	67	71	279	T5	9,625.00
1971	71	75			146	CUT	
						Total	**$17,750.00**

Tringale, Cameron (70.00)

Year	1st	2nd	3rd	4th	Total	Finish	Money
2011	74	63	67		204	T32	$39,781.82
2012	75	72			147	CUT	
2013	74	67	73	73	287	T58	17,680.00
2014	66	68	72	66	272	T2	597,333.33
						Total	**$654,795.15**

Triplett, Kirk (73.60)

Year	1st	2nd	3rd	4th	Total	Finish	Money
1990	65	74	67	66	272	3	$68,000.00
1991	72	83			155	CUT	
1992	80	72			152	CUT	
1993	74	83			157	CUT	
						Total	**$68,000.00**

Trittler, Paul (73.00)

Year	1st	2nd	3rd	4th	Total	Finish	Money
1988	72	76			148	CUT	
1990	74	70			144	CUT	
						Total	

Trivisonno, Gary (75.75)

Year	1st	2nd	3rd	4th	Total	Finish	Money
1981	70	75	78	80	303	73	$776.00
						Total	**$776.00**

Trixler, Dennis (74.30)

Year	1st	2nd	3rd	4th	Total	Finish	Money
1985	75	69	70	73	287	T36	$2,304.00
1986	73	75			148	CUT	
1993	73	74	79	82	308	71	1,980.00
						Total	**$4,284.00**

Tryba, Ted (72.55)

Year	1st	2nd	3rd	4th	Total	Finish	Money
1990	73	74			147	CUT	
1993	75	74			149	CUT	
1994	71	71	66	72	280	T16	$17,400.00
1995	74	72			146	CUT	
1996	72	73	72	72	289	T53	2,714.67
1997	69	75	73	82	299	82	2,640.00
1998	74	72	67		213	T32	9,340.00
1999	74	69	69	75	287	T54	5,625.00
2000	70	77			147	CUT	
2001	72	75			147	CUT	
						Total	**$37,719.67**

Individual Player Records

Tryon, Ty (73.50)

Year	1st	2nd	3rd	4th	Total	Finish	Money
2003	77	70			147	CUT	

Tucker, Chris (74.00)

Year	1st	2nd	3rd	4th	Total	Finish	Money
1992	77	71			148	CUT	

Turnesa, Jim (73.50)

Year	1st	2nd	3rd	4th	Total	Finish	Money
1967	76	70			146	CUT	
1968	73	73			146	CUT	
1969	77	72			149	CUT	

Tuten, Billy (74.75)

Year	1st	2nd	3rd	4th	Total	Finish	Money
1989	70	73	76	80	299	T68	$2,030.00
						Total	**$2,030.00**

Tway, Bob (71.67)

Year	1st	2nd	3rd	4th	Total	Finish	Money
1981	81	81			162	CUT	
1982	73	68	72	71	284	T64	$840.00
1985	72	69	70	73	284	T20	5,620.00
1986	73	63	69	67	272	1	108,000.00
1987	75	72			147	CUT	
1988	76	68	71	73	288	T44	2,240.00
1989	69	71	70	74	284	T23	8,428.58
1991	72	74			146	CUT	
1992	67	73	71	75	286	T39	4,000.00
1993	68	74	72	76	290	T34	5,275.00
1994	71	70	75	70	286	T54	2,760.00
1995	73	70	68	72	283	T14	21,000.00
1996	72	74			146	CUT	
1997	70	67	74	75	286	T38	6,450.00
1998	66	70	71		207	T7	58,050.00
1999	73	68	75	64	280	T10	51,875.00
2000	71	76			147	CUT	
2001	81	66			147	CUT	
2002	71	71	71	72	285	T50	8,442.00
2003	76	69			145	CUT	
2004	71	69	71	74	285	T55	11,865.00
2006	71	72	75	71	289	T53	13,248.00
2007	76	70			146	CUT	
						Total	**$308,093.58**

Twiggs, Greg (73.46)

Year	1st	2nd	3rd	4th	Total	Finish	Money
1985	78	77			155	CUT	
1986	76	74			150	CUT	
1987	74	69	72	74	289	T48	$1,548.00
1989	70	75			145	CUT	
1990	70	72	71	71	284	T43	3,120.00
1991	75	75			150	CUT	
1992	76	76			152	CUT	
1993	73	75			148	CUT	
1995	73	71	75	71	290	T50	2,894.40
						Total	**$7,562.40**

Twitty, Howard (71.77)

Year	1st	2nd	3rd	4th	Total	Finish	Money
1975	74	73			147	CUT	
1976	72	66	71	72	281	T33	$1,551.43
1977	67	68	69	76	280	T13	5,400.00
1978	71	72	71	69	283	T35	1,511.25
1979	70	70	71	67	278	T2	35,200.00
1980	71	80			151	CUT	
1981	72	74	71	73	290	T50	945.00
1982	71	68	72	67	278	T26	2,960.00
1983	84	68			152	CUT	
1984	70	73	69	71	283	T31	2,965.20
1985	75	70	76	74	295	T66	1,030.00
1986	73	71	76	69	289	T48	1,477.50
1987	75	69	71	77	292	T64	1,254.00
1988	66	73	71	77	287	T36	3,084.25
1990	72	69	71	69	281	T24	7,566.67
1991	70	70	70	69	279	T10	24,000.00
1992	72	72	67	74	285	T34	5,160.00
1994	71	73	72	71	287	57	2,712.00
1995	70	80			150	CUT	
1997	70	73	73	77	293	T72	2,895.00
1998	77	73			150	CUT	
						Total	**$99,712.30**

Tyner, Tray (73.90)

Year	1st	2nd	3rd	4th	Total	Finish	Money
1992	74	74			148	CUT	
1995	72	79			151	CUT	
1996	72	74			146	CUT	
1997	71	72	74	77	294	T76	$2,805.00
						Total	**$2,805.00**

Ulozas, Tom (74.50)

Year	1st	2nd	3rd	4th	Total	Finish	Money
1972	74	75			149	CUT	

Underwood, Hal (71.50)

Year	1st	2nd	3rd	4th	Total	Finish	Money
1970	72	70	72	71	285	T48	$414.29
1971	71	72	74	70	287	T49	410.00
						Total	**$824.29**

Unger, Bob (73.00)

Year	1st	2nd	3rd	4th	Total	Finish	Money
1974	73	73			146	CUT	

Upper, Brett (72.44)

Year	1st	2nd	3rd	4th	Total	Finish	Money
1984	74	75			149	CUT	
1985	72	70	71	77	290	T49	$1,247.50
1986	68	66	74	73	281	T8	16,800.00
1987	80	73			153	CUT	
1988	77	71			148	CUT	
1991	71	66	69	77	283	T31	5,671.42
						Total	**$23,718.92**

Uresti, Omar (71.90)

Year	1st	2nd	3rd	4th	Total	Finish	Money
1995	70	75	75	72	292	T60	$2,592.00
1996	71	73	77	77	298	82	2,112.00
1997	73	75			148	CUT	
1998	72	71	68		211	T17	23,554.29
1999	71	68	69	74	282	T22	23,208.33
2000	69	73	71	72	285	T24	24,900.00
2004	70	71	74	69	284	T53	12,285.00
2005	70	73	74	68	285	T19	74,750.00
						Total	**$163,401.62**

Utley, Stan (73.67)

Year	1st	2nd	3rd	4th	Total	Finish	Money
1990	70	73	72	73	288	T73	$1,920.00
1991	75	70			145	CUT	
1992	75	78			153	CUT	
1994	79	68			147	CUT	
1995	75	76			151	CUT	
						Total	**$1,920.00**

Valentine, Tommy (74.69)

Year	1st	2nd	3rd	4th	Total	Finish	Money
1977	72	74			146	CUT	
1980	65	69	72	76	282	T20	$4,035.00
1981	74	78			152	CUT	
1982	71	78			149	CUT	
1983	79				79	W/D	
1984	76	79			155	CUT	
1985	82				82	W/D	
1986	75	75			150	CUT	
						Total	**$4,035.00**

Vallo, Joe

Van de Velde, Jean (73.00)

Year	1st	2nd	3rd	4th	Total	Finish	Money
2000	72	73			145	CUT	
2001	75	72			147	CUT	

van der Walt, Tjaart (72.40)

Year	1st	2nd	3rd	4th	Total	Finish	Money
2004	71	65	75	75	286	T60	$11,287.50
2005	73	72	74	72	291	T57	12,822.50
2006	71	76			147	CUT	
						Total	**$24,110.00**

Van Orman, Bill (79.50)

Year	1st	2nd	3rd	4th	Total	Finish	Money
1995	83	77			160	CUT	
1997	81	77			158	CUT	

Van Pelt, Bo (71.12)

Year	1st	2nd	3rd	4th	Total	Finish	Money
1999	75	69	71	78	293	T76	$4,650.00
2002	70	71	71	72	284	T46	9,922.50
2004	68	71	68	70	277	T9	131,250.00
2005	74	74			148	CUT	
2006	71	69	70	73	283	T18	69,985.71
2007	72	72			144	CUT	
2008	67	74	70	80	291	71	13,860.00
2009	70	74	66	75	285	T31	39,900.00
2010	70	75			145	CUT	
2011	67	68	68		203	T24	61,900.00
2012	70	69	74	70	283	T24	56,700.00
2013	70	76			146	CUT	
2014	65	71	70	70	276	T13	160,000.00
						Total	**$548,168.21**

Vanier, Gary (71.25)

Year	1st	2nd	3rd	4th	Total	Finish	Money
1978	72	66	76	71	285	T44	$930.00
						Total	**$930.00**

Vaughan, Bruce (74.00)

Year	1st	2nd	3rd	4th	Total	Finish	Money
1995	74	71	74	77	296	T72	$2,340.00
						Total	**$2,340.00**

Veazey, Vance (74.40)

Year	1st	2nd	3rd	4th	Total	Finish	Money
1998	73	75			148	CUT	
2003	70	74			144	CUT	
2006	80				80	W/D	

Vegas, Jhonattan (70.86)

Year	1st	2nd	3rd	4th	Total	Finish	Money
2011	70	66	74		210	70	$16,000.00
2014	69	74	69	74	286	T66	16,560.00
						Total	**$32,560.00**

Venturi, Ken (73.78)

Year	1st	2nd	3rd	4th	Total	Finish	Money
1967	70	75	67	76	288	T47	$179.16
1968	75	71			146	CUT	
1969	72	76			148	CUT	
1970	77	72			149	CUT	
1971	76	75			151	CUT	
1972	71	75			146	CUT	
1973	73	73			146	CUT	
1975	80	74			154	CUT	
						Total	**$179.16**

Veriato, Steven (72.50)

Year	1st	2nd	3rd	4th	Total	Finish	Money
1980	71	74			145	CUT	

Verplank, Scott (71.10)

Year	1st	2nd	3rd	4th	Total	Finish	Money
1988	72	69	73	77	291	T54	$1,589.00
1989	73	69	73	74	289	T47	2,568.57
1990	72	74			146	CUT	
1994	71	70	69	74	284	T44	3,628.00
1997	71	78			149	CUT	
2003	70	68	68	70	276	T11	120,000.00
2004	69	70	69	73	281	T28	36,487.50
2007	68	71	69	72	280	T35	33,775.00
2008	73	70	67	69	279	T12	129,000.00
2009	73	70	68	68	279	T9	202,500.00
2010	67	75	73	73	288	T68	15,150.00
2011	71	73			144	CUT	
						Total	**$544,698.07**

Vershure, Rick (75.67)

Year	1st	2nd	3rd	4th	Total	Finish	Money
1988	74	73			147	CUT	
1990	70	73	76	75	294	86	$1,680.00
1993	82	73			155	CUT	
1994	78	77			155	CUT	
1995	79	78			157	CUT	
						Total	**$1,680.00**

Verwey, Bob (72.67)

Year	1st	2nd	3rd	4th	Total	Finish	Money
1967	70	73	77	71	291	T65	
1968	73	72			145	CUT	

Villegas, Camilo (70.85)

Year	1st	2nd	3rd	4th	Total	Finish	Money
2007	68	70	73	67	278	T21	$75,600.00
2008	72	72			144	CUT	
2009	75				75	W/D	
2010	67	74	71	75	287	T64	15,675.00
2011	68	66	65		199	T6	259,000.00
2013	65	73	72	76	286	T54	18,320.00
2014	72	76			148	CUT	
						Total	**$368,595.00**

Vinzant, Everette (74.50)

Year	1st	2nd	3rd	4th	Total	Finish	Money
1969	74	75			149	CUT	

Wadkins, Bobby (72.35)

Year	1st	2nd	3rd	4th	Total	Finish	Money
1975	74	75			149	CUT	
1976	71	70	70	71	282	T40	$1,080.00
1977	68	76	72	69	285	T30	1,863.00
1978	78	69			147	CUT	
1979	74	76			150	CUT	
1980	75	76			151	CUT	
1982	72	69	68	71	280	T35	1,888.57
1994	78	72			150	CUT	
1995	72	66	69	72	279	3	81,600.00
1996	70	73	72	77	292	T73	2,268.00
1997	73	75			148	CUT	
1998	70	77			147	CUT	
						Total	**$88,699.57**

Wadkins, Lanny (72.43)

Year	1st	2nd	3rd	4th	Total	Finish	Money
1971	78	75			153	CUT	
1972	74	74			148	CUT	
1973	69	68	71	70	278	T16	$3,750.00
1974	69	71	76	77	293	T69	254.00
1975	77	70			147	CUT	
1977	75	77			152	CUT	
1980	70	70	78	70	288	T54	908.00
1982	66	74	70	71	281	T42	1,400.00
1983	72	71	71	74	288	T37	2,070.00
						Total	**$8,382.00**

Wadsworth, Fred (73.50)

Year	1st	2nd	3rd	4th	Total	Finish	Money
1988	70	77			147	CUT	

Wagner, Johnson (72.33)

Year	1st	2nd	3rd	4th	Total	Finish	Money
2007	73	69	76	67	285	T65	$14,490.00
2008	71	75			146	CUT	
2011	72	70			142	CUT	
2012	71	79			150	CUT	
2013	71	74			145	CUT	
						Total	**$14,490.00**

Waite, Grant (73.24)

Year	1st	2nd	3rd	4th	Total	Finish	Money
1990	83	71			154	CUT	
1993	78	78			156	CUT	
1995	68	73	72	73	286	T29	$7,465.71
1996	70	73	80	70	293	T79	2,172.00
1997	76				76	DQ	
1999	71	74	73	71	289	T66	5,100.00
2000	70	73	71	73	287	T33	14,866.67
2001	73	74			147	CUT	
2002	72	72			144	CUT	
2004	72	69	75	76	292	T80	9,397.50
						Total	**$39,001.88**

Walcher, Rocky (72.75)

Year	1st	2nd	3rd	4th	Total	Finish	Money
2001	74	70	74	73	291	T69	$6,895.00
						Total	**$6,895.00**

Waldorf, Duffy (72.02)

Year	1st	2nd	3rd	4th	Total	Finish	Money
1987	82	81			163	CUT	
1988	70	70	79	74	293	T62	$1,484.00
1989	70	74			144	CUT	
1991	71	69	68	73	281	T17	13,533.33
1992	69	67	69	71	276	2	108,000.00
1993	69	70	70	75	284	T10	25,000.00
1994	75	71			146	CUT	
1995	73	70	75	73	291	T55	2,712.00
1996	73	73			146	CUT	
1998	72	78			150	CUT	
1999	70	67	68	71	276	1	450,000.00
2000	66	72	68	76	282	T13	58,000.00
2001	72	73			145	CUT	
2002	72	71	70	70	283	T39	13,650.00
2003	75	72			147	CUT	
2004	75				75	W/D	
2005	72	75			147	CUT	
						Total	**$672,379.33**

Walker, Jimmy (71.00)

Year	1st	2nd	3rd	4th	Total	Finish	Money
2006	70	77			147	CUT	
2010	68	74	71	71	284	T52	$17,587.50
2011	71	64	67		202	T18	100,800.00
2012	66	74	74	71	285	T38	32,000.00
2013	68	73	72	73	286	T54	18,320.00
2014	71	74			145	CUT	
						Total	**$168,707.50**

Wall, Art (71.34)

Year	1st	2nd	3rd	4th	Total	Finish	Money
1967	72	69	71	72	284	T27	$1,937.50
1968	66	70	72	72	280	T19	3,250.00
1969	70	76			146	CUT	
1970	72	71	72	74	289	T70	312.50
1971	74	68	69	70	281	T11	4,468.75
1972	74	69	69	69	281	T15	3,875.00
1973	75	67	71	75	288	T62	469.00
1974	72	68	78	72	290	66	425.00
1975	72	68	69	69	278	T9	6,000.00
1976	74	75			149	CUT	
1977	71	71	71	71	284	T27	2,220.00
1979	75	71	72	71	289	T47	1,098.67
						Total	**$24,056.42**

Walters, Euan (76.50)

Year	1st	2nd	3rd	4th	Total	Finish	Money
2005	75	78			153	CUT	

Walzel, Bobby (72.00)

Year	1st	2nd	3rd	4th	Total	Finish	Money
1975	71	72	70	72	285	T36	$1,076.33
1980	72	70	71	78	291	T69	800.00
						Total	**$1,876.33**

Ward, Lester (74.50)

Year	1st	2nd	3rd	4th	Total	Finish	Money
1967	74	75			149	CUT	

Warren, Charles (73.88)

Year	1st	2nd	3rd	4th	Total	Finish	Money
2005	78	74			152	CUT	
2006	73	72			145	CUT	
2007	73	70			143	CUT	
2008	72	79			151	CUT	

Wassem, Heath (78.00)

Year	1st	2nd	3rd	4th	Total	Finish	Money
2004	79	77			156	CUT	

Watkins, Randy (80.50)

Year	1st	2nd	3rd	4th	Total	Finish	Money
1984	81	80			161	CUT	

Watkins, Scott (71.75)

Year	1st	2nd	3rd	4th	Total	Finish	Money
1981	74	74			148	CUT	
1982	70	69	69	70	278	T26	$2,960.00
1984	72	76			148	CUT	
						Total	**$2,960.00**

Watney, Nick (70.06)

Year	1st	2nd	3rd	4th	Total	Finish	Money
2005	78	71			149	CUT	
2006	71	69	74	70	284	T25	$45,856.25
2007	70	72	68	69	279	T25	49,035.00
2008	71	69	75	71	286	T62	15,050.00
2009	68	73	69	67	277	T6	260,625.00
2010	69	71	72	70	282	T36	30,784.09
2011	67	69	64		200	T10	200,000.00
2012	65	69	71	69	274	1	1,440,000.00
2013	68	70	69	69	276	T9	208,000.00
2014	76	69			145	CUT	
						Total	**$2,249,350.34**

Watson, Bob (76.56)

Year	1st	2nd	3rd	4th	Total	Finish	Money
1968	75	75			150	CUT	
1970	77	76			153	CUT	
1972	78	74			152	CUT	
1973	74	75			149	CUT	
1974	77	73			150	CUT	
1975	83	74			157	CUT	
1976	80	74			154	CUT	
1977	71	79			160	CUT	

Watson, Bubba (70.71)

Year	1st	2nd	3rd	4th	Total	Finish	Money
2006	76	75			151	CUT	
2007	72	71			143	CUT	
2008	68	70	71	70	279	T12	$129,000.00
2009	74	74			148	CUT	
2010	71	70	70	70	281	T31	44,475.00
2011	70	70			140	CUT	
2012	70	70	70	71	281	T10	160,888.89
2013	68	70	68	71	277	T13	160,000.00
2014	68	70	71	71	280	T30	46,500.00
						Total	**$540,863.89**

Watson, Craig (74.17)

Year	1st	2nd	3rd	4th	Total	Finish	Money
1979	76	74			150	CUT	
1980	75	69			144	CUT	
1982	76	75			151	CUT	

Watson, Denis (74.50)

Year	1st	2nd	3rd	4th	Total	Finish	Money
1982	71				71	DQ	
1984	72	75			147	CUT	
1990	71	76			147	CUT	
1991	67	67	75	81	290	T63	$2,130.00
1993	77	84			161	W/D	
1998	78				78	W/D	
						Total	**$2,130.00**

Watson, Roger (74.00)

Year	1st	2nd	3rd	4th	Total	Finish	Money
1976	74	74			148	CUT	

Watson, Tom (70.13)

Year	1st	2nd	3rd	4th	Total	Finish	Money
1972	79	81			160	CUT	
1973	69	70	69	69	277	T12	$4,687.50
1974	68	74	68	67	277	T9	5,750.00
1975	68	71	69	71	279	13	4,750.00
1976	64	72	73	66	275	T2	23,200.00
1977	71	68	68	71	278	T6	10,200.00
1978	70	68	70	71	279	T10	6,150.00
1979	69	75	70	68	282	T10	10,000.00
1980	68	66	70	73	277	T4	16,533.33
1982	70	72			142	CUT	
1986	72	70	70	69	281	T8	16,800.00
1989	71	69	70	68	278	T3	58,000.00
1994	71	71	70	69	281	T22	11,520.00
						Total	**$167,590.83**

Watts, Brian (73.00)

Year	1st	2nd	3rd	4th	Total	Finish	Money
1991	74	76			150	CUT	
2001	69	73	70	77	289	T63	$7,455.00
2002	71	74			145	CUT	
						Total	**$7,455.00**

Weaver, Bert (73.17)

Year	1st	2nd	3rd	4th	Total	Finish	Money
1968	74	70	71	75	290	T64	
1971	76	73			149	CUT	
						Total	

Weaver, DeWitt (72.28)

Year	1st	2nd	3rd	4th	Total	Finish	Money
1967	73	71	76	79	299	79	
1971	74	69	70	70	283	T22	$2,041.67
1972	64	73	72	68	277	T5	9,625.00
1973	67	67	73	79	286	T54	543.83
1975	77	79			156	CUT	
						Total	**$12,210.50**

Webb, Larry (77.00)

Year	1st	2nd	3rd	4th	Total	Finish	Money
1979	78	76			154	CUT	

Weber, Ron (73.50)

Year	1st	2nd	3rd	4th	Total	Finish	Money
1968	72	75			147	CUT	

Weekley, Boo (71.91)

Year	1st	2nd	3rd	4th	Total	Finish	Money
2007	71	67	72	70	280	T35	$33,775.00
2008	71	74			145	CUT	
2009	75	70	74	67	286	T41	27,750.00
2010	75	70			145	CUT	
2012	78	76			154	CUT	
2013	69	72	75	71	287	T58	17,680.00
2014	72	68	71	74	285	T61	17,120.00
						Total	**$96,325.00**

Weibring, D.A. (71.26)

Year	1st	2nd	3rd	4th	Total	Finish	Money
1977	75	74			149	CUT	
1978	72	76			148	CUT	
1979	73	70	75	69	287	T35	$1,930.00
1980	72	70	70	71	283	28	2,960.00
1982	67	68	71	68	274	T9	11,200.00
1983	74	71	69	72	286	T25	3,435.00
1984	67	71	71	69	278	T10	11,500.00
1985	74	72			146	CUT	
1986	73	71	69	70	283	T16	9,900.00
1989	72	72			144	W/D	
1991	71	70	71	71	283	T31	5,671.43
1998	73	74			147	CUT	
						Total	**$46,596.43**

Weir, Mike (70.70)

Year	1st	2nd	3rd	4th	Total	Finish	Money
1998	75				75	W/D	
2000	68	70	73	73	284	T19	$36,360.00
2002	70	71	70	68	279	T12	66,500.00
2004	71	71			142	CUT	
2006	69	70	74	72	285	T29	35,773.21
2007	69	73	72	67	281	T41	24,500.00
2008	72	67	67	72	278	T7	203,700.00
2009	71	71	72	71	285	T31	39,900.00
						Total	**$406,733.21**

Weiskopf, Tom (70.55)

Year	1st	2nd	3rd	4th	Total	Finish	Money
1967	74	74			148	CUT	
1968	74	67	67	76	284	T38	$1,170.00
1969	69	70	72	72	283	T14	3,277.27
1970	72	71	70	65	278	T6	6,910.72
1971	74	70	71	73	288	T54	333.34
1972	78				78	W/D	
1973	64	69	69	71	273	T3	14,750.00
1974	70	66	68	68	272	3	17,750.00
1975	66	63	72	71	272	3	17,750.00
1976	74				74	W/D	
1977	71	64	69	72	276	3	21,300.00
1978	70	74			144	CUT	
1980	73	71			144	CUT	
1981	74	68	76	72	290	T50	945.00
						Total	**$84,186.33**

Welch, Pat (75.50)

Year	1st	2nd	3rd	4th	Total	Finish	Money
1974	77	74			151	CUT	

Wells, John (75.00)

Year	1st	2nd	3rd	4th	Total	Finish	Money
1971	78	72			150	CUT	

Wentworth, Kevin (74.00)

Year	1st	2nd	3rd	4th	Total	Finish	Money
1998	71	77			148	CUT	
1999	77	71			148	CUT	

Westner, Wayne (73.00)

Year	1st	2nd	3rd	4th	Total	Finish	Money
1996	71	75			146	CUT	

Westwood, Lee (70.94)

Year	1st	2nd	3rd	4th	Total	Finish	Money
1998	68	74	73		215	T47	$4,623.43
2006	74	74			148	CUT	
2012	69	72	68	70	279	T5	281,000.00
2013	73	68	71	68	280	T25	58,500.00
2014	70	73	71	70	284	T57	17,840.00
						Total	**$361,963.43**

Wetterich, Brett (73.33)

Year	1st	2nd	3rd	4th	Total	Finish	Money
2000	74	77			151	CUT	
2002	72	68	73	76	289	T71	$6,895.00
2005	78	71			149	CUT	
2006	76	69			145	CUT	
2007	74	72			146	CUT	
						Total	**$6,895.00**

Whisman, Greg (72.00)

Year	1st	2nd	3rd	4th	Total	Finish	Money
1991	71	79			150	CUT	
1992	71	73	68	70	282	T22	$10,000.00
						Total	**$10,000.00**

White, Carlton (73.40)

Year	1st	2nd	3rd	4th	Total	Finish	Money
1976	63	72	74	69	278	T13	$5,250.00
1977	75	76			151	CUT	
1980	77	73			150	CUT	
1981	77	78			155	CUT	
						Total	**$5,250.00**

White, Larry (72.63)

Year	1st	2nd	3rd	4th	Total	Finish	Money
1971	72	73	79	71	295	77	$333.00
1973	76	64	75	71	286	T54	543.83
						Total	**$876.83**

White, Mike

Whitt, Don (72.50)

Year	1st	2nd	3rd	4th	Total	Finish	Money
1968	73	72			145	CUT	

Whittaker, Ron (75.00)

Year	1st	2nd	3rd	4th	Total	Finish	Money
1996	76				76	W/D	
2006	74	69	79	77	299	84	$9,890.00
						Total	**$9,890.00**

Whittenton, Jesse (78.00)

Year	1st	2nd	3rd	4th	Total	Finish	Money
1970	74	82			156	CUT	

Wi, Charlie (71.76)

Year	1st	2nd	3rd	4th	Total	Finish	Money
2005	72	69	75	75	291	T57	$12,822.50
2007	75	69			144	CUT	
2008	72	71	72	73	288	T65	14,560.00
2009	73	73	73	72	291	T67	15,300.00
2010	69	70	69	72	280	T27	54,375.00
2011	69	67	69		205	T43	23,840.00
2012	75	76			151	CUT	
2013	71	73			144	CUT	
						Total	**$120,897.50**

Wiebe, Mark (71.95)

Year	1st	2nd	3rd	4th	Total	Finish	Money
1984	70	74	75	69	288	T55	$1,135.00
1985	68	72	70	67	277	4	24,000.00
1986	68	71	73	68	280	T6	20,850.00
1987	68	70	73	76	287	T42	2,160.00
1988	77	71			148	CUT	
1989	71	73			144	CUT	
1991	74	73			147	CUT	
1992	74	72			146	CUT	
1993	72	75	67	66	280	2	108,000.00
1995	83	74			157	CUT	
1997	71	73	75	74	293	T72	2,895.00
1999	73	74			147	CUT	
2000	69	73	74	75	291	T57	6,600.00
2001	68	68	73	72	281	T19	39,500.00
						Total	**$205,140.00**

Wiechers, Jim (71.27)

Year	1st	2nd	3rd	4th	Total	Finish	Money
1968	70	71	71	70	282	T23	$2,034.72
1969	74	70	76	69	289	T53	476.19
1970	74	76			150	CUT	
1972	72	68	72	69	281	T15	3,875.00
1973	67	70	70	70	277	T12	4,687.50
1974	68	74	69	68	279	T14	4,375.00
1975	74	74			148	CUT	
1977	68	67	73	74	282	T20	3,300.00
1978	73	77			150	CUT	
						Total	**$18,748.41**

Wilcox, Terry (72.50)

Year	1st	2nd	3rd	4th	Total	Finish	Money
1967	71	71	70	71	283	T22	$2,337.50
1968	72	74			146	CUT	
1969	72	75			147	CUT	
1970	71	72	71	76	290	T73	312.50
1971	71	72	70	72	285	T36	1,143.00
1972	73	75			148	CUT	
1973	73	75			148	CUT	
1974	76	72			148	CUT	
						Total	**$3,793.00**

Wilkinson, Tim (73.40)

Year	1st	2nd	3rd	4th	Total	Finish	Money
2008	76	76			152	CUT	
2014	72	71	72		215	T71	$15,680.00
						Total	**$15,680.00**

Individual Player Records

Williamson, Jay (72.97)

Year	1st	2nd	3rd	4th	Total	Finish	Money
1995	72	73	75	77	297	T74	$2,280.00
1996	78	75			153	CUT	
1999	79	74			153	CUT	
2000	79	73			152	CUT	
2001	70	72	65	69	276	10	94,500.00
2002	69	72	72	70	283	T39	13,650.00
2004	76	74			150	CUT	
2005	77	71			148	CUT	
2006	72	69	77	77	295	T75	10,867.50
2008	74	68	70	70	282	T31	39,700.00
						Total	**$160,997.50**

Willis, Garrett (75.00)

Year	1st	2nd	3rd	4th	Total	Finish	Money
2001	73	72			145	CUT	
2002	84				84	W/D	
2010	72	74			146	CUT	

Wilson, Brian (74.50)

Year	1st	2nd	3rd	4th	Total	Finish	Money
2001	71	78			149	CUT	

Wilson, Dean (71.40)

Year	1st	2nd	3rd	4th	Total	Finish	Money
2003	74	71			145	CUT	
2005	72	71	66	71	280	6	$207,000.00
2006	70	72	74	76	292	T63	12,190.00
2007	74	68	68	74	284	T60	15,120.00
2008	72	70	67	75	284	T48	17,400.00
2010	71	72			143	CUT	
						Total	**$251,710.00**

Wilson, Jeffrey (72.50)

Year	1st	2nd	3rd	4th	Total	Finish	Money
1990	72	73			145	CUT	

Wilson, Jim (76.50)

Year	1st	2nd	3rd	4th	Total	Finish	Money
1987	79	74			153	CUT	

Wilson, John (72.00)

Year	1st	2nd	3rd	4th	Total	Finish	Money
1991	76	70			146	CUT	
1994	68	68	69	73	278	T13	$24,000.00
1995	70	74	71	73	288	T40	4,320.00
1996	67	73	73	72	285	T24	9,497.14
1997	78	77			155	CUT	
						Total	**$37,817.14**

Wilson, Mark (71.86)

Year	1st	2nd	3rd	4th	Total	Finish	Money
2003	73	72			145	CUT	
2005	79	74			153	CUT	
2007	70	74			144	CUT	
2008	72	70	71	68	281	T24	$55,400.00
2009	72	75	72	70	289	T58	16,425.00
2011	69	66	68		203	T24	61,900.00
2012	75	72			147	CUT	
2013	78	69			147	CUT	
						Total	**$133,725.00**

Wintz, Gary (73.67)

Year	1st	2nd	3rd	4th	Total	Finish	Money
1975	72	73			145	CUT	
1976	74	73			147	CUT	
1981	76	74			150	CUT	

Wittenberg, Jimmy (74.00)

Year	1st	2nd	3rd	4th	Total	Finish	Money
1977	73	75			148	CUT	

Wolcott, Bob (72.40)

Year	1st	2nd	3rd	4th	Total	Finish	Money
1989	68	74	86	72	300	70	$2,000.00
1990	68	74	71	71	284	T43	3,120.00
1991	74	66	77	78	295	69	2,020.00
1992	72	73	70	69	284	T30	6,350.00
1997	73	72	69	71	285	T33	8,100.00
						Total	**$21,590.00**

Wolff, Randy (72.60)

Year	1st	2nd	3rd	4th	Total	Finish	Money
1969	74	68	77	71	290	T58	$476.19
1970	73	68	75	74	290	T73	312.50
1971	72	74			146	CUT	
						Total	**$788.69**

Wood, Larry (71.64)

Year	1st	2nd	3rd	4th	Total	Finish	Money
1970	77	73			150	CUT	
1971	65	72	71	71	279	T6	$8,125.00
1972	76	69	72	68	285	T32	1,425.00
1973	75	69			144	CUT	
1974	75	70			145	CUT	
						Total	**$9,550.00**

Wood, Willie (72.26)

Year	1st	2nd	3rd	4th	Total	Finish	Money
1984	68	74	69	71	282	T25	$3,816.67
1985	72	66	71	70	279	5	20,000.00
1986	71	63	73	66	273	2	64,800.00
1987	79	76			155	CUT	
1988	77	72			149	CUT	
1990	73	70	71	75	289	T76	1,850.00
1991	70	69	80	75	294	68	2,040.00
1993	72	71	72	72	287	T22	10,000.00
1994	76	81			157	CUT	
1995	72	69	77	73	291	T55	2,712.00
1997	70	71	72	74	287	T43	4,567.50
1998	71	73	69		213	T32	9,340.00
1999	73	71	72	76	292	75	4,750.00
2001	79	69			148	CUT	
						Total	**$123,876.17**

Woodard, Tom (73.50)

Year	1st	2nd	3rd	4th	Total	Finish	Money
1982	73	73			146	CUT	
1985	74	74			148	CUT	

Individual Player Records

Woodland, Gary (68.27)

Year	1st	2nd	3rd	4th	Total	Finish	Money
2011	70	66	65		201	T13	$145,600.00
2013	69	64	68	73	274	T2	528,000.00
2014	73	66	69	68	276	T13	160,000.00
						Total	**$833,600.00**

Woodland, Jeff (72.30)

Year	1st	2nd	3rd	4th	Total	Finish	Money
1993	73	71	70	73	287	T22	$10,000.00
1994	72	71	71	75	289	T62	2,568.00
1995	71	76			147	CUT	
						Total	**$12,568.00**

Woods, Tiger (70.03)

Year	1st	2nd	3rd	4th	Total	Finish	Money
1994	75	70			145	CUT	
1997	72	72	71	72	287	T43	$4,567.50
2001	75	66	68	71	280	T16	56,000.00
2003	67	69	71	70	277	T13	91,000.00
2009	70	72	67	67	276	T2	495,000.00
2010	65	73	72	67	277	T12	157,500.00
2012	68	69	72	76	285	T38	32,000.00
2013	67	69	69	69	274	T2	528,000.00
						Total	**$1,364,067.50**

Woodward, Jim (73.08)

Year	1st	2nd	3rd	4th	Total	Finish	Money
1990	71	70	71	74	286	T59	$2,140.00
1991	80	75			155	CUT	
1992	72	70	75	71	288	T50	2,362.50
1994	72	76			148	CUT	
						Total	**$4,502.50**

Woosnam, Ian (74.00)

Year	1st	2nd	3rd	4th	Total	Finish	Money
1998	72	76			148	CUT	

Worley, Curtis

Year	1st	2nd	3rd	4th	Total	Finish	Money

Worthington, Brad (78.50)

Year	1st	2nd	3rd	4th	Total	Finish	Money
1991	79	75			154	CUT	
1994	78	82			160	CUT	
						Total	

Wrenn, Robert (73.71)

Year	1st	2nd	3rd	4th	Total	Finish	Money
1985	72	73	79	71	295	T66	$1,030.00
1986	73	76			149	CUT	
1987	75	69	71	74	289	T48	1,548.00
1992	72	78			150	CUT	
1993	74	75			149	CUT	
						Total	**$2,578.00**

Wright, Jim (72.61)

Year	1st	2nd	3rd	4th	Total	Finish	Money
1969	75	75			150	CUT	
1970	74	75			149	CUT	
1971	74	72			146	CUT	
1972	70	70	74	70	284	T24	$1,893.75
1973	73	70	69	72	284	DQ	
1974	78	75			153	CUT	
1975	72	79			151	CUT	
1976	77	62	69	72	280	T23	2,286.00
1977	74	73			147	CUT	
1978	72	70	67	71	280	T16	3,900.00
1979	71	69	73	73	286	T30	2,484.00
1980	70	76			146	CUT	
1981	76	73			149	CUT	
1982	76	78			154	CUT	
						Total	**$10,563.75**

Wurtz, Mark (72.44)

Year	1st	2nd	3rd	4th	Total	Finish	Money
1994	71	74			145	CUT	
1995	72	72	77	75	296	T72	$2,340.00
1998	68	73	70		211	T17	23,554.28
						Total	**$25,894.28**

Wynn, Bob (72.24)

Year	1st	2nd	3rd	4th	Total	Finish	Money
1971	75	76			151	CUT	
1973	72	71	70	75	288	T62	$469.00
1974	73	69	69	72	283	T35	1,206.16
1975	71	73	70	71	285	T36	1,076.33
1976	74	72			146	CUT	
1977	75				75	W/D	
						Total	**$2,751.49**

Wynn, Mike (71.75)

Year	1st	2nd	3rd	4th	Total	Finish	Money
1973	71	73			144	CUT	
1974	71	75			146	CUT	
1975	72	72	74	72	290	T60	$468.67
1976	64	71	70	73	278	T13	5,250.00
1977	71	74	73	72	290	T56	637.50
						Total	**$6,356.17**

Wysong, Dudley (71.40)

Year	1st	2nd	3rd	4th	Total	Finish	Money
1967	75	70			145	W/D	
1968	68	69	72	67	276	T6	$9,000.00
1969	72	74			146	CUT	
1970	72	75			147	CUT	
						Total	**$9,000.00**

Yancey, Bert (72.93)

Year	1st	2nd	3rd	4th	Total	Finish	Money
1967	70	69	71	79	289	T59	
1968	72	70	70	72	284	T38	$1,170.00
1969	71	68	70	78	287	T43	765.00
1970	78				78	W/D	
1971	72	71	73	71	287	T49	410.00
1972	73	73			146	CUT	
1975	71	73	72	73	289	T57	525.00
1976	80	81			161	CUT	
1987	73	75			148	CUT	
						Total	**$2,870.00**

Yancey, Cameron (73.50)

Year	1st	2nd	3rd	4th	Total	Finish	Money
2003	79	68			147	CUT	

Yang, Y.E. (69.45)

Year	1st	2nd	3rd	4th	Total	Finish	Money
2009	71	72	68	71	282	T20	$87,375.00
2010	73	67	74	69	283	T47	19,830.00
2011	70	66	63		199	T6	259,000.00
						Total	**$366,205.00**

Yasudo, Haruo (73.00)

Year	1st	2nd	3rd	4th	Total	Finish	Money
1972	76	68	76	72	292	T63	$416.67
						Total	**$416.67**

Yates, Wayne (71.00)

Year	1st	2nd	3rd	4th	Total	Finish	Money
1968	72	73			145	CUT	
1972	67	69	74	73	283	T22	$2,425.00
1973	71	72	66	73	282	T32	1,353.57
						Total	**$3,778.57**

Yokoo, Kaname (74.75)

Year	1st	2nd	3rd	4th	Total	Finish	Money
2001	75	74			149	CUT	
2002	73	77			150	CUT	

Young, David (78.50)

Year	1st	2nd	3rd	4th	Total	Finish	Money
1998	79	78			157	CUT	

Young, Kim (77.25)

Year	1st	2nd	3rd	4th	Total	Finish	Money
1988	77	78			155	CUT	
1992	75	79			154	CUT	

Zabriski, Bruce (75.00)

Year	1st	2nd	3rd	4th	Total	Finish	Money
1988	77	79			156	CUT	
1989	74	72			146	CUT	
1992	81	77			158	CUT	
1994	74	72			146	CUT	
1996	73	71	70	74	288	T43	$3,506.40
1997	79	76			155	CUT	
1998	76	75			151	CUT	
						Total	**$3,506.40**

Zack, Mike (74.50)

Year	1st	2nd	3rd	4th	Total	Finish	Money
1980	74	75			149	CUT	

Zarley, Kermit (71.98)

Year	1st	2nd	3rd	4th	Total	Finish	Money
1967	71	71	73	72	287	T41	$850.00
1968	74	70	72	76	292	T68	
1969	77	74			151	CUT	
1970	71	70	70	70	281	T23	2,110.00
1971	72	70	74	70	286	T44	705.00
1972	73	73			146	CUT	
1973	70	69	77	73	289	T64	431.25
1974	75	67	71	73	286	T47	657.60
1975	75	79			154	CUT	
1976	72	71	69	73	285	T53	600.00
1977	75	70	71	70	286	T35	1,385.63
1978	73	77			150	CUT	
1979	73	70	73	70	286	T30	2,484.00
1980	69	74	71	74	288	T54	908.00
1982	68	68	71	69	276	T17	6,200.00
						Total	**$16,331.48**

Zembriski, Walter (76.50)

Year	1st	2nd	3rd	4th	Total	Finish	Money
1967	76	77			153	CUT	

Zender, Bob (72.90)

Year	1st	2nd	3rd	4th	Total	Finish	Money
1973	71	75			146	CUT	
1975	75	70			145	CUT	
1978	74	73			147	CUT	
1979	71	72	75	73	291	T57	$888.00
						Total	**$888.00**

Ziegler, Larry (71.82)

Year	1st	2nd	3rd	4th	Total	Finish	Money
1967	77	73			150	CUT	
1970	73	70	76	79	298	82	$312.50
1971	74	68	73	68	283	T22	2,041.67
1972	70	71	71	70	282	T19	3,000.00
1973	70	74			144	CUT	
1974	67	67	72	69	275	T5	9,625.00
1975	72	71	70		213	W/D	
1976	68	67	71	71	277	T5	8,793.75
1977	69	72	71	75	287	T43	960.00
1978	76	69			145	CUT	
1979	71	75	76	71	293	T64	824.00
1981	72	74	72	72	290	T50	945.00
1982	68	73	71	66	278	T26	2,960.00
1983	78	73			151	CUT	
1986	77	73			150	CUT	
1987	70	77			147	CUT	
						Total	**$29,461.92**

Ziobro, Billy (73.00)

Year	1st	2nd	3rd	4th	Total	Finish	Money
1973	75	71			146	CUT	

Zoeller, Fuzzy (70.77)

Year	1st	2nd	3rd	4th	Total	Finish	Money
1976	66	72	69	68	275	T2	$23,200.00
1977	72	69	72	74	287	T43	960.00
1978	70	69	72	71	282	T29	1,907.50
1979	74	72	70	72	288	T41	1,440.00
1981	69	69	73	72	283	T16	5,800.00
1982	70	73			143	CUT	
1983	68	68	71	72	279	T4	18,600.00
1985	73	70	73	70	286	T30	3,037.67
						Total	**$54,945.17**

Zokol, Richard (73.32)

Year	1st	2nd	3rd	4th	Total	Finish	Money
1983	79	78			157	CUT	
1984	71	72	71	72	286	T46	$1,337.14
1985	73	71	77	78	299	75	950.00
1986	75	72			147	CUT	
1987	80	74			154	CUT	
1990	73	76			149	CUT	
1995	71	72	73	72	288	T40	4,320.00
2002	73	70	70	72	285	T50	8,442.00
2003	73	69	75	71	288	T62	10,650.00
						Total	**$25,699.14**

Zullo, Andy (78.50)

Year	1st	2nd	3rd	4th	Total	Finish	Money
2000	81	76			157	CUT	

Notes

Hunter Mahan overcame a one-stroke deficit in the final round to win The Barclays last year, helping him keep his streak alive as the only player on the PGA TOUR to start in every FedExCup Playoffs event. He is pictured on the viewing deck of the Empire State Building with The Barclays trophy, part of a media tour around his win at the tournament.

Championship Summaries

1967

Jack Nicklaus

Westchester CC
Harrison, NY
Par: 36-36–72

Purse: $250,000
August 24-30
Yards: 6,573

LEADERS: First Round—Jim Colbert, Gary Player and Mason Rudolph all shot 66s to lead Bob Charles, Jack Nicklaus and John Schlee by one stroke. **Second Round—**Dan Sikes shot a tournament-low 62 to join Charles and Rudolph at the top of the leaderboard at 10-under, 134. **Third Round—**Nicklaus, at 12-under 204, led Roberto De Vicenzo, Player and Sikes by three strokes.

Player	Pos.	Score		Official Money
JACK NICKLAUS	**1**	**67-69-65-71**	**272**	**$50,000.00**
Dan Sikes	2	72-62-70-69	273	30,000.00
Roberto De Vicenzo	3	69-67-68-70	274	18,750.00
Gary Player	4	66-70-68-71	275	12,500.00
Arnold Palmer	5	69-69-67-71	276	10,750.00
Doug Sanders	6	69-68-69-71	277	9,500.00
Chi Chi Rodriguez	T7	70-69-69-70	278	8,125.00
Lee Trevino	T7	68-68-73-69	278	8,125.00
Frank Beard	T9	68-67-70-74	279	6,500.00
Bob Charles	T9	67-67-71-74	279	6,500.00
Charles Coody	T9	71-69-73-66	279	6,500.00
Jim Colbert	T12	66-73-70-71	280	4,937.50
Ray Floyd	T12	73-68-67-72	280	4,937.50
Fred Marti	T12	75-66-72-67	280	4,937.50
Mason Rudolph	T12	66-68-75-71	280	4,937.50
Dave Hill	T16	68-68-72-73	281	4,125.00
Dave Stockton	T16	71-69-68-73	281	4,125.00
Julius Boros	T18	71-69-68-74	282	3,375.00
Gene Littler	T18	75-68-70-69	282	3,375.00
Johnny Pott	T18	71-71-67-73	282	3,375.00
R.H. Sikes	T18	72-68-76-66	282	3,375.00
Rex Baxter	T22	69-70-73-71	283	2,337.50
Harold Henning	T22	69-70-73-71	283	2,337.50
Bob McCallister	T22	71-67-73-72	283	2,337.50
Pat Schwab	T22	70-72-69-72	283	2,337.50
Terry Wilcox	T22	71-71-70-71	283	2,337.50
Howie Johnson	T27	69-72-70-73	284	1,937.50
Ken Still	T27	73-67-71-73	284	$1,937.50
Art Wall	T27	72-69-71-72	284	1,937.50
Tommy Aaron	T30	72-70-70-73	285	1,625.00
Butch Baird	T30	72-72-69-72	285	1,625.00
Chris Blocker	T30	70-73-70-72	285	1,625.00
Al Geiberger	T30	72-71-68-74	285	1,625.00
Jack Montgomery	T30	73-67-71-74	285	1,625.00
Steve Oppermann	T30	70-74-73-68	285	1,625.00
Charles Sifford	T30	71-67-72-75	285	1,625.00
Don Bies	T37	69-72-71-74	286	1,281.25
Tom Nieporte	T37	69-74-73-70	286	1,281.25
Phil Rodgers	T37	71-71-70-74	286	1,281.25
Harry Toscano	T37	73-71-72-70	286	1,281.25
Tommy Bolt	T41	72-70-73-72	287	850.00
Richard Crawford	T41	73-71-69-74	287	850.00
Terry Dill	T41	71-72-71-73	287	850.00
Lionel Hebert	T41	72-71-70-74	287	850.00
Jerry Pittman	T41	70-71-75-71	287	850.00
Kermit Zarley	T41	71-71-73-72	287	850.00
Al Balding	T47	70-75-71-72	288	179.17
Sam Carmichael	T47	74-68-74-72	288	179.17
Bruce Devlin	T47	71-73-72-72	288	179.17
Doug Ford	T47	69-71-75-73	288	179.17
Paul Harney	T47	71-74-71-72	288	179.17
Babe Lichardus	T47	72-70-74-72	288	179.17
Billy Maxwell	T47	74-71-72-71	288	179.17
Sam Snead	T47	68-76-71-73	288	179.17
Gay Brewer	T47	70-75-68-75	288	$179.16
Dave Eichelberger	T47	72-73-69-74	288	179.16
Dave Gumlia	T47	71-70-72-75	288	179.16
Ken Venturi	T47	70-75-67-76	288	179.16
Cliff Brown	T59	72-73-69-75	289	
Billy Casper	T59	72-73-71-73	289	
Charles Courtney	T59	74-69-75-71	289	
Wes Ellis	T59	72-73-68-76	289	
Bert Yancey	T59	70-69-71-79	289	
Paul Kelly	64	72-73-72-73	290	
Bob Goalby	T65	73-70-72-76	291	
Bob Verwey	T65	70-73-77-71	291	
Bill Bisdorf	T67	74-70-74-74	292	
Rafe Botts	T67	70-71-78-73	292	
Bob Lunn	T67	74-71-76-71	292	
Jack Fleck	T70	74-69-74-77	294	
Ted Makalena	T70	73-72-72-77	294	
Larry Mowry	T70	73-72-74-75	294	
Rocky Thompson	T70	69-74-78-73	294	
Bob Benning	T74	75-70-75-76	296	
Homero Blancas	T74	74-71-74-77	296	
Laurie Hammer	T74	76-69-75-76	296	
Joe Moresco	77	71-73-73-80	297	
Mike Krak	78	73-70-76-79	298	
DeWitt Weaver	79	73-71-76-79	299	

The following players did not finish (C=cut, W=withdrew)

C—146-Deane Beman, Dale Douglass, Billy Farrell, Randy Glover, Labron Harris, Ron Howell, Tommy Jacobs, Monty Kaser, Don Massengale, Kel Nagle, Dean Reframm, Jim Turnesa, **147-**Bruce Crampton, Howell Fraser, Bert Greene, Richard Martinez, Jerry Mowlds, Randy Petri, Roane Puett, **148-**Paul Bondeson, Gene Borek, Gene Coghill, Ross Coon, Emil Esposito, Lou Graham, Otto Greiner, Jay Hebert, Babe Hiskey, Cobie Legrange, Cary Middlecoff, Dave Ragan, Mike Souchak, Tom Weiskopf, **149-**Jim Ferree, Rod Funseth, Ed Furgol, Dick Hendrickson, Bob Kletcke, Bob Rosburg, Bob Shave, Jr., Robert Shields, Jerry Steelsmith, Lester Ward, **150-**Jackie Doss, Tony Jacklin, Larry Ziegler, **151-**Dave Marr, Gene McMasters, **152-**Herman Barron, Frank Cardi, **153-**Roy Pace, Walter Zembriski, **154-**John Cleary, **W—215-**Miller Barber, **218-**John Schlee, **220-**Jay Dolan, Bill Martindale, **142-**Gardner Dickinson, **145-**Dudley Wysong, **72-**Victor Ghezzi, **76-**Alex Antonio, Jr., Jim Ferrier, Don January, George Knudson, Rives McBee, Gene Sarazen, **77-**George Archer, **78-**Tony Manero, **80-** Claude Harmon, **81-**Tom Strafaci, **83-**Pete Mazur, **-**Bobby Nichols.

1968



Julius Boros

Westchester CC
Harrison, NY
Par: 36-36–72

Purse: $250,000
August 15-18
Yards: 6,648

LEADERS: First Round—Bob Murphy opened with an 8-under 64 to take a one-stroke lead over Dan Sikes. Art Wall was two back. **Second Round—**Murphy extended his lead to two strokes over Julius Boros, Dale Douglass, Rives McBee and Jack Nicklaus. Sikes trailed by two strokes. **Third Round—**Murphy, at 15-under 201, led Boros by three strokes and McBee by four.

Player	Pos.	Score		Official Money
JULIUS BOROS	**1**	**70-65-69-68**	**272**	**$50,000.00**
Jack Nicklaus	T2	67-68-72-66	273	20,416.67
Dan Sikes	T2	65-70-70-68	273	20,416.67
Bob Murphy	T2	64-69-68-72	273	20,416.66
Billy Casper	5	70-71-67-67	275	10,750.00
Rives McBee	T6	69-66-70-71	276	9,000.00
Dudley Wysong	T6	68-69-72-67	276	9,000.00
Bruce Crampton	T8	68-68-73-68	277	7,083.34
Frank Beard	T8	71-67-69-70	277	7,083.33
Dale Douglass	T8	70-65-73-69	277	7,083.33
Don Bies	T11	70-66-73-69	278	5,500.00
Fred Marti	T11	70-68-68-72	278	5,500.00
Arnold Palmer	T11	71-71-66-70	278	5,500.00
George Archer	T14	69-68-70-72	279	4,250.00
Gardner Dickinson	T14	68-70-70-71	279	4,250.00
Harold Henning	T14	69-70-69-71	279	4,250.00
Bob Lunn	T14	70-71-68-70	279	4,250.00
R.H. Sikes	T14	71-68-74-66	279	4,250.00
Bill Collins	T19	72-72-66-70	280	3,250.00
Ken Still	T19	71-68-68-73	280	3,250.00
Art Wall	T19	66-70-72-72	280	3,250.00
Bob Charles	22	68-71-73-69	281	2,750.00
Al Balding	T23	69-72-72-69	282	2,034.73
John Lively	T23	70-70-73-69	282	2,034.73
Gay Brewer	T23	72-66-72-72	282	2,034.72
Richard Crawford	T23	71-70-68-73	282	2,034.72
Ray Floyd	T23	74-70-70-68	282	$2,034.72
Tony Jacklin	T23	71-66-71-74	282	2,034.72
Gene Littler	T23	71-71-71-69	282	2,034.72
Pat Schwab	T23	70-69-70-73	282	2,034.72
Jim Wiechers	T23	70-71-71-70	282	2,034.72
Tommy Aaron	T32	70-72-70-71	283	1,531.25
Lionel Hebert	T32	73-70-71-69	283	1,531.25
Dave Hill	T32	69-73-73-68	283	1,531.25
Orville Moody	T32	69-67-71-76	283	1,531.25
Bobby Nichols	T32	68-68-73-74	283	1,531.25
Doug Sanders	T32	69-70-74-70	283	1,531.25
Terry Dill	T38	70-68-74-72	284	1,170.00
Bob McCallister	T38	69-71-72-72	284	1,170.00
Charles Sifford	T38	69-69-72-74	284	1,170.00
Tom Weiskopf	T38	74-67-67-76	284	1,170.00
Bert Yancey	T38	72-70-70-72	284	1,170.00
Lee Elder	T43	73-67-73-72	285	664.29
Bob Goalby	T43	69-71-71-74	285	664.29
Howie Johnson	T43	70-71-73-71	285	664.29
Dick Mayer	T43	72-70-73-70	285	664.29
Roberto De Vicenzo	T43	71-70-69-75	285	664.28
Jerry Pittman	T43	72-71-69-73	285	664.28
Dean Reframm	T43	70-74-67-74	285	664.28
Butch Baird	T50	72-68-71-75	286	100.00
Tommy Bolt	T50	69-73-74-70	286	100.00
Bert Greene	T50	73-70-73-70	286	100.00
Don January	T50	73-71-70-72	286	$100.00
Jack Montgomery	T50	73-69-73-71	286	100.00
Jacky Cupit	T55	74-63-72-78	287	
Doug Ford	T55	72-72-74-69	287	
Jim King	T55	75-68-71-73	287	
Chi Chi Rodriguez	T55	70-73-74-70	287	
Bob Stone	T55	74-69-73-71	287	
Johnny Pott	T60	71-72-72-73	288	
Bob E. Smith	T60	72-71-73-72	288	
Bob Stanton	T60	68-76-73-71	288	
Wes Ellis	63	72-72-72-73	289	
Ron Howell	T64	70-71-75-74	290	
Billy Maxwell	T64	70-72-77-71	290	
Steve Oppermann	T64	73-70-73-74	290	
Bert Weaver	T64	74-70-71-75	290	
Marty Fleckman	T68	74-70-80-68	292	
Randy Glover	T68	72-71-76-73	292	
Jim Grant	T68	73-70-75-74	292	
Hale Irwin	T68	71-72-76-73	292	
Kermit Zarley	T68	74-70-72-76	292	
Bobby Mitchell	73	71-71-74-77	293	
Mike Fetchick	74	72-72-75-75	294	
Bobby Cole	75	70-70-77-79	296	
Steve Spray	76	73-71-75-79	298	

The following players did not finish (C=cut, W=withdrew)

C—145-Jerry Barber, Chris Blocker, Charles Coody, Bill Dunn, Howell Fraser, Clayton Johnson, Ted Makalena, Dick Rhyan, Lee Trevino, Bob Verwey, Don Whitt, Wayne Yates, **146-**Homero Blancas, George Boutell, Jim Colbert, Byron Comstock, Bruce Devlin, Dave Eichelberger, Al Geiberger, Herman Keiser, Cobie Legrange, Kel Nagle, Tom Nieporte, Phil Rodgers, Bob Rosburg, John Schlee, Hideyo Sugimoto, Rocky Thompson, Jim Turnesa, Ken Venturi, Terry Wilcox, **147-**Joel Goldstrand, Eldridge Miles, Dick Schwartz, Sam Snead, Ron Weber, **148-**Ron Cerrudo, Dick Hanscom, Larry Mowry, Mason Rudolph, **149-**Herman Barron, Frank Boynton, Billy Farrell, Jim Ferrier, Jay Hebert, Jim Hiskey, Ron Letellier, **150-**Lou Graham, Larry Hinson, Mac McLendon, Dave Stockton, Bob Watson, **151-**Frank Cardi, David Jimenez, Dave Marr, Jerry McGee, Tom Shaw, **152-**Pete Brown, Al Feminelli, Victor Ghezzi, John Kennedy, **153-**Richard Bassett, Gene Borek, Dave Gumlia, **154-**Rex Baxter, Jim Langley, Monte Sanders, **156-**Harry Toscano, **157-**Ed Furgol, **158-**Joe Porter, **161-**Claude Harmon, **162-**Tony Manero, **W—218-**Miller Barber, **219-**Rod Funseth, **140-**Tommy Jacobs, **74-**Paul Bondeson, **75-**Steve Reid, **76-**Charles Courtney, Rod Horn, **77-**Jack McGowan.

Championship Summaries

1969

Frank Beard

Westchester CC
Harrison, NY
Par: 36-36–72

Purse: $250,000
July 31-August 3
Yards: 6,677

LEADERS: First Round—Tommy Bolt opened with a 6-under 66 to take a one stroke lead over Bruce Devlin and Bert Greene. **Second Round—**Greene shot 69 to assume a one-stroke lead over the quartet of Tommy Aaron, Don Bies, Bolt and Paul Harney. **Third Round—**Greene extended his lead to four strokes with a third-round 68. He led Frank Beard, Bolt, Harold Henning, Dan Sikes and Lee Trevino.

Player	Pos.	Score		Official Money
FRANK BEARD	**1**	**69-72-67-67**	**275**	**$50,000.00**
Bert Greene	2	67-69-68-72	276	28,500.00
Dan Sikes	3	71-67-70-69	277	17,750.00
Harold Henning	4	68-72-68-70	278	11,750.00
Tommy Aaron	T5	70-67-72-70	279	9,625.00
Lee Trevino	T5	71-70-67-71	279	9,625.00
Bruce Crampton	7	68-73-68-71	280	8,000.00
Dick Lotz	T8	71-71-69-70	281	7,062.50
Jerry Pittman	T8	71-71-69-70	281	7,062.50
Roberto De Vicenzo	T10	73-70-71-68	282	5,500.00
Bob Goalby	T10	71-69-71-71	282	5,500.00
Howie Johnson	T10	75-69-71-67	282	5,500.00
Al Mengert	T10	70-71-68-73	282	5,500.00
Richard Crawford	T14	72-72-71-68	283	3,277.28
Terry Dill	T14	68-72-73-70	283	3,277.28
R.H. Sikes	T14	69-74-71-69	283	3,277.28
Tommy Bolt	T14	66-71-71-75	283	3,277.27
Gay Brewer	T14	73-65-72-73	283	3,277.27
Billy Casper	T14	72-71-70-70	283	3,277.27
Ray Floyd	T14	70-73-68-72	283	3,277.27
Paul Harney	T14	68-69-75-71	283	3,277.27
Jack Nicklaus	T14	71-73-69-70	283	3,277.27
Gary Player	T14	70-74-68-71	283	3,277.27
Tom Weiskopf	T14	69-70-72-72	283	3,277.27
George Archer	T25	73-70-71-70	284	$1,887.50
Don Bies	T25	68-69-73-74	284	1,887.50
Ron Cerrudo	T25	71-74-69-70	284	1,887.50
Dave Marr	T25	75-70-68-71	284	1,887.50
Johnny Pott	T25	73-71-72-68	284	1,887.50
Doug Sanders	T25	73-71-68-72	284	1,887.50
Miller Barber	T31	71-72-73-69	285	1,428.13
Homero Blancas	T31	70-71-74-70	285	1,428.13
Rives McBee	T31	72-72-74-67	285	1,428.13
Bobby Nichols	T31	69-72-75-69	285	1,428.13
Bruce Devlin	T31	67-72-76-70	285	1,428.12
Grier Jones	T31	71-71-73-70	285	1,428.12
Jack Montgomery	T31	71-74-70-70	285	1,428.12
Tom Shaw	T31	70-71-71-73	285	1,428.12
Charles Coody	T39	71-72-73-70	286	1,087.50
Bob Murphy	T39	73-72-70-71	286	1,087.50
Steve Oppermann	T39	71-74-72-69	286	1,087.50
Bob E. Smith	T39	72-73-72-69	286	1,087.50
Bob Charles	T43	71-73-70-73	287	765.00
Rod Funseth	T43	74-71-74-68	287	765.00
Fred Marti	T43	68-77-70-72	287	765.00
Phil Rodgers	T43	70-73-70-74	287	765.00
Bert Yancey	T43	71-68-70-78	287	765.00
Julius Boros	T48	71-74-71-72	288	520.48
Dow Finsterwald	T48	72-72-73-71	288	$520.48
Bob Lunn	T48	68-73-74-73	288	520.48
Don Massengale	T48	70-75-73-70	288	520.48
Al Geiberger	T48	70-74-70-74	288	520.47
Larry Hinson	T53	71-74-70-74	289	476.19
Arnold Palmer	T53	71-74-70-74	289	476.19
Steve Reid	T53	73-72-74-70	289	476.19
Sam Snead	T53	75-70-70-74	289	476.19
Jim Wiechers	T53	74-70-76-69	289	476.19
Butch Baird	T58	72-73-72-73	290	476.19
Jim Colbert	T58	69-71-78-72	290	476.19
Tommy Jacobs	T58	73-72-69-76	290	476.19
Don January	T58	70-74-71-75	290	476.19
Randy Wolff	T58	74-68-77-71	290	476.19
Jerry Heard	T63	72-73-72-74	291	476.19
Allan Henning	T63	70-75-71-75	291	476.19
Bob Stone	65	70-75-75-72	292	476.19
Frank Boynton	T66	76-68-75-74	293	476.19
Bobby Mitchell	T66	73-72-70-78	293	476.19
Howell Fraser	68	74-71-72-78	295	476.19
Claude Harmon, Jr.	69	76-69-77-76	298	476.19
Jimmy Picard	70	71-74-77-77	299	476.19
Mike Fetchick	71	72-73-79-77	301	476.19

The following players did not finish (C=cut)

C—146-Dave Eichelberger, Lee Elder, Jim Ferrier, Gibby Gilbert, Tony Jacklin, John Lively, Richard Martinez, Charles Sifford, Ken Still, Art Wall, Dudley Wysong, **147-**Ras Allen, Charles Courtney, Bob Dickson, Jay Hebert, Hale Irwin, Gene Littler, Orville Moody, Kel Nagle, Dean Refram, Mason Rudolph, John Schlee, Dave Stockton, Peter Townsend, Terry Wilcox, **148-**Chris Blocker, Bill Collins, Wes Ellis, Dave Hill, Ron Reif, Harry Toscano, Ken Venturi, **149-**Jerry Abbott, Al Balding, Jerry Barrier, Lee Davis, Lionel Hebert, Jerry McGee, Jim Turnesa, Everette Vinzant, **150-**Gene Borek, Monty Kaser, Herman Keiser, Mike Krak, Billy Maxwell, Chi Chi Rodriguez, Pat Schwab, Bob Stanton, Jim Wright, **151-**Jerry Barber, Bobby Cole, Gardner Dickinson, Ed Furgol, Gary Groh, Jim Jamieson, Paul Kelly, Tom Kochan, Mike Reasor, Mike Souchak, Steve Spray, Kermit Zarley, **152-**Dale Douglass, Doug Ford, Bunky Henry, Tom Nieporte, Dick Rhyan, J.C. Snead, **153-**Jim Langley, Bob Shaw, **154-**Marty Fleckman, Mac McLendon, Curtis Sifford, **155-**Johnny Miller, Ray Montgomery, **156-**Billy Farrell, Mike Joyce, **157-**Herman Barron, Jerry Coats, Mario Lauretti.

1970

Bruce Crampton

Westchester CC
Harrison, NY
Par: 36-36–72

Purse: $250,000
July 30-August 2
Yards: 6,700

LEADERS: First Round—Brian Barnes, Bruce Crampton, Larry Hinson, Tommy Jacobs and Hugh Royer all shot 67s to make a five-way tie at the top. **Second Round—**Johnny Miller shot a second-round 67 to take a one stroke lead over Mike Ballo, Hinson, Jim Jamieson and John Schroeder. **Third Round—**Crampton, Hinson and Nicklaus were all tied at 10-under 206, one stroke ahead of the duo of Dave Hill and Howie Johnson.

Player	Pos.	Score		Official Money
BRUCE CRAMPTON	**1**	**67-71-68-67**	**273**	**$50,000.00**
Larry Hinson	T2	67-70-69-68	274	23,125.00
Jack Nicklaus	T2	72-67-67-68	274	23,125.00
Ray Floyd	T4	68-73-68-68	277	11,000.00
Jerry Heard	T4	73-68-69-67	277	11,000.00
Arnold Palmer	T6	72-69-69-68	278	6,910.72
Phil Rodgers	T6	69-70-72-67	278	6,910.72
Tom Weiskopf	T6	72-71-70-65	278	6,910.72
Tommy Aaron	T6	70-69-69-70	278	6,910.71
Frank Beard	T6	68-71-70-69	278	6,910.71
Dave Hill	T6	72-72-63-71	278	6,910.71
John Schroeder	T6	69-68-71-70	278	6,910.71
Homero Blancas	T13	74-67-67-71	279	4,375.00
Paul Harney	T13	71-71-70-67	279	4,375.00
Tommy Jacobs	T13	67-72-71-69	279	4,375.00
Jim Jamieson	T13	71-66-72-70	279	4,375.00
Bob Charles	T17	69-72-68-71	280	3,125.00
Charles Coody	T17	71-70-71-68	280	3,125.00
J.C. Goosie	T17	73-68-69-70	280	3,125.00
Gene Littler	T17	68-71-69-72	280	3,125.00
Hugh Royer	T17	67-71-72-70	280	3,125.00
Dan Sikes	T17	70-70-69-71	280	3,125.00
Jim Grant	T23	69-71-72-69	281	2,110.00
Howie Johnson	T23	70-72-65-74	281	2,110.00
Jack Lewis	T23	69-69-70-73	281	2,110.00
Dave Stockton	T23	71-69-71-70	281	2,110.00
Kermit Zarley	T23	71-70-70-70	281	2,110.00
Don Massengale	T28	72-72-70-68	282	1,635.72
Chi Chi Rodriguez	T28	71-69-74-68	282	$1,635.72
Sam Snead	T28	70-73-71-68	282	1,635.72
Mike Ballo	T28	68-69-73-72	282	1,635.71
Lou Graham	T28	70-73-70-69	282	1,635.71
Johnny Miller	T28	69-67-74-72	282	1,635.71
Bob Stanton	T28	70-72-69-71	282	1,635.71
Bobby Nichols	T35	71-72-72-68	283	1,270.84
Steve Oppermann	T35	71-73-70-69	283	1,270.84
Harold Henning	T35	74-67-71-71	283	1,270.83
Billy Maxwell	T35	72-69-71-71	283	1,270.83
Mason Rudolph	T35	71-69-69-74	283	1,270.83
Doug Sanders	T35	74-69-68-72	283	1,270.83
Julius Boros	T41	73-68-73-70	284	835.72
Gibby Gilbert	T41	70-73-71-70	284	835.72
Dave Marr	T41	72-72-70-70	284	835.72
Billy Casper	T41	73-66-69-76	284	835.71
Terry Dill	T41	71-70-70-73	284	835.71
Dave Eichelberger	T41	72-71-66-75	284	835.71
Charles Sifford	T41	73-68-71-72	284	835.71
Jerry Barber	T48	70-73-71-71	285	414.29
Bill Collins	T48	74-70-70-71	285	414.29
Lee Elder	T48	72-71-72-70	285	414.29
Hal Underwood	T48	72-70-72-71	285	414.29
Jim Colbert	T48	71-73-70-71	285	414.28
Al Geiberger	T48	72-71-69-73	285	414.28
Jerry McGee	T48	68-71-72-74	285	414.28
Tommy Aycock	T55	71-73-72-70	286	312.50
Charles Courtney	T55	73-69-71-73	286	312.50
Grier Jones	T55	70-69-74-73	286	$312.50
Bob Murphy	T55	70-70-72-74	286	312.50
Maurice Bembridge	T59	74-68-74-71	287	312.50
Bobby Cole	T59	74-68-75-70	287	312.50
Bob Goalby	T59	70-73-71-73	287	312.50
Labron Harris	T59	72-72-72-71	287	312.50
Mike Hill	T59	75-69-72-71	287	312.50
Brian Barnes	T64	67-73-74-74	288	312.50
Dale Douglass	T64	69-74-75-70	288	312.50
Ted Hayes	T64	73-69-79-67	288	312.50
Babe Hiskey	T64	70-73-72-73	288	312.50
Dick Lotz	T64	72-72-71-73	288	312.50
Harry Toscano	T64	73-70-73-72	288	312.50
Chris Blocker	T70	72-71-72-74	289	312.50
Gary Player	T70	72-71-74-72	289	312.50
Art Wall	T70	72-71-72-74	289	312.50
Tommy Bolt	T73	73-68-73-76	290	312.50
John Schlee	T73	73-70-73-74	290	312.50
Terry Wilcox	T73	71-72-71-76	290	312.50
Randy Wolff	T73	73-68-75-74	290	312.50
Fred Marti	T77	68-70-78-75	291	312.50
Al Mengert	T77	69-74-76-72	291	312.50
Jack McGowan	79	71-73-77-71	292	312.50
Joel Goldstrand	80	74-70-77-72	293	312.50
Bunky Henry	81	75-69-79-71	294	312.50
Larry Ziegler	82	73-70-76-79	298	312.50

The following players did not finish (C=cut, W=withdrew, D=disqualified)

C—145-Deane Beman, Don Bies, Roberto De Vicenzo, Gardner Dickinson, Wes Ellis, Doug Ford, Herb Hooper, Rives McBee, Bob Menne, Dick Rautmann, Curtis Sifford, **146-**Bert Greene, Bobby Greenwood, Lionel Hebert, Tom Joyce, Tom Nieporte, Jerry Pittman, Steve Reid, Dick Rhyan, R.H. Sikes, Ken Still, **147-**Miller Barber, Gay Brewer, Pete Brown, Ed Furgol, George Johnson, Bob Lunn, Mac McLendon, Dudley Wysong, **148-**David Bollman, Gene Borek, Alex Caygill, Ken Ellsworth, Howell Fraser, Hale Irwin, Larry Mowry, Dean Refram, Bob Schoener, **149-**Joe Cardenas, Rod Curl, Bob Erickson, Wilf Homenuik, Bobby Mitchell, Doug Olson, Les Peterson, Jimmy Picard, Tom Shaw, Steve Spray, Ken Venturi, Jim Wright, **150-**Herman Barron, Bob Benson, John Buczek, Dick Crawford, Gordon Jones, David Lee, Joe Moresco, Craig Shankland, Rocky Thompson, Jim Wiechers, Larry Wood, **151-**Jack Harden, John Levinson, Dennis Murphy, Bob E. Smith, **152-**John Baldwin, Rafe Botts, Craig Metz, Dave Ragan, Ron Reif, Peter Townsend, **153-**George Archer, John Lively, Bob Payne, Johnny Pott, Bob Watson, **154-**Billy Farrell, Claude Harmon, Jr., **156-**Gary Bowerman, Jesse Whittenton, **157-**Gene Sarazen, **158-**Tim Leslie, **W—75-**Orville Moody, **78-**Ben Hogan, Bert Yancey, **79-**Earl Fennell, George Knudson, **80-**Jim Terry, **D—77-**John Lotz.

Championship Summaries

1971

Arnold Palmer

Westchester CC
Harrison, NY
Par: 36-36–72

Purse: $250,000
July 22-25
Yards: 6,700

LEADERS: First Round—Arnold Palmer, with an 8-under 64, led Larry Wood by one stroke. Bruce Crampton and Ken Still trailed by two. **Second Round—**Palmer's 2-under 70 left him at 134, two strokes ahead of Bob E. Smith. Wood was three back. **Third Round—**Palmer maintained his lead with a 68 to move to 14-under, three ahead of Gibby Gilbert. Raymond Floyd and Hale Irwin trailed by five.

Player	Pos.	Score		Official Money
ARNOLD PALMER	**1**	**64-70-68-68**	**270**	**$50,000.00**
Gibby Gilbert	T2	67-70-68-70	275	23,125.00
Hale Irwin	T2	70-70-67-68	275	23,125.00
Frank Beard	T4	69-69-71-68	277	11,000.00
Sam Snead	T4	71-70-68-68	277	11,000.00
Bobby Nichols	T6	70-69-70-70	279	8,125.00
Mason Rudolph	T6	71-73-70-65	279	8,125.00
Larry Wood	T6	65-72-71-71	279	8,125.00
George Boutell	T9	68-70-72-70	280	6,500.00
Jack Nicklaus	T9	72-69-72-67	280	6,500.00
Bob Charles	T11	73-68-67-73	281	4,468.75
Bruce Crampton	T11	66-72-73-70	281	4,468.75
Terry Dill	T11	69-75-66-71	281	4,468.75
Ray Floyd	T11	68-73-66-74	281	4,468.75
Lou Graham	T11	70-73-73-65	281	4,468.75
Mac McLendon	T11	72-73-67-69	281	4,468.75
Art Wall	T11	74-68-69-70	281	4,468.75
Herb Hooper	T11	71-69-71-70	281	4,468.00
Paul Harney	T19	70-73-73-66	282	3,000.00
Bob Rosburg	T19	71-69-71-71	282	3,000.00
Ken Still	T19	66-75-72-69	282	3,000.00
Don Bies	T22	68-71-72-72	283	2,041.67
Rod Funseth	T22	68-74-73-68	283	2,041.67
Dave Hill	T22	73-70-70-70	283	2,041.67
Bob Lunn	T22	70-72-71-70	283	2,041.67
DeWitt Weaver	T22	74-69-70-70	283	2,041.67
Larry Ziegler	T22	74-68-73-68	283	2,041.67
Bert Greene	T22	68-75-68-72	283	$2,041.66
Bob Stone	T22	68-69-71-75	283	2,041.66
Bill Collins	T22	69-74-67-73	283	2,041.00
Jim Colbert	T31	72-69-72-71	284	1,505.00
Mike Hill	T31	75-69-70-70	284	1,505.00
Roy Pace	T31	70-70-71-73	284	1,505.00
Doug Sanders	T31	68-73-72-71	284	1,505.00
R.H. Sikes	T31	68-73-69-74	284	1,505.00
Bruce Devlin	T36	70-74-74-67	285	1,143.75
Marty Fleckman	T36	71-71-72-71	285	1,143.75
Phil Rodgers	T36	71-72-72-70	285	1,143.75
Ted Hayes	T36	72-70-72-71	285	1,143.00
Jack Lewis	T36	70-73-69-73	285	1,143.00
Larry Mowry	T36	70-69-76-70	285	1,143.00
Hugh Royer	T36	70-70-73-72	285	1,143.00
Terry Wilcox	T36	71-72-70-72	285	1,143.00
Dale Douglass	T44	72-70-73-71	286	705.00
Jerry Heard	T44	69-72-70-75	286	705.00
Johnny Miller	T44	69-76-73-68	286	705.00
Bob E. Smith	T44	68-68-75-75	286	705.00
Kermit Zarley	T44	72-70-74-70	286	705.00
Bud Allin	T49	75-68-68-76	287	410.00
Jim Jamieson	T49	70-71-72-74	287	410.00
Steve Melnyk	T49	69-74-71-73	287	410.00
Hal Underwood	T49	71-72-74-70	287	410.00
Bert Yancey	T49	72-71-73-71	287	410.00
Charles Courtney	T54	69-74-69-76	288	333.34
Mike Reasor	T54	73-72-69-74	288	$333.34
Dave Stockton	T54	72-73-71-72	288	333.34
Tom Weiskopf	T54	74-70-71-73	288	333.34
Tommy Bolt	T58	71-73-73-72	289	333.34
Lee Elder	T58	73-72-72-72	289	333.34
Gene Ferrell	T58	74-68-75-72	289	333.00
Rick Rhoads	T58	69-72-74-74	289	333.00
Ron Cerrudo	T62	69-76-71-74	290	333.33
J.C. Goosie	T62	68-76-71-75	290	333.33
Billy Maxwell	T62	71-71-74-74	290	333.33
Tommy Aycock	T62	73-69-76-72	290	333.00
Grier Jones	T66	72-72-72-75	291	333.33
Charles Sifford	T66	72-73-73-73	291	333.33
Bobby Greenwood	T66	69-73-74-75	291	333.00
Dave Marad	T66	73-70-76-72	291	333.00
Richard Crawford	T70	72-71-75-74	292	333.33
John Kennedy	T70	78-67-73-74	292	333.00
George Archer	T72	71-72-74-76	293	333.33
Deane Beman	T72	74-70-77-72	293	333.33
Homero Blancas	T72	69-73-77-74	293	333.00
Wes Ellis	T75	70-75-75-74	294	333.00
John Lotz	T75	68-76-72-78	294	333.00
Larry White	77	72-73-79-71	295	333.00
Bob Payne	78	71-73-77-75	296	333.33
Larry Laoretti	79	75-70-74-78	297	333.00
Bobby Mitchell	80	71-72-86-70	299	333.33

The following players did not finish (C=cut, W=withdrew, D=disqualified)

C—146-Al Geiberger, Labron Harris, Marion Heck, Ron Letellier, Jimmy Picard, Ron Reif, Lee Trevino, Randy Wolff, Jim Wright, **147-**Miller Barber, Bob Bourne, Charles Coody, Jacky Cupit, Jim Ferrier, David Graham, Babe Hiskey, Howie Johnson, Mike Joyce, Mike Krak, Orville Moody, Bob Murphy, **148-**Julius Boros, Rod Curl, Jim Grant, Lionel Hebert, Tom Nieporte, Chi Chi Rodriguez, Dan Sikes, **149-**Tommy Aaron, Dave Eichelberger, Mike Fetchick, Doug Ford, George Johnson, Ross Randall, Dennis Rouse, Cesar Sanudo, Bert Weaver, **150-**Gardner Dickinson, Billy Emmons, Bill Garrett, Bob Goalby, Larry Hinson, Dick Lotz, Rik Massengale, Jerry Pittman, J.C. Snead, John Wells, **151-**Gene Borek, Gay Brewer, Billy Farrell, Jim Gilbert, Jim Jewell, Ben Kern, John Schroeder, Ken Venturi, Bob Wynn, **152-**Rolf Deming, Joel Goldstrand, Dick Mayer, Bob Pipkin, **153-**Jerry Barber, George Hixon, Tom Shaw, Lanny Wadkins (A), **154-**Bob Barbarossa, **155-**Don Massengale, **157-**Joe Moresco, **W—76-**Pete Brown, **D—78-**Dave Marr.

1972

Jack Nicklaus

Westchester CC
Harrison, NY
Par: 36-36–72

Purse: $250,000
August 10-13
Yards: 6,700

LEADERS: First Round—DeWitt Weaver, with a 64, took a one-stroke lead over Steve Melnyk and Jack Nicklaus. Dwight Nevil shot a 66 to trail by two. **Second Round—**Nevil followed his 66 with 65 to lead Nicklaus by one and Bruce Devlin and Jim Simons by two. **Third Round—**Nicklaus regained the lead at 14-under 202, two strokes ahead of Nevil and four up on Gay Brewer.

Player	Pos.	Score		Official Money
JACK NICKLAUS	**1**	**65-67-70-68**	**270**	**$50,000.00**
Jim Colbert	2	70-68-70-65	273	28,500.00
Dwight Nevil	3	66-65-73-71	275	17,750.00
Homero Blancas	4	71-68-72-65	276	11,750.00
George Archer	T5	69-70-70-68	277	9,625.00
DeWitt Weaver	T5	64-73-72-68	277	9,625.00
Gay Brewer	T7	69-69-68-72	278	7,687.50
Charles Sifford	T7	68-70-70-70	278	7,687.50
Tommy Aaron	T9	71-68-71-69	279	6,250.00
Chi Chi Rodriguez	T9	71-68-71-69	279	6,250.00
Bob Rosburg	T9	69-71-71-68	279	6,250.00
Doug Sanders	T12	69-71-74-66	280	4,833.34
Bruce Devlin	T12	67-68-75-70	280	4,833.33
Ken Still	T12	71-68-74-67	280	4,833.33
Deane Beman	T15	71-68-76-66	281	3,875.00
Mac McLendon	T15	69-71-72-69	281	3,875.00
Art Wall	T15	74-69-69-69	281	3,875.00
Jim Wiechers	T15	72-68-72-69	281	3,875.00
Mike Hill	T19	70-71-71-70	282	3,000.00
Larry Hinson	T19	71-70-72-69	282	3,000.00
Larry Ziegler	T19	70-71-71-70	282	3,000.00
Bob Menne	T22	71-71-73-68	283	2,425.00
Wayne Yates	T22	67-69-74-73	283	2,425.00
Rex Baxter	T24	71-68-75-70	284	1,893.75
Bruce Crampton	T24	70-73-72-69	284	1,893.75
Hubert Green	T24	71-71-70-72	284	$1,893.75
Paul Harney	T24	73-72-68-71	284	1,893.75
Jerry McGee	T24	75-69-71-69	284	1,893.75
Johnny Miller	T24	70-71-71-72	284	1,893.75
Roy Pace	T24	71-70-69-74	284	1,893.75
Jim Wright	T24	70-70-74-70	284	1,893.75
David Graham	T32	69-74-71-71	285	1,425.00
Tom Kite	T32	71-72-72-70	285	1,425.00
Doug Olson	T32	72-73-71-69	285	1,425.00
Gary Player	T32	72-72-69-72	285	1,425.00
Dan Sikes	T32	71-69-72-73	285	1,425.00
Larry Wood	T32	76-69-72-68	285	1,425.00
Charles Courtney	T38	72-70-74-70	286	1,083.34
Steve Melnyk	T38	65-71-79-71	286	1,083.34
Howie Johnson	T38	68-75-72-71	286	1,083.33
Dick Lotz	T38	72-72-70-72	286	1,083.33
Bobby Nichols	T38	70-71-74-71	286	1,083.33
Jim Simons	T38	69-66-79-72	286	1,083.33
Chris Blocker	T44	71-72-70-74	287	705.00
Charles Coody	T44	71-71-72-73	287	705.00
Wes Ellis	T44	70-74-74-69	287	705.00
Rod Funseth	T44	73-71-72-71	287	705.00
Fred Marti	T44	73-71-71-72	287	705.00
Dave Eichelberger	T49	72-73-74-69	288	460.01
Lee Elder	T49	71-70-77-70	288	460.00
Ray Floyd	T49	73-69-71-75	288	$460.00
Mason Rudolph	T49	69-73-71-75	288	460.00
Bob E. Smith	T49	68-75-73-72	288	460.00
Butch Baird	T54	72-71-69-77	289	416.67
Marty Bohen	T54	74-70-73-72	289	416.67
Labron Harris	T54	66-77-71-75	289	416.67
Jim Dent	T57	74-68-75-73	290	416.67
Billy Maxwell	T57	73-70-74-73	290	416.67
Don Iverson	T59	70-74-73-74	291	416.67
Bob Murphy	T59	67-71-76-77	291	416.67
Cesar Sanudo	T59	73-72-70-76	291	416.67
Ed Sneed	T59	70-75-72-74	291	416.67
Bob Eastwood	T63	72-73-74-73	292	416.67
Steve Reid	T63	72-70-74-76	292	416.67
John Schlee	T63	69-71-77-75	292	416.67
Haruo Yasudo	T63	76-68-76-72	292	416.67
Doug Ford	T67	73-72-76-73	294	416.66
Bobby Greenwood	T67	73-72-77-72	294	416.66
Chuck Scally	T67	69-75-77-73	294	416.66
Tom Shaw	T67	71-71-78-74	294	416.66
Ralph Johnston	71	73-69-76-78	296	416.66
Dale Douglass	72	70-74-76-77	297	416.66
Paul Moran	73	72-70-78-78	298	416.66
Roger Ginsberg	74	72-72-75-80	299	416.66

The following players did not finish (C=cut, W=withdrew, D=disqualified)

C—146-Jerry Barber, Miller Barber, Jack Connelly, Rod Curl, Al Geiberger, Larry Gilbert, Denny Lyons, Arnold Palmer, Pat Schwab, J.C. Snead, Ken Venturi, Bert Yancey, Kermit Zarley, **147-**Gene Borek, Bobby Cole, Richard Crawford, Bert Greene, Jerry Heard, Jim Jamieson, Grier Jones, Don Massengale, Bobby Mitchell, Mike Reasor, Phil Rodgers, John Schroeder, **148-**Bill Collins, Lionel Hebert, Babe Hiskey, Hale Irwin, Tom Nieporte, Dick Rhyan, Mike Spang, Lanny Wadkins, Terry Wilcox, **149-**Bud Allin, Ron Cerrudo, Fred Haas, Bob Payne, Dave Stockton, Bob Stone, Tom Ulozas, **150-**Frank Beard, Pete Brown, Bob Charles, Lou Graham, Ben Kern, Mike Krak, Jim O'Hearn, Steve Oppermann, **151-**George Boutell, Bunky Henry, Dave Marr, **152-**Don Bies, John Lister, Bob Watson, **153-**John Toepel, **154-**Jim Ferrier, Steve Friebert, Ron Letellier, **155-**Frank Cardi, Tim Leslie, **156-**Marti Nolletti, Bobby Rousseau, **157-**R.H. Sikes, **158-**Bob Inman, **160-**Tom Watson, **W—75-**Gibby Gilbert, **78-**Julius Boros, Marty Fleckman, Bob Goalby, Herb Hooper, Joe Longo, Tom Weiskopf, **80-**Ed Furgol, **D—72-**George Thorpe.

Championship Summaries

1973

Bobby Nichols

Westchester CC
Harrison, NY
Par: 36-36–72

Purse: $250,000
August 2-5
Yards: 6,614

LEADERS: First Round—Tom Weiskopf shot an 8-under 64. He led six players, Jerry Barber, Bruce Crampton, Gibby Gilbert, Bob Murphy, DeWitt Weaver and Jim Wiechers, by three strokes. **Second Round—**Weiskopf, at 11-under 133, led Weaver by one stroke. Frank Beard, Tom Kite and Dan Sikes were two back. **Third Round—**Sikes and Weiskopf were tied at 12-under, with Beard and Bobby Cole a stroke back.

Player	Pos.	Score		Official Money
BOBBY NICHOLS#	**1**	**70-67-70-65**	**272**	**$50,000.00**
Bob Murphy	2	67-70-68-67	272	28,500.00
Dan Sikes	T3	70-65-67-71	273	14,750.00
Tom Weiskopf	T3	64-69-69-71	273	14,750.00
Gibby Gilbert	T5	67-72-68-67	274	9,083.34
Frank Beard	T5	68-67-68-71	274	9,083.33
Gene Littler	T5	68-69-71-66	274	9,083.33
David Glenz	8	69-70-66-70	275	7,375.00
Bobby Cole	T9	70-68-65-73	276	6,250.00
Jack Nicklaus	T9	70-68-69-69	276	6,250.00
Bob E. Smith	T9	69-70-71-66	276	6,250.00
Jim Jamieson	T12	68-71-72-66	277	4,687.50
Tom Kite	T12	70-65-72-70	277	4,687.50
Tom Watson	T12	69-70-69-69	277	4,687.50
Jim Wiechers	T12	67-70-70-70	277	4,687.50
Bruce Crampton	T16	67-69-70-72	278	3,750.00
Lee Elder	T16	70-69-73-66	278	3,750.00
Lanny Wadkins	T16	69-68-71-70	278	3,750.00
Charles Courtney	T19	71-69-68-71	279	2,515.63
Arnold Palmer	T19	71-70-69-69	279	2,515.63
Chi Chi Rodriguez	T19	71-69-68-71	279	2,515.63
J.C. Snead	T19	74-67-72-66	279	2,515.63
Don Bies	T19	70-67-70-72	279	2,515.62
Homero Blancas	T19	69-69-72-69	279	2,515.62
Pete Brown	T19	72-69-69-69	279	$2,515.62
Mason Rudolph	T19	69-69-72-69	279	2,515.62
Bruce Devlin	T27	68-72-70-70	280	1,850.00
Hubert Green	T27	68-69-71-72	280	1,850.00
Dwight Nevil	T27	70-68-71-71	280	1,850.00
Bob Lunn	T30	71-67-69-74	281	1,662.50
Johnny Miller	T30	70-71-72-68	281	1,662.50
Gary Player	T32	71-69-69-73	282	1,353.58
Richard Crawford	T32	68-69-72-73	282	1,353.57
Rod Curl	T32	72-69-72-69	282	1,353.57
George Johnson	T32	72-66-72-72	282	1,353.57
Bobby Mitchell	T32	72-67-69-74	282	1,353.57
Orville Moody	T32	70-71-71-70	282	1,353.57
Wayne Yates	T32	71-72-66-73	282	1,353.57
Tommy Aaron	T39	70-69-70-74	283	1,025.00
Gay Brewer	T39	69-70-73-71	283	1,025.00
Jim Colbert	T39	69-71-70-73	283	1,025.00
Bill Collins	T39	70-68-73-72	283	1,025.00
Ray Floyd	T39	68-74-70-71	283	1,025.00
Charles Coody	T44	69-72-71-72	284	775.00
David Graham	T44	68-70-77-69	284	775.00
Tommy Jacobs	T44	70-72-75-67	284	775.00
Dave Marr	T44	71-71-71-71	284	775.00
Ed Sneed	T44	70-71-75-68	284	775.00
Jerry Barber	T49	67-74-72-72	285	$615.00
Dale Douglass	T49	71-69-71-74	285	615.00
Jerry Heard	T49	71-71-72-71	285	615.00
Sam Snead	T49	71-72-71-71	285	615.00
Leonard Thompson	T49	70-73-72-70	285	615.00
Paul Moran	T54	69-70-76-71	286	543.84
Larry Stubblefield	T54	69-70-73-74	286	543.84
Gene Borek	T54	72-71-69-74	286	543.83
Al Geiberger	T54	69-72-74-71	286	543.83
DeWitt Weaver	T54	67-67-73-79	286	543.83
Larry White	T54	76-64-75-71	286	543.83
Marty Bohen	T60	71-71-75-70	287	493.50
Bob Eastwood	T60	71-68-75-73	287	493.50
Art Wall	T62	75-67-71-75	288	469.00
Bob Wynn	T62	72-71-70-75	288	469.00
Steve Melnyk	T64	70-73-73-73	289	431.25
Phil Rodgers	T64	70-70-76-73	289	431.25
Ken Still	T64	69-71-73-76	289	431.25
Kermit Zarley	T64	70-69-77-73	289	431.25
Curtis Sifford	T68	71-71-70-78	290	393.50
Dave Stockton	T68	73-70-69-78	290	393.50
Carl Lohren	70	70-72-77-78	297	375.00

#Won Playoff with birdie-3 on first extra hole

The following players did not finish (C=cut, W=withdrew, D=disqualified)

C—144-Miller Barber, Rod Funseth, Bob Goalby, Mike Higgins, Larry Hinson, Rik Massengale, Mac McLendon, John Schlee, John Schroeder, Charles Sifford, Jim Simons, Larry Wood, Mike Wynn, Larry Ziegler, **145-**Mike Ballo, Dave Eichelberger, Doug Ford, Ed Furgol, Lionel Hebert, Hale Irwin, Howie Johnson, John Mahaffey, Jack Montgomery, Terry Small, Rocky Thompson, **146-**George Archer, Byron Comstock, Jim Ferrier, Ben Kern, Jim King, Rick Rarick, Ken Venturi, Bob Zender, Billy Ziobro, **147-**Forrest Fezler, Bruce Fleisher, Lou Graham, Mike Hill, Dick Lotz, Don Massengale, Lloyd Monroe, Roy Pace, Ross Randall, **148-**Sam Adams, Bud Allin, Julius Boros, Mike McCullough, Bob Menne, Allen Miller, Tom Nieporte, Tom Shaw, Terry Wilcox, **149-**Frank Cardi, Bunky Henry, Mike Krak, Jack Lewis, Ralph Schlicht, Bob Watson, **150-**Tom Evans, Carl Pedersen, **152-**Rex Baxter, Elwin Fanning, David Jimenez, **153-**Jim Ahern, **154-**Wes Ellis, **155-**Andy Nusbaum, **156-**Vince Bizik, **157-**Arnold Frankel, **160-**Ray Dzierzanowski, **W—217-**Gardner Dickinson, Bob Rosburg, **74-**Jerry McGee, **80-**Bob Bruno, Martin Roesink, **D—284-**Jim Wright, **73-**Deane Beman.

1974

Johnny Miller

Westchester CC
Harrison, NY
Par: 36-36–72

Purse: $250,000
August 22-25
Yards: 6,614

LEADERS: First Round—Tommy Aaron, Miller Barber, Dale Douglass and Larry Ziegler all shot 5-under 67s to lead 11 golfers by one stroke. The 11 were Bruce Crampton, Rod Funseth, Larry Hinson, John Lister, Jerry McGee, Bob Murphy Jack Nicklaus, Arnold Palmer, Mason Rudolph, Dan Sikes, Tom Watson and Jim Wiechers. **Second Round—**Douglass, at 11-under 133, led Ziegler by one. **Third Round—**Johnny Miller shot a third-round 65 to take a one-shot lead over Tom Weiskopf.
CUT: 74 players at even-par 144.

PRO-AM: Individual–Jerry Heard, 66, $500. Team–Bobby Cole, Johnny Miller, Frank Beard, 56, $416.67 each.

WEATHER: Sunny and humid Thursday. Rain Friday morning, with delays from 8-9:15 a.m. and from 11 a.m.-12:20 p.m. Sunny and humid Saturday. Sunny and warm on Sunday.

Player	Pos.	Score		Official Money
JOHNNY MILLER	**1**	**69-68-65-67**	**269**	**$50,000.00**
Don Bies	2	70-65-70-66	271	28,500.00
Tom Weiskopf	3	70-66-68-68	272	17,750.00
Jerry McGee	4	68-68-70-68	274	11,750.00
Jack Nicklaus	T5	68-69-68-70	275	9,625.00
Larry Ziegler	T5	67-67-72-69	275	9,625.00
Bruce Crampton	T7	68-68-72-68	276	7,687.50
Dale Douglass	T7	67-66-72-71	276	7,687.50
Miller Barber	T9	67-71-69-70	277	5,750.00
Jim Colbert	T9	70-69-70-68	277	5,750.00
David Graham	T9	70-69-68-70	277	5,750.00
Ken Still	T9	70-69-68-70	277	5,750.00
Tom Watson	T9	68-74-68-67	277	5,750.00
Hale Irwin	T14	70-72-68-69	279	4,375.00
Jim Wiechers	T14	68-74-69-68	279	4,375.00
Richard Crawford	T16	72-69-71-68	280	3,500.00
Jerry Heard	T16	69-68-73-70	280	3,500.00
Gene Littler	T16	74-70-68-68	280	3,500.00
Dave Stockton	T16	70-69-72-69	280	3,500.00
John Toepel	T16	73-70-68-69	280	3,500.00
Homero Blancas	T21	70-69-71-71	281	2,375.00
Steve Melnyk	T21	72-68-72-69	281	2,375.00
Mason Rudolph	T21	68-71-71-71	281	2,375.00
Dan Sikes	T21	68-71-72-70	281	2,375.00
J.C. Snead	T21	73-66-72-70	281	$2,375.00
Tommy Aaron	T26	67-73-73-69	282	1,701.45
Dave Eichelberger	T26	73-71-71-67	282	1,701.45
Al Geiberger	T26	71-71-71-69	282	1,701.45
John Schroeder	T26	71-72-72-67	282	1,701.45
George Archer	T26	69-70-72-71	282	1,701.44
Charles Coody	T26	70-71-68-73	282	1,701.44
Gibby Gilbert	T26	72-68-71-71	282	1,701.44
Jim Jamieson	T26	71-73-68-70	282	1,701.44
John Lister	T26	68-72-70-72	282	1,701.44
Charles Courtney	T35	70-68-73-72	283	1,206.17
Mike Hill	T35	70-71-70-72	283	1,206.17
Bobby Mitchell	T35	71-71-72-69	283	1,206.17
Bob Stanton	T35	73-68-71-71	283	1,206.17
Gary Player	T35	71-73-66-73	283	1,206.16
Bob Wynn	T35	73-69-69-72	283	1,206.16
Frank Beard	T41	70-72-71-71	284	975.00
Marty Fleckman	T41	70-73-70-71	284	975.00
Lou Graham	T41	71-72-69-72	284	975.00
Butch Baird	T44	74-69-73-69	285	825.00
Bruce Devlin	T44	72-70-68-75	285	825.00
Sam Snead	T44	73-71-71-70	285	825.00
Bobby Cole	T47	73-71-72-70	286	657.60
Grier Jones	T47	71-68-74-73	286	657.60
Rik Massengale	T47	71-70-72-73	286	$657.60
Larry Nelson	T47	71-71-74-70	286	657.60
Kermit Zarley	T47	75-67-71-73	286	657.60
Lee Elder	T52	71-72-73-71	287	562.43
Rod Funseth	T52	68-75-73-71	287	562.43
Jim Masserio	T52	71-72-74-70	287	562.43
Gary McCord	T52	76-68-71-72	287	562.43
Bob Murphy	T52	68-74-74-71	287	562.43
Leonard Thompson	T52	74-70-72-71	287	562.43
Doug Ford	T52	70-73-70-74	287	562.42
Bruce Fleisher	T59	74-69-74-71	288	493.75
Larry Hinson	T59	68-72-73-75	288	493.75
Mike Mitchell	T59	72-71-75-70	288	493.75
Charles Sifford	T59	72-72-74-70	288	493.75
Babe Hiskey	T63	73-69-77-70	289	450.00
Spike Kelley	T63	72-72-72-73	289	450.00
Curtis Sifford	T63	72-72-72-73	289	450.00
Art Wall	66	72-68-78-72	290	425.00
Terry Dill	T67	74-69-75-74	292	406.50
Arnold Palmer	T67	68-73-71-80	292	406.50
Ben Crenshaw	T69	75-68-77-73	293	254.00
Kelley Moser	T69	74-69-79-71	293	254.00
Lanny Wadkins	T69	69-71-76-77	293	254.00

The following players did not finish (C=cut, W=withdrew)

C—145-Ras Allen, Gay Brewer, Bob Goalby, Hubert Green, Bert Greene, Don Iverson, George Johnson, Richie Karl, Lyn Lott, Gil Morgan, Bob Payne, Rick Rhoads, Bob E. Smith, Ed Sneed, Larry Wood, **146-**Gene Borek, Pete Brown, Bob Bruno, David Glenz, Gary Groh, Labron Harris, Dave Hill, Tom Kite, Mike McCullough, Bob Unger, Mike Wynn, **147-**Jim Barber, Rafe Botts, Tom Joyce, James B. Marshall, Andy North, Roy Pace, Joe Porter, **148-**Jerry Barber, Randy Erskine, Tom Jenkins, Ted Mandes, Fred Marti, Bob Menne, Terry Wilcox, **149-**Bill Collins, Mark Hayes, Lionel Hebert, Phil Rodgers, **150-**Jim Albus, Gardner Dickinson, John Erwin, Ron Hoyt, Chi Chi Rodriguez, Tom Shaw, Bob Watson, **151-**Bobby Greenwood, Pat Welch, **152-**Jack Ewing, James Ferriell, Dick Lotz, Tom Nieporte, Bob Rosburg, **153-**Sam Adams, Dwight Nevil, Jim Wright, **158-**Andy Nusbaum, **159-**Frank Cardi, **W—142-**Bobby Nichols, **73-**Pete Davison, **75-**Allen Miller, **77-**Jim Dent, Bob Dickson, Sam Farlow, Andy Thompson, **78-**Jim Jewell, **80-**Mike Kallam, **81-**Bruce Ashworth, **82-**Marty Bohen, **-**Wally Armstrong.

Championship Summaries

1975



Gene Littler

Westchester CC
Harrison, NY
Par: 36-36–72

Purse: $250,000
July 31-August 3
Yards: 6,614

LEADERS: First Round–A 7-under-par 65 gave Rik Massengale a one-stroke lead over Tom Weiskopf. **Second Round**–Weiskopf, at 15-under-par 129 following a 9-under-par 63, held a seven-stroke edge over Gene Littler, Julius Boros, Jerry Pate and Richard Crawford. **Third Round**–At 15-under-par 201, Weiskopf led Pat Fitzsimons, who shot 66, by two strokes.

CUT: 71 players at even-par 144.

PRO-AM: $7,500. Individual–Don Bies, 65, $750. Team–Tom Weiskopf, 55, $750.

WEATHER: Hot and humid the entire week. Skies were clear but hazy, and temperatures hovered near 100.

Player	Pos.	Score		Official Money
GENE LITTLER#	**1**	**68-68-69-66**	**271**	**$50,000.00**
Julius Boros	2	70-66-70-65	271	28,500.00
Tom Weiskopf	3	66-63-72-71	272	17,750.00
Bruce Lietzke	4	70-71-66-67	274	11,750.00
Pat Fitzsimons	5	67-70-66-73	276	10,250.00
Jerry Heard	T6	73-70-67-67	277	8,125.00
Hale Irwin	T6	72-65-71-69	277	8,125.00
Tom Shaw	T6	72-71-67-67	277	8,125.00
George Cadle	T9	71-69-69-69	278	6,000.00
Rik Massengale	T9	65-74-72-67	278	6,000.00
Dan Sikes	T9	72-71-69-66	278	6,000.00
Art Wall	T9	72-68-69-69	278	6,000.00
Tom Watson	13	68-71-69-71	279	4,750.00
Frank Beard	T14	73-65-74-68	280	4,125.00
Charles Coody	T14	71-67-71-71	280	4,125.00
Terry Diehl	T14	71-67-71-71	280	4,125.00
Lyn Lott	T14	71-68-68-73	280	4,125.00
Ed Dougherty	T18	70-70-72-69	281	3,250.00
Mark Hayes	T18	70-69-73-69	281	3,250.00
Jerry Pate	T18	67-69-74-71	281	3,250.00
Tommy Aaron	T21	67-72-75-68	282	2,257.15
George Burns	T21	77-67-71-67	282	2,257.15
Terry Dill	T21	71-67-74-70	282	2,257.14
Rod Funseth	T21	68-69-70-75	282	2,257.14
Tom Kite	T21	71-72-70-69	282	$2,257.14
John Mahaffey	T21	72-69-67-74	282	2,257.14
Sammy Rachels	T21	73-68-69-72	282	2,257.14
Bruce Crampton	T28	71-72-73-67	283	1,700.00
Richard Crawford	T28	69-67-74-73	283	1,700.00
Ben Crenshaw	T28	69-70-70-74	283	1,700.00
Jim Dent	T28	75-69-71-68	283	1,700.00
Joe Inman	T28	69-70-74-70	283	1,700.00
Bruce Devlin	T33	69-75-70-70	284	1,412.67
Gibby Gilbert	T33	73-68-71-72	284	1,412.67
Ken Still	T33	71-73-66-74	284	1,412.66
Don January	T36	73-71-72-69	285	1,076.34
Bob Murphy	T36	71-73-72-69	285	1,076.34
John Toepel	T36	73-70-73-69	285	1,076.34
Dale Douglass	T36	70-74-71-70	285	1,076.33
Bert Greene	T36	69-68-72-76	285	1,076.33
Andy North	T36	70-74-71-70	285	1,076.33
Bob Stanton	T36	73-69-72-71	285	1,076.33
Bobby Walzel	T36	71-72-70-72	285	1,076.33
Bob Wynn	T36	71-73-70-71	285	1,076.33
Bob Charles	T45	70-71-72-73	286	750.00
Jim Colbert	T45	73-68-71-74	286	750.00
Jim Simons	T45	73-70-73-70	286	750.00
Bob E. Smith	T45	72-70-69-75	286	750.00
Don Bies	T49	71-73-74-69	287	$615.00
David Graham	T49	71-72-69-75	287	615.00
Grier Jones	T49	70-74-74-69	287	615.00
Johnny Miller	T49	69-74-71-73	287	615.00
Mason Rudolph	T49	72-71-72-72	287	615.00
Bud Allin	T54	68-75-73-72	288	562.67
Dennis Meyer	T54	77-67-74-70	288	562.67
George Knudson	T54	73-71-73-71	288	562.66
Tony Jacklin	T57	76-67-72-74	289	525.00
Phil Rodgers	T57	74-70-71-74	289	525.00
Bert Yancey	T57	71-73-72-73	289	525.00
Homero Blancas	T60	70-74-77-69	290	468.67
Bob Erickson	T60	71-73-76-70	290	468.67
Ross Randall	T60	74-70-76-70	290	468.67
Mike Wynn	T60	72-72-74-72	290	468.67
Bobby Cole	T60	71-69-76-74	290	468.66
Mike Hill	T60	70-70-73-77	290	468.66
Lionel Hebert	66	74-69-74-74	291	425.00
Bill Collins	67	71-73-78-70	292	413.00
Bob Dickson	68	69-75-75-74	293	400.00
Gardner Dickinson	T69	69-75-79-72	295	381.00
Gary Groh	T69	71-72-77-75	295	381.00

#Won playoff with par-4 on first extra hole

The following players did not finish (C=cut, W=withdrew, D=disqualified)

C—145-George Archer, Bob Bruno, Dave Eichelberger, Don Iverson, Jerry McGee, Artie McNickle, Steve Melnyk, Bobby Nichols, Bill Rogers, Curtis Sifford, Barney Thompson, Gary Wintz, Bob Zender, **146-**Frank Conner, Rod Curl, Al Geiberger, Lou Graham, Bobby Greenwood, Barry Jaeckel, Tom Jenkins, Fred Marti, Joe Porter, Doug Sanders, Ed Sneed, **147-**Randy Erskine, Forrest Fezler, Dave Hill, Larry Hinson, Tom Joyce, Jim Masserio, Bob Menne, Gary Player, Dick Rhyan, Chi Chi Rodriguez, Howard Twitty, Lanny Wadkins, **148-**Wally Armstrong, Miller Barber, Mac McLendon, Sam Snead, Jim Wiechers, **149-**Gay Brewer, Doug Ford, Mike Higuera, Florentino Molina, Bobby Wadkins, **150-**Jimmie Bullard, Ed Furgol, Ralph Johnston, Dick Lotz, Mike McCullough, Roy Pace, Leonard Thompson, **151-**Ray Floyd, Perry Leslie, Carl Lohren, Dave Newquist, Jim Wright, **152-**Frank Cardi, David Glenz, Dwight Nevil, Craig Shankland, J.C. Snead, Jeff Steinberg, **153-**Lee Elder, Randy Feather, **154-**Hubert Green, Ken Venturi, Kermit Zarley, **155-**Al Jones, **156-**Carl Pedersen, DeWitt Weaver, **157-**Mike Joyce, Bob Watson, **163-**Jerry Barber, **W—213-**Larry Ziegler, **74-**Charles Courtney, Gary McCord, **75-**George Johnson, Howie Johnson, **77-**John Schlee, **D—73-**Victor Regalado.

1976

David Graham

Westchester CC
Harrison, NY
Par: 36-35–71

Purse: $300,000
July 15-18
Yards: 6,603

LEADERS: First Round–David Graham and Carlton (Slugger) White, at 8-under-par 63, led Tom Watson and Mike Wynn by one stroke. **Second Round**–David Graham, at 11-under-par 131, enjoyed a four-stroke margin over White, Wynn and Larry Ziegler. **Third Round**– Graham, at 12-under-par 201, held a four-stroke lead over Wynn.

CUT: 85 players at 1-over-par 143.

PRO-AM: $7,500. Individual–Bob Wynn, Arnold Palmer, Don January, 65, $625 each. Team–Jack Nicklaus, 52, $750.

WEATHER: Warm and sunny Thursday. Overcast with rain Friday afternoon. Mostly sunny and very pleasant Saturday and Sunday.

Player	Pos.	Score		Official Money
DAVID GRAHAM	**1**	**63-68-70-71**	**272**	**$60,000.00**
Ben Crenshaw	T2	69-68-69-69	275	23,200.00
Tom Watson	T2	64-72-73-66	275	23,200.00
Fuzzy Zoeller	T2	66-72-69-68	275	23,200.00
Bud Allin	T5	70-68-72-67	277	8,793.75
Miller Barber	T5	69-68-70-70	277	8,793.75
Mike Hill	T5	65-72-71-69	277	8,793.75
John Mahaffey	T5	71-70-69-67	277	8,793.75
Rik Massengale	T5	70-71-68-68	277	8,793.75
Dan Sikes	T5	70-69-70-68	277	8,793.75
Ed Sneed	T5	71-67-71-68	277	8,793.75
Larry Ziegler	T5	68-67-71-71	277	8,793.75
Al Geiberger	T13	69-71-67-71	278	5,250.00
John Jacobs	T13	70-69-72-67	278	5,250.00
Carlton White	T13	63-72-74-69	278	5,250.00
Mike Wynn	T13	64-71-70-73	278	5,250.00
Gay Brewer	T17	66-73-73-67	279	3,750.00
Richard Crawford	T17	72-70-68-69	279	3,750.00
Terry Dill	T17	71-71-70-67	279	3,750.00
Tom Kite	T17	72-71-66-70	279	3,750.00
Gene Littler	T17	70-69-69-71	279	3,750.00
Johnny Miller	T17	71-67-69-72	279	3,750.00
Don Bies	T23	73-70-69-68	280	2,286.00
Don January	T23	71-69-69-71	280	2,286.00
Jerry McGee	T23	71-70-66-73	280	2,286.00
Mac McLendon	T23	68-71-71-70	280	2,286.00
Jack Nicklaus	T23	70-73-69-68	280	2,286.00
Andy North	T23	69-67-73-71	280	2,286.00
Eddie Pearce	T23	70-67-71-72	280	$2,286.00
J.C. Snead	T23	70-72-67-71	280	2,286.00
Dave Stockton	T23	70-72-68-70	280	2,286.00
Jim Wright	T23	77-62-69-72	280	2,286.00
Rex Caldwell	T33	71-71-68-71	281	1,551.43
Joey Dills	T33	70-73-67-71	281	1,551.43
Grier Jones	T33	71-71-70-69	281	1,551.43
Bruce Lietzke	T33	65-74-73-69	281	1,551.43
Dick Lotz	T33	69-71-72-69	281	1,551.43
Howard Twitty	T33	72-66-71-72	281	1,551.43
Hubert Green	T33	67-71-70-73	281	1,551.42
Dave Eichelberger	T40	69-71-68-74	282	1,080.00
Lee Elder	T40	74-69-70-69	282	1,080.00
Joe Inman	T40	68-71-72-71	282	1,080.00
Gary McCord	T40	70-68-70-74	282	1,080.00
Bobby Nichols	T40	73-70-69-70	282	1,080.00
Phil Rodgers	T40	69-70-72-71	282	1,080.00
Jim Simons	T40	69-70-71-72	282	1,080.00
Bobby Wadkins	T40	71-70-70-71	282	1,080.00
Billy Casper	T48	72-70-73-68	283	759.00
Jim Dent	T48	73-69-74-67	283	759.00
Lou Graham	T48	75-66-69-73	283	759.00
Hale Irwin	T48	70-71-69-73	283	759.00
Ken Still	T48	71-71-71-70	283	759.00
Tommy Aaron	T53	70-72-73-69	284	675.00
Wally Armstrong	T53	69-73-68-74	284	675.00
George Burns	T53	71-68-74-71	284	675.00
Ron Cerrudo	T53	68-75-69-72	284	675.00
Bruce Crampton	T53	70-71-72-71	284	$675.00
Bill Calfee	T53	69-74-71-71	285	600.00
Jim Colbert	T53	71-70-72-72	285	600.00
Babe Hiskey	T53	69-73-72-71	285	600.00
Arnold Palmer	T53	69-67-72-77	285	600.00
Kermit Zarley	T53	72-71-69-73	285	600.00
Bob Charles	T63	69-71-72-74	286	517.50
Bob Gilder	T63	74-66-74-72	286	517.50
Dave Hill	T63	69-69-74-74	286	517.50
Barry Jaeckel	T63	68-70-70-78	286	517.50
George Johnson	T63	72-71-72-71	286	517.50
Chi Chi Rodriguez	T63	68-73-74-71	286	517.50
George Archer	T69	73-69-71-74	287	152.50
Charles Coody	T69	71-72-75-69	287	152.50
Mark Hayes	T69	70-73-72-72	287	152.50
Mike Reasor	T69	70-73-72-72	287	152.50
Dean Refram	T69	72-71-72-72	287	152.50
David Sheff	T69	71-72-72-72	287	152.50
Bob Eastwood	T75	73-68-73-74	288	
Don Iverson	T75	70-72-70-76	288	
Bill Rogers	T75	71-72-77-68	288	
Allen Miller	78	68-73-75-73	289	
Jerry Heard	79	74-69-72-75	290	
Gene Frank	80	75-68-75-73	291	
Stanton Altgelt	T81	74-67-73-78	292	
Sammy Rachels	T81	70-71-76-75	292	
Gibby Gilbert	83	72-70-76-76	294	
Tom Joyce	84	71-72-78-75	296	

The following players did not finish (C=cut, W=withdrew)

C—144-George Cadle, Terry Diehl, Pat Fitzsimons, John Gentile, Gary Groh, John Lister, Lyn Lott, Jerry Pate, Gary Player, John Schlee, Tom Shaw, Leonard Thompson, **145-**Butch Baird, Frank Beard, Homero Blancas, Julius Boros, Duke Butler, Bruce Devlin, Lionel Hebert, John Jackson, Spike Kelley, Gary Koch, Billy Kratzert, Bob Lunn, Roger Maltbie, Tom McGinnis, Steve Melnyk, Mike Mitchell, Dwight Nevil, Joe Porter, Mason Rudolph, Bob E. Smith, Barney Thompson, **146-**Sam Adams, Dale Douglass, Tom Jenkins, Jim Masserio, Bob Wynn, **147-**Bill Collins, Rod Curl, Ed Dougherty, Jack Ewing, Marty Fleckman, Bruce Fleisher, Jim Jamieson, Howie Johnson, Richie Karl, Perry Leslie, Gary Wintz, **148-**Woody Blackburn, Rod Funseth, Monty Kaser, Don Pooley, Tom Purtzer, Roger Watson, **149-**Bob Dickson, Mike Evans, Doug Ford, Carl Lohren, Monte Sanders, Austin Straub, Art Wall, **150-**Peter Beames, Bob Goalby, Mike McCullough, Rocky Thompson, **151-**Ray Floyd, Lon Hinkle, Dave Newquist, **152-**Bill Mallon, Florentino Molina, Gil Morgan, **153-**Ed Furgol, John Harris, **154-**Bob Watson, 155-Mike Odom, **161-**Bert Yancey, **W—217-**Forrest Fezler, **74-**Mike Morley, Tom Weiskopf, **79-**Ron Letellier, **82-**David Lundstrom, **85-**Larry Nelson.

Championship Summaries

1977

Andy North

Westchester CC
Harrison, NY
Par: 36-35–71

Purse: $300,000
August 18-21
Yards: 6,603

LEADERS: First Round–Miller Barber and Andy North, at 5-under-par 66, led by one stroke over Charles Coody, Grier Jones and Howard Twitty. **Second Round**–Barber, Coody, Twitty, Rod Curl, Leonard Thompson, Tom Weiskopf and Jim Weichers were tied at 7-under-par 135. **Third Round**–North, at 12-under-par 201, held a three-stroke lead over Twitty and Weiskopf.

CUT: 78 players at 3-over-par 145.

PRO-AM: $7,500. Heavy mid-day rains cut the pro-am to four nine-hole events. Front Nine: Morning Individual–Tom Purtzer, 33, $187.50; Team–Don Bies, 27, $185.50. Afternoon Individual–Lanny Wadkins, 33, $187.50; Team–Lee Elder, 27, $187.50. Back Nine: Morning Individual–Bill Kratzert, 32, $187.50; Team–Bill Kratzert, 27, $187.50. Afternoon Individual–Tom Weiskopf, 32, $187.50; Team–Bob Gilder, Bud Allin, 27, $168.75 each.

WEATHER: Following the Wednesday rains, very pleasant with some breeze Thursday through Sunday.

Player	Pos.	Score		Official Money
ANDY NORTH	**1**	**66-70-65-71**	**272**	**$60,000.00**
George Archer	2	70-69-68-67	274	34,200.00
Tom Weiskopf	3	71-64-69-72	276	21,300.00
Andy Bean	T4	71-66-71-69	277	13,200.00
George Burns	T4	69-67-75-66	277	13,200.00
Leonard Thompson	T6	69-66-70-73	278	10,200.00
Tom Watson	T6	71-68-68-71	278	10,200.00
Charles Coody	T8	67-68-72-72	279	7,530.00
Rod Curl	T8	68-67-74-70	279	7,530.00
Mac McLendon	T8	71-66-70-72	279	7,530.00
Jack Nicklaus	T8	71-74-68-66	279	7,530.00
Don Pooley	T8	74-66-72-67	279	7,530.00
Bill Kratzert	T13	69-68-71-72	280	5,400.00
Rik Massengale	T13	71-69-71-69	280	5,400.00
Howard Twitty	T13	67-68-69-76	280	5,400.00
Lee Elder	T16	69-70-71-71	281	4,350.00
Mark Hayes	T16	70-71-68-72	281	4,350.00
Tom Kite	T16	71-67-72-71	281	4,350.00
Dan Sikes	T16	73-67-69-72	281	4,350.00
Bruce Lietzke	T20	75-69-68-70	282	3,300.00
Johnny Miller	T20	73-66-69-74	282	3,300.00
Jim Wiechers	T20	68-67-73-74	282	3,300.00
Miller Barber	T23	66-69-73-75	283	2,587.50
Don Bies	T23	73-68-71-71	283	2,587.50
Bob Goalby	T23	71-72-72-68	283	2,587.50
John Mahaffey	T23	73-72-67-71	283	2,587.50
Tom Jenkins	T27	68-74-70-72	284	$2,220.00
Eddie Pearce	T27	68-74-71-71	284	2,220.00
Art Wall	T27	71-71-71-71	284	2,220.00
Gene Borek	T30	73-70-69-73	285	1,863.00
Bob Eastwood	T30	70-71-69-75	285	1,863.00
Don January	T30	76-69-68-72	285	1,863.00
Wayne Levi	T30	70-75-68-72	285	1,863.00
Bobby Wadkins	T30	68-76-72-69	285	1,863.00
Pete Brown	T35	70-74-74-68	286	1,385.63
Hale Irwin	T35	74-69-73-70	286	1,385.63
J.C. Snead	T35	72-69-74-71	286	1,385.63
Kermit Zarley	T35	75-70-71-70	286	1,385.63
Ben Crenshaw	T35	74-71-69-72	286	1,385.62
Lyn Lott	T35	72-69-74-71	286	1,385.62
Bob Shearer	T35	72-73-69-72	286	1,385.62
Alan Tapie	T35	76-69-70-71	286	1,385.62
Bobby Cole	T43	70-66-77-74	287	960.00
Jay Haas	T43	71-72-70-74	287	960.00
Bob E. Smith	T43	71-74-71-71	287	960.00
Ron Streck	T43	70-71-75-71	287	960.00
Larry Ziegler	T43	69-72-71-75	287	960.00
Fuzzy Zoeller	T43	72-69-72-74	287	960.00
Grier Jones	T49	67-71-75-75	288	765.00
Bobby Nichols	T49	71-71-70-76	288	765.00
Bud Allin	T51	73-70-74-72	289	705.00
Wally Armstrong	T51	70-72-72-75	289	705.00
Mike McCullough	T51	72-73-71-73	289	$705.00
Artie McNickle	T51	75-68-72-74	289	705.00
Orville Moody	T51	71-74-69-75	289	705.00
Gary Koch	T56	73-70-75-72	290	637.50
Tom McGinnis	T56	73-71-74-72	290	637.50
Curtis Strange	T56	70-70-76-74	290	637.50
Mike Wynn	T56	71-74-73-72	290	637.50
Frank Conner	T60	72-72-72-75	291	562.50
David Graham	T60	72-73-72-74	291	562.50
Joe Inman	T60	71-73-70-77	291	562.50
Jerry McGee	T60	70-73-70-78	291	562.50
Gary Player	T60	73-69-75-74	291	562.50
Ed Sneed	T60	73-69-73-76	291	562.50
Tommy Aaron	T66	73-68-75-77	293	400.00
Morris Hatalsky	T66	72-73-80-68	293	400.00
Lon Hinkle	T66	69-74-71-79	293	400.00
John Schroeder	T66	75-70-73-75	293	400.00
Tom Shaw	T66	70-74-71-78	293	400.00
Tim Simpson	T66	72-72-73-76	293	400.00
Mike Reid	72	70-74-75-75	294	
John Lister	T73	75-70-75-75	295	
Bill Mallon	T73	68-74-75-78	295	
Larry Nelson	T73	72-73-76-74	295	
Victor Regalado	T73	71-74-75-75	295	
Chuck Milne	77	75-70-76-75	296	

The following players did not finish (C=cut, W=withdrew)

C—142-Dennis Meyer, **146-**Jim Albus, Mike Ballo, Frank Beard, George Cadle, Jim Colbert, Lionel Hebert, Florentino Molina, Alan T. Pate, Jim Simons, Sam Snead, David Thore, Tommy Valentine, **147-**Mike Hill, Terry Mauney, Gil Morgan, Jack Newton, Mark Pfeil, Joe Porter, Jim Wright, **148-**Butch Baird, Jim Baker, Jim Barker, Richard Crawford, Pete Davison, Bob Gilder, Rusty Guernsey, Phillip Hancock, George Johnson, Steve Melnyk, Chi Chi Rodriguez, Curtis Sifford, Barney Thompson, Jimmy Wittenberg, **149-**Woody Blackburn, Marty Bohen, Randy Erskine, Rod Funseth, Jerry Heard, Tom Joyce, Bob Lunn, Graham Marsh, Dwight Nevil, Tom Purtzer, D.A. Weibring, **150-**Jim Booros, Gay Brewer, Dave Eichelberger, Perry Leslie, Gene Littler, Dave Newquist, Mason Rudolph, Bob Watson, **151-**Bob Benson, Brady Miller, Bob Payne, Ed Sabo, Austin Straub, Carlton White, **152-**Homero Blancas, Terry Diehl, Dale Douglass, Craig Stadler, Lanny Wadkins, **153-**Gary Hardin, Peter Jacobsen, Lance Suzuki, **154-**Frank Cardi, Dick Mast, **155-**Mal Galletta, **156-**Carl Higgins, John Jacobs, **157-**Phil Ferranti, **158-**Fred Clark, Ed Furgol, Joe Kunes, **160-**Ken Still, **162-**Wren Lum, **163-**Doug Ford, **W—137-**Forrest Fezler, **75-**Bob Wynn, **76-**Julius Boros.

1978



Lee Elder

Westchester CC
Harrison, NY
Par: 36-35–71

Purse: $300,000
August 17-20
Yards: 6,603

LEADERS: First Round–A 6-under-par 65 gave Barry Jaeckel a one-stroke lead over Jim Albus. **Second Round**–Ed Sabo, at 7-under-par 135, led Jack Nicklaus by one stroke. **Third Round**–Gibby Gilbert and Alan Tapie, at 8-under-par 205, held a one-stroke lead over Hubert Green.

CUT: 70 players at 1-over-par 143.

PRO-AM: $7,500. Individual–Bob Shearer, 67, $750. Team–Tom Weiskopf, 54, $750.

WEATHER: Warm and humid Thursday. Slightly cooler and less humid through the weekend.

Player	Pos.	Score		Official Money
LEE ELDER	**1**	**71-68-68-67**	**274**	**$60,000.00**
Mark Hayes	2	70-67-72-66	275	34,200.00
Hubert Green	3	70-68-68-70	276	21,300.00
Bill Kratzert	4	71-72-67-67	277	14,100.00
Dave Eichelberger	T5	70-71-66-71	278	9,930.00
Gibby Gilbert	T5	69-68-68-73	278	9,930.00
Bob Murphy	T5	71-72-66-69	278	9,930.00
Dave Stockton	T5	74-69-69-66	278	9,930.00
Alan Tapie	T5	70-68-67-73	278	9,930.00
Rod Curl	T10	71-70-67-71	279	6,150.00
David Graham	T10	69-68-76-66	279	6,150.00
Grier Jones	T10	69-72-66-72	279	6,150.00
Larry Nelson	T10	69-69-73-68	279	6,150.00
Jack Nicklaus	T10	67-69-71-72	279	6,150.00
Tom Watson	T10	70-68-70-71	279	6,150.00
Tommy Aaron	T16	70-70-70-70	280	3,900.00
Frank Beard	T16	71-69-68-72	280	3,900.00
Ben Crenshaw	T16	68-72-69-71	280	3,900.00
Al Geiberger	T16	70-70-69-71	280	3,900.00
Jay Haas	T16	67-72-72-69	280	3,900.00
Lonnie Nielsen	T16	73-69-67-71	280	3,900.00
Jim Wright	T16	72-70-67-71	280	3,900.00
Rex Caldwell	T23	67-75-66-73	281	2,480.00
Bob Eastwood	T23	72-66-73-70	281	2,480.00
Don January	T23	67-71-72-71	281	$2,480.00
Tom Kite	T23	68-70-74-69	281	2,480.00
Gil Morgan	T23	71-67-71-72	281	2,480.00
Ed Sabo	T23	67-68-74-72	281	2,480.00
Gay Brewer	T29	71-71-69-71	282	1,907.50
Bill Calfee	T29	70-73-69-70	282	1,907.50
Orville Moody	T29	73-70-67-72	282	1,907.50
Jerry Pate	T29	69-68-72-73	282	1,907.50
Dan Sikes	T29	70-71-70-71	282	1,907.50
Fuzzy Zoeller	T29	70-69-72-71	282	1,907.50
Rod Funseth	T35	68-72-72-71	283	1,511.25
Andy North	T35	72-71-69-71	283	1,511.25
Tim Simpson	T35	73-66-73-71	283	1,511.25
Howard Twitty	T35	71-72-71-69	283	1,511.25
Wally Armstrong	T39	68-69-78-69	284	1,230.00
Phil Hancock	T39	70-69-74-71	284	1,230.00
Artie McNickle	T39	72-70-72-70	284	1,230.00
Jack Newton	T39	69-73-71-71	284	1,230.00
Leonard Thompson	T39	70-70-74-70	284	1,230.00
Gene Borek	T44	69-71-70-75	285	930.00
Dale Douglass	T44	69-70-75-71	285	930.00
Jerry Heard	T44	70-72-71-72	285	930.00
Allen Miller	T44	68-74-71-72	285	930.00
Gary Vanier	T44	72-66-76-71	285	930.00
Jim Dent	T49	73-67-72-74	286	$730.00
Barry Jaeckel	T49	65-73-77-71	286	730.00
Jerry McGee	T49	70-68-75-73	286	730.00
Chi Chi Rodriguez	T49	69-73-71-73	286	730.00
Bob Shearer	T49	69-72-70-75	286	730.00
J.C. Snead	T49	72-70-69-75	286	730.00
Jim Albus	T55	66-74-78-69	287	645.00
Terry Diehl	T55	71-72-75-69	287	645.00
John Mahaffey	T55	68-72-72-75	287	645.00
Graham Marsh	T55	71-71-74-71	287	645.00
Peter Oosterhuis	T55	68-74-71-74	287	645.00
Jim Simons	T60	69-73-77-69	288	592.50
Curtis Strange	T60	72-70-72-74	288	592.50
Mike McCullough	T62	70-72-73-74	289	555.00
Mac McLendon	T62	72-67-76-74	289	555.00
Mike Sullivan	T62	70-73-77-69	289	555.00
Gary Groh	T65	71-70-77-72	290	510.00
John Schroeder	T65	71-72-73-74	290	510.00
Craig Stadler	T65	74-69-73-74	290	510.00
Jeff Hewes	68	69-73-76-73	291	480.00
Alan T. Pate	69	67-71-82-73	293	465.00
Don Iverson	70	73-70-79-74	296	450.00

The following players did not finish (C=cut, W=withdrew)

C—144-George Archer, Homero Blancas, Pete Brown, Bob Byman, Charles Coody, Mike Hill, Joe Inman, George Johnson, Jeff Mitchell, Bobby Nichols, Mason Rudolph, Rocky Thompson, Tom Weiskopf, **145-**Don Bies, Brad Bryant, Antonio O. Cerda, Jim Colbert, Forrest Fezler, John Gentile, Gary Koch, Lee Mikles, Bill Rogers, Mike Shea, Larry Ziegler, **146-**Bobby Cole, Bob Gilder, Steve Melnyk, Greg Powers, Ken Still, **147-**George Burns, Bob Dickson, Keith Fergus, Doug Ford, Stan Lee, Bruce Lietzke, Roger Maltbie, Florentino Molina, Cesar Sanudo, Ed Sneed, Ron Streck, Doug Tewell, Bobby Wadkins, Bob Zender, **148-**Miller Barber, Skeeter Heath, Roy Pace, Tom Purtzer, D.A. Weibring, **149-**Rik Massengale, Bill Pelham, Greg Pitzer, **150-**Marty Bohen, Morris Hatalsky, Austin Straub, Jim Wiechers, Kermit Zarley, **151-**Don Brigham, Bob Bruno, Don Pooley, **152-**Woody Blackburn, Jim Chancey, Ed Furgol, Bill Sander, 153-Sam Adams, Mitch Adcock, Michael Booker, Pat Fitzsimons, Tom Joyce, **154-**Bill Galloway, John Lister, **156-**Jim McLean, Craig Shankland, **159-**Jerry Impellittiere, Tom Nieporte, **162-**Skip Guss, **W—142-**Andy Bean, **77-**George Cadle, Fred Marti, **84-**Bob Impaglia.

Championship Summaries

1979

Jack Renner

Westchester CC
Harrison, NY
Par: 36-35–71

Purse: $400,000
August 16-19
Yards: 6,603

LEADERS: First Round–David Graham, at 6-under-par 65, led by three strokes over Mac McLendon. **Second Round**–Tom Kite, at 6-under-par 136, held a two-stroke lead over Graham, Scott Simpson and Jerry McGee. **Third Round**–Graham regained the lead at 6-under-par 207, one better than Simpson.

CUT: 74 players at 4-over-par 146.

PRO-AM: $7,500. Individual–Rex Caldwell, Bruce Lietzke, 69, $675 each. Team–Jay Haas, Chi Chi Rodriguez, Fuzzy Zoeller, David Graham, 57, $581.25 each.

WEATHER: Pleasant Thursday and Friday. Turning cooler with light rain most of Saturday. Cool and overcast Sunday.

Player	Pos.	Score		Official Money
JACK RENNER	**1**	**69-71-70-67**	**277**	**$72,000.00**
David Graham	T2	65-73-69-71	278	35,200.00
Howard Twitty	T2	70-70-71-67	278	35,200.00
Peter Oosterhuis	T4	70-75-71-63	279	17,600.00
Scott Simpson	T4	70-68-70-71	279	17,600.00
Tom Kite	6	69-67-74-70	280	14,400.00
George Burns	T7	69-70-72-70	281	12,466.67
J.C. Snead	T7	73-68-71-69	281	12,466.67
Bob Murphy	T7	73-68-69-71	281	12,466.66
Lon Hinkle	T10	70-69-72-71	282	10,000.00
Gil Morgan	T10	71-68-76-67	282	10,000.00
Tom Watson	T10	69-75-70-68	282	10,000.00
Rex Caldwell	T13	77-68-69-69	283	7,500.00
Hubert Green	T13	73-69-70-71	283	7,500.00
Mike Hill	T13	74-71-68-70	283	7,500.00
Alan Tapie	T13	73-69-72-69	283	7,500.00
Andy North	T17	73-71-73-67	284	5,413.34
Greg Powers	T17	73-71-71-69	284	5,413.34
Bob Eastwood	T17	69-74-71-70	284	5,413.33
Jerry McGee	T17	71-67-74-72	284	5,413.33
Chi Chi Rodriguez	T17	73-71-71-69	284	5,413.33
Leonard Thompson	T17	72-70-70-72	284	5,413.33
Bob Byman	T23	69-71-75-70	285	3,371.43
Charles Coody	T23	72-73-72-68	285	3,371.43
Ed Dougherty	T23	76-68-71-70	285	3,371.43
Bob Gilder	T23	72-73-70-70	285	$3,371.43
Fred Marti	T23	70-69-76-70	285	3,371.43
Jim Simons	T23	74-70-70-71	285	3,371.43
Bruce Lietzke	T23	76-68-69-72	285	3,371.42
Phil Hancock	T30	74-70-70-72	286	2,484.00
Gene Littler	T30	75-71-69-71	286	2,484.00
Bill Rogers	T30	73-73-69-71	286	2,484.00
Jim Wright	T30	71-69-73-73	286	2,484.00
Kermit Zarley	T30	73-70-73-70	286	2,484.00
Don January	T35	70-74-73-70	287	1,930.00
Bill Kratzert	T35	73-71-74-69	287	1,930.00
John Mahaffey	T35	72-72-75-68	287	1,930.00
Ed Sabo	T35	72-74-71-70	287	1,930.00
Bob E. Smith	T35	72-72-71-72	287	1,930.00
D.A. Weibring	T35	73-70-75-69	287	1,930.00
Gibby Gilbert	T41	72-71-70-75	288	1,440.00
Wayne Levi	T41	75-70-71-72	288	1,440.00
Artie McNickle	T41	70-70-77-71	288	1,440.00
Lonnie Nielsen	T41	74-71-72-71	288	1,440.00
Jerry Pate	T41	78-68-76-66	288	1,440.00
Fuzzy Zoeller	T41	74-72-70-72	288	1,440.00
Peter Jacobsen	T47	72-72-72-73	289	1,098.67
Art Wall	T47	75-71-72-71	289	1,098.67
Tommy Aaron	T47	71-75-68-75	289	1,098.66
Bruce Devlin	T50	74-68-75-73	290	950.86
Stan Lee	T50	72-74-71-73	290	$950.86
John Mazza	T50	74-72-72-72	290	950.86
Mac McLendon	T50	68-77-71-74	290	950.86
Bob Shearer	T50	72-72-72-74	290	950.86
Dave Eichelberger	T50	73-67-75-75	290	950.85
Bobby Nichols	T50	71-74-70-75	290	950.85
Jim Dent	T57	72-74-74-71	291	888.00
Bob Mann	T57	74-72-72-73	291	888.00
Gary McCord	T57	77-69-73-72	291	888.00
Cesar Sanudo	T57	72-74-79-66	291	888.00
Bob Zender	T57	71-72-75-73	291	888.00
Don Bies	T62	76-68-75-73	292	860.00
Antonio O. Cerda	T62	71-74-76-71	292	860.00
Dale Douglass	T64	72-74-73-74	293	824.00
Barry Jaeckel	T64	70-76-74-73	293	824.00
Tom Purtzer	T64	75-71-71-76	293	824.00
Ed Sneed	T64	72-74-77-70	293	824.00
Jack Spradlin	T64	73-71-74-75	293	824.00
Austin Straub	T64	71-75-73-74	293	824.00
Larry Ziegler	T64	71-75-76-71	293	824.00
Mike McCullough	T71	72-73-76-73	294	788.00
Mark McCumber	T71	69-72-76-77	294	788.00
Pat McGowan	73	72-70-80-74	296	776.00
Sam Snead	74	76-70-77-74	297	768.00

The following players did not finish (C=cut, W=withdrew)

C—147-George Cadle, Bill Calfee, Billy Casper, Forrest Fezler, Ed Fiori, Mark Hayes, Jeff Hewes, Hale Irwin, David Lundstrom, Eddie Pearce, Bill Sander, John Schroeder, **148-**Lee Elder, Rod Funseth, David Glenz, Jay Haas, Allen Miller, Dave Stockton, **149-**Terry Diehl, Joe Hager, Jerry Heard, Joe Inman, Gary Koch, Johnny Miller, Jeff Thomsen, **150-**Gene Borek, Chris Clark, Frank Conner, Rod Curl, Dave DeRosa, John Fought, Al Geiberger, Joe Kunes, Orville Moody, Jim Nelford, Victor Regalado, Tim Simpson, Ken Still, Bobby Wadkins, Craig Watson, **151-**Scott Bess, Robert Donald, Ray Floyd, Doug Ford, John Gentile, Morris Hatalsky, Grier Jones, Rik Massengale, Ron Terry, David Thore, **152-**Butch Baird, Jack Newton, Bob Proben, Doug Sanders, **153-**Miller Barber, Andy Bean, Larry Degenhart, Jack Ferenz, Terry Mauney, Craig Stadler, **154-**Bobby Baker, Dave Barr, Ed Byman, Barry Fleming, Dana Quigley, Dan Sikes, Larry Webb, **155-**Wally Armstrong, Roberto De Vicenzo, Curtis Strange, Mike Sullivan, **156-**Michael Brannan, **157-**Jim Albus, Frank Beard, John Kudysch, Jim Paschal, **W—76-**Jim Colbert, Ron Streck, **79-**Larry Nelson, **80-**Roger Ginsberg, **81-**Ed Furgol.

1980

Curtis Strange

Westchester CC
Harrison, NY
Par: 36-35–71

Purse: $400,000
August 14-17
Yards: 6,603

LEADERS: First Round–George Burns, David Graham and Tommy Valentine, at 6-under-par 65, led Mike Reid by one stroke. **Second Round**–Graham, at 10-under-par 132, was one stroke in front of George Cadle. **Third Round**–Cadle, at 10-under-par 203, led Bob Murphy, Curtis Strange and Tom Watson by one stroke.

CUT: 76 players at 1-over-par 143.

PRO-AM: $7,500. Individual–Tom Weiskopf, Ben Crenshaw, 66, $675 each. Team–Gene Littler, Wayne Levi, Alan Tapie, Bobby Nichols, 55, $581.25 each.

WEATHER: Pleasant temperatures each day, with a few showers Friday morning and winds gusting up to 30 mph Saturday.

Player	Pos.	Score		Official Money
CURTIS STRANGE	**1**	**69-65-70-69**	**273**	**$72,000.00**
Gibby Gilbert	2	69-69-70-67	275	43,200.00
Phil Hancock	3	67-70-70-69	276	27,200.00
Mike Reid	T4	66-70-72-69	277	16,533.34
George Cadle	T4	68-65-70-74	277	16,533.33
Tom Watson	T4	68-66-70-73	277	16,533.33
George Burns	T7	65-72-69-72	278	11,640.00
David Graham	T7	65-67-77-69	278	11,640.00
Mark Lye	T7	72-66-72-68	278	11,640.00
Roger Maltbie	T7	69-68-70-71	278	11,640.00
Mike Sullivan	T7	69-67-72-70	278	11,640.00
George Archer	T12	67-69-71-72	279	8,100.00
John Mahaffey	T12	70-66-73-70	279	8,100.00
Bob Murphy	T12	67-67-70-75	279	8,100.00
Jerry Pate	T12	73-68-73-65	279	8,100.00
Charles Coody	16	68-72-70-70	280	6,800.00
Bruce Lietzke	T17	67-72-69-73	281	6,000.00
Rik Massengale	T17	67-70-75-69	281	6,000.00
Bobby Nichols	T17	70-71-72-68	281	6,000.00
Ray Floyd	T20	69-70-72-71	282	4,035.00
Buddy Gardner	T20	70-71-71-70	282	4,035.00
Jay Haas	T20	71-71-69-71	282	4,035.00
Tom Kite	T20	67-71-71-73	282	4,035.00
Terry Mauney	T20	70-68-71-73	282	4,035.00
Mike McCullough	T20	70-67-74-71	282	4,035.00
Johnny Miller	T20	69-67-74-72	282	4,035.00
Tommy Valentine	T20	65-69-72-76	282	$4,035.00
D.A. Weibring	28	72-70-70-71	283	2,960.00
Jim Colbert	T29	70-72-71-71	284	2,600.00
Bob Gilder	T29	69-67-76-72	284	2,600.00
Bill Kratzert	T29	74-67-71-72	284	2,600.00
Mark McCumber	T29	69-71-73-71	284	2,600.00
Orville Moody	T29	72-68-74-70	284	2,600.00
Bob Eastwood	T34	72-70-73-70	285	2,064.00
Lee Elder	T34	68-69-77-71	285	2,064.00
Mike Hill	T34	70-73-70-72	285	2,064.00
Artie McNickle	T34	69-69-73-74	285	2,064.00
Peter Oosterhuis	T34	68-72-75-70	285	2,064.00
Woody Blackburn	T39	72-67-70-77	286	1,520.00
Danny Edwards	T39	68-70-76-72	286	1,520.00
Andy North	T39	70-73-74-69	286	1,520.00
Tom Purtzer	T39	70-72-72-72	286	1,520.00
J.C. Snead	T39	68-73-76-69	286	1,520.00
Ron Streck	T39	72-67-72-75	286	1,520.00
Leonard Thompson	T39	73-70-73-70	286	1,520.00
Jim Thorpe	T39	68-71-72-75	286	1,520.00
Beau Baugh	T47	70-71-72-74	287	1,027.43
Andy Bean	T47	69-70-77-71	287	1,027.43
Jon Chaffee	T47	74-69-72-72	287	1,027.43
John Cook	T47	71-71-74-71	287	1,027.43
Bob Mann	T47	72-68-72-75	287	1,027.43
Craig Stadler	T47	70-71-71-75	287	1,027.43
Gil Morgan	T47	68-68-74-77	287	$1,027.42
Miller Barber	T54	71-72-72-73	288	908.00
Mark Hayes	T54	70-71-74-73	288	908.00
John Mazza	T54	71-71-72-74	288	908.00
Victor Regalado	T54	69-74-73-72	288	908.00
Lanny Wadkins	T54	70-70-78-70	288	908.00
Kermit Zarley	T54	69-74-71-74	288	908.00
Frank Conner	T60	69-72-73-75	289	860.00
Bruce Devlin	T60	69-73-75-72	289	860.00
Forrest Fezler	T60	72-71-74-72	289	860.00
Vance Heafner	T60	73-68-76-72	289	860.00
Peter Jacobsen	T60	70-68-78-73	289	860.00
Larry Nelson	T60	71-70-76-72	289	860.00
Keith Fergus	T66	70-69-75-76	290	824.00
Mark Pfeil	T66	74-68-75-73	290	824.00
Don Pooley	T66	71-72-71-76	290	824.00
Terry Diehl	T69	71-72-75-73	291	800.00
Mike Morley	T69	70-72-74-75	291	800.00
Bobby Walzel	T69	72-70-71-78	291	800.00
David Edwards	72	67-74-75-76	292	784.00
Ron Milanovich	T73	72-70-77-75	294	772.00
Alan Tapie	T73	69-71-77-77	294	772.00
Gary Hallberg	T75	71-72-75-77	295	756.00
Mike Nicolette	T75	71-72-82-70	295	756.00

The following players did not finish (C=cut, W=withdrew, D=disqualified)

C—144-Tommy Aaron, Michael Brannan, Brad Bryant, Rod Curl, John Fought, Lou Graham, Gar Hamilton, Barry Jaeckel, John Schroeder, Mike Smith, Craig Watson, Tom Weiskopf, **145-**Gene Borek, Pat Fitzsimons, Morris Hatalsky, Lon Hinkle, Mike Holland, Tom Jenkins, Tom Joyce, Fred Marti, Kelley Moser, Jack Renner, Chi Chi Rodriguez, Ed Sneed, Doug Tewell, Steven Veriato, **146-**Chip Beck, Bobby Clampett, Bobby Cole, Tony Hollifield, Tom Jones, Wayne Levi, Lyn Lott, Jim Simons, Dave Stockton, Jim Wright, **147-**Mike Balen, Frank Beard, Don Bies, Rex Caldwell, Ed Fiori, Scott Hoch, Don January, Bill Murchison, Tohru Nakamura, Dana Quigley, Scott Simpson, **148-**John Adams, Joe Inman, Gary Koch, Gary McCord, Jeff Steinberg, **149-**Ben Crenshaw, Ed Dougherty, Dave Eichelberger, Doug Ford, Jerry Heard, Jeff Mitchell, Doug Sanders, Dan Sikes, Mike Zack, **150-**Mike Gove, Gene Littler, Greg Powers, Tom Shaw, Carlton White, **151-**Doug Johnson, Howard Twitty, Bobby Wadkins, **152-**Stanton Altgelt, David Thore, **153-**Stan Lee, Jack Newton, **155-**Jack McGown, **156-**Don Beatty, **157-**Marti Nolletti, **W—72-**Jerry McGee, **73-**Jerry Barber, **74-**Allen Miller, **81-**Jack Spradlin, **D—**Clint Doyle, Skeeter Heath, Bob Zender.

Championship Summaries

1981

Raymond Floyd

Westchester CC
Harrison, NY
Par: 36-35–71

Purse: $400,000
June 11-14
Yards: 6,603

LEADERS: First Round–George Cadle, with a 4-under-par 67, led Bruce Douglass, Gibby Gilbert, Gil Morgan and Lee Elder by one stroke. **Second Round**–Leonard Thompson and Gilbert, at 6-under-par 136, were one stroke in front of Craig Stadler. **Third Round**–Stadler, at 8-under-par 205, was one stroke ahead of J.C. Snead, Tom Kite and Raymond Floyd.

CUT: 73 players at 4-over-par 146.

PRO-AM: $7,500. Individual–Tom Kite, 65, $750. Team–J.C. Snead, 54, $750.

WEATHER: Very pleasant the first three days, with rain on Sunday.

Player	Pos.	Score		Official Money
RAYMOND FLOYD	**1**	**70-68-68-69**	**275**	**$72,000.00**
Bobby Clampett	T2	72-69-68-68	277	29,866.67
Gibby Gilbert	T2	68-68-71-70	277	29,866.67
Craig Stadler	T2	69-68-68-72	277	29,866.66
George Burns	5	71-74-69-65	279	16,000.00
Lee Elder	T6	68-70-72-70	280	12,520.00
Tom Kite	T6	73-65-68-74	280	12,520.00
J.C. Snead	T6	74-65-67-74	280	12,520.00
Ron Streck	T6	72-69-66-73	280	12,520.00
Leonard Thompson	T6	71-65-73-71	280	12,520.00
Johnny Miller	11	73-72-66-70	281	10,000.00
Frank Conner	T12	70-73-69-70	282	8,100.00
Jay Haas	T12	70-72-69-71	282	8,100.00
Jerry Pate	T12	70-70-71-71	282	8,100.00
Tim Simpson	T12	69-69-72-72	282	8,100.00
Brad Bryant	T16	74-70-71-68	283	5,800.00
Ed Fiori	T16	74-67-71-71	283	5,800.00
Lou Graham	T16	71-73-69-70	283	5,800.00
Gary Player	T16	70-71-71-71	283	5,800.00
Jim Simons	T16	72-73-70-68	283	5,800.00
Fuzzy Zoeller	T16	69-69-73-72	283	5,800.00
Jim Colbert	T22	72-70-72-70	284	3,840.00
Bruce Douglass	T22	68-71-72-73	284	3,840.00
Mike Reid	T22	71-75-72-66	284	3,840.00
Bill Rogers	T22	70-72-69-73	284	3,840.00
John Schroeder	T22	74-69-69-72	284	$3,840.00
Charles Coody	T27	71-71-70-73	285	3,020.00
Mark Lye	T27	72-70-74-69	285	3,020.00
Stanton Altgelt	T29	70-74-70-72	286	2,660.00
Joe Inman	T29	75-68-71-72	286	2,660.00
Gil Morgan	T29	68-71-73-74	286	2,660.00
Calvin Peete	T29	72-69-70-75	286	2,660.00
John Cook	T33	79-67-72-69	287	2,260.00
Andy North	T33	75-71-71-70	287	2,260.00
Bob E. Smith	T33	70-74-72-71	287	2,260.00
Isao Aoki	T36	70-75-72-71	288	1,925.00
Keith Fergus	T36	70-74-72-72	288	1,925.00
Rik Massengale	T36	73-71-72-72	288	1,925.00
Greg Powers	T36	73-73-73-69	288	1,925.00
Jim Booros	T40	74-71-72-72	289	1,365.60
Forrest Fezler	T40	76-70-71-72	289	1,365.60
Hubert Green	T40	71-71-69-78	289	1,365.60
Bill Kratzert	T40	69-74-71-75	289	1,365.60
Roger Maltbie	T40	71-71-76-71	289	1,365.60
Mark McCumber	T40	74-70-73-72	289	1,365.60
Jerry McGee	T40	71-72-71-75	289	1,365.60
Pat McGowan	T40	72-73-75-69	289	1,365.60
Bob Murphy	T40	71-73-70-75	289	1,365.60
Bobby Nichols	T40	73-72-72-72	289	1,365.60
George Cadle	T50	67-72-78-73	290	945.00
Jim Dent	T50	71-74-70-75	290	$945.00
Buddy Gardner	T50	71-74-71-74	290	945.00
Peter Jacobsen	T50	75-68-76-71	290	945.00
David Lundstrom	T50	71-75-75-69	290	945.00
Howard Twitty	T50	72-74-71-73	290	945.00
Tom Weiskopf	T50	74-68-76-72	290	945.00
Larry Ziegler	T50	72-74-72-72	290	945.00
Mark Hayes	58	71-74-70-76	291	896.00
Richie Adham	T59	71-73-71-77	292	880.00
Rod Curl	T59	75-70-74-73	292	880.00
Scott Simpson	T59	76-69-71-76	292	880.00
Bob Eastwood	T62	72-72-72-77	293	860.00
Jimmy Paschal	T62	72-73-71-77	293	860.00
Roger Calvin	64	76-70-75-73	294	848.00
Bob Byman	65	75-71-74-75	295	840.00
Dave Eichelberger	T66	70-73-77-76	296	824.00
Loren Roberts	T66	71-74-73-78	296	824.00
Bob Shearer	T66	75-71-75-75	296	824.00
Mike McCullough	69	76-70-77-74	297	808.00
Wayne Levi	70	71-75-74-78	298	800.00
Ed Dougherty	T71	72-73-74-82	301	788.00
Robert Seligman	T71	74-71-78-78	301	788.00
Gary Trivisonno	73	70-75-78-80	303	776.00

The following players did not finish (C=cut, W=withdrew)

C—147-Woody Blackburn, Rex Caldwell, Bill Calfee, Fred Couples, Mike Donald, Jaime Gonzalez, Bruce Lietzke, Jim Nelford, Don Pooley, Curtis Strange, John Traub, **148-**Beau Baugh, Thomas Gray, Vance Heafner, Lon Hinkle, Lyn Lott, Ed Sabo, Doug Sanders, Cesar Sanudo, R.H. Sikes, Mike Smith, Dave Stockton, Scott Watkins, **149-**Seve Ballesteros, Lindy Miller, Mark O'Meara, Dana Quigley, Jim Wright, **150-**Jim Albus, Bill Britton, Tom Jones, Bill Lytle, Jeff Mitchell, Jack Renner, Allan Strange, Gary Wintz, **151-**Antonio O. Cerda, R.W. Eaks, Bob Gilder, Mike Gove, Scott Hoch, Pat Lindsey, John Mazza, Greg Norman, Tim Norris, Mike Sullivan, **152-**Dave Barr, Lennie Clements, Skip Dunaway, Jack Ferenz, Steve Melnyk, Tom Purtzer, Tommy Valentine, **153-**Frank Beard, Lonnie Nielsen, Mark Pfeil, **154-**Bob Beauchemin, Mike Klein, **155-**Terry Mauney, Art, Jr Silvestrone, Carlton White, **156-** Mike Holland, **157-**Michael Brannan, Don Levin, **159-**Doug Johnson, **162-**Bob Tway, **W—145-**Grier Jones, **82-**Phillip Hancock, Jimmy Powell, Jack Spradlin, **D—**Terry Diehl, Barry Jaeckel, Keith Lyford, Gary McCord, Dan Pohl, Alan Tapie.

1982

Bob Gilder

Westchester CC
Harrison, NY
Par: 35-35–70

Purse: $400,000
June 24-27
Yards: 6,329

LEADERS: First Round–Bob Gilder, at 6-under-par 64, led by one stroke over Chip Beck and Dave Eichelberger. **Second Round**–A 63 gave Gilder a 36-hole total of 127, the lowest back-to-back rounds on the PGA TOUR since Ron Streck's 63-62–125 at the 1978 Texas Open. Gilder led Tom Kite and Peter Jacobsen by three strokes. **Third Round**–Gilder tied the TOUR record for first 54 holes at 18-under-par 192, which put him six strokes ahead of Kite. Gilder double eagled the par-5 18th hole.

CUT: 71 players at 1-over-par 141.

PRO-AM: Individual–J.C. Snead, Peter Jacobsen, Jeff Mitchell, 67, $625 each. Team–Ed Sneed, 54, $750.

WEATHER: Sunny and pleasant each day.

Player	Pos.	Score		Official Money
BOB GILDER	**1**	**64-63-65-69**	**261**	**$72,000.00**
Peter Jacobsen	T2	68-62-70-66	266	35,200.00
Tom Kite	T2	66-64-68-68	266	35,200.00
Wayne Levi	T4	70-65-67-68	270	17,600.00
Don Pooley	T4	69-66-68-67	270	17,600.00
Jerry Pate	6	72-68-68-64	272	14,400.00
Jim Colbert	T7	69-65-68-71	273	12,900.00
J.C. Snead	T7	67-70-69-67	273	12,900.00
Bill Rogers	T9	69-69-67-69	274	11,200.00
D.A. Weibring	T9	67-68-71-68	274	11,200.00
Isao Aoki	T11	67-72-67-69	275	8,200.00
George Burns	T11	71-67-66-71	275	8,200.00
Ray Floyd	T11	69-71-66-69	275	8,200.00
Mark Hayes	T11	68-69-70-68	275	8,200.00
Jack Renner	T11	69-69-68-69	275	8,200.00
Doug Tewell	T11	67-70-70-68	275	8,200.00
Curtis Strange	T17	70-67-70-69	276	6,200.00
Kermit Zarley	T17	68-68-71-69	276	6,200.00
Charles Coody	T19	67-71-71-68	277	4,514.29
Ben Crenshaw	T19	68-72-68-69	277	4,514.29
Dave Eichelberger	T19	65-73-69-70	277	4,514.29
Craig Stadler	T19	71-67-71-68	277	4,514.29
Bruce Devlin	T19	72-69-66-70	277	4,514.28
Lee Elder	T19	69-70-67-71	277	4,514.28
Mark Pfeil	T19	70-70-66-71	277	$4,514.28
Jim Albus	T26	72-69-69-68	278	2,960.00
Mark Lye	T26	68-66-71-73	278	2,960.00
Howard Twitty	T26	71-68-72-67	278	2,960.00
Scott Watkins	T26	70-69-69-70	278	2,960.00
Larry Ziegler	T26	68-73-71-66	278	2,960.00
Rex Caldwell	T31	69-68-72-70	279	2,425.00
Jay Haas	T31	69-70-72-68	279	2,425.00
Tom Jenkins	T31	71-69-67-72	279	2,425.00
Gary McCord	T31	72-66-71-70	279	2,425.00
Scott Simpson	T35	70-70-73-67	280	1,888.58
Gil Morgan	T35	69-70-72-69	280	1,888.57
Chi Chi Rodriguez	T35	70-69-73-68	280	1,888.57
Clarence Rose	T35	68-71-70-71	280	1,888.57
Jim Simons	T35	69-69-69-73	280	1,888.57
Leonard Thompson	T35	69-71-68-72	280	1,888.57
Bobby Wadkins	T35	72-69-68-71	280	1,888.57
Mike Hill	T42	68-70-71-72	281	1,400.00
Bill Israelson	T42	70-68-73-70	281	1,400.00
Tom Shaw	T42	70-69-69-73	281	1,400.00
Tim Simpson	T42	71-69-68-73	281	1,400.00
Lanny Wadkins	T42	66-74-70-71	281	1,400.00
George Cadle	T47	70-70-73-69	282	995.20
Frank Conner	T47	69-70-72-71	282	995.20
Bruce Douglass	T47	71-70-70-71	282	$995.20
Hubert Green	T47	68-68-72-74	282	995.20
Lindy Miller	T47	68-71-71-72	282	995.20
Jodie Mudd	T47	69-72-71-70	282	995.20
Bob Murphy	T47	72-67-71-72	282	995.20
Victor Regalado	T47	72-68-70-72	282	995.20
Larry Rinker	T47	75-65-71-71	282	995.20
Lance Ten Broeck	T47	69-70-71-72	282	995.20
Chip Beck	T57	65-72-75-71	283	880.00
Bob Eastwood	T57	71-66-71-75	283	880.00
Billy Glisson	T57	66-72-71-74	283	880.00
Lyn Lott	T57	66-74-74-69	283	880.00
Mark McNulty	T57	69-69-69-76	283	880.00
Bob Shearer	T57	71-70-70-72	283	880.00
David Thore	T57	71-69-69-74	283	880.00
Jay Cudd	T64	69-72-67-76	284	840.00
Allen Miller	T64	70-70-71-73	284	840.00
Bob Tway	T64	73-68-72-71	284	840.00
Don Levin	T67	69-72-70-74	285	816.00
Payne Stewart	T67	69-71-69-76	285	816.00
Alan Tapie	T67	70-70-70-75	285	816.00
Hal Sutton	70	68-73-71-77	289	800.00
Lonnie Nielsen	71	70-71-74-76	291	792.00

The following players did not finish (C=cut, W=withdrew)

C—142-Tommy Aaron, George Archer, Jeff Foxx, Gibby Gilbert, Mark McCumber, Steve Melnyk, Larry Mize, Mike Nicolette, Andy North, Greg Powers, Ed Sneed, Mick Soli, Jim Thorpe, Tom Watson, **143-**Eric Batten, Doug Black, Mike Booker, Michael Brannan, Bill Britton, Antonio O. Cerda, Terry Diehl, David Graham, Lou Graham, Joe Hager, Bobby Heins, Lon Hinkle, Charlie Krenkel, Blaine McCallister, Johnny Miller, Fuzzy Zoeller, **144-**John Adams, Perry Arthur, Paul Azinger, Lee Chill, Buddy Gardner, Kenny Knox, Gary Koch, Jeff Mitchell, Lloyd Monroe, Rod Nuckolls, Jeff Sanders, Ron Streck, **145-**Beau Baugh, Ronnie Black, Brad Bryant, Phillip Hancock, Mark O'Meara, **146-**Andy Bean, Ron Commans, Rod Curl, Doug Sanders, John Schroeder, Tom Woodard, **147-**Wally Armstrong, Woody Blackburn, Mike Donald, Mike Gravley, Mike Holland, **148-**Marty Bohen, Bobby Cole, Barry Jaeckel, Rod Loesch, Jim McLean, **149-**Russell Helwig, Tommy Valentine, **150-**Jim Bertoncino, Mark Calcavecchia, Ed Fiori, Mike Ford, Mike Gove, Pat McGowan, Robert Thompson, **151-**Craig Watson, **152-**Skip Dunaway, **153-**Tommy Armour III, John Gentile, Steve Henriksen, Don Reese, **154-**Jim Wright, **158-**Jim Kiely, **W—72-**Skeeter Heath, **77-**Roger Calvin, **84-**Tim Brauch, **D—71-**Denis Watson, **74-**Bill Sander, Billy Bassler, Gary Hallberg, Terry Mauney, John Mazza, Doug Perry, Mike Smith, Gary Trivisonno, Joe Vallo, DeWitt Weaver.

Championship Summaries

1983

Seve Ballesteros

Westchester CC
Harrison, NY
Par: 36-35–71

Purse: $450,000
June 9-12
Yards: 6,687

LEADERS: First Round–Gary Hallberg, with a 4-under-par 67, led Chip Beck, David Peoples and Fuzzy Zoeller by one stroke. **Second Round**–Zoeller and Seve Ballesteros, at 6-under-par 136, led Craig Stadler by one stroke. **Third Round**–Ballesteros, at 7-under-par 206, was one stroke in front of Zoeller.

CUT: 81 players at 5-over-par 147.

PRO-AM: $7,500 South Course: Individual–Bob Boyd, 63, $750. Team–Chip Beck, 49, $750.
$7,500 West Course: Individual–Wayne Levi, 67, $750. Team–Ed Sneed, 54, $750.

WEATHER: Temperate through Friday, hot on the weekend and clear throughout.

Player	Pos.	Score		Official Money
SEVE BALLESTEROS	**1**	**69-67-70-70**	**276**	**$81,000.00**
Andy Bean	T2	73-68-70-67	278	39,600.00
Craig Stadler	T2	71-66-73-68	278	39,600.00
Mark McCumber	T4	71-69-71-68	279	18,600.00
Mike Reid	T4	71-71-67-70	279	18,600.00
Fuzzy Zoeller	T4	68-68-71-72	279	18,600.00
Roger Maltbie	7	72-66-70-72	280	15,075.00
Fred Couples	T8	71-69-71-71	282	13,500.00
Jerry Pate	T8	73-69-70-70	282	13,500.00
Lee Elder	T10	74-69-65-75	283	9,975.00
Dan Halldorson	T10	72-72-68-71	283	9,975.00
Tom Kite	T10	72-71-73-67	283	9,975.00
Gary Koch	T10	75-69-70-69	283	9,975.00
Wayne Levi	T10	72-75-71-65	283	9,975.00
Ron Streck	T10	73-72-72-66	283	9,975.00
Jim Booros	T16	73-69-71-71	284	6,750.00
Ray Floyd	T16	73-69-75-67	284	6,750.00
Hale Irwin	T16	75-71-65-73	284	6,750.00
Peter Jacobsen	T16	72-70-71-71	284	6,750.00
Pat McGowan	T16	72-66-75-71	284	6,750.00
John Adams	T21	74-71-69-71	285	4,860.00
Bruce Fleisher	T21	70-68-76-71	285	4,860.00
Thomas Gray	T21	71-69-73-72	285	4,860.00
Curtis Strange	T21	72-69-70-74	285	4,860.00
Danny Edwards	T25	74-68-70-74	286	3,435.00
Jay Haas	T25	70-69-73-74	286	3,435.00
John Mahaffey	T25	73-70-75-68	286	3,435.00
Jack Renner	T25	70-72-76-68	286	$3,435.00
Jeff Sluman	T25	72-72-71-71	286	3,435.00
D.A. Weibring	T25	74-71-69-72	286	3,435.00
Chip Beck	T31	68-72-71-76	287	2,610.00
Rod Curl	T31	75-66-75-71	287	2,610.00
Bob Gilder	T31	69-74-72-72	287	2,610.00
Lon Hinkle	T31	72-69-72-74	287	2,610.00
Gil Morgan	T31	71-76-68-72	287	2,610.00
Andy North	T31	74-67-73-73	287	2,610.00
Buddy Gardner	T37	74-72-70-72	288	2,070.00
Phil Hancock	T37	73-72-76-67	288	2,070.00
Peter Oosterhuis	T37	73-72-72-71	288	2,070.00
Lanny Wadkins	T37	72-71-71-74	288	2,070.00
George Archer	T41	78-69-72-70	289	1,492.00
Michael Brannan	T41	74-68-72-75	289	1,492.00
George Burns	T41	72-75-70-72	289	1,492.00
Gibby Gilbert	T41	70-73-76-70	289	1,492.00
Gary Hallberg	T41	67-74-76-72	289	1,492.00
Mark McNulty	T41	72-75-73-69	289	1,492.00
Mike Peck	T41	73-69-71-76	289	1,492.00
Dan Pohl	T41	73-74-71-71	289	1,492.00
Jim Thorpe	T41	73-73-70-73	289	1,492.00
Dave Eichelberger	T50	74-72-73-71	290	1,077.00
Keith Fergus	T50	70-73-77-70	290	1,077.00
Ed Fiori	T50	72-69-74-75	290	1,077.00
David Peoples	T50	68-76-70-76	290	1,077.00
Victor Regalado	T50	74-67-69-80	290	1,077.00
J.C. Snead	T50	72-73-77-68	290	$1,077.00
Donnie Hammond	T56	71-76-73-71	291	990.00
Mark Hayes	T56	72-72-68-79	291	990.00
Lindy Miller	T56	74-70-73-74	291	990.00
Loren Roberts	T56	73-74-71-73	291	990.00
Bob Shearer	T56	73-72-76-70	291	990.00
Scott Simpson	T56	74-73-71-73	291	990.00
Tim Simpson	T56	73-73-75-70	291	990.00
Payne Stewart	T56	71-74-73-73	291	990.00
Leonard Thompson	T56	75-70-73-73	291	990.00
Brad Bryant	T65	73-72-73-74	292	936.00
Lou Graham	T65	74-71-74-73	292	936.00
Vance Heafner	T65	72-75-70-75	292	936.00
Jim Albus	T68	72-75-73-73	293	895.50
Bob Boyd	T68	72-68-75-78	293	895.50
Mike Donald	T68	71-73-74-75	293	895.50
Jim Nelford	T68	71-72-73-77	293	895.50
Mark Pfeil	T68	71-74-74-74	293	895.50
Larry Rinker	T68	74-71-74-74	293	895.50
John Cook	T74	74-73-76-71	294	859.50
Jim Dent	T74	72-71-73-78	294	859.50
Mike McCullough	T76	70-74-78-73	295	837.00
Mac O'Grady	T76	74-73-76-72	295	837.00
Joey Rassett	T76	73-73-74-75	295	837.00
Lennie Clements	79	71-73-78-74	296	819.00
David Ogrin	80	73-74-76-74	297	810.00
Mike Sullivan	81	73-72-75-78	298	801.00

The following players did not finish (C=cut, W=withdrew)

C—148-Antonio O. Cerda, Frank Conner, John Fought, David Graham, Barry Jaeckel, Darrell Kestner, Jeff Mitchell, Bill Murchison, Nick Price, Tony Sills, Mick Soli, Doug Tewell, **149-**Bill Britton, Charles Coody, Hubert Green, Masahiro Kuramoto, Mark Lye, Orville Moody, Jeff Sanders, **150-**Rex Caldwell, Jim Colbert, John DeForest, Tom Jenkins, Steve Melnyk, Don Pooley, Tom Purtzer, Clarence Rose, **151-**Wally Armstrong, Dave Barr, Terry Diehl, Gary McCord, Chi Chi Rodriguez, Larry Ziegler, **152-**Curt Byrum, T.C. Chen, Ben Crenshaw, Dan Forsman, Billy Kratzert, Bob Murphy, Jim Simons, Howard Twitty, **153-**Marty Bohen, Bob Eastwood, Allen Miller, Bobby Nichols, Rick Spears, Lance Ten Broeck, 154-Charles Bolling, Russ Cochran, Jodie Mudd, Jimmy Roy, Doug Sanders, **155-**Gary Player, Tom Thomas, **156-**Bob Byman, Ken Green, John McComish, **157-**Mark Calcavecchia, Steve Hart, Richard Zokol, **158-**Wayne Player, **159-**Lyn Lott, **160-**Woody Blackburn, **161-**Ed Burke Jr., **163-**Jeff Hadley, **W—71-**Greg Powers, **74-**Johnny Miller, Ed Sabo, **75-**Pat Lindsey, **78-**Mark O'Meara, Ed Sneed, **79-**Tommy Valentine, **D—160-**Doug Black, Rod Nuckolls, **81-**Mike Holland.

1984

Scott Simpson

Westchester CC
Harrison, NY
Par: 36-35–71

Purse: $500,000
June 7-10
Yards: 6,687

LEADERS: First Round–Chip Beck, with an 8-under-par 63, led Ed Fiori and Wayne Levi by two strokes. **Second Round**–Beck, at 10-under-par 132, led Scott Simpson by two strokes. **Third Round**–Beck, at 11-under-par 202, held a one-stroke advantage over Jay Haas.

CUT: 73 players at 2-over-par 144.

PRO-AM: $7,500. Individual–Loren Roberts, Tim Simpson, 66, $675 each. Team–Bob Gilder, 52, $750.

WEATHER: Hot and humid all week, with strong afternoon breezes Thursday and Saturday.

Player	Pos.	Score		Official Money
SCOTT SIMPSON	**1**	**66-68-70-65**	**269**	**$90,000.00**
David Graham	T2	68-71-69-66	274	37,333.34
Jay Haas	T2	67-68-68-71	274	37,333.33
Mark O'Meara	T2	69-68-70-67	274	37,333.33
Chip Beck	5	63-69-70-73	275	20,000.00
Tom Kite	T6	70-66-68-72	276	17,375.00
Gary McCord	T6	68-72-67-69	276	17,375.00
Fred Couples	T8	67-69-73-68	277	15,000.00
Mike Sullivan	T8	69-70-70-68	277	15,000.00
Allen Miller	T10	70-70-68-70	278	11,500.00
Gil Morgan	T10	71-66-71-70	278	11,500.00
Calvin Peete	T10	71-68-69-70	278	11,500.00
Loren Roberts	T10	68-69-70-71	278	11,500.00
D.A. Weibring	T10	67-71-71-69	278	11,500.00
Peter Jacobsen	T15	72-71-68-68	279	8,750.00
Mark Lye	T15	71-70-66-72	279	8,750.00
Seve Ballesteros	T17	73-68-71-68	280	7,250.00
Curt Byrum	T17	68-67-74-71	280	7,250.00
Don Pooley	T17	72-66-73-69	280	7,250.00
Craig Stadler	T17	68-71-72-69	280	7,250.00
Jim Dent	T21	71-69-66-75	281	5,400.00
Mike Donald	T21	69-71-71-70	281	5,400.00
Tom Jenkins	T21	67-70-71-73	281	5,400.00
Joey Sindelar	T21	70-71-71-69	281	5,400.00
Roger Maltbie	T25	70-72-70-70	282	3,816.67
Gary Player	T25	67-68-73-74	282	$3,816.67
Curtis Strange	T25	71-70-71-70	282	3,816.67
Willie Wood	T25	68-74-69-71	282	3,816.67
Jim Colbert	T25	67-71-72-72	282	3,816.66
Wayne Levi	T25	65-71-75-71	282	3,816.66
George Burns	T31	74-67-68-74	283	2,965.20
George Cadle	T31	70-69-73-71	283	2,965.20
Ed Fiori	T31	65-73-72-73	283	2,965.20
Mac O'Grady	T31	71-71-71-70	283	2,965.20
Howard Twitty	T31	70-73-69-71	283	2,965.20
Bobby Heins	T36	70-74-70-70	284	2,354.80
Mark Pfeil	T36	72-69-68-75	284	2,354.80
Mike Reid	T36	73-68-75-68	284	2,354.80
Bob Shearer	T36	71-69-69-75	284	2,354.80
Tim Simpson	T36	67-73-74-70	284	2,354.80
Brad Bryant	T41	72-71-69-73	285	1,850.00
Gibby Gilbert	T41	71-73-68-73	285	1,850.00
Steven Liebler	T41	70-73-65-77	285	1,850.00
Andy North	T41	69-73-71-72	285	1,850.00
Mike Smith	T41	72-71-72-70	285	1,850.00
Barry Jaeckel	T46	74-70-70-72	286	1,337.15
Bob Murphy	T46	68-75-72-71	286	1,337.15
Charles Coody	T46	71-69-72-74	286	1,337.14
Mike McCullough	T46	70-71-73-72	286	1,337.14
Jim Nelford	T46	73-70-72-71	286	1,337.14
J.C. Snead	T46	72-72-70-72	286	$1,337.14
Richard Zokol	T46	71-72-71-72	286	1,337.14
Chi Chi Rodriguez	T53	71-71-70-75	287	1,170.00
Ron Streck	T53	73-70-71-73	287	1,170.00
Bill Britton	T55	74-69-73-72	288	1,135.00
Larry Mize	T55	70-71-75-72	288	1,135.00
Tim Norris	T55	71-71-75-71	288	1,135.00
Mark Wiebe	T55	70-74-75-69	288	1,135.00
Wally Armstrong	59	70-73-75-71	289	1,110.00
Jim Kane	60	70-72-75-73	290	1,100.00
Rex Caldwell	T61	72-70-75-74	291	1,085.00
Lennie Clements	T61	70-73-73-75	291	1,085.00
Bruce Douglass	T63	74-68-73-77	292	1,065.00
Leonard Thompson	T63	71-73-76-72	292	1,065.00
John Cook	T65	72-72-74-75	293	1,040.00
Bruce Fleisher	T65	72-72-75-74	293	1,040.00
Gavin Levenson	T65	73-69-76-75	293	1,040.00
Mike Gove	T68	71-70-78-75	294	1,010.00
Mark McNulty	T68	76-68-79-71	294	1,010.00
Tommy Nakajima	T68	73-70-77-74	294	1,010.00
Jim Albus	T71	72-72-77-74	295	985.00
Peter Oosterhuis	T71	69-75-80-71	295	985.00
Jeff Thomsen	73	71-72-79-74	296	970.00

The following players did not finish (C=cut, W=withdrew)

C—145-Andy Bean, Woody Blackburn, James Blair, Bobby Clampett, Russ Cochran, John Gentile, Pat Lindsey, Clarence Rose, Tony Sills, Jim Simons, Mick Soli, **146-**Dan Forsman, Buddy Gardner, Wayne Grady, Lou Graham, Hubert Green, John Hamarik, Kenny Knox, Gary Koch, Billy Kratzert, Ralph Landrum, Tom Lehman, Mark McCumber, Griff Moody, Mike Nicolette, David Ogrin, Jim Thorpe, **147-**George Archer, Mark Calcavecchia, Frank Conner, Keith Fergus, Ray Floyd, Morris Hatalsky, Gary Krueger, Pat McGowan, Steve Melnyk, David O'Kelly, Mike Putnam, Bill Sander, Ed Sneed, Denis Watson, **148-**Bob Boyd, Lee Elder, Brad Faxon, Ken Green, Phillip Hancock, Jeff Mitchell, Scott Watkins, **149-**Mark Brooks, Peter Fowler, Jodie Mudd, Jack Renner, Larry Rinker, Brett Upper, **150-**Nick Faldo, Thomas Gray, Lyn Lott, **151-**Bob Gilder, Mike Holland, Joe Inman, Ken Kelley, **152-**Jim Gallagher, Jr., Clyde Rego, **153-**Mark Hayes, David Peoples, Victor Regalado, **154-**Dave Alvarez, Wayne Player, Greg Powers, **155-**Jay Cudd, Tommy Valentine, **156-**John Kudysch, **157-**Dave Eichelberger, **158-**Tom Lamore, **160-**Mike Chadwick, **161-**Randy Watkins, **162-**Adam Adams, **W—72-**Dan Halldorson, **76-**Donnie Hammond, **78-**Jack Spradlin, Doug Tewell, 80-Jim Booros.

Championship Summaries

1985

Roger Maltbie

Westchester CC
Harrison, NY
Par: 36-35–71

Purse: $500,000
June 6-9
Yards: 6,722

LEADERS: First Round–George Burns and Ernie Gonzalez, at 5-under-par 66, led Woody Blackburn by one stroke. **Second Round**–Burns, at 10-under-par 132, was one stroke in front of Roger Maltbie. **Third Round**–Burns and Maltbie were tied at 8-under-par 205, one stroke ahead of Clarence Rose.

CUT: 78 players at 3-over-par 145.

PRO-AM: Heavy rain halted play at midday; players received equal shares of $240.39.

WEATHER: Very pleasant Thursday and Friday. Rain Saturday morning, cloudy the rest of the day. Mostly cloudy Sunday.

Player	Pos.	Score		Official Money
ROGER MALTBIE#	**1**	**70-63-72-70**	**275**	**$90,000.00**
George Burns	T2	66-66-73-70	275	44,000.00
Ray Floyd	T2	69-72-69-65	275	44,000.00
Mark Wiebe	4	68-72-70-67	277	24,000.00
Willie Wood	5	72-66-71-70	279	20,000.00
Peter Jacobsen	6	74-68-69-69	280	18,000.00
J.C. Snead	T7	70-68-72-71	281	15,583.34
Barry Jaeckel	T7	72-69-69-71	281	15,583.33
Wayne Levi	T7	72-71-65-73	281	15,583.33
Don Pooley	T10	68-74-70-70	282	13,000.00
Tony Sills	T10	70-71-71-70	282	13,000.00
Jim Gallagher, Jr.	T12	73-72-71-67	283	8,937.50
David Graham	T12	73-68-72-70	283	8,937.50
Donnie Hammond	T12	75-69-68-71	283	8,937.50
Mike McCullough	T12	72-70-68-73	283	8,937.50
Clarence Rose	T12	70-66-70-77	283	8,937.50
Joey Sindelar	T12	71-70-66-76	283	8,937.50
Mike Smith	T12	72-69-72-70	283	8,937.50
Craig Stadler	T12	71-71-71-70	283	8,937.50
Woody Blackburn	T20	67-71-73-73	284	5,620.00
Rick Fehr	T20	73-69-71-71	284	5,620.00
Steven Liebler	T20	71-73-69-71	284	5,620.00
Corey Pavin	T20	72-71-70-71	284	5,620.00
Bob Tway	T20	72-69-70-73	284	5,620.00
Lennie Clements	T25	70-73-76-66	285	3,900.00
Jim Colbert	T25	70-70-73-72	285	3,900.00
Wayne Grady	T25	68-70-73-74	285	$3,900.00
Mark Hayes	T25	73-69-74-69	285	3,900.00
Lon Hinkle	T25	70-75-72-68	285	3,900.00
Danny Edwards	T30	73-68-70-75	286	3,037.67
Tim Simpson	T30	70-73-69-74	286	3,037.67
Terry Snodgrass	T30	71-70-71-74	286	3,037.67
Fuzzy Zoeller	T30	73-70-73-70	286	3,037.67
Tom Kite	T30	75-69-74-68	286	3,037.66
Mike Reid	T30	73-71-67-75	286	3,037.66
T.C. Chen	T36	73-70-71-73	287	2,304.00
Mike Donald	T36	70-67-72-78	287	2,304.00
David Frost	T36	71-71-75-70	287	2,304.00
Gene Sauers	T36	72-71-69-75	287	2,304.00
Mick Soli	T36	69-73-72-73	287	2,304.00
Dennis Trixler	T36	75-69-70-73	287	2,304.00
Gary Koch	T42	72-73-73-70	288	1,900.00
Jack Renner	T42	75-68-72-73	288	1,900.00
Tom Lehman	T44	74-71-72-72	289	1,554.00
Mark Lye	T44	69-73-75-72	289	1,554.00
Andrew Magee	T44	69-72-76-72	289	1,554.00
Chris Perry	T44	72-73-73-71	289	1,554.00
Jeff Sluman	T44	72-73-75-69	289	1,554.00
John Adams	T49	72-73-73-72	290	1,247.50
Jay Haas	T49	71-73-72-74	290	1,247.50
Loren Roberts	T49	70-74-74-72	290	1,247.50
Brett Upper	T49	72-70-71-77	290	1,247.50
Bill Britton	T53	74-69-74-74	291	$1,157.50
Dan Forsman	T53	71-70-74-76	291	1,157.50
Skeeter Heath	T53	74-67-75-75	291	1,157.50
Scott Simpson	T53	74-71-71-75	291	1,157.50
Bobby Clampett	T57	72-72-75-73	292	1,115.00
Jim Hallet	T57	75-70-76-71	292	1,115.00
Pat McGowan	T57	70-71-78-73	292	1,115.00
Calvin Peete	T57	68-74-75-75	292	1,115.00
John DeForest	T61	68-70-75-80	293	1,080.00
Jay Delsing	T61	72-72-74-75	293	1,080.00
Lance Ten Broeck	T61	69-76-76-72	293	1,080.00
Ed Fiori	T64	74-69-75-76	294	1,055.00
Bobby Nichols	T64	72-70-75-77	294	1,055.00
Jim Albus	T66	75-70-77-73	295	1,030.00
Howard Twitty	T66	75-70-76-74	295	1,030.00
Robert Wrenn	T66	72-73-79-71	295	1,030.00
Tom Jenkins	69	74-71-74-77	296	1,010.00
Kenny Knox	T70	73-70-81-73	297	990.00
Bob Murphy	T70	70-73-74-80	297	990.00
Tim Norris	T70	71-70-80-76	297	990.00
Jerry Pate	T73	75-70-79-74	298	965.00
Steve Pate	T73	71-73-79-75	298	965.00
Richard Zokol	75	73-71-77-78	299	950.00
Fred Couples	T76	72-72-82-74	300	935.00
Ernie Gonzalez	T76	66-78-83-73	300	935.00

#Won playoff with par-4 on first extra hole

The following players did not finish (C=cut, W=withdrew, D=disqualified)

C—146-Mike Bright, Frank Conner, Al Geiberger, Mark O'Meara, Curtis Strange, D.A. Weibring, **147-**Mark Brooks, Bill Buttner, Jeff Grygiel, Gary Hallberg, Mike Hulbert, Pat Lindsey, Allen Miller, Andy North, Stuart Smith, Leonard Thompson, **148-**Rex Caldwell, Buddy Gardner, Bob Gilder, Mike Holland, Tom Woodard, **149-**Steve Bowman, Mark Calcavecchia, Gibby Gilbert, Ken Green, Gary McCord, David Ogrin, Peter Oosterhuis, Greg Powers, David Thore, **150-**Charles Bolling, Brad Bryant, Curt Byrum, Jeff Coston, Dave Eichelberger, Ivan Smith, **151-**Brad Faxon, Jeff Foxx, Hubert Green, David Lundstrom, Jodie Mudd, Gary Pinns, Bill Rogers, Bill Sander, Jeff Sanders, Tom Sieckmann, **152-**Jeff Hart, Bob Lohr, Mark McNulty, Larry Rinker, Chi Chi Rodriguez, **153-**Chip Beck, Jim Dent, Brad Fabel, Kevin Morris, Ted O'Rourke, **154-**Reggie Cusick, John Fought, Steve Jones, Ralph Landrum, **155-**Greg Twiggs, **158-**Dave Davis, Alan T. Pate, **159-**Michael Barnblatt, John Dodd, **162-**Bobby Heins, Gordon Johnson, **163-**Ed Bugniazet, Ron Commans, **W—143-**Phil Blackmar, **77-**Vance Heafner, **78-**Mike Nicolette, **79-**Charles Coody, **81-**Russ Cochran, **82-**Tommy Valentine, **83-**Victor Regalado, **85-**John Gentile, **D—76-**Phillip Hancock.

1986

Bob Tway

Westchester CC
Harrison, NY
Par: 36-35–71

Purse: $600,000
June 5-8
Yards: 6,723

LEADERS: First Round–Tom Sieckmann and Jay Haas, at 6-under-par 65, led Bill Israelson by two strokes. **Second Round**–Sieckmann, Brett Upper and Willie Wood, tied at 8-under-par 134, led Raymond Floyd by one stroke. **Third Round**–Floyd, Mike Reid and Bob Tway shared the lead at 8-under-par 205, two strokes better than Wood.

CUT: 77 players at 3-over-par 145.

PRO-AM: $7,500. Individual–Gil Morgan, Raymond Floyd, 68, $675 each. Team–Gil Morgan, Larry Rinker, 54, $675 each.

WEATHER: Cool and pleasant Thursday and Friday. Steady light rain all day Saturday. Early overcast followed by late rain Sunday.

Player	Pos.	Score		Official Money
BOB TWAY	**1**	**73-63-69-67**	**272**	**$108,000.00**
Willie Wood	2	71-63-73-66	273	64,800.00
Gil Morgan	T3	69-69-70-67	275	34,800.00
Scott Simpson	T3	71-67-70-67	275	34,800.00
Mike Reid	5	68-69-68-72	277	24,000.00
Andrew Magee	T6	72-67-71-70	280	20,850.00
Mark Wiebe	T6	68-71-73-68	280	20,850.00
Jay Haas	T8	65-73-73-70	281	16,800.00
Doug Tewell	T8	70-66-74-71	281	16,800.00
Brett Upper	T8	68-66-74-73	281	16,800.00
Tom Watson	T8	72-70-70-69	281	16,800.00
Brad Faxon	T12	71-70-71-70	282	12,150.00
Ray Floyd	T12	68-67-70-77	282	12,150.00
Kenny Knox	T12	71-69-72-70	282	12,150.00
Roger Maltbie	T12	72-72-70-68	282	12,150.00
Mark Pfeil	T16	70-73-70-70	283	9,900.00
D.A. Weibring	T16	73-71-69-70	283	9,900.00
Frank Conner	T18	70-70-74-70	284	7,302.86
Jim Dent	T18	73-72-70-69	284	7,302.86
Mike Gove	T18	73-72-70-69	284	7,302.86
Mike Hulbert	T18	75-65-70-74	284	7,302.86
Tom Pernice, Jr.	T18	70-67-72-75	284	7,302.86
Lennie Clements	T18	74-67-74-69	284	7,302.85
Hubert Green	T18	72-65-74-73	284	7,302.85
Rod Curl	T25	73-71-71-70	285	4,387.50
Mike Donald	T25	70-72-72-71	285	4,387.50
David Frost	T25	73-68-75-69	285	$4,387.50
Jim Gallagher, Jr.	T25	70-73-73-69	285	4,387.50
Joe Inman	T25	72-68-72-73	285	4,387.50
Pat McGowan	T25	71-71-72-71	285	4,387.50
Andy North	T25	69-71-72-73	285	4,387.50
Don Pooley	T25	73-72-73-67	285	4,387.50
Gibby Gilbert	T33	72-71-76-67	286	3,390.00
Wayne Levi	T33	74-66-72-74	286	3,390.00
Tom Sieckmann	T33	65-69-75-77	286	3,390.00
Jim Colbert	T36	70-74-73-70	287	2,826.00
Mark Lye	T36	74-69-73-71	287	2,826.00
Chris Perry	T36	73-68-75-71	287	2,826.00
Billy Pierot	T36	70-74-74-69	287	2,826.00
J.C. Snead	T36	71-73-70-73	287	2,826.00
Charles Coody	T41	76-68-73-71	288	2,100.00
Andy Dillard	T41	72-72-71-73	288	2,100.00
Ed Fiori	T41	68-71-72-77	288	2,100.00
Bill Israelson	T41	67-75-73-73	288	2,100.00
Larry Rinker	T41	70-69-74-75	288	2,100.00
Bill Rogers	T41	74-69-75-70	288	2,100.00
Jeff Sluman	T41	75-67-76-70	288	2,100.00
George Archer	T48	68-73-79-69	289	1,477.50
Rex Caldwell	T48	75-69-72-73	289	1,477.50
Bobby Clampett	T48	72-71-77-69	289	1,477.50
Lou Graham	T48	73-72-72-72	289	1,477.50
Jeff Grygiel	T48	69-73-73-74	289	1,477.50
David Peoples	T48	74-71-77-67	289	$1,477.50
Mike Smith	T48	74-71-71-73	289	1,477.50
Howard Twitty	T48	73-71-76-69	289	1,477.50
Steve Bowman	T56	69-72-77-72	290	1,326.00
Rick Cramer	T56	73-72-71-74	290	1,326.00
Vance Heafner	T56	74-69-70-77	290	1,326.00
Gary Koch	T56	71-74-73-72	290	1,326.00
John McComish	T56	70-73-73-74	290	1,326.00
Mark McCumber	T56	69-73-76-72	290	1,326.00
Larry Rentz	T56	75-69-73-73	290	1,326.00
Harry Taylor	T56	72-73-73-72	290	1,326.00
Morris Hatalsky	T64	72-69-76-74	291	1,254.00
Mark O'Meara	T64	77-68-73-73	291	1,254.00
Jim Simons	T64	68-75-77-71	291	1,254.00
Joey Sindelar	T64	78-67-74-72	291	1,254.00
Barry Jaeckel	68	71-73-73-75	292	1,224.00
Chip Beck	T69	72-71-77-73	293	1,206.00
Pat Lindsey	T69	75-69-72-77	293	1,206.00
David Graham	T71	75-70-76-73	294	1,182.00
Bobby Mitchell	T71	69-73-80-72	294	1,182.00
Adrian Stills	73	73-70-74-78	295	1,164.00
Danny Briggs	T74	74-70-74-78	296	1,146.00
Dave Rummells	T74	76-69-74-77	296	1,146.00
Kris Moe	76	73-70-75-79	297	1,128.00
Steve Jones	77	71-72-77-79	299	1,116.00

The following players did not finish (C=cut, W=withdrew)

C—146-Brad Bryant, John DeForest, Dave Eichelberger, Brad Fabel, Rick Fehr, Bob Gilder, Donnie Hammond, Mark Hayes, Rocco Mediate, Mike Nicolette, Mac O'Grady, Peter Oosterhuis, Loren Roberts, Leonard Thompson, **147-**George Burns, Trevor Dodds, Jeff Foxx, Ernie Gonzalez, Jamie Howell, Tim Norris, Victor Regalado, Mike San Filippo, Gene Sauers, Tim Simpson, Ron Streck, Richard Zokol, **148-**Mark Brooks, Tom Byrum, Mark Calcavecchia, Ben Crenshaw, Jay Delsing, Buddy Gardner, Tom Gleeton, Gary Hallberg, Hale Irwin, Gary McCord, Mike McCullough, Bill Sander, Dennis Trixler, **149-**Peter Jacobsen, Bob Lohr, Blaine McCallister, Clarence Rose, Mark Trauner, Robert Wrenn, **150-**John Adams, T.M. Chen, Brian Claar, Jeff Lewis, David Lundstrom, Brian Mogg, Jack Renner, Greg Twiggs, Tommy Valentine, Larry Ziegler, **151-**Woody Blackburn, Charles Bolling, Rick Dalpos, Eduardo Romero, **152-**Phil Blackmar, T.C. Chen, Billy Kratzert, **153-**Antonio O. Cerda, Ken Mattiace, Mike Miles, **154-**Brad Greer, **155-**Greg Ladehoff, **156-**Stu Ingraham, Ted O'Rourke, **158-**Denny Hepler, Doug Johnson, Evan Schiller, **159-**Bob Murphy, **161-**Don Reese, **162-**Mike Dibuono, Bobby Pancratz, **W—81-**Ken Green, **-**Bill Glasson.

Championship Summaries

1987

J.C. Snead

Westchester CC
Harrison, NY
Par: 36-35–71

Purse: $600,000
June 11-14
Yards: 6,769

LEADERS: First Round–Sandy Lyle, with a 6-under-par 65, led Seve Ballesteros and Loren Roberts by one stroke. **Second Round–** Ballesteros, at 9-under-par 133, held a one-stroke lead over Mike Reid. **Third Round–** Reid, at 10-under-par 203, led Ballesteros by one stroke.

CUT: 75 players at 4-over-par 146.

PRO-AM: $7,500. Individual–Jeff Sluman, Brian Claar, 69, $675 each. Team–Bill Rogers, Keith Clearwater, Jack Nicklaus II, Buddy Gardner, 58, $581.25 each.

WEATHER: With the exception of Friday, nice each day with a steady breeze. Steady rain all day Friday.

Player	Pos.	Score		Official Money
J.C. SNEAD#	**1**	**71-70-65-70**	**276**	**$108,000.00**
Seve Ballesteros	2	66-67-71-72	276	64,800.00
Roger Maltbie	3	71-67-68-71	277	40,800.00
Mike Donald	T4	69-70-72-67	278	24,800.00
Morris Hatalsky	T4	71-68-72-67	278	24,800.00
Mike Reid	T4	68-66-69-75	278	24,800.00
Fred Couples	T7	70-69-73-67	279	19,350.00
Sandy Lyle	T7	65-72-71-71	279	19,350.00
Aki Ohmachi	T9	72-72-68-68	280	16,800.00
Chris Perry	T9	69-69-67-75	280	16,800.00
Ken Green	T11	75-70-65-71	281	13,800.00
Harry Taylor	T11	71-71-69-70	281	13,800.00
Doug Tewell	T11	68-68-73-72	281	13,800.00
David Edwards	T14	74-68-68-72	282	10,800.00
Rocco Mediate	T14	71-74-70-67	282	10,800.00
Bruce Soulsby	T14	72-71-70-69	282	10,800.00
Chip Beck	T17	72-69-70-72	283	8,700.00
Russ Cochran	T17	74-69-70-70	283	8,700.00
Wayne Levi	T17	73-68-71-71	283	8,700.00
Loren Roberts	T17	66-71-71-75	283	8,700.00
Keith Clearwater	T21	74-72-67-71	284	5,802.86
Ed Dougherty	T21	71-70-71-72	284	5,802.86
John Inman	T21	70-75-68-71	284	5,802.86
Gil Morgan	T21	74-72-65-73	284	5,802.86
Kenny Perry	T21	73-72-71-68	284	5,802.86
Curt Byrum	T21	69-69-74-72	284	$5,802.85
Dick Mast	T21	70-72-71-71	284	5,802.85
Lennie Clements	T28	73-69-72-71	285	3,904.29
Rick Dalpos	T28	74-70-71-70	285	3,904.29
Jay Delsing	T28	71-72-72-70	285	3,904.29
Jay Haas	T28	68-69-75-73	285	3,904.29
Steve Jones	T28	71-74-67-73	285	3,904.28
Tom Pernice, Jr.	T28	74-68-69-74	285	3,904.28
Mike Sullivan	T28	71-71-71-72	285	3,904.28
Frank Conner	T35	72-72-71-71	286	2,832.86
Andy Dillard	T35	73-72-69-72	286	2,832.86
Kenny Knox	T35	71-74-69-72	286	2,832.86
Scott Simpson	T35	71-74-68-73	286	2,832.86
Leonard Thompson	T35	74-69-74-69	286	2,832.86
John Adams	T35	69-72-70-75	286	2,832.85
Don Pooley	T35	73-69-73-71	286	2,832.85
Vance Heafner	T42	70-70-73-74	287	2,160.00
Bill Kratzert	T42	73-69-71-74	287	2,160.00
Greg Ladehoff	T42	76-69-70-72	287	2,160.00
Mark Wiebe	T42	68-70-73-76	287	2,160.00
Mark Hayes	T46	69-74-73-72	288	1,800.00
Bob Lohr	T46	73-70-69-76	288	1,800.00
Dave Eichelberger	T48	69-72-73-75	289	1,548.00
Dan Halldorson	T48	71-74-71-73	289	1,548.00
Greg Twiggs	T48	74-69-72-74	289	1,548.00
Robert Wrenn	T48	75-69-71-74	289	$1,548.00
Bill Britton	T52	75-69-72-74	290	1,392.00
Antonio O. Cerda	T52	78-68-73-71	290	1,392.00
T.C. Chen	T52	69-73-74-74	290	1,392.00
Bobby Cole	T52	73-72-70-75	290	1,392.00
Mark Lye	T52	76-70-70-74	290	1,392.00
John McComish	T52	72-71-72-75	290	1,392.00
Fulton Allem	T58	73-72-73-73	291	1,314.00
Buddy Gardner	T58	72-71-72-76	291	1,314.00
Wayne Grady	T58	73-70-73-75	291	1,314.00
Tim Norris	T58	69-77-71-74	291	1,314.00
David Ogrin	T58	71-72-74-74	291	1,314.00
Ted Schulz	T58	77-68-74-72	291	1,314.00
Brian Claar	T64	71-73-73-75	292	1,254.00
Jim Gallagher, Jr.	T64	74-70-73-75	292	1,254.00
Lou Graham	T64	75-71-72-74	292	1,254.00
Howard Twitty	T64	75-69-71-77	292	1,254.00
Bobby Clampett	T68	74-67-76-77	294	1,212.00
Andrew Magee	T68	70-74-73-77	294	1,212.00
Robert Thompson	T68	73-71-75-75	294	1,212.00
Ted Lehmann	T71	72-74-72-77	295	1,182.00
Bill Rogers	T71	75-70-73-77	295	1,182.00
Bobby Heins	73	74-72-76-81	303	1,164.00

#Won playoff with par-4 on first extra hole

The following players did not finish (C=cut, W=withdrew, D=disqualified)

C—147-Perry Arthur, Ray Barr, Jr., Jay Don Blake, Charles Bolling, George Burns, Jim Carter, Tom Garner, Brad Greer, Tony Grimes, Mike Hulbert, Bob Lunn, Don Reese, Victor Regalado, Jeff Sluman, Ron Streck, Bob Tway, Larry Ziegler, **148-**Dewey Arnette, Brad Bryant, Brad Faxon, Tommy Nakajima, Andy North, Nick Price, Don Shirey, Jr., Mark Trauner, Bert Yancey, **149-**Jim Chancey, Steve Elkington, Denny Hepler, David Hobby, Barry Jaeckel, Peter Oosterhuis, John Riegger, **150-**George Archer, Phil Blackmar, John Horne, Mike McGee, Bob Murphy, Tom Sieckmann, **151-**Mike Bender, Jeff Foxx, David Graham, Bill Israelson, Gary McCord, Brian Mogg, Mark Pfeil, Bill Sander, Mike Smith, **152-**Tom Byrum, Trevor Dodds, Dan Forsman, Pat Lindsey, Mike McCullough, Jim Nelford, Ray Stewart, **153-**David Canipe, Jack Nicklaus, Brett Upper, Jim Wilson, **154-**Mike San Filippo, Richard Zokol, **155-**Woody Blackburn, Mark Brooks, Rex Caldwell, Jeff Lewis, Billy Pierot, Willie Wood, **156-**Jack W. Nicklaus II, Evan Schiller, **158-**Doug Johnson, **159-**Tony Saraceno, **160-**John Fought, Ted O'Rourke, **163-**Duffy Waldorf, **W—220-**Mike Nicolette, **146-**Jack Renner, **76-**Lon Hinkle, **78-**Gibby Gilbert, Jim Thorpe, **D—**Phil Jonas, Curtis Strange.

1988

Seve Ballesteros

Westchester CC
Harrison, NY
Par: 36-35–71

Purse: $700,000
June 9-12
Yards: 6,779

LEADERS: First Round–Howard Twitty and Loren Roberts, at 5-under-par 66, led Joey Sindelar by one stroke. **Second Round–**Roberts, at 5-under-par 137, was one stroke ahead of Bill Buttner, Brandel Chamblee and Steve Elkington. **Third Round–**Ken Green, at 7-under-par 206, led Elkington and Dick Mast by one stroke.

CUT: 74 players at 3-over-par 145.

PRO-AM: $7,500. Individual–Bob Tway, 65, $750. Team–George Burns, 53, $750.

WEATHER: Cool and rainy Thursday. Clear and comfortable the rest of the week, with steady winds.

Player	Pos.	Score		Official Money
SEVE BALLESTEROS#	**1**	**72-68-69-67**	**276**	**$126,000.00**
David Frost	T2	71-68-69-68	276	52,266.67
Greg Norman	T2	73-69-70-64	276	52,266.67
Ken Green	T2	71-68-67-70	276	52,266.66
Steve Elkington	5	68-70-69-71	278	28,000.00
Brandel Chamblee	T6	70-68-73-69	280	22,662.50
Bob Eastwood	T6	69-72-72-67	280	22,662.50
Dick Mast	T6	71-68-68-73	280	22,662.50
Loren Roberts	T6	66-71-73-70	280	22,662.50
Tommy Armour III	T10	73-69-71-68	281	18,200.00
Jeff Sluman	T10	74-70-68-69	281	18,200.00
Jay Don Blake	T12	71-72-72-67	282	13,300.00
Jim Hallet	T12	70-71-69-72	282	13,300.00
Bill Kratzert	T12	73-71-66-72	282	13,300.00
Tommy Nakajima	T12	73-71-71-67	282	13,300.00
Scott Simpson	T12	71-69-71-71	282	13,300.00
J.C. Snead	T12	68-73-70-71	282	13,300.00
Russ Cochran	T18	72-73-70-68	283	9,128.00
Mike Reid	T18	69-71-71-72	283	9,128.00
Clarence Rose	T18	72-71-71-69	283	9,128.00
Tim Simpson	T18	70-74-70-69	283	9,128.00
Payne Stewart	T18	73-68-69-73	283	9,128.00
Isao Aoki	T23	74-70-69-71	284	7,000.00
Jay Haas	T23	70-70-72-72	284	7,000.00
David Edwards	T25	72-72-70-71	285	5,460.00
Wayne Grady	T25	75-69-71-70	285	$5,460.00
Don Pooley	T25	68-76-69-72	285	5,460.00
Craig Stadler	T25	71-73-71-70	285	5,460.00
Lance Ten Broeck	T25	72-70-75-68	285	5,460.00
Mark McCumber	T30	73-70-73-70	286	4,252.67
Chris Perry	T30	72-69-72-73	286	4,252.67
Jack Renner	T30	74-68-74-70	286	4,252.67
Joey Sindelar	T30	67-73-76-70	286	4,252.67
Fred Couples	T30	70-71-71-74	286	4,252.66
Tim Norris	T30	70-73-74-69	286	4,252.66
Ronnie Black	T36	72-71-73-71	287	3,084.25
Jim Carter	T36	74-71-72-70	287	3,084.25
Dan Halldorson	T36	70-75-68-74	287	3,084.25
Bob Lohr	T36	75-70-69-73	287	3,084.25
Johnny Miller	T36	75-69-70-73	287	3,084.25
Peter Senior	T36	69-75-72-71	287	3,084.25
Leonard Thompson	T36	74-69-73-71	287	3,084.25
Howard Twitty	T36	66-73-71-77	287	3,084.25
Bill Buttner	T44	69-69-74-76	288	2,240.00
Mark Lye	T44	73-71-73-71	288	2,240.00
Larry Rinker	T44	71-71-72-74	288	2,240.00
Bob Tway	T44	76-68-71-73	288	2,240.00
Brad Fabel	T48	74-70-74-71	289	1,806.00
Brad Faxon	T48	69-72-73-75	289	1,806.00
Wayne Levi	T48	71-70-77-71	289	1,806.00
Hal Sutton	T48	70-72-76-71	289	$1,806.00
Clark Burroughs	T52	73-72-74-71	290	1,666.00
Antonio O. Cerda	T52	70-73-74-73	290	1,666.00
Billy Andrade	T54	76-69-75-71	291	1,589.00
George Archer	T54	75-69-72-75	291	1,589.00
Nick Faldo	T54	74-71-75-71	291	1,589.00
Bernhard Langer	T54	74-69-76-72	291	1,589.00
Blaine McCallister	T54	70-75-72-74	291	1,589.00
Scott Verplank	T54	72-69-73-77	291	1,589.00
Brian Tennyson	T60	71-71-74-76	292	1,533.00
Jim Thorpe	T60	73-72-76-71	292	1,533.00
Billy Ray Brown	T62	68-74-76-75	293	1,484.00
Mark Calcavecchia	T62	72-73-72-76	293	1,484.00
Steve Lowery	T62	71-73-77-72	293	1,484.00
Christy O'Connor	T62	74-71-73-75	293	1,484.00
Duffy Waldorf	T62	70-70-79-74	293	1,484.00
Mike Hammond	67	71-74-75-74	294	1,442.00
Pat McGowan	T68	72-71-76-76	295	1,421.00
Harry Taylor	T68	70-73-78-74	295	1,421.00
Lennie Clements	T70	71-74-73-78	296	1,386.00
Rick Meskell	T70	72-73-71-80	296	1,386.00
David Ogrin	T70	72-73-78-73	296	1,386.00
Dan Forsman	T73	72-71-79-75	297	1,351.00
Mark Hayes	T73	72-72-75-78	297	1,351.00

#Won playoff with birdie on first extra hole

The following players did not finish (C=cut, W=withdrew, D=disqualified)

C—146-Jim Albus, Roy Biancalana, Jim Booros, Bill Britton, Jeff Coston, Richard Cromwell, David Graham, Mike Hulbert, Tom Kite, Greg Ladehoff, Roger Maltbie, Mike McCullough, Gil Morgan, Aki Ohmachi, Kenny Perry, Bill Sander, Doug Tewell, **147-**George Burns, Ernie Gonzalez, John Inman, Andrew Magee, Brian Mogg, Bob Murphy, Mark O'Meara, Rick Vershure, Fred Wadsworth, **148-**Fulton Allem, Ray Floyd, Bobby Heins, Sandy Lyle, Steve Pate, Gene Sauers, Paul Trittler, Brett Upper, Mark Wiebe, **149-**Tom Byrum, Barry Cheesman, Ed Dougherty, Barry Jaeckel, Kenny Knox, Willie Wood, **150-**T.C. Chen, Rick Pearson, Sam Randolph, Mike Sullivan, Steve Thomas, **151-**Brad Bryant, Peter Jacobsen, Bob Proben, **152-**Mike Blackburn, Phil Blackmar, John Cook, Mike Donald, Dave Eichelberger, Buddy Gardner, John Huston, Mark Maness, Rocco Mediate, Dillard Pruitt, Tony Sills, **153-**Tom Sieckmann, Ray Stewart, **154-**Danny Briggs, Darrell Kestner, Darrell Knight, Tom Pernice, Jr., Joey Rassett, Robert Thompson, **155-**Andy North, Kim Young, **156-**Curt Byrum, Nick Manolios, Bruce Zabriski, **157-**Jay Delsing, **158-**Jeffrey Lankford, **159-**Jim Guerra, **160-**Mike Ballo, **164-**Greg Parker, **W—79-**Mark Pfeil, **84-**Calvin Peete, **D—157-**Mark Mouland, **78-**David Peoples.

Championship Summaries

1989

Wayne Grady

Westchester CC
Harrison, NY
Par: 36-35–71

Purse: $1,000,000
June 8-11
Yards: 6,779

LEADERS: First Round–Tom Sieckmann, at 7-under-par 64, led Rocco Mediate by one stroke. **Second Round**–Wayne Grady, Dick Mast and Sieckmann were tied at 8-under-par 134, one stroke better than J.C. Snead. **Third Round**–Grady, Mast and Snead were tied at 8-under-par 205.

CUT: 71 players at 1-over-par 143.

PRO-AM: $7,500. Individual–Fred Couples, Hal Sutton, 68, $675 each. Team–Sandy Lyle, Mark O'Meara, 57, $675 each.

WEATHER: Rainy and cool during the pro-am. Foggy Thursday morning and cloudy all day. Rain on Friday. Play was suspended at 1:02 p.m., then called at 4 p.m. with 57 players having completed play. The 99 who had yet to finish resumed Round 2 at 8 a.m. Saturday. Under sunny skies, the third round began at 2:10 p.m.; play wasn't completed until 8:25 p.m. Sunny but very windy Sunday, with winds at 25 mph, gusting to 35-40.

Player	Pos.	Score		Official Money
WAYNE GRADY#	**1**	**69-65-71-72**	**277**	**$180,000.00**
Ronnie Black	2	69-71-69-68	277	108,000.00
Clarence Rose	T3	72-69-67-70	278	58,000.00
Tom Watson	T3	71-69-70-68	278	58,000.00
Billy Andrade	T5	69-69-70-71	279	35,125.00
Fred Couples	T5	66-72-70-71	279	35,125.00
Tom Kite	T5	70-67-72-70	279	35,125.00
J.C. Snead	T5	67-68-70-74	279	35,125.00
Mark Lye	T9	66-70-71-73	280	27,000.00
Nick Price	T9	74-67-69-70	280	27,000.00
Mike Reid	T9	69-72-68-71	280	27,000.00
Paul Azinger	T12	71-67-70-73	281	21,000.00
Chip Beck	T12	70-70-72-69	281	21,000.00
Don Pooley	T12	72-71-69-69	281	21,000.00
Gary Hallberg	T15	72-71-67-72	282	17,000.00
Scott Hoch	T15	68-72-67-75	282	17,000.00
Curtis Strange	T15	72-65-74-71	282	17,000.00
Tom Byrum	T18	68-72-69-74	283	13,040.00
Larry Mize	T18	68-71-69-75	283	13,040.00
Mark O'Meara	T18	69-72-72-70	283	13,040.00
Joey Sindelar	T18	70-70-73-70	283	13,040.00
Craig Stadler	T18	66-74-68-75	283	13,040.00
Bob Tway	T23	69-71-70-74	284	8,428.58
Bill Buttner	T23	70-70-70-74	284	8,428.57
Greg Norman	T23	69-71-69-75	284	$8,428.57
Kenny Perry	T23	69-68-72-75	284	8,428.57
Ted Schulz	T23	70-69-70-75	284	8,428.57
Scott Simpson	T23	71-68-71-74	284	8,428.57
Doug Tewell	T23	69-72-69-74	284	8,428.57
Donnie Hammond	T30	71-69-72-73	285	6,650.00
Hal Sutton	T30	70-73-71-71	285	6,650.00
Dick Mast	T32	66-68-71-81	286	5,787.50
Larry Nelson	T32	69-69-73-75	286	5,787.50
Steve Pate	T32	72-70-75-69	286	5,787.50
Jeff Sluman	T32	72-69-70-75	286	5,787.50
Fulton Allem	T36	73-68-71-75	287	4,710.00
Brad Faxon	T36	71-72-72-72	287	4,710.00
David Frost	T36	70-67-75-75	287	4,710.00
Kenny Knox	T36	66-70-74-77	287	4,710.00
Dan Pohl	T36	67-71-75-74	287	4,710.00
John Adams	T41	71-68-75-74	288	3,600.00
Seve Ballesteros	T41	71-70-72-75	288	3,600.00
Ben Crenshaw	T41	67-76-71-74	288	3,600.00
Bob Estes	T41	72-68-68-80	288	3,600.00
Jim Hallet	T41	71-70-69-78	288	3,600.00
Loren Roberts	T41	73-70-72-73	288	3,600.00
Bill Britton	T47	73-67-73-76	289	2,568.58
Mark Brooks	T47	69-72-74-74	289	2,568.57
Curt Byrum	T47	69-74-73-73	289	$2,568.57
Jay Haas	T47	70-72-75-72	289	2,568.57
Dan Halldorson	T47	71-72-74-72	289	2,568.57
Rocco Mediate	T47	65-74-75-75	289	2,568.57
Scott Verplank	T47	73-69-73-74	289	2,568.57
Andy Bean	T54	73-70-73-75	291	2,290.00
Jim Booros	T54	70-72-72-77	291	2,290.00
Dan Forsman	T54	70-73-72-76	291	2,290.00
Brian Tennyson	T54	71-72-73-75	291	2,290.00
Webb Heintzelman	T58	70-72-73-77	292	2,220.00
John Mahaffey	T58	71-72-74-75	292	2,220.00
Don Shirey, Jr.	T58	71-71-76-74	292	2,220.00
Tom Sieckmann	61	64-70-79-80	293	2,180.00
Larry Silveira	62	68-72-75-79	294	2,160.00
Dave Eichelberger	63	70-72-78-75	295	2,140.00
Joel Edwards	T64	70-68-78-81	297	2,100.00
Rick Meskell	T64	73-70-73-81	297	2,100.00
Don Reese	T64	69-74-75-79	297	2,100.00
Mike Hulbert	67	69-72-79-78	298	2,060.00
Darrell Kestner	T68	71-72-80-76	299	2,030.00
Billy Tuten	T68	70-73-76-80	299	2,030.00
Bob Wolcott	70	68-74-86-72	300	2,000.00

#Won playoff with birdie on first extra hole

The following players did not finish (C=cut, W=withdrew)

C—144-Isao Aoki, Bob Eastwood, Steve Hart, Rick Pearson, Chris Perry, Bill Sander, Duffy Waldorf, Mark Wiebe, **145-**Tommy Armour III, Clark Burroughs, David Canipe, Trevor Dodds, David Edwards, Ed Fiori, Fred Funk, Buddy Gardner, Ken Green, P.H. Horgan III, Bob Lohr, Andrew Magee, Billy Mayfair, Masashi Jumbo Ozaki, Greg Twiggs, **146-**Ray Barr, Jr., Jim Carter, Keith Clearwater, Russ Cochran, Mark Hayes, John Inman, Roger Maltbie, Blaine McCallister, Larry Rinker, Bruce Zabriski, **147-**Roy Biancalana, Lennie Clements, Mike Donald, Steve Elkington, Lon Hinkle, Pat McGowan, Leonard Thompson, **148-**Brad Bryant, Bobby Clampett, Jim Gallagher, Jr., Bob Gilder, Peter Jacobsen, Barry Jaeckel, Sandy Lyle, Mike Miles, Tim Norris, Andy North, Billy Pierot, Tony Sills, Jim Thorpe, **149-**Billy Ray Brown, Rick Dalpos, Robin Freeman, John McComish, Ray Stewart, Brent Studer, **150-**George Burns, Rex Caldwell, Frank Esposito, David Graham, Ed Humenik, Chris Moody, David Ogrin, **151-**Gibby Gilbert, Tony Grimes, Morris Hatalsky, Corey Pavin, **152-**Sam Randolph, **153-**Jack Renner, **154-**Jim Benepe, Jack Kay Jr., Mark Mielke, **156-**Doug Miller, **158-**Bob Murphy, **161-**Nick Manolios, **W—224-**Ian Baker-Finch, **144-**D.A. Weibring, **145-**Robert Thompson, **148-**Lance Ten Broeck, **154-**Bob Mattiace, **71-**Johnny Miller, **74-**Payne Stewart, **76-**Greg Ladehoff.

1990

Hale Irwin

Westchester CC
Harrison, NY
Par: 36-35–71

Purse: $1,000,000
June 21-24
Yards: 6,779

LEADERS: First Round–Kirk Triplett shot a 6-under-par 65 and led by one stroke over Hale Irwin, Blaine McCallister, Buddy Gardner and Bill Britton. **Second Round**–McCallister added a 4-under-par 67 for a 9-under-par 133 and led by one stroke over Jay Haas, who birdied the last four holes. Irwin and David Peoples were two strokes behind. **Third Round**–Irwin and McCallister were tied at 10-under-par 203. Paul Azinger, Craig Stadler, Ken Green, Haas, Peoples and Triplett were three strokes back.
CUT: 88 players at 1-over-par 143.

PRO-AM: $7,500. Individual–Hal Sutton, Wayne Levi, 68, $675 each. Team–Kenny Knox, John Mahaffey, 54, $675 each.

WEATHER: Mostly cloudy Thursday, when an early evening thunderstorm forced suspension of play at 6:20 p.m. Play resumed at 7:05 p.m. Rain also delayed the start of play for one hour Friday morning. Mostly clear the rest of the day. Beautiful Saturday and Sunday.

Player	Pos.	Score		Official Money
HALE IRWIN	**1**	**66-69-68-66**	**269**	**$180,000.00**
Paul Azinger	2	67-70-69-65	271	108,000.00
Kirk Triplett	3	65-74-67-66	272	68,000.00
Ken Green	4	70-67-69-67	273	48,000.00
Jim Gallagher, Jr.	T5	69-68-70-67	274	38,000.00
Blaine McCallister	T5	66-67-70-71	274	38,000.00
Ray Floyd	T7	70-73-65-68	276	30,125.00
Lee Janzen	T7	69-70-69-68	276	30,125.00
Loren Roberts	T7	71-67-69-69	276	30,125.00
Craig Stadler	T7	67-71-68-70	276	30,125.00
Jay Haas	T11	67-67-72-71	277	24,000.00
Gene Sauers	T11	69-71-70-67	277	24,000.00
Bill Britton	13	66-70-72-70	278	21,000.00
Russ Cochran	T14	71-71-69-68	279	16,500.00
Ben Crenshaw	T14	75-63-72-69	279	16,500.00
Steve Elkington	T14	70-71-71-67	279	16,500.00
Rick Fehr	T14	71-70-71-67	279	16,500.00
David Peoples	T14	68-67-71-73	279	16,500.00
Jeff Sluman	T14	71-72-68-68	279	16,500.00
Fulton Allem	T20	71-70-68-71	280	11,650.00
Buddy Gardner	T20	66-71-71-72	280	11,650.00
P.H. Horgan III	T20	71-72-69-68	280	11,650.00
Chris Perry	T20	72-70-69-69	280	11,650.00
Billy Andrade	T24	71-71-69-70	281	7,566.67
Isao Aoki	T24	70-70-70-71	281	7,566.67
Phil Blackmar	T24	71-72-68-70	281	7,566.67
Kenny Knox	T24	69-71-71-70	281	7,566.67
Peter Persons	T24	69-70-71-71	281	7,566.67
Howard Twitty	T24	72-69-71-69	281	7,566.67
Emlyn Aubrey	T24	71-71-66-73	281	$7,566.66
Jim Benepe	T24	70-71-68-72	281	7,566.66
John Dowdall	T24	68-74-68-71	281	7,566.66
Andy North	T33	67-76-71-68	282	5,525.00
Don Pooley	T33	69-73-67-73	282	5,525.00
Larry Rinker	T33	67-70-72-73	282	5,525.00
Clarence Rose	T33	68-72-73-69	282	5,525.00
Ian Baker-Finch	T37	69-67-72-75	283	4,400.00
Greg Bruckner	T37	68-71-72-72	283	4,400.00
Bob Gilder	T37	70-69-72-72	283	4,400.00
Corey Pavin	T37	73-70-70-70	283	4,400.00
Hal Sutton	T37	69-74-70-70	283	4,400.00
Doug Tewell	T37	68-70-74-71	283	4,400.00
Mark Brooks	T43	70-66-72-76	284	3,120.00
Brad Faxon	T43	71-70-72-71	284	3,120.00
Steve Hart	T43	71-70-72-71	284	3,120.00
John Inman	T43	73-69-73-69	284	3,120.00
Nick Price	T43	72-70-69-73	284	3,120.00
Greg Twiggs	T43	70-72-71-71	284	3,120.00
Bob Wolcott	T43	68-74-71-71	284	3,120.00
Michael Allen	T50	70-70-72-73	285	2,348.89
Tommy Armour III	T50	70-69-74-72	285	2,348.89
Jim Booros	T50	70-72-68-75	285	2,348.89
Mike Donald	T50	70-68-74-73	285	2,348.89
Andrew Magee	T50	70-70-71-74	285	2,348.89
Rocco Mediate	T50	71-69-71-74	285	2,348.89
Tommy Moore	T50	69-73-75-68	285	2,348.89
Leonard Thompson	T50	71-72-72-70	285	2,348.89
Ted Schulz	T50	71-68-70-76	285	2,348.88
George Burns	T59	74-68-77-67	286	$2,140.00
Bill Buttner	T59	72-70-72-72	286	2,140.00
Lennie Clements	T59	71-72-71-72	286	2,140.00
Webb Heintzelman	T59	72-69-72-73	286	2,140.00
Greg Hickman	T59	71-72-75-68	286	2,140.00
Barry Jaeckel	T59	70-72-71-73	286	2,140.00
Steve Lamontagne	T59	71-71-70-74	286	2,140.00
Roger Maltbie	T59	70-71-73-72	286	2,140.00
Jim Woodward	T59	71-70-71-74	286	2,140.00
David Frost	T68	74-69-74-70	287	2,000.00
Fred Funk	T68	67-74-70-76	287	2,000.00
Jim Hallet	T68	71-71-74-71	287	2,000.00
Jeff Hart	T68	69-70-73-75	287	2,000.00
Pat McGowan	T68	67-71-75-74	287	2,000.00
Dewey Arnette	T73	71-72-73-72	288	1,920.00
Jack Ferenz	T73	69-72-71-76	288	1,920.00
Stan Utley	T73	70-73-72-73	288	1,920.00
Jim Carter	T76	71-72-70-76	289	1,850.00
Neal Lancaster	T76	72-71-73-73	289	1,850.00
J.C. Snead	T76	73-70-71-75	289	1,850.00
Willie Wood	T76	73-70-71-75	289	1,850.00
Dan Halldorson	T80	70-71-73-76	290	1,790.00
Ray Stewart	T80	70-69-75-76	290	1,790.00
Bob Estes	T82	69-74-75-73	291	1,740.00
Bobby Heins	T82	72-71-77-71	291	1,740.00
Sonny Skinner	T82	70-73-77-71	291	1,740.00
Wayne Grady	85	73-70-75-74	292	1,700.00
Rick Vershure	86	70-73-76-75	294	1,680.00

The following players did not finish (C=cut, W=withdrew)

C—144-Ronnie Black, Jay Don Blake, Jay Delsing, Ed Dougherty, Bob Eastwood, Dave Eichelberger, Tom Eubank, Brian Kamm, John Mahaffey, Craig Parry, Calvin Peete, Don Reese, Mike Schuchart, Harry Taylor, Paul Trittler, **145-**Ed Fiori, Gary Hallberg, Scott Hoch, John McComish, Don Shirey, Jr., Larry Silveira, Joey Sindelar, Mike Sullivan, Jeffrey Wilson, **146-**Curt Byrum, Mike Diffley, Bruce Fleisher, Morris Hatalsky, Mark Hayes, Dillard Pruitt, Scott Verplank, **147-**Fred Couples, Joel Edwards, Tom Silva, Ted Tryba, Denis Watson, **148-**Jerry Anderson, Andy Bean, Patrick Burke, Clark Burroughs, David Canipe, Dennis Harrington, Nolan Henke, John Huston, David Ogrin, Mike Smith, Tim Stafford, **149-**Clark Dennis, Mark Pfeil, Lance Ten Broeck, Mark Trauner, Richard Zokol, **150-**Mitch Adcock, Ray Barr, Jr., Ron Streck, **151-**David Edwards, **152-**David Hillman, **153-**John Adams, **154-**Gary Koch, Tom Pernice, Jr., Rick Pruchnik, Grant Waite, **155-**Mel Baum, Jerry Haas, Rick Todd, **157-**Henry Cagigal, **160-**Carl Cooper, **W—223-**Wayne Levi, **159-**Pat Fitzsimons.

Championship Summaries

1991

Billy Andrade

Westchester CC
Harrison, NY
Par: 36-35–71

Purse: $1,000,000
June 6-9
Yards: 6,779

LEADERS: First Round–Paul Azinger, Fulton Allem, Brad Bryant and Chris Perry were tied at 5-under-par 66. Eight players were one stroke back. **Second Round**–Azinger and Perry were joined by Denis Watson at 8-under-par 134. Allem and Fred Couples were one stroke back. Bryant, Hale Irwin, Billy Andrade, Peter Persons and John Inman were tied at 136. **Third Round**–Irwin added a 67 for a 10-under-par 203. Bryant was one stroke back, while Andrade and Allem were tied at 205.

CUT: 70 players at 1-over-par 143.

PRO-AM: $7,500. Individual–Chris Perry, 66, $750. Team–Andrew Magee, 55, $750.

WEATHER: Perfect every day.

Player	Pos.	Score		Official Money
BILLY ANDRADE	**1**	**68-68-69-68**	**273**	**$180,000.00**
Brad Bryant	2	66-70-68-71	275	108,000.00
Nolan Henke	T3	69-70-67-70	276	58,000.00
Hale Irwin	T3	67-69-67-73	276	58,000.00
Seve Ballesteros	T5	70-67-69-71	277	36,500.00
Wayne Levi	T5	71-72-67-67	277	36,500.00
Larry Rinker	T5	68-73-65-71	277	36,500.00
Fulton Allem	T8	66-69-70-73	278	30,000.00
Ray Floyd	T8	69-68-69-72	278	30,000.00
Fred Couples	T10	70-65-72-72	279	24,000.00
Greg Norman	T10	70-68-70-71	279	24,000.00
Loren Roberts	T10	68-73-67-71	279	24,000.00
Howard Twitty	T10	70-70-70-69	279	24,000.00
Paul Azinger	T14	66-68-78-68	280	18,000.00
Steve Elkington	T14	73-67-69-71	280	18,000.00
Brandt Jobe	T14	71-68-69-72	280	18,000.00
Emlyn Aubrey	T17	68-71-72-70	281	13,533.34
Payne Stewart	T17	72-71-69-69	281	13,533.34
Wayne Grady	T17	67-71-72-71	281	13,533.33
Roger Maltbie	T17	67-75-64-75	281	13,533.33
Tom Purtzer	T17	71-69-70-71	281	13,533.33
Duffy Waldorf	T17	71-69-68-73	281	13,533.33
Mark Brooks	T23	68-74-73-67	282	8,225.00
Bart Bryant	T23	68-69-71-74	282	8,225.00
Ed Dougherty	T23	74-69-69-70	282	$8,225.00
David Edwards	T23	71-71-70-70	282	8,225.00
Robert Gamez	T23	70-73-68-71	282	8,225.00
Buddy Gardner	T23	69-70-69-74	282	8,225.00
Steve Pate	T23	68-72-70-72	282	8,225.00
Craig Stadler	T23	68-70-73-71	282	8,225.00
John Cook	T31	72-67-71-73	283	5,671.43
Brad Faxon	T31	73-70-72-68	283	5,671.43
Jim Hallet	T31	72-69-73-69	283	5,671.43
Mike Hulbert	T31	69-70-75-69	283	5,671.43
Hal Sutton	T31	69-71-72-71	283	5,671.43
D.A. Weibring	T31	71-70-71-71	283	5,671.43
Brett Upper	T31	71-66-69-77	283	5,671.42
Brian Claar	T38	71-72-71-70	284	4,500.00
Ken Green	T38	68-70-74-72	284	4,500.00
Peter Persons	T38	68-68-74-74	284	4,500.00
David Canipe	T41	67-73-73-72	285	3,315.56
Jim Gallagher, Jr.	T41	69-71-74-71	285	3,315.56
Dan Halldorson	T41	73-70-70-72	285	3,315.56
Jose Maria Olazabal	T41	71-70-74-70	285	3,315.56
Jeff Sluman	T41	74-68-74-69	285	3,315.56
Russ Cochran	T41	73-68-71-73	285	3,315.55
Jerry Haas	T41	71-71-69-74	285	3,315.55
Sean Murphy	T41	71-69-72-73	285	3,315.55
Chris Perry	T41	66-68-74-77	285	$3,315.55
Charlie Bowles	T50	68-74-73-71	286	2,460.00
Jay Delsing	T50	71-69-74-72	286	2,460.00
Nick Faldo	T50	72-69-73-72	286	2,460.00
Trevor Dodds	T53	73-70-75-69	287	2,315.00
P.H. Horgan III	T53	67-74-75-71	287	2,315.00
John Inman	T53	68-68-75-76	287	2,315.00
Joey Sindelar	T53	72-69-78-68	287	2,315.00
JC Anderson	T57	70-71-69-78	288	2,250.00
Greg Bruckner	T57	73-69-72-74	288	2,250.00
Billy Ray Brown	T59	72-70-73-74	289	2,190.00
Andrew Magee	T59	70-70-75-74	289	2,190.00
Mark McCumber	T59	71-71-73-74	289	2,190.00
Pat McGowan	T59	69-74-72-74	289	2,190.00
David Sutherland	T63	67-72-73-78	290	2,130.00
Denis Watson	T63	67-67-75-81	290	2,130.00
Scott Gump	65	72-70-75-74	291	2,100.00
Neal Lancaster	66	73-70-71-78	292	2,080.00
Michael Allen	67	72-71-75-75	293	2,060.00
Willie Wood	68	70-69-80-75	294	2,040.00
Bob Wolcott	69	74-66-77-78	295	2,020.00
Greg Ladehoff	70	69-72-77-79	297	2,000.00

The following players did not finish (C=cut, W=withdrew)

C—144-Ronnie Black, Jim Booros, Bill Britton, Bill Buttner, Barry Cheesman, Ed Fiori, David Frost, Gary Hallberg, Mark Hayes, Andy North, Sam Randolph, **145**-Perry Arthur, Brad Bell, John Daly, Brad Fabel, Lee Janzen, Karl Kimball, John Mahaffey, Calvin Peete, Dillard Pruitt, Tom Sieckmann, Ray Stewart, Curtis Strange, Brian Tennyson, Leonard Thompson, Stan Utley, **146**-Marco Dawson, Bob Eastwood, Joel Edwards, Bob Estes, Mike Gilmore, Steve Jones, Jeff Maggert, Rocco Mediate, Larry Rentz, Ted Schulz, Bob Tway, John Wilson, **147**-Jim Benepe, Brandel Chamblee, Bob Gilder, Jay Haas, Scott Hoch, Brian Kamm, Davis Love III, Dick Mast, Blaine McCallister, Jim McGovern, Bryan Norton, David Peoples, Jim Thorpe, Mark Wiebe, **148**-Ben Crenshaw, Ed Humenik, Kenny Knox, Keith Kulzer, Bruce Lietzke, Ken Schall, **149**-Bobby Clampett, Carl Cooper, Mike Donald, Jim Furyk (A), Dicky Thompson, **150**-John Adams, Billy Mayfair, Craig Rudolph, Mike Standly, Doug Tewell, Greg Twiggs, Brian Watts, Greg Whisman, **151**-Curt Byrum, Clark Dennis, Rick Fehr, **152**-Dudley Hart, Brad Lardon, Mike Sullivan, **153**-Mel Baum, Tom Byrum, **154**-Rick Meskell, Brad Worthington, **155**-Kirk Triplett, Jim Woodward, **156**-Craig Thomas, **160**-Scott Dietrich, **W—75**-Mike Smith.

1992

David Frost

Westchester CC
Harrison, NY
Par: 36-35–71

Purse: $1,000,000
June 25-28
Yards: 6,779

LEADERS: First Round–Steve Elkington, David Frost, Greg Norman, Ted Schulz and Bob Tway were tied at 4-under-par 67, one stroke better than five other players. **Second Round**–Frost, at 7-under-par 135, held a one-stroke lead over Fred Funk and Duffy Waldorf. **Third Round**–Frost was at 11-under-par 202, good for a three-stroke edge over Waldorf and a four-stroke advantage over Jeff Maggert.

CUT: 73 players at 3-over-par 145.

PRO-AM: Play limited to nine holes for a.m. and p.m. groups due to one-hour, 45-minute rain suspension during morning round. $7,500. Front Nine Individual–Ben Crenshaw, 33, $450. Back Nine Individual–Ted Schulz, 33, $450. Front Nine Team–Craig Parry, 27, $450. Back Nine Team–Roger Maltbie, Hal Sutton, Loren Roberts, Fulton Allem, 29, $393.75 each.

WEATHER: Sunny, windy and mild Thursday and Friday. Sunny and mild Saturday, with late rain. Sunny and pleasant Sunday.

Player	Pos.	Score		Official Money
DAVID FROST	**1**	**67-68-67-66**	**268**	**$180,000.00**
Duffy Waldorf	2	69-67-69-71	276	108,000.00
Paul Azinger	T3	75-67-69-66	277	52,000.00
Fred Funk	T3	69-67-71-70	277	52,000.00
Lee Janzen	T3	70-71-67-69	277	52,000.00
Tom Kite	T6	70-70-67-71	278	33,500.00
Greg Norman	T6	71-73-65-69	278	33,500.00
Craig Parry	T6	68-72-72-66	278	33,500.00
Bill Britton	T9	71-67-69-72	279	25,000.00
Fred Couples	T9	71-67-72-69	279	25,000.00
Steve Elkington	T9	67-71-70-71	279	25,000.00
Mike Smith	T9	73-69-67-70	279	25,000.00
Craig Stadler	T9	72-67-71-69	279	25,000.00
Dave Barr	T14	72-71-70-67	280	16,500.00
Ray Floyd	T14	72-69-69-70	280	16,500.00
Lon Hinkle	T14	74-70-72-64	280	16,500.00
Davis Love III	T14	70-71-71-68	280	16,500.00
Gene Sauers	T14	72-73-65-70	280	16,500.00
Jim Thorpe	T14	73-66-71-70	280	16,500.00
Billy Andrade	T20	72-70-72-67	281	12,500.00
Ed Humenik	T20	74-70-69-68	281	12,500.00
Brad Fabel	T22	70-74-68-70	282	10,000.00
Rocco Mediate	T22	75-68-69-70	282	10,000.00
Corey Pavin	T22	73-72-67-70	282	10,000.00
Greg Whisman	T22	71-73-68-70	282	$10,000.00
Mark Carnevale	T26	74-66-71-72	283	7,550.00
Bob Estes	T26	69-73-73-68	283	7,550.00
Buddy Gardner	T26	68-76-68-71	283	7,550.00
Jeff Maggert	T26	72-68-66-77	283	7,550.00
Fulton Allem	T30	73-67-71-73	284	6,350.00
Jim McGovern	T30	72-71-69-72	284	6,350.00
Peter Persons	T30	70-73-72-69	284	6,350.00
Bob Wolcott	T30	72-73-70-69	284	6,350.00
David Edwards	T34	71-73-70-71	285	5,160.00
Brad Faxon	T34	69-72-69-75	285	5,160.00
Bob Friend	T34	72-73-70-70	285	5,160.00
Wayne Levi	T34	73-71-68-73	285	5,160.00
Howard Twitty	T34	72-72-67-74	285	5,160.00
Bob Gilder	T39	71-70-69-76	286	4,000.00
Don Pooley	T39	73-72-69-72	286	4,000.00
Loren Roberts	T39	72-68-75-71	286	4,000.00
Ted Schulz	T39	67-73-72-74	286	4,000.00
Lance Ten Broeck	T39	74-70-70-72	286	4,000.00
Bob Tway	T39	67-73-71-75	286	4,000.00
Emlyn Aubrey	T45	68-73-71-75	287	2,928.00
Brian Claar	T45	71-72-70-74	287	2,928.00
Dan Halldorson	T45	71-69-73-74	287	2,928.00
Dudley Hart	T45	70-73-68-76	287	2,928.00
Mike Harwood	T45	71-73-70-73	287	$2,928.00
Chip Beck	T50	68-71-75-74	288	2,362.50
Billy Ray Brown	T50	70-75-71-72	288	2,362.50
Lennie Clements	T50	75-70-73-70	288	2,362.50
Jerry Haas	T50	70-73-70-75	288	2,362.50
Greg Kraft	T50	67-71-74-76	288	2,362.50
Neal Lancaster	T50	72-72-72-72	288	2,362.50
Larry Silveira	T50	72-71-70-75	288	2,362.50
Jim Woodward	T50	72-70-75-71	288	2,362.50
Tommy Armour III	T58	73-71-69-76	289	2,220.00
Bruce Fleisher	T58	73-72-75-69	289	2,220.00
Joey Sindelar	T58	70-74-70-75	289	2,220.00
David Canipe	61	74-70-70-76	290	2,180.00
Mike Donald	T62	71-74-73-73	291	2,140.00
Kelly Gibson	T62	71-73-71-76	291	2,140.00
Dicky Thompson	T62	74-70-73-74	291	2,140.00
Ronnie Black	T65	70-74-70-78	292	2,070.00
Mark Brooks	T65	74-69-74-75	292	2,070.00
Brandel Chamblee	T65	74-70-73-75	292	2,070.00
Brian Tennyson	T65	76-69-68-79	292	2,070.00
Ed Fiori	69	72-72-75-74	293	2,020.00
Donnie Hammond	T70	74-71-72-78	295	1,990.00
Steve Hart	T70	70-72-77-76	295	1,990.00
Dave Schreyer	72	74-71-75-78	298	1,960.00

The following players did not finish (C=cut, W=withdrew, D=disqualified)

C—146-Jerry Anderson, Brad Bryant, Ben Crenshaw, Jay Delsing, Jim Hallet, Nolan Henke, Billy Mayfair, Doug Tewell, Mark Wiebe, **147**-Curt Byrum, Jay Haas, J.P. Hayes, Greg Lesher, Roger Maltbie, Blaine McCallister, Andy North, Chris Perry, Larry Rinker, John Ross, Mike Standly, Leonard Thompson, **148**-Michael Allen, Mark McCumber, Mike Reid, Jeff Sluman, Mike Sullivan, Chris Tucker, Tray Tyner, **149**-Mitch Adcock, Olin Browne, Carl Cooper, Michael Cunning, John Elliott, Ken Green, Bobby Heins, Kenny Knox, David Ogrin, Fran Quinn, John Reeves, **150**-Marco Dawson, Mike Gilmore, Bill Glasson, Wayne Grady, P.H. Horgan III, Paul McIntire, David Peoples, Robert Wrenn, **151**-Robin Freeman, Scott Gump, Hale Irwin, E.J. Pfister, **152**-Ed Burke Jr., Jon Chaffee, Joel Edwards, Dick Mast, Sonny Skinner, Kirk Triplett, Greg Twiggs, **153**-Greg Hickman, John Inman, Steve Lamontagne, Larry Rentz, John Riegger, Stan Utley, **154**-Ed Dougherty, Dave Peege, Mike Springer, Kim Young, **155**-Bill Buttner, Morris Hatalsky, Doug Martin, **156**-Dave Eichelberger, Hal Sutton, **158**-Mike Diffley, Frank Esposito, Keith Kulzer, Bill Sander, Bruce Zabriski, **159**-Brad Bell, **164**-Jerry Impellittiere, **165**-Ron McDougal, **W—154**-Frank Conner, **78**-Scott Simpson, **D—215**-Russ Cochran.

Championship Summaries

1993

Vijay Singh

Westchester CC
Harrison, NY
Par: 36-35–71

Purse: $1,000,000
June 10-13
Yards: 6,779

LEADERS: First Round–Dudley Hart, at 5-under-par 66, held a one-stroke lead over Brandel Chamblee. **Second Round**–Tom Kite, Jeff Maggert and Duffy Waldorf, all at 3-under-par 139, led Vijay Singh by one stroke. **Third Round**–Waldorf and Lee Janzen, both at 4-under-par 209, were three strokes ahead of Ian Baker-Finch and Loren Roberts.

CUT: 71 players at 5-over-par 147.

PRO-AM: Afternoon play cancelled due to rain, lightning and severe weather in the area. $7.500. Morning Individual–Loren Roberts, 66, $450. Morning Team–Corey Pavin, 55, $450. Afternoon–All players received equal shares of $144.23.

WEATHER: Sunny and mild all four days, with strong and swirling winds Thursday and Friday. Winds diminishing Saturday and minimal Sunday.

Player	Pos.	Score		Official Money
VIJAY SINGH#	**1**	**72-68-74-66**	**280**	**$180,000.00**
Mark Wiebe	2	72-75-67-66	280	108,000.00
David Frost	T3	70-72-73-66	281	58,000.00
Lee Janzen	T3	69-72-68-72	281	58,000.00
Tom Lehman	T5	74-69-70-69	282	38,000.00
Mike Smith	T5	72-73-69-68	282	38,000.00
Chip Beck	T7	71-72-74-66	283	31,166.67
Payne Stewart	T7	74-72-68-69	283	31,166.67
Bob Gilder	T7	72-72-69-70	283	31,166.66
Fred Funk	T10	69-75-71-69	284	25,000.00
Tom Kite	T10	68-71-75-70	284	25,000.00
Duffy Waldorf	T10	69-70-70-75	284	25,000.00
Brad Faxon	T13	69-77-71-68	285	19,333.34
Ian Baker-Finch	T13	71-72-69-73	285	19,333.33
Paul Goydos	T13	73-73-68-71	285	19,333.33
Phil Blackmar	T16	75-71-67-73	286	14,500.00
Fred Couples	T16	72-69-72-73	286	14,500.00
Steve Lamontagne	T16	74-73-71-68	286	14,500.00
Andy North	T16	74-70-72-70	286	14,500.00
Loren Roberts	T16	72-69-71-74	286	14,500.00
Doug Tewell	T16	74-71-69-72	286	14,500.00
Dave Barr	T22	77-67-72-71	287	10,000.00
Bill Britton	T22	73-74-71-69	287	10,000.00
Willie Wood	T22	72-71-72-72	287	10,000.00
Jeff Woodland	T22	73-71-70-73	287	$10,000.00
Steve Elkington	T26	75-72-67-74	288	7,400.00
Rocco Mediate	T26	77-69-73-69	288	7,400.00
Corey Pavin	T26	73-74-72-69	288	7,400.00
Larry Rinker	T26	72-74-70-72	288	7,400.00
Mike Standly	T26	74-70-72-72	288	7,400.00
Lennie Clements	T31	74-73-72-70	289	6,200.00
Mike Hulbert	T31	74-73-69-73	289	6,200.00
David Ogrin	T31	75-69-72-73	289	6,200.00
Mark Brooks	T34	76-67-73-74	290	5,275.00
Brandel Chamblee	T34	67-74-76-73	290	5,275.00
Morris Hatalsky	T34	75-71-73-71	290	5,275.00
Bob Tway	T34	68-74-72-76	290	5,275.00
Brad Fabel	T38	72-74-73-72	291	4,200.00
Dudley Hart	T38	66-77-72-76	291	4,200.00
P.H. Horgan III	T38	74-73-71-73	291	4,200.00
Jeff Maggert	T38	71-68-74-78	291	4,200.00
Mark McCumber	T38	73-73-71-74	291	4,200.00
Ted Schulz	T38	76-71-73-71	291	4,200.00
Trevor Dodds	T44	74-70-71-77	292	2,890.00
Mike Donald	T44	75-69-71-77	292	2,890.00
Bruce Fleisher	T44	73-72-70-77	292	2,890.00
Robin Freeman	T44	72-74-71-75	292	2,890.00
Skip Kendall	T44	73-72-72-75	292	2,890.00
Colin Montgomerie	T44	76-71-72-73	292	$2,890.00
Peter Persons	T44	74-70-75-73	292	2,890.00
Hal Sutton	T44	75-70-74-73	292	2,890.00
Michael Allen	T52	73-74-71-75	293	2,360.00
Massy Kuramoto	T52	70-76-70-77	293	2,360.00
Jim McGovern	T52	76-71-73-73	293	2,360.00
Brian Claar	T55	75-72-72-75	294	2,260.00
Marco Dawson	T55	71-74-73-76	294	2,260.00
John Flannery	T55	73-72-77-72	294	2,260.00
Bill Murchison	T55	74-73-77-70	294	2,260.00
Scott Simpson	T55	74-73-76-71	294	2,260.00
Barry Cheesman	T60	73-73-74-75	295	2,180.00
Len Mattiace	T60	75-72-75-73	295	2,180.00
Jeff Sluman	T60	73-72-71-79	295	2,180.00
Patrick Burke	T63	71-74-79-73	297	2,100.00
Jay Delsing	T63	70-74-76-77	297	2,100.00
Jay Haas	T63	70-75-70-82	297	2,100.00
Brian Kamm	T63	75-68-80-74	297	2,100.00
Mark Mielke	T63	73-73-73-78	297	2,100.00
Roger Maltbie	68	75-72-77-74	298	2,040.00
Wayne Levi	69	71-74-78-78	301	2,020.00
Greg Cesario	70	73-74-77-83	307	2,000.00
Dennis Trixler	71	73-74-79-82	308	1,980.00

#Won playoff with birdie-3 on third extra hole

The following players did not finish (C=cut, W=withdrew)

C—148-Ronnie Black, Mike Gilmore, Steve Lowery, Kenny Perry, Greg Twiggs, **149-**Paul Azinger, Brad Bryant, Russ Cochran, Ben Crenshaw, Ed Fiori, Ken Green, Dan Halldorson, Peter Jacobsen, Jimmy Johnston, John Mahaffey, Dick Mast, Fran Quinn, Marty Schiene, Curtis Strange, Mike Sullivan, Harry Taylor, Ted Tryba, Robert Wrenn, **150-**Michael Bradley, Wayne Grady, Bob Lohr, Don Pooley, Lee Porter, **151-**John Adams, Robert Allenby, Seve Ballesteros, Angel Franco, Buddy Gardner, Kelly Gibson, Jim Hallet, Nolan Henke, Neal Lancaster, Mark Lye, Ron McDougal, Naomichi Joe Ozaki, Joey Sindelar, Lance Ten Broeck, **152-**Fulton Allem, Scott Hoch, Ed Humenik, Greg Kraft, Phil Mickelson, Eddie Pearce, Larry Rentz, David Toms, **153-**Russell Beiersdorf, Mark Carnevale, Jaime Gomez, Jeff Grygiel, John Inman, Blaine McCallister, **154-**David Delong, John Dowdall, John Elliott, Scott Gump, Craig Parry, Tom Sieckmann, **155-**JC Anderson, Robert Gamez, Dave Peege, Rick Vershure, **156-**John Daly, David Jackson, Kenny Knox, Billy Mayfair, Grant Waite, **157-**Jeff Cook, Cliff Earle (A), Kirk Triplett, **158-**Billy Andrade, Rick Dalpos, Perry Moss, **159-**Jim Gallagher, Jr., **161-**Tad Rhyan, **164-**Mike Schuchart, **172-**Craig Thomas, **W—161-**Denis Watson, **79-**Gene Sauers, **81-**Andrew Magee, **83-**Joel Edwards.

1994

Lee Janzen

Westchester CC
Harrison, NY
Par: 36-35–71

Purse: $1,200,000
June 9-12
Yards: 6,779

LEADERS: First Round–Mike Reid, with a 6-under-par 65, led by one stroke over Bob Estes, Dillard Pruitt, Steve Brodie, Steve Pate and Wayne Levi. **Second Round**–Ernie Els, at 8-under-par 132, led Reid by one stroke. **Third Round**–Lee Janzen, at 11-under-par 202, led by one stroke over Els.

CUT: 70 players at 2-over-par 144.

PRO-AM: $7,500. Individual–Tom Watson, 65, $750. Team–Corey Pavin, 52, $750.

WEATHER: Beautiful the first three days. Overcast with some rain on Sunday.

Player	Pos.	Score		Official Money
LEE JANZEN	**1**	**69-69-64-66**	**268**	**$216,000.00**
Ernie Els	2	68-66-69-68	271	129,600.00
Brad Faxon	T3	70-68-70-66	274	69,600.00
Jay Haas	T3	68-70-69-67	274	69,600.00
Billy Andrade	T5	70-71-66-69	276	43,800.00
Bob Burns	T5	71-67-70-68	276	43,800.00
Steve Pate	T5	66-72-69-69	276	43,800.00
Mark Brooks	T8	71-70-66-70	277	32,400.00
Robin Freeman	T8	69-69-69-70	277	32,400.00
Hale Irwin	T8	70-72-65-70	277	32,400.00
Jeff Maggert	T8	72-72-64-69	277	32,400.00
Joe Ozaki	T8	69-67-69-72	277	32,400.00
Dillard Pruitt	T13	66-71-68-73	278	24,000.00
John Wilson	T13	68-68-69-73	278	24,000.00
Tom Kite	15	68-74-64-73	279	21,600.00
Brad Bryant	T16	70-67-73-70	280	17,400.00
Bob Estes	T16	66-71-70-73	280	17,400.00
Greg Norman	T16	73-67-69-71	280	17,400.00
Hal Sutton	T16	71-71-66-72	280	17,400.00
Phil Tataurangi	T16	71-71-67-71	280	17,400.00
Ted Tryba	T16	71-71-66-72	280	17,400.00
Gary Hallberg	T22	71-67-72-71	281	11,520.00
Jim McGovern	T22	73-71-70-67	281	11,520.00
Jim Thorpe	T22	71-71-67-72	281	11,520.00
Esteban Toledo	T22	71-73-67-70	281	$11,520.00
Tom Watson	T22	71-71-70-69	281	11,520.00
Ronnie Black	T27	70-71-65-76	282	7,494.55
Brian Claar	T27	71-73-68-70	282	7,494.55
David Frost	T27	67-77-71-67	282	7,494.55
John Huston	T27	70-72-75-65	282	7,494.55
John Mahaffey	T27	71-73-68-70	282	7,494.55
Mark McCumber	T27	69-72-70-71	282	7,494.55
Lennie Clements	T27	73-68-72-69	282	7,494.54
Fred Couples	T27	70-69-70-73	282	7,494.54
John Flannery	T27	72-68-70-72	282	7,494.54
Fred Funk	T27	69-70-69-74	282	7,494.54
Brett Ogle	T27	69-70-75-68	282	7,494.54
Fulton Allem	T38	72-69-68-74	283	5,040.00
Dave Barr	T38	71-73-69-70	283	5,040.00
Mark Carnevale	T38	72-69-72-70	283	5,040.00
Davis Love III	T38	71-71-69-72	283	5,040.00
Rocco Mediate	T38	74-67-71-71	283	5,040.00
Mike Reid	T38	65-70-73-75	283	5,040.00
Rob Boldt	T44	73-71-72-68	284	3,628.00
Ben Crenshaw	T44	73-70-68-73	284	3,628.00
Jay Delsing	T44	74-68-70-72	284	3,628.00
Blaine McCallister	T44	72-67-73-72	284	3,628.00
Corey Pavin	T44	72-69-68-75	284	3,628.00
Scott Verplank	T44	71-70-69-74	284	$3,628.00
Phil Blackmar	T50	68-72-68-77	285	2,922.00
Russ Cochran	T50	69-74-69-73	285	2,922.00
Wayne Levi	T50	66-74-74-71	285	2,922.00
Doug Tewell	T50	68-72-73-72	285	2,922.00
David Ogrin	T54	73-69-71-73	286	2,760.00
Steve Rintoul	T54	72-71-75-68	286	2,760.00
Bob Tway	T54	71-70-75-70	286	2,760.00
Howard Twitty	57	71-73-72-71	287	2,712.00
Steve Brodie	T58	66-76-72-74	288	2,652.00
Dudley Hart	T58	77-67-70-74	288	2,652.00
Mike Hulbert	T58	73-68-73-74	288	2,652.00
Joey Rassett	T58	75-69-71-73	288	2,652.00
Nolan Henke	T62	70-73-73-73	289	2,568.00
Dave Stockton, Jr	T62	72-70-71-76	289	2,568.00
Jeff Woodland	T62	72-71-71-75	289	2,568.00
Bob May	T65	72-70-77-71	290	2,508.00
Payne Stewart	T65	72-72-72-74	290	2,508.00
Todd Barranger	T67	71-73-68-79	291	2,460.00
Bill Britton	T67	71-73-76-71	291	2,460.00
Seve Ballesteros	69	71-73-75-73	292	2,424.00
David Feherty	70	74-70-75-76	295	2,400.00

The following players did not finish (C=cut, W=withdrew, D=disqualified)

C—145-Ian Baker-Finch, Curt Byrum, Bruce Fleisher, Kelly Gibson, Bob Gilder, Paul Goydos, Brian Kamm, Steve Lamontagne, Jesper Parnevik, Joey Sindelar, Craig Stadler, Tiger Woods (A), Mark Wurtz, **146-**Olin Browne, Ed Dougherty, David Edwards, Tom Garner, Pete Jordan, Mark Lye, Larry Mize, John Morse, Loren Roberts, Mike Sullivan, Duffy Waldorf, Bruce Zabriski, **147-**Guy Boros, Billy Ray Brown, Chris DiMarco, Mike Donald, Jim Furyk, Steve Gotsche, Wayne Grady, Ed Humenik, Greg Kraft, Neal Lancaster, Roger Maltbie, Doug Martin, Hajime Meshiai, David Peoples, Paul Stankowski, Stan Utley, **148-**Andy Bean, Trevor Dodds, Morris Hatalsky, John Inman, Dennis Paulson, Kenny Perry, Jeff Sluman, Tom Sutter, David Toms, Jim Woodward, **149-**Marco Dawson, Tommy Moore, Gene Sauers, **150-**Glen Day, Mike Heinen, Sean Murphy, Bobby Wadkins, **151-**Peter Baker, Brandel Chamblee, Jose Maria Olazabal, Larry Rinker, Ted Schulz, **152-**Joel Edwards, Scott Hawkins, Billy Kratzert, Dicky Pride, Charles Raulerson, Tom Sieckmann, **153-**Michael Allen, Craig Parry, **154-**John Adams, **155-**Chris Kite, Kenny Knox, Larry Silveira, Rick Vershure, **156-**Tim Shifflett, **157-**Willie Wood, **158-**Doug Steffen, **159-**Mike Downey, Brad Lardon, **160-**Brad Worthington, **W—74-**Vijay Singh, **79-**Ken Green, **80-**Andy North, **D—76-**Chip Beck.

Championship Summaries

1995

Vijay Singh

Westchester CC
Harrison, NY
Par: 36-35—71

Purse: $1,200,000
May 18-21
Yards: 6,779

LEADERS: First Round–Doug Martin shot a 4-under-par 67 to lead Grant Waite, Ernie Els, Mike McCullough, Bruce Fleisher and Mike Hulbert by one stroke. **Second Round**–Hulbert and Chris Perry shared the lead at 6-under-par 136, one stroke ahead of Doug Martin and Els. **Third Round**–Vijay Singh, after a round of 67, was at 7-under-par 206, one stroke ahead of Bobby Wadkins.

CUT: 78 players at 3-over-par 145 or better.

PRO-AM: Individual—Wayne Levi, 67, $750. Team--Brad Faxon, 56, $750.

WEATHER: Mostly cloudy and mild Thursday. Cooler with intermittent rain Friday. Beautiful Saturday and Sunday.

Player	Pos.	Score		Official Money
VIJAY SINGH#	**1**	**70-69-67-72**	**278**	**$216,000.00**
Doug Martin	2	67-70-72-69	278	129,600.00
Bobby Wadkins	3	72-66-69-72	279	81,600.00
Ernie Els	T4	68-69-75-68	280	47,250.00
Nick Faldo	T4	70-70-68-72	280	47,250.00
Fred Funk	T4	71-68-71-70	280	47,250.00
Dillard Pruitt	T4	72-69-70-69	280	47,250.00
David Duval	T8	69-75-67-70	281	33,600.00
Bruce Fleisher	T8	68-71-69-73	281	33,600.00
Bob Gilder	T8	73-70-68-70	281	33,600.00
Blaine McCallister	T8	69-71-69-72	281	33,600.00
Chris Perry	T12	69-67-74-72	282	26,400.00
Craig Stadler	T12	70-72-71-69	282	26,400.00
Tom Lehman	T14	70-72-73-68	283	21,000.00
Steve Lowery	T14	73-70-66-74	283	21,000.00
Jim McGovern	T14	74-70-65-74	283	21,000.00
Bob Tway	T14	73-70-68-72	283	21,000.00
Chip Beck	T18	69-70-72-73	284	14,100.00
Mike Brisky	T18	70-72-67-75	284	14,100.00
Steve Elkington	T18	71-69-70-74	284	14,100.00
Jerry Haas	T18	70-72-70-72	284	14,100.00
J.P. Hayes	T18	73-71-69-71	284	14,100.00
Mike Hulbert	T18	68-68-73-75	284	14,100.00
Lee Janzen	T18	73-71-69-71	284	14,100.00
David Ogrin	T18	73-68-68-75	284	14,100.00
Bart Bryant	T26	70-71-73-71	285	9,240.00
Mark Carnevale	T26	74-71-69-71	285	9,240.00
Ben Crenshaw	T26	74-70-71-70	285	$9,240.00
Brad Bryant	T29	71-71-71-73	286	7,465.72
Jim Carter	T29	69-72-74-71	286	7,465.72
Marco Dawson	T29	69-72-73-72	286	7,465.72
Steve Brodie	T29	72-69-70-75	286	7,465.71
Billy Ray Brown	T29	75-69-68-74	286	7,465.71
Brad Faxon	T29	72-68-70-76	286	7,465.71
Grant Waite	T29	68-73-72-73	286	7,465.71
Tom Hearn	T36	73-68-77-69	287	5,775.00
Ed Humenik	T36	71-74-69-73	287	5,775.00
Wayne Levi	T36	73-69-70-75	287	5,775.00
Larry Rinker	T36	69-74-73-71	287	5,775.00
Michael Allen	T40	74-70-69-75	288	4,320.00
Paul Azinger	T40	69-74-72-73	288	4,320.00
Jim Furyk	T40	69-72-73-74	288	4,320.00
Jim Gallagher, Jr.	T40	72-69-72-75	288	4,320.00
Joe Ozaki	T40	72-71-68-77	288	4,320.00
Don Pooley	T40	70-74-71-73	288	4,320.00
John Wilson	T40	70-74-71-73	288	4,320.00
Richard Zokol	T40	71-72-73-72	288	4,320.00
David Feherty	T48	74-71-70-74	289	3,204.00
Charlie Rymer	T48	71-69-74-75	289	3,204.00
David Frost	T50	71-73-75-71	290	2,894.40
Bill Porter	T50	71-72-68-79	290	2,894.40
Ray Stewart	T50	73-72-73-72	290	2,894.40
Harry Taylor	T50	73-69-73-75	290	2,894.40
Greg Twiggs	T50	73-71-75-71	290	2,894.40
Tom Byrum	T55	74-70-71-76	291	$2,712.00
Rocco Mediate	T55	73-71-77-70	291	2,712.00
Greg Powers	T55	72-73-72-74	291	2,712.00
Duffy Waldorf	T55	73-70-75-73	291	2,712.00
Willie Wood	T55	72-69-77-73	291	2,712.00
Bob Burns	T60	72-71-71-78	292	2,592.00
J.L. Lewis	T60	73-71-71-77	292	2,592.00
Mike Reid	T60	70-73-75-74	292	2,592.00
Steve Stricker	T60	72-70-73-77	292	2,592.00
Omar Uresti	T60	70-75-75-72	292	2,592.00
Fulton Allem	T65	69-70-81-73	293	2,448.00
Bill Britton	T65	74-69-75-75	293	2,448.00
Clark Burroughs	T65	69-76-73-75	293	2,448.00
Curt Byrum	T65	70-73-73-77	293	2,448.00
Bobby Clampett	T65	70-74-72-77	293	2,448.00
Buddy Gardner	T65	75-70-77-71	293	2,448.00
Mike Smith	T65	72-73-74-74	293	2,448.00
Mike McCullough	72	68-71-73-82	294	2,352.00
Bruce Vaughan	T73	74-71-74-77	296	2,316.00
Mark Wurtz	T73	72-72-77-75	296	2,316.00
Phil Blackmar	T75	71-74-73-79	297	2,256.00
Brian Kamm	T75	70-75-74-78	297	2,256.00
Jay Williamson	T75	72-73-75-77	297	2,256.00
Dennis Paulson	78	70-74-78-79	301	2,208.00

#Won playoff with birdie-4 on fifth extra hole

The following players did not finish (C=cut, W=withdrew, D=disqualified)

C—146-Rob Boldt, Mike Donald, Rick Fehr, Paul Goydos, Vance Heafner, Barry Jaeckel, Steve Rintoul, Jim Thorpe, Ted Tryba, **147-**Tommy Armour III, Ronnie Black, Scott Ford, Steve Gotsche, Ken Green, Jay Haas, Dudley Hart, Jonathan Kaye, Dick Mast, Lee Rinker, John Schroeder, Dicky Thompson, Jeff Woodland, **148-**Woody Austin, Kelly Gibson, Pete Jordan, Greg Kraft, Jeff Leonard, Tim Loustalot, Roger Maltbie, David Peoples, Jack Renner, Joey Sindelar, **149-**David Graham, Scott Gump, Kenny Knox, Bob Lohr, **150-**Rex Caldwell, Brian Claar, Billy Kratzert, Scott McCarron, Howard Twitty, **151-**Jay Delsing, Robin Freeman, Steve Hart, Ryan Howison, Tony Sills, Leonard Thompson, Tray Tyner, Stan Utley, **152-**Pat Bates, Darrell Kestner, Carl Paulson, Don Reese, Ted Schulz, Ronnie Springer, Lance Ten Broeck, **153-**Billy Andrade, Paul Stankowski, **154-**Kawika Cotner, P.H. Horgan III, **155-**Emlyn Aubrey, **156-**Andy North, **157-**Tony Destefano, Chris DiMarco, Ed Dougherty, Nolan Henke, Rick Vershure, Mark Wiebe, **158-**Paul Antonucci, **160-**Bill Van Orman, **164-**Joe Felder, **171-**Sal Silvestrone, **W—154-**Joe Acosta, Jr., **155-**Ed Fiori, **78-**Joey Rassett, **84-**Keith Clearwater, Rick Meskell, **D—294-**Bobby Clampett, **160-**Skip Kendall.

1996

Ernie Els

Westchester CC
Harrison, NY
Par: 36-35—71

Purse: $1,200,000
June 6-9
Yards: 6,779

LEADERS: First Round–Ernie Els opened with a 6-under-par 65. Mike Reid and Steve Elkington trailed by one stroke. **Second Round**–Els added a 66 for a two-day total of 11-under 131. David Frost and Craig Parry were five strokes back. **Third Round**–Els set a 54-hole tournament record at 13-under-par 200. Tim Herron trailed by six strokes.

CUT: 83 players at 3-over-par 145 from a field of 156.

PRO-AM: $7,500. Individual—Bob Tway, Costantino Rocca, 65, $675 each. Team—Fred Funk, Joey Sindelar, Hal Sutton, Andrew Magee, 54, $581.25 each.

WEATHER: Sunny and warm with winds 10-15 mph Thursday through Saturday. Overcast and humid Sunday.

Player	Pos.	Score		Official Money
ERNIE ELS	**1**	**65-66-69-71**	**271**	**$216,000.00**
Steve Elkington	T2	66-72-70-71	279	79,200.00
Tom Lehman	T2	71-71-67-70	279	79,200.00
Jeff Maggert	T2	74-68-68-69	279	79,200.00
Craig Parry	T2	70-66-72-71	279	79,200.00
Brad Faxon	T6	70-72-67-71	280	40,200.00
David Frost	T6	67-69-74-70	280	40,200.00
Fred Funk	T6	72-70-67-71	280	40,200.00
Tim Herron	T9	68-70-68-75	281	33,600.00
Corey Pavin	T9	72-71-68-70	281	33,600.00
John Cook	T11	72-70-71-69	282	25,440.00
Paul Goydos	T11	70-75-69-68	282	25,440.00
Mike Hulbert	T11	73-69-70-70	282	25,440.00
Greg Kraft	T11	71-68-72-71	282	25,440.00
Mike Reid	T11	66-71-73-72	282	25,440.00
Woody Austin	T16	70-68-73-72	283	18,600.00
Jeff Julian	T16	71-69-76-67	283	18,600.00
Blaine McCallister	T16	68-72-74-69	283	18,600.00
Greg Norman	T16	67-70-74-72	283	18,600.00
Brad Bryant	T20	70-71-72-71	284	13,980.00
John Maginnes	T20	75-69-72-68	284	13,980.00
Vijay Singh	T20	77-67-69-71	284	13,980.00
Kevin Sutherland	T20	68-69-74-73	284	13,980.00
Glen Day	T24	73-71-71-70	285	9,497.15
Hisayuki Sasaki	T24	71-74-70-70	285	9,497.15
Chris Perry	T24	69-76-69-71	285	9,497.14
Lee Rinker	T24	71-73-70-71	285	9,497.14
Loren Roberts	T24	69-72-73-71	285	9,497.14
Jeff Sluman	T24	70-72-70-73	285	$9,497.14
John Wilson	T24	67-73-73-72	285	9,497.14
Billy Andrade	T31	70-75-69-72	286	6,520.00
Brad Fabel	T31	72-70-73-71	286	6,520.00
Ed Fiori	T31	73-72-72-69	286	6,520.00
Joey Gullion	T31	71-74-70-71	286	6,520.00
Tom Kite	T31	72-71-72-71	286	6,520.00
Dicky Pride	T31	72-71-74-69	286	6,520.00
Joey Sindelar	T31	76-68-67-75	286	6,520.00
Taylor Smith	T31	71-70-74-71	286	6,520.00
Mike Sullivan	T31	73-69-72-72	286	6,520.00
Shane Bertsch	T40	77-67-74-69	287	4,920.00
Brian Claar	T40	75-69-71-72	287	4,920.00
Nick Faldo	T40	71-71-73-72	287	4,920.00
Arjun Atwal	T43	67-76-73-72	288	3,506.40
Emlyn Aubrey	T43	73-69-75-71	288	3,506.40
Guy Boros	T43	74-69-73-72	288	3,506.40
Jay Delsing	T43	71-74-71-72	288	3,506.40
Wayne Grady	T43	70-74-72-72	288	3,506.40
Scott Gump	T43	70-72-77-69	288	3,506.40
Neal Lancaster	T43	68-75-73-72	288	3,506.40
Hal Sutton	T43	69-70-73-76	288	3,506.40
Jim Thorpe	T43	72-73-70-73	288	3,506.40
Bruce Zabriski	T43	73-71-70-74	288	3,506.40
Fulton Allem	T53	70-75-73-71	289	2,714.67
Olin Browne	T53	70-72-74-73	289	2,714.67
Jeff Gallagher	T53	71-74-75-69	289	2,714.67
Pete Jordan	T53	70-73-73-73	289	2,714.67
Wayne Levi	T53	73-71-72-73	289	$2,714.67
Ted Tryba	T53	72-73-72-72	289	2,714.67
Mike Brisky	T53	72-72-72-73	289	2,714.66
Don Pooley	T53	71-70-74-74	289	2,714.66
Costantino Rocca	T53	67-76-69-77	289	2,714.66
Dave Barr	T62	72-73-75-70	290	2,520.00
Andy Bean	T62	76-68-70-76	290	2,520.00
Jim Carter	T62	74-70-74-72	290	2,520.00
Russ Cochran	T62	74-69-72-75	290	2,520.00
Len Mattiace	T62	75-70-71-74	290	2,520.00
Carl Paulson	T62	70-72-72-76	290	2,520.00
Tom Purtzer	T62	75-70-75-70	290	2,520.00
Bob Gilder	T69	74-70-75-72	291	2,388.00
Ken Green	T69	72-72-73-74	291	2,388.00
Rocco Mediate	T69	72-71-75-73	291	2,388.00
Clarence Rose	T69	74-69-76-72	291	2,388.00
Ronnie Black	T73	69-74-78-71	292	2,268.00
Kelly Gibson	T73	69-73-78-72	292	2,268.00
Lee Janzen	T73	73-71-77-71	292	2,268.00
Jerry Kelly	T73	71-70-72-79	292	2,268.00
Mike Swartz	T73	75-68-74-75	292	2,268.00
Bobby Wadkins	T73	70-73-72-77	292	2,268.00
Joe Daley	T79	73-70-76-74	293	2,172.00
Grant Waite	T79	70-73-80-70	293	2,172.00
Chris Smith	81	74-70-77-73	294	2,136.00
Omar Uresti	82	71-73-77-77	298	2,112.00
Tim Petrovic	83	72-70-81-77	300	2,088.00

The following players did not finish (C=cut, W=withdrew, D=disqualified)

C—146-Scott Dunlap, Jay Haas, Frank Lickliter II, Scott McCarron, Gary Rusnak, Tom Scherrer, Bob Tway, Tray Tyner, Duffy Waldorf, Wayne Westner, **147-**Curt Byrum, Ben Crenshaw, David Edwards, Keith Fergus, Brett Ogle, Dave Stockton, Jr., **148-**Ian Baker-Finch, Chip Beck, Tom Byrum, David Duval, Dan Forsman, Robin Freeman, Bryan Gorman, Nolan Henke, Steve Jurgensen, Hugh Royer III, Scott Simpson, **149-**Stuart Appleby, Tommy Armour III, Paul Azinger, Bart Bryant, Donnie Hammond, Sandy Lyle, Scott Medlin, David Ogrin, **150-**George Burns, John Elliott, Jim Furyk, Darrell Kestner, Lucas Parsons, David Peoples, Dillard Pruitt, **151-**John Adams, Jeff Hart, Doug Martin, Jim McGovern, Jarmo Sandelin, Mike Standly, David Toms, **152-**Billy Ray Brown, Brian Kamm, Andrew Magee, Larry Rinker, **153-**Carl Alexander, John Inman, Franklin Langham, Steve Rintoul, Charlie Rymer, Jay Williamson, **154-**Phil Blackmar, Mike Caporale, Ron McDougal, **156-**Mike Heinen, **158-**Bruce Fleisher, **162-**David Gunas, **W—73-**Nick Price, **76-**Joe Acosta, Jr., Naomichi Joe Ozaki, Ron Whittaker, **77-**Marco Dawson, **78-**John Mahaffey, **D—**Allen Doyle, Gary Hallberg.

Championship Summaries

1997

Ernie Els

Westchester CC **Purse: $1,500,000**
Harrison, NY **June 19-22**
Par: 36-35–71 **Yards: 6,722**

LEADERS: First Round–Ernie Els led after a 7-under-par 64. Brad Faxon trailed by two, while Paul Azinger, Jeff Maggert, Vijay Singh and Jim Furyk were three back. **Second Round**–Els, at 10-under 132, led Furyk by three strokes. Brad Fabel and Maggert were four back. **Third Round**–Els broke the 54-hole tournament record for the course played as a par-71 with his 14-under 199. Maggert trailed by three, and Furyk was back five.

CUT: 82 players at 3-over-par 145 from a field of 156.

PRO-AM: $7,500. Individual–Ernie Els, 65, $750. Team–Bob Tway, 51, $750.

WEATHER: Heavy rains Wednesday night. Mostly sunny, with gradual warming, Thursday through Sunday. Hot, humid and breezy Sunday. Play was suspended from 2:35 – 4:35 p.m. due to lightning and heavy rain in the area.

Player	Pos.	Score		Official Money
ERNIE ELS	**1**	**64-68-67-69**	**268**	**$270,000.00**
Jeff Maggert	2	67-69-66-68	270	162,000.00
Robert Damron	T3	71-66-68-69	274	87,000.00
Jim Furyk	T3	67-68-69-70	274	87,000.00
Jim Carter	5	69-70-71-65	275	60,000.00
Stewart Cink	T6	73-68-66-70	277	50,250.00
Bob Estes	T6	71-67-71-68	277	50,250.00
Clarence Rose	T6	69-69-70-69	277	50,250.00
Brad Fabel	T9	69-67-74-68	278	42,000.00
Pete Jordan	T9	69-68-69-72	278	42,000.00
Brad Faxon	11	66-74-70-69	279	37,500.00
Billy Andrade	T12	73-71-64-73	281	29,400.00
David Frost	T12	78-67-66-70	281	29,400.00
Frank Nobilo	T12	70-69-77-65	281	29,400.00
Mike Reid	T12	70-69-68-74	281	29,400.00
Vijay Singh	T12	67-73-69-72	281	29,400.00
Stuart Appleby	T17	70-73-69-70	282	21,750.00
Nolan Henke	T17	72-68-70-72	282	21,750.00
Lee Janzen	T17	70-72-71-69	282	21,750.00
Chris Perry	T17	71-72-67-72	282	21,750.00
Rafael Alarcon	T21	69-69-73-72	283	15,000.00
Tom Byrum	T21	71-67-71-74	283	15,000.00
Jeff Hart	T21	72-69-72-70	283	15,000.00
Peter Jacobsen	T21	72-69-72-70	283	15,000.00
Jeff Sluman	T21	70-70-71-72	283	15,000.00
Mike Sullivan	T21	73-71-69-70	283	15,000.00
Mark Calcavecchia	T27	71-67-75-71	284	10,425.00
Brandel Chamblee	T27	73-71-69-71	284	10,425.00
David Duval	T27	75-68-69-72	284	$10,425.00
Robin Freeman	T27	70-67-74-73	284	10,425.00
Bob Gilder	T27	69-74-72-69	284	10,425.00
Skip Kendall	T27	73-72-69-70	284	10,425.00
David Berganio, Jr.	T33	73-69-71-72	285	8,100.00
Mark Brooks	T33	75-70-70-70	285	8,100.00
Craig Parry	T33	70-73-73-69	285	8,100.00
Lee Rinker	T 33	69-73-70-73	285	8,100.00
Bob Wolcott	T33	73-72-69-71	285	8,100.00
Fulton Allem	T38	72-72-71-71	286	6,450.00
Scott Dunlap	T38	69-73-74-70	286	6,450.00
Don Pooley	T38	75-69-71-71	286	6,450.00
Charlie Rymer	T38	70-75-71-70	286	6,450.00
Bob Tway	T38	70-67-74-75	286	6,450.00
John Dowdall	T43	76-68-73-70	287	4,567.50
Allen Doyle	T43	71-69-73-74	287	4,567.50
Steve Elkington	T43	74-70-70-73	287	4,567.50
Bradley Hughes	T43	70-72-71-74	287	4,567.50
Rocco Mediate	T43	73-66-73-75	287	4,567.50
Jim Thorpe	T43	71-71-72-73	287	4,567.50
Willie Wood	T43	70-71-72-74	287	4,567.50
Tiger Woods	T43	72-72-71-72	287	4,567.50
Bruce Fleisher	T51	74-67-74-73	288	3,610.00
Neal Lancaster	T51	71-72-72-73	288	3,610.00
Brett Quigley	T51	71-70-73-74	288	3,610.00
Doug Barron	T54	71-73-70-75	289	3,360.00
Ronnie Black	T54	71-72-74-72	289	3,360.00
Fred Funk	T54	69-70-75-75	289	3,360.00
Dudley Hart	T54	74-71-73-71	289	$3,360.00
Tim Herron	T54	74-71-70-74	289	3,360.00
Gabriel Hjertstedt	T54	73-71-75-70	289	3,360.00
P.H. Horgan III	T54	74-71-71-73	289	3,360.00
Jack O'Keefe	T54	71-73-72-73	289	3,360.00
Hugh Royer III	T54	73-70-73-73	289	3,360.00
Billy Ray Brown	T63	72-67-71-80	290	3,165.00
Brent Geiberger	T63	70-73-76-71	290	3,165.00
Greg Kraft	T63	74-71-75-70	290	3,165.00
Joey Sindelar	T63	73-72-71-74	290	3,165.00
Frank Lickliter	T67	76-68-72-75	291	3,075.00
Chip Sullivan	T67	71-74-71-75	291	3,075.00
Jay Delsing	T69	71-74-74-73	292	3,000.00
J.P. Hayes	T69	72-72-76-72	292	3,000.00
Jerry Kelly	T69	75-70-70-77	292	3,000.00
Ken Green	T72	74-71-70-78	293	2,895.00
Kevin Sutherland	T72	74-70-73-76	293	2,895.00
Howard Twitty	T72	70-73-73-77	293	2,895.00
Mark Wiebe	T72	71-73-75-74	293	2,895.00
Sonny Skinner	T76	70-75-75-74	294	2,805.00
Tray Tyner	T76	71-72-74-77	294	2,805.00
Paul Claxton	78	74-69-76-77	296	2,760.00
Tim Simpson	79	71-71-77-78	297	2,730.00
Gene Sauers	T80	74-69-73-82	298	2,685.00
Phil Tataurangi	T80	74-71-77-76	298	2,685.00
Ted Tryba	82	69-75-73-82	299	2,640.00

The following players did not finish (C=cut, W=withdrew, D=disqualified)

C—146-George Burns, Kevin Burton, Keith Fergus, Scott Gump, Steve Hart, Jimmy Johnston, Steve Lowery, John Mahaffey, Steve Pate, Corey Pavin, Tom Pernice, Jr., Tom Purtzer, **147-**Emlyn Aubrey, Ben Crenshaw, Joe Durant, Dan Forsman, Eric Johnson, Craig Kanada, Doug Martin, Len Mattiace, Brad Sutterfield, **148-**Tommy Armour III, Shane Bertsch, Craig Bowden, Curt Byrum, Brian Claar, Ed Dougherty, Joel Edwards, Hideki Kase, Jim McGovern, Spike McRoy, Shaun Micheel, Dicky Pride, Omar Uresti, Bobby Wadkins, **149-**Olin Browne, Jimmy Green, John Maginnes, Tony Mollica, Lee Porter, Larry Rinker, David Sutherland, Scott Verplank, **150-**David Edwards, Rick Hartmann, Mac O'Grady, Larry Silveira, **151-**Ed Fiori, Brian Hull (A), Mike Springer, Tom Sutter, **152-**John Adams, Charles Bolling, Keith Clearwater, Mark Hayes, Anthony Rodriguez, John Sanges, **153-**Bill Britton, Todd Demsey, Taylor Smith, **154-**Woody Austin, Michael Christie, **155-**Danny Edwards, Adam Mednick, John Wilson, Bruce Zabriski, **157-**David Peoples, **158-**Chip Beck, Bill Van Orman, **161-**Mike Gilmore, **163-**Paul Tesori, **W—76-**Patrick Burke, **D—67-**Paul Azinger, Grant Waite.

1998

J.P. Hayes

Westchester CC **Purse: $1,800,000**
Harrison, NY **June 11-14**
Par: 36-35–71 **Yards: 6,722**

LEADERS: First Round–Kevin Sutherland opened with a 7-under-par 64 and led by two strokes over J.P. Hayes, Bob Tway, Steve Lowery and Paul Goydos. **Second Round**–Jim Furyk and Hayes, at 9-under-par 133, led Sutherland by one stroke.

Cut: 81 players at 4-over-par 146 from a field of 156.

PRO-AM: $10,000. Individual–Jim Furyk, 67, $1,000. Team–Craig Stadler, Hal Sutton, Robert Damron, 56, $833.34 each.

WEATHER: Beautiful Thursday. On Friday, play was suspended by heavy rain at 12:07 p.m. and called for the day at 3:47 p.m. The second round resumed at 8:05 a.m. Saturday. Play was suspended due to fog from 8:40-9:25 a.m. and due to a thunderstorm at 11:35 a.m. Play resumed at 5:30 p.m. and was suspended due to darkness at 8:05 p.m. The second round resumed at 8:00 a.m. Sunday. The tournament was reduced to 54 holes and the third round began at 10:20 a.m. off two tees. The lift-clean-and-place rule was in effect for the second and third rounds.

Player	Pos.	Score		Official Money
J.P. HAYES#	**1**	**66-67-68**	**201**	**$324,000.00**
Jim Furyk	2	70-63-68	201	194,400.00
Tom Lehman	3	67-72-65	204	122,400.00
Bruce Fleisher	4	68-68-69	205	86,400.00
Tom Byrum	T5	69-71-66	206	68,400.00
Jeff Maggert	T5	68-71-67	206	68,400.00
Kevin Sutherland	T7	64-70-73	207	58,050.00
Bob Tway	T7	66-70-71	207	58,050.00
Steve Lowery	9	66-72-70	208	52,200.00
Jesper Parnevik	T10	69-67-73	209	46,800.00
Chris Perry	T10	72-69-68	209	46,800.00
Brad Faxon	T12	72-69-69	210	35,280.00
Greg Kraft	T12	69-73-68	210	35,280.00
Joe Ozaki	T12	70-70-70	210	35,280.00
Hugh Royer III	T12	68-72-70	210	35,280.00
Craig Stadler	T12	72-70-68	210	35,280.00
Lee Rinker	T17	73-69-69	211	23,554.29
Joey Sindelar	T17	74-71-66	211	23,554.29
Mike Standly	T17	69-75-67	211	23,554.29
Omar Uresti	T17	72-71-68	211	23,554.29
Mark Calcavecchia	T17	67-71-73	211	23,554.28
Davis Love III	T17	73-68-70	211	23,554.28
Mark Wurtz	T17	68-73-70	211	23,554.28
Paul Azinger	T24	72-73-67	212	13,927.50
Brian Claar	T24	71-75-66	212	13,927.50
Darren Clarke	T24	73-71-68	212	13,927.50
Keith Fergus	T24	68-73-71	212	13,927.50
Steve Jones	T24	70-73-69	212	13,927.50
Brian Kamm	T24	71-70-71	212	$13,927.50
Jose Maria Olazabal	T24	73-72-67	212	13,927.50
Vijay Singh	T24	71-70-71	212	13,927.50
Ben Bates	T32	72-70-71	213	9,340.00
Mark Brooks	T32	72-68-73	213	9,340.00
Steve Elkington	T32	72-73-68	213	9,340.00
Bob Friend	T32	72-70-71	213	9,340.00
Jim Gallagher, Jr.	T32	71-72-70	213	9,340.00
Lee Porter	T32	68-72-73	213	9,340.00
David Sutherland	T32	68-75-70	213	9,340.00
Ted Tryba	T32	74-72-67	213	9,340.00
Willie Wood	T32	71-73-69	213	9,340.00
Billy Andrade	T41	74-66-74	214	6,480.00
Robert Damron	T41	69-71-74	214	6,480.00
Scott Gump	T41	73-71-70	214	6,480.00
Guy Hill	T41	73-69-72	214	6,480.00
Frank Nobilo	T41	74-69-71	214	6,480.00
Craig Parry	T41	74-72-68	214	6,480.00
Stewart Cink	T47	74-69-72	215	4,623.43
Nick Faldo	T47	74-70-71	215	4,623.43
Paul Goydos	T47	66-74-75	215	4,623.43
Darrell Kestner	T47	74-71-70	215	4,623.43
John Riegger	T47	72-73-70	215	4,623.43
Lee Westwood	T47	68-74-73	215	4,623.43
Steve Jurgensen	T47	70-76-69	215	4,623.42
Olin Browne	T54	73-73-70	216	4,032.00
Wayne Grady	T54	71-72-73	216	4,032.00
Kent Jones	T54	74-72-70	216	4,032.00
Jonathan Kaye	T54	75-70-71	216	$4,032.00
Tim Loustalot	T54	73-70-73	216	4,032.00
Blaine McCallister	T54	70-73-73	216	4,032.00
Scott Simpson	T54	73-70-73	216	4,032.00
Mike Sullivan	T54	72-71-73	216	4,032.00
Phil Tataurangi	T54	72-72-72	216	4,032.00
Mark Carnevale	T63	72-73-72	217	3,780.00
Ben Crenshaw	T63	72-69-76	217	3,780.00
Joe Durant	T63	74-71-72	217	3,780.00
Gary Hallberg	T63	75-69-73	217	3,780.00
Nolan Henke	T63	75-71-71	217	3,780.00
Bob Gilder	T68	71-75-72	218	3,618.00
Donnie Hammond	T68	72-73-73	218	3,618.00
Brett Quigley	T68	72-73-73	218	3,618.00
Chris Smith	T68	77-69-72	218	3,618.00
Jim Estes	T72	69-75-75	219	3,474.00
Bobby Gage	T72	73-73-73	219	3,474.00
Jeff Gallagher	T72	73-73-73	219	3,474.00
Franklin Langham	T72	71-75-73	219	3,474.00
Glen Hnatiuk	T76	73-72-75	220	3,366.00
Len Mattiace	T76	71-74-75	220	3,366.00
Frank Lickliter	78	75-70-76	221	3,312.00
Tim Conley	79	73-73-76	222	3,276.00
Gabriel Hjertstedt	80	70-76-77	223	3,240.00
Mike Brisky	81	73-73-81	227	3,204.00

#Won playoff with birdie-4 on first extra hole

The following players did not finish (C=cut, W=withdrew, D=disqualified)

C—147-Jimmy Johnston, J.L. Lewis, Rocco Mediate, John Morse, Clarence Rose, Bobby Wadkins, D.A. Weibring, **148-**Dave Barr, Guy Boros, Jay Delsing, P.H. Horgan III, Bernhard Langer, Vance Veazey, Kevin Wentworth, Ian Woosnam, **149-**Frank Bensel, Joe Daley, Danny Edwards, Tom Kite, Mark Schaare, **150-**Harrison Frazar, Kelly Gibson, Tom Pernice, Jr., Mike Reid, Larry Rinker, Mike Springer, Hal Sutton, Howard Twitty, Duffy Waldorf, **151-** Dicky Pride, Mike Small, Bruce Zabriski, **152-**Chris DiMarco, Bradley Hughes, Esteban Toledo, **153-**Carl Alexander, Andy Bean, Mike Hulbert, Mark Mielke, **154-**Chip Beck, **155-**Ronnie Black, **156-**Michael Christie, **157-**David Young, **158-**Spike McRoy, **W—72-**Richie Coughlan, Gene Sauers, **73-**Don Pooley, **74-**Fulton Allem, Doug Barron, David Berganio, Jr., R.W. Eaks, Fred Funk, Lan Gooch, Jeff Sluman, **75-**Barry Cheesman, Sandy Lyle, Sonny Skinner, Iain Steel, Jim Thorpe, Mike Weir, **76-**Lennie Clements, Jim McGovern, **77-**Tommy Armour III, Niclas Fasth, Pete Jordan, Dave Stockton, Jr., **78-**Jerry Kelly, Denis Watson, **80-**John Adams, Craig Barlow, **83-**George Burns, **-**Ernie Els, Keith Nolan, Dave Rummells, **D—84-**Ken Green.

Championship Summaries

1999

Duffy Waldorf

Westchester CC
Harrison, NY
Par: 36-35–71

Purse: $2,500,000
June 24-27
Yards: 6,722

LEADERS: First Round–Stephen Ames opened with a 6-under-par 65. Frank Nobilo trailed by one stroke and Jim Carter by two. **Second Round**–Chris Perry and Jeff Maggert, at 6-under-par 136, held a one-stroke lead over Ames and Duffy Waldorf. **Third Round**–Carter and Waldorf, at 8-under-par 205, were two strokes ahead of Steve Flesch, Justin Leonard, David Sutherland, Lee Janzen and Chris Perry.

Cut: 82 players at 3-over-par 145 from a field of 156.

PRO-AM: $10,000. Team–Olin Browne, 54, $2,000.

WEATHER: Clear and pleasant Thursday and Friday, with 15 mph winds. Warm and humid, with light winds Saturday and Sunday. Saturday's temperature reached 91 degrees.

Player	Pos.	Score		Official Money
DUFFY WALDORF#	**1**	**70-67-68-71**	**276**	**$450,000.00**
Dennis Paulson	2	71-70-68-67	276	270,000.00
Chris Perry	3	70-66-71-70	277	170,000.00
Scott Hoch	4	73-70-66-69	278	120,000.00
Doug Barron	T5	74-68-69-68	279	84,750.00
Jim Carter	T5	67-72-66-74	279	84,750.00
Gabriel Hjertstedt	T5	69-70-69-71	279	84,750.00
Loren Roberts	T5	71-71-68-69	279	84,750.00
Vijay Singh	T5	75-69-67-68	279	84,750.00
Tom Byrum	T10	68-70-70-72	280	51,875.00
Fred Couples	T10	69-69-72-70	280	51,875.00
David Duval	T10	70-75-68-67	280	51,875.00
Bob Estes	T10	70-71-69-70	280	51,875.00
Steve Flesch	T10	72-69-66-73	280	51,875.00
Lee Janzen	T10	71-67-69-73	280	51,875.00
David Sutherland	T10	73-66-68-73	280	51,875.00
Bob Tway	T10	73-68-75-64	280	51,875.00
Fred Funk	T18	72-67-70-72	281	33,750.00
Jeff Maggert	T18	70-66-77-68	281	33,750.00
Corey Pavin	T18	72-73-65-71	281	33,750.00
Kevin Sutherland	T18	71-70-74-66	281	33,750.00
Greg Chalmers	T22	68-75-69-70	282	23,208.34
Jim Furyk	T22	70-74-70-68	282	23,208.34
Ernie Els	T22	69-70-70-73	282	23,208.33
Brent Geiberger	T22	70-72-67-73	282	23,208.33
Justin Leonard	T22	71-70-66-75	282	23,208.33
Omar Uresti	T22	71-68-69-74	282	23,208.33
Rich Beem	T28	73-71-68-71	283	16,267.86
Scott Dunlap	T28	69-72-71-71	283	$16,267.86
Steve Elkington	T28	76-69-70-68	283	16,267.86
Scott Gump	T28	72-73-68-70	283	16,267.86
J.P. Hayes	T28	73-70-68-72	283	16,267.86
Len Mattiace	T28	69-71-68-75	283	16,267.85
Craig Parry	T28	73-71-66-73	283	16,267.85
Billy Andrade	T35	70-71-70-73	284	12,062.50
Paul Azinger	T35	70-71-74-69	284	12,062.50
Jay Haas	T35	68-73-73-70	284	12,062.50
Tom Lehman	T35	75-66-72-71	284	12,062.50
Mike Reid	T35	71-72-68-73	284	12,062.50
Tom Scherrer	T35	74-71-68-71	284	12,062.50
Mike Brisky	T41	74-69-73-69	285	9,250.00
John Cook	T41	73-71-69-72	285	9,250.00
Neal Lancaster	T41	70-70-71-74	285	9,250.00
Dicky Pride	T41	73-69-74-69	285	9,250.00
Esteban Toledo	T41	71-69-74-71	285	9,250.00
Brad Bryant	T46	71-73-76-66	286	6,587.50
Doug Dunakey	T46	72-73-69-72	286	6,587.50
Harrison Frazar	T46	73-70-68-75	286	6,587.50
Bradley Hughes	T46	76-68-69-73	286	6,587.50
J.L. Lewis	T46	75-65-73-73	286	6,587.50
Rocco Mediate	T46	75-69-73-69	286	6,587.50
Steve Pate	T46	68-71-72-75	286	6,587.50
Chris Smith	T46	73-70-70-73	286	6,587.50
Notah Begay III	T54	74-70-73-70	287	5,625.00
John Elliott	T54	73-68-72-74	287	5,625.00
Rick Fehr	T54	76-69-70-72	287	5,625.00
Dudley Hart	T54	71-70-75-71	287	$5,625.00
Doug Martin	T54	71-70-71-75	287	5,625.00
Blaine McCallister	T54	72-70-68-77	287	5,625.00
Brett Quigley	T54	74-70-72-71	287	5,625.00
Ted Tryba	T54	74-69-69-75	287	5,625.00
David Berganio, Jr.	T62	72-73-69-74	288	5,325.00
Jim Gallagher, Jr.	T62	75-69-72-72	288	5,325.00
Peter Jacobsen	T62	73-72-72-71	288	5,325.00
Frank Nobilo	T62	66-72-74-76	288	5,325.00
Stephen Ames	T66	65-72-75-77	289	5,100.00
Eric Booker	T66	73-72-68-76	289	5,100.00
Brad Fabel	T66	73-71-71-74	289	5,100.00
Steve Lowery	T66	72-73-73-71	289	5,100.00
Grant Waite	T66	71-74-73-71	289	5,100.00
Joey Sindelar	71	71-72-72-75	290	4,950.00
Mark Brooks	T72	74-70-73-74	291	4,850.00
Mark Calcavecchia	T72	74-70-71-76	291	4,850.00
Sean Murphy	T72	69-74-75-73	291	4,850.00
Willie Wood	75	73-71-72-76	292	4,750.00
Chris Couch	T76	72-73-74-74	293	4,650.00
Charles Raulerson	T76	71-73-71-78	293	4,650.00
Bo Van Pelt	T76	75-69-71-78	293	4,650.00
Tom Pernice, Jr.	79	73-72-73-76	294	4,550.00
Robert Damron	T80	73-69-71-82	295	4,450.00
Jimmy Green	T80	71-73-72-79	295	4,450.00
Lee Rinker	T80	73-72-74-76	295	4,450.00

#Won playoff with birdie-4 on first extra hole

The following players did not finish (C=cut, W=withdrew)

C—146-Ty Armstrong, Craig Barlow, Chip Beck, Cameron Beckman, Stewart Cink, Joe Durant, John Maginnes, Mike Springer, Curtis Strange, Phil Tataurangi, **147-**Emlyn Aubrey, Woody Austin, Ben Bates, Michael Christie, Bob Friend, David Frost, Brian Gay, P.H. Horgan III, Joel Kribel, Jim McGovern, Joe Ogilvie, Mike Sposa, Mark Wiebe, **148-**Briny Baird, Bob Burns, J.J. Henry, Tom Sutter, Kevin Wentworth, **149-**Fulton Allem, Chris DiMarco, Trevor Dodds, Brian Henninger, Tom Kite, Greg Kraft, Lee Porter, Chris Riley, Larry Rinker, **150-**Ronnie Black, Robin Freeman, Paul Goydos, Nolan Henke, Mike Hulbert, Pete Jordan, Skip Kendall, Wayne Levi, Dave Stockton, Jr., **151-**Michael Allen, Alan Bratton, Clark Dennis, Mike Downey, Wayne Grady, Katsumasa Miyamoto, Geoffrey Sisk, **152-**Andy Bean, Olin Browne, Jeff Gallagher, Tim Loustalot, **153-**Tommy Armour III, Barry Cheesman, Kent Jones, Jerry Kelly, Rory Sabbatini, Craig Stadler, Jay Williamson, **154-**Carl Alexander, Jeff Brehaut, Ben Crenshaw, **159-**Scott Simpson, **161-**James Lusk, **163-**Robert Deruntz, **W—80-**Russ Cochran, **-**Bob Gilder, **D—76-**Jonathan Kaye, **79-**Ted Purdy.

2000

Dennis Paulson

Westchester CC
Harrison, NY
Par: 36-35–71

Purse: $3,000,000
June 8-11, 2000
Yards: 6,722

LEADERS: First Round–Dennis Paulson shot 6-under-par 65 to lead by one stroke over Miguel Angel Jimenez, Davis Love III and Duffy Waldorf. **Second Round**–Paulson added a 3-under-par 68 for a 9-under-par 133 total. He led by two strokes over Skip Kendall and by three over Joey Sindelar. **Third Round**–Waldorf, at 7-under-par 206, led by one stroke over Kendall, Sindelar, John Cook, David Duval, Ernie Els, Chris Perry and Phil Mickelson.

CUT: 72 players at 2-over-par 144 from a field of 156.

PRO-AM: $10,000. Front nine–Joey Sindelar, 27, $1,200. Back nine–Jose Maria Olazabal, 27, $1,200.

WEATHER: Sunny, hot and humid all week, with temperatures reaching the mid-90s. Increasing winds, from 5-20 mph, each afternoon. Thunderstorms developed Sunday afternoon and play was suspended from 5:30-6:17 p.m. when lightning moved into the area.

Player	Pos.	Score		Official Money
DENNIS PAULSON#	**1**	**65-68-75-68**	**276**	**$540,000.00**
David Duval	2	70-67-70-69	276	324,000.00
Sergio Garcia	3	74-70-65-68	277	204,000.00
Greg Norman	4	71-72-68-67	278	144,000.00
John Cook	T5	68-71-68-72	279	101,700.00
Ernie Els	T5	70-69-68-72	279	101,700.00
Jesper Parnevik	T5	71-70-70-68	279	101,700.00
Chris Perry	T5	69-70-68-72	279	101,700.00
Joey Sindelar	T5	68-68-71-72	279	101,700.00
Steve Lowery	10	70-69-69-72	280	81,000.00
Jim Carter	T11	69-72-67-73	281	72,000.00
Steve Pate	T11	71-72-69-69	281	72,000.00
Jimmy Green	T13	68-73-73-68	282	58,000.00
Phil Mickelson	T13	69-70-68-75	282	58,000.00
Duffy Waldorf	T13	66-72-68-76	282	58,000.00
Fred Couples	T16	69-71-75-68	283	48,000.00
Paul Goydos	T16	71-68-72-72	283	48,000.00
Brett Quigley	T16	70-70-72-71	283	48,000.00
J.P. Hayes	T19	69-72-72-71	284	36,360.00
Miguel A. Jimenez	T19	66-74-70-74	284	36,360.00
John Maginnes	T19	67-71-72-74	284	36,360.00
Kevin Sutherland	T19	72-71-73-68	284	36,360.00
Mike Weir	T19	68-70-73-73	284	36,360.00
Danny Briggs	T24	70-71-70-74	285	24,900.00
Russ Cochran	T24	71-67-73-74	285	$24,900.00
Bob Friend	T24	72-71-71-71	285	24,900.00
Vijay Singh	T24	70-71-74-70	285	24,900.00
Omar Uresti	T24	69-73-71-72	285	24,900.00
David Berganio, Jr.	T29	73-71-74-68	286	19,950.00
P.H. Horgan III	T29	68-72-72-74	286	19,950.00
Shigeki Maruyama	T29	70-73-67-76	286	19,950.00
Larry Mize	T29	69-70-72-75	286	19,950.00
Rich Beem	T33	75-69-71-72	287	14,866.67
Edward Fryatt	T33	72-72-69-74	287	14,866.67
Mathew Goggin	T33	70-73-72-72	287	14,866.67
Brandt Jobe	T33	71-71-74-71	287	14,866.67
Davis Love III	T33	66-74-74-73	287	14,866.67
Grant Waite	T33	70-73-71-73	287	14,866.67
Scott Dunlap	T33	71-67-73-76	287	14,866.66
Gabriel Hjertstedt	T33	67-72-73-75	287	14,866.66
Skip Kendall	T33	67-68-72-80	287	14,866.66
Woody Austin	T42	69-74-72-73	288	9,420.00
Craig Barlow	T42	68-76-72-72	288	9,420.00
Phil Blackmar	T42	72-69-74-73	288	9,420.00
Bobby Cochran	T42	74-69-69-76	288	9,420.00
Joe Durant	T42	72-72-72-72	288	9,420.00
Steve Flesch	T42	70-71-73-74	288	9,420.00
Scott Gump	T42	75-64-75-74	288	9,420.00
Pete Jordan	T42	73-68-75-72	288	$9,420.00
Tom Scherrer	T42	74-70-72-72	288	9,420.00
Robin Freeman	T51	68-70-78-73	289	7,220.00
Jim Furyk	T51	70-70-76-73	289	7,220.00
Shaun Micheel	T51	68-73-73-75	289	7,220.00
Ben Bates	T54	71-73-72-74	290	6,900.00
Mike Reid	T54	71-72-70-77	290	6,900.00
Jerry Smith	T54	69-72-72-77	290	6,900.00
Fulton Allem	T57	73-68-72-78	291	6,600.00
Cameron Beckman	T57	70-74-74-73	291	6,600.00
Aaron Bengoechea	T57	72-71-74-74	291	6,600.00
Rick Fehr	T57	75-69-75-72	291	6,600.00
Fred Funk	T57	73-70-73-75	291	6,600.00
Craig Stadler	T57	71-69-74-77	291	6,600.00
Mark Wiebe	T57	69-73-74-75	291	6,600.00
Bob Burns	T64	72-72-75-73	292	6,270.00
Tom Byrum	T64	73-70-73-76	292	6,270.00
K.J. Choi	T64	73-69-75-75	292	6,270.00
Dave Stockton, Jr.	T64	74-68-74-76	292	6,270.00
Bart Bryant	T68	70-73-77-73	293	6,060.00
Brad Faxon	T68	71-73-77-72	293	6,060.00
Greg Kraft	T68	68-76-75-74	293	6,060.00
Chris Riley	71	70-71-76-78	295	5,940.00

#Won playoff with par-4 on fourth extra hole

The following players did not finish (C=cut, W=withdrew, D=disqualified)

C—145-Stephen Ames, Michael Bradley, Greg Chalmers, Michael Clark II, Steve Gotsche, Bradley Hughes, Tom Lehman, Len Mattiace, Jose Maria Olazabal, Craig Parry, David Peoples, Craig Perks, Tom Pernice, Jr., Jean Van De Velde, **146-**Doug Barron, Eric Booker, Brian Henninger, Glen Hnatiuk, Joe Ogilvie, Naomichi Joe Ozaki, Paul Stankowski, **147-**Billy Andrade, Chip Beck, Olin Browne, Jason Buha, Jason Caron, Richie Coughlan, Paul Curry, Trevor Dodds, Doug Dunakey, David Frost, Steve Hart, Blaine McCallister, Sean Murphy, Tom Purtzer, Curtis Strange, Ted Tryba, Bob Tway, **148-**Ronnie Black, Brad Fabel, Brian Gay, **149-**Ben Crenshaw, Matt Gogel, Kazuhiko Hosokawa, Ryan Howison, Mike Hulbert, Gary Nicklaus, Dicky Pride, David Sutherland, Esteban Toledo, **150-**Mike Brisky, Jay Haas, Bob Heintz, Scott McCarron, Charles Raulerson, John Restino, Craig A. Spence, **151-**Emlyn Aubrey, Jay Delsing, Wayne Grady, Frank Lickliter II, Brett Wetterich, **152-**Nolan Henke, Darrell Kestner, Jeff Maggert, Keith Nolan, Jay Williamson, **153-**Carl Alexander, Jeff Gove, Jay McWilliams, David Morland IV, John Rollins, **155-**Mike Gilmore, Paul Marantz, **156-**Ed Fiori, **157-**Andy Zullo, **158-**Barry Cheesman, **160-**Kelly Gibson, **W—143-**Steve Elkington, **75-**Rocco Mediate, **76-**Mike Springer, **77-**Craig Bowden, **79-**Michael Christie, **D—74-**Mike Sposa.

Championship Summaries

2001

Sergio Garcia

Westchester CC
Harrison, NY
Par: 36-35–71

Purse: $3,500,000
June 22-25, 2001
Yards: 6,722

LEADERS: First Round–Stewart Cink carded a 65 for a two-stroke lead over Scott Hoch and Vijay Singh. **Second Round**–Sergio Garcia and Hoch moved to the top of the leaderboard at 7-under-par 135. Mark Weibe was one stroke back, with four others two behind. **Third Round**–Garcia moved to 12-under-par 201, which gave him a two-stroke advantage over Scott Hoch. J.P. Hayes was three strokes back.

CUT: 80 players at 2-over-par 144 from a field of 156.

PRO-AM: $10,000. Tiger Woods, 55, $2,000.

WEATHER: First-round play, suspended at 11:48 a.m. Thursday due to dangerous weather conditions, resumed at 1:39 p.m. After heavy rains made the course unplayable, play was suspended for the day at 2:25 p.m. with 62 players on the course and 57 others waiting to tee off. The first round resumed at 7:00 a.m. Friday morning, and the second round was played until darkness caused a suspension at 8:20 p.m. with 75 players still on the course. The second round was completed Saturday morning. Due to inclement weather, the start of the third round was postponed until Sunday. The third round was completed Sunday, while the final round was concluded Monday.

Player	Pos.	Score		Official Money
SERGIO GARCIA	**1**	**68-67-66-67**	**268**	**$630,000.00**
Scott Hoch	2	67-68-68-68	271	378,000.00
Billy Andrade	T3	70-69-68-66	273	182,000.00
Stewart Cink	T3	65-72-69-67	273	182,000.00
J.P. Hayes	T3	68-69-67-69	273	182,000.00
Brad Faxon	T6	69-72-66-67	274	121,625.00
Vijay Singh	T6	67-70-70-67	274	121,625.00
Robert Allenby	T8	69-68-74-64	275	105,000.00
Russ Cochran	T8	71-68-67-69	275	105,000.00
Jay Williamson	10	70-72-65-69	276	94,500.00
Olin Browne	T11	71-71-69-67	278	84,000.00
Kevin Sutherland	T11	70-70-69-69	278	84,000.00
Steve Elkington	T13	70-68-72-69	279	67,666.67
Craig Parry	T13	71-69-67-72	279	67,666.67
Gabriel Hjertstedt	T13	68-70-68-73	279	67,666.66
Paul Azinger	T16	71-70-68-71	280	56,000.00
Chris Smith	T16	72-70-69-69	280	56,000.00
Tiger Woods	T16	75-66-68-71	280	56,000.00
Steve Allan	T19	69-71-72-69	281	39,500.00
Jim Furyk	T19	71-72-67-71	281	39,500.00
Per-Ulrik Johansson	T19	69-69-72-71	281	39,500.00
Skip Kendall	T19	72-70-69-70	281	39,500.00
J.L. Lewis	T19	72-71-69-69	281	39,500.00
Chris Perry	T19	70-73-69-69	281	39,500.00
Mark Wiebe	T19	68-68-73-72	281	39,500.00
Stuart Appleby	T26	73-68-70-71	282	25,375.00
David Duval	T26	71-73-68-70	282	25,375.00
Harrison Frazar	T26	71-67-72-72	282	$25,375.00
Paul Gow	T26	71-68-72-71	282	25,375.00
Jay Haas	T26	68-73-72-69	282	25,375.00
Frank Nobilo	T26	73-69-69-71	282	25,375.00
Cameron Beckman	T32	72-69-72-70	283	19,810.00
John Cook	T32	69-73-69-72	283	19,810.00
Fred Couples	T32	72-68-70-73	283	19,810.00
David Frost	T32	70-71-72-70	283	19,810.00
Ian Leggatt	T32	70-69-71-73	283	19,810.00
Tommy Armour III	T37	74-69-71-70	284	14,000.00
Tom Byrum	T37	69-69-75-71	284	14,000.00
Danny Ellis	T37	72-72-68-72	284	14,000.00
Nick Faldo	T37	73-68-70-73	284	14,000.00
Brian Gay	T37	71-71-71-71	284	14,000.00
Brent Geiberger	T37	70-69-73-72	284	14,000.00
Matt Gogel	T37	70-71-71-72	284	14,000.00
Glen Hnatiuk	T37	71-68-71-74	284	14,000.00
Kevin Johnson	T37	69-70-74-71	284	14,000.00
Jonathan Kaye	T37	70-74-71-69	284	14,000.00
Rich Beem	T47	74-67-71-73	285	9,613.34
Edward Fryatt	T47	70-71-74-70	285	9,613.33
Loren Roberts	T47	72-72-71-70	285	9,613.33
Jim McGovern	T50	70-72-74-70	286	8,715.00
Tom Pernice, Jr.	T50	71-69-71-75	286	8,715.00
Brandel Chamblee	T52	73-69-74-71	287	8,207.50
Dennis Paulson	T52	71-73-74-69	287	8,207.50
Corey Pavin	T52	69-72-71-75	287	8,207.50
Dicky Pride	T52	71-72-71-73	287	$8,207.50
Jim Carter	T56	73-67-72-76	288	7,770.00
Steve Flesch	T56	71-73-70-74	288	7,770.00
Jason Gore	T56	73-69-68-78	288	7,770.00
Jeff Hart	T56	69-71-73-75	288	7,770.00
Jerry Kelly	T56	72-72-73-71	288	7,770.00
Justin Leonard	T56	69-75-72-72	288	7,770.00
Jerry Smith	T56	77-66-74-71	288	7,770.00
Bob Estes	T63	72-69-73-75	289	7,455.00
Brian Watts	T63	69-73-70-77	289	7,455.00
David Berganio, Jr.	T65	69-73-71-77	290	7,245.00
Brad Elder	T65	73-67-78-72	290	7,245.00
Kent Jones	T65	76-67-74-73	290	7,245.00
David Morland IV	T65	71-73-70-76	290	7,245.00
Michael Campbell	T69	72-72-75-72	291	6,895.00
Tripp Isenhour	T69	72-66-79-74	291	6,895.00
Gary Nicklaus	T69	73-71-74-73	291	6,895.00
Brett Quigley	T69	70-73-72-76	291	6,895.00
Chris Riley	T69	73-71-74-73	291	6,895.00
Rocky Walcher	T69	74-70-74-73	291	6,895.00
Larry Mize	75	72-72-72-76	292	6,650.00
Mike Reid	76	76-68-74-75	293	6,580.00
Jeff Julian	T77	73-71-75-76	295	6,475.00
Brent Schwarzrock	T77	71-73-78-73	295	6,475.00
Keith Clearwater	79	73-70-78-75	296	6,370.00

The following players did not finish (C=cut, W=withdrew, D=disqualified)

C—145-Ben Bates, Craig Bowden, Jeff Brehaut, Scott Dunlap, Ben Ferguson, Fred Funk, Ken Green, Lee Janzen, Pete Jordan, Steve Lowery, Joe Ogilvie, Craig Perks, Rory Sabbatini, Tommy Tolles, Duffy Waldorf, Garrett Willis, **146-**Jeremy Anderson, Jay Don Blake, Len Mattiace, Blaine McCallister, Andrew McLardy, Phil Tataurangi, **147-**Bob Burns, Jose Coceres, Mathew Goggin, J.J. Henry, Mark Hensby, John Huston, Craig Kanada, Spike McRoy, Michael Muehr, Geoff Ogilvy, Ted Tryba, Bob Tway, Jean Van De Velde, Grant Waite, **148-**Emanuele Canonica, Barry Cheesman, Richie Coughlan, Robert Gamez, Rick Hartmann, Bradley Hughes, Willie Wood, **149-**Woody Austin, Joel Edwards, Rick Fehr, Pierre Fulke, Jimmy Green, Dave Stockton, Jr., Chris Tidland, Brian Wilson, Kaname Yokoo, **150-**Doug Barron, Doug Dunakey, Joe Durant, Craig A. Spence, **151-**Dan Forsman, Kelly Grunewald, Miguel A. Jimenez, Greg Kraft, Shaun Micheel, Sean Murphy, **152-**Mike Meehan, **153-**Charles Bolling, Bart Bryant, Neal Lancaster, **154-**Robin Freeman, **156-**Rob Labritz, **157-**Colin Amaral, Ben Crenshaw, Mike Laudien, **158-**Hunter Haas, **W—74-**Joey Sindelar, **75-**Shigeki Maruyama, Rocco Mediate, **-**Fulton Allem, **D—212-**Tom Lehman.

2002

Chris Smith

Westchester CC
Harrison, NY
Par: 36-35–71

Purse: $3,500,000
June 6-9, 2002
Yards: 6,722

LEADERS: First Round–Loren Roberts used a 7-under-par 64 to lead Jerry Kelly, Michael Muehr and Bob Heintz by a stroke. **Second Round**–Roberts added a 68 to go to 10-under 132. David Gosset was one back. **Third Round**–Chris Smith moved to 11-under par to lead Roberts and Gossett by a stroke.

CUT: 83 players at 1-over-par 143 from a field of 157 professionals.

PRO-AM: $10,000. Jose Coceres, 55, $2,000.

WEATHER: Cloudy and humid with intermittent rain on Thursday. Temperatures in the high 60s/low 70s. Friday began with a five hour rain delay. Partly cloudy in the afternoon with temperatures 54-65 and gusts up to 25 mph. Second round suspended due to darkness at 8:18 pm with 78 players still on the course. Play resumed Saturday morning at 7:35 am and finished at 11:35 am. Third round began at 12:15 pm in threesomes. Sunny and cool most of the day. Partly cloudy Sunday. Temperatures 60-78.

Player	Pos.	Score		Official Money
CHRIS SMITH	**1**	**66-69-67-70**	**272**	**$630,000.00**
David Gossett	T2	66-67-70-71	274	261,333.34
Pat Perez	T2	67-70-67-70	274	261,333.33
Loren Roberts	T2	64-68-71-71	274	261,333.33
Stewart Cink	T5	67-69-71-68	275	133,000.00
Ian Leggatt	T5	69-68-67-71	275	133,000.00
Jerry Kelly	T7	65-70-70-71	276	112,875.00
Tom Lehman	T7	68-72-68-68	276	112,875.00
Stephen Ames	T9	70-71-66-71	278	94,500.00
Jim Furyk	T9	68-69-74-67	278	94,500.00
Peter Lonard	T9	71-68-69-70	278	94,500.00
Brad Faxon	T12	69-71-70-69	279	66,500.00
Sergio Garcia	T12	68-70-70-71	279	66,500.00
Len Mattiace	T12	69-70-72-68	279	66,500.00
Bryce Molder	T12	71-66-71-71	279	66,500.00
David Toms	T12	70-68-68-73	279	66,500.00
Mike Weir	T12	70-71-70-68	279	66,500.00
Woody Austin	T18	69-69-74-68	280	42,600.00
Jose Coceres	T18	68-68-71-73	280	42,600.00
Brent Geiberger	T18	68-75-69-68	280	42,600.00
Craig Parry	T18	67-75-69-69	280	42,600.00
Kevin Sutherland	T18	73-69-67-71	280	42,600.00
Hal Sutton	T18	71-68-67-74	280	42,600.00
Phil Tataurangi	T18	69-70-70-71	280	42,600.00
Fred Funk	T25	69-73-71-68	281	25,593.75
Brian Gay	T25	68-70-72-71	281	25,593.75
Retief Goosen	T25	67-72-70-72	281	25,593.75
Paul Gow	T25	68-73-68-72	281	25,593.75
Skip Kendall	T25	70-72-70-69	281	$25,593.75
Phil Mickelson	T25	69-70-71-71	281	25,593.75
Michael Muehr	T25	65-76-68-72	281	25,593.75
Mike Sposa	T25	69-70-72-70	281	25,593.75
Angel Cabrera	T33	69-73-71-69	282	18,491.67
K.J. Choi	T33	72-67-73-70	282	18,491.67
Dudley Hart	T33	73-65-74-70	282	18,491.67
Frank Nobilo	T33	69-70-74-69	282	18,491.67
Briny Baird	T33	70-70-68-74	282	18,491.66
Cameron Beckman	T33	73-65-73-71	282	18,491.66
Fred Couples	T39	68-72-70-73	283	13,650.00
Steve Elkington	T39	67-71-71-74	283	13,650.00
Ernie Els	T39	68-69-72-74	283	13,650.00
Shaun Micheel	T39	69-68-73-73	283	13,650.00
Joey Sindelar	T39	72-71-68-72	283	13,650.00
Duffy Waldorf	T39	72-71-70-70	283	13,650.00
Jay Williamson	T39	69-72-72-70	283	13,650.00
J.J. Henry	T46	71-68-70-75	284	9,922.50
Glen Hnatiuk	T46	73-70-70-71	284	9,922.50
Lee Janzen	T46	73-69-70-72	284	9,922.50
Bo Van Pelt	T46	70-71-71-72	284	9,922.50
Jim Carter	T50	67-72-73-73	285	8,442.00
Brandel Chamblee	T50	70-71-73-71	285	8,442.00
John Rollins	T50	67-75-72-71	285	8,442.00
Bob Tway	T50	71-71-71-72	285	8,442.00
Richard Zokol	T50	73-70-70-72	285	8,442.00
Fulton Allem	T55	71-69-70-76	286	7,910.00
Luke Donald	T55	73-68-70-75	286	7,910.00
Brad Elder	T55	68-74-71-73	286	$7,910.00
Steve Flesch	T55	73-70-71-72	286	7,910.00
Davis Love III	T55	71-69-72-74	286	7,910.00
Jeff Gove	T60	71-72-71-73	287	7,595.00
Scott Hoch	T60	70-69-74-74	287	7,595.00
Corey Pavin	T60	70-72-73-72	287	7,595.00
Kenneth Staton	T60	74-67-73-73	287	7,595.00
Paul Azinger	T64	69-74-73-72	288	7,210.00
Jonathan Byrd	T64	75-67-70-76	288	7,210.00
David Frost	T64	69-72-71-76	288	7,210.00
Neal Lancaster	T64	69-70-73-76	288	7,210.00
Franklin Langham	T64	71-71-74-72	288	7,210.00
Jeff Maggert	T64	72-71-67-78	288	7,210.00
Brett Quigley	T64	75-68-74-71	288	7,210.00
Toshi Izawa	T71	72-70-74-73	289	6,895.00
Brett Wetterich	T71	72-68-73-76	289	6,895.00
Robert Allenby	T73	67-75-75-73	290	6,615.00
Pat Bates	T73	69-72-74-75	290	6,615.00
Mark Brooks	T73	69-74-75-72	290	6,615.00
Greg Chalmers	T73	74-68-72-76	290	6,615.00
Miguel A. Jimenez	T73	73-70-70-77	290	6,615.00
Billy Mayfair	T73	70-71-72-77	290	6,615.00
Jay Haas	T79	70-73-78-71	292	6,265.00
Jonathan Kaye	T79	71-70-77-74	292	6,265.00
Gary Nicklaus	T79	71-70-77-74	292	6,265.00
Adam Scott	T79	72-71-77-72	292	6,265.00
Danny Ellis	83	73-69-77-77	296	6,090.00

The following players did not finish (C=cut, W=withdrew, D=disqualified)

C—144-Stuart Appleby, Brian Bateman, David Berganio, Jr., Jay Don Blake, Bart Bryant, Russ Cochran, Bob Heintz, Bernhard Langer, Bob May, Deane Pappas, Dennis Paulson, Craig Perks, Craig Stadler, Paul Stankowski, Grant Waite. **145-**Brad Adamonis, Notah Begay III, Olin Browne, Michael Campbell, David Duval, Carlos Franco, Edward Fryatt, Matt Gogel, Pete Jordan, Mark Mielke, Larry Mize, Tim Petrovic, Tom Scherrer, Vijay Singh, Jeff Sluman, Jerry Smith, Brian Watts. **146-**Michael Allen, Tommy Armour III, Craig Barlow, Bob Burns, Michael Clark II, Paul Claxton, Ben Crane, Jess Daley, John Senden. **147-**Jose Maria Olazabal, Matt Peterson, Lee Porter, Scott Simpson. **148-**Steve Allan, Jeff Brehaut, Harrison Frazar, Stephen Gangluff, Geoff Ogilvy, Jesper Parnevik, Esteban Toledo. **149-**J.P. Hayes, Per-Ulrik Johansson, Rob Labritz. **150-**Billy Andrade, Scott Dunlap, Kent Jones, Greg Kraft, Heath Slocum, Kaname Yokoo. **151-**Carl Alexander, Eric Egloff, Rick Hartmann, Hidemichi Tanaka. **153-**Chad Campbell. **154-**Rich Beem. **155-**Matt Kuchar. **159-**Craig W. Thomas. **W—73-**J.L. Lewis, Brandt Jobe. **80-**John Riegger. **84-**Garrett Willis. **D—77-**Robert Damron.

Championship Summaries

2003

Jonathan Kaye

Westchester CC
Harrison, NY
Par: 36-35–71

Purse: $3,500,000
June 6-9, 2003
Yards: 6,783

LEADERS: First Round—Briny Baird shot a career-best 8-under-par 63 to lead Joey Sindelar and Jim Furyk by three strokes. Shigeki Maruyama, Tiger Woods and Retief Goosen were four back. **Second Round**—Baird moved to 10-under-par 132 to lead Goosen by one, Skip Kendall by two and Sindelar by three. Six players were four behind. **Third Round**—Baird, Kendall, Jonathan Kaye and John Rollins held a share of the lead at 9-under-par 204. Sindelar, Sergio Garcia, Alex Cejka and Fred Funk were one back. Five players were two back.

CUT: 72 players at even-par 142 from a field of 156 professionals.

PRO-AM: Reduced to nine holes with front- and back-nine winners. $10,000. Front-nine, Dudley Hart, $1,000. Back nine, David Berganio, Jr. and Jesper Parnevik, $1,600 each.

WEATHER: On Thursday, overcast with mist in the morning. Partly sunny in the afternoon, with a high of 68 degrees. Cloudy and cool on Friday. Saturday, play was delayed for 1:16 (9:36 a.m.-10:52 a.m.) due to lightning. Play was suspended for the second time at 1:03 p.m. due to lightning and heavy rain, and called for the day at 3:15 p.m. due to wet conditions. Play resumed for all 72 players at 9 a.m. on Sunday with final-round tee times running from 11:30 a.m.-1:20 p.m. Light drizzle and overcast in the morning with cooler temperatures and increasing winds at noon. High temperature was 64 with winds up to 15 mph.

Player	Pos.	Score		Official Money
JONATHAN KAYE	**1**	**70-66-68-67**	**271**	**$900,000.00**
John Rollins	2	70-67-67-67	271	540,000.00
Joey Sindelar	3	66-69-70-68	273	340,000.00
Fred Funk	T4	71-70-64-69	274	196,875.00
Sergio Garcia	T4	70-69-66-69	274	196,875.00
Jay Haas	T4	74-68-67-65	274	196,875.00
Skip Kendall	T4	68-66-70-70	274	196,875.00
Brad Faxon	T8	69-67-74-65	275	145,000.00
Tom Lehman	T8	71-70-68-66	275	145,000.00
J.L. Lewis	T8	68-68-70-69	275	145,000.00
Ernie Els	T11	68-71-68-69	276	120,000.00
Scott Verplank	T11	70-68-68-70	276	120,000.00
Woody Austin	T13	74-64-70-69	277	91,000.00
Fred Couples	T13	69-68-69-71	277	91,000.00
Shaun Micheel	T13	69-68-73-67	277	91,000.00
Brenden Pappas	T13	74-67-68-68	277	91,000.00
Tiger Woods	T13	67-69-71-70	277	91,000.00
Tom Gillis	T18	71-65-70-72	278	67,500.00
Retief Goosen	T18	67-66-73-72	278	67,500.00
Vijay Singh	T18	70-68-71-69	278	67,500.00
David Toms	T18	75-65-71-67	278	67,500.00
Alex Cejka	T22	70-69-66-74	279	45,071.43
Jim Furyk	T22	66-73-71-69	279	45,071.43
Per-Ulrik Johansson	T22	71-70-72-66	279	45,071.43
Peter Lonard	T22	72-66-71-70	279	45,071.43
John E. Morgan	T22	72-68-70-69	279	$45,071.43
David Peoples	T22	72-68-69-70	279	45,071.43
Loren Roberts	T22	71-71-71-66	279	45,071.42
Dudley Hart	29	70-69-73-68	280	35,500.00
Briny Baird	T30	63-69-72-77	281	31,750.00
Kent Jones	T30	71-67-73-70	281	31,750.00
Shigeki Maruyama	T30	67-69-74-71	281	31,750.00
Carl Pettersson	T30	71-67-71-72	281	31,750.00
Steve Flesch	T34	69-68-71-74	282	27,625.00
Cliff Kresge	T34	69-71-72-70	282	27,625.00
Fredrik Jacobson	T36	70-70-70-73	283	22,535.72
Billy Mayfair	T36	71-69-70-73	283	22,535.72
Rod Pampling	T36	70-70-71-72	283	22,535.72
Jeff Brehaut	T36	73-65-75-70	283	22,535.71
Jonathan Byrd	T36	72-70-69-72	283	22,535.71
Luke Donald	T36	71-71-71-70	283	22,535.71
J.P. Hayes	T36	73-66-71-73	283	22,535.71
Matt Kuchar	T43	69-71-70-74	284	16,033.34
John Senden	T43	73-68-73-70	284	16,033.34
Paul Gow	T43	73-69-72-70	284	16,033.33
Donnie Hammond	T43	70-72-73-69	284	16,033.33
Andrew Magee	T43	71-71-71-71	284	16,033.33
Rory Sabbatini	T43	71-71-73-69	284	16,033.33
Cameron Beckman	T49	75-67-70-73	285	12,340.00
Matt Gogel	T49	71-70-73-71	285	12,340.00
Kenichi Kuboya	T49	72-67-73-73	285	$12,340.00
Deane Pappas	T49	68-74-73-70	285	12,340.00
Jesper Parnevik	T49	69-72-71-73	285	12,340.00
Billy Andrade	T54	70-72-69-75	286	11,450.00
Robert Damron	T54	72-68-72-74	286	11,450.00
Richard S. Johnson	T54	74-67-72-73	286	11,450.00
John Riegger	T54	71-68-75-72	286	11,450.00
Chris Anderson	T58	72-68-70-77	287	11,050.00
Steve Elkington	T58	69-69-77-72	287	11,050.00
Mathew Goggin	T58	71-71-71-74	287	11,050.00
Heath Slocum	T58	73-68-76-70	287	11,050.00
Brandel Chamblee	T62	70-72-73-73	288	10,650.00
Lee Janzen	T62	74-66-72-76	288	10,650.00
Darron Stiles	T62	72-69-71-76	288	10,650.00
Richard Zokol	T62	73-69-75-71	288	10,650.00
Tommy Armour III	T66	71-71-73-74	289	10,300.00
Ben Curtis	T66	70-72-74-73	289	10,300.00
Mike Grob	T66	73-67-74-75	289	10,300.00
J.J. Henry	T69	69-72-76-73	290	10,050.00
Brett Quigley	T69	74-67-74-75	290	10,050.00
Joe Durant	T71	74-67-76-75	292	9,850.00
Craig Perks	T71	74-68-75-75	292	9,850.00

 # Won playoff with an eagle-3 on the first extra hole

The following players did not finish (C=cut, W=withdrew)

C—143-Jay Don Blake, Tom Byrum, Danny Ellis, Jerry Kelly, Neal Lancaster, Larry Mize, Patrick Sheehan, Jeff Sluman, Chris Smith, Mike Sposa, **144-**Steven Alker, Olin Browne, Jason Caron, Jim Carter, Greg Chalmers, Tim Clark, Marco Dawson, Glen Day, David Duval, Jason Gore, Paul Goydos, Hank Kuehne, Scott Laycock, Rocco Mediate, Mike Springer, D.J. Trahan, Vance Veazey, **145-**Paul Azinger, Craig Barlow, Rich Beem, Mark Calcavecchia, Gavin Coles, Carlos Franco, Spike McRoy, Tim Petrovic, Akio Sadakata, David Sutherland, Esteban Toledo, Bob Tway, Dean Wilson, Mark Wilson, **146-**Aaron Barber, Pat Bates, Michael Campbell, David Gossett, Thomas Levet, Hal Sutton, **147-**Jason Buha, Todd Fischer, David Frost, Brian Gay, Dennis Paulson, Pat Perez, Dave Stockton, Jr., Ty Tryon, Duffy Waldorf, Cameron Yancey, **148-**Brian Bateman, Richie Coughlan, Brad Elder, Richard Massey, **149-**Todd Barranger, Notah Begay III, David Berganio, Jr., Stewart Cink, Jeff Klein, Kenneth Staton, **150-**Charles Bolling, John Maginnes, Andy Miller, **151-**Ben Crane, Mike Heinen, Anthony Painter, Steve Pate, **153-**Geoff Ogilvy, **154-**Michael Clark II, Joel Kribel, **155-**Ryan Fauchier, Glen Hnatiuk, Ben Hoffhine, **157-**Doug Barron, Michael Muehr, **158-**Mike Reilly, **W—75-**Scott Hoch.

2004

Sergio Garcia

Westchester CC
Harrison, NY
Par: 36-35–71

Purse: $3,500,000
June 10-13, 2004
Yards: 6,751

LEADERS: First Round–Vijay Singh shot an 8-under 63 to lead Fredrik Jacobson by one stroke. David Frost was three strokes off the lead while eight players were four behind. **Second Round**–Fred Couples at 10-under-par 132 led Singh, Jacobson and Luke Donald by a stroke. **Third Round**–Loren Roberts, at 12-under-par 201, held a one-stoke lead over Rory Sabbatini and Cameron Beckman. Tom Byrum and Donald were two strokes back.

CUT: 83 players at 1-under-par from a field of 156 professionals.

PRO-AM: $10,000. Loren Roberts, 53, $2,000.

WEATHER: On Thursday, cloudy skies with a high of 79 and NE winds up to 10 mph. Light rain in the afternoon. Friday was cool and slightly overcast with temperatures in the low 70s. North winds 5-10 mph. Saturday was sunny reaching 82 degrees with NE winds 5-12 mph. Sunday was overcast and cooler with temperatures in the 70s and NE winds 5-12 mph.

Player	Pos.	Score		Official Money
SERGIO GARCIA #	**1**	**70-67-68-67**	**272**	**$945,000.00**
Padraig Harrington	T2	68-68-68-68	272	462,000.00
Rory Sabbatini	T2	69-68-65-70	272	462,000.00
Tom Byrum	T4	71-64-68-71	274	217,000.00
Fred Couples	T4	67-65-74-68	274	217,000.00
Vijay Singh	T4	63-70-71-70	274	217,000.00
Luke Donald	7	67-66-70-72	275	175,875.00
Fredrik Jacobson	8	64-69-74-69	276	162,750.00
Cameron Beckman	T9	68-68-66-75	277	131,250.00
Tim Clark	T9	68-72-68-69	277	131,250.00
Chris DiMarco	T9	69-69-69-70	277	131,250.00
Kenny Perry	T9	69-71-71-66	277	131,250.00
Bo Van Pelt	T9	68-71-68-70	277	131,250.00
Robert Allenby	T14	69-71-69-69	278	97,125.00
Scott Hend	T14	68-68-72-70	278	97,125.00
Ernie Els	T16	68-69-72-70	279	73,650.00
J.J. Henry	T16	68-73-69-69	279	73,650.00
Phil Mickelson	T16	69-68-69-73	279	73,650.00
Joe Ogilvie	T16	72-66-70-71	279	73,650.00
Craig Parry	T16	73-66-69-71	279	73,650.00
Brett Quigley	T16	69-68-72-70	279	73,650.00
Loren Roberts	T16	67-70-64-78	279	73,650.00
Stuart Appleby	T23	69-70-69-72	280	46,725.00
Kris Cox	T23	67-71-68-74	280	46,725.00
Brad Faxon	T23	68-73-67-72	280	46,725.00
Zach Johnson	T23	74-66-70-70	280	46,725.00
Dennis Paulson	T23	70-68-68-74	280	46,725.00
Brian Gay	T28	70-68-68-75	281	36,487.50
Davis Love III	T28	68-71-70-72	281	$36,487.50
Tim Petrovic	T28	69-69-71-72	281	36,487.50
Scott Verplank	T28	69-70-69-73	281	36,487.50
Bart Bryant	T32	72-68-72-70	282	26,670.00
Dan Forsman	T32	70-71-69-72	282	26,670.00
Dudley Hart	T32	67-71-73-71	282	26,670.00
Jerry Kelly	T32	71-69-72-70	282	26,670.00
Neal Lancaster	T32	70-71-70-71	282	26,670.00
Steve Lowery	T32	69-70-72-71	282	26,670.00
Ted Purdy	T32	69-70-69-74	282	26,670.00
Adam Scott	T32	71-70-72-69	282	26,670.00
Joey Sindelar	T32	68-72-70-72	282	26,670.00
Kevin Sutherland	T32	68-70-73-71	282	26,670.00
Glen Day	T42	71-70-73-69	283	15,807.28
Peter Lonard	T42	67-74-72-70	283	15,807.28
Tom Pernice, Jr.	T42	71-70-72-70	283	15,807.28
Pat Bates	T42	72-69-67-75	283	15,807.27
D.J. Brigman (S)	T42	71-69-71-72	283	15,807.27
Daniel Chopra (S)	T42	69-70-71-73	283	15,807.27
Skip Kendall	T42	68-71-68-76	283	15,807.27
Rocco Mediate	T42	71-67-71-74	283	15,807.27
David Morland IV	T42	69-70-70-74	283	15,807.27
Pat Perez	T42	73-66-70-74	283	15,807.27
John Senden	T42	70-68-71-74	283	15,807.27
Stephen Leaney	T53	73-67-73-71	284	12,285.00
Omar Uresti	T53	70-71-74-69	284	12,285.00
Craig Bowden	T55	71-69-72-73	285	11,865.00
Todd Fischer	T55	69-71-70-75	285	11,865.00
David Frost	T55	66-72-70-77	285	$11,865.00
John Rollins	T55	72-66-74-73	285	11,865.00
Bob Tway	T55	71-69-71-74	285	11,865.00
Arjun Atwal	T60	73-67-76-70	286	11,287.50
Jose Coceres	T60	69-68-70-79	286	11,287.50
Robert Damron	T60	67-70-73-76	286	11,287.50
Danny Ellis	T60	75-66-75-70	286	11,287.50
Carlos Franco	T60	68-69-74-75	286	11,287.50
Tjaart Van der Walt	T60	71-65-75-75	286	11,287.50
Niclas Fasth	T66	69-71-75-72	287	10,815.00
Richard S. Johnson	T66	69-72-73-73	287	10,815.00
Esteban Toledo	T66	71-69-72-75	287	10,815.00
Jonathan Byrd	T69	67-70-71-80	288	10,552.50
Alex Cejka	T69	70-69-73-76	288	10,552.50
Billy Andrade	T71	70-70-75-74	289	10,237.50
Notah Begay III	T71	69-72-73-75	289	10,237.50
Jason Bohn	T71	72-68-76-73	289	10,237.50
Chris Smith	T71	71-70-70-78	289	10,237.50
Billy Mayfair	75	68-68-76-78	290	9,975.00
Brad Adamonis (Q)	T76	69-72-73-77	291	9,712.50
Tom Carter	T76	70-69-77-75	291	9,712.50
Joel Edwards	T76	69-72-71-79	291	9,712.50
Miguel A. Jimenez	T76	70-67-76-78	291	9,712.50
Jonathan Kaye	T80	73-66-73-80	292	9,397.50
Grant Waite	T80	72-69-75-76	292	9,397.50
Patrick Sheehan	82	71-69-76-78	294	9,240.00

 # Won playoff with a birdie-4 on the third extra hole

The following players did not finish (C=cut, W=withdrew, D=disqualified)

C—142-David Branshaw, Chad Campbell, Russ Cochran, Fred Funk, Lee Janzen, Tom Lehman, Spike McRoy, Dan Olsen, Deane Pappas, Jesper Parnevik, Chris Riley, Vaughn Taylor, Mike Weir. **143-**Olin Browne, Darren Clarke, Jason Dufner, Ken Duke, Jay Haas, Todd Hamilton, J.P. Hayes, Kent Jones, Cliff Kresge, Shigeki Maruyama, Arron Oberholser, Corey Pavin, Paul Stankowski, Roger Tambellini.**144-**Michael Allen, Stephen Ames, Jim Carter, Jay Delsing, Matt Kuchar, Len Mattiace, Patrick Moore, Tommy Tolles. **145-**Mathias Gronberg, J.L. Lewis, Kevin Na, Ryan Palmer, Craig Perks, Brandt Snedeker, David Toms. **146-**Craig Barlow, Jeff Brehaut, Bob Burns, Stewart Cink, Jeff Maggert, Brenden Pappas, Steve Pate.**147-**Briny Baird, Danny Briggs, Darrell Kestner, Carl Pettersson, John Riegger. **148-**Carl Alexander, Rich Barcelo, Mark Brooks, Lucas Glover, Blaine McCallister. **150-**John Maginnes, Jay Williamson. **151-**Steve Allan, Thomas Bjorn. **152-**Woody Austin, Craig Thomas, **153-**Keith Clearwater, Hirofumi Miyase. **156-**Heath Wassem. **157-**David Gossett. **160-**Fulton Allem. **163-**Robert Deruntz. **W—75-**Duffy Waldorf. **D—75-**Guy Boros. **138-**Jeff Sluman.

Championship Summaries

2005

Padraig Harrington

Westchester CC
Harrison, NY
Par: 36-35–71

Purse: $5,750,000
June 23-26, 2005
Yards: 6,839

LEADERS: First Round—Jim Furyk at 6-under-par 65 led John Rollins, Brian Bateman, Vijay Singh, Kenny Perry, Ian Leggatt and Hidemichi Tanaka by three strokes. **Second Round**—Furyk moved to 8-under-par 134 to lead Brian Gay by one stroke. Perry, Tanaka, Padraig Harrington, John Senden and Len Mattiace were two behind. **Third Round**—Furyk and Harrington shared the lead at 9-under-par 204. Gay and Brad Faxon were two behind while Perry, Senden and Singh were three back.

CUT: 73 players at 3-over-par 145 from a field of 156 professionals.

PRO-AM: $10,000. Morning Pro-Am, Kenny Perry, Harrison Frazar, Jim Furyk, 58, $1,333. Afternoon Pro-Am was rained out.

WEATHER: Thursday: Sunny and pleasant with a high of 78 in the late afternoon. Light winds S 5-10 mph. Friday: Sunny skies and a high temperature of 84 with SW winds 8-15 mph. Saturday: Mostly sunny with a high of 91. SW winds 8-15 mph. Sunday: Partly cloudy with a high of 89. Winds SW 5-10 mph.

Player	Pos.	Score		Official Money
PADRAIG HARRINGTON	**1**	**71-65-68-70**	**274**	**$1,035,000.00**
Jim Furyk	2	65-69-70-71	275	621,000.00
Brad Faxon	T3	72-68-66-73	279	299,000.00
Brian Gay	T3	69-66-71-73	279	299,000.00
Kenny Perry	T3	68-68-72-71	279	299,000.00
Dean Wilson	6	72-71-66-71	280	207,000.00
Justin Leonard	T7	72-71-67-71	281	173,218.75
Billy Mayfair	T7	72-68-75-66	281	173,218.75
John Senden	T7	69-67-72-73	281	173,218.75
Vijay Singh	T7	68-71-69-73	281	173,218.75
Tom Pernice, Jr.	11	70-69-72-71	282	143,750.00
Jeff Brehaut	T12	70-70-72-71	283	112,700.00
Tim Clark	T12	74-70-68-71	283	112,700.00
Chris DiMarco	T12	71-72-69-71	283	112,700.00
Dudley Hart	T12	71-69-70-73	283	112,700.00
Len Mattiace	T12	71-65-73-74	283	112,700.00
Brett Quigley	T17	73-68-68-75	284	89,125.00
Loren Roberts	T17	74-69-72-69	284	89,125.00
J.P. Hayes	T19	70-72-73-70	285	74,750.00
Franklin Langham	T19	73-71-68-73	285	74,750.00
Omar Uresti	T19	70-73-74-68	285	74,750.00
Michael Allen	T22	72-71-74-69	286	48,012.50
Craig Barlow	T22	76-67-71-72	286	48,012.50
Sergio Garcia	T22	72-71-73-70	286	48,012.50
Lucas Glover	T22	70-73-72-71	286	48,012.50
Paul Gow	T22	70-74-70-72	286	$48,012.50
Michael Long	T22	72-71-71-72	286	48,012.50
Greg Owen	T22	72-73-71-70	286	48,012.50
Pat Perez	T22	70-71-68-77	286	48,012.50
Kevin Sutherland	T22	70-68-74-74	286	48,012.50
Hidemichi Tanaka	T22	68-68-75-75	286	48,012.50
Woody Austin	T32	72-73-70-72	287	30,475.00
Tom Byrum	T32	70-71-75-71	287	30,475.00
Fred Funk	T32	69-73-74-71	287	30,475.00
Lee Janzen	T32	73-72-71-71	287	30,475.00
Neal Lancaster	T32	72-71-70-74	287	30,475.00
Stephen Leaney	T32	72-73-68-74	287	30,475.00
Ian Leggatt	T32	68-73-71-75	287	30,475.00
Graeme McDowell (S)	T32	73-71-67-76	287	30,475.00
Briny Baird	T40	74-70-70-74	288	21,850.00
Matt Gogel	T40	71-74-70-73	288	21,850.00
Mathias Gronberg (Q)	T40	70-70-71-77	288	21,850.00
Joe Ogilvie	T40	69-71-75-73	288	21,850.00
Corey Pavin	T40	77-64-74-73	288	21,850.00
Joey Snyder III	T40	74-71-73-70	288	21,850.00
Danny Briggs	T46	72-72-72-73	289	15,939.00
Bill Glasson	T46	70-71-78-70	289	15,939.00
J.L. Lewis	T46	69-73-72-75	289	15,939.00
Hunter Mahan	T46	75-67-73-74	289	15,939.00
Sean O'Hair	T46	72-69-72-76	289	15,939.00
Alex Cejka	T51	72-72-76-70	290	$13,531.67
Robert Damron	T51	76-69-73-72	290	13,531.67
Ryan Moore (S)	T51	71-74-73-72	290	13,531.67
Heath Slocum	T51	74-71-72-73	290	13,531.67
Todd Fischer	T51	74-70-68-78	290	13,531.66
Larry Mize (S)	T51	70-73-70-77	290	13,531.66
Brian Bateman	T57	68-77-70-76	291	12,822.50
Steve Elkington	T57	74-71-74-72	291	12,822.50
Tjaart van der Walt (S)	T57	73-72-74-72	291	12,822.50
Charlie Wi	T57	72-69-75-75	291	12,822.50
Fredrik Jacobson	T61	72-71-72-77	292	12,477.50
Justin Rose	T61	74-68-76-74	292	12,477.50
Gavin Coles	T63	72-73-70-78	293	12,190.00
John Rollins	T63	68-74-72-79	293	12,190.00
Patrick Sheehan	T63	69-75-75-74	293	12,190.00
Brendan Jones	T66	72-71-72-79	294	11,845.00
Rocco Mediate	T66	77-67-77-73	294	11,845.00
Jeff Sluman	T66	71-74-74-75	294	11,845.00
Mark Calcavecchia	69	76-69-77-74	296	11,615.00
Billy Andrade	70	72-73-73-80	298	11,500.00
Steve Allan	71	71-74-77-77	299	11,385.00
Tom Gillis	72	71-71-77-84	303	11,270.00

(Q)=Open Qualifier; (S)=Sponsor Exemption; (T)=Tie

The following players did not finish (C=cut, W=withdrew)

C—146-John Elliott, Paul Goydos, Hunter Haas, Scott Hend, Tim Petrovic, Chris Smith, **147**-Fred Couples, Scott Gutschewski, Jay Haas, David Hearn, J.J. Henry, P.H. Horgan III, John Huston, Hank Kuehne, Joey Sindelar, Darron Stiles, Duffy Waldorf, **148**-Justin Bolli, GW Cable, James Driscoll, Jeff Hart, Glen Hnatiuk, Nick O'Hern, Rob Rashell, Mario Tiziani, Bo Van Pelt, Jay Williamson, **149**-Cameron Beckman, D.J. Brigman, Jim Carter, K.J. Choi, Daniel Chopra, John Cook, Harrison Frazar, Kent Jones, Tom Kite, Steve Lowery, Will MacKenzie, Dennis Paulson, Hideto Tanihara, Nick Watney, Brett Wetterich, **150**-Chris M. Anderson, Tag Ridings, **151**-Paul Azinger, Paul Claxton, Marco Dawson, Joe Durant, David Duval, Gabriel Hjertstedt, Peter Jacobsen, Brad Lardon, Craig Parry, Carl Paulson, D.A. Points, D.J. Trahan, **152**-Jason Allred, Mark Brooks, Jose Coceres, John Maginnes, Kevin Na, Phillip Price, Hal Sutton, Charles Warren, **153**-Doug Barron, Bradley Hughes, Andrew Magee, Tom Sutter, Euan Walters, Mark Wilson, **154**-Spencer Levin, **155**-Bart Bryant, Craig Perks, Chris Riley, **157**-Bob Heintz, **159**-Matt Davidson, **160**-Roland Thatcher, **161**-Kevin Stadler, **166**-Shawn Baker. **W—80**-Wes Short, Jr., **79**-Rory Sabbatini, **78**-Jonathan Kaye, **74**-Ken Green, 140-Skip Kendall.

2006

Vijay Singh

Westchester CC
Harrison, NY
Par: 36-35–71

Purse: $5,750,000
June 8-11, 2006
Yards: 6,839

LEADERS: First Round–Adam Scott at 6-under-par 65 led David Howell and Billy Andrade by one stroke. Fredrik Jacobson was two back. **Second Round**–Vijay Singh and Howell moved to 8-under-par 134 to lead Jacobson by one stroke and Andrade and Joey Sindelar by two. **Third Round**–Andrade at 8-under-par 205 led Scott and Singh by one stroke. Brett Quigley, Howell and Jacobson were two back.

CUT: 84 players at 1-over-par 143 from a field of 156 professionals.

PRO-AM: Morning: $5,000. Jonathan Kaye, 55, $2,000; Afternoon: $5,000. Canceled due to heavy rain; 27 players split the purse ($185.19).

WEATHER: Due to heavy rain on Wednesday, players were allowed "preferred lies" in closely mown areas for the first three rounds. Thursday: Cloudy and cool with off-and-on drizzle and temperatures reaching 65, NW winds 8-10 mph. Friday: Partly cloudy with temperatures reaching 70 degrees. Winds 6-10 mph. Saturday: Partly sunny and windy with temperatures up to 64 degrees with NW winds gusting to 30 mph. Sunday: Mostly sunny with a high of 68; W winds 10-15 mph with gusts up to 25 mph.

Player	Pos.	Score		Official Money
VIJAY SINGH	**1**	**70-64-72-68**	**274**	**$1,035,000.00**
Adam Scott	2	65-72-69-70	276	621,000.00
Billy Andrade	T3	66-70-69-72	277	333,500.00
Brett Quigley	T3	71-66-70-70	277	333,500.00
Luke Donald	T5	72-65-71-70	278	201,968.75
Fredrik Jacobson	T5	67-68-72-71	278	201,968.75
Tom Pernice, Jr.	T5	70-71-70-67	278	201,968.75
Jeff Sluman	T5	69-69-72-68	278	201,968.75
Jason Bohn	T9	76-64-72-67	279	155,250.00
Mathew Goggin (S)	T9	73-68-68-70	279	155,250.00
Ian Poulter	T9	72-71-65-71	279	155,250.00
Graeme McDowell	12	70-68-71-71	280	132,250.00
David Howell	T13	66-68-73-74	281	115,000.00
Trevor Immelman	T13	72-71-67-71	281	115,000.00
Ryuji Imada	T15	73-66-75-68	282	97,750.00
Jeff Maggert	T15	71-71-70-70	282	97,750.00
David Toms	T15	68-70-72-72	282	97,750.00
Brad Faxon	T18	70-72-73-68	283	69,985.72
Tom Lehman	T18	68-71-75-69	283	69,985.72
Geoff Ogilvy	T18	69-68-74-72	283	69,985.72
Stuart Appleby	T18	72-70-66-75	283	69,985.71
Phil Mickelson	T18	70-70-71-72	283	69,985.71
John Senden	T18	73-68-69-73	283	69,985.71
Bo Van Pelt	T18	71-69-70-73	283	69,985.71
Steve Elkington	T25	71-69-72-72	284	45,856.25
Joey Sindelar	T25	68-68-73-75	284	45,856.25
Kevin Sutherland	T25	70-67-73-74	284	45,856.25
Nick Watney	T25	71-69-74-70	284	45,856.25
Ben Crane	T29	71-66-77-71	285	35,773.22
Corey Pavin	T29	73-69-72-71	285	$35,773.22
Loren Roberts	T29	71-70-73-71	285	35,773.22
Retief Goosen	T29	71-72-69-73	285	35,773.21
Justin Leonard	T29	72-70-68-75	285	35,773.21
Jeff Overton (S)	T29	75-65-73-72	285	35,773.21
Mike Weir	T29	69-70-74-72	285	35,773.21
Michael Allen	T36	69-70-73-74	286	26,497.92
Padraig Harrington	T36	74-66-75-71	286	26,497.92
Sean O'Hair	T36	70-69-74-73	286	26,497.92
Rod Pampling	T36	72-70-72-72	286	26,497.92
Fred Funk	T36	72-67-71-76	286	26,497.91
Peter Lonard	T36	73-67-71-75	286	26,497.91
Chris DiMarco	T42	70-70-75-72	287	20,125.00
Jonathan Kaye	T42	73-70-69-75	287	20,125.00
Frank Lickliter II	T42	70-67-77-73	287	20,125.00
Hunter Mahan	T42	69-69-75-74	287	20,125.00
John Rollins	T42	75-68-69-75	287	20,125.00
Nathan Green	T47	69-73-71-75	288	14,969.17
Kent Jones	T47	69-71-75-73	288	14,969.17
Bernhard Langer	T47	70-73-74-71	288	14,969.17
Kenny Perry	T47	71-67-77-73	288	14,969.17
Paul Azinger	T47	69-71-73-75	288	14,969.16
Arron Oberholser	T47	68-69-74-77	288	14,969.16
John Cook	T53	70-70-76-73	289	13,248.00
Todd Hamilton	T53	71-71-75-72	289	13,248.00
Joe Ogilvie	T53	71-72-71-75	289	13,248.00
Ryan Palmer	T53	71-70-78-70	289	13,248.00
Bob Tway	T53	71-72-75-71	289	13,248.00
Craig Barlow	T58	72-70-74-74	290	12,707.50
J.P. Hayes	T58	70-68-72-80	290	$12,707.50
Jose Maria Olazabal	T58	72-68-75-75	290	12,707.50
Tag Ridings	T58	71-71-70-78	290	12,707.50
Charles Howell III	62	71-69-78-73	291	12,420.00
Tim Clark	T63	70-71-78-73	292	12,190.00
Ian Leggatt (S)	T63	73-70-73-76	292	12,190.00
Dean Wilson	T63	70-72-74-76	292	12,190.00
Robert Garrigus	T66	74-68-77-74	293	11,787.50
Brandt Jobe	T66	69-71-74-79	293	11,787.50
Daisuke Maruyama	T66	68-72-78-75	293	11,787.50
Billy Mayfair	T66	71-68-77-77	293	11,787.50
Doug Barron	T70	69-74-73-78	294	11,270.00
Shane Bertsch	T70	72-71-74-77	294	11,270.00
Kris Cox	T70	73-69-76-76	294	11,270.00
Joe Durant	T70	73-70-77-74	294	11,270.00
Lucas Glover	T70	72-66-77-79	294	11,270.00
Wes Short, Jr.	T75	72-68-77-78	295	10,867.50
Jay Williamson	T75	72-69-77-77	295	10,867.50
Arjun Atwal	T77	72-71-73-80	296	10,522.50
Carlos Franco	T77	72-71-77-76	296	10,522.50
Steve Jones	T77	69-70-79-78	296	10,522.50
Will MacKenzie	T77	72-70-76-78	296	10,522.50
Mark Calcavecchia	T81	71-70-80-76	297	10,177.50
Steve Flesch	T81	72-68-79-78	297	10,177.50
Fred Couples	83	73-69-73-83	298	10,005.00
Ron Whittaker	84	74-69-79-77	299	9,890.00

(S)=Sponsor Exemption; (T)=Tie

The following players did not finish (C=cut, W=withdrew)

C—146-John Elliott, Paul Goydos, Hunter Haas, Scott Hend, Tim Petrovic, Chris Smith, **147**-Fred Couples, Scott Gutschewski, Jay Haas, David Hearn, J.J. Henry, P.H. Horgan III, John Huston, Hank Kuehne, Joey Sindelar, Darron Stiles, Duffy Waldorf, **148**-Justin Bolli, GW Cable, James Driscoll, Jeff Hart, Glen Hnatiuk, Nick O'Hern, Rob Rashell, Mario Tiziani, Bo Van Pelt, Jay Williamson, **149**-Cameron Beckman, D.J. Brigman, Jim Carter, K.J. Choi, Daniel Chopra, John Cook, Harrison Frazar, Kent Jones, Tom Kite, Steve Lowery, Will MacKenzie, Dennis Paulson, Hideto Tanihara, Nick Watney, Brett Wetterich, **150**-Chris M. Anderson, Tag Ridings, **151**-Paul Azinger, Paul Claxton, Marco Dawson, Joe Durant, David Duval, Gabriel Hjertstedt, Peter Jacobsen, Brad Lardon, Craig Parry, Carl Paulson, D.A. Points, D.J. Trahan, **152**-Jason Allred, Mark Brooks, Jose Coceres, John Maginnes, Kevin Na, Phillip Price, Hal Sutton, Charles Warren, **153**-Doug Barron, Bradley Hughes, Andrew Magee, Tom Sutter, Euan Walters, Mark Wilson, **154**-Spencer Levin, **155**-Bart Bryant, Craig Perks, Chris Riley, **157**-Bob Heintz, **159**-Matt Davidson, **160**-Roland Thatcher, **161**-Kevin Stadler, **166**-Shawn Baker. **W—80**-Wes Short, Jr., **79**-Rory Sabbatini, **78**-Jonathan Kaye, **74**-Ken Green, 140-Skip Kendall.

Championship Summaries

2007

Steve Stricker

Westchester Country Club **August 23-26, 2007** **FedExCup Points: 50,000** **Purse: $7,000,000**
Harrison, NY **Par/Yards: 36-35—71/6,839**

LEADERS

First Round
Rory Sabbatini ..... 63 (-8)
K.J. Choi ..... 64 (-7)
Rich Beem ..... 64 (-7)
Brian Gay ..... 65 (-6)
Steve Flesch ..... 65 (-6)
Carl Pettersson ..... 65 (-6)
Ernie Els ..... 65 (-6)
Steve Stricker 67 (T11)

Second Round
K.J. Choi ..... 130 (-12)
Rich Beem ..... 132 (-10)
Steve Stricker ..... 134 (-8)
Geoff Ogilvy ..... 134 (-8)
Rory Sabbatini ..... 134 (-8)
Kenny Perry ..... 136 (-6)
Anthony Kim ..... 136 (-6)
Ernie Els ..... 136 (-6)
Sergio Garcia ..... 136 (-6)
Retief Goosen ..... 136 (-6)
Adam Scott ..... 136 (-6)
Bill Haas ..... 136 (-6)

Third Round
Steve Stricker ..... 199 (-14)
K.J. Choi ..... 200 (-13)
Hunter Mahan ..... 201 (-12)
Rich Beem ..... 201 (-12)
Woody Austin ..... 203 (-10)
Geoff Ogilvy ..... 203 (-10)

CUT: 75 players at even-par 140 from a field of 138 professionals.

NOTEWORTHY: Steve Stricker won his first PGA TOUR event since 2001 at the first event in the PGA TOUR Playoffs for the FedExCup. Stricker birdied four of the final five holes in the final round to overtake K.J. Choi. Stricker jumped to No. 1 in the FedExCup points standings with the victory. Hunter Mahan's third-round 62 tied the par-71 Westchester Country Club course record held by Dan Sikes, Jim Wright and Peter Jacobsen.

WEATHER: Thursday: Mostly cloudy with a high of 72 degrees. Friday: Partly cloudy with dense early-morning fog. High of 82. Saturday: Warmer and humid, with a high of 90. Sunday: Mostly cloudy with a high of 83.

Player	Pos.	Score			Official Money
STEVE STRICKER	**1**	**67-67-65-69**	**268**	**9,000**	**$1,260,000.00**
K.J. Choi	2	64-66-70-70	270	5,400	756,000.00
Rory Sabbatini	3	63-71-69-68	271	3,400	476,000.00
Mark Calcavecchia	T4	67-75-65-65	272	2,067	289,333.34
Ernie Els	T4	65-71-68-68	272	2,067	289,333.33
Geoff Ogilvy	T4	68-66-69-69	272	2,067	289,333.33
Rich Beem	T7	64-68-69-72	273	1,613	225,750.00
Phil Mickelson	T7	67-70-69-67	273	1,613	225,750.00
Robert Garrigus	T9	70-70-68-66	274	1,350	189,000.00
Jerry Kelly	T9	67-70-69-68	274	1,350	189,000.00
Ian Poulter	T9	70-67-70-67	274	1,350	189,000.00
Woody Austin	T12	69-68-66-72	275	1,100	154,000.00
Steve Flesch	T12	65-72-67-71	275	1,100	154,000.00
Justin Rose	T14	70-68-70-68	276	900	126,000.00
Adam Scott	T14	67-69-72-68	276	900	126,000.00
Heath Slocum	T14	66-73-67-70	276	900	126,000.00
Tim Clark	T17	69-68-72-68	277	725	101,500.00
Bob Heintz	T17	69-73-70-65	277	725	101,500.00
Anthony Kim	T17	68-68-71-70	277	725	101,500.00
Hunter Mahan	T17	70-69-62-76	277	725	101,500.00
Ryan Armour	T21	72-67-70-69	278	540	75,600.00
Arron Oberholser	T21	67-70-68-73	278	540	75,600.00
Tim Petrovic	T21	69-69-68-72	278	540	75,600.00
Camilo Villegas	T21	68-70-73-67	278	540	75,600.00
Aaron Baddeley	T25	71-67-70-71	279	350	49,035.00
Stewart Cink	T25	72-67-73-67	279	350	49,035.00
Jason Dufner	T25	73-69-68-69	279	350	$49,035.00
Jim Furyk	T25	70-69-71-69	279	350	49,035.00
Sergio Garcia	T25	69-67-70-73	279	350	49,035.00
Zach Johnson	T25	68-71-70-70	279	350	49,035.00
Sean O'Hair	T25	73-69-69-68	279	350	49,035.00
Kenny Perry	T25	69-67-68-75	279	350	49,035.00
Brett Quigley	T25	67-73-72-67	279	350	49,035.00
Nick Watney	T25	70-72-68-69	279	350	49,035.00
Padraig Harrington	T35	71-68-70-71	280	241	33,775.00
Matt Kuchar	T35	69-68-69-74	280	241	33,775.00
Nick O'Hern	T35	71-66-70-73	280	241	33,775.00
Rod Pampling	T35	69-72-69-70	280	241	33,775.00
Scott Verplank	T35	68-71-69-72	280	241	33,775.00
Boo Weekley	T35	71-67-72-70	280	241	33,775.00
Briny Baird	T41	66-75-71-69	281	175	24,500.00
Brian Gay	T41	65-73-72-71	281	175	24,500.00
J.B. Holmes	T41	76-66-65-74	281	175	24,500.00
Doug LaBelle II	T41	69-73-71-68	281	175	24,500.00
Frank Lickliter II	T41	71-69-70-71	281	175	24,500.00
Davis Love III	T41	69-69-72-71	281	175	24,500.00
Mike Weir	T41	69-73-72-67	281	175	24,500.00
Fred Funk	T48	71-69-73-69	282	126	17,593.34
Tim Herron	T48	71-70-71-70	282	126	17,593.34
Paul Goydos	T48	71-69-66-76	282	126	17,593.33
Bill Haas	T48	68-68-72-74	282	126	17,593.33
Charley Hoffman	T48	69-72-70-71	282	126	17,593.33
Troy Matteson	T48	70-71-70-71	282	126	$17,593.33
Brian Davis	T54	68-71-70-74	283	114	15,890.00
J.P. Hayes	T54	75-67-71-70	283	114	15,890.00
Fredrik Jacobson	T54	70-67-77-69	283	114	15,890.00
Cliff Kresge	T54	69-70-72-72	283	114	15,890.00
Corey Pavin	T54	68-73-72-70	283	114	15,890.00
John Rollins	T54	71-71-70-71	283	114	15,890.00
Joe Durant	T60	71-69-72-72	284	108	15,120.00
Retief Goosen	T60	68-68-74-74	284	108	15,120.00
Vaughn Taylor	T60	71-71-77-65	284	108	15,120.00
D.J. Trahan	T60	73-68-70-73	284	108	15,120.00
Dean Wilson	T60	74-68-68-74	284	108	15,120.00
Bart Bryant	T65	72-70-70-73	285	104	14,490.00
Andrew Buckle	T65	71-69-71-74	285	104	14,490.00
Bob Estes	T65	70-72-71-72	285	104	14,490.00
Johnson Wagner	T65	73-69-76-67	285	104	14,490.00
Nathan Green	T69	72-70-74-70	286	101	14,070.00
Steve Marino	T69	72-69-74-71	286	101	14,070.00
Jason Gore	71	72-67-75-73	287	99	13,860.00
Jeff Maggert	T72	66-73-73-76	288	97	13,580.00
John Mallinger	T72	68-72-74-74	288	97	13,580.00
Carl Pettersson	T72	65-72-74-77	288	97	13,580.00
Rocco Mediate	75	69-73-74-74	290	95	13,300.00

(Q)=Open Qualifier; (S)=Sponsor Exemption; T=Tie

The following players did not finish (C=cut, W=withdrew)

C—143-Angel Cabrera, Alex Cejka, Luke Donald, Steve Elkington, Lucas Glover, Anders Hansen, Ryan Moore, Charles Warren, Bubba Watson, **144**-Steve Allan, Brian Bateman, Mathew Goggin, John Merrick, Kevin Na, Jeff Overton, Jesper Parnevik, David Toms, Bo Van Pelt, Charlie Wi, Mark Wilson, **145**-Billy Andrade, Chad Campbell, Tom Lehman, Shigeki Maruyama, Billy Mayfair, Shaun Micheel, Tom Pernice, Jr., Brandt Snedeker, **146**-Jonathan Byrd, Chris DiMarco, Craig Kanada, Justin Leonard, Will MacKenzie, John Senden, Vijay Singh, Bob Tway, Brett Wetterich, **147**-Jeff Gove, J.J. Henry, Ryuji Imada, George McNeill, Pat Perez, Ted Purdy, **148**-Robert Allenby, Ken Duke, Trevor Immelman, Henrik Stenson, Kevin Sutherland, **149**-Stuart Appleby, Ben Curtis, Michael Putnam, **150**-Tommy Armour III, Jose Coceres, Harrison Frazar, Charles Howell III, Joe Ogilvie, Jeff Quinney, **151**-Peter Lonard, **153**-Kevin Stadler, **159**-Daniel Chopra. **W—**Gavin Coles, **76**-Stephen Leaney, Tripp Isenhour.

Championship Summaries

2008

Vijay Singh

Ridgewood Country Club **August 21-24, 2008** **FedExCup Points: 190,000** **Purse: $7,000,000**
Paramus, NJ **Par/Yards: 35-36—71/7,319**

LEADERS

First Round	
Hunter Mahan	62 (-9)
Paul Casey	66 (-5)
Kevin Streelman	67 (-4)
Matthew Goggin	67 (-4)
Charley Hoffman	67 (-4)
Dudley Hart	67 (-4)
Vijay Singh	**70 (T25)**

Second Round	
Steve Stricker	132 (-10)
Hunter Mahan	135 (-7)
Dudley Hart	136 (-6)
Angel Cabrera	136 (-6)
Kenny Perry	136 (-6)
Vijay Singh	**140 (T21)**

Third Round	
Kevin Streelman	205 (-8)
Vijay Singh	**206 (-7)**
Mike Weir	206 (-7)
Paul Casey	206 (-7)
Sergio Garcia	206 (-7)
Five Players	208 (-5)

CUT: 36-hole cut of 72 players at 1-over-par 143 from a field of 135 professionals.

NOTEWORTHY: Vijay Singh won The Barclays for the fourth time in his career with a playoff victory over Kevin Sutherland and Sergio Garcia. Sutherland was eliminated on the first playoff hole as Singh and Garcia both made birdie putts of more than 26 feet. Singh won on the following hole over Garcia with a tap-in birdie on the par-5 17th hole.

WEATHER: Thursday: Cool start to the day, with a low of 55. Highs in the low 80s with wind from the SE 5-10 mph. Friday: More of the same with lows in the high 50s and the high reaching 83 and similar wind to Thursday. Saturday: Partly cloudy and warm with highs reaching 84. Sunday: Patchy morning fog, warm sunny skies breaking through. S-SW wind from 5-10 mph. Low was 62 degrees with the high reaching 83.

Player	Pos.	Score			Official Money
VIJAY SINGH#	**1**	**70-70-66-70**	**276**	**11,000**	**$1,260,000.00**
Sergio Garcia	T2	70-67-69-70	276	6,400	616,000.00
Kevin Sutherland	T2	70-69-69-68	276	6,400	616,000.00
Mathew Goggin	T4	67-74-69-67	277	4,067	289,333.34
Ben Curtis	T4	71-68-70-68	277	4,067	289,333.33
Kevin Streelman	T4	67-70-68-72	277	4,067	289,333.33
Paul Casey	T7	66-71-69-72	278	3,455	203,700.00
Martin Laird	T7	70-69-72-67	278	3,455	203,700.00
Justin Leonard	T7	70-70-71-67	278	3,455	203,700.00
Nicholas Thompson	T7	75-68-68-67	278	3,455	203,700.00
Mike Weir	T7	72-67-67-72	278	3,455	203,700.00
K.J. Choi	T12	74-69-68-68	279	2,921	129,000.00
Ken Duke	T12	72-71-67-69	279	2,921	129,000.00
Jim Furyk	T12	70-71-68-70	279	2,921	129,000.00
Dudley Hart	T12	67-69-73-70	279	2,921	129,000.00
Anthony Kim	T12	70-67-72-70	279	2,921	129,000.00
Scott Verplank	T12	73-70-67-69	279	2,921	129,000.00
Bubba Watson	T12	68-70-71-70	279	2,921	129,000.00
Stuart Appleby	T19	71-70-68-71	280	2,606	84,840.00
Angel Cabrera	T19	69-67-72-72	280	2,606	84,840.00
Jerry Kelly	T19	72-70-71-67	280	2,606	84,840.00
Phil Mickelson	T19	70-70-72-68	280	2,606	84,840.00
Steve Stricker	T19	68-64-77-71	280	2,606	84,840.00
Glen Day	T24	70-71-70-70	281	2,396	55,400.00
Tim Herron	T24	69-71-73-68	281	2,396	55,400.00
J.B. Holmes	T24	71-71-73-66	281	2,396	$55,400.00
Jesper Parnevik	T24	68-72-72-69	281	2,396	55,400.00
Rory Sabbatini	T24	70-70-72-69	281	2,396	55,400.00
Patrick Sheehan	T24	69-70-70-72	281	2,396	55,400.00
Mark Wilson	T24	72-70-71-68	281	2,396	55,400.00
Jason Day	T31	74-68-66-74	282	2,284	39,700.00
Hunter Mahan	T31	62-73-74-73	282	2,284	39,700.00
Billy Mayfair	T31	70-70-73-69	282	2,284	39,700.00
George McNeill	T31	68-70-73-71	282	2,284	39,700.00
Kevin Na	T31	72-70-68-72	282	2,284	39,700.00
John Senden	T31	71-70-72-69	282	2,284	39,700.00
Jay Williamson	T31	74-68-70-70	282	2,284	39,700.00
Robert Allenby	T38	69-73-66-75	283	2,190	26,600.00
Eric Axley	T38	78-65-68-72	283	2,190	26,600.00
Stewart Cink	T38	73-70-70-70	283	2,190	26,600.00
Tim Clark	T38	70-69-73-71	283	2,190	26,600.00
Brian Davis	T38	69-74-70-70	283	2,190	26,600.00
Charley Hoffman	T38	67-71-74-71	283	2,190	26,600.00
John Merrick	T38	69-71-70-73	283	2,190	26,600.00
Jeff Overton	T38	74-67-68-74	283	2,190	26,600.00
Tim Petrovic	T38	71-72-69-71	283	2,190	26,600.00
Brett Quigley	T38	71-69-71-72	283	2,190	26,600.00
Briny Baird	T48	69-71-69-75	284	2,124	17,400.00
Justin Bolli	T48	71-71-72-70	284	2,124	17,400.00
Lee Janzen	T48	71-69-72-72	284	2,124	17,400.00
John Mallinger	T48	70-73-69-72	284	2,124	$17,400.00
Kenny Perry	T48	69-67-72-76	284	2,124	17,400.00
Carl Pettersson	T48	72-70-71-71	284	2,124	17,400.00
Dean Wilson	T48	72-70-67-75	284	2,124	17,400.00
Rich Beem	T55	68-74-71-72	285	2,112	15,680.00
Jonathan Byrd	T55	72-70-73-70	285	2,112	15,680.00
Steve Elkington	T55	71-71-71-72	285	2,112	15,680.00
Lucas Glover	T55	70-70-75-70	285	2,112	15,680.00
Bill Haas	T55	71-68-71-75	285	2,112	15,680.00
J.J. Henry	T55	70-72-74-69	285	2,112	15,680.00
Andres Romero	T55	72-68-77-68	285	2,112	15,680.00
Ryan Palmer	T62	69-69-72-76	286	2,108	15,050.00
Nick Watney	T62	71-69-75-71	286	2,108	15,050.00
Frank Lickliter II	64	71-71-71-74	287	2,106	14,840.00
Michael Allen	T65	73-67-75-73	288	2,104	14,560.00
Chad Campbell	T65	71-72-69-76	288	2,104	14,560.00
Charlie Wi	T65	72-71-72-73	288	2,104	14,560.00
Richard S. Johnson	T68	74-69-74-72	289	2,102	14,210.00
Brandt Snedeker	T68	71-71-73-74	289	2,102	14,210.00
Trevor Immelman	70	70-71-76-73	290	2,100	14,000.00
Bo Van Pelt	71	67-74-70-80	291	2,099	13,860.00
Paul Goydos	72	70-72-77-76	295	2,098	13,720.00

 # Won with a birdie-4 on the second playoff hole (17th). Sutherland eliminated on the first playoff hole (18th) when Singh and Garcia made birdies.

The following players did not finish (C=cut, W=withdrew)

C—144-Woody Austin, Aaron Baddeley, Ernie Els, Steve Flesch, Jason Gore, Nathan Green, Dustin Johnson, Greg Kraft, Cliff Kresge, Matt Kuchar, Tom Lehman, Troy Matteson, Jon Mills, Sean O'Hair, Tom Pernice, Jr., Jeff Quinney, John Rollins, Heath Slocum, Camilo Villegas, **145**-Stephen Ames, Daniel Chopra, Brian Gay, Padraig Harrington, Charles Howell III, Zach Johnson, Geoff Ogilvy, Corey Pavin, Ian Poulter, David Toms, Boo Weekley, **146**-Shane Bertsch, Retief Goosen, Steve Marino, Johnson Wagner, **147**-Fred Couples, Ben Crane, James Driscoll, Rocco Mediate, Joe Ogilvie, Rod Pampling, Chez Reavie, D.J. Trahan, **148**-Brad Adamonis, Tommy Armour III, Bart Bryant, Fredrik Jacobson, Peter Lonard, Steve Lowery, Scott McCarron, Parker McLachlin, **149**-Mark Calcavecchia, Chris DiMarco, Matt Jones, Nick O'Hern, Pat Perez, Vaughn Taylor, **150**-Michael Letzig, Adam Scott, **151**-Ryuji Imada, Charles Warren, **152**-Joe Durant, Tim Wilkinson, **154**-Ryan Moore.

Championship Summaries

2009

Heath Slocum

Liberty National
Jersey City, NJ

August 27-30, 2009

FedExCup Points: 2,500 (1st)
Par/Yards: 36-35—71/7,419

Purse: $7,500,000

LEADERS

First Round	
Paul Goydos	65 (-6)
Steve Marino	65 (-6)
Sergio Garcia	65 (-6)
Webb Simpson	66 (-5)
Fredrik Jacobson	66 (-5)
Heath Slocum	**66 (-5)**
Charley Hoffman	66 (-5)

Second Round	
Webb Simpson	134 (-8)
Paul Goydos	136 (-6)
Steve Marino	136 (-6)
Fredrik Jacobson	138 (-4)
Heath Slocum	**138 (-4)**
Ian Poulter	139 (-3)
Steve Stricker	139 (-3)
Richard S. Johnson	139 (-3)

Third Round	
Paul Goydos	208 (-9)
Steve Marino	208 (-9)
Fredrik Jacobson	210 (-7)
Webb Simpson	210 (-7)
Steve Stricker	211 (-6)
Heath Slocum	**212 (-5)**
Tiger Woods	213 (-4)
Zach Johnson	213 (-4)
Padraig Harrington	213 (-4)
Matt Kuchar	213 (-4)
Ian Poulter	213 (-4)

CUT: 77 players at 5-over-147 from a field of 124 professionals. (Paul Casey withdrew prior to play with an injury.)

WEATHER: Thursday: Partly cloudy and cool in the morning and sunny in the afternoon with a high near 80 degrees. N-NE winds at 6-12 mph, shifting to SE later in the day. Friday: Showers throughout the day. A total of 2 inches of rain fell. Cold and blustery conditions with high of 70. Easterly winds at 6-12 mph in the morning and 10-20 mph in the afternoon. Saturday: Due to the weather forecast for rain overnight and early Saturday morning, tee times were delayed to 10:48 a.m., with three somes off No. 1 and No. 10. Sunday: Light rain in the morning before 7a.m. The sun broke through at midmorning. High of 85. Winds W 12-22 mph.

Player	Pos.	Score			Official Money
HEATH SLOCUM	**1**	**66-72-70-67**	**275**	**2,500.00**	**$1,350,000.00**
Ernie Els	T2	72-68-70-66	276	950.00	495,000.00
Padraig Harrington	T2	67-75-67-67	276	950.00	495,000.00
Steve Stricker	T2	69-70-68-69	276	950.00	495,000.00
Tiger Woods	T2	70-72-67-67	276	950.00	495,000.00
Fredrik Jacobson	T6	66-72-68-71	277	475.00	260,625.00
Nick Watney	T6	68-73-69-67	277	475.00	260,625.00
Webb Simpson	8	66-68-72-72	278	425.00	232,500.00
Paul Goydos	T9	65-71-68-75	279	375.00	202,500.00
Ian Poulter	T9	67-72-70-70	279	375.00	202,500.00
Scott Verplank	T9	73-70-68-68	279	375.00	202,500.00
Jason Day	T12	70-73-70-67	280	303.33	157,500.00
Brian Gay	T12	70-72-71-67	280	303.33	157,500.00
Brandt Snedeker	T12	72-75-67-66	280	303.33	157,500.00
Robert Allenby	T15	68-75-69-69	281	270.00	120,000.00
Jim Furyk	T15	69-73-70-69	281	270.00	120,000.00
Dustin Johnson	T15	70-74-73-64	281	270.00	120,000.00
Steve Marino	T15	65-71-68-77	281	270.00	120,000.00
Greg Owen	T15	71-74-65-71	281	270.00	120,000.00
Lee Janzen	T20	68-75-70-69	282	247.50	87,375.00
Hunter Mahan	T20	72-72-68-70	282	247.50	87,375.00
Troy Matteson	T20	71-71-69-71	282	247.50	87,375.00
Y.E. Yang	T20	71-72-68-71	282	247.50	87,375.00
Jonathan Byrd	T24	72-74-67-70	283	227.50	63,937.50
Tim Clark	T24	71-70-71-71	283	227.50	$63,937.50
Bill Haas	T24	72-70-69-72	283	227.50	63,937.50
Kevin Na	T24	73-72-71-67	283	227.50	63,937.50
Stewart Cink	T28	70-72-71-71	284	210.00	53,250.00
Zach Johnson	T28	70-72-67-75	284	210.00	53,250.00
Matt Kuchar	T28	68-73-68-75	284	210.00	53,250.00
Luke Donald	T31	73-69-73-70	285	177.50	39,900.00
Sergio Garcia	T31	65-76-74-70	285	177.50	39,900.00
Charley Hoffman	T31	66-74-71-74	285	177.50	39,900.00
J.B. Holmes	T31	73-73-69-70	285	177.50	39,900.00
Richard S. Johnson	T31	68-71-73-73	285	177.50	39,900.00
Justin Leonard	T31	68-75-72-70	285	177.50	39,900.00
D.A. Points	T31	70-71-74-70	285	177.50	39,900.00
David Toms	T31	67-75-71-72	285	177.50	39,900.00
Bo Van Pelt	T31	70-74-66-75	285	177.50	39,900.00
Mike Weir	T31	71-71-72-71	285	177.50	39,900.00
Fred Couples	T41	71-76-69-70	286	140.00	27,750.00
Ben Crane	T41	74-73-69-70	286	140.00	27,750.00
Rod Pampling	T41	68-73-69-76	286	140.00	27,750.00
Justin Rose	T41	73-72-69-72	286	140.00	27,750.00
Boo Weekley	T41	75-70-74-67	286	140.00	27,750.00
Chad Campbell	T46	72-75-70-70	287	112.50	20,400.00
Bob Estes	T46	73-74-70-70	287	112.50	20,400.00
Davis Love III	T46	70-75-72-70	287	112.50	20,400.00
John Mallinger	T46	74-72-70-71	287	112.50	20,400.00
Tim Petrovic	T46	69-76-74-68	287	112.50	20,400.00
Chris Riley	T46	72-75-70-70	287	112.50	20,400.00
Harrison Frazar	T52	73-71-72-72	288	82.50	17,400.00
Jerry Kelly	T52	72-74-76-66	288	82.50	$17,400.00
Anthony Kim	T52	75-71-71-71	288	82.50	17,400.00
Phil Mickelson	T52	70-75-74-69	288	82.50	17,400.00
Kenny Perry	T52	71-75-71-71	288	82.50	17,400.00
Kevin Sutherland	T52	69-76-75-68	288	82.50	17,400.00
Cameron Beckman	T58	70-72-74-73	289	52.50	16,425.00
Daniel Chopra	T58	77-69-71-72	289	52.50	16,425.00
James Nitties	T58	71-75-73-70	289	52.50	16,425.00
Adam Scott	T58	75-72-72-70	289	52.50	16,425.00
Kevin Streelman	T58	68-78-69-74	289	52.50	16,425.00
Mark Wilson	T58	72-75-72-70	289	52.50	16,425.00
Bill Lunde	T64	70-73-71-76	290	30.00	15,750.00
John Senden	T64	72-73-71-74	290	30.00	15,750.00
Vaughn Taylor	T64	71-76-69-74	290	30.00	15,750.00
J.J. Henry	T67	72-73-74-72	291	15.00	15,300.00
Brett Quigley	T67	70-77-72-72	291	15.00	15,300.00
Charlie Wi	T67	73-73-73-72	291	15.00	15,300.00
Retief Goosen	T70	70-74-74-74	292	4.90	14,850.00
Charles Howell III	T70	76-70-72-74	292	4.90	14,850.00
Ryan Moore	T70	68-78-77-69	292	4.90	14,850.00
Alex Cejka	T73	71-72-77-73	293	4.60	14,400.00
Jeff Overton	T73	72-71-77-73	293	4.60	14,400.00
John Rollins	T73	71-73-73-76	293	4.60	14,400.00
Joe Ogilvie	76	73-72-78-76	299	4.40	14,100.00
Todd Hamilton	77	71-74-79-76	300	4.30	13,950.00

The following players did not finish (C=cut, W=withdrew)

C—148-Matt Bettencourt, Jason Bohn, Mark Calcavecchia, Nathan Green, George McNeill, John Merrick, Bubba Watson, **149**-Stephen Ames, K.J. Choi, Scott McCarron, Bryce Molder, Rory Sabbatini, **150**-Aaron Baddeley, Briny Baird, James Driscoll, Jason Dufner, Robert Garrigus, Jeff Maggert, Geoff Ogilvy, Vijay Singh, Kevin Stadler, D.J. Trahan, **151**-Brian Davis, Jeff Klauk, Marc Leishman, Pat Perez, **152**-Michael Allen, Woody Austin, Angel Cabrera, Tim Herron, **153**-Nick O'Hern, Ted Purdy, **154**-David Mathis, Sean O'Hair, Scott Piercy, **156**-Greg Chalmers, Lucas Glover, Ryuji Imada, Jeff Quinney, **157**-Chris DiMarco, **158**-Roland Thatcher, **159**-Ben Curtis. **W—78**-Mathew Goggin, **77**-Chris Stroud, **75**-Camilo Villegas, **69**-Michael Letzig. **D—72**-Steve Flesch.

Championship Summaries

2010

Matt Kuchar

Ridgewood CC
Paramus, NJ

August 23-29, 2010

FedExCup Points: 2,500 (1st)
Par/Yards: 35-36--71/ 7,319

Purse: $7,500,000

LEADERS

First Round	
Vaughn Taylor	65 (-6)
Tiger Woods	65 (-6)
Brian Gay	66 (-5)
Ryan Palmer	66 (-5)
Adam Scott	66 (-5)
Matt Kuchar	**68 (T20)**

Second Round	
Jason Day	134 (-8)
Kevin Streelman	135 (-7)
Vaughn Taylor	135 (-7)
Stewart Cink	136 (-6)
Martin Laird	136 (-6)
John Senden	136 (-6)
Matt Kuchar	**137 (-5)**

Third Round	
Martin Laird	201 (-12)
Jason Day	204 (-9)
Dustin Johnson	204 (-9)
Adam Scott	205 (-8)
Matt Kuchar	**206 (-7)**
Ryan Palmer	206 (-7)
Justin Rose	206 (-7)
John Senden	206 (-7)
Kevin Streelman	206 (-7)
Vaughn Taylor	206 (-7)

CUT: 72 players at even-par 142 from a field of 121 professionals.

WEATHER: Partly sunny Thursday. High of 83. Winds NW at 8-20 mph. Players were allowed preferred lies in closely mown areas due to heavy rains in recent days. Sunny Friday, with comfortable temperatures and low humidity. High near 80, with NW winds at 6-12mph. Sunny and pleasant Saturday. High in the low-80s. Winds NNW at 4-8 mph. Sunny Sunday. High in the lower-90s. Winds WNW at 5-10 mph.

Player	Pos.	Score			Official Money
MATT KUCHAR	1	68-69-69-66	272	2,500.00	$1,350,000.00
Martin Laird	2	69-67-65-71	272	1,500.00	810,000.00
Kevin Streelman	T3	72-63-71-68	274	875.00	435,000.00
Steve Stricker	T3	70-70-68-66	274	875.00	435,000.00
Jason Day	T5	67-67-70-71	275	481.25	263,437.50
Ryan Palmer	T5	66-74-66-69	275	481.25	263,437.50
Rory Sabbatini	T5	68-74-69-64	275	481.25	263,437.50
Vaughn Taylor	T5	65-70-71-69	275	481.25	263,437.50
Dustin Johnson	T9	71-69-64-72	276	375.00	202,500.00
Adam Scott	T9	66-71-68-71	276	375.00	202,500.00
Heath Slocum	T9	67-71-70-68	276	375.00	202,500.00
Paul Casey	T12	69-69-70-69	277	303.33	157,500.00
Ben Crane	T12	67-70-73-67	277	303.33	157,500.00
Tiger Woods	T12	65-73-72-67	277	303.33	157,500.00
Angel Cabrera	T15	68-71-69-70	278	267.50	116,250.00
Stewart Cink	T15	67-69-73-69	278	267.50	116,250.00
Luke Donald	T15	70-72-68-68	278	267.50	116,250.00
Ian Poulter	T15	70-72-66-70	278	267.50	116,250.00
Justin Rose	T15	72-69-65-72	278	267.50	116,250.00
John Senden	T15	67-69-70-72	278	267.50	116,250.00
Chris Couch	T21	67-72-72-68	279	237.50	75,000.00
Brian Gay	T21	66-72-71-70	279	237.50	75,000.00
Retief Goosen	T21	70-70-69-70	279	237.50	75,000.00
Zach Johnson	T21	69-69-71-70	279	237.50	75,000.00
Tim Petrovic	T21	68-69-75-67	279	237.50	75,000.00
D.J. Trahan	T21	67-71-72-69	279	237.50	$75,000.00
J.P. Hayes	T27	72-69-67-72	280	212.50	54,375.00
Charley Hoffman	T27	68-72-70-70	280	212.50	54,375.00
Ryuji Imada	T27	72-65-70-73	280	212.50	54,375.00
Charlie Wi	T27	69-70-69-72	280	212.50	54,375.00
Greg Chalmers	T31	70-71-69-71	281	190.00	44,475.00
Davis Love III	T31	67-74-72-68	281	190.00	44,475.00
Hunter Mahan	T31	70-71-69-71	281	190.00	44,475.00
Sean O'Hair	T31	69-70-72-70	281	190.00	44,475.00
Bubba Watson	T31	71-70-70-70	281	190.00	44,475.00
Bryce Molder	T36	72-67-74-69	282	150.00	30,784.10
Stephen Ames	T36	73-68-69-72	282	150.00	30,784.09
Rickie Fowler	T36	71-70-67-74	282	150.00	30,784.09
Marc Leishman	T36	70-70-71-71	282	150.00	30,784.09
Justin Leonard	T36	71-71-71-69	282	150.00	30,784.09
Troy Matteson	T36	71-69-70-72	282	150.00	30,784.09
Kevin Na	T36	72-69-69-72	282	150.00	30,784.09
Michael Sim	T36	69-70-71-72	282	150.00	30,784.09
Webb Simpson	T36	72-65-72-73	282	150.00	30,784.09
Josh Teater	T36	68-71-70-73	282	150.00	30,784.09
Nick Watney	T36	69-71-72-70	282	150.00	30,784.09
Robert Allenby	T47	73-67-74-69	283	110.00	19,830.00
Bill Haas	T47	69-73-67-74	283	110.00	19,830.00
Padraig Harrington	T47	69-68-71-75	283	110.00	19,830.00
D.A. Points	T47	70-70-72-71	283	110.00	19,830.00
Y.E. Yang	T47	73-67-74-69	283	110.00	$19,830.00
Stuart Appleby	T52	70-71-71-72	284	87.50	17,587.50
Robert Garrigus	T52	69-72-69-74	284	87.50	17,587.50
Andres Romero	T52	73-69-70-72	284	87.50	17,587.50
Jimmy Walker	T52	68-74-71-71	284	87.50	17,587.50
Aaron Baddeley	T56	72-70-72-71	285	67.50	16,875.00
Jonathan Byrd	T56	67-72-75-71	285	67.50	16,875.00
Rory McIlroy	T56	68-74-71-72	285	67.50	16,875.00
Jeff Overton	T56	68-73-73-71	285	67.50	16,875.00
Chad Campbell	T60	72-69-72-73	286	47.50	16,275.00
Brian Davis	T60	72-70-75-69	286	47.50	16,275.00
Matt Jones	T60	72-70-70-74	286	47.50	16,275.00
Pat Perez	T60	67-73-70-76	286	47.50	16,275.00
Chad Collins	T64	68-74-73-72	287	27.50	15,675.00
David Duval	T64	68-72-72-75	287	27.50	15,675.00
Spencer Levin	T64	72-69-73-73	287	27.50	15,675.00
Camilo Villegas	T64	67-74-71-75	287	27.50	15,675.00
John Merrick	T68	73-69-73-73	288	10.00	15,150.00
Kenny Perry	T68	72-70-75-71	288	10.00	15,150.00
Scott Verplank	T68	67-75-73-73	288	10.00	15,150.00
Ernie Els	71	71-71-73-74	289	4.90	14,850.00
J.J. Henry	72	68-73-77-73	291	4.80	14,700.00

#Won with a birdie-3 on the first playoff hole

The following players did not finish (C=cut, W=withdrew)

C—143-Briny Baird, Cameron Beckman, K.J. Choi, Tom Gillis, J.B. Holmes, Fredrik Jacobson, Steve Marino, Scott Piercy, Kevin Sutherland, Dean Wilson, **144**-Tim Clark, Charles Howell III, Michael Letzig, Geoff Ogilvy, Vijay Singh, Brandt Snedeker, David Toms, **145**-Woody Austin, Ricky Barnes, Ben Curtis, Bob Estes, Derek Lamely, Ryan Moore, Alex Prugh, Chris Riley, Bo Van Pelt, Boo Weekley, **146**-Brendon de Jonge, Steve Elkington, Lucas Glover, Phil Mickelson, Carl Pettersson, John Rollins, Garrett Willis, **147**-Alex Cejka, Jerry Kelly, **148**-Graham DeLaet, Anthony Kim, Kevin Stadler, **149**-Matt Bettencourt, Jason Bohn, Jason Dufner, Nathan Green, Shaun Micheel, **150**-Bill Lunde, **152**-Kris Blanks, Joe Ogilvie, **153**-Blake Adams. **W—79**-Jeff Maggert.

Championship Summaries

2011

Dustin Johnson

Plainfield CC
Edison, NJ

August 22-28, 2011

FedExCup Points: 2,500 (1st)
Par/Yards: 35-36--71/ 6,964

Purse: $8,000,000

LEADERS

First Round	
Matt Kuchar	63 (-8)
Harrison Frazar	64 (-7)
William McGirt	64 (-7)
Jonathan Byrd	65 (-6)
Padraig Harrington	65 (-6)
Vijay Singh	65 (-6)
Chris Stroud	65 (-6)
Dustin Johnson	**66 (-5)**

Second Round	
Matt Kuchar	128 (-14)
Dustin Johnson	**129 (-13)**
Vijay Singh	129 (-13)
Jonathan Byrd	131 (-11)
Aaron Baddeley	132 (-10)
Padraig Harrington	132 (-10)
Charley Hoffman	132 (-10)
Justin Rose	132 (-10)

Third Round	
Dustin Johnson	**194 (-19)**
Matt Kuchar	196 (-17)
Vijay Singh	197 (-16)
Brandt Snedeker	197 (-16)
Jonathan Byrd	198 (-15)

CUT: 72 players at 4-under 138 from a field of 123 professionals.

WEATHER: Thursday: Play was suspended at 10:29 a.m. due to dangerous weather conditions. Play resumed at 1:45 p.m. and was then suspended due to darkness at 7:38 p.m., with 51 players yet to complete their round. Partly cloudy skies with highs in the mid-80s. Winds E at 5-10 mph. Friday: The first round resumed at 7:15 a.m. and was completed at 9:12 a.m. The second round began at 7:45 a.m., 30 minutes later than originally scheduled. Partly cloudy, with a high of 86. Winds SE at 5-10 mph. Due to the impending impact of Hurricane Irene, which was scheduled to hit the tri-state area the next day, PGA TOUR officials decided at noon Friday to reduce the tournament to 54 holes, with the final round played on Saturday. Saturday: Players teed off of split tees from 7 a.m. to 8:50 a.m. Mostly cloudy skies with intermittent morning showers. High of 78. Winds E at 8-12 mph in the morning increasing to 10-20 mph in the afternoon.

Player	Pos.	Score			Official Money
DUSTIN JOHNSON	1	66-63-65	194	2,500.00	$1,440,000.00
Matt Kuchar	2	63-65-68	196	1,500.00	864,000.00
Vijay Singh	T3	65-64-68	197	875.00	464,000.00
Brandt Snedeker	T3	70-66-61	197	875.00	464,000.00
Jonathan Byrd	5	65-66-67	198	550.00	320,000.00
Brian Davis	T6	69-66-64	199	443.75	259,000.00
Justin Rose	T6	67-65-67	199	443.75	259,000.00
Camilo Villegas	T6	68-66-65	199	443.75	259,000.00
Y.E. Yang	T6	70-66-63	199	443.75	259,000.00
Charley Hoffman	T10	66-66-68	200	350.00	200,000.00
Webb Simpson	T10	71-66-63	200	350.00	200,000.00
Nick Watney	T10	67-69-64	200	350.00	200,000.00
Aaron Baddeley	T13	66-66-69	201	282.00	145,600.00
Jason Day	T13	67-68-66	201	282.00	145,600.00
Padraig Harrington	T13	65-67-69	201	282.00	145,600.00
Scott Piercy	T13	72-65-64	201	282.00	145,600.00
Gary Woodland	T13	70-66-65	201	282.00	145,600.00
Luke Donald	T18	70-66-66	202	252.50	100,800.00
Charles Howell III	T18	69-69-64	202	252.50	100,800.00
Ian Poulter	T18	71-67-64	202	252.50	100,800.00
Rory Sabbatini	T18	68-66-68	202	252.50	100,800.00
Chris Stroud	T18	65-69-68	202	252.50	100,800.00
Jimmy Walker	T18	71-64-67	202	252.50	100,800.00
Bill Haas	T24	67-68-68	203	217.50	61,900.00
Jerry Kelly	T24	69-69-65	203	217.50	$61,900.00
Anthony Kim	T24	68-67-68	203	217.50	61,900.00
William McGirt	T24	64-69-70	203	217.50	61,900.00
Kyle Stanley	T24	68-66-69	203	217.50	61,900.00
Steve Stricker	T24	69-68-66	203	217.50	61,900.00
Bo Van Pelt	T24	67-68-68	203	217.50	61,900.00
Mark Wilson	T24	69-66-68	203	217.50	61,900.00
Kevin Chappell	T32	67-69-68	204	170.00	39,781.82
K.J. Choi	T32	70-67-67	204	170.00	39,781.82
Ernie Els	T32	68-69-67	204	170.00	39,781.82
Trevor Immelman	T32	67-70-67	204	170.00	39,781.82
Fredrik Jacobson	T32	67-68-69	204	170.00	39,781.82
Marc Leishman	T32	69-68-67	204	170.00	39,781.82
Carl Pettersson	T32	69-66-69	204	170.00	39,781.82
Kevin Streelman	T32	69-66-69	204	170.00	39,781.82
Cameron Tringale	T32	74-63-67	204	170.00	39,781.82
Sergio Garcia	T32	68-66-70	204	170.00	39,781.81
Bill Lunde	T32	69-69-66	204	170.00	39,781.81
Arjun Atwal	T43	67-71-67	205	120.00	23,840.00
Greg Chalmers	T43	70-68-67	205	120.00	23,840.00
Hunter Mahan	T43	68-69-68	205	120.00	23,840.00
Graeme McDowell	T43	72-65-68	205	120.00	23,840.00
John Merrick	T43	68-68-69	205	120.00	23,840.00
Phil Mickelson	T43	67-70-68	205	120.00	23,840.00
Ryan Palmer	T43	66-72-67	205	120.00	$23,840.00
Josh Teater	T43	72-66-67	205	120.00	23,840.00
Charlie Wi	T43	69-67-69	205	120.00	23,840.00
Robert Allenby	T52	67-68-71	206	82.50	18,560.00
Chad Campbell	T52	67-67-72	206	82.50	18,560.00
Rickie Fowler	T52	71-67-68	206	82.50	18,560.00
Jim Furyk	T52	71-66-69	206	82.50	18,560.00
Robert Karlsson	T52	68-68-70	206	82.50	18,560.00
D.J. Trahan	T52	67-70-69	206	82.50	18,560.00
Kris Blanks	T58	67-69-71	207	52.50	17,520.00
Brendon de Jonge	T58	68-68-71	207	52.50	17,520.00
Harrison Frazar	T58	64-69-74	207	52.50	17,520.00
J.J. Henry	T58	67-70-70	207	52.50	17,520.00
Ryuji Imada	T58	70-67-70	207	52.50	17,520.00
Martin Laird	T58	71-67-69	207	52.50	17,520.00
Bryce Molder	T64	70-68-70	208	30.00	16,800.00
Andres Romero	T64	72-66-70	208	30.00	16,800.00
Kevin Stadler	T64	68-70-70	208	30.00	16,800.00
David Hearn	T67	67-69-73	209	15.00	16,320.00
Joe Ogilvie	T67	68-70-71	209	15.00	16,320.00
Adam Scott	T67	66-67-76	209	15.00	16,320.00
Jhonattan Vegas	70	70-66-74	210	5.00	16,000.00
Steve Marino	71	72-65-74	211	4.90	15,840.00
Retief Goosen	72	68-68-76	212	4.80	15,680.00

The following players did not finish (C=cut, W=withdrew)

C—139-Ricky Barnes, Michael Bradley, Ben Crane, Brian Gay, Chris Kirk, Davis Love III, Troy Matteson, Ryan Moore, Kevin Na, D.A. Points, Chez Reavie, John Rollins, John Senden, Heath Slocum, Michael Thompson, David Toms, **140**-Stewart Cink, Jason Dufner, Tim Herron, Brandt Jobe, Billy Mayfair, George McNeill, Geoff Ogilvy, Scott Stallings, Bubba Watson, **141**-Blake Adams, Tommy Gainey, Zach Johnson, Spencer Levin, Rod Pampling, Brendan Steele, **142**-Nick O'Hern, Johnson Wagner, **143**-Matt Bettencourt, Steven Bowditch, Keegan Bradley, Chris DiMarco, James Driscoll, Robert Garrigus, Tom Gillis, **144**-Paul Goydos, Hunter Haas, Jeff Overton, Vaughn Taylor, Scott Verplank, **145**-Lucas Glover, **146**-Sean O'Hair. **W—81**-Stuart Appleby, **79**-Pat Perez, **77**-Chris Couch, **71**-Steve Flesch.

Championship Summaries

2012

Nick Watney

Bethpage State Park
Farmingdale, NY

August 20-26, 2012

FedExCup Points: 2,500 (1st)
Par/Yards: 35-36--71/ 6,964

Purse: $8,000,000

LEADERS

First Round	
Padraig Harrington	64 (-7)
Brian Harman	65 (-6)
Nick Watney	**65 (-6)**
Gary Christian	66 (-5)
Sergio Garcia	66 (-5)
Pat Perez	66 (-5)
Jimmy Walker	66 (-5)

Second Round	
Sergio Garcia	134 (-8)
Nick Watney	**134 (-8)**
Bob Estes	135 (-7)
Vijay Singh	135 (-7)
Pat Perez	136 (-6)
John Senden	136 (-6)

Third Round	
Sergio Garcia	203 (-10)
Nick Watney	**205 (-8)**
Kevin Stadler	206 (-7)
Bob Estes	207 (-6)
Brandt Snedeker	207 (-6)

CUT: 75 professionals at 1-over par 143 from a field of 123 professionals.

WEATHER: Thursday; Partly to mostly sunny skies with highs in the lower 80s. Winds from the south 6-12 mph. Friday<: Mostly sunny with a high of 85. Winds from the south at 6-12 mph. Saturday: Partly cloudy with a high of 80. Winds E-SE at 8-15 mph. Sunday: Mostly sunny skies in the morning changing to partly cloudy in the afternoon with a high of 80. Winds E-SE 6-12 mph.

Player	Pos.	Score			Official Money
NICK WATNEY	1	65-69-71-69	274	2,500.00	$1,440,000.00
Brandt Snedeker	2	70-69-68-70	277	1,500.00	864,000.00
Sergio Garcia	T3	66-68-69-75	278	875.00	464,000.00
Dustin Johnson	T3	67-71-72-68	278	875.00	464,000.00
Graham DeLaet	T5	75-67-72-65	279	481.25	281,000.00
Brian Harman	T5	65-75-68-71	279	481.25	281,000.00
Louis Oosthuizen	T5	70-71-68-70	279	481.25	281,000.00
Lee Westwood	T5	69-72-68-70	279	481.25	281,000.00
Greg Chalmers	9	70-70-68-72	280	400.00	232,000.00
Bud Cauley	T10	71-71-72-67	281	302.77	160,888.89
Tim Clark	T10	70-72-67-72	281	302.77	160,888.89
Luke Donald	T10	68-74-69-70	281	302.77	160,888.89
Bob Estes	T10	69-66-72-74	281	302.77	160,888.89
Tom Gillis	T10	69-72-68-72	281	302.77	160,888.89
David Hearn	T10	70-73-67-71	281	302.77	160,888.89
William McGirt	T10	68-74-67-72	281	302.77	160,888.89
Bubba Watson	T10	70-70-70-71	281	302.77	160,888.89
Kevin Stadler	T10	72-69-65-75	281	302.77	160,888.88
Padraig Harrington	T19	64-75-75-68	282	250.00	96,960.00
J.B. Holmes	T19	71-69-73-69	282	250.00	96,960.00
Geoff Ogilvy	T19	70-72-69-71	282	250.00	96,960.00
John Senden	T19	68-68-72-74	282	250.00	96,960.00
Josh Teater	T19	72-71-69-70	282	250.00	96,960.00
Ricky Barnes	T24	71-72-70-70	283	207.50	56,700.00
Roberto Castro	T24	76-67-69-71	283	207.50	56,700.00
Jason Day	T24	70-70-77-66	283	207.50	$56,700.00
Harris English	T24	70-69-71-73	283	207.50	56,700.00
Rickie Fowler	T24	67-70-75-71	283	207.50	56,700.00
Rory McIlroy	T24	69-73-69-72	283	207.50	56,700.00
Ryan Moore	T24	69-69-70-75	283	207.50	56,700.00
Ryan Palmer	T24	75-68-68-72	283	207.50	56,700.00
Carl Pettersson	T24	73-66-73-71	283	207.50	56,700.00
Charl Schwartzel	T24	71-69-69-74	283	207.50	56,700.00
Scott Stallings	T24	72-70-71-70	283	207.50	56,700.00
Bo Van Pelt	T24	70-69-74-70	283	207.50	56,700.00
John Huh	T36	70-67-77-70	284	172.50	40,200.00
Ian Poulter	T36	68-71-76-69	284	172.50	40,200.00
Tommy Gainey	T38	70-70-73-72	285	147.50	32,000.00
Zach Johnson	T38	68-75-72-70	285	147.50	32,000.00
Matt Kuchar	T38	72-68-73-72	285	147.50	32,000.00
Phil Mickelson	T38	68-74-67-76	285	147.50	32,000.00
Greg Owen	T38	68-73-72-72	285	147.50	32,000.00
Pat Perez	T38	66-70-77-72	285	147.50	32,000.00
Jimmy Walker	T38	66-74-74-71	285	147.50	32,000.00
Tiger Woods	T38	68-69-72-76	285	147.50	32,000.00
Jonas Blixt	T46	67-73-73-73	286	107.50	21,080.00
Gary Christian	T46	66-71-77-72	286	107.50	21,080.00
Chris Kirk	T46	68-71-76-71	286	107.50	21,080.00
Billy Mayfair	T46	71-72-71-72	286	107.50	21,080.00
Bryce Molder	T46	70-73-71-72	286	107.50	21,080.00
Rod Pampling	T46	70-73-74-69	286	107.50	$21,080.00
Justin Rose	T46	67-72-79-68	286	107.50	21,080.00
Vijay Singh	T46	68-67-76-75	286	107.50	21,080.00
Ernie Els	T54	68-72-72-75	287	67.50	18,000.00
Brian Gay	T54	71-72-72-72	287	67.50	18,000.00
Charles Howell III	T54	71-69-77-70	287	67.50	18,000.00
Troy Kelly	T54	74-66-74-73	287	67.50	18,000.00
Sean O'Hair	T54	71-72-73-71	287	67.50	18,000.00
John Rollins	T54	72-69-74-72	287	67.50	18,000.00
Henrik Stenson	T54	73-65-78-71	287	67.50	18,000.00
Steve Stricker	T54	69-71-73-74	287	67.50	18,000.00
Adam Scott	62	70-69-74-75	288	45.00	17,280.00
Kevin Streelman	T63	69-72-76-72	289	37.50	17,040.00
Michael Thompson	T63	71-68-77-73	289	37.50	17,040.00
Blake Adams	T65	71-69-78-72	290	27.50	16,720.00
Troy Matteson	T65	68-73-76-73	290	27.50	16,720.00
Trevor Immelman	T67	75-66-75-75	291	12.50	16,240.00
Fredrik Jacobson	T67	71-68-79-73	291	12.50	16,240.00
George McNeill	T67	67-76-71-77	291	12.50	16,240.00
Seung-Yul Noh	T67	71-71-78-71	291	12.50	16,240.00
Robert Garrigus	T71	73-68-77-74	292	4.85	15,760.00
Martin Laird	T71	70-68-77-77	292	4.85	15,760.00
K.J. Choi	T73	67-71-80-75	293	4.65	15,440.00
Jeff Maggert	T73	69-74-74-76	293	4.65	15,440.00
James Driscoll	75	73-70-75-77	295	4.50	15,200.00

The following players did not finish (C=cut, W=withdrew)

C—144-Robert Allenby, Keegan Bradley, Chad Campbell, Will Claxton, Ben Crane, Ben Curtis, Ken Duke, Martin Flores, Jim Furyk, J.J. Henry, Kevin Na, Webb Simpson, Kyle Stanley, **145**-Brendon de Jonge, John Mallinger, Jeff Overton, D.A. Points, Heath Slocum, **146**-Jonathan Byrd, Bill Haas, Graeme McDowell, Scott Piercy, David Toms, **147**-Marc Leishman, Hunter Mahan, John Merrick, Chris Stroud, Daniel Summerhays, Cameron Tringale, Mark Wilson, **148**-Brian Davis, Colt Knost, Davis Love III, Andres Romero, **149**-Kevin Chappell, Harrison Frazar, Rory Sabbatini, **150**-Aaron Baddeley, Dicky Pride, Johnson Wagner, **151**-Charley Hoffman, Ted Potter, Jr., Charlie Wi, **152**-Jerry Kelly, **154**-Boo Weekley, **155**-Sang-Moon Bae. **W--78**-Jason Bohn, **75**-Matt Every.

Championship Summaries

2013

Adam Scott

Liberty National GC
Jersey City, NJ

August 19-25, 2013

FedExCup Points: 2,500 (1st)
Par/Yards: 36-35--71/ 7,353

Purse: $8,000,000

LEADERS

First Round	
Kevin Stadler	64 (-7)
Ryan Palmer	65 (-6)
Henrik Stenson	65 (-6)
Camilo Villegas	65 (-6)
Jason Day	66 (-5)
Matt Kuchar	66 (-5)
Adam Scott	**69 (-2)**

Second Round	
Matt Kuchar	131 (-11)
Webb Simpson	133 (-9)
Gary Woodland	133 (-9)
Keegan Bradley	135 (-7)
Rickie Fowler	135 (-7)
Charl Schwartzel	135 (-7)
Adam Scott	**135 (-7)**

Third Round	
Matt Kuchar	201 (-12)
Gary Woodland	201 (-12)
Kevin Chappell	202 (-11)
David Lynn	205 (-8)
Tiger Woods	205 (-8)
Adam Scott	**207 (-6)**

CUT: 74 players at even-par 142 from a field of 123 professionals.

WEATHER: Thursday: Mostly cloudy, with periodic thunderstorms and showers. High of 86. Winds SSW at 10-18 mph. Officials suspended play due to a dangerous weather situation at 8:33 a.m., with play resuming at 11:05 a.m. Play was suspended due to bad weather again at 12:47 p.m., resuming at 4:15 p.m. Play was suspended due to darkness at 7:43 p.m. Friday: Partly cloudy and less humid. High of 85. Winds N at 10-20 mph. The first round resumed at 7:02 a.m. The second round began at 10:20 a.m., and was suspended due to darkness at 7:45 p.m., with 40 players yet to finish their rounds. Saturday: Mostly sunny and pleasant. High of 80. Winds E at 6-12 mph. The second round resumed at 7:27 a.m. and the third round began at 10:43 a.m. The third round was played in threesomes off of split tees. Sunday: Mostly sunny. High of 82. Winds SSE at 8-15 mph.

Player	Pos.	Score		Official Money
ADAM SCOTT	**1**	**69-66-72-66**	**273**	**$1,440,000.00**
Graham DeLaet	T2	67-73-69-65	274	528,000.00
Justin Rose	T2	68-68-70-68	274	528,000.00
Gary Woodland	T2	69-64-68-73	274	528,000.00
Tiger Woods	T2	67-69-69-69	274	528,000.00
Jim Furyk	T6	70-66-70-69	275	268,000.00
Phil Mickelson	T6	71-69-70-65	275	268,000.00
D.A. Points	T6	70-72-66-67	275	268,000.00
Matt Every	T9	67-72-69-68	276	208,000.00
Rickie Fowler	T9	71-64-71-70	276	208,000.00
Jason Kokrak	T9	70-69-70-67	276	208,000.00
Nick Watney	T9	68-70-69-69	276	208,000.00
Rory Sabbatini	T13	71-67-71-68	277	160,000.00
Bubba Watson	T13	68-70-68-71	277	160,000.00
Kevin Chappell	T15	68-72-62-76	278	132,000.00
John Huh	T15	73-64-71-70	278	132,000.00
Webb Simpson	T15	67-66-74-71	278	132,000.00
Daniel Summerhays	T15	70-69-69-70	278	132,000.00
Brendon de Jonge	T19	67-69-72-71	279	93,600.00
Matt Kuchar	T19	66-65-70-78	279	93,600.00
David Lynn	T19	71-65-69-74	279	93,600.00
Rory McIlroy	T19	71-65-71-72	279	93,600.00
Jordan Spieth	T19	70-68-68-73	279	93,600.00
Kevin Streelman	T19	70-68-68-73	279	93,600.00
Roberto Castro	T25	70-70-69-71	280	58,500.00
Jason Day	T25	66-73-71-70	280	$58,500.00
Bill Haas	T25	73-66-71-70	280	58,500.00
Hunter Mahan	T25	69-68-72-71	280	58,500.00
Bryce Molder	T25	69-69-72-70	280	58,500.00
Ryan Moore	T25	67-72-69-72	280	58,500.00
Charl Schwartzel	T25	68-67-74-71	280	58,500.00
Lee Westwood	T25	73-68-71-68	280	58,500.00
Keegan Bradley	T33	72-63-74-72	281	44,200.00
Charles Howell III	T33	72-66-73-70	281	44,200.00
Matt Jones	T33	71-68-72-70	281	44,200.00
Chris Stroud	T33	73-66-70-72	281	44,200.00
Greg Chalmers	T37	73-69-66-74	282	36,800.00
Jason Dufner	T37	71-70-71-70	282	36,800.00
Sergio Garcia	T37	70-66-71-75	282	36,800.00
Freddie Jacobson	T37	68-68-74-72	282	36,800.00
Stuart Appleby	T41	69-71-72-71	283	32,000.00
Luke Donald	T41	67-72-72-72	283	32,000.00
Aaron Baddeley	T43	69-72-66-77	284	24,960.00
Erik Compton	T43	72-70-72-70	284	24,960.00
Brian Gay	T43	68-72-77-67	284	24,960.00
George McNeill	T43	71-68-76-69	284	24,960.00
Scott Piercy	T43	72-70-69-73	284	24,960.00
Kevin Stadler	T43	64-73-76-71	284	24,960.00
Henrik Stenson	T43	65-73-75-71	284	24,960.00
Martin Kaymer	T50	68-70-75-72	285	19,480.00
John Merrick	T50	69-73-70-73	285	$19,480.00
Kyle Stanley	T50	70-67-76-72	285	19,480.00
Nicholas Thompson	T50	67-74-72-72	285	19,480.00
Martin Flores	T54	71-69-77-69	286	18,320.00
Carl Pettersson	T54	68-73-73-72	286	18,320.00
Camilo Villegas	T54	65-73-72-76	286	18,320.00
Jimmy Walker	T54	68-73-72-73	286	18,320.00
Jonas Blixt	T58	69-67-70-81	287	17,680.00
Bob Estes	T58	72-68-74-73	287	17,680.00
Cameron Tringale	T58	74-67-73-73	287	17,680.00
Boo Weekley	T58	69-72-75-71	287	17,680.00
Scott Brown	T62	70-70-78-70	288	17,120.00
Scott Langley	T62	72-69-76-71	288	17,120.00
John Senden	T62	71-71-71-75	288	17,120.00
Geoff Ogilvy	65	68-73-77-71	289	16,800.00
Jeff Overton	T66	68-74-74-74	290	16,560.00
Ryan Palmer	T66	65-73-75-77	290	16,560.00
K.J. Choi	T68	71-71-73-76	291	16,240.00
Stewart Cink	T68	70-70-79-72	291	16,240.00
Charley Hoffman	70	68-71-79-74	292	16,000.00
Marc Leishman	71	72-70-75-77	294	15,840.00
David Hearn	T72	73-68-79-75	295	15,520.00
Martin Laird	T72	74-68-77-76	295	15,520.00
Josh Teater	T72	68-72-76-79	295	15,520.00

The following players did not finish (C=cut, W=withdrew)

C—143-Charlie Beljan, Brian Davis, Harris English, Derek Ernst, Robert Garrigus, Luke Guthrie, Russell Henley, J.J. Henry, Morgan Hoffmann, Dustin Johnson, Jerry Kelly, Graeme McDowell, William McGirt, Brandt Snedeker, Brendan Steele, **144**-Ken Duke, James Hahn, Billy Horschel, Chris Kirk, Richard H. Lee, Jeff Maggert, Charlie Wi, **145**-Pat Perez, Ted Potter, Jr., Ian Poulter, Johnson Wagner, **146**-Sang-Moon Bae, Scott Stallings, Bo Van Pelt, **147**-Jason Bohn, Ernie Els, D.H. Lee, Chez Reavie, Brian Stuard, Mark Wilson, **148**-James Driscoll, Brian Harman, Justin Leonard, Patrick Reed, Andres Romero, **149**-Steven Bowditch, Tim Clark, **151**-John Rollins, **152**-Angel Cabrera, **159**-Michael Thompson. **W—78**-David Lingmerth, Justin Hicks, **71**-Lucas Glover, **67**-Ben Crane.

Championship Summaries

2014

Hunter Mahan

Ridgewood CC
Paramus, NJ

August 18-24, 2014

FedExCup Points: 2,500 (1st)
Par/Yards: 35-36--71/ 7,319

Purse: $8,000,000

LEADERS

First Round	
Bo Van Pelt	65 (-6)
Paul Casey	66 (-5)
Jim Furyk	66 (-5)
Charles Howell III	66 (-5)
Hunter Mahan	**66 (-5)**
Ben Martin	66 (-5)
Brendon Todd	66 (-5)
Cameron Tringale	66 (-5)
Brendon de Jonge	66 (-5)

Second Round	
Adam Scott	134 (-8)
Cameron Tringale	134 (-8)
Kevin Chappell	135 (-7)
Jim Furyk	135 (-7)
Brendon Todd	135 (-7)
Hunter Mahan	**137 (-5)**

Third Round	
Jason Day	204 (-9)
Jim Furyk	204 (-9)
Hunter Mahan	**205 (-8)**
Kevin Chappell	206 (-7)
Morgan Hoffmann	206 (-7)
Matt Kuchar	206 (-7)
Kevin Na	206 (-7)
Brendon Todd	206 (-7)
Cameron Tringale	206 (-7)
Bo Van Pelt	206 (-7)

CUT: 79 professionals at even-par-142 from a field of 122 professionals.

WEATHER: Thursday: Mostly cloudy, with a high of 82. Wind SSE at 10 mph. Friday: Mostly cloudy, with a high of 79. Wind ESE at 10 mph. Saturday: Mostly cloudy, with a high of 75. Wind SE at 10 mph. Sunday: Partly cloudy, with a high of 82. Wind SE 8-10 mph.

Player	Pos.	Score		Official Money
HUNTER MAHAN	1	66-71-68-65	270/-142	500.00 $1,440,000.00
Stuart Appleby	T2	73-66-68-65	272/-121	083.33 597,333.34
Jason Day	T2	72-64-68-68	272/-121	083.33 597,333.33
Cameron Tringale	T2	66-68-72-66	272/-121	083.33 597,333.33
Ernie Els	T5	68-68-71-66	273/-11	500.00 292,000.00
Matt Kuchar	T5	68-70-68-67	273/-11	500.00 292,000.00
William McGirt	T5	68-71-68-66	273/-11	500.00 292,000.00
Jim Furyk	8	66-69-69-70	274/-10	425.00 248,000.00
Rickie Fowler	T9	68-73-67-67	275/-93	62.50 208,000.00
Morgan Hoffmann	T9	70-70-66-69	275/-93	62.50 208,000.00
Kevin Na	T9	70-66-70-69	275/-93	62.50 208,000.00
Patrick Reed	T9	71-66-73-65	275/-93	62.50 208,000.00
Bo Van Pelt	T13	65-71-70-70	276/-82	92.50 160,000.00
Gary Woodland	T13	73-66-69-68	276/-82	92.50 160,000.00
Stewart Cink	T15	69-72-68-68	277/-72	72.50 132,000.00
Gonzalo Fdez-Castano	T15	70-69-68-70	277/-72	72.50 132,000.00
Bill Haas	T15	70-70-70-67	277/-72	72.50 132,000.00
Adam Scott	T15	69-65-75-68	277/-72	72.50 132,000.00
Erik Compton	T19	68-69-70-71	278/-62	55.00 104,000.00
Ryo Ishikawa	T19	67-73-68-70	278/-62	55.00 104,000.00
Chris Stroud	T19	69-70-69-70	278/-62	55.00 104,000.00
Steven Bowditch	T22	68-72-70-69	279/-52	27.50 70,200.00
Angel Cabrera	T22	71-69-69-70	279/-52	27.50 70,200.00
Paul Casey	T22	66-71-71-71	279/-52	27.50 70,200.00
Charles Howell III	T22	66-75-68-70	279/-52	27.50 $70,200.00
Zach Johnson	T22	68-70-72-69	279/-52	27.50 70,200.00
Rory McIlroy	T22	74-65-70-70	279/-52	27.50 70,200.00
John Senden	T22	68-71-74-66	279/-52	27.50 70,200.00
Jordan Spieth	T22	70-70-72-67	279/-52	27.50 70,200.00
Kevin Chappell	T30	68-67-71-74	280/-41	87.50 46,500.00
Charley Hoffman	T30	73-69-69-69	280/-41	87.50 46,500.00
Scott Langley	T30	70-68-76-66	280/-41	87.50 46,500.00
Hideki Matsuyama	T30	68-70-72-70	280/-41	87.50 46,500.00
Justin Rose	T30	68-70-70-72	280/-41	87.50 46,500.00
Charl Schwartzel	T30	69-70-71-70	280/-41	87.50 46,500.00
Shawn Stefani	T30	71-70-71-68	280/-41	87.50 46,500.00
Bubba Watson	T30	68-70-71-71	280/-41	87.50 46,500.00
David Hearn	T38	69-72-69-71	281/-31	47.50 32,000.00
John Huh	T38	69-69-74-69	281/-31	47.50 32,000.00
Jerry Kelly	T38	74-68-68-71	281/-31	47.50 32,000.00
Russell Knox	T38	67-69-74-71	281/-31	47.50 32,000.00
Danny Lee	T38	67-71-70-73	281/-31	47.50 32,000.00
Graeme McDowell	T38	70-68-71-72	281/-31	47.50 32,000.00
Andres Romero	T38	72-70-68-71	281/-31	47.50 32,000.00
Henrik Stenson	T38	72-64-77-68	281/-31	47.50 32,000.00
Ben Martin	T46	66-76-70-70	282/-21	10.00 21,394.29
Troy Merritt	T46	69-71-72-70	282/-21	10.00 21,394.29
Kevin Stadler	T46	74-67-70-71	282/-21	10.00 21,394.29
Daniel Summerhays	T46	68-72-72-70	282/-21	10.00 21,394.29
Bryce Molder	T46	74-68-68-72	282/-21	10.00 21,394.28
Kevin Streelman	T46	75-67-69-71	282/-21	10.00 21,394.28
Brendon Todd	T46	66-69-71-76	282/-21	10.00 21,394.28
Keegan Bradley	T53	68-73-70-72	283/-1	82.50 $18,520.00
Chris Kirk	T53	71-68-73-71	283/-1	82.50 18,520.00
Seung-Yul Noh	T53	68-72-70-73	283/-1	82.50 18,520.00
Jeff Overton	T53	72-71-70-70	283/-1	82.50 18,520.00
Sergio Garcia	T57	71-68-71-74	284/E	62.50 17,840.00
Brian Harman	T57	69-74-68-73	284/E	62.50 17,840.00
Brendan Steele	T57	71-71-69-73	284/E	62.50 17,840.00
Lee Westwood	T57	70-73-71-70	284/E	62.50 17,840.00
Jason Bohn	T61	68-71-74-72	285/1	40.00 17,120.00
Brendon de Jonge	T61	66-72-72-75	285/1	40.00 17,120.00
Russell Henley	T61	70-71-73-71	285/1	40.00 17,120.00
Jason Kokrak	T61	70-71-71-73	285/1	40.00 17,120.00
Boo Weekley	T61	72-68-71-74	285/1	40.00 17,120.00
Retief Goosen	T66	69-69-74-74	286/2	22.50 16,560.00
Jhonattan Vegas	T66	69-74-69-74	286/2	22.50 16,560.00
Ricky Barnes	T68	68-75-70-76	289/5	12.50 16,240.00
Vijay Singh	T68	69-73-71-76	289/5	12.50 16,240.00
Chesson Hadley	70	74-69-70-78	291/7	5.00 16,000.00
K.J. Choi	T71	68-75-72	215/2	4.80 15,680.00
Luke Guthrie	T71	71-72-72	215/2	4.80 15,680.00
Tim Wilkinson	T71	72-71-72	215/2	4.80 15,680.00
Brian Davis	T74	73-66-77	216/3	4.45 15,120.00
Ryan Palmer	T74	69-71-76	216/3	4.45 15,120.00
Brian Stuard	T74	73-70-73	216/3	4.45 15,120.00
David Toms	T74	69-73-74	216/3	4.45 15,120.00
Phil Mickelson	78	71-72-75	218/5	4.20 14,720.00
Martin Flores	79	73-70-76	219/6	4.10 14,560.00

The following players did not finish
(C=cut, W=withdrew)

C—144-Aaron Baddeley, Robert Garrigus, Justin Hicks, Billy Hurley III, Matt Jones, George McNeill, Ian Poulter, Brandt Snedeker, Andrew Svoboda, **145**-Jonas Blixt, Graham DeLaet, Luke Donald, Kevin Kisner, Justin Leonard, Louis Oosthuizen, Michael Putnam, Scott Stallings, Jimmy Walker, Nick Watney, **146**-Robert Allenby, Scott Brown, Ben Crane, Harris English, Matt Every, James Hahn, Billy Horschel, Webb Simpson, Robert Streb, **147**-Sang-Moon Bae, Marc Leishman, Will MacKenzie, Ryan Moore, Carl Pettersson, **148**-J.B. Holmes, Freddie Jacobson, Martin Kaymer, Pat Perez, Camilo Villegas, **149**-Geoff Ogilvy, Michael Thompson, **150**-Brice Garnett, **151**-Rory Sabbatini. **W—76**-Tim Clark.

2007 Four-Round Summary at Westchester CC

Rank	Hole	Par	Avg. Yardage	Avg. Score	Average Over Under-par	Eagles	Birdies	Pars	Bogeys	Doubles	Triples +
11	1	3	190	3.009	.009		72	282	62	4	2
9	2	4	384	4.028	.028		70	282	58	12	
13	3	4	408	3.974	.026-		67	302	51	1	1
6	4	4	419	4.121	.121		54	277	77	14	
16	5	5	575	4.756	.244-	7	145	219	47	3	1
14	6	3	151	2.934	.066-		79	300	35	8	
7	7	4	350	4.036	.036	1	94	227	92	7	1
2	8	4	471	4.237	.237		43	251	113	15	
18	9	5	505	4.514	.486-	14	203	180	24	1	
15	10	4	314	3.763	.237-	2	154	214	46	6	
3	11	4	447	4.235	.235		34	270	106	9	3
1	12	4	485	4.251	.251		30	265	118	9	
8	13	4	410	4.031	.031		63	285	72	2	
10	14	3	154	3.021	.021	1	70	283	55	13	
4	15	4	462	4.190	.190		41	271	100	9	1
5	16	3	214	3.168	.168		48	270	90	13	1
12	17	4	374	3.976	.024-		84	268	66	4	
17	18	5	526	4.656	.344-	6	165	219	32		
TOTALS:		**71**	**6839**	**70.900**	**.100-**	**31**	**1516**	**4665**	**1244**	**130**	**10**

2007 Scoring Recap at Westchester CC

	ROUND 1	ROUND 2	ROUND 3	ROUND 4	TOTAL
Rounds below 70	46	42	25	28	141
Rounds below par	63	57	42	38	200
Rounds par & below	80	73	50	48	251
Rounds at even par	17	16	8	10	51
Rounds over par	57	62	25	27	171
Rounds 80 & over		1			1

2008 Four-Round Summary at Ridgewood CC

Rank	Hole	Par	Avg. Yardage	Avg. Score	Average Over Under-par	Eagles	Birdies	Pars	Bogeys	Doubles	Triples +
18	1	4	380	3.766	.234-	2	119	270	20	3	
11	2	3	190	2.998	.002-		66	287	57	4	
14	3	5	588	4.870	.130-	2	113	247	44	5	3
10	4	4	444	4.024	.024	1	57	291	61	4	
16	5	4	291	3.841	.159-	2	110	260	37	4	1
9	6	4	471	4.087	.087		52	278	80	4	
7	7	4	447	4.118	.118		51	273	80	10	
2	8	3	217	3.184	.184		44	255	110	5	
6	9	4	440	4.130	.130		52	267	84	11	
4	10	3	230	3.147	.147		36	287	85	6	
3	11	4	467	4.157	.157	1	50	259	91	13	
1	*12	4	475	4.343	.343		27	232	143	10	2
15	13	5	626	4.867	.133-	2	129	215	59	8	1
8	14	4	412	4.109	.109		48	281	81	2	2
12	15	3	155	2.908	.092-		84	285	44	1	
13	16	4	422	3.901	.099-		101	257	53	2	1
17	17	5	594	4.814	.186-	3	115	256	36	4	
5	18	4	470	4.143	.143		47	267	95	4	1
TOTALS:		**71**	**7319**	**71.406**	**.406**	**13**	**1301**	**4767**	**1260**	**100**	**11**

** in Top 2008 50 Toughest Holes*

2008 Scoring Recap at Ridgewood CC

	ROUND 1	ROUND 2	ROUND 3	ROUND 4	TOTAL
Rounds below 70	24	29	23	20	96
Rounds below par	44	52	31	33	160
Rounds par & below	64	74	41	41	220
Rounds at even par	20	22	10	8	60
Rounds over par	71	61	31	31	194
Rounds 80 & over		1		1	2

2009 Four-Round Summary at Liberty National

Rank	Hole	Par	Avg. Yardage	Avg. Score	Average Over Under-par	Eagles	Birdies	Pars	Bogeys	Doubles	Triples +
14	1	4	398	3.907	.093-		85	274	29	8	1
8	2	3	219	3.154	.154		27	289	75	5	1
9	3	4	402	4.093	.093		66	238	85	6	2
10	4	3	193	3.078	.078	1	40	289	61	6	
6	5	4	442	4.184	.184	2	68	220	74	29	4
18	6	5	548	4.708	.292-	11	149	194	34	6	3
5	7	4	484	4.217	.217		43	235	110	8	1
13	8	5	611	4.952	.048-		105	220	60	10	2
2	* 9	4	474	4.297	.297		29	251	92	20	5
1	*10	4	496	4.393	.393		24	221	129	18	5
3	11	3	250	3.259	.259		21	272	88	12	4
11	12	4	431	4.055	.055		53	274	66	3	1
17	13	5	563	4.814	.186-	5	138	206	32	11	5
15	14	3	150	2.872	.128-		92	270	29	6	
3	15	4	481	4.259	.259		36	240	105	14	2
16	16	4	324	3.846	.154-	4	110	232	45	6	
12	17	4	445	4.025	.025		76	242	74	3	2
7	18	4	508	4.169	.169		41	257	92	5	2
TOTALS:		**71**	**7419**	**72.282**	**1.282**	**23**	**1203**	**4424**	**1280**	**176**	**40**

** in Top 2009 50 Toughest Holes*

2009 Scoring Recap at Liberty National

	ROUND 1	ROUND 2	ROUND 3	ROUND 4	TOTAL
Rounds below 70	26	4	26	21	77
Rounds below par	41	10	36	38	125
Rounds par & below	56	20	47	48	171
Rounds at even par	15	10	11	10	46
Rounds over par	68	99	30	29	226
Rounds 80 & over		7			7

2010 Four-Round Summary at Ridgewood CC

Rank	Hole	Par	Avg. Yardage	Avg. Score	Average Over Under-par	Eagles	Birdies	Pars	Bogeys	Doubles	Triples +
17	1	4	380	3.792	.208-		100	268	15	1	1
12	2	3	190	2.945	.055-		67	275	40	3	
14	3	5	588	4.894	.106-	3	93	236	48	5	
9	4	4	444	4.013	.013		55	275	51	3	1
18	5	4	291	3.696	.304-	9	132	214	28	1	1
3	6	4	471	4.171	.171		32	261	86	6	
10	7	4	447	4.008	.008		63	259	60	3	
7	8	3	217	3.055	.055		52	263	67	3	
5	9	4	440	4.138	.138	1	48	242	85	9	
6	10	3	230	3.135	.135		21	294	67	3	
4	11	4	467	4.169	.169		36	255	87	7	
2	12	4	475	4.210	.210		26	260	91	8	
11	13	5	626	4.979	.021-	1	83	236	55	8	2
8	14	4	412	4.034	.034		50	274	59	2	
16	15	3	155	2.795	.205-		98	269	17	1	
13	16	4	422	3.896	.104-		76	278	26	5	
15	17	5	594	4.810	.190-	3	112	230	35	5	
1	18	4	470	4.236	.236		30	240	109	6	
TOTALS:		**71**	**7319**	**70.977**	**.023-**	**17**	**1174**	**4629**	**1026**	**79**	**5**

2010 Scoring Recap at Ridgewood CC

	ROUND 1	ROUND 2	ROUND 3	ROUND 4	TOTAL
Rounds below 70	43	25	21	21	110
Rounds below par	57	44	33	30	164
Rounds par & below	71	60	45	42	218
Rounds at even par	14	16	12	12	54
Rounds over par	50	60	27	30	167
Rounds 80 & over					

2011 Four-Round Summary at Plainfield Country Club

Rank	Hole	Par	Avg. Yardage	Avg. Score	Average Over Under-par	Eagles	Birdies	Pars	Bogeys	Doubles	
9	1	4	432	3.920	.080-		56	227	31		
5	2	4	443	4.064	.064		40	218	52	4	
6	3	3	196	3.061	.061		46	212	47	9	
15	4	4	360	3.691	.309-	3	117	171	20	3	
18	5	5	527	4.414	.586-	6	185	112	9	2	
11	6	3	164	2.889	.111-		72	208	31	3	
7	7	4	471	3.962	.038-		59	210	43	2	
1	8	4	480	4.137	.137		34	207	69	4	
8	9	4	368	3.936	.064-		60	215	38	1	
12	10	4	411	3.841	.159-		79	207	27	1	
13	11	3	148	2.831	.169-		87	195	30	2	
16	12	5	588	4.634	.366-	5	124	168	15	2	
3	13	4	482	4.105	.105		37	214	58	3	2
2	14	3	228	3.108	.108		31	233	38	9	3
10	15	4	372	3.895	.105-		66	217	30		1
14	16	5	582	4.720	.280-	4	119	161	23	5	2
4	17	4	427	4.067	.067		50	203	54	5	2
17	18	4	285	3.529	.471-	3	158	137	16		
TOTALS:		**71**	**6964**	**68.803**	**2.197-**	**21**	**1420**	**3515**	**631**	**55**	**10**

2011 Scoring Recap at Plainfield Country Club

	ROUND 1	ROUND 2	ROUND 3	ROUND 4	TOTAL
Rounds below 70	64	80	53		197
Rounds below par	79	100	61		240
Rounds par & below	97	105	65		267
Rounds at even par	18	5	4		27
Rounds over par	26	14	7		47
Rounds 80 & over	1				1

2012 Four-Round Summary at Bethpage State Park

Rank	Hole	Par	Avg. Yardage	Avg. Score	Average Over Under-par	Eagles	Birdies	Pars	Bogeys	Doubles	Triples +
14	1	4	430	3.962	.038-		67	279	44	4	
13	2	4	389	4.008	.008		63	269	58	4	
1	3	3	230	3.287	.287		23	242	122	7	
17	4	5	517	4.678	.322-	13	149	189	38	5	
3	5	4	478	4.188	.188		37	258	88	10	1
12	6	4	408	4.071	.071		49	273	68	3	1
18	7	5	553	4.363	.637-	19	229	132	12	2	
5	8	3	210	3.145	.145		44	272	60	15	3
5	9	4	460	4.145	.145		50	244	94	5	1
2	10	4	502	4.261	.261		24	251	111	8	
8	11	4	435	4.132	.132		55	244	84	10	1
7	12	4	501	4.140	.140		36	276	74	7	1
16	13	5	608	4.893	.107-		119	212	51	10	2
15	14	3	161	2.949	.051-	1	74	267	48	4	
9	15	4	478	4.122	.122	3	50	243	92	6	
10	16	4	490	4.112	.112		47	259	85	3	
4	17	3	207	3.168	.168	1	26	280	80	7	
11	18	4	411	4.096	.096		56	253	77	7	1
TOTALS:		**71**	**7468**	**71.718**	**.718**	**37**	**1198**	**4443**	**1286**	**117**	**11**

2012 Scoring Recap Bethpage State Park

	ROUND 1	ROUND 2	ROUND 3	ROUND 4	TOTAL
Rounds below 70	34	32	19	10	95
Rounds below par	51	41	22	21	135
Rounds par & below	73	57	28	33	191
Rounds at even par	22	16	6	12	56
Rounds over par	50	64	47	42	203
Rounds 80 & over	1		1		2

2013 Four-Round Summary at Liberty National

Rank	Hole	Par	Avg. Yardage	Avg. Score	Average Over Under-par	Eagles	Birdies	Pars	Bogeys	Doubles	Triples +
14	1	4	398	3.874	.126-	2	98	239	49	2	
9	2	3	219	3.028	.028		48	285	55	2	
10	3	4	395	4.003	.003	1	63	263	60	3	
8	4	3	193	3.062	.062		52	271	59	7	1
7	5	4	427	4.092	.092		71	237	62	16	4
18	6	5	538	4.515	.485-	22	184	150	30	3	1
6	7	4	467	4.123	.123		48	252	85	4	1
15	8	5	611	4.826	.174-	1	123	218	40	7	1
1	* 9	4	474	4.305	.305		28	255	73	30	4
3	10	4	496	4.223	.223		55	219	95	17	4
3	11	3	250	3.223	.223		27	269	77	14	3
11	12	4	431	4.000	.000	1	68	260	52	9	
17	13	5	563	4.651	.349-	13	178	149	36	11	3
13	14	3	150	2.949	.051-	2	82	249	48	9	
2	*15	4	481	4.285	.285		38	219	118	14	1
16	16	4	325	3.810	.190-	3	123	218	38	7	1
12	17	4	445	3.987	.013-		71	256	60	3	
5	18	4	490	4.195	.195		32	262	84	12	
TOTALS:		**71**	**7353**	**71.151**	**.151**	**45**	**1389**	**4271**	**1121**	**170**	**24**

2013 Scoring Recap at Liberty National

	ROUND 1	ROUND 2	ROUND 3	ROUND 4	TOTAL
Rounds below 70	43	43	17	15	118
Rounds below par	58	57	25	26	166
Rounds par & below	76	67	35	38	216
Rounds at even par	18	10	10	12	50
Rounds over par	47	52	39	36	174
Rounds 80 & over		1		1	2

2014 Four-Round Summary at Ridgewood CC

				Avg. Score	Average Over Under-par	Eagles	Birdies	Pars	Bogeys	Doubles	Triples +
14	1	4	380	3.819	.181-		107	253	28	4	
11	2	3	190	2.931	.069-		71	279	40	2	
12	3	5	588	4.883	.117-	2	103	236	42	8	1
3	4	4	444	4.133	.133		45	266	69	10	2
17	5	4	291	3.778	.222-	5	133	204	45	4	1
8	6	4	471	4.092	.092		60	241	86	5	
9	7	4	447	4.087	.087		60	243	85	3	1
7	8	3	217	3.107	.107		47	263	77	3	2
6	9	4	440	4.112	.112		54	245	90	2	1
5	10	3	230	3.117	.117		46	265	71	9	1
4	11	4	467	4.125	.125		56	243	83	8	2
1	12	4	475	4.217	.217	1	30	252	101	8	
18	13	5	626	4.755	.245-	2	136	215	35	3	1
10	14	4	412	4.033	.033		56	275	54	6	1
14	15	3	155	2.819	.181-		100	265	25	2	
16	16	4	422	3.814	.186-		105	260	22	5	
13	17	5	594	4.824	.176-	3	118	224	39	8	
2	18	4	470	4.163	.163		47	243	94	7	1
TOTALS:		**71**	**7319**	**70.809**	**.191-**	**13**	**1374**	**4472**	**1086**	**97**	**14**

2014 Scoring Recap at Ridgewood CC

	ROUND 1	ROUND 2	ROUND 3	ROUND 4	TOTAL
Rounds below 70	44	34	24	24	126
Rounds below par	55	53	39	39	186
Rounds par & below	72	68	52	50	242
Rounds at even par	17	15	13	11	56
Rounds over par	50	53	27	20	150
Rounds 80 & over					

Deutsche Bank Championship Summaries

Deutsche Bank Championship

2007

Phil Mickelson

Norton, MA
TPC Boston

August 31-September 3, 2007

FedExCup Points: 50,000 **Purse: $7,000,000**
Par/Yards: 36-35—71/7,207

LEADERS

First Round
Camilo Villegas ....63 (-8)
Mike Weir ....65 (-6)
Ryan Moore ....65 (-6)
Heath Slocum ....66 (-5)
Brett Wetterich ....66 (-5)
Fredrik Jacobson ....66 (-5)
Steve Elkington ....66 (-5)
Henrik Stenson ....66 (-5)
Phil Mickelson 70 (T43)

Second Round
Aaron Baddeley ....133 (-9)
Rich Beem ....133 (-9)
Mike Weir ....133 (-9)
Phil Mickelson ....134 (-8)
Sean O'Hair ....134 (-8)
Brett Wetterich ....134 (-8)
Ryan Moore ....134 (-8)

Third Round
Brett Wetterich ....200 (-13)
Arron Oberholser ....201 (-12)
Phil Mickelson ....202 (-11)
Tiger Woods ....203 (-10)
Aaron Baddeley ....203 (-10)

CUT: 75 players at 1-over-par 143 from a field of 115 professionals.

WEATHER: Friday: Partly cloudy, winds NE 5-10 mph early, then increasing to 10-15 mph by late afternoon. High of 85. Saturday: Mostly sunny, winds N 10-20 mph. High of 79. Sunday: Mostly sunny, winds N 4-8 mph before noon then S-SW 4-8 after noon. High of 78. Monday: Mostly sunny, winds SW 10-15 mph early, then increasing to 15-25 mph after noon. High of 85.

Player	Pos.	Score	Total	FedExCup Points	Official Money
PHIL MICKELSON	1	70-64-68-66	268	9,000	$1,260,000.00
Brett Wetterich	T2	66-68-66-70	270	3,733	522,666.67
Tiger Woods	T2	72-64-67-67	270	3,733	522,666.67
Arron Oberholser	T2	69-66-66-69	270	3,733	522,666.66
Aaron Baddeley	5	67-66-70-70	273	2,000	280,000.00
Geoff Ogilvy	T6	70-70-67-67	274	1,738	243,250.00
Rory Sabbatini	T6	68-67-70-69	274	1,738	243,250.00
Robert Allenby	8	69-69-70-67	275	1,550	217,000.00
Fredrik Jacobson	T9	66-72-70-68	276	1,250	175,000.00
Troy Matteson	T9	71-66-69-70	276	1,250	175,000.00
Sean O'Hair	T9	68-66-74-68	276	1,250	175,000.00
Steve Stricker	T9	67-69-69-71	276	1,250	175,000.00
Camilo Villegas	T9	63-72-69-72	276	1,250	175,000.00
Lucas Glover	T14	69-70-66-72	277	900	126,000.00
John Mallinger	T14	73-69-67-68	277	900	126,000.00
Charlie Wi	T14	67-72-69-69	277	900	126,000.00
Nathan Green	T17	72-70-67-69	278	677	94,733.34
George McNeill	T17	71-69-70-68	278	677	94,733.34
Sergio Garcia	T17	67-71-68-72	278	677	94,733.33
Ryuji Imada	T17	69-66-72-71	278	677	94,733.33
Cliff Kresge	T17	69-71-67-71	278	677	94,733.33
Adam Scott	T17	68-72-66-72	278	677	94,733.33
Jonathan Byrd	T23	69-70-70-70	279	421	59,000.00
Angel Cabrera	T23	70-69-65-75	279	421	59,000.00
Steve Elkington	T23	66-70-70-73	279	421	59,000.00
Jason Gore	T23	70-71-64-74	279	421	$59,000.00
Trevor Immelman	T23	67-74-68-70	279	421	59,000.00
John Senden	T23	67-71-67-74	279	421	59,000.00
Heath Slocum	T23	66-70-72-71	279	421	59,000.00
Woody Austin	T30	71-68-70-71	280	273	38,181.82
Rich Beem	T30	67-66-73-74	280	273	38,181.82
Paul Goydos	T30	75-67-71-67	280	273	38,181.82
Charles Howell III	T30	69-69-72-70	280	273	38,181.82
Zach Johnson	T30	68-72-68-72	280	273	38,181.82
Will MacKenzie	T30	70-72-65-73	280	273	38,181.82
Mike Weir	T30	65-68-74-73	280	273	38,181.82
Dean Wilson	T30	70-71-71-68	280	273	38,181.82
Mark Wilson	T30	73-68-72-67	280	273	38,181.82
Briny Baird	T30	71-68-67-74	280	273	38,181.81
Bo Van Pelt	T30	68-69-69-74	280	273	38,181.81
Bart Bryant	T41	72-67-66-76	281	180	25,200.00
Matt Kuchar	T41	68-72-68-73	281	180	25,200.00
Ryan Moore	T41	65-69-77-70	281	180	25,200.00
Rod Pampling	T41	74-67-68-72	281	180	25,200.00
Vaughn Taylor	T41	68-73-68-72	281	180	25,200.00
Boo Weekley	T41	73-69-66-73	281	180	25,200.00
Brian Bateman	T47	69-72-70-71	282	132	18,508.00
Doug LaBelle II	T47	73-69-69-71	282	132	18,508.00
Kenny Perry	T47	68-71-73-70	282	132	18,508.00
John Rollins	T47	70-69-72-71	282	132	18,508.00
Brandt Snedeker	T47	71-72-73-66	282	132	$18,508.00
Rocco Mediate	T52	71-72-66-74	283	118	16,520.00
Joe Ogilvie	T52	70-69-72-72	283	118	16,520.00
Tom Pernice, Jr.	T52	75-65-67-76	283	118	16,520.00
Stephen Ames	T55	68-73-69-74	284	113	15,820.00
Jim Furyk	T55	68-73-69-74	284	113	15,820.00
Craig Kanada	T55	67-68-72-77	284	113	15,820.00
Justin Leonard	T55	72-70-75-67	284	113	15,820.00
Henrik Stenson	T55	66-73-75-70	284	113	15,820.00
Tommy Armour III	T60	68-70-72-75	285	108	15,120.00
Chad Campbell	T60	70-70-71-74	285	108	15,120.00
Luke Donald	T60	72-66-73-74	285	108	15,120.00
Tim Herron	T60	71-72-74-68	285	108	15,120.00
Vijay Singh	T60	74-66-73-72	285	108	15,120.00
Ken Duke	T65	70-72-69-75	286	104	14,490.00
Robert Garrigus	T65	69-72-72-73	286	104	14,490.00
Jerry Kelly	T65	71-72-73-70	286	104	14,490.00
Jeff Maggert	T65	69-73-70-74	286	104	14,490.00
Kevin Na	69	71-71-69-76	287	101	14,140.00
Daniel Chopra	T70	70-70-74-74	288	100	13,930.00
Brian Gay	T70	74-69-72-73	288	100	13,930.00
Mark Calcavecchia	T72	72-70-77-71	290	97	13,580.00
Brian Davis	T72	68-71-75-76	290	97	13,580.00
Charles Warren	T72	69-74-73-74	290	97	13,580.00
Steve Flesch	T75	71-72-71-78	292	95	13,300.00

Deutsche Bank Championship

2008

Vijay Singh

Norton, MA
TPC Boston

August 29-September 1, 2008

FedExCup Points: 190,000 **Purse: $7,000,000**
Par/Yards: 36-35—71/7,207

LEADERS

First Round
Mike Weir....61 (-10)
Vijay Singh ....64 (-7)
John Merrick....64 (-7)
Briny Baird....64 (-7)
Heath Slocum....64 (-7)
Eric Axley....65 (-6)
Ben Curtis....65 (-6)

Second Round
Tim Clark....128 (-14)
Mike Weir....129 (-13)
Ben Curtis....130 (-12)
Vijay Singh ....130 (-12)
Jim Furyk....131 (-11)
Kevin Streelman....131 (-11)
Sergio Garcia....131 (-11)
Ernie Els....131 (-11)

Third Round
Mike Weir....196 (-17)
Camilo Villegas....197 (-16)
Sergio Garcia....199 (-14)
Vijay Singh ....199 (-14)
Ben Crane....200 (-13)
Ernie Els....200 (-13)
Jim Furyk....200 (-13)

CUT: 36-hole cut of 86 players at 3-under-par 139 from a field of 115 professionals. 54-hole cut: 72 players at 3-under 210 from a field of 86 professionals.

WEATHER: Friday: Partly cloudy skies with a high temperature of 78 degrees and winds light and variable. Saturday: Light mist and rain in the morning with mostly cloudy skies during the day and a high of 74. Winds S-SW at 5-10 mph. Sunday: Sunny and breezy with a high of 82 and winds NW at 10-20 mph with higher gusts. Monday: Sunny with a high of 83 and winds N-NW at 10-20 mph.

Player	Pos.	Score	Total	FedExCup Points	Official Money
VIJAY SINGH	1	64-66-69-63	262	11,000	$1,260,000.00
Mike Weir	2	61-68-67-71	267	7,400	756,000.00
Ernie Els	T3	66-65-69-70	270	4,900	406,000.00
Camilo Villegas	T3	68-66-63-73	270	4,900	406,000.00
Sergio García	T5	67-64-68-72	271	3,900	266,000.00
Tim Herron	T5	72-67-67-65	271	3,900	266,000.00
Chad Campbell	T7	67-70-69-66	272	3,558	218,166.67
Justin Leonard	T7	69-70-66-67	272	3,558	218,166.67
Jim Furyk	T7	66-65-69-72	272	3,558	218,166.66
Ben Crane	T10	72-65-63-73	273	3,250	175,000.00
Ken Duke	T10	66-67-70-70	273	3,250	175,000.00
Steve Marino	T10	66-66-71-70	273	3,250	175,000.00
Ryuji Imada	T13	69-65-68-72	274	3,000	140,000.00
Steve Stricker	T13	69-67-70-68	274	3,000	140,000.00
Angel Cabrera	T15	67-68-69-71	275	2,775	108,500.00
Tim Clark	T15	66-62-73-74	275	2,775	108,500.00
Steve Flesch	T15	68-65-73-69	275	2,775	108,500.00
Hunter Mahan	T15	70-64-72-69	275	2,775	108,500.00
Heath Slocum	T15	64-68-69-74	275	2,775	108,500.00
Johnson Wagner	T15	68-65-74-68	275	2,775	108,500.00
Briny Baird	T21	64-69-68-75	276	2,500	70,000.00
K.J. Choi	T21	69-70-70-67	276	2,500	70,000.00
Richard S. Johnson	T21	67-66-69-74	276	2,500	70,000.00
Pat Perez	T21	69-69-68-70	276	2,500	70,000.00
Carl Pettersson	T21	67-68-68-73	276	2,500	70,000.00
Brett Quigley	T21	69-70-67-70	276	2,500	70,000.00
Michael Allen	T27	71-68-66-72	277	2,348	48,650.00
Ben Curtis	T27	65-65-75-72	277	2,348	48,650.00
J.J. Henry	T27	68-69-71-69	277	2,348	48,650.00
Anthony Kim	T27	66-66-74-71	277	2,348	$48,650.00
Brandt Snedeker	T27	67-68-72-70	277	2,348	48,650.00
Boo Weekley	T27	70-67-70-70	277	2,348	48,650.00
Stuart Appleby	T33	70-66-70-72	278	2,259	36,200.00
Jonathan Byrd	T33	67-69-69-73	278	2,259	36,200.00
Stewart Cink	T33	67-69-69-73	278	2,259	36,200.00
Charley Hoffman	T33	67-69-71-71	278	2,259	36,200.00
John Merrick	T33	64-68-76-70	278	2,259	36,200.00
Jesper Parnevik	T33	68-71-66-73	278	2,259	36,200.00
John Senden	T33	69-69-70-70	278	2,259	36,200.00
Woody Austin	T40	72-66-66-75	279	2,200	28,000.00
Tim Petrovic	T40	71-65-72-71	279	2,200	28,000.00
John Rollins	T40	73-66-70-70	279	2,200	28,000.00
Mark Wilson	T40	69-69-67-74	279	2,200	28,000.00
Bo Van Pelt	T44	67-67-74-72	280	2,151	21,163.34
Bubba Watson	T44	70-69-71-70	280	2,151	21,163.34
Robert Allenby	T44	70-67-71-72	280	2,151	21,163.33
Scott McCarron	T44	69-70-69-72	280	2,151	21,163.33
Nick O'Hern	T44	69-66-73-72	280	2,151	21,163.33
Charlie Wi	T44	66-67-71-76	280	2,151	21,163.33
Stephen Ames	T50	71-67-71-72	281	2,115	16,100.00
Bart Bryant	T50	69-70-68-74	281	2,115	16,100.00
Brian Davis	T50	70-66-70-75	281	2,115	16,100.00
Jason Day	T50	70-66-74-71	281	2,115	16,100.00
Brian Gay	T50	68-68-73-72	281	2,115	16,100.00
Lucas Glover	T50	68-71-67-75	281	2,115	16,100.00
Trevor Immelman	T50	71-67-71-72	281	2,115	16,100.00
Martin Laird	T50	70-68-70-73	281	2,115	16,100.00
Ryan Palmer	T50	67-68-74-72	281	2,115	16,100.00
Tom Pernice, Jr	T50	69-67-69-76	281	2,115	$16,100.00
Andres Romero	T50	68-69-72-72	281	2,115	16,100.00
Kevin Streelman	T50	66-65-73-77	281	2,115	16,100.00
Kevin Sutherland	T50	70-67-71-73	281	2,115	16,100.00
John Mallinger	T63	66-67-74-75	282	2,106	14,770.00
Jeff Overton	T63	66-67-72-77	282	2,106	14,770.00
Chez Reavie	T63	69-69-69-75	282	2,106	14,770.00
Scott Verplank	T63	69-68-71-74	282	2,106	14,770.00
Fredrik Jacobson	T67	67-68-74-74	283	2,103	14,350.00
D.J. Trahan	T67	67-66-70-80	283	2,103	14,350.00
Bill Haas	T69	69-70-66-79	284	2,100	14,000.00
Frank Lickliter II	T69	73-65-70-76	284	2,100	14,000.00
Rocco Mediate	T69	69-70-71-74	284	2,100	14,000.00
Geoff Ogilvy	72	67-70-73-76	286	2,098	13,720.00
Aaron Baddeley	T73	72-67-72	211	2,095	13,300.00
Peter Lonard	T73	71-67-73	211	2,095	13,300.00
Phil Mickelson	T73	69-70-72	211	2,095	13,300.00
Adam Scott	T73	70-68-73	211	2,095	13,300.00
Dean Wilson	T73	71-68-72	211	2,095	13,300.00
Billy Mayfair	T78	70-69-73	212	2,092	12,810.00
Ryan Moore	T78	67-68-77	212	2,092	12,810.00
Kenny Perry	T80	72-67-74	213	2,090	12,530.00
Jay Williamson	T80	68-70-75	213	2,090	12,530.00
Tommy Armour III	T82	67-71-76	214	2,086	12,040.00
Eric Axley	T82	65-69-80	214	2,086	12,040.00
Justin Bolli	T82	67-71-76	214	2,086	12,040.00
Charles Howell III	T82	T82 66-70-78	214	2,086	12,040.00
Corey Pavin	T82	71-68-75	214	2,086	12,040.00

Deutsche Bank Championship Summaries

Deutsche Bank Championship

2009

Steve Stricker

Norton, MA
TPC Boston

September 4-7, 2009

FedExCup Points: 2,500
Purse: $7,500,000
Par/Yards: 36-35—71/7,202

LEADERS

First Round
Jim Furyk....63 (-8)
Steve Stricker....63 (-8)
Angel Cabrera....65 (-6)
Retief Goosen....65 (-6)
Matt Kuchar....65 (-6)
Justin Leonard....65 (-6)
Scott Verplank....65 (-6)

Second Round
Jim Furyk....130 (-12)
Sean O'Hair....130 (-12)
Retief Goosen....132 (-10)
Marc Leishman....132 (-10)
Steve Stricker....135 (T15)

Third Round
Retief Goosen....200 (-13)
Sean O'Hair....200 (-13)
Steve Stricker....200 (-13)
Padraig Harrington....201 (-12)
Kevin Na....201 (-12)
Scott Verplank....201 (-12)
Jerry Kelly....202 (-11)
Kevin Sutherland....202 (-11)

CUT: 73 players at 1-under 141 from a field of 99 professionals. (Paul Casey withdrew prior to play with an injury.)

WEATHER: Friday: Sunny and cool with a morning low of 73 degrees. Afternoon highs reached into the lower 80s, with light and variable winds. Saturday: Sunny and cool in the morning with S-SW winds 5-10 mph. Afternoon highs reached into the upper 70s. Sunday: Sunny and cool with SE winds 5-10 mph with afternoon highs reaching into the lower 80s. Monday: Sunny and cool with a morning low of 53. Winds S-SE 5-10 mph, with afternoon highs in the lower 70s.

Player	Pos.	Score	Total	FedExCup Points	Official Money
STEVE STRICKER	1	63-72-65-67	267	2,500.00	$1,350,000.00
Jason Dufne	T2	66-69-68-65	268	1,250.00	660,000.00
Scott Verplank	T2	65-68-68-67	268	1,250.00	660,000.00
Angel Cabrera	T4	65-69-70-65	269	600.00	310,000.00
Padraig Harrington	T4	67-67-67-68	269	600.00	310,000.00
Dustin Johnson	T4	68-65-70-66	269	600.00	310,000.00
Geoff Ogilvy	7	66-68-70-66	270	450.00	251,250.00
Jim Furyk	T8	63-67-73-68	271	400.00	217,500.00
Retief Goosen	T8	65-67-68-71	271	400.00	217,500.00
Sean O'Hair	T8	66-64-70-71	271	400.00	217,500.00
Jerry Kelly	T11	66-69-67-70	272	315.00	165,000.00
Kevin Na	T11	69-66-66-71	272	315.00	165,000.00
John Senden	T11	69-64-70-69	272	315.00	165,000.00
Tiger Woods	T11	70-67-72-63	272	315.00	165,000.00
Bill Haas	T15	69-66-72-66	273	272.50	123,750.00
Matt Kuchar	T15	65-71-68-69	273	272.50	123,750.00
Marc Leishman	T15	70-62-72-69	273	272.50	123,750.00
Kevin Sutherland	T15	68-65-69-71	273	272.50	123,750.00
Jason Day	T19	68-66-72-68	274	252.50	94,125.00
Zach Johnson	T19	68-71-67-68	274	252.50	94,125.00
Justin Leonard	T19	65-68-72-69	274	252.50	94,125.00
Charlie Wi	T19	71-64-72-67	274	252.50	94,125.00
Stephen Ames	T23	67-73-69-66	275	235.00	72,000.00
Jeff Overton	T23	69-66-70-70	275	235.00	72,000.00
Mike Weir	T23	68-65-72-70	275	235.00	72,000.00
Sergio Garcia	26	70-71-68-67	276	225.00	$60,000.00
Charley Hoffman	T27	69-69-70-69	277	210.00	53,250.00
Steve Marino	T27	70-68-71-68	277	210.00	53,250.00
Phil Mickelson	T27	71-68-72-66	277	210.00	53,250.00
Pat Perez	T27	70-65-75-67	277	210.00	53,250.00
Mark Wilson	T27	70-69-66-72	277	210.00	53,250.00
Jason Bohn	T32	73-67-69-69	278	187.50	43,406.25
Brandt Snedeker	T32	70-70-71-67	278	187.50	43,406.25
Kevin Streelman	T32	70-68-71-69	278	187.50	43,406.25
Bubba Watson	T32	68-71-71-68	278	187.50	43,406.25
Woody Austin	T36	67-70-74-68	279	152.50	31,537.50
Greg Chalmers	T36	67-70-74-68	279	152.50	31,537.50
Lucas Glover	T36	69-68-72-70	279	152.50	31,537.50
Anthony Kim	T36	71-70-67-71	279	152.50	31,537.50
Hunter Mahan	T36	73-66-69-71	279	152.50	31,537.50
Troy Matteson	T36	66-71-72-70	279	152.50	31,537.50
Scott McCarron	T36	70-70-69-70	279	152.50	31,537.50
Bryce Molder	T36	67-69-72-71	279	152.50	31,537.50
Scott Piercy	T36	67-69-74-69	279	152.50	31,537.50
David Toms	T36	67-69-73-70	279	152.50	31,537.50
Mathew Goggin	T46	71-69-69-71	280	120.00	21,850.00
Kenny Perry	T46	69-72-69-70	280	120.00	21,850.00
Nick Watney	T46	71-69-71-69	280	120.00	21,850.00
Brian Davis	T49	67-70-73-71	281	100.00	18,510.00
Bob Estes.	T49	70-71-71-69	281	100.00	18,510.00
Michael Letzig	T49	68-68-73-72	281	100.00	$18,510.00
Davis Love III	T49	69-70-71-71	281	100.00	18,510.00
D.A. Points	T49	69-70-73-69	281	100.00	18,510.00
Luke Donald	T54	69-72-72-69	282	72.50	17,025.00
Brian Gay	T54	70-67-73-72	282	72.50	17,025.00
Charles Howell III	T54	68-69-71-74	282	72.50	17,025.00
Justin Rose	T54	69-70-77-66	282	72.50	17,025.00
Vijay Singh	T54	67-72-70-73	282	72.50	17,025.00
Boo Weekley	T54	68-69-74-71	282	72.50	17,025.00
Daniel Chopra	60	67-71-73-72	283	55.00	16,500.00
Briny Baird	T61	73-67-74-70	284	37.50	15,975.00
Jonathan Byrd	T61	67-74-71-72	284	37.50	15,975.00
J.J. Henry	T61	72-68-74-70	284	37.50	15,975.00
Greg Owen	T61	69-69-73-73	284	37.50	15,975.00
Brett Quigley	T61	70-69-71-74	284	37.50	15,975.00
Camilo Villegas	T61	70-69-71-74	284	37.50	15,975.00
Y.E. Yang	67	71-70-69-75	285	20.00	15,450.00
J.B. Holmes	68	72-67-71-77	287	15.00	15,300.00
Ben Crane	T69	73-68-78-69	288	6.63	15,000.00
Fredrik Jacobson	T69	70-68-77-73	288	6.63	15,000.00
D.J. Trahan	T69	71-70-76-71	288	6.63	15,000.00
Richard S. Johnson	72	68-72-75-74	289	4.80	14,700.00
Ryuji Imada	73	74-66-75-81	296	4.70	14,550.00

Deutsche Bank Championship

2010

Charley Hoffman

Norton, MA
TPC Boston

September 3-6, 2010

FedExCup Points: 2,500
Purse: $7,500,000
Par/Yards: 36-35—71/7,214

LEADERS

First Round
Jason Day....63 (-8)
Zach Johnson....63 (-8)
Brian Davis....64 (-7)
Charley Hoffman....64 (-7)
Hunter Mahan....64 (-7)
Rory McIlroy....64 (-7)
Ryan Moore....64 (-7)
Geoff Ogilvy....64 (-7)
Ryan Palmer....64 (-7)
D.J. Trahan....64 (-7)

Second Round
Jason Day....130 (-12)
Brandt Snedeker....130 (-12)
Charley Hoffman....131 (-11)
Matt Kuchar....131 (-11)
Luke Donald....132 (-10)
Steve Stricker....133 (-9)
D.J. Trahan....133 (-9)

Third Round
Jason Day....196 (-17)
Brandt Snedeker....197 (-16)
Luke Donald....198 (-15)
Charley Hoffman....200 (-13)
Steve Stricker....200 (-13)
Geoff Ogilvy....201 (-12)
Phil Mickelson....201 (-12)
Adam Scott....201 (-12)
Charlie Wi....201 (-12)

CUT: 72 players at 1-under 141 from a field of 99 professionals.

WEATHER: Friday: Light remnants from Hurricane Earl made for overcast skies and sporadic, light-to-moderate showers. Highs in the mid 80s, WSW winds at 8-15 mph. Saturday: Mostly sunny with an afternoon high of 81 degrees. Winds W at 15-25 mph. Sunday: Sunny with an afternoon high of 78 degrees. Winds WSW at 12-17 mph. Monday: Sunny with afternoon high of 78. Winds SW at 4-8 mph.

Player	Pos.	Score	Total	FedExCup Points	Official Money
CHARLEY HOFFMAN	1	64-67-69-62	262	2,500.00	$1,350,000.00
Jason Day	T2	63-67-66-71	267	1,083.33	560,000.00
Luke Donald	T2	65-67-66-69	267	1,083.33	560,000.00
Geoff Ogilvy	T2	64-72-65-66	267	1,083.33	560,000.00
Tom Gillis	T5	67-71-65-65	268	500.00	273,750.00
Adam Scott	T5	67-69-65-67	268	500.00	273,750.00
Brandt Snedeker	T5	66-64-67-71	268	500.00	273,750.00
John Senden	8	66-68-69-67	270	425.00	232,500.00
Steve Stricker	9	65-68-67-71	271	400.00	217,500.00
D.J. Trahan	10	64-69-69-70	272	375.00	202,500.00
Michael Sim	T11	68-66-72-68	274	297.85	148,928.58
J.B. Holmes	T11	66-71-69-68	274	297.85	148,928.57
Matt Kuchar	T11	66-65-72-71	274	297.85	148,928.57
Ryan Palmer	T11	64-72-69-69	274	297.85	148,928.57
Andres Romero	T11	68-66-68-72	274	297.85	148,928.57
Vijay Singh	T11	66-68-69-71	274	297.85	148,928.57
Tiger Woods	T11	72-65-69-68	274	297.85	148,928.57
Angel Cabrera	T18	69-68-69-69	275	257.50	101,250.00
Stewart Cink	T18	68-66-72-69	275	257.50	101,250.00
Jason Dufner	T18	66-73-68-68	275	257.50	101,250.00
Charlie Wi	T18	68-66-67-74	275	257.50	101,250.00
Kris Blanks	T22	66-68-72-70	276	240.00	78,000.00
Brian Davis	T22	64-73-69-70	276	240.00	78,000.00
Bill Haas	T22	66-73-69-68	276	240.00	78,000.00
Paul Casey	T25	66-72-71-68	277	220.00	$58,500.00
Retief Goosen	T25	67-69-71-70	277	220.00	58,500.00
Martin Laird	T25	66-69-74-68	277	220.00	58,500.00
Phil Mickelson	T25	69-65-67-76	277	220.00	58,500.00
Bo Van Pelt	T25	70-70-68-69	277	220.00	58,500.00
Ernie Els	T30	70-67-70-71	278	200.00	48,750.00
Zach Johnson	T30	63-71-71-73	278	200.00	48,750.00
Justin Leonard	T30	69-66-67-76	278	200.00	48,750.00
Matt Jones	T33	65-70-73-71	279	182.50	41,437.50
Hunter Mahan	T33	64-70-71-74	279	182.50	41,437.50
Kevin Na	T33	69-67-70-73	279	182.50	41,437.50
Nick Watney	T33	69-72-70-68	279	182.50	41,437.50
Jim Furyk	T37	66-73-71-70	280	162.50	34,500.00
Fredrik Jacobson	T37	65-76-69-70	280	162.50	34,500.00
Rory McIlroy	T37	64-76-69-71	280	162.50	34,500.00
Bubba Watson	T37	67-71-73-69	280	162.50	34,500.00
Jason Bohn	T41	67-74-72-68	281	142.50	28,500.00
Greg Chalmers	T41	68-72-72-69	281	142.50	28,500.00
Rickie Fowler	T41	67-70-74-70	281	142.50	28,500.00
Steve Marino	T41	65-69-71-76	281	142.50	28,500.00
Robert Allenby	T45	69-70-75-68	282	102.50	19,550.00
Stephen Ames	T45	67-68-75-72	282	102.50	19,550.00
K.J. Choi	T45	69-71-72-70	282	102.50	19,550.00
Tim Clark	T45	69-72-71-70	282	102.50	19,550.00
Brendon de Jonge	T45	67-72-73-70	282	102.50	$19,550.00
Tim Petrovic	T45	68-71-71-72	282	102.50	19,550.00
Ian Poulter	T45	67-73-73-69	282	102.50	19,550.00
John Rollins	T45	66-70-67-79	282	102.50	19,550.00
Kevin Streelman	T45	69-70-73-70	282	102.50	19,550.00
Josh Teater	T45	68-70-75-69	282	102.50	19,550.00
David Toms	T45	67-71-75-69	282	102.50	19,550.00
Y.E. Yang	T45	67-70-68-77	282	102.50	19,550.00
Stuart Appleby	T57	70-71-72-70	283	62.50	16,725.00
Ricky Barnes	T57	68-71-74-70	283	62.50	16,725.00
Ryuji Imada	T57	67-71-73-72	283	62.50	16,725.00
Dustin Johnson	T57	73-68-69-73	283	62.50	16,725.00
Blake Adams	T61	70-68-70-76	284	42.50	16,125.00
Marc Leishman	T61	71-68-77-68	284	42.50	16,125.00
Davis Love III	T61	71-69-71-73	284	42.50	16,125.00
Camilo Villegas	T61	67-72-71-74	284	42.50	16,125.00
Lucas Glover	T65	70-68-72-75	285	27.50	15,675.00
Heath Slocum	T65	68-72-74-71	285	27.50	15,675.00
Charles Howell III	T67	68-70-77-71	286	17.50	15,375.00
Ryan Moore	T67	64-76-70-76	286	17.50	15,375.00
Aaron Baddeley	69	71-70-75-71	287	10.00	15,150.00
Paul Goydos	70	68-73-75-74	290	5.00	15,000.00

Deutsche Bank Championship Summaries

Deutsche Bank Championship

2011

Webb Simpson

Norton, MA **September 02-05, 2012** **FedExCup Points: 17,690** **Purse: $$8,000,000**
TPC Boston **Par/Yards: 36-35–71/ 7,214**

LEADERS

First Round		Second Round		Third Round
Troy Matteson	65 (-6)	Charl Schwartzel	132 (-10)	Bubba Watson - 202 (-11)
Luke Donald	66 (-5)	Adam Scott	132 (-10)	Jason Day - 203 (-10)
Jerry Kelly	66 (-5)	Bubba Watson	132 (-10)	Jerry Kelly - 203 (-10)
Charl Schwartzel	66 (-5)	Brandt Snedeker	133 (-9)	Chez Reavie - 203 (-10)
Y.E. Yang	66 (-5)	Nick Watney	134 (-8)	Adam Scott - 203 (-10)
Webb Simpson	**69 (-2)**	**Webb Simpson**	**137 (-5)**	Brendan Steele - 203 (-10)
				Webb Simpson - 204 (-9)

CUT: 78 players at 1-over 143 from a field of 99 professionals.

WEATHER: Friday: Mostly sunny with an afternoon high of 81 degrees. Winds S 7-12 mph. Saturday: Partly cloudy with an afternoon high in the lower 80s. Variable winds 8-12 mph. Sunday: Partly cloudy with an afternoon high of 84 degrees.Winds SSW 8-15 mph. Monday: Afternoon high reaching 83 degrees, with S-SW winds 8-15 mph. Gusts reaching 20 mph.

Player	Pos.	Score	Total	FedExCup Points	Official Money
WEBB SIMPSON	1	69-68-67-65	269	2,500.00	$1,440,000.00
Chez Reavie	2	67-68-68-66	269	1,500.00	864,000.00
Jason Day	T3	67-69-67-68	271	766.66	416,000.00
Luke Donald	T3	66-70-68-67	271	766.66	416,000.00
Brandt Snedeker	T3	69-64-72-66	271	766.66	416,000.00
Jim Furyk	6	69-69-66-68	272	500.00	288,000.00
Bo Van Pelt	7	73-68-66-66	273	450.00	268,000.00
Hunter Mahan	T8	68-71-69-66	274	412.50	240,000.00
Adam Scott	T8	69-63-71-71	274	412.50	240,000.00
Phil Mickelson	T10	70-73-63-69	275	319.16	177,333.34
Kyle Stanley	T10	68-71-68-68	275	319.16	177,333.34
Blake Adams	T10	70-67-68-70	275	319.16	177,333.33
Jerry Kelly	T10	66-69-68-72	275	319.16	177,333.33
Ryan Moore	T10	68-68-69-70	275	319.16	177,333.33
Brendan Steele	T10	69-67-67-72	275	319.16	177,333.33
Ernie Els	T16	70-65-71-70	276	265.00	120,000.00
Zach Johnson	T16	68-69-69-70	276	265.00	120,000.00
Robert Karlsson	T16	74-67-64-71	276	265.00	120,000.00
Steve Marino	T16	67-72-68-69	276	265.00	120,000.00
Bubba Watson	T16	68-64-70-74	276	265.00	120,000.00
Chad Campbell	T21	71-67-69-70	277	242.50	86,400.00
Lucas Glover	T21	69-69-69-70	277	242.50	86,400.00
Charl Schwartzel	T21	66-66-72-73	277	242.50	86,400.00
John Senden	T21	70-69-67-71	277	242.50	86,400.00
Matt Kuchar	T25	69-69-71-69	278	217.50	61,066.67
Sean O'Hair	T25	70-70-66-72	278	217.50	61,066.67
Camilo Villegas	T25	73-70-65-70	278	217.50	$61,066.67
Johnson Wagner	T25	69-69-71-69	278	217.50	61,066.67
Geoff Ogilvy	T25	69-70-66-73	278	217.50	61,066.66
Gary Woodland	T25	69-69-66-74	278	217.50	61,066.66
Jason Dufner	T31	68-67-74-70	279	187.50	46,400.00
Sergio Garcia	T31	71-65-74-69	279	187.50	46,400.00
Charley Hoffman	T31	70-73-65-71	279	187.50	46,400.00
Charles Howell III	T31	72-70-69-68	279	187.50	46,400.00
Chris Kirk	T31	71-66-72-70	279	187.50	46,400.00
Andres Romero	T31	71-68-69-71	279	187.50	46,400.00
Spencer Levin	T37	72-71-67-70	280	160.00	36,000.00
Graeme McDowell	T37	71-68-70-71	280	160.00	36,000.00
George McNeill	T37	67-72-70-71	280	160.00	36,000.00
Carl Pettersson	T37	69-70-70-71	280	160.00	36,000.00
Jimmy Walker	T37	71-72-70-67	280	160.00	36,000.00
Greg Chalmers	T42	72-65-71-73	281	122.50	24,576.00
Brian Davis	T42	70-66-72-73	281	122.50	24,576.00
Fredrik Jacobson	T42	74-66-70-71	281	122.50	24,576.00
Dustin Johnson	T42	68-71-67-75	281	122.50	24,576.00
Marc Leishman	T42	71-72-66-72	281	122.50	24,576.00
William McGirt	T42	69-69-71-72	281	122.50	24,576.00
Steve Stricker	T42	69-73-69-70	281	122.50	24,576.00
Chris Stroud	T42	72-68-68-73	281	122.50	24,576.00
Jhonattan Vegas	T42	71-72-67-71	281	122.50	24,576.00
Y.E. Yang	T42	66-71-71-73	281	122.50	24,576.00
Robert Allenby	T52	70-72-69-71	282	87.50	18,760.00
Rickie Fowler	T52	68-67-70-77	282	87.50	$18,760.00
J.J. Henry	T52	72-68-71-71	282	87.50	18,760.00
Scott Stallings	T52	72-65-74-71	282	87.50	18,760.00
Jonathan Byrd	T56	67-71-74-71	283	70.00	18,080.00
Bill Lunde	T56	68-71-70-74	283	70.00	18,080.00
Mark Wilson	T56	70-70-69-74	283	70.00	18,080.00
Robert Garrigus	T59	72-69-73-70	284	57.50	17,680.00
David Toms	T59	69-72-67-76	284	57.50	17,680.00
Ben Crane	T61	70-71-71-73	285	35.00	16,960.00
Bill Haas	T61	70-70-72-73	285	35.00	16,960.00
Ryuji Imada	T61	73-69-70-73	285	35.00	16,960.00
Brandt Jobe	T61	71-72-70-72	285	35.00	16,960.00
Ryan Palmer	T61	70-73-69-73	285	35.00	16,960.00
Pat Perez	T61	74-69-75-67	285	35.00	16,960.00
Nick Watney	T61	67-67-71-80	285	35.00	16,960.00
Davis Love III	T68	71-72-69-74	286	7.94	16,000.00
Jeff Overton	T68	70-71-76-69	286	7.94	16,000.00
John Rollins	T68	68-73-69-76	286	7.94	16,000.00
Justin Rose	T68	70-70-72-74	286	7.94	16,000.00
Rory Sabbatini	T68	67-75-72-72	286	7.94	16,000.00
Padraig Harrington	73	69-73-70-75	287	4.70	15,520.00
Martin Laird	T74	71-72-72-73	288	4.55	15,280.00
Scott Piercy	T74	68-73-77-70	288	4.55	15,280.00
Ricky Barnes	76	72-69-71-77	289	4.40	15,040.00
Aaron Baddeley	T77	72-69-75-75	291	4.25	14,800.00
Troy Matteson	T77	65-71-77-78	291	4.25	14,800.00

Deutsche Bank Championship

2012

Rory McIlroy

Norton, MA **August 31-September 3, 2012** **FedExCup Points: 2,500** **Purse: $8,000,000**
TPC Boston **Par/Yards: 36-35—71/7,216**

LEADERS

First Round		Second Round		Third Round
Seung-yul Noh	62 (-9)	**Rory McIlroy**	**130 (-12)**	Louis Oosthuizen	194 (-19)
Chris Kirk	63 (-8)	Louis Oosthuizen	131 (-11)	**Rory McIlroy**	**197 (-16)**
Ryan Moore	64 (-7)	Ryan Moore	132 (-10)	Dustin Johnson	200 (-13)
Jeff Overton	64 (-7)	Tiger Woods	132 (-10)	Tiger Woods	200 (-13)
Tiger Woods	64 (-7)	Jason Dufner	133 (-9)	Bryce Molder	202 (-11)
Rory McIlroy	**65 (-6)**	Chris Kirk	133 (-9)	Ryan Moore	202 (-11)
		Seung-yul Noh	133 (-9)		
		D.A. Points	133 (-9)		
		Charl Schwartzel	133 (-9)		

CUT: 78 players at 2-over par 144 from a field of 98 professionals.

WEATHER: Friday; Mostly sunny, with an afternoon high in the lower 90s. Winds SSW 8-12 mph. Saturday: Sunny and cooler with an afternoon high of 78. Winds ESE 5-8 mph. Sunday: Partly cloudy, with an afternoon high of 76. Light sprinkles in the late afternoon Winds ESE 4-8 mph. Monday: Mostly sunny, with an afternoon high of 78. Winds SE 5-10 mph.

Player	Pos.	Score	Total	FedExCup Points	Official Money
RORY MCILROY	1	65-65-67-67	264	2,500.00	$1,440,000.00
Louis Oosthuizen	2	66-65-63-71	265	1,500.00	864,000.00
Tiger Woods	3	64-68-68-66	266	1,000.00	544,000.00
Dustin Johnson	T4	67-68-65-70	270	650.00	352,000.00
Phil Mickelson	T4	68-68-68-66	270	650.00	352,000.00
Brandt Snedeker	6	69-70-65-67	271	500.00	288,000.00
Jeff Overton	T7	64-71-69-68	272	437.50	258,000.00
Adam Scott	T7	69-69-68-66	272	437.50	258,000.00
Bryce Molder	9	65-69-68-71	273	400.00	232,000.00
Ryan Moore	T10	64-68-70-72	274	362.50	208,000.00
Kevin Stadler	T10	68-71-69-66	274	362.50	208,000.00
John Senden	12	66-69-70-70	275	325.00	184,000.00
Keegan Bradley	T13	71-73-63-69	276	282.00	145,600.00
Jim Furyk	T13	69-72-65-70	276	282.00	145,600.00
Seung-Yul Noh	T13	62-71-75-68	276	282.00	145,600.00
Steve Stricker	T13	69-69-68-70	276	282.00	145,600.00
Lee Westwood	T13	68-71-69-68	276	282.00	145,600.00
Jason Dufner	T18	67-66-70-74	277	262.50	116,000.00
Webb Simpson	T18	69-70-66-72	277	262.50	116,000.00
Jonas Blixt	T20	67-72-71-68	278	242.50	86,666.67
Troy Matteson	T20	72-67-70-69	278	242.50	86,666.67
John Merrick	T20	68-72-68-70	278	242.50	86,666.67
Dicky Pride	T20	69-72-69-68	278	242.50	86,666.67
D.A. Points	T20	68-65-71-74	278	242.50	86,666.66
Nick Watney	T20	72-69-66-71	278	242.50	86,666.66
William McGirt	T26	69-72-69-69	279	205.00	54,444.45
Pat Perez	T26	69-72-69-69	279	205.00	$54,444.45
Vijay Singh	T26	73-69-68-69	279	205.00	54,444.45
Bo Van Pelt	T26	69-71-70-69	279	205.00	54,444.45
Luke Donald	T26	67-72-70-70	279	205.00	54,444.44
Ernie Els	T26	69-69-71-70	279	205.00	54,444.44
Tom Gillis	T26	69-69-71-70	279	205.00	54,444.44
David Hearn	T26	67-69-68-75	279	205.00	54,444.44
Charley Hoffman	T26	67-67-69-76	279	205.00	54,444.44
Matt Every	T35	71-68-68-73	280	172.50	40,300.00
Bill Haas	T35	71-72-68-69	280	172.50	40,300.00
Chris Kirk	T35	63-70-75-72	280	172.50	40,300.00
Matt Kuchar	T35	70-74-68-68	280	172.50	40,300.00
Greg Chalmers	T39	69-68-73-71	281	155.00	34,400.00
J.B. Holmes	T39	72-69-69-71	281	155.00	34,400.00
Hunter Mahan	T39	68-72-70-71	281	155.00	34,400.00
Aaron Baddeley	T42	68-74-70-70	282	135.00	28,000.00
Bob Estes	T42	71-69-73-69	282	135.00	28,000.00
Robert Garrigus	T42	71-67-73-71	282	135.00	28,000.00
Marc Leishman	T42	72-71-70-69	282	135.00	28,000.00
Kyle Stanley	T42	70-70-71-71	282	135.00	28,000.00
Zach Johnson	T47	70-71-71-71	283	112.50	21,520.00
George McNeill	T47	71-70-72-70	283	112.50	21,520.00
Ian Poulter	T47	67-71-75-70	283	112.50	21,520.00
Charl Schwartzel	T47	68-65-79-71	283	112.50	21,520.00
Roberto Castro	T51	72-72-69-71	284	87.50	18,826.67
Jason Day	T51	68-73-72-71	284	87.50	18,826.67
Geoff Ogilvy	T51	72-69-73-70	284	87.50	$18,826.67
Jimmy Walker	T51	73-71-72-68	284	87.50	18,826.67
John Huh	T51	71-73-69-71	284	87.50	18,826.66
Johnson Wagner	T51	70-71-69-74	284	87.50	18,826.66
Bud Cauley	T57	68-73-71-73	285	67.50	18,000.00
Carl Pettersson	T57	71-70-75-69	285	67.50	18,000.00
Padraig Harrington	59	70-74-75-67	286	60.00	17,760.00
Blake Adams	T60	69-73-74-71	287	47.50	17,360.00
Brendon de Jonge	T60	70-73-73-71	287	47.50	17,360.00
J.J. Henry	T60	69-73-72-73	287	47.50	17,360.00
Josh Teater	T60	71-71-71-74	287	47.50	17,360.00
Sean O'Hair	T64	70-74-69-75	288	32.50	16,880.00
Scott Piercy	T64	72-70-73-73	288	32.50	16,880.00
Tommy Gainey	T66	72-70-71-76	289	20.00	16,480.00
Scott Stallings	T66	70-73-74-72	289	20.00	16,480.00
Mark Wilson	T66	74-70-74-71	289	20.00	16,480.00
Harris English	T69	70-73-73-74	290	5.88	15,840.00
Martin Flores	T69	72-71-73-74	290	5.88	15,840.00
Kevin Na	T69	69-75-73-73	290	5.88	15,840.00
Ted Potter, Jr.	T69	69-68-72-81	290	5.88	15,840.00
Daniel Summerhays	T69	71-70-72-77	290	5.88	15,840.00
Rickie Fowler	T74	71-72-72-76	291	4.50	15,200.00
Brian Harman	T74	71-73-72-75	291	4.50	15,200.00
Graeme McDowell	T74	74-70-75-72	291	4.50	15,200.00
Jonathan Byrd	77	72-72-73-75	292	4.30	14,880.00
Sang-Moon Bae	78	69-72-77-78	296	4.20	14,720.00

Deutsche Bank Championship

2013

Henrik Stenson

Norton, MA **August 27-September 2, 2013** **FedExCup Points: 2,500 (first)** **Purse: $8,000,000**
TPC Boston **Par/Yards: 36-35—71/7,216**

LEADERS

First Round	
Brian Davis	63 (-8)
Phil Mickelson	63 (-8)
Kevin Stadler	64 (-7)
Roberto Castro	65 (-6)
Sergio Garcia	65 (-6)
Hunter Mahan	65 (-6)
Henrik Stenson	**67 (-4)**

Second Round	
Sergio Garcia	129 (-13)
Roberto Castro	130 (-12)
Henrik Stenson	**130 (-12)**
Jason Dufner	132 (-10)
Matt Kuchar	132 (-10)

Third Round	
Sergio Garcia	194 (-19)
Henrik Stenson	**196 (-17)**
Graham DeLaet	197 (-16)
Steve Stricker	197 (-16)
Roberto Castro	198 (-15)
Jason Dufner	198 (-15)

CUT: 76 players at 1-under-par 141 from a field of 100 professionals.

WEATHER: **Friday:** Partly cloudy, with a high of 81. Winds WSW at 5-10 mph. **Saturday:** Mostly cloudy, with a high of 83. Winds SSW at 10-18 mph. **Sunday:** Cloudy, with heavy rain showers. High of 80. Winds SSW at 8-15 mph. Officials suspended play due to a dangerous weather situation at 8:46 a.m., with seven groups on the course. Officials decided to erase play from the morning and restart the round with threesomes off split tees beginning at noon. An additional delay of 15 minutes occurred, with tee times running from 12:15-2:15 p.m. Due to wet conditions, preferred lies were utilized. **Monday:** Due to the threat of inclement weather, tee times were scheduled between 8 a.m.-10 a.m. in threesomes off Nos. 1 and 10 tees. Cloudy with periodic thunderstorms and rain showers. High of 77. Winds S at 6-12 mph. Officials suspended the start of play from 8 a.m. to 9:30 a.m. due to a dangerous weather situation and again suspended play at 2:07 p.m. due to a dangerous weather situation, with six players finishing their rounds. The round resumed at 3:58 p.m. for a delay of 1:51.

Player	Pos.	Score	Total	FedExCup Points	Official Money
Henrik Stenson	1	67-63-66-66	262	2,500.00	$1,440,000.00
Steve Stricker	2	66-68-63-67	264	1,500.00	864,000.00
Graham DeLaet	3	67-68-62-69	266	1,000.00	544,000.00
Sergio Garcia	T4	65-64-65-73	267	562.50	315,000.00
Matt Kuchar	T4	66-66-69-66	267	562.50	315,000.00
Jordan Spieth	T4	67-66-72-62	267	562.50	315,000.00
Kevin Stadler	T4	64-71-64-68	267	562.50	315,000.00
Brian Davis	8	63-72-66-67	268	425.00	248,000.00
Roberto Castro	T9	65-65-68-71	269	362.50	208,000.00
Brendon de Jonge	T9	69-65-69-66	269	362.50	208,000.00
Jason Dufner	T9	66-66-66-71	269	362.50	208,000.00
Ian Poulter	T9	66-68-66-69	269	362.50	208,000.00
Jason Day	T13	67-67-67-69	270	288.33	154,666.67
Scott Piercy	T13	68-66-67-69	270	288.33	154,666.67
Hunter Mahan	T13	65-70-66-69	270	288.33	154,666.66
Keegan Bradley	T16	69-65-67-70	271	267.50	124,000.00
Chris Kirk	T16	66-71-65-69	271	267.50	124,000.00
Marc Leishman	T16	70-67-64-70	271	267.50	124,000.00
Justin Rose	T16	70-63-69-69	271	267.50	124,000.00
Ernie Els	T20	66-69-68-69	272	252.50	100,000.00
Brendan Steele	T20	67-67-69-69	272	252.50	100,000.00
Kevin Chappell	T22	68-70-64-71	273	235.00	76,800.00
John Huh	T22	66-71-70-66	273	235.00	76,800.00
Charl Schwartzel	T22	67-68-67-71	273	235.00	76,800.00
Daniel Summerhays	T22	68-68-69-68	273	235.00	76,800.00
Nicholas Thompson	T22	66-68-67-72	273	235.00	76,800.00
Stewart Cink	T27	66-69-70-69	274	202.50	$53,250.00
Harris English	T27	66-67-72-69	274	202.50	53,250.00
Jim Furyk	T27	70-68-63-73	274	202.50	53,250.00
Brian Gay	T27	67-67-73-67	274	202.50	53,250.00
Charley Hoffman	T27	70-65-66-73	274	202.50	53,250.00
Dustin Johnson	T27	68-69-68-69	274	202.50	53,250.00
Zach Johnson	T27	69-72-67-66	274	202.50	53,250.00
Lee Westwood	T27	66-72-69-67	274	202.50	53,250.00
David Hearn	T35	68-69-67-71	275	167.50	38,600.00
Scott Stallings	T35	68-69-69-69	275	167.50	38,600.00
Chris Stroud	T35	69-70-67-69	275	167.50	38,600.00
Camilo Villegas	T35	71-68-67-69	275	167.50	38,600.00
Nick Watney	T35	69-67-72-67	275	167.50	38,600.00
Boo Weekley	T35	67-69-69-70	275	167.50	38,600.00
K.J. Choi	T41	67-67-68-74	276	137.50	28,800.00
Luke Donald	T41	71-70-67-68	276	137.50	28,800.00
Phil Mickelson	T41	63-71-71-71	276	137.50	28,800.00
Bryce Molder	T41	71-67-67-71	276	137.50	28,800.00
Kevin Streelman	T41	66-71-70-69	276	137.50	28,800.00
Gary Woodland	T41	72-67-66-71	276	137.50	28,800.00
Bob Estes	T47	66-69-70-72	277	107.50	20,826.67
Graeme McDowell	T47	72-66-69-70	277	107.50	20,826.67
Rory McIlroy	T47	70-71-64-72	277	107.50	20,826.67
Brandt Snedeker	T47	68-68-69-72	277	107.50	20,826.67
Martin Kaymer	T47	69-72-67-69	277	107.50	20,826.66
Justin Leonard	T47	69-70-72-66	277	107.50	20,826.66
Charles Howell III	T53	71-67-69-71	278	70.00	$18,097.78
Jerry Kelly	T53	66-72-70-70	278	70.00	18,097.78
John Merrick	T53	67-69-67-75	278	70.00	18,097.78
Rory Sabbatini	T53	70-71-69-68	278	70.00	18,097.78
Adam Scott	T53	73-66-67-72	278	70.00	18,097.78
Webb Simpson	T53	73-68-67-70	278	70.00	18,097.78
Bo Van Pelt	T53	68-71-69-70	278	70.00	18,097.78
Jonas Blixt	T53	66-75-69-68	278	70.00	18,097.77
Michael Thompson	T53	71-70-71-66	278	70.00	18,097.77
Matt Every	T62	70-67-72-70	279	40.00	17,120.00
Russell Henley	T62	70-70-66-73	279	40.00	17,120.00
Josh Teater	T62	70-67-73-69	279	40.00	17,120.00
Stuart Appleby	T65	74-67-68-71	280	27.50	16,720.00
Tiger Woods	T65	68-67-72-73	280	27.50	16,720.00
Brian Stuard	T67	71-66-71-73	281	15.00	16,320.00
Cameron Tringale	T67	73-67-71-70	281	15.00	16,320.00
Bubba Watson	T67	71-69-70-71	281	15.00	16,320.00
Billy Horschel	T70	72-66-72-72	282	4.90	15,840.00
Pat Perez	T70	68-72-66-76	282	4.90	15,840.00
Patrick Reed	T70	68-72-73-69	282	4.90	15,840.00
Jason Kokrak	T73	70-71-70-72	283	4.65	15,440.00
Richard H. Lee	T73	69-70-68-76	283	4.65	15,440.00
Ryan Moore	T75	66-73-68-77	284	4.50	15,200.00
Angel Cabrera	76	72-67-72-77	288	4.40	15,040.00

Deutsche Bank Championship Summaries

Deutsche Bank Championship

2014

Chris Kirk

Norton, MA **Aug 26-Sept 01, 2014** **FedExCup Points: 17,690** **Purse: $8,000,000**
TPC Boston **Par/Yards: 36-35–71/ 7,216**

LEADERS

First Round	
Ryan Palmer	63 (-8)
Keegan Bradley	65 (-6)
Jason Day	66 (-5)
Chesson Hadley	66 (-5)
Webb Simpson	66 (-5)
Chris Kirk	**73 (2)**

Second Round	
Jason Day	134 (-8)
Ryan Palmer	134 (-8)
Billy Horschel	135 (-7)
Matt Kuchar	135 (-7)
Keegan Bradley	136 (-6)
Bill Haas	136 (-6)
Russell Henley	136 (-6)
Patrick Reed	136 (-6)
Webb Simpson	136 (-6)
Chris Kirk	**139 (-3)**

Third Round	
Russell Henley	201 (-12)
Billy Horschel	202 (-11)
Jason Day	203 (-10)
Chris Kirk	**203 (-10)**
Rory McIlroy	203 (-10)

CUT: 80 players at 3-over 145 from a field of 93 professionals.

WEATHER: Friday: Mostly sunny, with a high of 76. Wind NE at 7-12 mph. Saturday: Mostly sunny, with a high of 76. Wind NE at 7-12 mph. Sunday: Mostly cloudy, breezy and humid. High of 77. Wind SSW at 10-15 mph, gusting to 25 mph. Monday: Mostly cloudy and humid, with a high of 87. Wind SW at 7-12 mph.

Player	Pos.	Score	Total	FedExCup Points	Official Money
CHRIS KIRK	1	73-66-64-66	269/-152,500.00		$1,440,000.00
Geoff Ogilvy	T2	70-71-65-65	271/-131,083.33		597,333.34
Russell Henley	T2	70-66-65-70	271/-131,083.33		597,333.33
Billy Horschel	T2	69-66-67-69	271/-131,083.33		597,333.33
Rory McIlroy	T5	70-69-64-70	273/-11525.00		304,000.00
John Senden	T5	69-71-67-66	273/-11525.00		304,000.00
Jason Day	T7	66-68-69-71	274/-10437.50		258,000.00
Martin Kaymer	T7	71-66-70-67	274/-10437.50		258,000.00
Bill Haas	T9	67-69-70-69	275/-9	330.71	185,142.86
Chesson Hadley	T9	66-73-67-69	275/-9	330.71	185,142.86
Carl Pettersson	T9	67-73-69-66	275/-9	330.71	185,142.86
Robert Streb	T9	73-67-67-68	275/-9	330.71	185,142.86
Jimmy Walker	T9	70-70-68-67	275/-9	330.71	185,142.86
Seung-Yul Noh	T9	69-68-68-70	275/-9	330.71	185,142.85
Webb Simpson	T9	66-70-68-71	275/-9	330.71	185,142.85
Jason Kokrak	T16	68-72-70-66	276/-8	260.00	112,228.58
Keegan Bradley	T16	65-71-69-71	276/-8	260.00	112,228.57
Zach Johnson	T16	71-68-70-67	276/-8	260.00	112,228.57
Ryan Palmer	T16	63-71-71-71	276/-8	260.00	112,228.57
Adam Scott	T16	73-68-68-67	276/-8	260.00	112,228.57
Kevin Stadler	T16	71-70-67-68	276/-8	260.00	112,228.57
Brian Stuard	T16	72-71-65-68	276/-8	260.00	112,228.57
Rickie Fowler	T23	70-69-67-71	277/-7	235.00	76,800.00
Jim Furyk	T23	72-66-69-70	277/-7	235.00	76,800.00
Ian Poulter	T23	67-73-71-66	277/-7	235.00	76,800.00
Russell Knox	T26	67-70-71-70	278/-6	220.00	61,600.00
Henrik Stenson	T26	70-70-73-65	278/-6	220.00	61,600.00
Kevin Streelman	T26	73-67-65-73	278/-6	220.00	$61,600.00
Matt Kuchar	T29	69-66-73-71	279/-5	197.50	50,866.67
George McNeill	T29	73-68-72-66	279/-5	197.50	50,866.67
Bubba Watson	T29	72-71-69-67	279/-5	197.50	50,866.67
Gary Woodland	T29	71-70-73-65	279/-5	197.50	50,866.67
Ben Crane	T29	69-68-70-72	279/-5	197.50	50,866.66
Jordan Spieth	T29	67-70-69-73	279/-5	197.50	50,866.66
Jason Bohn	T35	74-68-69-69	280/-4	162.50	36,950.00
K.J. Choi	T35	72-70-70-68	280/-4	162.50	36,950.00
Morgan Hoffmann	T35	72-69-68-71	280/-4	162.50	36,950.00
J.B. Holmes	T35	70-75-68-67	280/-4	162.50	36,950.00
Charles Howell III	T35	68-73-71-68	280/-4	162.50	36,950.00
Danny Lee	T35	74-65-73-68	280/-4	162.50	36,950.00
Vijay Singh	T35	72-68-69-71	280/-4	162.50	36,950.00
Scott Stallings	T35	70-74-72-64	280/-4	162.50	36,950.00
David Hearn	T43	70-74-72-65	281/-3	137.50	28,800.00
Charl Schwartzel	T43	72-72-68-69	281/-3	137.50	28,800.00
Steven Bowditch	T45	77-68-72-65	282/-2	120.00	23,424.00
Gonzalo Fdez-Castano	T45	71-69-68-74	282/-2	120.00	23,424.00
Will MacKenzie	T45	70-73-67-72	282/-2	120.00	23,424.00
Phil Mickelson	T45	74-69-72-67	282/-2	120.00	23,424.00
Chris Stroud	T45	69-69-73-71	282/-2	120.00	23,424.00
Ernie Els	T50	72-71-73-67	283/-1	90.00	19,017.15
Brendan Steele	T50	74-71-69-69	283/-1	90.00	19,017.15
Kevin Chappell	T50	68-73-68-74	283/-1	90.00	19,017.14
Stewart Cink	T50	71-72-69-71	283/-1	90.00	19,017.14
Graham DeLaet	T50	71-74-67-71	283/-1	90.00	19,017.14
Michael Putnam	T50	71-70-68-74	283/-1	90.00	$19,017.14
Camilo Villegas	T50	72-69-72-70	283/-1	90.00	19,017.14
Luke Donald	T57	69-74-74-67	284/E	55.00	17,600.00
Billy Hurley III	T57	68-74-71-71	284/E	55.00	17,600.00
Jerry Kelly	T57	71-74-70-69	284/E	55.00	17,600.00
Hideki Matsuyama	T57	73-69-68-74	284/E	55.00	17,600.00
Daniel Summerhays	T57	74-71-67-72	284/E	55.00	17,600.00
Andrew Svoboda	T57	71-72-69-72	284/E	55.00	17,600.00
Bo Van Pelt	T57	70-73-69-72	284/E	55.00	17,600.00
Hunter Mahan	64	73-71-73-68	285/1	35.00	16,960.00
Brian Harman	T65	72-70-75-69	286/2	25.00	16,640.00
Scott Langley	T65	71-72-70-73	286/2	25.00	16,640.00
Marc Leishman	T65	73-72-72-69	286/2	25.00	16,640.00
Shawn Stefani	68	69-74-71-73	287/3	15.00	16,320.00
John Huh	T69	70-75-71-72	288/4	6.17	15,920.00
William McGirt	T69	71-74-71-72	288/4	6.17	15,920.00
Jeff Overton	T69	73-69-75-71	288/4	6.17	15,920.00
Cameron Tringale	T69	72-73-71-72	288/4	6.17	15,920.00
Ryan Moore	73	72-71-74-73	290/6	4.70	15,520.00
Brendon de Jonge	T74	77-67-74	218/5	4.55	15,280.00
Patrick Reed	T74	68-68-82	218/5	4.55	15,280.00
Andres Romero	76	76-69-74	219/6	4.40	15,040.00
Scott Brown	77	75-68-77	220/7	4.30	14,880.00
Matt Jones	78	69-75-79	223/10	4.20	14,720.00
Freddie Jacobson	79	72-72-80	224/11	4.10	14,560.00
Matt Every	80	68-73-86	227/14	4.00	14,400.00

BMW Championship Summaries

BMW Championship

2007

Tiger Woods

Lemont, IL **September 6-9, 2007** **FedExCup Points: 50,000** **Purse:$7,000,000**
Cog Hill Golf and Country Club (Dubsdread) **Par/Yards: 35-36—71/7,326**

LEADERS

First Round		Second Round		Third Round	
Jonathan Byrd	64 (-7)	Aaron Baddeley	133 (-9)	Steve Stricker	198 (-15)
Justin Rose	65 (-6)	Jonathan Byrd	133 (-9)	Aaron Baddeley	198 (-15)
Camilo Villegas	65 (-6)	Justin Rose	134 (-8)	**Tiger Woods**	**199 (-14)**
Stewart Cink	66 (-5)	Steve Stricker	134 (-8)	Justin Rose	203 (-10)
Troy Matteson	66 (-5)	**Tiger Woods**	**134 (-8)**	Tim Clark	204 (-9)
Pat Perez	66 (-5)	Camilo Villegas	134 (-8)	Jonathan Byrd	204 (-8)
Tiger Woods	**67 (T7)**				

CUT: No cut. 65 of the 66 professionals completed 72 holes.

WEATHER: Thursday: Mostly cloudy with light sprinkles. Tee times were moved up two hours, 15 minutes to 8 a.m. due to threatening afternoon forecast. Friday: Tee times were moved up three hours, 15 minutes to 8 a.m. due to threatening weather. Play was delayed for two hours, 47 minutes (9:11-11:58 a.m.) due to a heavy downpour that brought 9/10 inches of rain. Mostly cloudy with a high of 83. Saturday: Sunny with a high of 78. Winds NE 8-10 mph. Sunday: Sunny with a high of 77. Winds NE 10-15 mph.

Player	Pos.	Score	Total	FedExCup Points	Official Money
TIGER WOODS	1	67-67-65-63	262	9,000	$1,260,000.00
Aaron Baddeley	2	68-65-65-66	264	5,400	756,000.00
Steve Stricker	3	68-66-64-68	266	3,400	480,000.00
Adam Scott	4	69-69-67-65	270	2,400	340,000.00
Tim Clark	T5	68-69-67-67	271	1,900	270,000.00
Justin Rose	T5	65-69-69-68	271	1,900	270,000.00
Stewart Cink	T7	66-73-68-65	272	1,613	229,000.00
Camilo Villegas	T7	65-69-71-67	272	1,613	229,000.00
Sergio Garcia	9	68-70-69-67	274	1,450	206,000.00
Jonathan Byrd	T10	64-69-71-71	275	1,200	171,000.00
Carl Pettersson	T10	71-68-69-67	275	1,200	171,000.00
Ian Poulter	T10	68-72-69-66	275	1,200	171,000.00
Rory Sabbatini	T10	69-72-68-66	275	1,200	171,000.00
Jim Furyk	T14	70-69-67-70	276	875	123,625.00
Lucas Glover	T14	70-71-67-68	276	875	123,625.00
Nathan Green	T14	67-71-67-71	276	875	123,625.00
Brandt Snedeker	T14	70-71-65-70	276	875	123,625.00
Ernie Els	T18	73-67-68-69	277	609	85,260.00
Charles Howell III	T18	68-73-67-69	277	609	85,260.00
Ryan Moore	T18	69-70-68-70	277	609	85,260.00
Pat Perez	T18	66-69-70-72	277	609	85,260.00
David Toms	T18	72-70-68-67	277	609	85,260.00
Bo Van Pelt	T18	69-71-68-69	277	609	$85,260.00
Bubba Watson	T18	71-69-69-68	277	609	85,260.00
Stuart Appleby	T25	68-68-71-71	278	390	54,600.00
Charley Hoffman	T25	68-70-72-68	278	390	54,600.00
Ryuji Imada	T25	67-70-71-70	278	390	54,600.00
Kevin Sutherland	T25	70-73-69-66	278	390	54,600.00
Mark Wilson	T25	76-69-68-65	278	390	54,600.00
Angel Cabrera	T30	72-69-71-67	279	291	40,687.50
Luke Donald	T30	76-70-68-65	279	291	40,687.50
Hunter Mahan	T30	69-68-71-71	279	291	40,687.50
John Mallinger	T30	74-68-69-68	279	291	40,687.50
Rocco Mediate	T30	70-70-68-71	279	291	40,687.50
Vaughn Taylor	T30	73-68-69-69	279	291	40,687.50
Scott Verplank	T30	69-70-70-70	279	291	40,687.50
Brett Wetterich	T30	68-72-71-68	279	291	40,687.50
Robert Allenby	T38	75-68-69-68	280	200	28,000.00
Stephen Ames	T38	71-68-69-72	280	200	28,000.00
Woody Austin	T38	67-73-71-69	280	200	28,000.00
K.J. Choi	T38	68-70-71-71	280	200	28,000.00
Trevor Immelman	T38	70-70-69-71	280	200	28,000.00
Zach Johnson	T38	72-71-70-67	280	200	28,000.00
Billy Mayfair	T38	72-69-67-72	280	200	28,000.00
Rod Pampling	T38	73-72-66-69	280	200	$28,000.00
Heath Slocum	46	71-68-72-70	281	155	21,700.00
Troy Matteson	T47	66-77-68-71	282	141	19,740.00
Kenny Perry	T47	71-71-66-74	282	141	19,740.00
Brian Bateman	T49	70-72-72-69	283	126	17,686.67
Jerry Kelly	T49	74-72-68-69	283	126	17,686.67
Steve Marino	T49	73-70-69-71	283	126	17,686.66
Ken Duke	T52	67-73-71-73	284	117	16,415.00
Anthony Kim	T52	74-70-70-70	284	117	16,415.00
John Senden	T52	71-75-71-67	284	117	16,415.00
Henrik Stenson	T52	75-71-68-70	284	117	16,415.00
John Rollins	56	69-71-74-71	285	114	15,960.00
Sean O'Hair	T57	74-72-71-69	286	113	15,750.00
Boo Weekley	T57	75-72-72-67	286	113	15,750.00
Jose Coceres	T59	70-69-70-78	287	111	15,470.00
Nick Watney	T59	72-73-72-70	287	111	15,470.00
Nick O'Hern	T61	70-73-74-71	288	109	15,190.00
Geoff Ogilvy	T61	78-73-68-69	288	109	15,190.00
Jeff Quinney	63	72-73-70-74	289	107	14,980.00
Vijay Singh	64	74-69-77-70	290	106	14,840.00
Mark Calcavecchia	65	77-71-75-74	297	105	14,700.00

BMW Championship

2008

Camilo Villegas

St. Louis, MO **September 4-7, 2008** **FedExCup Points: 190,000** **Purse: $7,000,000**
Bellerive Country Club **Par/Yards: 35-35—70/7,207**

LEADERS

First Round		Second Round		Third Round	
Camilo Villegas	**65 (-5)**	**Camilo Villegas**	**131 (-9)**	**Camilo Villegas**	**197 (-13)**
Steve Stricker	66 (-4)	Jim Furyk	132 (-8)	Jim Furyk	198 (-12)
Kenny Perry	66 (-4)	Phil Mickelson	133 (-7)	Anthony Kim	201 (-9)
Tim Herron	66 (-4)	D.J. Trahan	134 (-6)	Tim Clark	201 (-9)
Andres Romero	66 (-4)	Fredrik Jacobson	134 (-6)	Brian Gay	201 (-9)
Stuart Appleby	66 (-4)	Brian Gay	134 (-6)		

CUT: No cut. 68 of the 69 players completed 72 holes.

WEATHER: Thursday: Remnants of Hurricane Gustav pelted Bellerive CC with rain in excess of three inches, postponing the first round until Friday morning. High in the mid-70s. Friday: Mostly cloudy and cool. High of 71. Winds N 5-10 mph. Saturday: The second round began at 7 a.m. under cloudy skies. Fog forced a 91-minute delay beginning at 7:29 a.m. The third round was suspended due to darkness at 7:18 p.m., with 23 players left to complete their rounds. Partly cloudy and cool. High of 75. Winds N-NW 5-10 mph. Sunday: The third round resumed at 7 a.m., with the final round beginning with threesomes off of split tees at 10:10 a.m. Mostly cloudy. High of 75. Winds W-NW 5-10 mph

Player	Pos.	Score	Total	FedExCup Points	Official Money
CAMILO VILLEGAS	1	65-66-66-68	265	11,000	$1,260,000.00
Dudley Hart	2	67-69-66-65	267	7,400	756,000.00
Jim Furyk	T3	70-62-66-70	268	4,900	406,000.00
Anthony Kim	T3	68-67-66-67	268	4,900	406,000.00
Stephen Ames	T5	68-69-66-66	269	3,825	255,500.00
K.J. Choi	T5	70-68-64-67	269	3,825	255,500.00
D.J. Trahan	T5	71-63-68-67	269	3,825	255,500.00
Tim Clark	T8	67-68-66-69	270	3,500	210,000.00
Hunter Mahan	T8	69-67-68-66	270	3,500	210,000.00
Aaron Baddeley	T10	71-64-67-69	271	3,250	175,000.00
Fredrik Jacobson	T10	67-67-72-65	271	3,250	175,000.00
Steve Stricker	T10	66-71-68-66	271	3,250	175,000.00
Ben Curtis	T13	70-70-68-65	273	2,938	131,250.00
Brian Gay	T13	67-67-67-72	273	2,938	131,250.00
Lucas Glove	T13	68-68-69-68	273	2,938	131,250.00
Trevor Immelman	T13	69-67-70-67	273	2,938	131,250.00
Ernie Els	T17	68-72-66-68	274	2,750	105,000.00
Justin Leonard	T17	69-67-68-70	274	2,750	105,000.00
Phil Mickelson	T17	68-65-71-70	274	2,750	105,000.00
Tommy Armour III	T20	71-64-69-71	275	2,625	87,500.00
Sergio Garcia	T20	68-68-69-70	275	2,625	87,500.00
Eric Axley	T22	70-69-70-67	276	2,464	$64,983.34
Steve Marino	T22	69-69-70-68	276	2,464	64,983.34
Angel Cabrera	T22	69-69-66-72	276	2,464	$64,983.33
Billy Mayfair	T22	73-67-67-69	276	2,464	64,983.33
Kevin Streelman	T22	70-68-69-69	276	2,464	64,983.33
Dean Wilson	T22	69-71-66-70	276	2,464	64,983.33
Bart Bryant	T28	69-68-69-71	277	2,340	47,600.00
Geoff Ogilvy	T28	69-71-67-70	277	2,340	47,600.00
Scott Verplank	T28	73-69-68-67	277	2,340	47,600.00
Bubba Watson	T28	73-73-66-65	277	2,340	47,600.00
Boo Weekley	T28	71-65-71-70	277	2,340	47,600.00
Ben Crane	T33	70-70-69-69	278	2,270	37,800.00
Ken Duke	T33	70-72-67-69	278	2,270	37,800.00
J.B. Holmes	T33	68-73-67-70	278	2,270	37,800.00
Carl Pettersson	T33	72-70-70-66	278	2,270	37,800.00
Chez Reavie	T33	67-70-75-66	278	2,270	37,800.00
Robert Allenby	T38	71-68-68-72	279	2,210	29,400.00
Stuart Appleby	T38	66-73-70-70	279	2,210	29,400.00
Briny Baird	T38	73-66-69-71	279	2,210	29,400.00
Brian Davis	T38	75-67-72-65	279	2,210	29,400.00
Mathew Goggin	T38	70-71-67-71	279	2,210	29,400.00
Tim Herron	T38	66-71-67-75	279	2,210	29,400.00
Kenny Perry	T44	66-72-68-74	280	2,151	21,163.34
Andres Romero	T44	66-70-73-71	280	2,151	21,163.34
Rory Sabbatini	T44	72-66-67-75	280	2,151	21,163.33
Vijay Singh	T44	70-70-71-69	280	2,151	$21,163.33
Heath Slocum	T44	71-73-70-66	280	2,151	21,163.33
Nicholas Thompson	T44	70-73-70-67	280	2,151	21,163.33
Adam Scott	T50	69-71-69-72	281	2,125	17,430.00
John Senden	T50	69-73-73-66	281	2,125	17,430.00
Jonathan Byrd	T52	71-68-71-72	282	2,118	16,520.00
Johnson Wagner	T52	72-69-67-74	282	2,118	16,520.00
Jay Williamson	T52	68-69-72-73	282	2,118	16,520.00
Padraig Harrington	T55	69-71-72-71	283	2,113	15,820.00
Martin Laird	T55	69-70-76-68	283	2,113	15,820.00
John Mallinger	T55	71-65-75-72	283	2,113	15,820.00
Brandt Snedeker	T55	69-77-67-70	283	2,113	15,820.00
Kevin Sutherland	T55	70-73-68-72	283	2,113	15,820.00
Stewart Cink	T60	73-70-71-70	284	2,109	15,190.00
Charley Hoffman	T60	68-71-68-77	284	2,109	15,190.00
Jerry Kelly	T60	74-66-73-71	284	2,109	15,190.00
John Merrick	T60	76-74-65-69	284	2,109	15,190.00
Woody Austin	T64	69-71-73-72	285	2,105	14,700.00
Charlie Wi	T64	76-71-67-71	285	2,105	14,700.00
Mark Wilson	T64	69-75-71-70	285	2,105	14,700.00
Ryuji Imada	T67	72-70-72-73	287	2,103	14,350.00
Mike Weir	T67	69-72-71-75	287	2,103	14,350.00

BMW Championship Summaries

BMW Championship

2009

Tiger Woods

Lemont, IL **September 10-13, 2009** **FedExCup Points: 2,500** **Purse:$7,500,000**
Cog Hill G&CC **Par/Yards: 35-36—71/7,616**

LEADERS

First Round	
Rory Sabbatini	66 (-5)
Steve Marino	66 (-5)
Bo Van Pelt	67 (-4)
Marc Leishman	67 (-4)
David Toms	68 (-3)
Padraig Harrington	68 (-3)
Geoff Ogilvy	68 (-3)
Tiger Woods	**68 (-3)**
Camilo Villegas	68 (-3)
John Mallinger	68 (-3)

Second Round	
Mark Wilson	135 (-7)
Tiger Woods	**135 (-7)**
Padraig Harrington	136 (-6)
Rory Sabbatini	136 (-6)
Bo Van Pelt	136 (-6)
Marc Leishman	136 (-6)
Bubba Watson	137 (-5)

Third Round	
Tiger Woods	**197 (-16)**
Brandt Snedeker	204 (-9)
Marc Leishman	204 (-9)
Matt Kuchar	205 (-8)
Padraig Harrington	205 (-8)
John Senden	206 (-7)
Mark Wilson	206 (-7)
Jim Furyk	207 (-6)
Luke Donald	207 (-6)
Sergio Garcia	207 (-6)
Bubba Watson	207 (-6)

CUT: A field of 69 professionals with no cut (Paul Casey withdrew prior to play with an injury).

WEATHER: Thursday: Partly cloudy with temperatures reaching 81 degrees. Winds NE 8-12 mph. Friday: Mostly sunny with high of 80.Winds E 8-12 mph. Saturday: Mostly sunny with highs in the upper 70s.Winds NE 8-12 mph. Sunday: The final round was delayed due to fog. Play began at 9:55 a.m. with threesomes going off two tees. The lastgroup went off at 11:45 a.m. Heavy morning fog gave way to mostlysunny skies with high of 80. Winds NE 8-12 mph

Pos.	Player	Score	Total	FedExCup Points	Official Money
1	**TIGER WOODS**	68-67-62-68	265/-19	2,500.00	$1,350,000.00
T2	Jim Furyk	70-70-67-66	273/-11	1,250.00	660,000.00
T2	Marc Leishman	67-69-68-69	273/-11	1,250.00	660,000.00
4	Sean O'Hair	70-68-70-66	274/-10	750.00	360,000.00
5	Zach Johnson	73-65-70-68	276/-8	550.00	300,000.00
T6	Sergio Garcia	71-68-68-71	278/-6	475.00	260,625.00
T6	Padraig Harrington	68-68-69-73	278/-6	475.00	260,625.00
T8	Kevin Na	72-72-65-70	279/-5	412.50	225,000.00
T8	Camilo Villegas	68-74-71-66	279/-5	412.50	225,000.00
T10	Luke Donald	70-69-68-73	280/-4	327.00	172,500.00
T10	Bill Haas	71-68-71-70	280/-4	327.00	172,500.00
T10	Matt Kuchar	71-68-66-75	280/-4	327.00	172,500.00
T10	Brandt Snedeker	69-69-66-76	280/-4	327.00	172,500.00
T10	Mark Wilson	69-66-71-74	280/-4	327.00	172,500.00
T15	Stephen Ames	76-67-69-69	281/-3	275.00	127,500.00
T15	Bo Van Pelt	67-69-72-73	281/-3	275.00	127,500.00
T15	Bubba Watson	69-68-70-74	281/-3	275.00	127,500.00
T18	Steve Marino	66-77-68-71	282/-2	262.50	108,750.00
T18	Rory Sabbatini	66-70-72-74	282/-2	262.50	108,750.00
T20	Ian Poulter	69-71-68-75	283/-1	250.00	90,500.00
T20	John Senden	70-70-66-77	283/-1	250.00	90,500.00
T20	Mike Weir	72-69-71-71	283/-1	250.00	90,500.00
T23	Chad Campbell	70-70-72-72	284/E	227.50	64,875.00
T23	Stewart Cink	72-74-70-68	284/E	227.50	$64,875.00
T23	Retief Goosen	72-72-71-69	284/E	227.50	64,875.00
T23	Anthony Kim	69-69-72-74	284/E	227.50	64,875.00
T23	Kevin Sutherland	75-67-67-75	284/E	227.50	64,875.00
T23	David Toms	68-71-69-76	284/E	227.50	64,875.00
29	Robert Allenby	75-74-67-69	285/1	210.00	53,250.00
T30	Tim Clark	78-69-73-66	286/2	187.50	43,593.75
T30	Jason Dufner	74-70-69-73	286/2	187.50	43,593.75
T30	Charles Howell III	69-72-70-75	286/2	187.50	43,593.75
T30	Freddie Jacobson	72-71-70-73	286/2	187.50	43,593.75
T30	Dustin Johnson	69-73-71-73	286/2	187.50	43,593.75
T30	Phil Mickelson	71-69-70-76	286/2	187.50	43,593.75
T30	Ryan Moore	71-72-75-68	286/2	187.50	43,593.75
T30	Nick Watney	70-71-73-72	286/2	187.50	43,593.75
T38	Ernie Els	75-67-77-68	287/3	150.00	30,750.00
T38	Hunter Mahan	73-73-69-72	287/3	150.00	30,750.00
T38	John Mallinger	68-76-69-74	287/3	150.00	30,750.00
T38	John Rollins	73-65-74-75	287/3	150.00	30,750.00
T38	Heath Slocum	70-69-72-76	287/3	150.00	30,750.00
T38	Scott Verplank	70-75-72-70	287/3	150.00	30,750.00
T38	Charlie Wi	71-73-72-71	287/3	150.00	30,750.00
T45	Angel Cabrera	73-75-69-71	288/4	122.50	22,575.00
T45	Ben Crane	75-69-76-68	288/4	122.50	22,575.00
T45	Brian Davis	71-70-72-75	288/4	122.50	$22,575.00
T45	Kenny Perry	77-69-70-72	288/4	122.50	22,575.00
T49	Jerry Kelly	76-73-69-71	289/5	102.50	18,712.50
T49	Justin Leonard	73-69-75-72	289/5	102.50	18,712.50
T49	Davis Love III	74-77-67-71	289/5	102.50	18,712.50
T49	Pat Perez	72-71-73-73	289/5	102.50	18,712.50
T53	Nathan Green	73-74-73-70	290/6	87.50	17,550.00
T53	Steve Stricker	72-73-68-77	290/6	87.50	17,550.00
T55	Woody Austin	76-72-72-71	291/7	72.50	17,025.00
T55	Brian Gay	73-71-75-72	291/7	72.50	17,025.00
T55	Bryce Molder	70-73-71-77	291/7	72.50	17,025.00
T55	Geoff Ogilvy	68-73-75-75	291/7	72.50	17,025.00
T59	Jason Bohn	71-74-74-73	292/8	57.50	16,575.00
T59	Jason Day	71-73-75-73	292/8	57.50	16,575.00
T61	Jonathan Byrd	69-79-73-72	293/9	42.50	16,125.00
T61	Charley Hoffman	73-71-72-77	293/9	42.50	16,125.00
T61	Jeff Overton	72-68-75-78	293/9	42.50	16,125.00
T61	Webb Simpson	70-74-73-76	293/9	42.50	16,125.00
65	Y.E. Yang	71-78-73-75	297/13	30.00	15,750.00
66	Lucas Glover	74-75-71-79	299/15	25.00	15,600.00
67	Paul Goydos	74-72-73-81	300/16	20.00	15,450.00
68	J.B. Holmes	78-73-72-81	304/20	15.00	15,300.00

BMW Championship

2010

Dustin Johnson

Lemont, IL **September 9-12, 2010** **FedExCup Points: 2,500** **Purse:$7,500,000**
Cog Hill Golf & Country Club **Par/Yards: 35-36—71/7,616**

LEADERS

First Round	
Matt Kuchar	64 (-7)
Ryan Moore	65 (-6)
Ian Poulter	66 (-5)
Retief Goosen	67 (-4)
Charlie Wi	67 (-4)
Dustin Johnson	**68 (-3)**

Second Round	
Matt Kuchar	136 (-6)
Charlie Wi	136 (-6)
Marc Leishman	137 (-5)
Paul Casey	138 (-4)
Luke Donald	138 (-4)
Retief Goosen	138 (-4)
Dustin Johnson	**138 (-4)**
Ian Poulter	138 (-4)

Third Round	
Ryan Moore	205 (-8)
Dustin Johnson	**206 (-7)**
Matt Kuchar	206 (-7)
Charlie Wi	206 (-7)
Paul Casey	207 (-6)
Ian Poulter	207 (-6)

CUT: No cut. All 30 players completed 72 holes.

WEATHER: Thursday: Mostly sunny with highs in the lower 70s. Winds NE 5-10 mph. Friday: Mostly sunny with a high of 75 degrees. Winds ESE 8-15 mph. Saturday: Morning showers turning into sunny skies in the afternoon. High of 71. Winds SW 6-12 mph. Sunday: Sunny and warmer. High of 79. Winds WSW 10-20 mph.

Pos.	Player	Score	Total	FedExCup Points	Official Money
1	**DUSTIN JOHNSON**	68-70-68-69	275/-9	2,500.00	$1,350,000.00
2	Paul Casey	69-69-69-69	276/-8	1,500.00	810,000.00
T3	K.J. Choi	71-69-69-69	278/-6	700.00	360,000.00
T3	Matt Kuchar	64-72-70-72	278/-6	700.00	360,000.00
T3	Ryan Moore	65-74-66-73	278/-6	700.00	360,000.00
T3	Kevin Na	70-69-69-70	278/-6	700.00	360,000.00
7	Retief Goosen	67-71-71-70	279/-5	450.00	251,250.00
T8	Phil Mickelson	72-71-70-67	280/-4	400.00	217,500.00
T8	Steve Stricker	70-73-67-70	280/-4	400.00	217,500.00
T8	Charlie Wi	67-69-70-74	280/-4	400.00	217,500.00
T11	Marc Leishman	72-65-72-72	281/-3	337.50	180,000.00
T11	Camilo Villegas	70-70-71-70	281/-3	337.50	180,000.00
T13	Ernie Els	70-71-67-74	282/-2	292.50	150,000.00
T13	Ian Poulter	66-72-69-75	282/-2	292.50	150,000.00
T15	Jim Furyk	73-71-69-70	283/-1	267.50	116,250.00
T15	Zach Johnson	70-73-66-74	283/-1	267.50	116,250.00
T15	Adam Scott	71-69-72-71	283/-1	267.50	116,250.00
T15	David Toms	70-72-70-71	283/-1	267.50	116,250.00
T15	Nick Watney	70-74-70-69	283/-1	267.50	116,250.00
T15	Tiger Woods	73-72-68-70	283/-1	267.50	116,250.00
T21	Stewart Cink	70-73-71-70	284/E	245.00	84,000.00
T21	Tim Clark	70-70-70-74	284/E	245.00	84,000.00
T21	Justin Rose	68-71-71-74	284/E	245.00	84,000.00
T24	Robert Allenby	72-70-72-71	285/1	222.50	60,750.00
T24	Greg Chalmers	72-69-68-76	285/1	222.50	$60,750.00
T24	Tom Gillis	70-72-76-67	285/1	222.50	60,750.00
T24	Geoff Ogilvy	73-72-72-68	285/1	222.50	60,750.00
T24	Michael Sim	72-70-72-71	285/1	222.50	60,750.00
T24	Vijay Singh	70-77-68-70	285/1	222.50	60,750.00
T30	Brian Gay	68-73-72-73	286/2	190.00	44,571.43
T30	Charley Hoffman	70-77-70-69	286/2	190.00	44,571.43
T30	Justin Leonard	72-71-75-68	286/2	190.00	44,571.43
T30	Bryce Molder	74-72-72-68	286/2	190.00	44,571.43
T30	Carl Pettersson	72-72-71-71	286/2	190.00	44,571.43
T30	Vaughn Taylor	70-71-74-71	286/2	190.00	44,571.43
T30	Bill Haas	70-73-69-74	286/2	190.00	44,571.42
T37	Luke Donald	68-70-72-77	287/3	157.50	33,000.00
T37	Matt Jones	71-70-73-73	287/3	157.50	33,000.00
T37	Hunter Mahan	71-68-75-73	287/3	157.50	33,000.00
T37	Rory McIlroy	76-74-68-69	287/3	157.50	33,000.00
T37	Sean O'Hair	75-68-71-73	287/3	157.50	33,000.00
T37	Brandt Snedeker	76-72-72-67	287/3	157.50	33,000.00
T43	Ryan Palmer	73-72-71-72	288/4	137.50	27,000.00
T43	Kevin Streelman	71-75-72-70	288/4	137.50	27,000.00
T45	Ben Crane	76-77-67-69	289/5	125.00	23,250.00
T45	Jason Dufner	74-72-73-70	289/5	125.00	23,250.00
T45	Rickie Fowler	71-73-72-73	289/5	125.00	23,250.00
T48	Freddie Jacobson	74-75-72-70	291/7	112.50	20,025.00
T48	Anthony Kim	70-75-72-74	291/7	112.50	$20,025.00
T50	Martin Laird	73-73-69-77	292/8	97.50	18,262.50
T50	Rory Sabbatini	69-71-80-72	292/8	97.50	18,262.50
T50	Heath Slocum	71-74-75-72	292/8	97.50	18,262.50
T50	Bubba Watson	72-74-69-77	292/8	97.50	18,262.50
T54	Brian Davis	73-72-77-71	293/9	80.00	17,250.00
T54	Jason Day	72-76-71-74	293/9	80.00	17,250.00
T54	Bo Van Pelt	72-71-73-77	293/9	80.00	17,250.00
T57	Stephen Ames	74-77-72-71	294/10	65.00	16,800.00
T57	Jeff Overton	72-76-72-74	294/10	65.00	16,800.00
T57	Tim Petrovic	73-70-73-78	294/10	65.00	16,800.00
T60	Stuart Appleby	76-73-69-78	296/12	50.00	16,350.00
T60	J.B. Holmes	77-72-69-78	296/12	50.00	16,350.00
T60	Andres Romero	80-70-73-73	296/12	50.00	16,350.00
T63	Angel Cabrera	75-76-75-71	297/13	32.50	15,825.00
T63	Brendon de Jonge	74-71-72-80	297/13	32.50	15,825.00
T63	John Senden	74-75-74-74	297/13	32.50	15,825.00
T63	Y.E. Yang	73-78-69-77	297/13	32.50	15,825.00
T67	Ricky Barnes	73-74-76-75	298/14	17.50	15,375.00
T67	Scott Verplank	76-75-73-74	298/14	17.50	15,375.00
69	Jason Bohn	73-74-73-79	299/15	10.00	15,150.00
70	D.J. Trahan	75-76-75-75	301/17	5.00	15,000.00

BMW Championship Summaries

BMW Championship

2011

Justin Rose

Lemont, IL **September 15-18, 2011** **FedExCup Points: 2,500.00** **Purse: $1,440,000**
Cog Hill G&CC **Par/Yards: 35-36–71/ 7,616**

LEADERS	First Round	Second Round	Third Round
	Justin Rose.....63 (-8)	**Justin Rose.....131 (-11)**	**Justin Rose.....200 (-13)**
	Webb Simpson.....65 (-6)	Mark Wilson.....131 (-11)	John Senden.....204 (-9)
	Mark Wilson.....65 (-6)	Webb Simpson.....133 (-9)	Bill Haas.....205 (-8)
	K.J. Choi.....67 (-4)	John Senden.....134 (-8)	Geoff Ogilvy.....205 (-8)
	Jim Furyk.....68 (-3)	Robert Allenby.....136 (-6)	Webb Simpson.....206 (-7)
	John Senden.....68 (-3)	Bill Haas.....136 (-6)	
	Camilo Villegas.....68 (-3)		

CUT: No cut. 69 of 70 players completed 72 holes.

WEATHER: Thursday: Sunny and cold. High of 59, with a morning low of 39. Morning winds N 10-20 mph, shifting to N/NE 8-15 in the afternoon. Friday: Cloudy and cool with a high of 59 degrees. Winds SE 5-10 mph. Saturday: Partly cloudy and cool with a high of 68 degrees. Winds E/SE 6-12 mph. Sunday: Mostly cloudy with intermittent showers. High of 69. Winds S/SE 10-20 mph.

Pos.	Player	Score	Total	FedExCup Points	Official Money
1	**JUSTIN ROSE**	63-68-69-71	271/-13	2,500.00	$1,440,000.00
2	John Senden	68-66-70-69	273/-11	1,500.00	864,000.00
3	Geoff Ogilvy	69-68-68-69	274/-10	1,000.00	544,000.00
4	Luke Donald	75-66-67-68	276/-8	750.00	384,000.00
5	Webb Simpson	65-68-73-71	277/-7	550.00	320,000.00
T6	Jason Dufner	71-68-71-68	278/-6	475.00	278,000.00
T6	Camilo Villegas	68-73-71-66	278/-6	475.00	278,000.00
8	Chez Reavie	69-70-70-70	279/-5	425.00	248,000.00
9	Brandt Jobe	75-64-69-72	280/-4	400.00	232,000.00
T10	K.J. Choi	67-71-73-70	281/-3	362.50	208,000.00
T10	David Toms	71-66-73-71	281/-3	362.50	208,000.00
T12	Robert Allenby	69-67-75-71	282/-2	297.50	162,000.00
T12	Sergio Garcia	69-72-67-74	282/-2	297.50	162,000.00
T12	Martin Laird	72-69-68-73	282/-2	297.50	162,000.00
T12	Y.E. Yang	70-72-70-70	282/-2	297.50	162,000.00
T16	Keegan Bradley	71-66-70-76	283/-1	262.50	116,000.00
T16	Bill Haas	70-66-69-78	283/-1	262.50	116,000.00
T16	Jerry Kelly	71-74-68-70	283/-1	262.50	116,000.00
T16	Ryan Moore	74-69-74-66	283/-1	262.50	116,000.00
T16	Carl Pettersson	70-72-72-69	283/-1	262.50	116,000.00
T16	Gary Woodland	70-68-73-72	283/-1	262.50	116,000.00
T22	Aaron Baddeley	71-71-75-67	284/E	225.00	68,444.45
T22	Matt Kuchar	72-65-78-69	284/E	225.00	68,444.45
T22	Chris Stroud	72-67-76-69	284/E	225.00	$68,444.45
T22	Nick Watney	71-75-71-67	284/E	225.00	68,444.45
T22	Jim Furyk	68-70-70-76	284/E	225.00	68,444.44
T22	Brandt Snedeker	71-66-73-74	284/E	225.00	68,444.44
T22	Kyle Stanley	72-69-72-71	284/E	225.00	68,444.44
T22	Jimmy Walker	69-71-72-72	284/E	225.00	68,444.44
T22	Mark Wilson	65-66-77-76	284/E	225.00	68,444.44
T31	Brian Davis	74-70-72-69	285/1	187.50	46,400.00
T31	Brendon de Jonge	75-64-74-72	285/1	187.50	46,400.00
T31	Lucas Glover	70-69-75-71	285/1	187.50	46,400.00
T31	Zach Johnson	69-70-72-74	285/1	187.50	46,400.00
T31	Chris Kirk	74-69-70-72	285/1	187.50	46,400.00
T31	Cameron Tringale	71-70-72-72	285/1	187.50	46,400.00
T37	Jonathan Byrd	70-70-75-71	286/2	160.00	36,000.00
T37	Chad Campbell	69-70-72-75	286/2	160.00	36,000.00
T37	Robert Karlsson	69-71-74-72	286/2	160.00	36,000.00
T37	Sean O'Hair	70-69-73-74	286/2	160.00	36,000.00
T37	Adam Scott	74-70-74-68	286/2	160.00	36,000.00
T42	Ernie Els	72-71-74-70	287/3	132.50	27,200.00
T42	Charles Howell III	72-70-72-73	287/3	132.50	27,200.00
T42	Freddie Jacobson	72-73-70-72	287/3	132.50	27,200.00
T42	Marc Leishman	71-71-74-71	287/3	132.50	27,200.00
T42	Hunter Mahan	69-72-72-74	287/3	132.50	27,200.00
T42	Charl Schwartzel	73-68-76-70	287/3	132.50	$27,200.00
48	Rickie Fowler	69-72-75-72	288/4	115.00	21,920.00
T49	Jason Day	77-65-73-74	289/5	102.50	19,960.00
T49	Spencer Levin	73-70-72-74	289/5	102.50	19,960.00
T49	Ryan Palmer	74-73-72-70	289/5	102.50	19,960.00
T49	Jhonattan Vegas	73-73-74-69	289/5	102.50	19,960.00
T53	D.A. Points	71-73-75-71	290/6	85.00	18,613.34
T53	Charley Hoffman	75-69-73-73	290/6	85.00	18,613.33
T53	Bubba Watson	78-68-72-72	290/6	85.00	18,613.33
T56	Phil Mickelson	72-73-71-75	291/7	70.00	18,080.00
T56	Andres Romero	77-66-73-75	291/7	70.00	18,080.00
T56	Bo Van Pelt	76-74-70-71	291/7	70.00	18,080.00
T59	Steve Marino	76-72-71-73	292/8	57.50	17,680.00
T59	Rory Sabbatini	72-69-78-73	292/8	57.50	17,680.00
61	Blake Adams	74-68-77-74	293/9	50.00	17,440.00
62	Scott Stallings	71-70-76-77	294/10	45.00	17,280.00
63	Johnson Wagner	73-75-75-72	295/11	40.00	17,120.00
64	George McNeill	71-72-79-74	296/12	35.00	16,960.00
T65	Dustin Johnson	76-72-73-77	298/14	27.50	16,720.00
T65	Scott Piercy	77-68-80-73	298/14	27.50	16,720.00
67	Vijay Singh	76-75-75-73	299/15	20.00	16,480.00
68	Brendan Steele	78-75-75-72	300/16	15.00	16,320.00
69	Tommy Gainey	77-74-77-78	306/22	10.00	16,160.00

BMW Championship

2012

Rory McIlroy

Carmel, IN **September 6-9, 2012** **FedExCup Points: 2,500** **Purse: $8,000,000**
Crooked Stick Golf Club **Par/Yards: 36-36—72/7,497**

LEADERS	First Round	Second Round	Third Round
	Graham DeLaet.....64 (-8)	Vijay Singh.....131 (-13)	Phil Mickelson.....200 (-16)
	Rory McIlroy .....64 (-8)	**Rory McIlroy .....132 (-12)**	Vijay Singh.....200 (-16)
	Webb Simpson.....64 (-8)	Ryan Moore.....132 (-12)	**Rory McIlroy .....201 (-15)**
	Bo Van Pelt.....64 (-8)	Tiger Woods.....132 (-12)	Lee Westwood.....201 (-15)
	Vijay Singh.....65 (-7)	Bo Van Pelt.....133 (-11)	Robert Garrigus.....202 (-14)
	Tiger Woods.....65 (-7)	Lee Westwood.....133 (-11)	Dustin Johnson.....202 (-14)
			Adam Scott.....202 (-14)

CUT: No cut. All 70 players completed 72 holes.

WEATHER: Thursday: Partly cloudy, with an afternoon high of 84. Winds SW at 5-10 mph. Friday: Due to the threat of afternoon thunderstorms, second-round tee times were moved up and played in threesomes off tee Nos. 1 and 10, between 8 a.m.-11:01 a.m. EDT. Mostly cloudy, with a high of 84. Winds SW at 8-15 mph. Saturday: Due to overnight rains Friday (2.94 inches), third-round tee times were moved back to 11 a.m.–1:01 p.m. EDT off two tees in threesomes. The start of the third round was delayed by one hour until noon due to wet conditions. Partly cloudy and cooler, with a high of 69. Winds NW at 10-15 mph. Sunday: Partly cloudy and cool, with a high of 72. Winds NW at 10-15 mph.

Pos.	Player	Score	Total	FedExCup Points	Official Money
1	**RORY MCILROY**	64-68-69-67	268/-20	2,500.00	$1,440,000.00
T2	Phil Mickelson	69-67-64-70	270/-18	1,250.00	704,000.00
T2	Lee Westwood	68-65-68-69	270/-18	1,250.00	704,000.00
T4	Robert Garrigus	67-69-66-69	271/-17	650.00	352,000.00
T4	Tiger Woods	65-67-71-68	271/-17	650.00	352,000.00
T6	Dustin Johnson	68-67-67-70	272/-16	475.00	278,000.00
T6	Adam Scott	68-68-66-70	272/-16	475.00	278,000.00
8	Vijay Singh	65-66-69-73	273/-15	425.00	248,000.00
9	Jim Furyk	69-70-67-68	274/-14	400.00	232,000.00
T10	Ryan Moore	66-66-73-70	275/-13	362.50	208,000.00
T10	Bo Van Pelt	64-69-71-71	275/-13	362.50	208,000.00
T12	Zach Johnson	67-69-68-72	276/-12	297.50	162,000.00
T12	Chris Kirk	68-68-69-71	276/-12	297.50	162,000.00
T12	Ian Poulter	68-68-69-71	276/-12	297.50	162,000.00
T12	Bubba Watson	69-71-71-65	276/-12	297.50	162,000.00
T16	Greg Chalmers	74-70-68-66	278/-10	257.50	108,600.00
T16	Tom Gillis	69-67-73-69	278/-10	257.50	108,600.00
T16	Padraig Harrington	70-65-70-73	278/-10	257.50	108,600.00
T16	John Huh	70-66-73-69	278/-10	257.50	108,600.00
T16	Troy Matteson	70-66-71-71	278/-10	257.50	108,600.00
T16	Seung-Yul Noh	68-66-73-71	278/-10	257.50	108,600.00
T16	Louis Oosthuizen	68-69-68-73	278/-10	257.50	108,600.00
T16	Justin Rose	67-70-70-71	278/-10	257.50	108,600.00
T24	Ben Curtis	70-69-68-72	279/-9	232.50	73,600.00
T24	Sergio Garcia	69-69-71-70	279/-9	232.50	$73,600.00
T26	Kevin Na	72-71-68-69	280/-8	222.50	62,800.00
T26	Steve Stricker	68-73-68-71	280/-8	222.50	62,800.00
T28	Brendon de Jonge	71-66-71-73	281/-7	202.50	53,200.00
T28	Luke Donald	66-72-72-71	281/-7	202.50	53,200.00
T28	Jason Dufner	72-67-73-69	281/-7	202.50	53,200.00
T28	Ernie Els	68-71-69-73	281/-7	202.50	53,200.00
T28	Geoff Ogilvy	68-71-74-68	281/-7	202.50	53,200.00
T28	Charl Schwartzel	69-68-72-72	281/-7	202.50	53,200.00
T34	J.B. Holmes	70-74-67-71	282/-6	180.00	43,200.00
T34	Graeme McDowell	68-67-69-78	282/-6	180.00	43,200.00
T34	Kyle Stanley	68-70-69-75	282/-6	180.00	43,200.00
T37	Graham DeLaet	64-70-74-75	283/-5	162.50	36,800.00
T37	Bob Estes	71-69-71-72	283/-5	162.50	36,800.00
T37	Scott Piercy	72-71-72-68	283/-5	162.50	36,800.00
T37	Brandt Snedeker	69-69-71-74	283/-5	162.50	36,800.00
T41	Ben Crane	67-71-74-72	284/-4	142.50	30,400.00
T41	Rickie Fowler	67-70-73-74	284/-4	142.50	30,400.00
T41	Brian Harman	73-69-70-72	284/-4	142.50	30,400.00
T41	Charlie Wi	70-72-72-70	284/-4	142.50	30,400.00
T45	Bill Haas	71-64-72-78	285/-3	117.50	22,880.00
T45	Ryan Palmer	66-73-73-73	285/-3	117.50	22,880.00
T45	Pat Perez	72-72-67-74	285/-3	117.50	22,880.00
T45	Kevin Stadler	69-73-73-70	285/-3	117.50	22,880.00
T45	Johnson Wagner	70-71-72-72	285/-3	117.50	$22,880.00
T45	Nick Watney	70-69-72-74	285/-3	117.50	22,880.00
T51	Jeff Overton	74-72-67-73	286/-2	95.00	19,253.34
T51	Matt Every	68-71-71-76	286/-2	95.00	19,253.33
T51	Webb Simpson	64-75-73-74	286/-2	95.00	19,253.33
T54	Charley Hoffman	75-72-69-71	287/-1	82.50	18,480.00
T54	Matt Kuchar	69-73-72-73	287/-1	82.50	18,480.00
T56	Bud Cauley	69-72-74-73	288/E	70.00	18,080.00
T56	D.A. Points	74-71-68-75	288/E	70.00	18,080.00
T56	John Senden	70-69-76-73	288/E	70.00	18,080.00
T59	Keegan Bradley	71-70-75-73	289/1	55.00	17,600.00
T59	Tim Clark	71-71-73-74	289/1	55.00	17,600.00
T59	Dicky Pride	76-71-71-71	289/1	55.00	17,600.00
T62	Martin Laird	69-68-72-81	290/2	42.50	17,200.00
T62	Mark Wilson	72-76-70-72	290/2	42.50	17,200.00
64	Jimmy Walker	67-76-72-76	291/3	35.00	16,960.00
T65	David Hearn	69-70-77-76	292/4	27.50	16,720.00
T65	Marc Leishman	75-73-71-73	292/4	27.50	16,720.00
67	Bryce Molder	77-72-70-75	294/6	20.00	16,480.00
68	William McGirt	77-72-72-74	295/7	15.00	16,320.00
69	Carl Pettersson	75-72-70-79	296/8	10.00	16,160.00
70	Hunter Mahan	70-73-80-77	300/12	5.00	16,000.00

BMW Championship

2013

Zach Johnson

Lake Forest, IL September 9-15, 2013
Conway Farms Golf Club

FedExCup Points: 2,500 (first) Purse: $8,000,000
Par/Yards: 35-36—71/7,149

LEADERS

First Round	
Brandt Snedeker	63 (-8)
Zach Johnson	**64 (-7)**
Charl Schwartzel	66 (-5)
Kevin Streelman	66 (-5)
Steve Stricker	66 (-5)
Tiger Woods	66 (-5)

Second Round	
Jim Furyk	131 (-11)
Brandt Snedeker	131 (-11)
Zach Johnson	**134 (-8)**
Ryan Moore	136 (-6)
Charl Schwartzel	136 (-6)
Jordan Spieth	136 (-6)
Kevin Streelman	136 (-6)
Nick Watney	136 (-6)

Third Round	
Jim Furyk	200 (-13)
Steve Stricker	201 (-12)
Brandt Snedeker	202 (-11)
Zach Johnson	**203 (-10)**
Tiger Woods	204 (-9)

CUT: No cut. All 70 players completed 72 holes.

WEATHER: **Thursday:** Partly cloudy, with a high of 83. Winds NE at 10-15 mph. **Friday:** Partly cloudy and cool, with a high of 65. Winds NE at 10-15 mph. **Saturday:** Partly cloudy and pleasant, with a high of 71. Winds SSW at 7-12 mph. **Sunday:** Cloudy with light to heavy rain throughout the day. A total of .96 inches fell. High of 65. Winds S at 7-12 mph. Officials suspended play at 10 a.m. due to heavy rain. Play resumed at 1:31 p.m before officials suspended play ended again at 2:28 p.m. At 4 p.m. officials decided to suspend play for the day. Eleven groups still had not teed off and only six players finished their rounds. **Monday:** Mostly cloudy and breezy, with a high of 63. Winds NNE at 10-15, gusting to 20 mph. The final round resumed at 8 a.m.

Pos.	Player	Score	Total	FedExCup Points	Official Money
1	**ZACH JOHNSON**	**64-70-69-65**	**268/-16**	**2,500.00**	**$1,440,000.00**
2	Nick Watney	67-69-70-64	270/-14	1,500.00	864,000.00
3	Jim Furyk	72-59-69-71	271/-13	1,000.00	544,000.00
T4	Jason Day	71-66-70-66	273/-11	562.50	315,000.00
T4	Luke Donald	70-70-67-66	273/-11	562.50	315,000.00
T4	Hunter Mahan	68-73-65-67	273/-11	562.50	315,000.00
T4	Steve Stricker	66-71-64-72	273/-11	562.50	315,000.00
T8	Matt Jones	69-71-67-67	274/-10	400.00	232,000.00
T8	Charl Schwartzel	66-70-69-69	274/-10	400.00	232,000.00
T8	Brandt Snedeker	63-68-71-72	274/-10	400.00	232,000.00
T11	Ryan Moore	67-69-69-70	275/-9	315.00	176,000.00
T11	Rory Sabbatini	69-71-66-69	275/-9	315.00	176,000.00
T11	Jimmy Walker	72-65-70-68	275/-9	315.00	176,000.00
T11	Tiger Woods	66-72-66-71	275/-9	315.00	176,000.00
15	Roberto Castro	68-69-71-68	276/-8	280.00	144,000.00
T16	Keegan Bradley	74-67-70-66	277/-7	272.50	132,000.00
T16	Jordan Spieth	71-65-73-68	277/-7	272.50	132,000.00
T18	Brendon de Jonge	71-68-70-70	279/-5	255.00	104,320.00
T18	Sergio Garcia	70-68-69-72	279/-5	255.00	104,320.00
T18	Billy Horschel	73-69-71-66	279/-5	255.00	104,320.00
T18	John Merrick	67-73-69-70	279/-5	255.00	104,320.00
T18	Gary Woodland	68-72-71-68	279/-5	255.00	104,320.00
23	David Lynn	73-71-68-68	280/-4	240.00	83,200.00
T24	Chris Kirk	75-70-70-66	281/-3	227.50	68,200.00
T24	Matt Kuchar	74-73-61-73	281/-3	227.50	$68,200.00
T24	Webb Simpson	72-69-69-71	281/-3	227.50	68,200.00
T24	Bubba Watson	71-71-69-70	281/-3	227.50	68,200.00
T28	Graham DeLaet	70-73-72-67	282/-2	205.00	54,400.00
T28	Bill Haas	72-71-72-67	282/-2	205.00	54,400.00
T28	David Hearn	72-68-71-71	282/-2	205.00	54,400.00
T28	Adam Scott	67-73-75-67	282/-2	205.00	54,400.00
T28	Daniel Summerhays	72-70-68-72	282/-2	205.00	54,400.00
T33	Brian Davis	72-67-74-70	283/-1	177.50	42,266.67
T33	Phil Mickelson	70-74-68-71	283/-1	177.50	42,266.67
T33	Kevin Stadler	69-74-70-70	283/-1	177.50	42,266.67
T33	Kevin Streelman	66-70-74-73	283/-1	177.50	42,266.67
T33	Justin Rose	71-71-69-72	283/-1	177.50	42,266.66
T33	Henrik Stenson	72-70-67-74	283/-1	177.50	42,266.66
T39	Matt Every	79-66-69-70	284/E	150.00	32,800.00
T39	Rickie Fowler	77-68-68-71	284/E	150.00	32,800.00
T39	Russell Henley	74-70-70-70	284/E	150.00	32,800.00
T39	Charles Howell III	71-71-71-71	284/E	150.00	32,800.00
T39	Marc Leishman	73-71-71-69	284/E	150.00	32,800.00
T44	Angel Cabrera	71-72-73-69	285/1	125.00	24,864.00
T44	Jason Kokrak	70-73-71-71	285/1	125.00	24,864.00
T44	Bryce Molder	73-72-72-68	285/1	125.00	24,864.00
T44	Ian Poulter	73-73-69-70	285/1	125.00	24,864.00
T44	Nicholas Thompson	69-75-65-76	285/1	125.00	24,864.00
49	John Huh	72-71-72-71	286/2	110.00	$20,800.00
50	Harris English	70-74-71-72	287/3	105.00	20,160.00
T51	Jonas Blixt	72-73-73-70	288/4	95.00	19,253.34
T51	Ernie Els	71-71-74-72	288/4	95.00	19,253.33
T51	Chris Stroud	70-73-72-73	288/4	95.00	19,253.33
T54	Sang-Moon Bae	70-71-75-73	289/5	80.00	18,400.00
T54	Jason Dufner	71-73-72-73	289/5	80.00	18,400.00
T54	Boo Weekley	72-76-71-70	289/5	80.00	18,400.00
T57	Graeme McDowell	70-73-72-75	290/6	67.50	18,000.00
T57	D.A. Points	71-72-75-72	290/6	67.50	18,000.00
T59	Rory McIlroy	78-77-68-68	291/7	57.50	17,680.00
T59	Patrick Reed	72-78-70-71	291/7	57.50	17,680.00
61	Brendan Steele	75-68-72-77	292/8	50.00	17,440.00
T62	Kevin Chappell	77-72-73-71	293/9	40.00	17,120.00
T62	Dustin Johnson	74-75-72-72	293/9	40.00	17,120.00
T62	Michael Thompson	70-74-76-73	293/9	40.00	17,120.00
T65	Ken Duke	73-77-68-76	294/10	27.50	16,720.00
T65	Brian Gay	70-74-74-76	294/10	27.50	16,720.00
67	Lee Westwood	80-73-69-74	296/12	20.00	16,480.00
68	Charley Hoffman	78-76-70-73	297/13	15.00	16,320.00
T69	Scott Piercy	81-73-76-72	302/18	7.50	16,080.00
T69	Scott Stallings	75-71-73-83	302/18	7.50	16,080.00

BMW Championship

2014



Billy Horschel

Cherry Hills Village, CO September 1-7, 2014
Cherry Hills CC

FedExCup Points: 2,500 (first) Purse: $8,000,000
Par/Yards: 34-36--70/ 7,352

LEADERS

First Round	
Rory McIlroy	67 (-3)
Jordan Spieth	67 (-3)
Gary Woodland	67 (-3)
Kevin Chappell	68 (-2)
Graham DeLaet	68 (-2)
Matt Every	68 (-2)
Sergio Garcia	68 (-2)
Chesson Hadley	68 (-2)
Russell Henley	68 (-2)
Billy Horschel	**68 (-2)**
Martin Kaymer	68 (-2)
Henrik Stenson	68 (-2)

Second Round	
Sergio Garcia	132 (-8)
Ryan Palmer	133 (-7)
Billy Horschel	**134 (-6)**
Rory McIlroy	134 (-6)
Graham DeLaet	136 (-4)
Hideki Matsuyama	136 (-4)
Bubba Watson	136 (-4)

Third Round	
Billy Horschel	**197 (-13)**
Ryan Palmer	200 (-10)
Martin Kaymer	202 (-8)
Bubba Watson	202 (-8)
Rickie Fowler	203 (-7)

CUT: No cut. 66 of 69 players completed 72 holes.

WEATHER: Thursday: Partly cloudy, with a high of 71. Wind NNE at 6-12 mph. Officials suspended play for the day at 5:50 p.m., due to a dangerous situation. Nine players still had holes to play. Friday: Play resumed at 11 a.m., after 0.6 inches of rain fell overnight. Partly cloudy, with the high in the low-70s. Wind NNE at 6-12 mph. Saturday: Partly cloudy, with a high of 71. Wind NNE at 6-12 mph. Sunday: Partly cloudy and warmer. High of 81. Wind ENE at 4-8 mph.

Pos.	Player	Score	Total	FedExCup Points	Official Money
1	Billy Horschel	68-66-63-69	266/-14	2,500.00	$1,440,000.00
2	Bubba Watson	70-66-66-66	268/-12	1,500.00	864,000.00
3	Morgan Hoffmann	72-72-62-63	269/-11	1,000.00	544,000.00
T4	Rickie Fowler	71-66-66-68	271/-9	562.50	319,000.00
T4	Jim Furyk	70-68-67-66	271/-9	562.50	319,000.00
T4	Sergio Garcia	68-64-72-67	271/-9	562.50	319,000.00
T4	Ryan Palmer	69-64-67-71	271/-9	562.50	319,000.00
T8	Rory McIlroy	67-67-72-66	272/-8	400.00	232,000.00
T8	Adam Scott	71-66-69-66	272/-8	400.00	232,000.00
T8	Jordan Spieth	67-70-68-67	272/-8	400.00	232,000.00
11	Graham DeLaet	68-68-69-68	273/-7	350.00	200,000.00
T12	Angel Cabrera	71-72-66-65	274/-6	297.50	162,000.00
T12	Chesson Hadley	68-70-68-68	274/-6	297.50	162,000.00
T12	J.B. Holmes	71-68-67-68	274/-6	297.50	162,000.00
T12	Charl Schwartzel	72-66-70-66	274/-6	297.50	162,000.00
T16	Kevin Chappell	68-72-70-65	275/-5	267.50	124,000.00
T16	Ernie Els	70-69-69-67	275/-5	267.50	124,000.00
T16	Bill Haas	72-68-67-68	275/-5	267.50	124,000.00
T16	Martin Kaymer	68-70-64-73	275/-5	267.50	124,000.00
T20	Camilo Villegas	70-71-68-67	276/-4	250.00	96,533.34
T20	Hideki Matsuyama	69-67-71-69	276/-4	250.00	96,533.33
T20	Jimmy Walker	72-67-69-68	276/-4	250.00	96,533.33
T23	Ben Crane	70-70-68-69	277/-3	227.50	$69,200.00
T23	Russell Knox	74-69-72-62	277/-3	227.50	69,200.00
T23	Seung-Yul Noh	70-71-67-69	277/-3	227.50	69,200.00
T23	John Senden	73-66-70-68	277/-3	227.50	69,200.00
T23	Henrik Stenson	68-69-72-68	277/-3	227.50	69,200.00
T23	Gary Woodland	67-73-68-69	277/-3	227.50	69,200.00
T29	Jerry Kelly	71-73-66-68	278/-2	207.50	55,600.00
T29	Daniel Summerhays	75-68-71-64	278/-2	207.50	55,600.00
T31	Harris English	71-71-67-70	279/-1	192.50	48,500.00
T31	George McNeill	71-69-69-70	279/-1	192.50	48,500.00
T31	Carl Pettersson	73-70-68-68	279/-1	192.50	48,500.00
T31	Cameron Tringale	70-73-68-68	279/-1	192.50	48,500.00
35	Justin Rose	69-71-70-70	280/E	180.00	43,200.00
T36	Tim Clark	71-69-70-71	281/1	160.00	36,057.15
T36	Geoff Ogilvy	73-69-69-70	281/1	160.00	36,057.15
T36	Charles Howell III	69-72-71-69	281/1	160.00	36,057.14
T36	Chris Kirk	71-70-71-69	281/1	160.00	36,057.14
T36	Graeme McDowell	73-72-69-67	281/1	160.00	36,057.14
T36	Brian Stuard	71-69-71-70	281/1	160.00	36,057.14
T36	Brendon Todd	73-67-72-69	281/1	160.00	36,057.14
T43	Brian Harman	73-71-71-67	282/2	135.00	28,000.00
T43	Zach Johnson	71-71-71-69	282/2	135.00	28,000.00
T43	Chris Stroud	69-73-69-71	282/2	135.00	$28,000.00
T46	Stuart Appleby	71-71-70-71	283/3	117.50	22,680.00
T46	Erik Compton	69-74-73-67	283/3	117.50	22,680.00
T46	Matt Kuchar	71-73-70-69	283/3	117.50	22,680.00
T46	Kevin Na	74-69-69-71	283/3	117.50	22,680.00
T50	Matt Every	68-73-71-72	284/4	100.00	19,680.00
T50	Ryan Moore	80-69-69-66	284/4	100.00	19,680.00
T50	Kevin Stadler	74-69-70-71	284/4	100.00	19,680.00
T53	Charley Hoffman	72-71-73-69	285/5	77.50	18,346.67
T53	Freddie Jacobson	73-71-66-75	285/5	77.50	18,346.67
T53	Marc Leishman	74-69-69-73	285/5	77.50	18,346.67
T53	Webb Simpson	73-72-69-71	285/5	77.50	18,346.67
T53	Matt Jones	73-73-70-69	285/5	77.50	18,346.66
T53	Patrick Reed	77-70-71-67	285/5	77.50	18,346.66
T59	Russell Henley	68-74-76-69	287/7	52.50	17,520.00
T59	Will MacKenzie	75-72-69-71	287/7	52.50	17,520.00
T59	Hunter Mahan	75-70-71-71	287/7	52.50	17,520.00
T59	Kevin Streelman	75-70-76-66	287/7	52.50	17,520.00
T63	Steven Bowditch	72-77-70-69	288/8	37.50	17,040.00
T63	K.J. Choi	69-74-69-76	288/8	37.50	17,040.00
65	William McGirt	71-71-76-73	291/11	30.00	16,800.00
66	Jason Bohn	74-71-75-72	292/12	25.00	16,640.00

TOUR Championship by Coca-Cola Championship Summaries

THE TOUR Championship presented by Coca-Cola

2007

Tiger Woods

Atlanta, GA **September 13-16, 2007** **FedExCup Points: 50,000** **Purse: $7,000,000**
East Lake Golf Club **Par/Yards: 35-35—70/7,154**

LEADERS

First Round	
Tim Clark	62 (-8)
Padraig Harrington	63 (-7)
Tiger Woods	64 (-6)
John Rollins	64 (-6)
Hunter Mahan	65 (-5)
Woody Austin	65 (-5)
Mark Calcavecchia	65 (-5)
Adam Scott	65 (-5)

Second Round	
Tiger Woods	127 (-13)
Woody Austin	130 (-10)
Tim Clark	131 (-9)
Mark Calcavecchia	131 (-9)
Adam Scott	131 (-9)
Sergio Garcia	132 (-8)
K.J. Choi	132 (-8)

Third Round	
Tiger Woods	191 (-19)
Mark Calcavecchia	194 (-16)
Sergio Garcia	196 (-14)
Zach Johnson	197 (-13)
Hunter Mahan	198 (-12)
Woody Austin	199 (-11)

CUT: No cut. All 30 professionals completed 72 holes.

WEATHER: Thursday: Cloudy and warm with a high of 85 degrees. Play was delayed from 2:17-5:20 p.m. due to heavy rains (0.54 inches) and thunderstorms in the area. Winds S-SE 5-10 mph. Play was suspended for the day due to darkness at 7:09 p.m. Friday: Light rain overnight (.10 inches). Play for the 20 players yet to finish the first round began at 8 a.m. Second-round tee times ran from 9-11:20 a.m. Overcast with a brief downpour in the afternoon. Temperatures in the mid-70s with S-SW winds 4-8 mph. Saturday: Mostly sunny. High 81. Winds: N-NW 10-15 mph. Sunday: Partly cloudy with a high of 78. Winds E 5-10 mph.

Player	Pos.	Score		Official Money
TIGER WOODS	1	64-63-64-66	257	$1,260,000.00
Mark Calcavecchia	T2	65-66-63-71	265	619,500.00
Zach Johnson	T2	71-66-60-68	265	619,500.00
Sergio Garcia	4	68-64-64-70	266	336,000.00
Hunter Mahan	T5	65-68-65-71	269	266,000.00
Scott Verplank	T5	66-68-67-68	269	266,000.00
Tim Clark	T7	62-69-70-69	270	231,000.00
Vijay Singh	T7	68-68-65-69	270	231,000.00
Rory Sabbatini	T9	68-68-67-68	271	204,400.00
Camilo Villegas	T9	67-68-70-66	271	204,400.00
Robert Allenby	T11	68-71-68-66	273	167,300.00
Woody Austin	T11	65-65-69-74	273	167,300.00
Stewart Cink	T11	67-66-71-69	273	167,300.00
Jim Furyk	T11	71-69-67-66	273	167,300.00
Padraig Harrington	T11	63-70-67-73	273	167,300.00
Justin Rose	T11	69-71-66-67	273	$167,300.00
Geoff Ogilvy	T17	68-70-62-74	274	140,000.00
Heath Slocum	T17	71-64-69-70	274	140,000.00
Steve Stricker	T17	69-67-71-67	274	140,000.00
Phil Mickelson	20	68-66-70-71	275	134,400.00
K.J. Choi	T21	67-65-75-69	276	130,200.00
Boo Weekley	T21	70-67-68-71	276	130,200.00
Jonathan Byrd	23	71-70-65-71	277	126,000.00
Aaron Baddeley	24	69-70-68-71	278	123,200.00
John Rollins	25	64-69-73-73	279	120,400.00
Ernie Els	T26	69-69-73-69	280	116,900.00
Adam Scott	T26	65-66-71-78	280	116,900.00
Charles Howell III	28	68-71-68-74	281	114,800.00
Brandt Snedeker	T29	71-72-68-71	282	112,700.00
Brett Wetterich	T29	68-69-70-75	282	112,700.00

THE TOUR Championship presented by Coca-Cola

2008

Camilo Villegas

Atlanta, GA **September 25-28, 2008** **FedExCup Points: 110,000** **Purse: $7,000,000**
East Lake Golf Club **Par/Yards: 35-35—70/7,304**

LEADERS

First Round	
Anthony Kim	64 (-6)
Ernie Els	68 (-2)
Trevor Immelman	68 (-2)
Phil Mickelson	68 (-2)
K.J. Choi	69 (-1)
Camilo Villegas	72 (T12)

Second Round	
Anthony Kim	133 (-7)
Sergio Garcia	135 (-5)
Phil Mickelson	136 (-4)
Camilo Villegas	138 (-2)
K.J. Choi	139 (-1)
Mike Weir	139 (-1)

Third Round	
Sergio Garcia	202 (-8)
Phil Mickelson	205 (-5)
Anthony Kim	205 (-5)
Camilo Villegas	207 (-3)
Ben Curtis	208 (-2)
Robert Allenby	208 (-2)

CUT: No cut. All 30 players completed 72 holes.

WEATHER: Thursday: Sunny and breezy with a high temperature of 82 degrees and winds N-NE at 10-20 mph with higher gusts. Friday: Partly cloudy with a high of 81 and winds NW at 10-15 mph with gusts up to 20 mph. Saturday: Partly cloudy with a high of 75 and winds NW at 5-10 mph. Sunday: Partly cloudy and warm with a high of 83 and winds NW at 5-10 mph.

Player	Pos.	Score		Official Money
CAMILO VILLEGAS	1	72-66-69-66	273	$1,260,000.00
Sergio Garcia	2	70-65-67-71	273	756,000.00
Anthony Kim	T3	64-69-72-69	274	409,500.00
Phil Mickelson	T3	68-68-69-69	274	409,500.00
Ben Curtis	5	71-69-68-70	278	280,000.00
Ernie Els	T6	68-73-70-69	280	238,000.00
Jim Furyk	T6	72-70-69-69	280	238,000.00
Mike Weir	T6	70-69-71-70	280	238,000.00
K.J. Choi	9	69-70-70-72	281	210,000.00
Stuart Appleby	T10	72-71-70-69	282	180,040.00
Dudley Hart	T10	73-69-71-69	282	180,040.00
Trevor Immelman	T10	68-73-71-70	282	180,040.00
Justin Leonard	T10	73-69-73-67	282	180,040.00
Billy Mayfair	T10	72-71-69-70	282	180,040.00
Kevin Sutherland	15	71-71-69-72	283	154,000.00
Robert Allenby	16	75-66-67-76	284	$148,400.00
Ken Duke	T17	77-69-69-71	286	138,600.00
Ryuji Imada	T17	75-72-71-68	286	138,600.00
Hunter Mahan	T17	74-75-68-69	286	138,600.00
D.J. Trahan	T17	71-72-71-72	286	138,600.00
Carl Pettersson	21	76-72-71-68	287	131,600.00
Chad Campbell	T22	72-73-75-69	289	127,400.00
Vijay Singh	T22	73-74-72-70	289	127,400.00
Stewart Cink	T24	75-73-73-69	290	120,400.00
Kenny Perry	T24	76-75-67-72	290	120,400.00
Steve Stricker	T24	74-74-70-72	290	120,400.00
Briny Baird	T27	74-71-70-76	291	115,500.00
Andres Romero	T27	73-68-78-72	291	115,500.00
Tim Clark	29	78-74-71-69	292	113,400.00
Bubba Watson	30	71-74-74-76	295	112,000.00

TOUR Championship by Coca-Cola Championship Summaries

THE TOUR Championship presented by Coca-Cola

2009

Phil Mickelson

Atlanta, GA **September 24-27, 2009** **FedExCup Points: 2,500 (1st)** **Purse: $7,500,000**
East Lake GC **Par/Yards: 35-35—70/7,304**

LEADERS

First Round	
Sean O'Hair	66 (-4)
Stewart Cink	67 (-3)
Padraig Harrington	67 (-3)
Tiger Woods	67 (-3)
Lucas Glover	68 (-2)
Steve Marino	69 (-1)
Retief Goosen	69 (-1)
Dustin Johnson	69 (-1)
Phil Mickelson	**73 (T26)**

Second Round	
Tiger Woods	135 (-5)
Padraig Harrington	136 (-4)
Sean O'Hair	136 (-4)
Ernie Els	137 (-3)
Kenny Perry	138 (-2)
Jerry Kelly	138 (-2)
Phil Mickelson	**140 (T12)**

Third Round	
Kenny Perry	202 (-8)
Tiger Woods	204 (-6)
Phil Mickelson	**206 (-4)**
Sean O'Hair	206 (-4)
Padraig Harrington	207 (-3)
Steve Marino	207 (-3)
Steve Stricker	208 (-2)
Ernie Els	208 (-2)

CUT: A field of 30 professionals with no cut.

WEATHER: Thursday: Partly cloudy and warm. Winds E-SE 4-8 mph. High of 85. Friday: Partly cloudy, hot and humid. Winds light and variable becoming W 4-8 mph. High of 87. Saturday: Mostly cloudy and humid. Tee times were moved up to 8 a.m. to avoid strong showers and thunderstorms, which hit the course around 3 p.m. (45 minutes after the conclusion of play). Winds E-NE 5-10 mph. High of 78. Sunday: Partly cloudy and less humid. Winds W-NW 10-15 gusting to 20 mph. High of 79.

Player	Pos.	Score		Official Money
PHIL MICKELSON	1	73-67-66-65	271	$1,350,000.00
Tiger Woods	2	67-68-69-70	274	810,000.00
Sean O'Hair	3	66-70-70-69	275	517,500.00
Padraig Harrington	T4	67-69-71-69	276	330,000.00
Kenny Perry	T4	72-66-64-74	276	330,000.00
Steve Stricker	6	70-72-66-69	277	270,000.00
Jim Furyk	T7	72-68-71-67	278	247,500.00
Steve Marino	T7	69-71-67-71	278	247,500.00
Ernie Els	9	71-66-71-71	279	225,000.00
Lucas Glover	T10	68-71-72-69	280	202,500.00
Jerry Kelly	T10	71-67-71-71	280	202,500.00
John Senden	T10	70-70-69-71	280	202,500.00
Angel Cabrera	T13	72-67-70-72	281	174,000.00
David Toms	T13	74-66-70-71	281	174,000.00
Nick Watney	T13	70-69-71-71	281	174,000.00
Zach Johnson	T16	70-72-73-67	282	$156,000.00
Geoff Ogilvy	T16	75-73-64-70	282	156,000.00
Y.E. Yang	18	71-75-66-71	283	150,000.00
Stewart Cink	T19	67-72-70-75	284	144,000.00
Jason Dufner	T19	71-68-73-72	284	144,000.00
Heath Slocum	T19	73-68-71-72	284	144,000.00
Scott Verplank	22	70-71-74-70	285	138,000.00
Retief Goosen	23	69-72-72-73	286	135,000.00
Hunter Mahan	24	71-73-72-71	287	132,000.00
Luke Donald	T25	70-71-78-69	288	127,500.00
Mike Weir	T25	72-72-70-74	288	127,500.00
Dustin Johnson	27	69-74-73-73	289	124,500.00
Brian Gay	T28	72-72-76-72	292	122,250.00
Marc Leishman	T28	70-74-70-78	292	122,250.00
Kevin Na	30	73-70-75-75	293	120,000.00

THE TOUR Championship presented by Coca-Cola

2010

Jim Furyk

Atlanta, GA **September 23-26, 2010** **FedExCup Points: 2,500 (1st)** **Purse: $7,500,000**
East Lake GC **Par/Yards: 35-35—70/7,304**

LEADERS

First Round	
Paul Casey	66 (-4)
Luke Donald	66 (-4)
Geoff Ogilvy	66 (-4)
Jim Furyk	**67 (-3)**
K.J. Choi	68 (-2)

Second Round	
Luke Donald	132 (-8)
Jim Furyk	**132 (-8)**
Geoff Ogilvy	133 (-7)
K.J. Choi	136 (-4)
Paul Casey	137 (-3)
Retief Goosen	137 (-3)
Kevin Na	137 (-3)

Third Round	
Jim Furyk	**202 (-8)**
Luke Donald	203 (-7)
Retief Goosen	203 (-7)
Geoff Ogilvy	205 (-5)
Paul Casey	206 (-4)
Kevin Na	206 (-4)

CUT: No cut. All 30 players completed 72 holes.

WEATHER: Thursday: Partly cloudy. High of 91. Winds SE at 6-12 mph. Friday: Partly cloudy. High of 89. Winds SSE at 4-8 mph. Saturday: Partly cloudy. High of 89. Winds variable at 4-8 mph. Sunday: Due to a forecast of thunderstorms, tee times were moved, starting at 9 a.m. Heavy rain and thunderstorms forced a suspension of play at 1:10 p.m. Play resumed at 3:01 p.m. Partly cloudy and cooler. High of 74. Winds variable at 4-8 mph.

Player	Pos.	Score		Official Money
JIM FURYK	1	67-65-70-70	272	$1,350,000.00
Luke Donald	2	66-66-71-70	273	810,000.00
Retief Goosen	3	71-66-66-71	274	517,500.00
Paul Casey	T4	66-71-69-69	275	330,000.00
Nick Watney	T4	71-74-63-67	275	330,000.00
Charley Hoffman	6	71-67-69-70	277	270,000.00
K.J. Choi	T7	68-68-74-68	278	247,500.00
Ernie Els	T7	71-71-71-65	278	247,500.00
Zach Johnson	T9	74-72-66-67	279	208,125.00
Ryan Moore	T9	70-72-68-69	279	208,125.00
Kevin Streelman	T9	70-70-69-70	279	208,125.00
Camilo Villegas	T9	73-69-68-69	279	208,125.00
Tim Clark	T13	70-73-70-67	280	178,500.00
Geoff Ogilvy	T13	66-67-72-75	280	178,500.00
Hunter Mahan	T15	69-71-73-68	281	162,000.00
Justin Rose	T15	74-68-72-67	281	$162,000.00
Robert Allenby	T17	71-70-71-70	282	147,000.00
Ben Crane	T17	71-69-76-66	282	147,000.00
Jason Day	T17	69-69-71-73	282	147,000.00
Kevin Na	T17	69-68-69-76	282	147,000.00
Bubba Watson	T17	75-69-67-71	282	147,000.00
Dustin Johnson	T22	73-71-73-66	283	136,500.00
Phil Mickelson	T22	69-72-68-74	283	136,500.00
Bo Van Pelt	24	74-69-69-72	284	132,000.00
Matt Kuchar	T25	72-70-72-71	285	127,500.00
Steve Stricker	T25	74-68-68-75	285	127,500.00
Adam Scott	27	74-71-69-74	288	124,500.00
Ryan Palmer	28	74-72-73-70	289	123,000.00
Jeff Overton	29	75-70-73-73	291	121,500.00
Martin Laird	30	75-73-74-73	295	120,000.0

TOUR Championship by Coca-Cola Championship Summaries

TOUR Championship by Coca-Cola

2011

Bill Haas

Atlanta, GA **September 19-25, 2011** **FedExCup Points: 2,500 (1st)** **Purse: $8,000,000**
East Lake GC **Par/Yards: 35-35—70/7,319**

LEADERS	First Round	Second Round	Third Round
	Keegan Bradley 64 (-6)	Adam Scott 132 (-8)	Aaron Baddeley 201 (-9)
	Luke Donald 66 (-4)	K.J. Choi 133 (-7)	Hunter Mahan 201 (-9)
	Jason Dufner 66 (-4)	Jason Day 134 (-6)	K.J. Choi 203 (-7)
	Chez Reavie 66 (-4)	Luke Donald 134 (-6)	Jason Day 203 (-7)
	Jason Day 67 (-3)	Keegan Bradley 135 (-5)	Luke Donald 204 (-6)
	Charles Howell III 67 (-3)	**Bill Haas 135 (-5)**	**Bill Haas 204 (-6)**
	Matt Kuchar 67 (-3)	Hunter Mahan 135 (-5)	
	Hunter Mahan 67 (-3)	Bubba Watson 135 (-5)	
	Adam Scott 67 (-3)		
	Bill Haas 68 (-2)		

CUT: No cut. All 30 players completed 72 holes.

WEATHER: Thursday: Mostly cloudy with afternoon showers. The first round was suspended at 5:23 p.m. with four players remaining on the golf course due to lightning in the area. Play resumed at 5:55 p.m. High of 80. Winds SSE 5-10 mph. Friday: Mixture of sun and clouds. High of 80. Winds WNW 10-15 mph. Saturday: Mostly sunny with temperatures in the high 70s in the morning reaching the low 80s in the afternoon. Sunday: Mixture of sun and clouds. High of 85. Winds SSE 5-10 mph.

Player	Pos.	Score		Official Money
BILL HAAS	1	68-67-69-68	272	$1,440,000.00
Hunter Mahan	2	67-68-66-71	272	864,000.00
K.J. Choi	T3	68-65-70-70	273	418,666.67
Luke Donald	T3	66-68-70-69	273	418,666.67
Aaron Baddeley	T3	68-69-64-72	273	418,666.66
Jason Day	T6	67-67-69-71	274	272,000.00
Charles Howell III	T6	67-71-68-68	274	272,000.00
Adam Scott	T6	67-65-74-68	274	272,000.00
Bo Van Pelt	9	71-70-66-68	275	240,000.00
Phil Mickelson	10	68-70-67-71	276	227,200.00
Keegan Bradley	T11	64-71-72-70	277	210,400.00
Geoff Ogilvy	T11	69-68-72-68	277	210,400.00
Jason Dufner	T13	66-70-73-69	278	190,400.00
Gary Woodland	T13	72-68-72-66	278	190,400.00
Steve Stricker	15	68-70-69-72	279	176,000.00

Player	Pos.	Score		Official Money
Fredrik Jacobson	T16	70-67-68-75	280	$162,400.00
Vijay Singh	T16	74-67-70-69	280	162,400.00
Brandt Snedeker	T16	68-69-74-69	280	162,400.00
David Toms	T16	73-65-73-69	280	162,400.00
Matt Kuchar	T20	67-70-71-73	281	152,000.00
Justin Rose	T20	69-75-70-67	281	152,000.00
Webb Simpson	22	69-70-70-73	282	147,200.00
Dustin Johnson	T23	70-73-70-70	283	142,400.00
Bubba Watson	T23	71-64-79-69	283	142,400.00
John Senden	25	73-71-69-71	284	137,600.00
Chez Reavie	T26	66-77-68-74	285	132,800.00
Nick Watney	T26	72-67-72-74	285	132,800.00
Mark Wilson	T26	72-70-74-69	285	132,800.00
Y.E. Yang	29	72-70-75-72	289	129,600.00
Jonathan Byrd	30	70-74-73-75	292	128,000.00

THE TOUR Championship presented by Coca-Cola

2012

Brandt Snedeker

Atlanta, GA **September 20-23, 2012** **FedExCup Points: 2,500** **Purse: $8,000,000**
East Lake Golf Course **Par/Yards: 35-35—70/7,319**

LEADERS	First Round	Second Round	Third Round
	Justin Rose 66 (-4)	Jim Furyk 133 (-7)	Justin Rose 202 (-8)
	Tiger Woods 66 (-4)	Justin Rose 134 (-6)	**Brandt Snedeker 202 (-8)**
	Matt Kuchar 67 (-3)	Bo Van Pelt 135 (-5)	Ryan Moore 204 (-6)
	Scott Piercy 67 (-3)	Bubba Watson 135 (-5)	Jim Furyk 205 (-5)
	Steve Stricker 67 (-3)	Dustin Johnson 136 (-4)	Rory McIlroy 205 (-5)
	Bo Van Pelt 67 (-3)	Matt Kuchar 136 (-4)	Bubba Watson 205 (-5)
	Brandt Snedeker 68 (-2)	**Brandt Snedeke 138 (-2)**	

CUT: No cut. All 30 players completed 72 holes.

WEATHER: Thursday: Mostly sunny, with some clouds early in theday. High of 80. Winds W at 5-10 mph. Friday: Partly cloudy. Highof 83. Winds SW at 8-12 mph. Saturday: Partly cloudy and breezy. Temperatures in the mid 80s. Winds W at 10-15 mph. Sunday: Sunny.Temperatures in the mid 70s. Winds NW at 10-15 mph, gusting to 20 mph.

Player	Pos.	Score		Official Money
BRANDT SNEDEKER	1	68-70-64-68	270	$1,440,000.00
Justin Rose	2	66-68-68-71	273	864,000.00
Luke Donald	T3	71-69-67-67	274	468,000.00
Ryan Moore	T3	69-70-65-70	274	468,000.00
Webb Simpson	T5	71-68-70-66	275	304,000.00
Bubba Watson	T5	69-66-70-70	275	304,000.00
Jim Furyk	7	69-64-72-72	277	272,000.00
Hunter Mahan	T8	68-73-71-66	278	248,000.00
Tiger Woods	T8	66-73-67-72	278	248,000.00
Robert Garrigus	T10	68-69-69-73	279	205,760.00
Dustin Johnson	T10	69-67-73-70	279	205,760.00
Matt Kuchar	T10	67-69-70-73	279	205,760.00
Rory McIlroy	T10	69-68-68-74	279	205,760.00
Bo Van Pelt	T10	67-68-71-73	279	205,760.00
Sergio Garcia	T15	69-73-71-68	281	167,200.00

Player	Pos.	Score		Official Money
Zach Johnson	T15	68-69-70-74	281	$167,200.00
Phil Mickelson	T15	69-71-72-69	281	167,200.00
Scott Piercy	T15	67-73-71-70	281	167,200.00
Adam Scott	19	68-73-70-72	283	156,800.00
Jason Dufner	T20	70-70-71-73	284	152,000.00
Carl Pettersson	T20	71-67-75-71	284	152,000.00
Steve Stricker	22	67-73-73-73	286	147,200.00
Keegan Bradley	T23	70-73-70-74	287	140,800.00
Rickie Fowler	T23	71-68-72-76	287	140,800.00
Louis Oosthuizen	T23	70-71-69-77	287	140,800.00
John Senden	26	72-68-73-75	288	134,400.00
Ernie Els	27	72-75-71-71	289	132,800.00
Nick Watney	28	75-74-70-74	293	131,200.00
John Huh	29	74-70-73-77	294	129,600.00
Lee Westwood	30	72-73-76-74	295	128,000.00

TOUR Championship by Coca-Cola Championship Summaries

THE TOUR Championship presented by Coca-Cola

2013

Henrik Stenson

Atlanta, GA **September 16-20, 2013** **FedExCup Points: 2,500 (first)** **Purse: $8,000,000**
East Lake GC **Par/Yards: 35-35—70/7,307**

LEADERS	First Round	Second Round	Third Round
	Henrik Stenson 64 (-6)	**Henrik Stenson 130 (-10)**	**Henrik Stenson 199 (-11)**
	Adam Scott 65 (-5)	Adam Scott 134 (-6)	Dustin Johnson 203 (-7)
	Billy Horschel 66 (-4)	Jordan Spieth 135 (-5)	Steve Stricker 205 (-5)
	Steve Stricker 66 (-4)	Billy Horschel 136 (-4)	Billy Horschel 206 (-4)
	Roberto Castro 67 (-3)	Dustin Johnson 136 (-4)	Zach Johnson 206 (-4)
		Justin Rose 136 (-4)	Justin Rose 206 (-4)
			Jordan Spieth 206 (-4)

CUT: No cut. All 30 players completed 72 holes.

WEATHER: **Thursday:** Mostly sunny. High of 82. Winds E at 5-10 mph shifting to SE. **Friday:** Partly cloudy and warmer. High of 86. Winds light and variable. **Saturday:** Rain beginning at 10:30 a.m. and continuing throughout the end of the round. High of 73. Winds S at 4-8 mph. Due to inclement weather, officials moved the first tee time to 7:30 a.m. (from 9:05 a.m.) and players teed off in threesomes rather than twosomes. **Sunday:** Partly cloudy and less humid. High of 82. Winds NNE at 4-8 mph.

Player	Pos.	Score		Official Money
Henrik Stenson	1	64-66-69-68	267	$1,440,000.00
Jordan Spieth	T2	68-67-71-64	270	708,000.00
Steve Stricker	T2	66-71-68-65	270	708,000.00
Webb Simpson	4	68-71-69-63	271	384,000.00
Dustin Johnson	5	68-68-67-69	272	320,000.00
Justin Rose	6	68-68-70-67	273	288,000.00
Billy Horschel	T7	66-70-70-68	274	264,000.00
Zach Johnson	T7	69-68-69-68	274	264,000.00
Roberto Castro	T9	67-71-72-65	275	227,733.34
Jason Dufner	T9	74-70-66-65	275	227,733.33
Sergio Garcia	T9	68-71-69-67	275	227,733.33
Keegan Bradley	T12	72-65-72-67	276	200,000.00
Phil Mickelson	T12	71-67-70-68	276	200,000.00
Jason Day	T14	68-74-68-67	277	173,600.00
Jim Furyk	T14	70-68-73-66	277	173,600.00
Adam Scott	T14	65-69-74-69	277	173,600.00
Nick Watney	T14	72-65-70-70	277	173,600.00
Brendon de Jonge	T18	70-72-71-65	278	158,400.00
Luke Donald	T18	70-70-67-71	278	158,400.00
Hunter Mahan	T20	70-69-71-69	279	152,000.00
Brandt Snedeker	T20	69-75-67-68	279	152,000.00
Gary Woodland	T22	70-67-71-72	280	145,600.00
Tiger Woods	T22	73-71-69-67	280	145,600.00
Bill Haas	T24	70-69-69-74	282	139,200.00
Kevin Streelman	T24	69-72-74-67	282	139,200.00
Matt Kuchar	T26	69-74-69-71	283	133,600.00
D.A. Points	T26	72-67-70-74	283	133,600.00
Graham DeLaet	28	68-71-72-73	284	131,200.00
Charl Schwartzel	29	68-79-77-66	290	129,600.00
Boo Weekley	30	70-75-73-74	292	128,000.00

THE TOUR Championship presented by Coca-Cola

2014

Billy Horschel

Atlanta, GA **September 8-14, 2014** **FedExCup Points: 2,500 (first)** **Purse: $8,000,000**
East Lake GC **Par/Yards: 35-35—70/7,307**

LEADERS	First Round	Second Round	Third Round
	Billy Horschel 66 (-4)	**Billy Horschel 132 (-8)**	**Billy Horschel 201 (-9)**
	Chris Kirk 66 (-4)	Jason Day 134 (-6)	Rory McIlroy 201 (-9)
	Jason Day 67 (-3)	Chris Kirk 134 (-6)	Jim Furyk 203 (-7)
	Jim Furyk 67 (-3)	Rory McIlroy 134 (-6)	Jason Day 204 (-6)
	Patrick Reed 67 (-3)	Jim Furyk 136 (-4)	Rickie Fowler 204 (-6)
	Bubba Watson 67 (-3)	Kevin Na 136 (-4)	Justin Rose 204 (-6)
		Ryan Palmer 136 (-4)	
		Cameron Tringale 136 (-4)	

CUT: No cut. All 29 players completed 72 holes.

WEATHER: Thursday: Partly cloudy and warm. High of 88. Wind WSW at 7-12 mph. Friday: Partly cloudy and warm. High in the upper 80s. Wind WNW at 5-10 mph. Saturday: Cloudy. High of 84. Wind NNW at 7-12 mph. Sunday: Mostly cloudy. High of 80. Wind ENE at 7-12 mph.

Player	Pos.	Score			Official Money
Billy Horschel	1	66-66-69-68	269/-11	2,500.00	$1,440,000.00
Jim Furyk	T2	67-69-67-69	272/-8	1,250.00	708,000.00
Rory McIlroy	T2	69-65-67-71	272/-8	1,250.00	708,000.00
Chris Kirk	T4	66-68-71-68	273/-7	600.00	343,333.34
Jason Day	T4	67-67-70-69	273/-7	600.00	343,333.33
Justin Rose	T4	72-66-66-69	273/-7	600.00	343,333.33
Ryan Palmer	7	69-67-69-69	274/-6	450.00	275,000.00
Rickie Fowler	8	69-68-67-71	275/-5	425.00	260,000.00
Sergio Garcia	T9	69-71-70-66	276/-4	375.00	$231,666.67
Gary Woodland	T9	71-75-63-67	276/-4	375.00	231,666.67
Adam Scott	T9	69-72-65-70	276/-4	375.00	231,666.66
Russell Henley	12	70-68-67-72	277/-3	325.00	210,000.00
Matt Kuchar	13	68-71-69-70	278/-2	300.00	200,000.00
Bubba Watson	14	67-73-67-73	280/E	285.00	190,000.00
Cameron Tringale	15	68-68-74-71	281/1	280.00	180,000.00
Bill Haas	16	68-71-73-70	282/2	275.00	175,000.00
Brendon Todd	T17	70-75-72-66	283/3	267.50	168,000.00
Jimmy Walker	T17	73-69-69-72	283/3	267.50	168,000.00
Kevin Na	T19	70-66-75-73	284/4	257.50	160,000.00
Patrick Reed	T19	67-74-74-69	284/4	257.50	160,000.00
Zach Johnson	21	68-74-72-71	285/5	250.00	$154,000.00
Hideki Matsuyama	22	71-71-71-73	286/6	245.00	150,000.00
Martin Kaymer	T23	73-69-73-73	288/8	235.00	143,000.00
Hunter Mahan	T23	74-72-71-71	288/8	235.00	143,000.00
Webb Simpson	T23	74-72-72-70	288/8	235.00	143,000.00
John Senden	26	72-75-69-74	290/10	225.00	138,000.00
Morgan Hoffmann	T27	70-73-73-76	292/12	217.50	135,000.00
Jordan Spieth	T27	71-70-80-71	292/12	217.50	135,000.00
Geoff Ogilvy	29	77-77-73-73	300/20	210.00	132,000.00

THE BARCLAYS®

PAST CHAMPIONS

1967 - Jack Nicklaus
1968 - Julius Boros
1969 - Frank Beard
1970 - Bruce Crampton
1971 - Arnold Palmer
1972 - Jack Nicklaus
1973 - Bobby Nichols
1974 - Johnny Miller
1975 - Gene Littler
1976 - David Graham
1977 - Andy North
1978 - Lee Elder
1979 - Jack Renner
1980 - Curtis Strange
1981 - Raymond Floyd
1982 - Bob Gilder
1983 - Seve Ballesteros
1984 - Scott Simpson
1985 - Roger Maltbie
1986 - Bob Tway
1987 - J.C. Snead
1988 - Seve Ballesteros
1989 - Wayne Grady
1990 - Hale Irwin
1991 - Billy Andrade
1992 - David Frost
1993 - Vijay Singh
1994 - Lee Janzen
1995 - Vijay Singh
1996 - Ernie Els
1997 - Ernie Els
1998 - J.P. Hayes
1999 - Duffy Waldorf
2000 - Dennis Paulson
2001 - Sergio Garcia
2002 - Chris Smith
2003 - Jonathan Kaye
2004 - Sergio Garcia
2005 - Padraig Harrington
2006 - Vijay Singh
2007 - Steve Stricker
2008 - Vijay Singh
2009 - Heath Slocum
2010 - Matt Kuchar
2011 - Dustin Johnson
2012 - Nick Watney
2013 - Adam Scott
2014 - Hunter Mahan