


2015

WASTE MANAGEMENT PHOENIX OPEN Media Guide

JANUARY 26 - FEBRUARY 1, 2015

#GREENESTSHOW



T H E G R E A T E S T S H O W O N G R A S S



2015 WASTE MANAGEMENT PHOENIX OPEN MEDIA GUIDE TABLE OF CONTENTS

IMPORTANT PHONE NUMBERS / MEDIA REGULATIONS	SECTION 1
TOURNAMENT FACT SHEET / PRESS RELEASE	SECTION 2
WHAT'S NEW IN 2015	SECTION 3
BROADCAST SCHEDULE / PERSONALITIES	SECTION 4
PURSE BREAKDOWN	SECTION 5
2014 TOURNAMENT RECAP AND STATS	SECTION 6
-2014 ROUND 1 STATS	SECTION 7
-2014 ROUND 2 STATS	SECTION 8
-2014 ROUND 3 STATS	SECTION 9
-2014 ROUND 4 STATS	SECTION 10
TOP 10 FINISHES BY PLAYER SINCE 1987	SECTION 11
PAST EXEMPTIONS & MONDAY QUALIFIERS	SECTION 12
5-YEAR WEATHER HISTORY	SECTION 13
TOP FINISHERS 1932 – 2014	SECTION 14
TOP-30 ALL-TIME MONEY WINNERS	SECTION 15
PHOENIX OPEN RECORD BOOK	SECTION 16
ATTENDANCE HISTORY	SECTION 17
HOLE-BY-HOLE SCORING SUMMARY 1987 - 2014	SECTION 18
TOURNAMENT & SCOTTSDALE FACTS AND FIGURES	SECTION 19



2015 WASTE MANAGEMENT PHOENIX OPEN MEDIA GUIDE

**SECTION 1:
IMPORTANT PHONE NUMBERS/
MEDIA REGULATIONS**



MEDIA CENTER HOURS OF OPERATION

Monday-Tuesday	8 a.m. – 6 p.m.
Wednesday	7 a.m. – 6 p.m.
Thursday-Friday	6:30 a.m. – 7 p.m.
Saturday-Sunday	8 a.m. – 7 p.m.

IMPORTANT PHONE NUMBERS

Waste Management Phoenix Open Media Center	480.585.2050
Waste Management Phoenix Open Media Center Fax	480.585.2085
Rob Myers, Waste Management Phoenix Open Director of Media Relations	602.317.6131 (cell)
Jeff Locke, Waste Management Phoenix Open Assistant Director of Media Relations	480.766.1222 (cell)
Ryan Woodcock, Waste Management Phoenix Open Assistant Director of Media Relations	480.766.1221 (cell)
Thunderbirds Headquarters	480.585.2001
Medical	480.585.2029
PGA TOUR	480.585.2034
Scottsdale Police	480.585.2039
Security	480.585.2038
TPC Scottsdale Administration	480.585.4334
Cox Communications (For special telephone needs)	623.328.3209 (Barbie Smith)



MEDIA REGULATIONS

1. **PGA TOUR Holds Exclusive Media Rights.** PGA TOUR retains exclusive media rights (including, but not limited to, television (network, cable, IPTV, and any other form of television), video, internet, mobile and radio) to all tournament competition on the PGA TOUR, Champions Tour, Web.com Tour and PGA TOUR Latinoamérica (each, a "Tournament") and all events surrounding such tournament competition (such as Pro-Ams, hospitality areas, draw parties, etc.).
2. **Access.** Each credential issued pursuant to these Media Regulations operates as temporary and conditional PGA TOUR authorization allowing only the holder of such credential (the "Bearer") representing an "Authorized Outlet" to access a Tournament site during "Tournament Week" and to gather information and other content strictly in accordance with these Media Regulations. For purposes hereof, "Authorized Outlet" shall mean a media outlet recognized and approved by PGA TOUR *in its sole discretion*, and "Tournament Week" shall mean Monday prior to the Tournament through the final day of the Tournament.
3. **Use by Authorized Outlet Only.** Unless separately authorized in writing by PGA TOUR, Bearers and Authorized Outlets may only use information and other content collected in accordance with these Media Regulations as part of an Authorized Outlet's editorial product delivered to end users. Such information and other content may not otherwise be sold to third parties or used in any commercial manner (e.g., apparel, posters, memorabilia, etc); provided, however, to the extent permitted by the relevant section of these Media Regulations, Authorized Outlets that are recognized by PGA TOUR as established wire and news distribution services (e.g., AP) may distribute the gathered information and other content (written stories, photos, audio and/or video comprised solely of an Authorized Outlet employee/contractor providing commentary or analysis) to third party media organizations, who may use the information and other content for editorial product as though generated by such third party media organizations themselves; provided, however, such third party media organizations will be subject to these Media Regulations as though they had signed them.
4. **Use of TOUR Marks.** Each credential authorizes the Authorized Outlet(s) represented by the Bearer to use the trademark of the PGA TOUR, Champions Tour, Web.com Tour and PGA TOUR Latinoamérica (as applicable) in the news and editorial coverage of such Tour and the applicable Tournament. It does not authorize the Authorized Outlet (or the Bearer) to use such Tour or Tournament trademarks in non-editorial contexts as any such use requires a separate written license from PGA TOUR and/or the applicable Tournament.
5. **Television.** Television broadcasters have the following limited right to use video highlights of Tournament competition on television ("**Video Highlights**"):
 - a. **Video Highlights:** (a) may not be broadcast in any geographic market until the exclusive broadcaster(s) of the Tournament in such geographic market has concluded its telecast of that day's live or initial air coverage, (b) shall not be in excess of three minutes per day from each Tour (up to a maximum of eight minutes total across all four Tours), (c) may not purport to be live, play-by-play coverage from the Tournament course, (d) must be part of a regularly scheduled news program, (e) may not be distributed on any non-television platform unless approved pursuant to a PGA TOUR license agreement, (f) may not be sold, distributed, syndicated or provided in any other manner to any other entity, (g) may not be broadcast or used for any other purpose after forty-eight hours from the conclusion of the applicable Tournament, and (h) may not be used in any direct or indirect commercial manner.
 - b. Live reporting in excess of three minutes per day from the Tournament site, including without limitation, the Tournament course, Media Center, press room and designated interview area, all as determined by PGA TOUR in its sole discretion, is prohibited without the prior written approval of PGA TOUR. Further, no live Tournament competition may be visible in the background during any live reporting.
 - c. PGA TOUR is the absolute owner of any and all Video Highlights or other video coverage (golf competition or otherwise) shot at the Tournament site during the Tournament Week and may request copies thereof. Such Video Highlights or other video coverage will be provided to PGA TOUR upon request (PGA TOUR will pay industry standard copying and shipping costs).
6. **Radio.** Radio broadcasters have the following limited right to use audio highlights of Tournament competition on radio ("**Audio Highlights**"):
 - a. **Audio Highlights:** (a) may not be broadcast in any geographic market until the exclusive broadcaster(s) of the Tournament in such geographic market has concluded its telecast of that day's live or initial air coverage, (b) shall not be in excess of three minutes per day from each Tour (up to a maximum of eight minutes total across all four Tours), (c) may not purport to be live, play-by-play coverage from the

Tournament course, (d) must be part of a regularly scheduled news program, (e) may not be distributed on any non-radio platform unless approved pursuant to a PGA TOUR license agreement, (f) may not be sold, distributed, syndicated or provided in any other manner to any other entity, (g) may not be broadcast or used for any other purpose after forty-eight hours from the conclusion of the applicable Tournament, and (h) may not be used in any direct or indirect commercial manner.

- b. Live reporting in excess of three minutes per day from the Tournament site, including without limitation, the course, Media Center, press room and designated interview area, all as determined by PGA TOUR in its sole discretion, is prohibited without the prior written approval of PGA TOUR.
- c. PGA TOUR is the absolute owner of any and all Audio Highlights or other audio coverage (golf action or otherwise) recorded at the Tournament site during Tournament Week and may request copies thereof. Such coverage will be provided to PGA TOUR upon request (PGA TOUR will pay industry standard copying and shipping costs).
- d. PGA TOUR may authorize a local sports station to broadcast from the Tournament site; provided, however, such coverage shall be subject to these Media Regulations unless otherwise specifically approved by PGA TOUR in writing.

7. Internet.

- a. **Audio and Video.** The distribution of audio and video coverage on internet sites shall be limited to coverage obtained in the Media Center and designated interview areas, all as determined by the PGA TOUR in its sole discretion. Coverage on the internet shall not include video footage or an audio description (e.g., play-by-play) of Tournament competition. Such audio and video coverage shall be referred to hereinafter as "Internet Coverage".
 - i. Internet Coverage (a) may not be broadcast in any geographic market until the exclusive broadcaster(s) of the Tournament in such geographic market has concluded its telecast of that day's live or initial air coverage, (b) may not, under any circumstances be distributed live to any platform, (c) may not be in excess of two minutes per day from each Tour (up to a maximum of five minutes total across all four Tours), (d) may not purport to be live, play-by-play coverage from the Tournament course, (e) may not be sold, distributed, syndicated or provided in any other manner to any other entity (this prohibition applies equally to wire or news distribution services), (f) may not be used for any purpose after twenty-four hours from the conclusion of the round of competition at the applicable Tournament, (g) must be accompanied by a link back to PGATOUR.com, and (h) may not be used in any direct or indirect commercial manner.
 - ii. PGA TOUR is the absolute owner of any and all Internet Coverage (golf action or otherwise) collected at the Tournament site during Tournament Week and may request copies thereof. Such coverage will be provided to PGA TOUR electronically upon request.
- b. **Data.** Scoring and statistical information may only appear in the editorial news portion of the Authorized Outlet and may be posted/published no sooner than thirty minutes after the actual occurrence of the relevant shots or after the time such information is legally available as public domain information if sooner than thirty minutes after the actual occurrence of relevant the shots. Scoring and statistical data may not be archived on the Authorized Outlet and may not be used for any purpose after twenty-four hours following the conclusion of the applicable Tournament round, unless such information is legally sooner available as public domain information.
- c. **Text.** Coverage must not purport to be live, play-by-play, hole-by-hole or real-time coverage.

8. **Photography.** Photographic images of PGA TOUR, Champions Tour, Web.com Tour and PGA TOUR Latinoamérica players may be used by the Authorized Outlet for legitimate news coverage only, and may be used together with news stories during a Tournament round, so long as such photographs are not used with other real-time or near-real-time information or sequenced to create a "shot by shot" or "hole by hole" account of the day's play, nor may photos be sequenced in such a way as to approximate video. Photo galleries must be limited to a reasonable number of PGA TOUR photos. Photos may not be used for any non-editorial, direct or indirect commercial use without the permission of the PGA TOUR and any player appearing in the photo. No sponsorship or advertising may be used in connection with a photo to create an implied association between the sponsor/advertiser and the PGA TOUR and/or the applicable player. Where appropriate, the Authorized Outlet shall use reasonable efforts to use photographic likenesses of players and Tournament courses containing current sponsors and endorsers.

9. **Other Media.** Other media platforms not specifically addressed in these Media Regulations (e.g., mobile phones (other than internet sites accessed via mobile phones)) are not Authorized Outlets under these Media Regulations. Outlets of such platforms must contact PGA TOUR for a separate written authorization to distribute Tournament information and content, which authorization may be withheld in PGA TOUR's sole discretion.



TERMS AND CONDITIONS OF MEDIA REGULATIONS

1. **THESE TERMS AND CONDITIONS ARE INCORPORATED INTO PGA TOUR'S MEDIA REGULATIONS. COMPLIANCE WITH THESE TERMS AND CONDITIONS IS A CONDITION OF EACH CREDENTIAL.**
2. **PGA TOUR MAY REVOKE CREDENTIALS AT ANY TIME FOR ANY REASON INCLUDING, BUT NOT LIMITED TO, VIOLATION OF ANY OF THE FOREGOING REGULATIONS OR ANY OF THE FOLLOWING TERMS AND CONDITIONS.**
3. **Authorized Outlet.** Every person applying for and receiving credentials to access a PGA TOUR, Champions Tour, Web.com Tour and/or PGA TOUR Latinoamérica Tournament must identify every Authorized Outlet which that person will represent during the applicable Tournament. PGA TOUR, in its sole discretion, will determine whether an entity or person will be approved as an Authorized Outlet or Bearer, as applicable.
4. **Working Press Regulations.**
 - a. A daily decal is necessary to walk inside the gallery ropes. All members of the media with such decal must remain not more than an arm's length from the ropes, so as to blend into the gallery and appear to be part of the gallery at all times.
 - b. Players are not to be distracted during play. Interviews may only be conducted after the conclusion of the player's round (*i.e.*, after the player has signed his scorecard). Media are not allowed in the scoring area. Every effort will be made to make the leading players available in the Media Center interview area each day.
 - c. Do not interview or ask players to pose for photographs during practice sessions before a round, except by prior arrangement with the player.
 - d. If an interview is to be conducted in the practice areas, either the range or the putting green, it must be done by prior arrangement with the player, up against the ropes and not in the middle of the areas where it could be distracting to other players.
 - e. All media must follow the directions of marshals and other Tournament officials at all times.
 - f. The use of carts is prohibited at all times.
5. **Locker Room/Media Center Access.** Only media with the appropriate credential shall be allowed in locker room(s) and Media Center.
6. **Recorder Guidelines.**
 - a. All audio recording device and/or video recorder work should be done in the proximity of the Media Center and/or designated interview area.
 - b. Video recorders are not permitted in the locker room. Audio recording devices are permitted in the locker room, subject to the following regulations:
 - i. Audio recorded interviews are intended to be one on one and not group interviews.
 - ii. Audio recorded interviews are for reference only and the audio may not be used for any other purpose.
 - iii. The reporter must clearly ask a player, and a player must clearly grant permission, for an audio recording device to be used.
 - iv. The reporter is responsible for making other players in the vicinity aware that an interview is being recorded.
 - v. PGA TOUR staff may designate, depending upon need and availability, an area within the locker room for the purpose of conducting interviews that are recorded.
 - vi. Use of audio recorded interviews must be limited to the person being interviewed.

- c. Audio recording devices and/or video recorders are not permitted within the playing area of the Tournament course unless express written permission has been granted by PGA TOUR.
7. **Weather Delay Guidelines.** During weather delay situations, media are not permitted in the locker room. If possible, PGA TOUR will make players available for interviews during weather delays in the designated interview area or other area(s) designated by PGA TOUR.
8. **Photographer Conduct Guidelines.** Having a media credential does not guarantee photo access.
 - a. At PGA TOUR's discretion, credentialed photographers may receive one of two types of photo credentials:
 - i. A limited number of "inside-the-ropes" photo credentials will be issued daily as determined by the PGA TOUR Media Official on site for practice and competition rounds and will permit the wearer access inside the ropes. Note that being issued an "inside the ropes" photo credential during practice rounds provides no guarantee of being issued a photo credential (inside or outside the ropes) during competition days.
 - ii. Photographers who do not have an inside the ropes photo credential must stay outside the gallery ropes but are still required to check in with the PGA TOUR Media Official and may receive an outside the ropes photo credential for competition rounds. Photographic assistants will not be issued photo credentials of any type.
 - b. Professional grade cameras and lenses and noise free equipment must be used at all times.
 - c. Photographers with inside-the-ropes credentials must stay within one arm's length of the ropes at all times. Photographers with outside the ropes credentials are not permitted inside the ropes at any time.
 - d. Photographers are not permitted on the teeing ground, unless express written permission has been granted by PGA TOUR.
 - e. Photographers must not position themselves in the line of play. If requested to move by a player, his caddie or an official, the photographer will do so without delay or discussion.
 - f. No photograph shall be taken until a player completes his swing/stroke.
 - g. Players should not be asked to pose during a round.
 - h. Cameras are not permitted in the scoring tent or in the locker room.
9. **Assumption of Risk.** By entering onto the grounds of a Tournament, Bearer and Authorized Outlet assume all risk and danger incidental to the game of golf and release the Tournament and its host site, sponsors, host organization, PGA TOUR, Inc., participating players, and all agents thereof from any and all liabilities resulting from such cases to the full extent such release is permitted under applicable law.
10. **Indemnification.** Bearer and Authorized Outlet shall indemnify, defend and hold each Tournament and its host site, sponsors, host organization, PGA TOUR, Inc., participating players, and all agents thereof harmless from and against any and all liabilities, damages, injuries, claims, suits, judgments, causes of action, and expenses (including reasonable attorneys' fees, court costs and out-of-pocket expenses) suffered or incurred as a result of any breach of any obligation, negligence or misconduct of Bearer or Authorized Outlet hereunder and/or Bearer and Authorized Outlet's access to the Tournament.
11. **Use of Likeness.** Bearer grants permission to PGA TOUR, Inc. to utilize the Bearer's image or likeness incidental to any live or recorded television or other transmission or reproduction in whole or in part of any Tournament attended by Bearer.
12. **Credit.** All uses of footage hereunder shall be made with a courtesy credit to PGA TOUR.
13. **Commercial Use.** Photographic images and footage of Tournaments may be available for use outside the scope of these Media Regulations (e.g., commercial, promotional, etc.) by contacting PGA TOUR.

THE TERMS AND CONDITIONS OF THESE MEDIA REGULATIONS ARE LIMITED TO THOSE CONTAINED ABOVE. ANY ADDITIONAL OR DIFFERENT TERMS OR CONDITIONS IN ANY FORM DELIVERED BY BEARER OR AUTHORIZED OUTLET ARE HEREBY DEEMED TO BE MATERIAL ALTERATIONS AND NOTICE OF OBJECTION TO AND REJECTION OF THEM IS HEREBY GIVEN.



2015 WASTE MANAGEMENT PHOENIX OPEN MEDIA GUIDE

**SECTION 2:
TOURNAMENT FACT SHEET/
PRESS RELEASES**



NEWS

wmphoenixopen.com

2015 WASTE MANAGEMENT PHOENIX OPEN FACT SHEET

DATES: Tournament Week: Monday, January 26 - Sunday, February 1, 2015
72-hole PGA TOUR event: January 29 – February 1
Part of the PGA TOUR's FED EX Cup
(80th annual event first played in 1932)

TITLE SPONSOR: Waste Management, Inc. (**WM**)

SITE: TPC Scottsdale
TPC Stadium Course designed by: Jay Morrish and Tom Weiskopf (1986), Redesigned by Tom Weiskopf in 2014.

Par: 35-36--71, Yards: 7,261

1: 403 yards, par 4	10: 428 yards, par 4
2: 442 yards, par 4	11: 472 yards, par 4
3: 558 yards, par 5	12: 192 yards, par 3
4: 183 yards, par 3	13: 558 yards, par 5
5: 470 yards, par 4	14: 490 yards, par 4
6: 432 yards, par 4	15: 553 yards, par 5
7: 215 yards, par 3	16: 163 yards, par 3
8: 475 yards, par 4	17: 332 yards, par 4
9: 453 yards, par 4	18: 442 yards, par 4
Out: 3,631 yards, par 35	In: 3,630 yards, par 36

2015 WASTE MANAGEMENT PHOENIX OPEN CALENDAR OF EVENTS (subject to change)

Monday, January 26

Practice Rounds for PGA TOUR pros only

9:30 am — Kyocera Pro-Am, TPC Stadium Course

1 pm – Military Career Event in conjunction with *Birdies for the Brave* and the Waste Management Phoenix Open at Monterra at WestWorld in Scottsdale. Featuring over 30 award-winning Arizona companies with hundreds of career openings. All United States active, reserve and retired military personnel and spouses/significant others are invited to attend. Register at <http://bit.ly/BCAZMilitary>

Tuesday, January 27

Practice Rounds for PGA TOUR pros only

10:00 am — R.S. Hoyt Jr. Family Foundation Dream Day Activities

- Motivational Speeches by PGA TOUR Professionals
- Trick Shot Show
- Junior Golf Clinic Presented by PING
- Located on the TPC Champions Course Practice Range

11:00 am — Outfront Media Special Olympics Open

Located at the TPC Scottsdale Putting Green, the Special Olympics Open features 12 Special Olympian athletes, 12 celebrities or sports stars and 12 business leaders from our community. The event is open to all ticket holders and media and lasts about an hour.

2:00 PM – PGA TOUR Wives Golf Classic

Located on the TPC Scottsdale's Champions Course, the TOUR Wives Classic features PGA TOUR pros carrying golf bags, raking bunkers and tending flags as their wives compete in a friendly 9-hole shootout for charity. The event is open to the public.

Wednesday, January 28

8:30 am — Annexus Pro-Am, TPC Stadium Course

3:30 pm — Phoenix Suns Shot at Glory, TPC Scottsdale 16th hole

3:30 pm — Coors Light Birds Nest entertainment tent opens:

Opening Act – DJ Roonie G

Main Act – Capital Cities (takes the stage at approximately 8 pm)

Thursday, January 29

7:30 am — Waste Management Phoenix Open 1st round

3:30 pm — Coors Light Birds Nest entertainment tent opens:

Opening Act – Jared and The Mill

Main Act – Darius Rucker (takes the stage at approximately 8 pm)

Friday, January 30

7:30 am — Waste Management Phoenix Open 2nd round

3:30 pm — Coors Light Birds Nest entertainment tent opens:

Main Act – Kid Rock (takes the stage at approximately 8 pm)

Saturday, January 31

9:00 am — Waste Management Phoenix Open 3rd round

3:30 pm — Coors Light Birds Nest entertainment tent opens:

Opening Act – DJ Roonie G

Main Act – Afrojack (takes the stage at approximately 8 pm)

All Day — Green Out, everybody is encouraged to wear green to support the green/eco-sensitive efforts of the tournament

Sunday, February 1

9:00 am — Waste Management Phoenix Open 4th round

Monday, February 2

9:00 am — Post Open Pro-Am, TPC Stadium Course

PURSE: \$6,300,000

WINNER'S SHARE: \$1,134,000

FIELD: 132 players (cut to low 70 & ties after 36 holes)

TELEVISION: First two rounds are scheduled to be televised live in Phoenix on The Golf Channel from 1:30 – 4:30 pm MST, then rounds three and four will be televised on The Golf Channel from 11:00 am to 12:30 pm MST, then CBS from 1:00 – 4:00 pm MST.

DEFENDING CHAMPION: Kevin Stadler (-16) 268 – \$1,116,000

CHARITIES: The Waste Management Phoenix Open and the tournament host Thunderbirds raise money for charities, most of which provide programs that benefit youth. Recent beneficiaries include Phoenix Children's Hospital, First Tee of Phoenix, Special Olympics Arizona, Homeward Bound, Audubon Arizona, Boys & Girls Clubs, YMCA, Be A Leader Foundation, Teach for America, Waste Not, Junior Golf Association of Arizona. In the tournament's 80-year history, The Thunderbirds have raised over \$93 million for charity.

TICKETS: Daily general admission is \$30. Children ages 17 & under are free when accompanied by an adult. The Waste Management Phoenix Open is never sold out and tickets will be available at the gate during tournament week. Advance daily general admission tickets will be available until January 23, 2015 at all Ticketmaster ticket centers, by phone at 800-745-3000 and online via www.wmphoenixopen.com or www.ticketmaster.com.

COORS LIGHT BIRDS NEST: The popular Waste Management Phoenix Open entertainment tent returns Wednesday through Saturday evenings. The Birds Nest will be located directly across from the tournament entrance at the corner of 82nd St and Bell Road. Visit www.coorslightbirds.com for more information.

BIRDS NEST GENERAL ADMISSION TICKETS: \$35 for Wednesday, \$50 for Thursday – Saturday and can be purchased by calling Ticketmaster at 800-745-3000 or by visiting www.ticketmaster.com.

WEBSITE: www.wmphoenixopen.com

PARKING: FREE Public Parking (with shuttle access to the tournament gates). From the WEST, public parking is at Loop 101 and Hayden Road. We recommend that eastbound Loop 101 drivers exit at Hayden, and drive south into the parking lot. From the EAST, parking is at WestWorld. We recommend that drivers exit Raintree, then drive north to Bell Road on 94th street, then into the parking lot entrance. The FREE shuttles will operate Monday and Tuesday from 8:00 am to 6:00 pm; Wednesday through Saturday from 6:30 am to 11:00 pm; and Sunday from 6:30 am to 6:30 pm.

2015 TOURNAMENT CHAIRMAN: Dan Calihan

2015 ASSISTANT CHAIRMAN: Dan Mahoney

MEDIA CONTACTS: Rob Myers, PH: (480) 348-7540. E-MAIL: rmyers@commlinks.com



NEWS
wmphoenixopen.com

Release Date:

January 23, 2015

Media Contact:

Rob Myers, (480) 348-7540

DEFENDING CHAMP STADLER WD's DUE TO INJURY
FIELD NEARLY SET FOR 2015 WASTE MANAGEMENT PHOENIX OPEN

PHOENIX, Ariz. – 2014 Waste Management Phoenix Open tournament champion Kevin Stadler today withdrew from the 2015 tournament due to a wrist injury. The field for next week's Waste Management Phoenix Open is nearly set as three open qualifying spots and two sponsor exemptions are still up for grabs. A field of 132 players will vie for the \$6.3 million purse, the \$1,134,000 first-place check and 500 FedExCup points.

The field includes 15 players who have combined to win 37 Major championships, including: Tiger Woods (14 Majors), Phil Mickelson (5), Padraig Harrington (3), Angel Cabrera (2), Retief Goosen (2), Bubba Watson (2), Keegan Bradley (1), Stewart Cink (1), Lucas Glover (1), Justin Leonard (1), David Toms (1), Mike Weir (1), Jason Dufner (1), Geoff Ogilvy (1) and Zach Johnson (1). Ninety-four of the top 125 from the final 2014 PGA TOUR Money List have entered the 2015 WM Phoenix Open, including 21 of the top 50 players on the Official World Golf Ranking, with Watson (4th), Jordan Spieth (9th) and Rickie Fowler (10th) the highest ranked players currently in the field.

With Stadler withdrawing, the 2015 tournament now has seven past WM Phoenix Open champions – Mickelson (2013, 2005, 1996), Kyle Stanley (2012), Mark Wilson (2011), Hunter Mahan (2010), Kenny Perry (2009), J.B. Holmes (2008, 2006) and Aaron Baddeley (2007).

PGA TOUR members had until 5 p.m. today (Friday, January 23) to commit to play in the 2015 Waste Management Phoenix Open. Non-committed players participating in the Humana Challenge have a half-hour from the end of 2nd round play to commit. In addition, any previously uncommitted player placing in the top-10 at the Humana Challenge also can commit to play Sunday evening.

Three of the five sponsor exemptions handed out by the tournament host Thunderbirds went to Padraig Harrington, Jon Rahm and Daniel Berg. Local PGA pro Michael Hopper earned the Southwest Section of the PGA spot by winning the Section Title.

Three open qualifying spots are still up for grabs and will be determined on Monday, January 26th at McCormick Ranch Golf Club in Scottsdale.

If any player currently in the field withdraws from the tournament prior to the start of the event, pros Andres Gonzales, Hudson Swafford and Fabian Gomez are the first three alternates.

The 2015 Waste Management Phoenix Open, known as "The Greatest and Greenest Show on Grass," will be held at the TPC Scottsdale from January 26 to February 1, 2015. The Waste Management Phoenix Open is the best-attended golf tournament in the world and has gained legendary status for being the most unique stop on the PGA TOUR. The 2015 edition will mark the 80th playing of the event (one of the five oldest events on the PGA TOUR) and the fifth as the Waste Management Phoenix Open. For more information on the 2015 Waste Management Phoenix Open, visit www.wmphenixopen.com.



**Alpha Field List
2015 Waste Management Phoenix Open
As of 1/23/2015**

Robert Allenby	Brice Garnett	Scott Langley	Jordan Spieth
Woody Austin	Robert Garrigus	Danny Lee	Scott Stallings
Aaron Baddeley	Lucas Glover	Justin Leonard	Kyle Stanley
Sang-Moon Bae	Retief Goosen	Spencer Levin	Brendan Steele
Ricky Barnes	Luke Guthrie	Hunter Mahan	Shawn Stefani
Charlie Beljan	Bill Haas	Ben Martin	Robert Streb
Daniel Berger	Chesson Hadley	Hideki Matsuyama	Kevin Streelman
Jonas Blixt	Adam Hadwin	William McGirt	Chris Stroud
Michael Block	James Hahn	George McNeill	Brian Stuard
Jason Bohn	Brian Harman	John Merrick	Daniel Summerhays
Steven Bowditch	Padraig Harrington	Troy Merritt	Andrew Svoboda
Keegan Bradley	David Hearn	Phil Mickelson	Nick Taylor
Angel Cabrera	Russell Henley	Bryce Molder	Michael Thompson
Chad Campbell	Justin Hicks	Francesco Molinari	Nicholas Thompson
Kevin Chappell	Charley Hoffman	Ryan Moore	David Toms
K.J. Choi	Morgan Hoffmann	Kevin Na	Cameron Tringale
Stewart Cink	J.B. Holmes	Seung-Yul Noh	Bo Van Pelt
Erik Compton	Michael Hopper	Geoff Ogilvy	Jhonattan Vegas
Ben Crane	Billy Horschel	Carlos Ortiz	Scott Verplank
Brian Davis	Charles Howell III	Jeff Overton	Camilo Villegas
Brendon de Jonge	John Huh	Ryan Palmer	Nick Watney
Graham DeLaet	Billy Hurley III	Pat Perez	Bubba Watson

Jamie Donaldson
Jason Dufner
Ken Duke
Harris English
Derek Ernst
Matt Every
Derek Fathauer
Gonzalo Fdez-Castano
Tony Finau
Martin Flores
Rickie Fowler

Ryo Ishikawa
Freddie Jacobson
Zach Johnson
Matt Jones
Troy Kelly
Kevin Kisner
Russell Knox
Brooks Koepka
Jason Kokrak
Matt Kuchar
Martin Laird

Kenny Perry
Carl Pettersson
Scott Piercy
Michael Putnam
Jon Rahm
Chez Reavie
Patrick Reed
Jim Renner
Andres Romero
Rory Sabbatini
Brandt Snedeker

Boo Weekley
Mike Weir
Tim Wilkinson
Mark Wilson
Gary Woodland
Tiger Woods



NEWS

wmphoenixopen.com

Release Date:

January 24, 2015

Media Contact:

Rob Myers (480) 348-7540

**RICKIE FOWLER, BRUCE ARIANS, PAUL GOLDSCHMIDT, MAX SCHERZER,
LUIS GONZALES AND BRIAN URLACHER HEADLINE
OUTFRONT MEDIA SPECIAL OLYMPICS OPEN**

SCOTTSDALE, Ariz. – PGA TOUR star Rickie Fowler, Arizona Cardinals' Head Coach Bruce Arians, Diamondbacks slugger Paul Goldschmidt, Washington Nationals pitcher Max Scherzer, former Phoenix Suns power forward Tom Chambers, former Diamondbacks star Luis Gonzales, and former Chicago Bears linebacker Brian Urlacher headline the Outfront Media Special Olympics Open at 11 a.m. on Tuesday, January 27th at the 2015 Waste Management Phoenix Open. Others expected to participate include current Diamondbacks outfielder A.J. Pollock and pitcher Patrick Corbin as well as former Phoenix Suns center Steven Hunter.

Held on TPC Scottsdale's Putting Green, the Special Olympics Open features roughly 12 Special Olympians, 12 celebrities/sports stars, 12 business leaders and PGA TOUR professionals all competing in a putting challenge. This pre-tournament event is open to all ticket holders and media and usually lasts about an hour.

The Waste Management Phoenix Open will be played January 26 – February 1, 2015, at TPC Scottsdale. The tournament host The Thunderbirds have raised more than \$93 million for charities, with more than \$68 million generated since 2004. The 2015 edition will mark the 80th playing of the event, making it one of the five oldest events on the PGA TOUR (not including the major championships). For more information on the Waste Management Phoenix Open, visit wmphoenixopen.com.

###



MEDIA ADVISORY

wmphoenixopen.com

Release Date:

January 25, 2015

Media Contact:

Rob Myers, (480) 348-7540

EARLY WEEK EVENT SCHEDULE FOR 2015 WASTE MANAGEMENT PHOENIX OPEN

WHAT:

Monday, January 26 – 9:30 a.m. shotgun start

Kyocera Pro-Am – TPC Scottsdale Stadium Course

Celebrities include Ben Roethlisberger, Darrell Green, Richard Dent, Tony Womack

Tuesday, January 27 – 11 a.m. – 12 p.m.

Outfront Media Special Olympics Open – TPC Scottsdale Putting Green

**Justin Upton has been added to the field*

Tuesday, January 27 – 11 a.m. – 1 p.m.

Operation Shower – *Birdies for the Brave* Patriots Outpost presented by PRO EM
Thirty military moms-to-be from Luke Air Force Base, Fort Huachuca and the Arizona National Guard will be honored during an Operation Shower/Birdies for the Brave group baby shower

Tuesday, January 27 – 2 p.m.

PGA TOUR Wives Golf Classic – TPC Scottsdale Champions Course

PGA TOUR wives play 9-hole scramble while their respective spouses will serve as caddies

Wednesday, January 28 – Tee times starting at 8:30 a.m.

WM Phoenix Open Annexus Pro-Am – TPC Scottsdale Stadium Course

Wednesday, January 28 – (after Annexus Pro-Am approximately 3:30 p.m.)

Phoenix Suns Charities Shot at Glory Presented by Quicken Loans

Unique closest-to-the-pin contest featuring roughly 25 contestants made up of celebrities, business leaders and Wounded Warriors.

MORE INFO:

Information on all early week events for the 2015 WM Phoenix Open can be found on the tournament website www.WMPhoenixOpen.com. If you have questions on the day of the event call the media center at (480) 585-2050.





NEWS

wmphoenixopen.com

Release Date:

January 23, 2015

Media Contact:

Rob Myers, (480) 348-7540

**Quicken Loans Named "Official Mortgage Company"
of the 2015 Waste Management Phoenix Open**

*- Nation's largest online mortgage lender re-launches Hole-In-One Sweepstakes
and introduces "Get in the Q" -*

PHOENIX, Ariz. - Detroit-based Quicken Loans, the nation's second largest retail mortgage lender, has been designated the "Official Mortgage Company" of the 2015 Waste Management Phoenix Open golf tournament, played January 26 – February 1, 2015, at the TPC Scottsdale. To celebrate its first year as the exclusive mortgage company of the event, Quicken Loans will re-launch its popular Hole-In-One Sweepstakes, which will span the 2015 season, and also introduce the "Get in the Q" Sweepstakes for the Phoenix event.

"The energy from players and fans at the Waste Management Phoenix Open is unmistakable - it's one of the PGA TOUR's most popular events," said Quicken Loans Vice President of Marketing and Sponsorships Art Steiber. "We're looking to add to the excitement by giving golf fans the opportunity to get involved in the action and possibly get some relief from their monthly mortgage payments."

With the re-launch of the Quicken Loans Hole-In-One Sweepstakes beginning at Thursday's opening round, the company will pay a year's worth of mortgage payments to a randomly-selected entrant for each ace made during official PGA TOUR events in the 2015 calendar year. Fans can visit PGATOUR.com/QuickenLoans to register. During last year's Hole-in-One sweepstakes – the company awarded yearly mortgage payments to 17 lucky winners.

In addition to the Quicken Loans Hole-in-One Sweepstakes, the company is supporting a number of other initiatives in, and around, the par-3 16th hole. Throughout the tournament, fans can participate in the Quicken Loans "Get in the Q" Sweepstakes. Randomly selected

entrants will receive one month's mortgage payment courtesy of Quicken Loans every time a player's tee shot lands within seven feet of the pin, also referred to as "Inside the Q," on the 16th hole. To register for the Quicken Loans "Get in the Q" Sweepstakes, fans can sign up on-site at the tournament or by downloading the Waste Management Phoenix Open App via the App Store or Google Play. Anyone who signs up for the "Get in the Q" Sweepstakes will also be entered into the season-long Hole-in-One Sweepstakes.

On Wednesday, January 28, Quicken Loans will also serve as presenting sponsor for the "Shot at Glory," a closest-to-the-pin event where roughly 25 contestants made up of business leaders, Wounded Warriors and celebrities, including Lady Antebellum's Charles Kelly, country stars Dierks Bentley and Jake Owen, ESPN's Chris Berman and Arizona Cardinals Head Football Coach Bruce Arians, take aim on the 16th hole to raise money for charity. One lucky fan will have the opportunity to win a month's mortgage payment courtesy of Quicken Loans during the event, which raises hundreds of thousands of dollars for local non-profit groups.

The Waste Management Phoenix Open host Thunderbirds have raised more than \$93 million for charities, with more than \$68 million generated since 2004. The 2015 edition will mark the 80th playing of the event, making it one of the five oldest events on the PGA TOUR (not including the major championships). For more information on the 2015 Waste Management Phoenix Open, or visit www.wmphoenixopen.com. For more information on Quicken Loans, visit www.quickenloans.com

About Quicken Loans

Detroit-based Quicken Loans Inc. is the nation's second largest retail home mortgage lender. The company closed \$140 billion of mortgage volume across all 50 states in 2013-2014. Quicken Loans generates loan production from web centers located in Detroit, Cleveland and Scottsdale, Arizona. The company also operates a centralized loan processing facility in Detroit, as well as its San Diego-based One Reverse Mortgage unit. Quicken Loans ranked "Highest in Customer Satisfaction among with Primary Mortgage Origination" in the United States by J.D. Power for the past five consecutive years, 2010 – 2014, and highest in customer satisfaction among all mortgage servicers in 2014.

Quicken Loans was named among the top-30 companies on FORTUNE magazine's annual "100 Best Companies to Work For" list for the last 11 consecutive years, ranking #5 in 2014. It has been recognized as one of Computerworld magazine's '100 Best Places to Work in IT' the

past ten years, ranking No. 1 in 2014, 2013, 2007, 2006 and 2005. The company moved its headquarters to downtown Detroit in 2010, and now more than 10,000 of its nearly 12,000 team members work in the city's urban core. For more information about Quicken Loans, please visit QuickenLoans.com, on Twitter at [@QLnews](https://twitter.com/QLnews), and on Facebook at [Facebook.com/QuickenLoans](https://www.facebook.com/QuickenLoans).

Media Contacts:

Waste Management Phoenix Open: Rob Myers (480) 348-7540

Quicken Loans: Jordan Fylonenko (313) 912-7877



NEWS

wmphoenixopen.com

Release Date:

January 21, 2015

Media Contact:

Rob Myers (480) 348-7540

WASTE MANAGEMENT PHOENIX OPEN REMAINS THE MOST TECHNOLOGY-FRIENDLY GOLF TOURNAMENT ON THE PGA TOUR

PHOENIX, Ariz. – With a new and improved tournament mobile app and increased on-site Wi-Fi and cell coverage and capacity, the Waste Management Phoenix Open remains the most technology-friendly golf tournament on the PGA TOUR. Improved technology at the 2015 Waste Management Phoenix Open includes:

- More than a dozen new Wi-Fi wireless access points have been added between the 18th green and 16th hole to improve capacity and reception. The entire golf course is now one giant hot spot with free Wi-Fi provided by **Cox Business**. The free, expanded Wi-Fi from Cox Business not only provides faster download speeds everywhere on the course, but also cuts through cellular network congestion in the area for fans who just want to download the tournament app, access the Internet, make phone calls or text message.
- **Sprint** has brought a high capacity Cell Site on Wheels (COW) to the tournament. The COW will enhance Sprint's wireless capacity and coverage for voice, data and text messaging. Simply put, more golf fans will be able to enjoy the tournament App and share their WM Phoenix Open experiences using Sprint cell phones. "Sprint has enhanced its network at TPC Scottsdale to give attendees more reliable access to the WM Phoenix Open Mobile App, sponsored by Kyocera," said Kevin Kunkel, regional vice president of sales for Sprint. "Together, we are bringing more people closer to the game of golf and the Greatest Show on Grass."
- The WM Phoenix Open Mobile App, sponsored by **Kyocera**, for Android and iOS smartphones **and** tablets is new and improved with a new "Get in the Q" sweepstakes for fans to be engaged in tournament action. Plus, detailed information on the tournament's security procedures, including what is and what is not allowed into the TPC. The free app, developed by Scottsdale-based **AGN Sports**, features:
 - "Get in the Q" Sweepstakes – During tournament week, fans can play the **Quicken Loans** "Get in the Q" Sweepstakes through the Waste Management Phoenix Open App. If a PGA TOUR player hits their shot inside of seven feet on the 16th hole, winners will receive a one month mortgage payment courtesy of Quicken Loans. To register for the Quicken Loans "Get

in the Q" Sweepstakes, fans can sign-up on-site at the tournament, or download the Waste Management Phoenix Open App via iTunes or through Google Play.

- PGA TOUR Leaderboard – So fans can see where their favorite players are in the standings
- Car Finder – Using GPS and navigation functionality, users arriving at the tournament can save the location of their cars and be guided back upon their departures.
- "Take Me There" Navigation – Users can search and select points of interest on the golf course, including tees, greens, concession stands, restrooms and merchandise areas and tap "Take Me There." A yellow path will be superimposed on a virtual course map that takes the user to that point of interest from his/her current location on course.
- Links to Waste Management Phoenix Open social media (Facebook, Twitter, Instagram).
- TPC Scottsdale Stadium Course hole descriptions.
- Information on Waste Management, the Waste Management Phoenix Open, Kyocera, the Thunderbirds, Coors Light Birds Nest, local weather and more.
- Daily Event feature – information and schedules detailing each day's activities during the tournament.

Advancements in technology support Waste Management's "Zero Waste" initiatives by reducing the amount of information distributed by paper at the tournament (brochures, guides, programs, etc) and transferring it to mobile/digital form. Plus, 100 percent of the electricity to power the tournament has been purchased from renewable energy.

The Waste Management Phoenix Open will be played January 26 – February 1, 2015, at TPC Scottsdale. The tournament host The Thunderbirds have raised more than \$93 million for charities, with more than \$68 million generated since 2004. The 2015 edition will mark the 80th playing of the event, making it one of the five oldest events on the PGA TOUR (not including the major championships). For more information on the Waste Management Phoenix Open, visit wmphoenixopen.com.





NEWS

wmphoenixopen.com

Release Date:

January 19, 2015

Media Contact:

Rob Myers (480) 348-7540

DANIEL BERGER RECEIVES SPONSOR EXEMPTION TO 2015 WASTE MANAGEMENT PHOENIX OPEN

PHOENIX, Ariz. – 2015 Waste Management Phoenix Open Tournament Chairman Danny Calihan announced today that Daniel Berger will receive the third of five available sponsor exemptions for the upcoming PGA TOUR tournament, scheduled to be played next week at TPC Scottsdale. Pdraig Harrington and Jon Rahm received the first two exemptions.

Residing in Jupiter, Florida, Berger turned professional in 2013 after two years at Florida State University. He secured his 2014-15 PGA TOUR card last August.

So far in the 2014-15 season, Berger has played in six events with two top-25 finishes and four cuts made for \$175,565 in earnings. At yesterday's Sony Open in Hawaii, Berger finished tied for 13th (his best finish on TOUR) with all four rounds in the 60s. His previous best finish was a T22 at the 2015 McGladrey Classic. Berger held a share of the lead after the first round of the OHL Classic at Mayakoba, eventually finishing T51. Last June, he qualified for the U.S. Open and finished strong with a final-round 66 and a T28 finish in his first Open appearance.

As an amateur, Berger was the No. 1 ranked player in the state of Florida for the 2011 high school graduating class. He was named first-team All-American in 2013; was individual runner-up to Max Homa at the 2013 NCAA Championship; won two college events in two years of play and had a total of nine top-five finishes at FSU; and was named to 2012 ACC Academic Honor Roll.

Calihan and The Thunderbirds have a total of five exemptions to handout for the 2015 Waste Management Phoenix Open. The first exemption was given to Ireland's Pdraig Harrington and the second to ASU Junior Jon Rahm. The remaining two exemptions will be announced in the coming days leading up to the tournament.

The Waste Management Phoenix Open will be played January 26 – February 1, 2015, at TPC Scottsdale. The tournament host The Thunderbirds have raised more than \$93 million for charities, with more than \$68 million generated since 2004. The 2015 edition will mark the 80th playing of the event, making it one of the five oldest events on the PGA TOUR (not including the major championships). For more information on the Waste Management Phoenix Open, visit wmphoenixopen.com.





NEWS

wmphoenixopen.com

Release Date:

January 21, 2015

Media Contact:

Rob Myers, (480) 348-7540

HUNTER MAHAN, PATRICK REED AND ZACH JOHNSON AMONG LATEST COMMITMENTS TO 2015 WASTE MANAGEMENT PHOENIX OPEN

PHOENIX, Ariz. – Hunter Mahan, Patrick Reed and Zach Johnson are among the latest commitments to the 2015 Waste Management Phoenix Open — to be played next week at TPC Scottsdale. A field of 132 players will vie for the \$6.3 million purse, the \$1,134,000 first-place check and 500 FedExCup points.

2010 Waste Management Phoenix Open champion Hunter Mahan is currently ranked 23rd on the Official World Golf Ranking. So far in the 2015 season, Mahan has made the cut in all three events he's entered with a T3 and two top 25s. In 2014, Mahan notched a victory in the Barclays, had six top-10 finishes and nine top 25s. In his six previous WM Phoenix Open appearances, Mahan has earned \$1,391,995, ranking him 9th on the tournament's all-time money list.

Patrick Reed enters the WM Phoenix Open for the second straight year after finishing tied for 19th in last year's event. Recently, Reed won the Hyundai Tournament of Champions on January 12th, his first victory of this season to go along with one top-10 in three events played. After last week, Reed is ranked 15th on the World Golf Ranking and 7th for the FedExCup. Reed won twice in 2014, at the Humana Challenge and the World Golf Championships-Cadillac Championship. He also had four top-10 finishes and 12 top 25s.

Zach Johnson will play in the Waste Management Phoenix Open for the first time since 2010. He's made the cut in three of his five appearances at the tournament with a T12 in 2009 as his best finish. Johnson turned pro in 1998 and has accumulated 11 victories on TOUR since then, most notably the 2007 Masters. He finished the 2014 season in 18th place for the FedExCup, recently finished in solo-seventh place at the Hyundai Tournament of Champions (1/12/15), and is currently ranked 20th in the Official World Golf Ranking.

PGA TOUR members have until 5 p.m. on Friday, January 23 to commit to play in the Waste Management Phoenix Open. Eligible players are assigned one of 34 PGA TOUR priority ranking categories based on their past performance on TOUR. The field will continue to change as players with higher priority rankings commit to play in the Open.

Eight past tournament champions are currently in the field, including Kevin Stadler (2014), three-time winner Phil Mickelson (1996, 2005 & 2013), Kyle Stanley (2012), Mark Wilson (2011), Mahan (2010), Kenny Perry (2009), Holmes (2006 & 2008) and Aaron Baddeley (2007).

In addition, the tournament host Thunderbirds awarded the three of five sponsor exemptions to Padraig Harrington, Arizona State junior Jon Rahm and Daniel Berger.

The 2015 Waste Management Phoenix Open, known as "The Greatest and Greenest Show on Grass," will be held at TPC Scottsdale from January 26 to February 1, 2015. The Waste Management Phoenix Open is the best-attended golf tournament in the world and has gained legendary status for being the most unique stop on the PGA TOUR. The 2015 edition will mark the 80th playing of the event (one of the five oldest events on the PGA TOUR) and the fifth as the Waste Management Phoenix Open. For more information on the 2015 Waste Management Phoenix Open, visit www.wmphenixopen.com



**One-Page Alpha Field List
Waste Management Phoenix Open**

Robert Allenby
Woody Austin
Aaron Baddeley
Sang-Moon Bae
Ricky Barnes
Charlie Beljan
Daniel Berger
Jonas Blixt
Michael Block
Jason Bohn
Steven Bowditch
Keegan Bradley
Angel Cabrera
Chad Campbell
Kevin Chappell
K.J. Choi
Stewart Cink
Erik Compton
Ben Crane
Brian Davis
Brendon de Jonge
Graham DeLaet
Jamie Donaldson
Jason Dufner
Ken Duke
Harris English
Derek Ernst
Matt Every

Robert Garrigus
Lucas Glover
Retief Goosen
Luke Guthrie
Bill Haas
Chesson Hadley
Adam Hadwin
James Hahn
Brian Harman
Padraig Harrington
Dudley Hart
David Hearn
Russell Henley
Justin Hicks
Charley Hoffman
Morgan Hoffmann
J.B. Holmes
Billy Horschel
Charles Howell III
John Huh
Billy Hurley III
Ryo Ishikawa
Freddie Jacobson
Zach Johnson
Matt Jones
Troy Kelly
Kevin Kisner
Russell Knox

Danny Lee
Justin Leonard
Spencer Levin
Hunter Mahan
Ben Martin
Hideki Matsuyama
William McGirt
George McNeill
John Merrick
Troy Merritt
Phil Mickelson
Bryce Molder
Francesco Molinari
Ryan Moore
Kevin Na
Seung-Yul Noh
Geoff Ogilvy
Jeff Overton
Ryan Palmer
Pat Perez
Kenny Perry
Carl Pettersson
Scott Piercy
Michael Putnam
Jon Rahm
Chez Reavie
Patrick Reed
Jim Renner

Scott Stallings
Kyle Stanley
Brendan Steele
Shawn Stefani
Robert Streb
Kevin Streelman
Chris Stroud
Brian Stuard
Daniel Summerhays
Andrew Svoboda
Nick Taylor
Michael Thompson
Nicholas Thompson
David Toms
Cameron Tringale
Bo Van Pelt
Jhonattan Vegas
Scott Verplank
Camilo Villegas
Nick Watney
Bubba Watson
Boo Weekley
Mike Weir
Tim Wilkinson
Mark Wilson
Gary Woodland
Tiger Woods

Gonzalo Fdez-Castano
Martin Flores
Rickie Fowler
Harrison Frazar
Brice Gamett

Brooks Koepka
Jason Kokrak
Matt Kuchar
Martin Laird
Scott Langley

Andres Romero
Rory Sabbatini
Brandt Snedeker
Jordan Spieth
Kevin Stadler



NEWS

wmphoenixopen.com

Release Date:

January 20, 2015

Media Contact:

Rob Myers (480)348-7540

**BIRDIES FOR THE BRAVE PATRIOTS OUTPOST
RETURNS TO 2015 WASTE MANAGEMENT PHOENIX OPEN**

Thunderbirds also offer free admission to First Responders, Military Members and Veterans

PHOENIX, Ariz. – For the third year in a row, the Birdies for the Brave Patriots Outpost will return to the Waste Management Phoenix Open as an exclusive tournament hospitality venue for active, reserve and retired military personnel and their accompanied guests.

Sponsored by PRO EM Party and Event Rentals, the PGA TOUR, the Thunderbirds, CDW, AXA and R&S Mattress, the Birdies for the Brave Patriots Outpost is located near the 18th tee and is open Wednesday, January 28th through Sunday, February 1st. It offers a comfortable place for our military heroes and their guests to relax, eat, drink (free of charge) and enjoy the golf action at the WM Phoenix Open.

With the support by Quicken Loans, the tournament host Thunderbirds are also offering free admission into the WM Phoenix Open to active, reserve and retired military personnel and one accompanied guest. To take advantage of the free ticket offer, military personnel **must** first visit <https://birdiesforthebrave.sheerid.com/WMPPhoenix2015/> to register through the Sheer ID verification program. Tickets are limited to two per day, per official department ID, and standard tournament spectator policies apply, including no firearms allowed. Upon arriving at the 2015 WM Phoenix Open, a photo ID must be shown at the tournament entrance along with the ticket voucher. Valid identification will also be required to access to the Patriots Outpost.

“The Patriots’ Outpost is a great way to say thank you to military personnel and their families for the service they have given to our country,” said 2015 WM Phoenix Open Tournament Chairman Danny Calihan. “On behalf of The Thunderbirds, I highly encourage members of the armed forces to drop in and join the fun at the ‘Greatest Show on Grass’”

First Responders are also invited to be guests of the tournament host Thunderbirds at this year’s Open. To take advantage of the “free ticket” offer, First Responders also **must** first visit <https://birdiesforthebrave.sheerid.com/WMPPhoenix2015/> to register through the Sheer ID

verification program. Tickets are limited to two per day, per official department ID. A \$1 Sheer ID verification fee per First Responder will apply. Upon arriving at the 2015 WM Phoenix Open, a photo ID must be shown with the ticket voucher.

The 2015 Waste Management Phoenix Open will be held at the TPC Scottsdale from January 26 to February 1, 2015. The Waste Management Phoenix Open is the best-attended golf tournament in the world and has gained legendary status for being the most unique stop on the PGA TOUR. The 2015 edition will mark the 80th playing of the event (one of the five oldest events on the PGA TOUR) and the sixth as the Waste Management Phoenix Open. For more information on the 2015 Waste Management Phoenix Open, visit www.wmphoenixopen.com.





FOR IMMEDIATE RELEASE: January 19, 2015
CONTACT: Rob Myers (480) 348-7540

**DARIUS RUCKER'S 2015 COORS LIGHT BIRDS NEST SHOW
OFFICIALLY SOLD OUT**

Tickets Going Fast for Capital Cities and Afrojack

Scottsdale, Ariz. – Next Thursday night's Darius Rucker show at the Coors Light Birds Nest is officially sold out. Likewise, Friday night's show featuring Kid Rock has been sold out since November. Tickets are selling fast for the Wednesday (1/28) Capital Cities and Saturday (1/31) Afrojack shows and are still available through Ticketmaster (800-745-3000, www.ticketmaster.com).

Capital Cities will kick-off the Coors Light Birds Nest on Wednesday, January 28th. The American indie pop duo from Los Angeles is best known for their hit single "Safe and Sound." This Top-10 single off their 2013 debut release, "*In a Tidal Wave of Mystery*," has since been featured in car commercials and an assortment of TV shows.

27-year-old Dutch DJ Afrojack will bring his high energy mix to the final night of the Coors Light Birds Nest on Saturday, January 31st. Afrojack has worked with artists from Beyoncé to David Guetta and won a Grammy for his remix of Madonna's "Revolver." His major label debut, "Forget the World," which features acts from Sting to Wiz Khalifa, was released in May. Today, he's one of only two DJs with handprints on Hollywood's Walk of Fame (the other is Guetta).

Coors Light Birds Nest general admission tickets are \$35 each for Wednesday (1/28) evening's Capital Cities' performance and \$50 each for the Saturday performance. VIP tickets are available for \$175 each for Wednesday's (1/28) performance and \$200 each for the Saturday performance. VIP tickets provide exclusive access to the Absolute Vodka VIP area where guests are treated to a complimentary catered dinner, complimentary drinks and access to a newly redesigned premium viewing area for the shows. For more information on Coors Light Birds Nest ticket options, visit www.coorslightbirdsnest.com.

The Coors Light Birds Nest is located directly across from the main Waste

Management Phoenix Open tournament entrance at 82nd Street and Bell Road. The entertainment venue opens at 3:30 p.m. and closes at 10:30 p.m. Wednesday, January 28 – Saturday, January 31. Headline acts will take the main stage each evening at approximately 8 p.m. The Coors Light Birds Nest is a 21-and-over venue.

The 2015 Waste Management Phoenix Open will be played January 26 – February 1, 2015 at the TPC Scottsdale. The tournament host, The Thunderbirds, have raised more than \$93 million for charities, with more than \$68 million generated in the last decade.

###



FOR IMMEDIATE RELEASE: November 25, 2014
CONTACT: Rob Myers (480) 348-7540

**KID ROCK'S 2015 COORS LIGHT BIRDS NEST SHOW
OFFICIALLY SOLD OUT**

Tickets Going Fast for Capital Cities – Other Birds Nest Acts to Be Announced Soon

Scottsdale, Ariz. – For the first time in the Birds Nest's 40+ year history a show has sold out 2 months prior to the event as the Friday (1/30) Kid Rock show has officially sold out through Ticketmaster. Tickets are selling fast for the Wednesday (1/28) Capital Cities show but are still available through Ticketmaster (800-745-3000, www.ticketmaster.com). The acts for Thursday (1/29) and Saturday (1/31) will be announced in the coming weeks.

Capital Cities will kick-off the Coors Light Birds Nest on Wednesday, January 28th. The American indie pop duo from Los Angeles is best known for their hit single "Safe and Sound." This Top-10 single off their 2013 debut release, "*In a Tidal Wave of Mystery*," has since been featured in car commercials and an assortment of TV shows.

Kid Rock will be making his first Coors Light Birds Nest appearance on Friday, January 30th. Rock, who began his career blending rap and hard rock, then shifted into country and Southern rock, will bring it all together in front of a sellout crowd. "*Rebel Soul*" is Kid Rock's ninth studio album and features hits "Let's Ride" and "Rebel Soul."

Coors Light Birds Nest general admission tickets are \$35 each for Wednesday (1/28) evening's Capital Cities' performance and \$50 each for the Thursday and Saturday performances. VIP tickets are available for \$175 each for Wednesday's (1/28) performance and \$200 each for Thursday and Saturday performances. VIP tickets provide exclusive access to the Absolute Vodka VIP area where guests are treated to a complimentary catered dinner, complimentary drinks and access to a newly redesigned premium viewing area for the shows. For more information on Coors Light Birds Nest ticket options, visit www.coorslightbirdsnest.com.

The Coors Light Birds Nest is located directly across from the main Waste Management Phoenix Open tournament entrance at 82nd Street and Bell Road. The

entertainment venue opens at 3:30 p.m. and closes at 10:30 p.m. Wednesday, January 28 – Saturday, January 31. Headline acts will take the main stage each evening at approximately 8 p.m. The Coors Light Birds Nest is a 21-and-over venue.

The 2015 Waste Management Phoenix Open will be played January 26 – February 1, 2015 at the TPC Scottsdale. The tournament host, The Thunderbirds, have raised more than \$93 million for charities, with more than \$67 million generated in the last decade.

###



NEWS

wmphoenixopen.com

Release Date:

January 5, 2015

Media Contact:

Rob Myers, (480) 348-7540

**RICKIE FOWLER, MATT KUCHAR AND RYAN MOORE AMONG LATEST COMMITMENTS
TO 2015 WASTE MANAGEMENT PHOENIX OPEN**

PHOENIX, Ariz. – Rickie Fowler, Matt Kuchar and Ryan Moore are among the latest commitments to the 2015 Waste Management Phoenix Open — to be played the week of January 26 through February 1 at TPC Scottsdale. A field of 132 players will vie for the \$6.3 million purse, the \$1,134,000 first-place check and 500 FedExCup points.

Fowler, currently ranked 10th on the Official World Golf Rankings, is coming off a tremendous 2014 season with 14 top-25 finishes, including finishing in the top five of all four majors. Fowler finished tied for fifth at the 2014 Masters, tied for second at both the U.S. Open and Open Championship and tied for third at the PGA Championship. The 2015 Waste Management Phoenix Open will be Fowler's seventh consecutive appearance at TPC Scottsdale – his best finish came in 2010 when he finished second, one stroke behind Hunter Mahan.

Kuchar, currently ranked 11th on the Official World Golf Rankings, is also coming off a solid 2014 campaign with 11 top-10 finishes, including a victory at the RBC Heritage and a fifth place finish at The Masters. The 2015 Waste Management Phoenix Open will be Kuchar's seventh tournament appearance and his first since 2012.

Other notable golfers to recently commit to the 2015 Waste Management Phoenix Open include: Ryan Moore, currently ranked 30th in the world; two-time tournament champion J.B. Holmes; 2001 & 2004 U.S. Open champion Retief Goosen; 2007 U.S. Open and 2009 Masters champion Angel Cabrera; 2003 Masters champion Mike Weir; and 2001 PGA Championship winner David Toms.

PGA TOUR members have until 5 p.m. on Friday, January 23 to commit to play in the Waste Management Phoenix Open. Eligible players are assigned one of 34 PGA TOUR priority ranking categories based on their past performance on TOUR. The field will continue to change as players with higher priority rankings commit to play in the Open.

Six past tournament champions are currently in the field, including Kevin Stadler (2014), three-time winner Phil Mickelson (1996, 2005 & 2013), Kyle Stanley (2012), Mark Wilson (2011), Kenny Perry (2009) and Holmes (2006 & 2008).

In addition, the tournament host Thunderbirds awarded the first of five sponsor exemptions to Padraig Harrington.

The 2015 Waste Management Phoenix Open, known as "The Greatest and Greenest Show on Grass," will be held at TPC Scottsdale from January 26 to February 1, 2015. The Waste Management Phoenix Open is the best-attended golf tournament in the world and has gained legendary status for being the most unique stop on the PGA TOUR. The 2015 edition will mark the 80th playing of the event (one of the five oldest events on the PGA TOUR) and the fifth as the Waste Management Phoenix Open. For more information on the 2015 Waste Management Phoenix Open, visit www.wmphenixopen.com



Alpha Field List

2015 Waste Management Phoenix Open

As of 1/5/2015

Robert Allenby
Woody Austin
Sang-Moon Bae
Blayne Barber
Ricky Barnes
Charlie Beljan
Daniel Berger
Zachary Blair
Michael Block
Jason Bohn
Steven Bowditch
Angel Cabrera
Alex Cejka
Kevin Chappell
Chad Collins
Ben Crane
Jon Curran
Brian Davis
Brendon de Jonge
Graham DeLaet
Ken Duke
Harris English
Derek Ernst
Matt Every
Derek Fathauer
Gonzalo Fdez-Castano

Lucas Glover
Fabian Gomez
Andres Gonzales
Retief Goosen
Luke Guthrie
Chesson Hadley
Adam Hadwin
James Hahn
Brian Harman
Padraig Harrington
Dudley Hart
David Hearn
Russell Henley
Jim Herman
Justin Hicks
Charley Hoffman
Morgan Hoffmann
Tom Hoge
J.B. Holmes
Max Homa
Billy Horschel
Charles Howell III
Mark Hubbard
John Huh
Billy Hurley III
Ryo Ishikawa

Matt Kuchar
Scott Langley
Danny Lee
Justin Leonard
Spencer Levin
David Lingmerth
Hideki Matsuyama
William McGirt
George McNeill
John Merrick
Troy Merritt
Phil Mickelson
Francesco Molinari
Ryan Moore
Kevin Na
Sean O'Hair
Carlos Ortiz
Jeff Overton
Ryan Palmer
Sung Joon Park
Cameron Percy
Kenny Perry
John Peterson
Carl Pettersson
Andrew Putnam
Michael Putnam

Byron Smith
Kevin Stadler
Scott Stallings
Kyle Stanley
Brendan Steele
Shawn Stefani
Robert Streb
Kevin Streelman
Chris Stroud
Brian Stuard
Daniel Summerhays
Hudson Swafford
Nick Taylor
Justin Thomas
Michael Thompson
Nicholas Thompson
Brendon Todd
David Toms
Jhonattan Vegas
Scott Verplank
Bubba Watson
Mike Weir
Tim Wilkinson
Mark Wilson
Gary Woodland

Tony Finau
Martin Flores
Rickie Fowler
Oscar Fraustro
Brice Garnett
Robert Garrigus
Tom Gillis

Freddie Jacobson
Matt Jones
Troy Kelly
Kevin Kisner
Colt Knost
Russell Knox
Jason Kokrak

Chez Reavie
Kyle Reifers
Jim Renner
Andres Romero
Rory Sabbatini
John Senden
Heath Slocum



NEWS

wmphoenixopen.com

Release Date:

January 7, 2015

Media Contact:

Rob Myers (480) 348-7540

RISING PGA TOUR STAR JORDAN SPIETH COMMITS TO PLAY IN 2015 WASTE MANAGEMENT PHOENIX OPEN

PHOENIX, Ariz. – Rising PGA TOUR star Jordan Spieth is the latest commitment to the 2015 Waste Management Phoenix Open — to be played the week of January 26 through February 1 at TPC Scottsdale. A field of 132 players will vie for the \$6.3 million purse, the \$1,134,000 first-place check and 500 FedExCup points.

The 21 year-old Texas native has had a blistering start to his career, winning the 2013 John Deere Classic in a dramatic five-hole playoff and winning the 2014 Hero World Challenge by 10 strokes. Since turning professional in 2012, Spieth has accumulated 18 top-10 finishes including two wins and five second-place finishes, the most notable of which came at the 2014 Masters.

A second-place finish at the 2013 TOUR Championship capped off an outstanding rookie season where he finished 7th in FedExCup points and 10th in earnings in on his way to PGA TOUR Rookie of the Year honors. The 2014 season was just as impressive for Spieth with eight top-10 and 18 top-25 finishes, catapulting him to his current number 9 World Golf Ranking.

As an amateur, Spieth won the U.S. Junior Amateur Golf Championship in 2009 and was named the Rolex Junior Player of the Year at the age of 16. He won the event again in 2011 as a student at the University of Texas where he led the Longhorns to a National Title. While at the University of Texas, he was named the Big 12 freshman of the year, Big 12 player of the year, and was a first-team All-American.

Spieth has U.S. national team experience as well, competing in the 2011 Walker Cup, the 2013 Presidents Cup and the 2014 Ryder Cup. At the 2014 Ryder Cup, he had a 2-1-1 record and at the 2013 Presidents Cup he was 2 and 2.

The 2015 Waste Management Phoenix Open, known as "The Greatest and Greenest Show on Grass," will be held at TPC Scottsdale from January 26 to February 1, 2015. The Waste Management Phoenix Open is the best-attended golf tournament in the world and has gained legendary status for being the most unique stop on the PGA TOUR. The 2015 edition will mark the 80th playing of the event (one of the five oldest events on the PGA TOUR) and the fifth as the Waste Management Phoenix Open. For more information on the 2015 Waste Management Phoenix Open, visit www.wmphenixopen.com





NEWS

wmphoenixopen.com

Release Date:

January 15, 2015

Media Contact:

Rob Myers (480) 348-7540

JASON DUFNER, BILL HAAS, GEOFF OGILVY AND AARON BADDELEY AMONG LATEST COMMITMENTS TO 2015 WASTE MANAGEMENT PHOENIX OPEN

PHOENIX, Ariz. – 2013 PGA Championship winner Jason Dufner, 2011 FedExCup Champion Bill Haas, 2006 U.S. Open champion Geoff Ogilvy and 2007 WM Phoenix Open champion Aaron Baddeley are among the latest commitments to the 2015 Waste Management Phoenix Open — to be played the week of January 26 through February 1 at TPC Scottsdale. A field of 132 players will vie for the \$6.3 million purse, the \$1,134,000 first-place check and 500 FedExCup points.

The field now includes 15 players who have combined to win 36 Major championships, including: Tiger Woods (14 Majors), Phil Mickelson (5), Pádraig Harrington (3), Ángel Cabrera (2), Retief Goosen (2), Bubba Watson (2), Keegan Bradley (1), Stewart Cink (1), Lucas Glover (1), Justin Leonard (1), David Toms (1), Mike Weir (1), Jason Dufner (1) and Geoff Ogilvy (1). Ninety of the top 125 from the final 2014 PGA TOUR Money List have entered the 2015 WM Phoenix Open, including 17 of the top 50 players on the Official World Golf Ranking, with Watson (4th), Jordan Spieth (9th) and Rickie Fowler (10th) the highest ranked players currently in the field.

Since leaving Auburn University as an honorable mention All-American, Jason Dufner has accumulated three PGA TOUR victories during his career, including the 2012 HP Byron Nelson Championship, the 2012 Zurich Classic of New Orleans and the 2013 PGA Championship. Dufner currently sits at number 37 in the Official World Golf Rankings. The 2015 Waste Management Phoenix Open will mark Dufner's fifth start at the event. In 2011, he lost in a two-hole playoff to Mark Wilson.

Bill Haas had a distinguished college career as a three-time All-American at Wake Forest. His 2014 PGA TOUR season included five top-10 finishes including a runner-up at the Wyndham Championship. In 2011, Haas won the TOUR Championship and subsequently the FedExCup title and a \$10 million payday. Haas has four other PGA TOUR victories including the 2010 Bob Hope Classic, the 2010 Viking Classic, the 2012 Northern Trust Open and the 2013 AT&T National. Haas was also a member of the 2011 and 2013 Presidents Cup teams. The 2015 WM Phoenix Open will be Haas' eighth appearance at the tournament. His highest finish was a T6 in 2013.

Geoff Ogilvy has eight career PGA TOUR victories and none are more memorable than his 2006 win at the U.S. Open. In addition to his eight wins, Ogilvy has accrued nine second-place finishes and placed in the top-10 an impressive 54 times. Ogilvy has been a member of the International Presidents Cup team three times in 2007, 2009 and 2011. The 2015 WM Phoenix Open will mark the Scottsdale resident's 13th tournament appearance.

Since joining the PGA TOUR in 2003, Scottsdale resident Aaron Baddeley has three victories including the 2006 Verizon Heritage Open, the 2007 Waste Management Phoenix Open (formerly the FBR Open) and the 2011 Northern Trust Open. Baddeley will be making his 13th straight appearance at the WM Phoenix Open, a tournament at which he's collected more than \$1.2 million in earnings throughout his career.

Seven past tournament champions are currently in the field, including Kevin Stadler (2014), three-time winner Phil Mickelson (1996, 2005 & 2013), Kyle Stanley (2012), Mark Wilson (2011), Kenny Perry (2009), J.B. Holmes (2006 & 2008) and Aaron Baddeley (2007).

In addition, the tournament host Thunderbirds awarded two of the five sponsor exemptions to Padraig Harrington and Arizona State University standout Jon Rahm-Rodriguez.

PGA TOUR members have until 5 p.m. on Friday, January 23 to commit to play in the Waste Management Phoenix Open. Eligible players are assigned one of 34 PGA TOUR priority ranking categories based on their past performance on TOUR. The field will continue to change as players with higher priority rankings commit to play in the Open.

The 2015 Waste Management Phoenix Open, known as "The Greatest and Greenest Show on Grass," will be held at TPC Scottsdale from January 26 to February 1, 2015. The Waste Management Phoenix Open is the best-attended golf tournament in the world and has gained legendary status for being the most unique stop on the PGA TOUR. The 2015 edition will mark the 80th playing of the event (one of the five oldest events on the PGA TOUR) and the fifth as the Waste Management Phoenix Open. For more information on the 2015 Waste Management Phoenix Open, visit www.wmphoenixopen.com.

Alpha Field List
2015 Waste Management Phoenix Open
As of 1/15/2015

Robert Allenby
Woody Austin
Aaron Baddeley
Sang-Moon Bae
Ricky Barnes
Charlie Bejan
Michael Block
Jason Bohn
Steven Bowditch
Keegan Bradley
Angel Cabrera
Chad Campbell
Kevin Chappell
K.J. Choi
Stewart Cink
Erik Compton
Ben Crane
Brian Davis
Brendon de Jonge
Graham DeLaet
Jamie Donaldson
Jason Dufner
Ken Duke
Harris English
Derek Ernst
Matt Every
Derek Fathauer
Gonzalo Fdez-Castano
Tony Finau
Martin Flores
Rickie Fowler
Harrison Frazar
Brice Garnett

Robert Garrigus
Lucas Glover
Fabian Gomez
Andres Gonzales
Retief Goosen
Luke Guthrie
Bill Haas
Chesson Hadley
Adam Hadwin
James Hahn
Brian Harman
Padraig Harrington
Dudley Hart
David Hearn
Russell Henley
Justin Hicks
Charley Hoffman
Morgan Hoffmann
J.B. Holmes
Billy Horschel
Charles Howell III
John Huh
Billy Hurley III
Ryo Ishikawa
Freddie Jacobson
Matt Jones
Troy Kelly
Kevin Kisner
Russell Knox
Jason Kokrak
Matt Kuchar
Martin Laird
Scott Langley

Danny Lee
Justin Leonard
Spencer Levin
Ben Martin
Hideki Matsuyama
William McGirt
George McNeill
John Merrick
Troy Merritt
Phil Mickelson
Bryce Molder
Francesco Molinari
Ryan Moore
Kevin Na
Geoff Ogilvy
Carlos Ortiz
Jeff Overton
Ryan Palmer
Kenny Perry
Carl Pettersson
Scott Piercy
Michael Putnam
Chez Reavie
Jim Renner
Andres Romero
Rory Sabbatini
John Senden
Brandt Snedeker
Jordan Spieth
Kevin Stadler
Scott Stallings
Kyle Stanley
Brendan Steele

Shawn Stefani
Robert Streb
Kevin Streelman
Chris Stroud
Brian Stuard
Daniel Summerhays
Andrew Svoboda
Hudson Swafford
Nick Taylor
Michael Thompson
Nicholas Thompson
Brendon Todd
David Toms
Cameron Tringale
Bo Van Pelt
Jhonattan Vegas
Scott Verplank
Nick Watney
Bubba Watson
Boo Weekley
Mike Weir
Tim Wilkinson
Mark Wilson
Gary Woodland
Tiger Woods



NEWS

wmphoenixopen.com

Release Date:

January 13, 2015

Media Contact:

Rob Myers, (480) 348-7540

ARIZONA STATE JUNIOR JON RAHM RECEIVES SPONSOR EXEMPTION TO 2015 WASTE MANAGEMENT PHOENIX OPEN

PHOENIX, Ariz. – 2015 Waste Management Phoenix Open Tournament Chairman Danny Calihan announced today that Arizona State University junior Jon Rahm will receive the second of five available sponsor exemptions for the upcoming PGA TOUR tournament, scheduled to be played January 26 – February 1 at TPC Scottsdale. Padraig Harrington received the first exemption in December.

Rahm, originally from Barrika, Spain, is currently ranked third in the World Amateur Golf Rankings. He had an outstanding 2014 season as a sophomore for the Sun Devils as he began the year with a victory in the ASU Thunderbird Invitational. He helped Europe win the Palmer Cup, compiling three-and-a-half points out of four. He then won the Spanish Amateur Championship before representing Spain in the World Amateur Team Championship, where he was the individual winner, breaking the 72-hole record Jack Nicklaus set in 1960. He then began the 2014/15 college season by winning the Bill Cullum Invitational.

Following his sophomore season, Rahm was named a first-team All-Pac-12 selection and an Honorable Mention All-American. After his freshman season, he was named Pac-12 Freshman of the Year, was a Second-Team All-Pac-12 selection and an Honorable Mention All-American. As a freshman, at the 2013 NCAA Men's Golf Championships, he shot an opening-round record 61.

Entering his junior season of 2014-15, Rahm commands a 71.13 stroke average in 27 career events and 31 rounds in the 60s. He has posted par or better in 47 of 83 career rounds.

Calihan and The Thunderbirds have a total of five exemptions to handout for the 2015 Waste Management Phoenix Open. The first exemption was given to Ireland's Padraig Harrington. The remaining three exemptions will be announced in the coming weeks leading up to the tournament.

The Waste Management Phoenix Open will be played January 26 – February 1, 2015, at TPC Scottsdale. The tournament host The Thunderbirds have raised more than \$93 million for charities, with more than \$70 million generated since 2004. The 2015 edition will mark the 80th playing of the event, making it one of the five oldest events on the PGA TOUR (not including the major championships). For more information on the Waste Management Phoenix Open, visit wmphoenixopen.com.





NEWS

wmphoenixopen.com

Release Date:

January 12, 2015

Media Contact:

Rob Myers (480) 348-7540

KEEGAN BRADLEY AND BRANDT SNEDEKER AMONG LATEST COMMITMENTS TO 2015 WASTE MANAGEMENT PHOENIX OPEN

PHOENIX, Ariz. – 2011 PGA Championship winner Keegan Bradley and 2012 FedExCup champion Brandt Snedeker are among the latest commitments to the 2015 Waste Management Phoenix Open — to be played the week of January 26 through February 1 at TPC Scottsdale. A field of 132 players will vie for the \$6.3 million purse, the \$1,134,000 first-place check and 500 FedExCup points.

The field now includes 12 players who have combined to win 34 Major championships, including: Tiger Woods (14 Majors), Phil Mickelson (5), Pádraig Harrington (3), Ángel Cabrera (2), Retief Goosen (2), Bubba Watson (2), Keegan Bradley (1), Stewart Cink (1), Lucas Glover (1), Justin Leonard (1), David Toms (1) and Mike Weir (1). 86 of the top 125 from the final 2014 PGA TOUR Money List have entered the 2015 WM Phoenix Open, including 15 of the top 50 players on the Official World Golf Ranking, with Watson (4th), Jordan Spieth (9th) and Rickie Fowler (10th) the highest ranked players currently in the field.

Keegan Bradley is a former PGA TOUR Rookie of the Year award recipient, taking home the honor in 2011 after winning his first Major at the 2011 PGA Championship. Bradley joined Willie Park, Sr. (1860), Francis Ouimet (1913) and Ben Curtis (2003) as the only players to win in their Major debut. Bradley has claimed two other PGA TOUR victories in his career, including the 2011 HP Byron Nelson Championship and the 2012 World Golf Championships – Bridgestone Invitational. The 2015 WM Phoenix Open will be Bradley's fourth start at the event. His highest WM Phoenix Open finish came in 2012 when he tied for 15th.

Snedeker began his career in 2007 in spectacular fashion with six top-10 finishes and a win at the Wyndham Championship carrying him to 2007 PGA TOUR Rookie of the Year honors. Since then, he has collected five more PGA TOUR wins and five runner-up finishes, including one at the 2013 Waste Management Phoenix Open. The 2015 WM Phoenix Open will be Snedeker's ninth tournament appearance. He currently sits 18th on the tournament's all-time money winners list.

Six past tournament champions are currently in the field, including Kevin Stadler (2014), three-time winner Phil Mickelson (1996, 2005 & 2013), Kyle Stanley (2012), Mark Wilson (2011), Kenny Perry (2009) and J.B. Holmes (2006 & 2008).

In addition, the tournament host Thunderbirds awarded the first of five sponsor exemptions to Padraig Harrington.

PGA TOUR members have until 5 p.m. on Friday, January 23 to commit to play in the Waste Management Phoenix Open. Eligible players are assigned one of 34 PGA TOUR priority ranking categories based on their past performance on TOUR. The field will continue to change as players with higher priority rankings commit to play in the Open.

The 2015 Waste Management Phoenix Open, known as "The Greatest and Greenest Show on Grass," will be held at TPC Scottsdale from January 26 to February 1, 2015. The Waste Management Phoenix Open is the best-attended golf tournament in the world and has gained legendary status for being the most unique stop on the PGA TOUR. The 2015 edition will mark the 80th playing of the event (one of the five oldest events on the PGA TOUR) and the fifth as the Waste Management Phoenix Open. For more information on the 2015 Waste Management Phoenix Open, visit www.wmphenixopen.com.



Alpha Field List
2015 Waste Management Phoenix Open
As of 1/12/2015

Robert Allenby
Woody Austin
Sang-Moon Bae
Blayne Barber
Ricky Barnes
Charlie Beljan
Zachary Blair
Michael Block
Jason Bohn
Steven Bowditch
Keegan Bradley
Angel Cabrera
Chad Campbell
Kevin Chappell

Robert Garrigus
Lucas Glover
Fabian Gomez
Andres Gonzales
Relief Goosen
Luke Guthrie
Chesson Hadley
Adam Hadwin
James Hahn
Brian Harman
Padraig Harrington
Dudley Hart
David Hearn
Russell Henley

Justin Leonard
Spencer Levin
David Lingmerth
Ben Martin
Hideki Matsuyama
William McGirt
George McNeill
John Merrick
Troy Merritt
Phil Mickelson
Bryce Molder
Francesco Molinari
Ryan Moore
Kevin Na

Shawn Stefani
Robert Streb
Kevin Streelman
Chris Stroud
Brian Stuard
Daniel Summerhays
Andrew Svoboda
Hudson Swafford
Nick Taylor
Michael Thompson
Nicholas Thompson
Brendon Todd
David Toms
Cameron Tringale

K.J. Choi
Stewart Cink
Erik Compton
Ben Crane
Brian Davis
Brendon de Jonge
Graham DeLaet
Jamie Donaldson
Ken Duke
Harris English
Derek Ernst
Matt Every
Derek Fathauer
Gonzalo Fdez-Castano
Tony Finau
Martin Flores
Rickie Fowler
Harrison Frazier
Brice Garnett

Justin Hicks
Charley Hoffman
Morgan Hoffmann
J.B. Holmes
Billy Horschel
Charles Howell III
John Huh
Billy Hurley III
Ryo Ishikawa
Freddie Jacobson
Matt Jones
Troy Kelly
Kevin Kisner
Russell Knox
Jason Kokrak
Matt Kuchar
Martin Laird
Scott Langley
Danny Lee

Carlos Ortiz
Jeff Overton
Ryan Palmer
Kenny Perry
John Peterson
Carl Pettersson
Scott Piercy
Michael Putnam
Chez Reavie
Jim Renner
Andres Romero
Rory Sabbatini
John Senden
Brandt Snedeker
Jordan Spieth
Kevin Stadler
Scott Stallings
Kyle Stanley
Brendan Steele

Bo Van Pelt
Jhonattan Vegas
Scott Verplank
Nick Watney
Bubba Watson
Boo Weekley
Mike Weir
Tim Wilkinson
Mark Wilson
Gary Woodland
Tiger Woods

Phoenix Open/FBR Open/WM Phoenix Open Charitable Contribution History

Source: Phoenix Open and FBR Open audited financial statements

Year	Donations
1932-1980)	\$5,000,000
1981	\$19,637
1982	\$700
1983	\$482,690
1984	\$102,300
1985	\$6,557
1986	-
1987	\$132,439
1988	\$337,024
1989	\$262,236
1990	\$273,484
1991	\$242,900
1992	\$99,500
1993	\$194,927
1994	\$1,042,700
1995	\$1,038,802
1996	\$1,018,485
1997	\$2,192,650
1998	\$3,285,551
1999	\$3,381,924
2000	\$3,471,447
2001	\$1,011,949
2002	\$710,475
2003	\$2,936,039
2004	\$5,177,966
2005	\$5,811,746

2006	\$6,817,247
2007	\$7,831,215
2008	\$8,859,798
2009	\$4,304,178
2010	\$4,429,266
2011	\$4,053,962
2012	\$5,552,416
2013	\$6,214,711
2014	\$7,061,282
TOTALS	\$93,358,203



NEWS

wmphoenixopen.com

Release Date:

January 9, 2015

Media Contact:

Rob Myers (480) 348-7540

TIGER WOODS OFFICIALLY COMMITS TO 2015 WASTE MANAGEMENT PHOENIX OPEN

PHOENIX, Ariz. – Tiger Woods officially committed to play in the 2015 Waste Management Phoenix Open this morning, saying: “Starting my year off at Phoenix & Torrey back-to-back weeks. I’m ready to go. Should be a lot of fun,” on his Twitter account. The Waste Management Phoenix Open will be played the week of January 26 through February 1 at TPC Scottsdale. A field of 132 players will vie for the \$6.3 million purse, the \$1,134,000 first-place check and 500 FedExCup points.

Woods last played in Phoenix in 2001 when he tied for fifth place. Before that, Woods played in the 1999 (3rd place) and 1997 (tied for 18th) Phoenix Open tournaments. He has earned \$376,250 over his three tournament appearances. His 1997 hole-in-one on the par-3 16th hole at TPC Scottsdale is one of the game’s most iconic shots.

The 2015 Waste Management Phoenix Open, known as “The Greatest and Greenest Show on Grass,” will be held at TPC Scottsdale from January 26 to February 1, 2015. The Waste Management Phoenix Open is the best-attended golf tournament in the world and has gained legendary status for being the most unique stop on the PGA TOUR. The 2015 edition will mark the 80th playing of the event (one of the five oldest events on the PGA TOUR) and the fifth as the Waste Management Phoenix Open. For more information on the 2015 Waste Management Phoenix Open, visit www.wmphoenixopen.com.



FOR IMMEDIATE RELEASE: January 5, 2015
CONTACT: Rob Myers (480) 348-7540

MEDIA ADVISORY
CONSTRUCTION OF 2015 COORS LIGHT BIRDS NEST
& ONE OF THE WORLD'S LARGEST TENTS BEGINS TODAY

WHAT: Construction of the Coors Light Birds Nest and one of the world's largest clear-span tents will begin today as a 200-ton crane will start moving beams into place around 11 AM.

The new 48,216 square-foot clear-span tent was manufactured in Germany by Losberger Tent Company and shipped to the U.S. in December. The 60-meter (196 feet) x 75-meter (246 feet) tent is nearly 8,000 square feet larger than the previous Birds Nest tent and is nearly six feet taller. The massive tent arrived in Scottsdale on December 26th on 14 semi-trucks and will take a crew of 30 from PRO EM and Losberger about six days to construct.

WHEN: Monday, January 5th and Tuesday, January 6th will be the best days to video and photograph tent construction as a 200-ton crane with a 200-foot boom will be on site to move the massive beams.

WHERE: The Coors Light Birds Nest is located directly across from the Waste Management Phoenix Open tournament main entrance at 82nd Street and Bell Road

DETAILS: The 2015 Coors Light Birds Nest is literally bigger and better than ever before as the massive new tent will house one of the best lineups in Birds Nest history including: Capital Cities (1/28), Darius Rucker (1/29), Kid Rock (1/30) and Afrojack (1/31).

Coors Light Birds Nest general admission tickets are \$35 each for Wednesday (1/28) evening's Capital Cities' performance and \$50 each for the Thursday and Saturday performances (Friday is sold out). VIP tickets are available for \$175 each for Wednesday's (1/28) performance and \$200 each for the Thursday and Saturday performances (Friday is sold out). VIP tickets provide exclusive access to the Absolute Vodka VIP area where guests are treated to a complimentary catered dinner, complimentary drinks. For more information on Coors Light Birds Nest ticket options, visit www.coorslightbirdsnest.com.

The entertainment venue opens at 3:30 p.m. and closes at 10:30 p.m.
Wednesday, January 28 – Saturday, January 31. Headline acts will take the main

stage each evening at approximately 8 p.m. The Coors Light Birds Nest is a 21-and-over venue.

The 2015 Waste Management Phoenix Open will be played January 26 – February 1, 2015 at the TPC Scottsdale. The tournament host, The Thunderbirds, have raised more than \$93 million for charities, with more than \$67 million generated in the last decade.

###



NEWS

wmphoenixopen.com

Release Date:

December 17, 2014

Media Contact:

Rob Myers, (480) 348-7540

2015 WASTE MANAGEMENT PHOENIX OPEN FIELD BEGINS TO TAKE SHAPE

PHOENIX, Ariz. – Bubba Watson, Phil Mickelson, defending tournament champion Kevin Stadler and last season’s FedEx Cup champion Billy Horschel are among the first commitments to the 2015 Waste Management Phoenix Open – to be played the week of January 26 – February 1 at TPC Scottsdale. A field of 132 players will vie for the \$6.3 million purse, the \$1,134,000 first-place check and 500 FedEx Cup points.

“The early commitments to our 2015 tournament are impressive,” said Tournament Chairman Danny Calihan. “The field includes a number of past champions, international players and rising stars.”

Bubba Watson is the top ranked (#4 in the world) golfer to commit to date. Other top-ranked golfers to commit, include Mickelson (13), Horschel (14), Hideki Matsuyama (16), Kevin Na (25), Ryan Palmer (43), Gary Woodland (48), John Senden (49) and Kevin Streelman (50).

Billy Horschel is coming off a fantastic 2014 season in which he placed second at the Deutsche Bank Championship, won the BMW Championship, TOUR Championship and subsequent FedEx Cup Championship. His incredible three week stretch during the FedEx Cup playoffs, catapulted him over 80 positions to his first FedEx Cup Trophy.

Robert Streb is also an early commitment to the 2015 WM Phoenix Open. He is off to a fast start this season with three top 10 finishes including a win at the McGladrey Classic. He currently sits atop the FedEx Cup leaderboard.

PGA TOUR members have until 5 p.m. on Friday, January 23, to commit to play in the Waste Management Phoenix Open. Eligible players are assigned one of 34 PGA TOUR priority ranking categories based on their past performance on TOUR. The field will continue to change as players with higher priority rankings commit to play in the Open.

Five past tournament champions are currently in the field, including Stadler (2014), three-time winner Mickelson (1996, 2005 & 2013), Kyle Stanley (2012), Mark Wilson (2011) and Kenny Perry (2009).

In addition, the tournament host Thunderbirds recently awarded the first of five sponsor exemptions to Pdraig Harrington.

The 2015 Waste Management Phoenix Open, known as "The Greatest and Greenest Show on Grass," will be held at the TPC Scottsdale from January 26 to February 1, 2015. The Waste Management Phoenix Open is the best-attended golf tournament in the world and has gained legendary status for being the most unique stop on the PGA TOUR. The 2015 edition will mark the 80th playing of the event (one of the five oldest events on the PGA TOUR) and the fifth as the Waste Management Phoenix Open. For more information on the 2015 Waste Management Phoenix Open, visit www.wmphenixopen.com.



Alpha Field List
2015 Waste Management Phoenix Open
As of 12/16/2014

Steven Alker	Fabian Gomez	Bill Lunde	Kevin Stadler
Ryan Armour	Andres Gonzales	Hideki Matsuyama	Scott Stallings
Eric Axley	Jason Gore	William McGirt	Kyle Stanley
Sang-Moon Bae	Chesson Hadley	George McNeill	Brendan Steele
Blayne Barber	Adam Hadwin	John Merrick	Shawn Stefani
Ricky Barnes	James Hahn	Troy Merritt	Richard Sterne
Charlie Beljan	Pdraig Harrington	Phil Mickelson	Robert Streb
Daniel Berger	Dudley Hart	Francesco Molinari	Kevin Streelman
Zachary Blair	David Hearn	Kevin Na	Chris Stroud
Michael Block	Russell Henley	Sean O'Hair	Brian Stuard
Jason Bohn	J.J. Henry	Carlos Ortiz	Daniel Summerhays
Steven Bowditch	Jim Herman	Jeff Overton	Hudson Swafford
Angel Cabrera	Justin Hicks	Greg Owen	Nick Taylor
Alex Cejka	Charley Hoffman	Ryan Palmer	Justin Thomas
Kevin Chappell	Morgan Hoffmann	Sung Joon Park	Nicholas Thompson
Chad Collins	Tom Hoge	Cameron Percy	Brendon Todd
Ben Crane	Max Homa	Kenny Perry	Tyrone Van Aswegen
Jon Curran	Billy Horschel	John Peterson	Jhonattan Vegas
Brian Davis	Charles Howell III	Carl Pettersson	Scott Verplank
Brendon de Jonge	Mark Hubbard	Scott Pinckney	Bubba Watson
Graham DeLaet	Billy Hurley III	Alex Prugh	Mike Weir
Ken Duke	Freddie Jacobson	Andrew Putnam	Steve Wheatcroft
Derek Ernst	Matt Jones	Michael Putnam	Tim Wilkinson
Matt Every	Troy Kelly	Jonathan Randolph	Mark Wilson
Derek Fathauer	Whee Kim	Chez Reavie	Gary Woodland
Gonzalo Fdez-Castano	Colt Knost	Kyle Reifers	
Tony Finau	Russell Knox	Jim Renner	
Martin Flores	Jason Kokrak	Rory Sabbatini	
Oscar Fraustro	Scott Langlely	Sam Saunders	
Brice Garnett	Danny Lee	John Senden	
Robert Garrigus	Justin Leonard	Roger Sloan	
Tom Gillis	Spencer Levin	Heath Slocum	
Lucas Glover	David Lingmerth	Byron Smith	



NEWS

wmphoenixopen.com

Release Date:

December 11, 2014

Media Contact:

Rob Myers, (480) 348-7540

PADRAIG HARRINGTON RECEIVES FIRST SPONSOR EXEMPTION TO 2015 WASTE MANAGEMENT PHOENIX OPEN

PHOENIX, Ariz. – 2015 Waste Management Phoenix Open Tournament Chairman Danny Calihan announced today that Ireland's Padraig Harrington will receive the first of five available sponsor exemptions for the upcoming PGA TOUR tournament, scheduled to be played January 26 – February 1 at TPC Scottsdale.

"2015 will mark Padraig's third consecutive Waste Management Phoenix Open," said Calihan. "He loves the atmosphere of our event and indicated he wanted to return to play the newly redesigned TPC Scottsdale. We're excited to have him back and wish him well."

Over his 19 year professional career, Harrington has been wildly successful winning five PGA TOUR events including the Open Championship in back-to-back seasons in 2007 and 2008. A win at the PGA Championship capped off a brilliant 2008 campaign in which he accumulated two majors, had four other top 10 finishes (including a fifth place finish at The Masters), and won PGA TOUR Player of the Year honors. In 2009, Harrington was named Ireland's Greatest Sportsperson in a poll conducted by Irish media conglomerate RTE.

In 2014, Harrington competed in 16 PGA TOUR events and finished outside the top 125 on the Money List. At the 2014 Waste Management Phoenix Open, Harrington shot 73-69 and missed the cut by 1 shot and at the 2013 WM Phoenix Open, he finished tied for 9th at 17-under par.

Before the Irishman received his PGA TOUR card in 2005, he was a dominate force on the European Tour for nearly a decade, accumulating 11 wins, including the prestigious Deutsche Bank SAP Open in 2003. Harrington has served as a playing member of the European Ryder Cup team six times and served as Europe's Vice Captain in 2014.

Calihan and The Thunderbirds have a total of five exemptions to handout for the 2015 Waste Management Phoenix Open. The remaining four exemptions will be announced in the coming weeks leading up to the tournament.

The Waste Management Phoenix Open will be played January 26 – February 1, 2015, at TPC Scottsdale. The tournament host The Thunderbirds have raised more than \$93 million for charities, with more than \$70 million generated since 2004. The 2015 edition will mark the 80th playing of the event, making it one of the five oldest events on the PGA TOUR (not including the major championships). For more information on the Waste Management Phoenix Open, visit wmphoenixopen.com.





NEWS

wmphoenixopen.com

Release Date:

December 10, 2014

Media Contact:

Rob Myers (480)348-7540

**THUNDERBIRDS EXTEND FREE ADMISSION OFFER
TO 2015 WASTE MANAGEMENT PHOENIX OPEN
TO ALL FIRST RESPONDERS, MILITARY MEMBERS AND VETERANS**

PHOENIX, Ariz. – Waste Management Phoenix Open tournament hosts the Thunderbirds invite all First Responders as well as Active, Reserve and Retired Military personnel and one accompanying individual to be their guests (free of charge) at the 2015 Waste Management Phoenix Open. This is the 14th year that the Thunderbirds have extended this free invitation as a small gesture of thanks for all these heroes do for our country.

To take advantage of the free ticket offer, First Responders and Active, Reserve and Retired Military **must** first visit <https://birdiesforthebrave.sheerid.com/WMPhoenix2015/> to register through the Sheer ID verification program. Tickets are limited to two per day, per each official department ID. Standard tournament spectator policies will be in enforced, including no firearms allowed. The free ticket offer for Military personnel is proudly supported by Quicken Loans. A \$1 Sheer ID verification fee per First Responder will apply. Upon arriving at the 2015 Waste Management Phoenix Open, a photo ID must be shown with the ticket voucher.

The 2015 Waste Management Phoenix Open will be held at the TPC Scottsdale from January 26 to February 1, 2015. The Waste Management Phoenix Open is the best-attended golf tournament in the world and has gained legendary status for being the most unique stop on the PGA TOUR. The 2015 edition will mark the 80th playing of the event (one of the five oldest events on the PGA TOUR) and the sixth as the Waste Management Phoenix Open. For more information on the 2015 Waste Management Phoenix Open, visit www.wmphoenixopen.com.





FOR IMMEDIATE RELEASE: December 5, 2014
CONTACT: Rob Myers (480) 348-7540

**DARIUS RUCKER & AFROJACK ROUND-OUT STAR STUDDED
2015 COORS LIGHT BIRDS NEST LINEUP**
Tickets Now On Sale Through Ticketmaster

Scottsdale, Ariz. – Country superstar Darius Rucker and Grammy Award-winning DJ Afrojack will round out the 2015 Coors Light Birds Nest entertainment lineup with shows on Thursday (1/29) and Saturday (1/31), respectively. Rucker and Afrojack join American indie pop duo Capital Cities (Wednesday, 1/28) and music icon Kid Rock (Friday, 1/30) as the four acts performing at the 2015 Waste Management Phoenix Open concert venue. Tickets for Capital Cities, Darius Rucker and Afrojack are now on sale through Ticketmaster (800-745-3000, www.ticketmaster.com). Kid Rock's Coors Light Birds Nest show officially sold out on November 25th.

Country star Darius Rucker will be making his Coors Light Birds Nest debut when he plays the venue on Thursday, January 29th. Rucker first gained fame in the 90s as the lead singer of the Grammy Award-winning rock band Hootie and the Blowfish. Today, he is a Grammy Award-winning country artist with six number-one songs, including his most recent "Wagon Wheel." © 2014 Coors Light

27-year-old Dutch DJ Afrojack will bring his high energy mix to the final night of the Coors Light Birds Nest on Saturday, January 31st. Afrojack has worked with artists from Beyoncé to David Guetta and won a Grammy for his remix of Madonna's "Revolver." His major label debut, "*Forget the World*," which features acts from Sting to Wiz Khalifa, was released in May. Today, he's one of only two DJs with handprints on Hollywood's Walk of Fame (the other is Guetta).

"We're seeing a lot of demand for Coors Light Birds Nest tickets this year," said 2015 Birds Nest Chairman Chris Ulrich. "The Kid Rock show sold out in just over two weeks and we're seeing strong early sales for Capital Cities. Add country star Darius Rucker and Grammy Award-winning DJ Afrojack to the lineup and it's conceivable we could see sellouts all four nights of the 2015 Coors Light Birds Nest. I'm encouraging all

my friends not to wait to buy tickets, do it now."

Coors Light Birds Nest general admission tickets are \$35 each for Wednesday (1/28) evening's Capital Cities' performance and \$50 each for the Thursday (Darius Rucker) and Saturday (Afrojack) performances. VIP tickets are available for \$175 each for Wednesday's (1/28) performance and \$200 each for Thursday and Saturday performances. VIP tickets provide exclusive access to the Absolute Vodka VIP area where guests are treated to a complimentary catered dinner, complimentary drinks and access to a newly redesigned premium viewing area for the shows. For more information on Coors Light Birds Nest ticket options, visit www.coorslightbirdsnest.com.

The Coors Light Birds Nest is located directly across from the main Waste Management Phoenix Open tournament entrance at 82nd Street and Bell Road. The entertainment venue opens at 3:30 p.m. and closes at 10:30 p.m. Wednesday, January 28 – Saturday, January 31. Headline acts will take the main stage each evening at approximately 8 p.m. The Coors Light Birds Nest is a 21-and-over venue.

The 2015 Waste Management Phoenix Open will be played January 26 – February 1, 2015 at the TPC Scottsdale. The tournament host, The Thunderbirds, have raised more than \$93 million for charities, with more than \$67 million generated in the last decade.

###



FOR IMMEDIATE RELEASE
November 20, 2014

Ten tournaments honored with “Best Of” awards at PGA TOUR Tournament Meetings

BMW Championship and Waste Management Phoenix Open share Tournament of the Year honors

PONTE VEDRA BEACH, Fla. — Ten tournaments were honored with “Best Of” awards by the PGA TOUR at the TOUR’s Tournament Meetings on Thursday, November 20 in La Quinta, Calif.

The BMW Championship and the Waste Management Phoenix Open shared PGA TOUR Tournament of the Year honors, and both events captured three awards. The BMW Championship, contested at Cherry Hills Country Club outside Denver in 2014, earned its third straight PGA TOUR Tournament of the Year award.

“On behalf of the PGA TOUR, I am pleased to congratulate the ten tournaments that were named the best among their peers on TOUR,” said PGA TOUR EVP and Chief of Operations Andy Pazder. “The tournament committees should be proud of the special recognition they have earned for their efforts.”

Below is the complete list of award-winning tournaments:

Tournament of the Year (tie)

Waste Management Phoenix Open and BMW Championship

Best Title Sponsor Integration

Wyndham Championship

Best Charity Integration

AT&T Byron Nelson Championship

Best Use of Players

Crowne Plaza Invitational at Colonial

Best Advertising Campaign/Promotional Idea (tie)

BMW Championship and Arnold Palmer Invitational presented by MasterCard

Best New Product

Deutsche Bank Championship

PGA TOUR

112 PGA TOUR Boulevard | Ponte Vedra Beach, FL 32082 | tel 904.285-3700 | web PGATOUR.COM

Together, anything’s possible.



Best Special Event

Valero Texas Open

Best On-Site Staging

BMW Championship

Most Fan Friendly Event

The Honda Classic

Most Engaged Community

Waste Management Phoenix Open

Best Social Media Activation

Wyndham Championship

Best Sales – Year Over Year (Dollars)

Waste Management Phoenix Open

Best Sales – Year Over Year (Percentage)

Valspar Championship

About PGA TOUR

The PGA TOUR is the world's premier membership organization for touring professional golfers, co-sanctioning more than 130 tournaments on the PGA TOUR, Champions Tour, Web.com Tour, PGA TOUR Latinoamérica, PGA TOUR Canada and PGA TOUR China.

The PGA TOUR's mission is to entertain and inspire its fans, deliver substantial value to its partners, create outlets for volunteers to give back, generate significant charitable and economic impact in the communities in which it plays, and provide financial opportunities for TOUR players.

Worldwide, PGA TOUR tournaments are broadcast to more than 1 billion households in 225 countries and territories in 32 languages. Virtually all tournaments are organized as non-profit organizations in order to maximize charitable giving. In 2014, tournaments across all Tours generated more than \$134 million for local and national charitable organizations and in early 2014 the TOUR's all-time charitable contributions surpassed \$2 billion.

The PGA TOUR's web site is PGATOUR.COM, the No. 1 site in golf, and the organization is headquartered in Ponte Vedra Beach, FL.

CONTACT

Joel Schuchmann, PGA TOUR, 904-280-4707, joelschuchmann@pgatourhq.com

###

PGA TOUR

112 PGA TOUR Boulevard | Ponte Vedra Beach, FL 32082 | tel 904.285-3700 | web PGATOUR.COM

Together, anything's possible.



Scottsdale

TPC Scottsdale Stadium Course Reopens After 7-Month Renovation

On Friday, November 14th, TPC Scottsdale reopened its Stadium Course for play after a 7-month-long renovation project. World renowned golf course architect Tom Weiskopf was responsible for the makeover, a fitting project considering Weiskopf helped with the original course design in 1986. The golf course project includes the relocation of four greens, resurfacing of all greens, reshaping and re-grassing of all tee complexes, relocation and reshaping of all bunker complexes, replacement of cart paths, and re-landscaping of desert areas. The result will be a golf course that's more aesthetically pleasing to resort guests and strategically more challenging to PGA TOUR players during the Waste Management Phoenix Open. Additionally, the clubhouse renovation, under the direction of architect firm Allen & Philp, includes additional locker room and meeting space, and interior upgrades to the entire facility.

Here's a hole-by-hole look at the extensive renovation project at TPC Scottsdale:

Hole #1: Added new fairway bunker on left in the landing area. Removed the native vegetation at the end of the fairway landing area and converted this area into grass that extends across the fairway and toward the green approach.

Hole #2: Extended the Championship tees back. Removed the first two fairway bunkers on right and converted this area into desert landscape. Added a new fairway bunker on right, this bunker will align "perpendicular" to the line of play and have a high lip. Added a small "pot" bunker on the right side of the fairway in the landing area, just past the 1st new fairway bunker on the right. A new green was designed, just past and to the left of the former green. The tree to the right of the existing green is part of the new green complex.

Hole #3: A new Championship tee was added. The large fairway bunker on the left was reshaped and extended forward toward the green. Added a new bunker on the left side of the fairway, past the existing fairway bunker on the left. Removed three fairway bunkers on the right and extended the wash into this area, then added in desert landscape and additional trees. A new green was designed and its location was moved to the left and pulled closer to the wash and lowered. The wash was expanded and steepened around the left side of the new green and around to the back.

Hole #4: Expanded the width of Championship tee for better angle to the new green location. A new green and bunker complex was designed and relocated to the left (approx. 30 yards) of the original green site and at a higher elevation.

Hole #5: Reshaped, enlarged and extended left and forward toward green the 1st fairway bunker on the right and made it more visible from the tees. Removed the 2nd fairway bunker on the right and reshaped the area.

Hole #6: Reshaped and extended the 1st large fairway bunker on the left side along with reshaping both the 2nd and 3rd fairway bunkers on the left side of the fairway and flashed up the back edge for better visibility from the tee. Added two small bunkers along the right die of the fairway, to help turn the hole. Combined the two greenside bunkers on the right and created a new, narrow, bunker that is cut into the hillside above the green. Removed the 1st greenside bunker on the left and added approximately 6' of space on the back right side of the green for an additional pin location.

Hole #7: Shifted the cart path to the left side of the tees and extend down the left side of the hole and behind the green.

Hole #8: Removed the 1st fairway bunker on the left and added two small fairway bunkers on the left side of the fairway. Removed the fairway bunker on the right and added a large tree on the hillside. Expanded the existing bunker on the right side of the green to extend more toward the front of the green.

Hole #9: Enlarged existing fairway bunker on the right and reshape to include a bunker with three separate fingers or bays. Added a large tree on the slope above the bunker for accent to the right side of hole. Removed the small fairway "pot" bunker on the left and added some soft mounds in this area. Lowered the large mounds behind the green for better views of the distant mountains.

Hole #10: Added a new championship tee located on the top of the large mound. Removed the large island from the right fairway bunker and extended the bunker forward toward the green. Added a "pot" bunker on the right side of the fairway past the 1st large bunker. Added small "directional" bunker on the left, at the far end of the fairway. Trees were also added in the landing area on the right side, in the landing area, between the cart path and the fairway. Added new bunker on the right front side of green.

Hole #11: Added several trees on the right side of the fairway. Extended the left side of the green (approximately 20') and wrapped it around the back of the left greenside bunker.

Hole #12: Removed the championship tee on the hillside. Elevate and reshaped the existing championship, resort and forward tees.

Hole #13: Eliminated the left side of the fairway (starting at the island). Removed several trees within the island and added a new fairway bunker on the left side just past the grove of trees. Extended the desert on the left side more to the right in the second landing area and added some "strategic" trees. Enlarged the green on the front and right side; added a new bunker strategy around the green on the front left and the left side. Added "coffin" bunker on the left front side of green.

Hole #14: Added new fairway bunker into the slope on the left side of the fairway. Removed the large fairway bunker on the right side. A new green and bunker complex was designed that was shifted left and elevated up the slope from the original site. There were two bunkers added to protect the left side of the green and the slope of the left side of the green was enhanced. This is the only "perched" green site on the course.

Hole #15: Thinned out the lower vegetation on the right side of the fairway in the treed area. Converted some of the desert into turf in the 2nd shot landing area on the right. Enlarged the bunker on the right side of the green and brought it more to the left and in front of the green.

Hole #16: Added new landscape between tees and green.

Hole #17: Removed the 1st fairway bunker on right side. Flashed up the face of the 2nd and 3rd bunkers on the right for better visibility. Extended the edge of the 4th bunker on the right toward the fairway. Created a narrow bunker on the left side of the fairway and extended the right edge more into the fairway (approximately 10').

Hole #18: Reshaped the two pot bunkers on the left side of the fairway and combined them into one large bunker with separate lobes. Removed the first two front lobes of the 1st fairway bunker on the right and extended the front of the bunker forward towards the green. Extended 2nd fairway bunker on the right towards the green. Added a new bunker with grass islands on the left side of the fairway, over the lake. Added a small "pot" bunker cut into the front left side of the green, along with a "false edge" that extends into the green. Extended the back left portion of the green behind the new collection bunker to provide an additional tournament pin placement.



FOR IMMEDIATE RELEASE: November 6, 2014
CONTACT: Rob Myers (480) 348-7540

**KID ROCK, DARIUS RUCKER & CAPITAL CITIES HEADLINE
2015 COORS LIGHT BIRDS NEST LINEUP**

Tickets Go On Sale November 8th Through Ticketmaster

Scottsdale, Ariz. – The 2015 Coors Light Birds Nest entertainment lineup is quite possibly the most star-studded in the venue's 40+ year history as Kid Rock, Darius Rucker and Capital Cities will take the stage at the popular venue. Tickets for the Wednesday (1/28), Thursday (1/29) and Friday (1/30) shows will go on sale this Saturday, November 8th at 10 AM through Ticketmaster (800-745-3000, www.ticketmaster.com, and at all Ticketmaster outlet locations). The main act for Saturday, January 31st will be announced soon and tickets will go on sale soon thereafter.

Capital Cities will kick-off the Coors Light Birds Nest on Wednesday, January 28th. The American indie pop duo from Los Angeles is best known for their hit single "Safe and Sound." This Top-10 single off their 2013 debut release, "*In a Tidal Wave of Mystery*," has since been featured in car commercials and an assortment of TV shows.

Country star Darius Rucker will play the Coors Light Birds Nest on Thursday, January 29th. Rucker first gained fame in the 90s as the lead singer of the Grammy Award-winning rock band Hootie and the Blowfish. Today, he is a Grammy Award-winning country artist with six number-one songs, including his most recent "Wagon Wheel."

Kid Rock will bring his incredible show to the Coors Light Birds Nest on Friday, January 30th. Rock, who began his career blending rap and hard rock, then shifted into country and Southern rock, will bring it all together at the Coors Light Birds Nest. "*Rebel Soul*" is Kid Rock's ninth studio album and features hits "Let's Ride" and "Rebel Soul."

Coors Light Birds Nest general admission tickets are \$35 each for Wednesday (1/28) evening's Capital Cities' performance and \$50 each for the Thursday (Darius Rucker), Friday (Kid Rock) and Saturday performances. VIP tickets are available for

\$175 each for Wednesday's (1/28) performance and \$200 each for Thursday, Friday and Saturday performances. VIP tickets provide exclusive access to the Absolute Vodka VIP area where guests are treated to a complimentary catered dinner, complimentary drinks and access to a newly redesigned premium viewing area for the shows. For more information on Coors Light Birds Nest ticket options, visit www.coorslightbirdsnest.com.

The Coors Light Birds Nest is located directly across from the main Waste Management Phoenix Open tournament entrance at 82nd Street and Bell Road. The entertainment venue opens at 3:30 p.m. and closes at 10:30 p.m. Wednesday, January 28 – Saturday, January 31. Headline acts will take the main stage each evening at approximately 8 p.m. The Coors Light Birds Nest is a 21-and-over venue.

The 2015 Waste Management Phoenix Open will be played January 26 – February 1, 2015 at the TPC Scottsdale. The tournament host, The Thunderbirds, have raised more than \$93 million for charities, with more than \$67 million generated in the last decade.

###



NEWS

www.wmphenixopen.com

Release Date:

October 27, 2014

Media Contact:

Rob Myers (480) 348-7540

2014 WASTE MANAGEMENT PHOENIX OPEN AND THE THUNDERBIRDS RAISE \$7,061,282 FOR LOCAL CHARITIES

PHOENIX, Ariz. – Waste Management Phoenix Open hosts, The Thunderbirds, will distribute \$7,061,282 to local charities through proceeds raised from the 2014 tournament, Thunderbirds Big Chief Tom King announced today. This marks the first time since 2008 that The Thunderbirds have raised more than \$7 million from tournament proceeds and is the third highest charitable donation in a single year in tournament history, behind only the 2008 (\$8.8 million) and 2007 (\$7.8 million) tournaments.

Since 2003 when the tournament first brought on a title sponsor, The Thunderbirds and the Open have raised more than \$67.4 million (\$67,437,385) for charities. In its history, dating back to 1932, the Phoenix Open has raised more than \$93.3 million (\$93,358,203) for charities in Arizona.

The 2014 Waste Management Phoenix Open was a record setting event, as four of the seven tournament days drew record attendance. Saturday's third round attendance of 189,722 set an all-time single-day attendance record in Waste Management Phoenix Open history and the tournament's weeklong attendance mark of 563,008 was also a tournament record.

"Thanks to unbelievable community and corporate support of our great event, we're able to help thousands of children and families in need," said King. "We are very grateful to our title sponsor Waste Management, our many other corporate partners, and for the support of our golf fans, volunteers and the professional golfers that play in our event."

"This tournament is showing the world how a sporting event really can make a difference," said David Steiner, Waste Management president and CEO. "Whether it's setting a new standard for sustainability or sending more than \$7 million to Arizona charities, it's about much more than great golf."

The 2015 Waste Management Phoenix Open will be held at the TPC Scottsdale from January 26 to February 1, 2015. The Waste Management Phoenix Open is the best-attended golf tournament in the world and has gained legendary status for being the most unique stop on the PGA TOUR. The 2015 edition will mark the 80th playing of the event (one of the five oldest events on the PGA TOUR) and the sixth as the Waste Management Phoenix Open.

For more information on The Thunderbirds or the 2015 Waste Management Phoenix Open, visit www.wmphenixopen.com.



NEWS

wmphoenixopen.com

Release Date:

October 27, 2014

Media Contact:

Rob Myers (480) 348-7540

2014 WASTE MANAGEMENT PHOENIX OPEN AND THE THUNDERBIRDS RAISE \$7,061,282 FOR LOCAL CHARITIES

PHOENIX, Ariz. – Waste Management Phoenix Open hosts, The Thunderbirds, will distribute \$7,061,282 to local charities through proceeds raised from the 2014 tournament, Thunderbirds Big Chief Tom King announced today. This marks the first time since 2008 that The Thunderbirds have raised more than \$7 million from tournament proceeds and is the third highest charitable donation in a single year in tournament history, behind only the 2008 (\$8.8 million) and 2007 (\$7.8 million) tournaments.

Since 2003 when the tournament first brought on a title sponsor, The Thunderbirds and the Open have raised more than \$67.4 million (\$67,437,385) for charities. In its history, dating back to 1932, the Phoenix Open has raised more than \$93.3 million (\$93,358,203) for charities in Arizona.

The 2014 Waste Management Phoenix Open was a record setting event, as four of the seven tournament days drew record attendance. Saturday's third round attendance of 189,722 set an all-time single-day attendance record in Waste Management Phoenix Open history and the tournament's weeklong attendance mark of 563,008 was also a tournament record.

"Thanks to unbelievable community and corporate support of our great event, we're able to help thousands of children and families in need," said King. "We are very grateful to our title sponsor Waste Management, our many other corporate partners, and for the support of our golf fans, volunteers and the professional golfers that play in our event."

"This tournament is showing the world how a sporting event really can make a difference," said David Steiner, Waste Management president and CEO. "Whether it's setting a new standard for sustainability or sending more than \$7 million to Arizona charities, it's about much more than great golf."

The 2015 Waste Management Phoenix Open will be held at the TPC Scottsdale from January 26 to February 1, 2015. The Waste Management Phoenix Open is the best-attended golf tournament in the world and has gained legendary status for being the most unique stop on the PGA TOUR. The 2015 edition will mark the 80th playing of the event (one of the five oldest events on the PGA TOUR) and the sixth as the Waste Management Phoenix Open.

The Thunderbirds were founded in 1937 with the mission of promoting the Valley of the Sun through sports. The Thunderbirds consist of 55 "active" members and more than 250 "life" members. For

more information on The Thunderbirds or the 2015 Waste Management Phoenix Open, call The Thunderbirds office at (602) 870-0163 or visit www.wmphenixopen.com.



2015 WASTE MANAGEMENT PHOENIX OPEN MEDIA GUIDE

**SECTION 3:
WHAT'S NEW IN 2015**



TPC Scottsdale- Stadium Course

SUMMARY OF DESIGN MODIFICATIONS

Hole # 1

As of 11.04.14

TEE:

- Added USGA practice green adjacent to 1st Hole's back/tournament tee.
- Added a 6' step in the middle of the existing championship tee and expand tee width slightly.
- Remove desert plants in front of the tees and replace them with low desert plants.

FAIRWAY:

- Added small turning mound in the landing area on right side of fairway.
- Added new fairway bunker on left in the landing area, at the end of the existing turf area.
- Removed the native at the end of the fairway landing area and converted this area into grass that extends across the fairway and toward the green approach.

GREEN:

- Steepened the slope around the outside edge of the right front side of the green.
- Steepened the transition within the green to the left side low area.
- Added desert landscape behind green on the right behind the new cart path, where turf is being removed.

Hole # 2

TEE:

- Extended the championship back , toward the retaining wall,(approx. +10 yds) and then re-routed cart path to run in front of championship tee and behind the resort tee to run the cart path down the right side of the fairway.
- Extended and reshaped the resort tee for more tee space.
- Removed various trees and desert plants/ bushes in front of tees and down left side for better views of fairway and new bunkers.

FAIRWAY:

- Removed the first two (2) fairway bunkers on right and converted this area into desert landscape.
- Added a new fairway bunker on right within the existing depression in the fairway (just past the existing bunkers that is being removed). This bunker will align “perpendicular” to the line of play and have a high face or lip.
- Added a small “pot” bunker on right side in the landing area, just outside the fairway cut and past the 1st new fairway bunker on the right.
- Removed the small bunker on the left side of fairway and then lower and soften the slope in this area.
- Removed the cart path that crossed the fairway, rerouted the cart path entirely down the right of the hole and then routed to #3 tees.
- Reshaped the fairway from the landing area toward the green into a gentle slope that will kick the ball forward and to slightly to the right.

GREEN:

- A new green was designed, just past and to the left of the former green, that will allow for more sunlight in the early morning during the winter months and less “frost” delays. This new green plan has addressed the issues raised by the civil engineers, TPC/Tour Agronomist and PGA Tour Design Services. The tree to the right of the existing green was saved and remains part of the new green complex.

Hole # 3

TEE:

- A new championship tee was added on the mound behind the existing back tee.
- The cart path was shifted to the left and below the new tee complex. .
- Shifted the resort and new ladies tees to the right, for better access for the cart path.

FAIRWAY:

- The large fairway bunker on the left was reshaped and extended forward toward the green..
- Extended the front "lead-in" further into the fairway on the 1st fairway bunker located in the 2nd landing area.
- Added a new bunker on left side of the fairway, past existing fairway bunker on the left, at approximately 50 yards short of the wash.
- Removed the last fairway bunker on the left hillside, under the tree.
- Removed the three (3) fairway bunkers on the right (in the second landing area) and extend the wash into this area, then added in add low desert landscape and additional trees.

GREEN:

- A new green was designed and it's location was moved to the left and pulled (closer to the wash) and lowered. The wash was expanded and steepened around the left side of the new green and around to the back.

Hole # 4

TEE:

- Expanded the width of championship tee, for better angle to the new green location.
- The existing 2nd and 3rd tees were combined to increase the overall tee surface and to help accommodate resort play.

FAIRWAY:

- The cart path was re-routed down the right side in the desert to make it less visible from the tees and for easier access on and off the green.

GREEN:

A new green and bunker complex was designed and relocated to the left (approx. 30yds) of the original green site and at a higher elevation. This will allow for better for better morning sun exposure and air circulation, also safety.

Hole # 5

TEE:

- Extended the length of the championship tee (approximately 15 yards) then re-route the cart path between the new championship tee and then to the right of the forward tees.
- Shifted the ladies tee to the right for better cart access.

FAIRWAY:

- Reshaped, enlarged and extended left and forward toward green the 1st fairway bunker on the right and made it more visible from the tees.
- Removed the 2nd fairway bunker on the right and reshaped this area.
- Expanded and enhanced the edges of the arroyo that crosses in front of the green. This included adding some “movement” along the face of the arroyo, so it is more visible from the fairway and for the players hitting their second shots into the green.

GREEN:

- Lowered the lead-in of the left bunker to help “open the view” into this bunker, for those playing their second shots into the green.
- Adjusted the right front side portion of the green’s slope to provide an additional tournament pin placement.

Hole # 6

TEE:

- Lowered and extended back (approx. 10yds) the existing championship tee.
- Removed the 1st small forward tee and extend the 2nd (Resort) tee back, for more tee space.

FAIRWAY:

- Extend the front lobe (tee side) and reshaped of 1st large fairway bunker on the left.
- Shifted the cart path to the left at the beginning of the fairway, which will help open views to the left fairway bunkers from the tees.
- Reshaped both the 2nd and 3rd fairway bunkers on the left side of the fairway and flashed up the back edge for better visibility from tee.
- Added two (2) small bunkers along the right side of the fairway, to help turn the hole.

GREEN:

- Combined the two (2) greenside bunkers on the right and created a new (narrow) bunker that is cut into the hillside and above the green.
- Removed the 1st greenside bunker on the left and reshaped this area into a deep swale.
- Added approximately 6' of space on the back right side of green, for an additional tournament pin location.
- Added a small "bump" at the front entrance of green that will make the ball kick right or left.
- Raised and soften the swales behind the green on the left and created one (1) soft grass hollow.

Hole # 7

TEE:

- Shifted the cart path to the left side of the tees and extend down the left side of the hole and behind the green to the right of the 8th tee.

FAIRWAY:

- Lowered the turf area at the “lead-in” of the greenside bunker to provide a better view of the sand from the tees.

GREEN:

- Extended toward the green the edge of left greenside bunker.
- Strengthened (raised) the back middle roll in the green, coming from the hillside, to better separate the left and right back pin placements.
- Softened the slope to right and behind the green. Then re-graded this area and added more turf, to help keep balls from kicking down into the wash.

Hole # 8

TEE:

- Shifted the championship tee to the left (into slope) and rerouted the car path to the right side of tees then to the left in front of the championship tee and behind the resort tee and down the left side of the hole.
- Added new forward tee.

FAIRWAY:

- Removed the 1st fairway bunker on the left and soften slope in this area to provide better “visual” on the left side of the fairway.
- Added two (2) small fairway bunkers on the left side of the fairway.
- Removed the fairway bunker on the right, and added a large specimen trees on the hillside, to help frame the hole and turn the hole to the left.
- The fairway was pushed more to the right and up the slope to better fit the hole.

GREEN:

- Expanded the existing bunker on the right side of the green to extend more toward the front of the green.
- Lowered “slightly” the swale around the right front of the green- for better visibility of the bunker from fairway.

Hole # 9

TEE:

- Shifted the forward tees to right to allow cart path to be routed down the left side of the hole.
- Removed the 4th tee and reshaped this area.

FAIRWAY:

- Enlarged existing fairway bunker on the right and reshape to include a bunker with three separate fingers or bays.
- Added a large specimen tree on the slope above the bunker for an accent to the right side of hole.
- Removed the small fairway “pot” bunker on the left and added some soft mounds in this area.
- Removed the last fairway bunker on the left, where the big tree is located.
- Rerouted the cart path to the left side of the fairway and green, then to the 10th tee. This eliminated having the cart path cross the fairway in front of the green.
- Lowered the large mounds behind the green for better views of the distant mountains.

GREEN:

- Enhanced the “pot” bunker in the front of the green and “caped” the leading edge of slope.
- Lowered the “lead-in” to the front right greenside bunker for better visibility from the fairway. Raised the floor of the bunker and extended it around the front of the green. Removed the back lobe of the bunker and then converted this area into a grassy swale.
- Adjusted the front left of the green (within the gravel) to create an additional tournament pin placement.
- Filled in the swale behind the green, so this area can be mowed at fairway height.

Hole # 10

TEE:

- Added a new championship tee, located on the top of the large mound behind the existing lower tees. Shaped in a small "flat" area to side of new tee to be used for the location of a scoring tent.
- The lower tee complex was reshaped and enlarged then shifted them slightly to the left to allow play from these tee a better angle and so the large tree on the right does not block the line of play.

FAIRWAY:

- Removed the large island from the right fairway bunker and extended the bunker forward toward the green. Also soften and lower the large roll at the far end of the bunker, to open up views through to the green.
- Added a "pot" bunker on the right side of the fairway, past the 1st large bunker.
- Added small "directional" bunker on the left, at the far end of the fairway
- Trees were also added in the landing area on the right side, in the landing area, between the cart path and the fairway, to restrict players from driving down the right side.
- Reshaped the area in the fairway where the catch basin is located (just past the large bunker on the right) and re-grade this area to help eliminate accumulation of divots that concentrate during the tournament.

GREEN:

- Added new bunker on the right front side of the green.
- Reshaped the left greenside bunker for better visibility from the fairway.

Hole # 11

TEE:

- Relocated the championship tee/ pushed it to the right and into the slope- to give more room for new cart path location.
- Shifted cart path to the left of the tees and then crossed it over to the right side (behind the forward tee) and continued down the right side of the fairway to the green.
- Reshaped and extend the back of the resort tee, for more tee space.

FAIRWAY:

- Added several trees on the right side of the fairway, in the landing area.
- Added some desert landscape around the existing tree along the lake edge, on the left side of the fairway.

GREEN:

- Shifted the cart path to the right side, just short of the green, and then added more turf into this area for more room to the right of the green.
- Extended the left side of the green (approximately 20') and wrapped it around the back of the left greenside bunker.
- Extended the green on right side, approximately 10', and wrapped it around the roll on the back right side of the green.

Hole # 12

TEE:

- Removed the championship tee on the hillside.
- Elevate and reshaped the existing championship, resort and forward tees.
- Re-routed the cart path the left between the lake and the championship/resort tees and then back to the right side and then to the green.

FAIRWAY:

- No Work done in this area.

GREEN:

- Enhanced the 1st greenside bunker and also lowered the “grade” before the bunker to create more of an “open” view into the bunker.
- Enhanced the 2nd greenside bunker and flash up back edge for visibility.

Hole # 13

TEE:

- Removed front 1/3 of existing championship tee then lowered the tee and extended it back toward the lake. Remove the tree in front of the existing back/championship tee to provide better gallery viewing.

FAIRWAY:

- Eliminated the left side of the fairway (starting at the island), so there is now there is only a single fairway on the right side.
- The cart path was also shifted to the right and desert was extended to the left side, where the fairway used to be.
- Removed several trees within the island to help turn the hole and then added a new fairway bunker on left side in the landing area, just past the grove of trees.
- Reshaped the right side of the fairway (across from the new fairway bunker) to help kick the balls that land in this area more to the left.
- Added several trees on the right side in the 2nd landing area and toward the green to help buffer the right side of the fairway. Also, added tree short and right of green to help frame the green.
- Extended desert on the left side more to the right in the second landing area and added some "strategic" trees in this area.

GREEN:

- Enlarged the green on the front and right side; then added a new bunker strategy around the green on the front left and around the left side. Added "coffin" bunker on the left front side of green.
- Added a "kick in" mound on the right side of the entrance to the green.

Hole # 14

TEE:

- Removed the championship tee and re-graded the area this area to create a new a new championship forward and lower from the previous tee.
- Enlarged and reshaped the resort and forward tees for more tee space.
- Shifted the cart path down the left side of the hole, through the desert landscape and then to the left and behind green to the 15th tee.

FAIRWAY:

- The cart path was routed all down the left side of the fairway and then behind the green and then around to the #15 tees.
- Added new fairway bunker (aiming bunker) into the slope on the left side of the fairway.
- Softened the face of the low area on the left side rough and extend the low area farther forward (toward green). We also added some mounding in this area to create a “slightly” blind shot to the green for those who hit their drive too far left.
- Removed the large fairway bunker on the right side of the fairway and reshaped the area into several “open end” swales that align “perpendicular” to the line of play.

GREEN:

- A new green and bunker complex was designed, that was shifted left and elevated up the slope from the original green site. There were two bunkers added to protect the left side of the green (stair steps-one above the other) and also, the slope on the left side of the green was enhanced. This is the only “perched” green site on the course.
- Added several “soft” swales and mounds short and right of the green, to help “buffer” the views of the maintenance/access road. Some trees were also added on the mounds to help turn the hole and hide the maintenance road.
- Lowered the large mounds behind the green to allow for panoramic views of the McDowell Mountains in the distance.

Hole # 15

TEE:

- Extended the championship tee, approximately 10 yds. Further back and shifted it's location left and into the slope of the large mound.
- Added some mounds and trees on the slope to the right of the tees, to help screen the view of the maintenance access road.

FAIRWAY:

- Thin out the lower vegetation on the right side of the fairway in the treed area. This will be maintained as "clean" desert landscape under the trees.
- Converted some of the desert into turf in the 2nd shot landing area on the right.
- Added two soft mounds (perpendicular to the fairway) on the right side in the second shot landing area.

GREEN:

- Enlarged the bunker on the right side of the green and brought it more to the left and in front of the green.

Hole # 16

TEE:

- The championship tee was pushed back and widened slightly, after having to remove the retaining wall.

FAIRWAY:

- Added new landscape between tees and green.

GREEN:

- Removed the small bunker short and to the far left of the green.
- Enlarged "slightly" each of the four (4) green side bunkers, while moving them closer to the putting surface.
- "Caped" the slope on the left front side of the green slightly and around the front of 2nd back left greenside "pot" bunker.

Hole # 17

TEE:

- Rebuilt the championship tee after removing the retaining wall, which needed to be replaced.

FAIRWAY:

- Removed the 1st fairway bunker on right side.
- Flashed up the face of the 2nd and 3rd bunkers on the right for better visibility.
- Extended the edge of the 4th bunker on the right toward the fairway.
- Created a narrow “sliver” bunker on the left side of the fairway, to run along the edge of the desert area (that was formally referred to as the “church pew” bunker) and then extended the right edge more into the fairway (approximately 10’).
- Remove the “church pew” bunker on left at the end of the fairway and converted area into desert and extended forward the desert line toward green. Desert landscape was added over the crown of the hill back toward the tee to help better define left side of the fairway from tee; also to create more separation between holes #10 & # 17.
- Reshaped the area on the far left side (over the former “church pews”) into several soft mounds and added some trees to help buffer this area from the 10th fairway.

GREEN:

- Modified the small bump in the front of the green approach and extended it slightly, into the green.
- Extended and raised slightly the back left portion of the green, to help create more “pin able” area in this portion of the green.

Hole # 18

TEE:

- Removed the right side of the championship tee and then extended the new championship tee back into the slope.
- Rerouted the cart path from the 17th green by the lake and then in front of the new championship tee then toward the right of resort and forward tees.
- Added a new forward tee.

FAIRWAY:

- Reshaped the two (2) pot bunkers in the center of the fairway (just over the lake) and combined them into one (1) large bunker, with two separate lobes.
- Removed the first two (2) front lobes of the 1st fairway bunker on the right, reshaped this area into several soft grass swales/hollows. Then extend the front of the bunker forward (toward green) approximately 10-15 yards.
- Extended 2nd fairway bunker on right forward (toward green).
- Removed the small "pot" bunker on the far right side of the fairway and regarded this area.
- Added a new bunker (with grass islands) on the left side of the fairway, over the lake, and extended it toward the green. Removed the wall that ran down the left side of the lake and graded this area into a soft slope toward the lake and then into soft mounds and swales, extending toward the green.

GREEN:

- Added a small "pot" bunker cut into the front left side of the green, along with a "false edge" that extends into the green.
- Deepened the swale on the back left of the green and removed any support behind the green and "enhanced" the entire area into the existing swale.
- Extended the back left portion of the green behind the new collection bunker to provide an additional tournament pin placement.

Tom Weiskopf Quotes.....TPC STADIUM COURSE

“I was very honored and proud to have been considered by the PGA TOUR to provide the design modifications to the TPC Scottsdale-Stadium course and then hired by the City of Scottsdale. The was a labor of love for me and over 10 years of planning, before I was able to provide my thoughts and recommendation for the design modification to the Stadium Course, which I felt were needed to bring it into the 21st century and help create a long term asset for the city of Scottsdale!”

“ Having recently heard that Waste Management extended their sponsorship with the Phoenix Open, this news combined with the long term guidance of the Thunderbirds, assures that the future of the Phoenix Open is definitely in good hands!”

“I am anxious to eventually get the feedback from the professionals who play in the Waste Management Phoenix Open and also the resort guests after there has been some time to play the course in the coming months. I think they will all see a very dramatic new “fresh” look the Stadium Course. We have also added some new and unique design features/characteristics strategically around the course on various holes, which I am confident, over time, will have a positive impact on both the professionals playing in the tournament and the resort guests!”

“ Looking into the future, I feel confident the TPC Scottsdale –Stadium Course will be considered one of the top properties with the TPC network and continue to attract many of the top touring professionals in the world that will come and want to play in our great tournament.”

“ Lastly, I know that golfers around the globe will always want to play where the Pros play and I know that this attitude will continue and grow in the future for the Stadium Course”

-Tom Weiskopf – Golf Course Designer.....1/09/2014



2015 WASTE MANAGEMENT PHOENIX OPEN MEDIA GUIDE

**SECTION 4:
BROADCAST SCHEDULE / PERSONALITIES**



**2015 Waste Management Phoenix Open television schedule and digital coverage
(All times EST)**

TV Air Times

Date	Initial Air Times	Network	Date	Replay Air Times	Network
TH 01/29	03:00 PM - 07:00 PM	GOLF	TH 01/29	08:00 PM - 10:00 PM	GOLF
FR 01/30	03:00 PM - 07:00 PM	GOLF	FR 01/30	10:00 PM - 02:00 AM	GOLF
			FR 01/30	02:00 AM - 04:00 AM	GOLF
SA 01/31	01:00 PM - 02:30 PM	GOLF			
SA 01/31	03:00 PM - 06:00 PM	CBS	SA 01/31	07:00 PM - 11:30 PM	GOLF
			SA 01/31	11:30 PM - 04:00 AM	GOLF
SU 02/01	01:00 PM - 02:30 PM	GOLF			
SU 02/01	03:00 PM - 06:00 PM	CBS	SU 02/01	07:00 PM - 11:30 PM	GOLF
			SU 02/01	11:30 PM - 04:00 AM	GOLF
			MO 02/02	01:30 PM - 06:00 PM	GOLF

Live @ Programming

Date	Initial Air Times	Network
TH 01/29	10:30 AM - 08:00 PM	PGATOUR.COM
FR 01/30	10:30 AM - 08:00 PM	PGATOUR.COM
SA 01/31	12:00 PM - 06:00 PM	PGATOUR.COM
SU 02/01	12:00 PM - 06:00 PM	PGATOUR.COM

Broadcast Team

Please be advised that talent is subject to change:

Jim Nantz - Host
 Nick Faldo - Analyst
 Ian Baker-Finch/Gary McCord - Hole Announcer

David Feherty/ Peter Kostis - On Course

Lance Barrow– Producer
Steve Milton– Director

International Coverage

2015 Waste Management Phoenix Open will be made available to over 890 million potential households in 32 languages, across 224 countries and territories outside of the U.S. via our international partners.

- PGA TOUR's broadcast partners in Asia will provide coverage of the event, including nowTV in Hong Kong, Golf Network and NHK in Japan, SBS and SBS Golf in South Korea, Astro Golf Channel in Malaysia, Neo Sports in India, TrueSport in Thailand, and others.
- PGA TOUR will be shown throughout the People's Republic of China on Golf Channel China, CCTV-5 and CCTV-5+, Travel Channel, BTV Sports, and Hebei City Channel.
- In Europe, live coverage can be seen on networks including Sky Sports UK, Sport + France, Canal+ Golf Spain, Sport TV Golfe Portugal, Viasat Golf Scandinavia, Sky Sport Germany, and others.
- Coverage in other territories includes Fox Sports Australia, Sky Sports New Zealand, ESPN Latin America, Golf Channel Latin America, Global TV (Canada), Orbit Showtime Network (Middle East), and Supersport (Africa).
- HD coverage of events will be available internationally on 35 channels across Europe, Africa, the Middle East, Asia, Australasia, Latin America and Canada.

PGATOUR.com

- **Live Scoring:** The only site on the web where viewers around the world can follow their favorite player shot-by-shot with official real-time scoring via Shot Tracker and the Leaderboard
- **Statistics:** Player stats, tournament stats, performance stats, historical stats, money lists, scoring averages, etc.
- **Player Pages:** From stats to biographical information, photos to individual tournament results, fans can follow their favorite players week in and week out.
- **Multimedia:**
 - PGA TOUR Today: Previews the upcoming tournament and after each round looks ahead to the upcoming day of competition
 - Shot of the Day & Shots of the Week
 - Signature moments in tournament history
 - Live video player press conferences from the media center + archived video for on-demand playback
 - Individual player highlights + end-of-round recap highlights + daily photo wrap ups
 - Monday Backspin: Looks back at the week that was
- **Tournament Pages:** Each tournament has its own official site, offering local information, course layouts, field and tee time information, ticket and sponsorship information as well as a variety of multimedia and interactive elements to provide the fans with greater knowledge of the tournament. Tournament pages remain active throughout the year.

The Starter:

- The Official Fan Newsletter of the PGA TOUR. This is a weekly e-newsletter distributed on Wednesdays that serves as a preview of the upcoming tournament – expert picks, power rankings, turf talk, broadcast schedule and much more.
- Contact Denise Humphreys (denisehumphreys@pgatourhq.com) with questions.

Mobile

- **Live Mobile Maps** – Features high resolution images of the course. Fans can access real-time player locations, score data and amenity mapping on a detailed course map.

- Live Streaming – Allows fans to stream coverage from just about anywhere. Available via desktop and mobile devices.
- PGATOUR App – available for iPad, iPhone, Android, Nokia Lumia Windows and BlackBerry10
- SMS Text Alerts
- *Contact David Plant (davidplant@pgatourhq.com) or Jeff Powell (jeffpowell@pgatourhq.com) with questions.*

Satellite Radio

- The PGA TOUR has partnered with SiriusXM Radio since 2005, offering exclusive play-by-play coverage of PGA TOUR events and a growing portfolio of golf-themed audio programming to a growing national audience. This relationship significantly expands PGA TOUR tournament and title sponsor reach by serving more than 27 million subscribers in North America, making SiriusXM one of the largest radio companies and subscription media businesses in the country.
- The week of the event, there will be continuous scoring updates and live play-by-play coverage provided throughout the 22-hour broadcast of the tournament. In addition, on-site interviews are available to tournament/sponsor officials, which are also posted to PGATOUR.COM in the appropriate location(s).
- Live play-by-play coverage will once again be available for free in 2015 via PGATOUR.COM, and will also be integrated within the TOUR's official mobile apps. *Please contact David Logue (davidlogue@pgatourhq.com) with any questions.*



2015 WASTE MANAGEMENT PHOENIX OPEN MEDIA GUIDE

**SECTION 5:
PURSE BREAKDOWN**

Purse Breakdown: 2015 Waste Management Phoenix Open

Total Purse: \$6,300,000

Pos.	Pct.	Amount	2 Tied	3 Tied	4 Tied	5 Tied	6 Tied	7 Tied	8 Tied	9 Tied	10 Tied
1	18.00%	\$1,134,000.00	907,200.00	747,600.00	636,300.00	559,440.00	504,000.00	462,150.00	428,793.75	401,450.00	378,315.00
2	10.80%	\$680,400.00	554,400.00	470,400.00	415,800.00	378,000.00	350,175.00	328,050.00	309,881.25	294,350.00	280,665.00
3	6.80%	\$428,400.00	365,400.00	327,600.00	302,400.00	284,130.00	269,325.00	256,950.00	246,093.75	236,250.00	227,115.00
4	4.80%	\$302,400.00	277,200.00	260,400.00	248,062.50	237,510.00	228,375.00	220,050.00	212,231.25	204,750.00	197,505.00
5	4.00%	\$252,000.00	239,400.00	229,950.00	221,287.50	213,570.00	206,325.00	199,350.00	192,543.75	185,850.00	179,235.00
6	3.60%	\$226,800.00	218,925.00	211,050.00	203,962.50	197,190.00	190,575.00	184,050.00	177,581.25	171,150.00	165,375.00
7	3.35%	\$211,050.00	203,175.00	196,350.00	189,787.50	183,330.00	176,925.00	170,550.00	164,193.75	158,550.00	153,405.00
8	3.10%	\$195,300.00	189,000.00	182,700.00	176,400.00	170,100.00	163,800.00	157,500.00	151,987.50	147,000.00	142,380.00
9	2.90%	\$182,700.00	176,400.00	170,100.00	163,800.00	157,500.00	151,200.00	145,800.00	140,962.50	136,500.00	132,300.00
10	2.70%	\$170,100.00	163,800.00	157,500.00	151,200.00	144,900.00	139,650.00	135,000.00	130,725.00	126,700.00	122,850.00
11	2.50%	\$157,500.00	151,200.00	144,900.00	138,600.00	133,560.00	129,150.00	125,100.00	121,275.00	117,600.00	114,030.00
12	2.30%	\$144,900.00	138,600.00	132,300.00	127,575.00	123,480.00	119,700.00	116,100.00	112,612.50	109,200.00	105,840.00
13	2.10%	\$132,300.00	126,000.00	121,800.00	118,125.00	114,660.00	111,300.00	108,000.00	104,737.50	101,500.00	98,406.00
14	1.90%	\$119,700.00	116,550.00	113,400.00	110,250.00	107,100.00	103,950.00	100,800.00	97,650.00	94,640.00	91,728.00
15	1.80%	\$113,400.00	110,250.00	107,100.00	103,950.00	100,800.00	97,650.00	94,500.00	91,507.50	88,620.00	85,806.00
16	1.70%	\$107,100.00	103,950.00	100,800.00	97,650.00	94,500.00	91,350.00	88,380.00	85,522.50	82,740.00	80,010.00
17	1.60%	\$100,800.00	97,650.00	94,500.00	91,350.00	88,200.00	85,260.00	82,440.00	79,695.00	77,000.00	74,340.00
18	1.50%	\$94,500.00	91,350.00	88,200.00	85,050.00	82,152.00	79,380.00	76,680.00	74,025.00	71,400.00	69,111.00
19	1.40%	\$88,200.00	85,050.00	81,900.00	79,065.00	76,356.00	73,710.00	71,100.00	68,512.50	66,290.00	64,323.00
20	1.30%	\$81,900.00	78,750.00	76,020.00	73,395.00	70,812.00	68,250.00	65,700.00	63,551.25	61,670.00	59,976.00
21	1.20%	\$75,600.00	73,080.00	70,560.00	68,040.00	65,520.00	63,000.00	60,930.00	59,141.25	57,540.00	56,070.00
22	1.12%	\$70,560.00	68,040.00	65,520.00	63,000.00	60,480.00	58,485.00	56,790.00	55,282.50	53,900.00	52,605.00
23	1.04%	\$65,520.00	63,000.00	60,480.00	57,960.00	56,070.00	54,495.00	53,100.00	51,817.50	50,610.00	49,455.00
24	0.96%	\$60,480.00	57,960.00	55,440.00	53,707.50	52,290.00	51,030.00	49,860.00	48,746.25	47,670.00	46,620.00
25	0.88%	\$55,440.00	52,920.00	51,450.00	50,242.50	49,140.00	48,090.00	47,070.00	46,068.75	45,080.00	44,131.50
26	0.80%	\$50,400.00	49,455.00	48,510.00	47,565.00	46,620.00	45,675.00	44,730.00	43,785.00	42,875.00	41,989.50
27	0.77%	\$48,510.00	47,565.00	46,620.00	45,675.00	44,730.00	43,785.00	42,840.00	41,934.38	41,055.00	40,194.00
28	0.74%	\$46,620.00	45,675.00	44,730.00	43,785.00	42,840.00	41,895.00	40,995.00	40,123.13	39,270.00	38,430.00
29	0.71%	\$44,730.00	43,785.00	42,840.00	41,895.00	40,950.00	40,057.50	39,195.00	38,351.25	37,520.00	36,729.00
30	0.68%	\$42,840.00	41,895.00	40,950.00	40,005.00	39,123.00	38,272.50	37,440.00	36,618.75	35,840.00	35,091.00
31	0.65%	\$40,950.00	40,005.00	39,060.00	38,193.75	37,359.00	36,540.00	35,730.00	34,965.00	34,230.00	33,516.00
32	0.62%	\$39,060.00	38,115.00	37,275.00	36,461.25	35,658.00	34,860.00	34,110.00	33,390.00	32,690.00	32,004.00
33	0.59%	\$37,170.00	36,382.50	35,595.00	34,807.50	34,020.00	33,285.00	32,580.00	31,893.75	31,220.00	30,555.00
34	0.57%	\$35,595.00	34,807.50	34,020.00	33,232.50	32,508.00	31,815.00	31,140.00	30,476.25	29,820.00	29,169.00
35	0.54%	\$34,020.00	33,232.50	32,445.00	31,736.25	31,059.00	30,397.50	29,745.00	29,098.13	28,455.00	27,814.50
36	0.52%	\$32,445.00	31,657.50	30,975.00	30,318.75	29,673.00	29,032.50	28,395.00	27,759.38	27,125.00	26,491.50
37	0.49%	\$30,870.00	30,240.00	29,610.00	28,980.00	28,350.00	27,720.00	27,090.00	26,460.00	25,830.00	25,200.00
38	0.47%	\$29,610.00	28,980.00	28,350.00	27,720.00	27,090.00	26,460.00	25,830.00	25,200.00	24,570.00	23,940.00
39	0.45%	\$28,350.00	27,720.00	27,090.00	26,460.00	25,830.00	25,200.00	24,570.00	23,940.00	23,310.00	22,705.20
40	0.43%	\$27,090.00	26,460.00	25,830.00	25,200.00	24,570.00	23,940.00	23,310.00	22,680.00	22,078.00	21,508.20
41	0.41%	\$25,830.00	25,200.00	24,570.00	23,940.00	23,310.00	22,680.00	22,050.00	21,451.50	20,888.00	20,386.80
42	0.39%	\$24,570.00	23,940.00	23,310.00	22,680.00	22,050.00	21,420.00	20,826.00	20,270.25	19,782.00	19,353.60
43	0.37%	\$23,310.00	22,680.00	22,050.00	21,420.00	20,790.00	20,202.00	19,656.00	19,183.50	18,774.00	18,408.60
44	0.35%	\$22,050.00	21,420.00	20,790.00	20,160.00	19,580.40	19,047.00	18,594.00	18,207.00	17,864.00	17,564.40
45	0.33%	\$20,790.00	20,160.00	19,530.00	18,963.00	18,446.40	18,018.00	17,658.00	17,340.75	17,066.00	16,821.00
46	0.31%	\$19,530.00	18,900.00	18,354.00	17,860.50	17,463.60	17,136.00	16,848.00	16,600.50	16,380.00	16,191.00
47	0.29%	\$18,270.00	17,766.00	17,304.00	16,947.00	16,657.20	16,401.00	16,182.00	15,986.25	15,820.00	15,674.40
48	0.27%	\$17,262.00	16,821.00	16,506.00	16,254.00	16,027.20	15,834.00	15,660.00	15,513.75	15,386.00	15,271.20
49	0.26%	\$16,380.00	16,128.00	15,918.00	15,718.50	15,548.40	15,393.00	15,264.00	15,151.50	15,050.00	14,956.20
50	0.25%	\$15,876.00	15,687.00	15,498.00	15,340.50	15,195.60	15,078.00	14,976.00	14,883.75	14,798.00	14,716.80



2015 WASTE MANAGEMENT PHOENIX OPEN MEDIA GUIDE

**SECTION 6:
2014 TOURNAMENT RECAP
AND STATS**

2014 HIGHLIGHTS

ROUND 1

WATSON AND YANG SHARE ROUND-ONE LEAD

After round one, part-time Scottsdale resident, Bubba Watson, was on top of the leaderboard alongside Korean player Y.E. Yang – both carded 7-under 64s. Looking for his first win since his breakthrough at the 2012 Masters, Watson hit 17 of 18 greens, and the one he missed, he birdied.

Yang's 64 put him one step closer to interrupting the event's consecutive list of American winners. Not since Australia's Aaron Baddeley in 2007 has an international player hoisted the crystal Thunderbird.

Defending champ, Phil Mickelson battled back pain the week before to post an even-par 71 in the first round. He would attempt to make history as the only player to win the Phoenix Open four times – Gene Littler, Mark Calcavecchia and Arnold Palmer also captured three tournament titles.

Scottsdale resident and former Sun Devil Pat Perez posted a 65, and another Scottsdale resident, Kevin Stadler, made his sixth start at the Waste Management Phoenix Open with a 65.

ROUND 2

BUBBA WATSON MAINTAINS SHARE OF LEAD

As usual, the second round featured some cut-line drama. After play was suspended on Friday, four players had to finish on Saturday morning. One of them, Joe Ogilvie, faced a 5'7" birdie putt he needed to make to play on the weekend. Ogilvie nailed it.

At the end of round two, Matt Jones and Bubba Watson sat at the top of the leaderboard at 12-under par. Jones was in pursuit of his first PGA TOUR win in 150 career starts. His best finish, T2, came in the 2013 Greenbrier Classic, and on five occasions he held a share of the 36-hole lead.

Watson followed his opening 64 with a second-round 5-under 66. He would easily notch another cut-made at the event, only missing one in eight consecutive starts. After the second round, eight players were within four strokes of Watson and Jones. The cut included 77 players at 1-under par from a field of 131 professionals and one amateur.

ROUND 3

WATSON MOVES AHEAD BY TWO ON MOVING DAY

Bubba Watson made the most of "moving day" by posting a 3-under 68, keeping his hopes alive to become the fourth consecutive WM Phoenix Open Champion to record all four rounds in the 60s. Meanwhile, Kevin Stadler crept up the leaderboard with a 4-under 67 to take sole-second place only two strokes behind Watson who finished round three at 15-under for the tournament.

At the end of round three, five players were within four strokes of Watson. Ryan Moore fired a 7-under 64, his best at the WM Phoenix Open. Harris English recorded a 2-under 69 in search of his second win on TOUR that year. In only his 16th start on the PGA TOUR, Hideki Matsuyama finished round three at 12-under par for the tournament. And the round of the day went to Brendan Steele who blistered the Stadium Course with a 9-under 62, a new career-low. The stage was set for an interesting final round.

ROUND 4

THE "SMALLRUS" COMES UP BIG

Kevin Stadler looked on at the 18th green as Bubba Watson lined up a short putt to force a playoff. After the ball slid by the hole, the 2014 WM Phoenix Open Championship was his.

"It was a little weird way to win a golf tournament," Stadler said in a post-round interview. "I fully expected him to make the putt."

At age 33, Stadler posted his first win in 239 PGA TOUR starts. His previous bests were runner-ups at the 2007 Reno-Tahoe Open and the 2009 Wyndham Championship.

"Sure, yeah, it's pretty amazing," said Stadler. "As you said, it's 295 million tournaments, however many (laughter). It's been a long time. It's been a long time since I won anything. I think it was '05 or '06. It's pretty special."

Although his numbers were a bit off, his final-round 68 was right on the money – as in \$1,116,000. The win would also give him a spot in the Masters alongside his father, Craig. This marked the first time a father and son have teed it up in the same year.

2014 Waste Management Phoenix Open

Tournament: Waste Management Phoenix Open

Dates: January 27 – February 2, 2014

Purse: \$6,200,000

Winner: \$1,116,000

Course: TPC Scottsdale, Stadium Course

Par: 71

Leaders:

First Round: Bubba Watson 64 (-7), Y.E. Yang 64 (-7), Greg Chalmers 65 (-6), Harris English 65 (-6), Matt Jones 65 (-6), Chris Kirk 65 (-6), William McGirt 65 (-6), Pat Perez 65 (-6), Kevin Stadler (65 (-6).

Play was suspended due to darkness at 5:59 p.m. A total of 10 players in the field of 132 were not able to complete their rounds and returned at 8:00 a.m. on Friday to complete round 1. The first round was completed at 8:42 a.m. Round two began as scheduled at 7:30 a.m.

Second Round: Matt Jones 130 (-12), Bubba Watson 130 (-12), Greg Chalmers 132 (-10), Harris English 132 (-10), Hideki Matsuyama 133 (-9), Pat Perez 133 (-9), Kevin Stadler 133 (-9).

The second round, which was suspended due to darkness Friday at 6:05 p.m. with four players (Joe Ogilvie, Spencer Levin, Jason Bohn, Michael Putnam) yet to complete their round, resumed Saturday morning at 7:45 a.m. The round concluded at 8:09 a.m.

The 36-hole cut: 77 players at 1-under 141 from a field of 131 professionals and 1 amateur. The cut was made at roughly 8:30 am on Saturday morning as play didn't finish on Friday due to darkness.

Cut: 141 (1-under) 77 players

Third Round:

Bubba Watson 198 (-15), Kevin Stadler 200 (-13), Harris English 201(-12), Hideki Matsuyama 201 (-12), Ryan Moore 201 (-12)

Fourth Round:

Kevin Stadler 268 (-16), Graham DeLaet 269 (-15), Bubba Watson 269 (-15), Hunter Mahan 270 (-14).

Official Final Standings:

1	Kevin Stadler	-16	65 68 67 68	268	\$ 1,116,000.00
2	Graham DeLaet	-15	67 72 65 65	269	\$ 545,600.00
	Bubba Watson	-15	64 66 68 71	269	\$ 545,600.00
4	Hunter Mahan	-14	66 71 65 68	270	\$ 272,800.00
	Hideki Matsuyama	-14	66 67 68 69	270	\$ 272,800.00
6	Charles Howell III	-13	70 69 67 65	271	\$ 207,700.00
	Brendan Steele	-13	66 74 62 69	271	\$ 207,700.00
	Ryan Moore	-13	66 71 64 70	271	\$ 207,700.00
9	Harris English	-12	65 67 69 71	272	\$ 179,800.00
10	Webb Simpson	-11	68 72 67 66	273	\$ 167,400.00

11	Pat Perez	-10	65 68 70 71	274	\$ 155,000.00
12	Cameron Tringale	-9	71 67 69 68	275	\$ 130,200.00
	John Mallinger	-9	67 72 67 69	275	\$ 130,200.00
	Matt Jones	-9	65 65 72 73	275	\$ 130,200.00
15	Scott Piercy	-8	67 67 75 67	276	\$ 102,300.00
	Morgan Hoffmann	-8	69 66 70 71	276	\$ 102,300.00
	Greg Chalmers	-8	65 67 71 73	276	\$ 102,300.00
	Jason Kokrak	-8	66 69 68 73	276	\$ 102,300.00
19	John Merrick	-7	75 65 69 68	277	\$ 63,302.00
	Michael Thompson	-7	72 68 70 67	277	\$ 63,302.00
	Kevin Na	-7	70 70 68 69	277	\$ 63,302.00
	William McGirt	-7	65 69 73 70	277	\$ 63,302.00
	Justin Hicks	-7	71 70 69 67	277	\$ 63,302.00
	Martin Laird	-7	67 68 71 71	277	\$ 63,302.00
	John Rollins	-7	72 67 67 71	277	\$ 63,302.00
	Patrick Reed	-7	67 67 71 72	277	\$ 63,302.00
	Roberto Castro	-7	72 69 70 66	277	\$ 63,302.00
	Chris Stroud	-7	70 67 68 72	277	\$ 63,302.00
29	Geoff Ogilvy	-6	71 70 68 69	278	\$ 40,300.00
	Ken Duke	-6	70 67 72 69	278	\$ 40,300.00
	Bryce Molder	-6	67 71 70 70	278	\$ 40,300.00
	Spencer Levin	-6	67 69 70 72	278	\$ 40,300.00
	Nick Watney	-6	69 68 68 73	278	\$ 40,300.00
34	Bill Haas	-5	69 68 71 71	279	\$ 33,480.00
	Jason Bohn	-5	70 70 70 69	279	\$ 33,480.00
	Jonas Blixt	-5	68 71 72 68	279	\$ 33,480.00
37	Camilo Villegas	-4	70 71 68 71	280	\$ 27,900.00
	Gary Woodland	-4	67 72 72 69	280	\$ 27,900.00
	Brian Davis	-4	72 69 70 69	280	\$ 27,900.00
	Matt Every	-4	72 66 67 75	280	\$ 27,900.00
	Ricky Barnes	-4	71 67 67 75	280	\$ 27,900.00
42	Chris Smith	-3	70 69 71 71	281	\$ 21,080.00
	Phil Mickelson	-3	71 67 72 71	281	\$ 21,080.00
	James Driscoll	-3	67 70 73 71	281	\$ 21,080.00
	David Lingmerth	-3	72 68 68 73	281	\$ 21,080.00
	K.J. Choi	-3	71 70 69 71	281	\$ 21,080.00
	Ben Crane	-3	69 69 69 74	281	\$ 21,080.00
48	Erik Compton	-2	67 72 71 72	282	\$ 15,772.80
	Ryan Palmer	-2	76 64 70 72	282	\$ 15,772.80
	David Lynn	-2	72 66 70 74	282	\$ 15,772.80
	Aaron Baddeley	-2	68 70 73 71	282	\$ 15,772.80
	Jhonattan Vegas	-2	71 66 75 70	282	\$ 15,772.80
53	Brendon de Jonge	-1	66 73 70 74	283	\$ 14,284.80
	Robert Garrigus	-1	70 70 70 73	283	\$ 14,284.80
	Brian Stuard	-1	73 68 69 73	283	\$ 14,284.80
	Martin Kaymer	-1	69 71 71 72	283	\$ 14,284.80
	Kevin Streelman	-1	71 68 74 70	283	\$ 14,284.80
58	David Hearn	E	68 70 73 73	284	\$ 13,764.00
	Nicolas Colsaerts	E	69 68 74 73	284	\$ 13,764.00
	J.B. Holmes	E	73 68 70 73	284	\$ 13,764.00
61	Charley Hoffman	+1	70 71 69 75	285	\$ 13,206.00
	Jonathan Byrd	+1	68 73 69 75	285	\$ 13,206.00
	Brandt Snedeker	+1	70 64 72 79	285	\$ 13,206.00
	Brian Gay	+1	69 71 71 74	285	\$ 13,206.00
	Sang-Moon Bae	+1	67 73 71 74	285	\$ 13,206.00
	John Peterson	+1	68 70 74 73	285	\$ 13,206.00

67	Kiradech Aphibarnrat	+2	66 71 73 76	286	\$ 12,710.00
	Fred Funk	+2	69 71 76 70	286	\$ 12,710.00
69	Y.E. Yang	+3	64 73 75 75	287	\$ 12,276.00
	Mark Calcavecchia	+3	70 71 71 75	287	\$ 12,276.00
	Scott Langley	+3	71 70 71 75	287	\$ 12,276.00
	Derek Ernst	+3	72 69 72 74	287	\$ 12,276.00
	Steven Bowditch	+3	71 69 75 72	287	\$ 12,276.00
74	Ben Curtis	+4	68 72 73 75	288	\$ 11,842.00
	Joe Ogilvie	+4	71 70 77 70	288	\$ 11,842.00
76	Chris Kirk	+5	65 73 75 76	289	\$ 11,656.00
77	Vijay Singh	+8	69 72 75 76	292	\$ 11,532.00
Cut	Padraig Harrington	E	73 69	142	
Cut	Luke Guthrie	E	71 71	142	
Cut	Lee Westwood	E	67 75	142	
Cut	Charlie Beljan	E	73 69	142	
Cut	Daniel Summerhays	E	70 72	142	
Cut	Martin Flores	E	72 70	142	
Cut	Josh Teater	E	73 69	142	
Cut	Richard H. Lee	+1	71 72	143	
Cut	Kris Blanks	+1	71 72	143	
Cut	John Huh	+1	70 73	143	
Cut	Retief Goosen	+1	72 71	143	
Cut	Justin Leonard	+1	72 71	143	
Cut	Charlie Wi	+1	72 71	143	
Cut	Kevin Tway	+1	74 69	143	
Cut	Nicholas Thompson	+1	71 72	143	
Cut	Kevin Chappell	+1	72 71	143	
Cut	Rickie Fowler	+1	71 72	143	
Cut	Billy Horschel	+1	71 72	143	
Cut	D.A. Points	+1	70 73	143	
Cut	Russell Henley	+1	68 75	143	
Cut	Michael Putnam	+1	67 76	143	
Cut	Scott Verplank	+2	70 74	144	
Cut	Ted Potter, Jr.	+2	73 71	144	
Cut	James Hahn	+2	72 72	144	
Cut	Danny Lee	+2	73 71	144	
Cut	Scott Stallings	+2	70 74	144	
Cut	Marc Leishman	+2	72 72	144	
Cut	Ian Poulter	+2	69 75	144	
Cut	Angel Cabrera	+2	72 72	144	
Cut	Lucas Glover	+3	79 66	145	
Cut	Brian Harman	+3	74 71	145	
Cut	Tommy Gainey	+3	66 79	145	
Cut	Mike Weir	+3	75 70	145	
Cut	Paul Goydos	+3	72 73	145	
Cut	Bo Van Pelt	+4	76 70	146	
Cut	Rory Sabbatini	+4	72 74	146	
Cut	Robert Allenby	+4	76 70	146	
Cut	Jeff Overton	+4	72 74	146	
Cut	D.H. Lee	+4	73 73	146	
Cut	Keegan Bradley	+4	66 80	146	
Cut	Woody Austin	+4	73 73	146	
Cut	George McNeill	+4	72 74	146	
Cut	David Toms	+4	74 72	146	

Cut	Carl Pettersson	+4	72 74	146
Cut	(A) Ki Taek Lee	+5	73 74	147
Cut	J.J. Henry	+5	75 72	147
Cut	Jeff Maggert	+6	75 73	148
Cut	Stephen Ames	+6	76 72	148
Cut	Mark Wilson	+6	74 74	148
Cut	Ryo Ishikawa	+7	71 78	149
Cut	Andres Romero	+9	73 78	151
Cut	Gonzalo Fdez-Castano	+10	78 74	152
Cut	Kyle Stanley	+11	78 75	153
Cut	Paul Trittler	+11	79 74	153
Cut	Joey Snyder III	+17	76 83	159

Attendance:

Monday	6,577
Tuesday	32,456
Wednesday	62,234
Thursday	88,113*
Friday	123,674*
Saturday	189,722*
Sunday	60,232
Total	563,008**

*Denotes Day Records

**Denotes Overall Tournament Attendance Record

Sponsor Exemptions:

Kevin Tway, Kireddech Aphibarnrat, Ricky Barnes, Joe Ogilvy and John Peterson

Monday Qualifiers:

Ki Taek Lee – 65, Chris Smith – 67, Danny Lee – 67

Weather:

Thursday: Partly cloudy with a high of 74 degrees. Winds SW 10-15 mph. Due to darkness, the first round was suspended at 5:59 pm.

Friday: Mostly Cloudy with an afternoon high of 66 degrees. Winds SW 15-20 mph. Due to darkness, the second round was suspended at 6:05 pm.

Saturday: Partly Cloudy with a high of 63 degrees. Winds W 7-12 mph.

Sunday: Partly Cloudy with a high of 61 degrees. Winds SSW 4-8 mph.

Pro-Am Results:

Kyocera Pro-Am – TPC Scottsdale Stadium Course (Monday)

1. Chris Blanks — 53

Scott Bradley

Gary Shaw

Ken Kays

Chuck Carefoot

2. Roberto Castro — 54

Joe Felbab

Patrick Dolohanty

Matthew Armstrong

Steve Fox

3. John Mallinger — 55

Stacey Pauwels

Rose Cassard

Mike Meyer

David Solheim

4. Stan Utley — 55

Sean Reid

Matt Wood

Steve Fox

Mark Van Buskirk

5. Gonzalo Fdez-Castano — 55

Denny Belcastro

Bob Bukovec

Craig Moss

Pat Dennis

Annexus Pro-AM – TPC Scottsdale Stadium Course -- Wednesday

1st Place – 55

Ian Poulter

Sean Fahey

Patrick Kelly

Adam Fishman

Doug Rothschild

2nd Place — 55

Harris English

Jake Owen

Robert McCarrick

Pat McKinney

Jim Fish

3rd Place — 55

Kevin Stadler

Jason Abt

Tim Hovik

Jay Francis

Mike Humes

4th Place — 55

Lee Westwood

Gary Brown

Walt Brown Jr.

George Getz

Tom Altieri

5th Place — 56

Padraig Harrington

Dan Kraft

Bill Gilbane

Barry Caldwell

Darrell Green

Birds Nest:

Wednesday: DJ Rooney G, O.A.R

Thursday: DJ Chopstiqs of Moonshine Bandits, Dee Jay Silver, Jake Owen
Friday: Kelley James, DJ Roonie G, Weezer
Saturday: DJ Roonie G, MetalHead

Tournament Notes:

COMPLETED First-Round Notes – Friday, January 31, 2014

Weather: Partly cloudy, with an afternoon high of 74 degrees. Winds SW 10-15 mph.

Ten players returned at 8:00 a.m. to complete their first round. The first round was completed at 8:42 a.m. Round two began as scheduled at 7:30 a.m.

First-Round Leaderboard

Bubba Watson	64 (-7)
Y.E. Yang	64 (-7)
Seven players	65 (-6)

Bubba Watson

After a two-under-through-two start, Bubba Watson added additional birdies at 6, 8, 13, 14, 16 and 17 to post an opening-round, 7-under 64, tying his best score at TPC Scottsdale in eight consecutive starts. Watson also posted the 7-under score in last year's final round. Prior to last year's 15th-place finish, his two top-10s in the event came in 2012 (T5) and 2007 (T8). In seven previous starts in the event, his only missed cut came in 2008. Watson is making his fourth start of the 2013-2014 PGA TOUR season, with his best finish being a T8 at the World Golf Championships-HSBC Champions. In his 196th career PGA TOUR start since joining the TOUR in 2006, he is in search of his fifth TOUR title and first since the 2012 Masters. Watson hit 17 of 18 greens in regulation in the first round, missing at only the par-4 sixth hole. Despite the slightly long approach shot to the fringe, Watson made the putt for birdie from 18" 10'. Of the three previous occasions Watson has held at least a share of the 18-hole lead, the 2011 Zurich Classic of New Orleans was the only one which resulted in victory.

Y.E. Yang

With six birdies and no bogeys on his inward nine (Nos. 10-18), South Korea's Y.E. Yang made a good first step at interrupting the event's consecutive list of American winners. Not since Australia's Aaron Baddeley in 2007 has an international player hoisted the tournament's trophy. Since moving to TPC Scottsdale in 1987, the only international winners have been Sandy Lyle/1988 (Scotland), Vijay Singh/1995, 2003 (Fiji), Jesper Parnevik/1998 (Sweden) and Baddeley. Of Yang's eight previous starts this season, a T28 at last week's Farmers Insurance Open is his best finish. Yang is making his fifth consecutive start in this event, with a 3rd and T8 in 2010 and 2011, respectively, his best showings. Yang finished T72 last year, despite opening with a 6-under 65. Yang is in search of his third career PGA TOUR win, and first since the 2009 PGA Championship. Earlier that year, he claimed his first TOUR title at The Honda Classic. Yang was near-perfect in the greens-in-regulation category in round one, hitting all but No. 11. This marks Yang's first 18-hole lead/co-lead.

First-Round Lead Notes

Phil Mickelson's 4-stroke, opening-round lead at last year's Waste Management Phoenix Open is the largest in event history. The previous record was three strokes: Paul Runyan (1940/Phoenix CC/finished 9th), Arnold Palmer (1962/Phoenix CC/won) and Davis Love III (1988/TPC Scottsdale/finished 4th). Since 2000, the only two first-round leaders of the event to

hang on for the win were Tom Lehman, who opened in 2000 with a 8-under 63. He won by one stroke. Mickelson's opening-round 60 last year resulted in a 4-stroke win over Brandt Snedeker. Through 10 events in the 2013-2014 PGA TOUR Season, the first-round leader has emerged victorious twice. Ryan Moore achieved the feat via sudden death at the CIMB Classic, and Patrick Reed's opening round, 9-under 63 at the Humana Challenge two weeks ago led to a 2-stroke win.

Pat Perez

A week removed from his T2 finish at the Farmers Insurance Open, Scottsdale resident Pat Perez' 6-under 65 in round one extends his streak of par-or-better rounds to 18, dating to the final round of the 2013 McGladrey Classic. Of those 18, 16 are sub-par scores. Perez is making his 13th consecutive start in the Waste Management Phoenix Open. After missing the cut in his first six starts (2002-2007), the former ASU Sun Devil managed to keep a job for the weekend the following five years. Perez was disqualified after last year's first round for signing an incorrect scorecard. His best finish in this event is a T12 in 2012. Perez is making his eighth start of the 2013-2014 PGA TOUR Season. In addition to last week's T2 finish at Torrey Pines, he first finished inside the top 10 at the Sony Open in Hawaii (T8). Perez is in search of his second career PGA TOUR title this week, having previously won the 2009 Humana Challenge in partnership with the Clinton Foundation.

Kevin Stadler

Making his sixth start at the Waste Management Phoenix Open, Scottsdale resident Kevin Stadler comes into this week with a less-than-stellar TPC Scottsdale record. In his first start of 2008, he withdrew after the third round, finished T70 in 2010 and 2012 and missed the cut in 2011. He did manage a T11 finish last year, thanks largely to a final-round, 8-under 63. Stadler is making his sixth start of the 2013-2014 PGA TOUR Season, where he has already collected a pair of top-15 finishes. He claimed T10 honors at The McGladrey Classic and finished T12 a week later at the OHL Classic at Mayakoba. Stadler remains in search of his first PGA TOUR victory this week in his 239th career TOUR start. He has twice claimed a share of second place. He claimed a pair of top-5 finishes in 2013, first at the AT&T Pebble Beach National Pro-Am (T3) and then at the Deutsche Bank Championship (T4) in the FedExCup Playoffs.

Phil Mickelson

Making his 25th start at the Waste Management Phoenix Open, defending champion Phil Mickelson opened on Thursday with an even-par 71. Mickelson, who began on No. 10, recovered from a doublebogey-5 at No. 12 with birdies at 13, 14, 17, 1 and 4. Ensuing bogeys at No. 5 and 9 resulted in the even par score. Mickelson was forced to withdraw from last week's Farmers Insurance Open after round two with back pain. Following the thumbs up from doctors and a successful practice session Wednesday, he opted to return to TPC Scottsdale this week to defend his title. Mickelson is also scheduled to compete in next week's AT&T Pebble Beach National Pro-Am, an event he won in 1998, 2005, 2007 and 2012. Mickelson (1996, 2005, 2013) is hoping to become the first four-time winner of this event. Mark Calcavecchia, Gene Littler and Arnold Palmer also captured three tournament titles.

Additional Player Notes

Making his first-career start at the Waste Management Phoenix Open, Lee Westwood opened with a 4-under 67, highlighted by six birdies. In his second start in the event, three-time Major Championship winner Padraig Harrington opened with a 2-over 73. En route to his 1-under 70, Charles Howell III holed a 9-iron from 170 yards for an eagle-2 on No. 11. As first alternate, Ryo Ishikawa got into the field Wednesday night when Dudley Hart withdrew. Ishikawa, who finished

T7 at last week's Farmers Insurance Open, would've received entry into this week's field by virtue of that top-10 finish, but due to insufficient space (field of 132), he was placed on the alternate list and his finish at Torrey Pines would've carried over to the next succeeding open tournament awarding official victory status in which there is sufficient space in the field. Ishikawa opened with an even-par 71.

Miscellaneous Notes

There are seven past tournament champions in the field this week: Phil Mickelson/2013, 2005, 1996 (71), Kyle Stanley/2012 (78), Mark Wilson/2011 (74), Hunter Mahan/2010 (66), Aaron Baddeley/2007 (68), J.B. Holmes/2006/ 2008 (73) and Mark Calcavecchia/1989, 1992, 2001 (70).

Bogey-free rounds:

R1: Chris Kirk (65), Tommy Gainey (66), Hunter Mahan (66), Kiradech Aphibarnrat (66), Bryce Molder (67).

Scoring Averages at TPC Scottsdale:

	Front 9	Back 9	Total	Cumulative
Round 1	34.780	35.561	70.341	

Dudley Hart withdrew prior to the first round and was replaced by Ryo Ishikawa (71).

COMPLETED Second-Round Notes – Saturday, February 1, 2014

Weather: Partly cloudy, with an afternoon high of 63 degrees. Winds W 7-12 mph.

The second round, which was suspended due to darkness Friday at 6:05 p.m. with four players (Joe Ogilvie, Spencer Levin, Jason Bohn, Michael Putnam) yet to complete their round, resumed Saturday morning at 7:45 a.m. The round concluded at 8:09 a.m.

Second-Round Leaderboard

Matt Jones	65-65—130 (-12)
Bubba Watson	64-66—130 (-12)
Greg Chalmers	65-67—132 (-10)
Harris English	65-67—132 (-10)

36-Hole Cut

The 36-hole cut included 77 players at 1-under par 141 from a field of 131 professionals and one amateur. Joe Ogilvie, one of the four players who failed to complete his second round Friday, returned Saturday morning and made a 5'7" putt for birdie to move to 1-under and make the cut. Michael Putnam did not fare as well. He returned Saturday and birdied the par-4 17th to move to 2-under and what appeared to be safely inside the cut. A triple-bogey on No. 18, however, led to a missed cut. Last year marked the only time since 2006 that the 36-hole cut was made on Friday at the Waste Management Phoenix Open.

Matt Jones

Local favorite Matt Jones posted a second-consecutive 6-under 65 to share the lead at 12-under 130 with Bubba Watson. He is making his fifth start at the Waste Management Phoenix

Open, with his only previous made cut coming in 2012 (T40). Jones' round at a glance: 9 of 14 fairways, 14 of 18 greens, 2 of 2 sand saves, 27 putts. Jones is making his sixth start of the season, with a T13 at the Humana Challenge his best finish. Making his 150th career PGA TOUR start, Jones is in search of his first victory. His career-best finish was a T2 effort at the 2013 Greenbrier Classic. This marks the fifth time Jones has held at least a share of the 36-hole lead on the PGA TOUR, most recently at the 2012 Puerto Rico (finished T5, his best finish of the previous four such leads).

Bubba Watson

Local favorite Bubba Watson followed a 7-under 64 (tying his career-best round at TPC of Scottsdale/R4/2013) with a second-round 5-under 66 to share the lead with Matt Jones at the midway point of the Waste Management Phoenix Open. Watson's round at a glance: 8 of 14 fairways, 12 of 18 greens, 2 of 2 sand saves, 25 putts. In 28 rounds at TPC Scottsdale, Watson has yet to post an over-par round. His worst score is even-par 71, set on three occasions and most recently in the third round of 2013. Watson, making his eighth consecutive start in Phoenix, owns two top-10 finishes at the Waste Management Phoenix Open (2012-T5, 2007-T8). Most recently, he finished T15 a year ago. Watson's only missed cut in eight starts at the Waste Management Phoenix Open came in 2008. Watson is making his fourth start of the 2013-2014 PGA TOUR Season, with his best finish being a T8 at the World Golf Championships-HSBC Champions. In his 196th career PGA TOUR start since joining the TOUR in 2006, Watson is in search of his fifth TOUR title and first since the 2012 Masters. Watson has previously held the 36-hole lead/co-lead seven times, most recently at the 2013 Travelers Championship (finished 4th). The only time he went on to win was at the 2011 Zurich Classic of New Orleans.

Second-Round Lead Notes

Last year, Phil Mickelson held a four-stroke lead at the midway point en route to his 41st of 42 victories on the PGA TOUR (later adding the British Open) Through 10 events in the 2013-2014 PGA TOUR Season, the second-round leader/co-leader has won six times (most recently Patrick Reed (Humana Challenge).

Phil Mickelson

Making his 25th start at the Waste Management Phoenix Open, defending champion Phil Mickelson (T27) followed an opening-round even-par 71 with a 4-under 67. Mickelson was forced to withdraw from last week's Farmers Insurance Open after round two with back pain. Following the thumbs up from doctors and a successful practice session Wednesday, he opted to return to TPC Scottsdale this week to defend his title. Mickelson is also scheduled to compete in next week's AT&T Pebble Beach National Pro-Am, an event he won in 1998, 2005, 2007 and 2012. Mickelson (1996, 2005, 2013) is hoping to become the first four-time winner of this event. Mark Calcavecchia, Gene Littler and Arnold Palmer also captured three tournament titles.

Additional Player Notes

First-round co-leader Y.E. Yang posted a second-round 2-over 73 and is currently T16. Making his first-career start at the Waste Management Phoenix Open, Lee Westwood carded rounds of 67-75 to miss the cut. Chris Smith sits T38 and will make his first cut since the 2010 HP Byron Nelson Championship (finished T43).

Miscellaneous Notes

There are seven past tournament champions in the field this week: Hunter Mahan/2010 (T16), Phil Mickelson/2013, 2005, 1996 (T27), Aaron Baddeley/2007 (T27), J.B. Holmes/2006/2008

(T63), Mark Calcavecchia/1989, 1992, 2001 (T63), Kyle Stanley/2012 (MC), Mark Wilson/2011 (MC).

Bogey-free rounds:

R1: Chris Kirk (65), Tommy Gainey (66), Hunter Mahan (66), Kiradech Aphibarnrat (66), Bryce Molder (67). R2: Brandt Snedeker (64), Ryan Palmer (64), Lucas Glover (66), Ken Duke (67), Phil Mickelson (67), Patrick Reed (67), John Rollins (67).

Scoring Averages at TPC Scottsdale:

	Front 9	Back 9	Total	Cumulative
Round 1	34.780	35.561	70.341	---
Round 2	35.121	35.583	70.705	70.523

Third-Round Notes – Saturday, February 1, 2014

Weather: Partly cloudy with an afternoon high of 62 degrees, winds WSW 7-12 mph

Third-Round Leaderboard

Bubba Watson	64-66-68—198 (-15)
Kevin Stadler	65-68-67---200 (-13)
Ryan Moore	66-71-64—201 (-12)
Harris English	65-67-69—201 (-12)
Hideki Matsuyama	66-67-68—201 (-12)
Brendan Steele	66-74-62—202 (-11)

Bubba Watson

Bubba Watson takes a two-stroke lead over Kevin Stadler into the final round of the Waste Management Phoenix Open after a 68(-3) in round three. This is the seventh time Watson has had a share of or the outright lead heading into the final round of a PGA TOUR event. The last time was at the Travelers Championship in 2013 where Watson went into Sunday tied with Charley Hoffman and Graham DeLaet and shot a 70(E) to finish solo fourth. Watson's round at a glance: 8 of 14 fairways, 12 of 18 greens, 2 of 2 sand saves, 25 putts. On Saturday, at TPC Scottsdale, Watson extended his streak of consecutive rounds at even par or better to 29. His worst score is even-par 71, set on three occasions and most recently in the third round in 2013. Watson has a chance to become the fourth consecutive Waste Management Phoenix Open Champion to record all four tournament rounds in the 60's.

Year Champion Score

2013 Phil Mickelson	60-65-64-67—256(-28)
2012 Kyle Stanley	69-66-69-65—268(-20)
2011 Mark Wilson*	65-64-68-69—266(-18)

*Won playoff on second extra hole

Watson's final round scoring average is 70.00 through three events in the 2013-14 PGA TOUR season. Watson, making his eighth consecutive start in Scottsdale, owns two top-10 finishes at the Waste Management Phoenix Open (2012-T5, 2007-T8). Most recently, he finished T15 a year ago. In his 196th career PGA TOUR start since joining the TOUR in 2006, Watson is in search of his fifth TOUR title and first since the 2012 Masters.

Kevin Stadler

In his 239th PGA TOUR start, Kevin Stadler is looking for his first win on the PGA TOUR. Stadler has two runner-up finishes in his career on TOUR, the most recent coming at the Wyndham Championship in 2009, where he lost in a three-man playoff. The last time Stadler played in the final group on Sunday was at the OHL Classic at Mayakoba earlier this season. Stadler carded a final round 74(+3) and finished T12. Stadler's round at a glance: 8 of 14 fairways, 13 of 18 greens, 0 for 1 sand saves, 27 putts. Through five events of the season Stadler's final round scoring average is 71.20.

Harris English

Harris English is three back heading into Sunday and looking to earn his second win of the 2013-14 PGA TOUR season and the third of his career. Earlier this season, at the OHL Classic at Mayakoba, English trailed Robert Karlsson by one-stroke heading into Sunday and fired a final round 65(-6) to earn the second win of his PGA TOUR career. English's round at a glance: 10 of 14 fairways, 13 of 18 greens, 2 of 3 sand saves, 29 putts. English's final round scoring average through seven events this season is 67.86.

Ryan Moore

Ryan Moore beat his career best round at the Waste Management Phoenix Open by one on Saturday when he fired a 64(-7). In 2013, Moore carded consecutive rounds of 65(-6) on the weekend and finished the tournament in fourth place. In his previous eight starts, his solo fourth in '13 is his best finish at this event. Moore's round in detail: 13 of 14 fairways, 13 of 18 greens, 1 of 1 sand saves, 25 putts. On Sunday, Moore will be trying to win his second event of the 2013-14 PGA TOUR season. Last October, Moore won the CIMB Classic by defeating Gary Woodland in a playoff. Moore's final round scoring average this season is 70.00 through five events this season.

Hideki Matsuyama

In just his 16th start on the PGA TOUR, Hideki Matsuyama is looking to become the youngest winner in tournament history at the Waste Management Phoenix Open at 21 years, 11 months, & eight days. Currently the youngest winner is Jerry Pate (1977) at 23 years, three months, & three days. Matsuyama joined the PGA TOUR in 2013 after finishing inside the top 125 of the FedExCup points list. Matsuyama's career-best finish on TOUR came at the Frys.com Open (T3), the first event of the new season. Matsuyama's final round scoring average is 69.67 through four events this season. Matsuyama's round in detail: 10 of 14 fairways, 15 of 18 greens, 1 of 3 sand saves, 30 putts.

Brendan Steele

Steele's bogey-free 62(-9) in the third round is a new career-low, his previous best round was a 64(-8) at the Humana Challenge in 2013. In competitive play at TPC Scottsdale, Steele has recorded 13 of 15 rounds at par or better. Steele's third round detail: hit 12 of 14 fairways, 15 of 18 greens, 2 of 3 sand saves, 25 putts. Through six events of the season Steele's final round scoring average is 69.75. Steele is closing in on his third consecutive top six finish at the Waste Management Phoenix Open.

Year Finish

2013 – T6

2012 – T5

Steele's one win on the PGA TOUR came at the Valero Texas Open in 2011 in which he lead or had a share of the lead for three consecutive rounds.

Additional Player Notes

Second round co-leader Matt Jones falls back into a tie for sixth after a third round 72(+1) Waste Management Phoenix Open defending champion, Phil Mickelson (T40), couldn't get much going in round three shooting a one-over par 72.

Miscellaneous Notes

There are seven past tournament champions in the field this week: Hunter Mahan/2010 (T6), Phil Mickelson/2013, 2005, 1996 (T40), Aaron Baddeley/2007 (T54), J.B. Holmes/2006/2008 (T54), Mark Calcavecchia/1989, 1992, 2001 (T65), Kyle Stanley/2012 (MC), Mark Wilson/2011 (MC).

Bogey-free rounds:

R1: Chris Kirk (65), Tommy Gainey (66), Hunter Mahan (66), Kiradech Aphibarnrat (66), Bryce Molder (67). R2: Brandt Snedeker (64), Ryan Palmer (64), Lucas Glover (66), Ken Duke (67), Phil Mickelson (67), Patrick Reed (67), John Rollins (67). R3: Brendan Steele (62), Ryan Moore (64), Matt Every (67), John Rollins (67), Charles Howell II (67), Chris Stroud (68), Kevin Na (68).

Scoring Averages at TPC Scottsdale:

	Front 9	Back 9	Total	Cumulative
Round 1	34.780	35.561	70.341	---
Round 2	35.121	35.583	70.705	---
Round 3	34.714	35.623	70.338	70.481

FINAL-Round Notes – Sunday, February 2, 2014

Weather: Partly cloudy, with an afternoon high of 63 degrees. Winds SSW 4-7 mph.

Final-Round Leaderboard

Kevin Stadler	65-68-67-68—268 (-16)
Graham DeLaet	67-72-65-65—269 (-15)
Bubba Watson	64-66-68-71—269 (-15)
Hunter Mahan	66-71-65-68—270 (-14)

Kevin Stadler

Kevin Stadler, who entered the final round trailing Bubba Watson by two strokes, carded a 3-under 68 to finish the Waste Management Phoenix Open at 16-under 268. Watson (71) and Graham DeLaet (65) finished one stroke behind. Stadler collects 500 FedExCup points and moves from No. 46 to No. 7 in the standings. Stadler posts his first TOUR victory in his 239th PGA TOUR start at the age of 33 years, 11 months and 28 days. His previous-best finish on TOUR were runner-up finishes at the 2007 Reno-Tahoe Open and the 2009 Wyndham Championship (lost in a three-player playoff).

List of players who made the Waste Management Phoenix Open their first TOUR win:

1954	Ed Furgol
1965	Rod Funseth
1966	Dudley Wysong
1976	Bob Gilder
1980	Jeff Mitchell
1987	Paul Azinger
1990	Tommy Armour III
1998	Jesper Parnevik
2006	J.B. Holmes

2012 Kyle Stanley
2014 Kevin Stadler

By virtue of his win, Kevin and Craig Stadler (a 13-time winner) become the ninth father-son combo to win on the PGA TOUR. Jay and Bill Haas were the last to perform the feat.

Craig Stadler mentioned in a post-round phone call Sunday with local media that the 2014 Masters will be his last start at the annual event. It will mark what is believed to be the first time a father and son have teed it up in the same year at the Masters Tournament.

Prior to Sunday, the last time Stadler played in the final group on Sunday was at the OHL Classic at Mayakoba earlier this season. That week he carded a final round 74(+3) to finish T12.

Stadler wins in his sixth start at the Waste Management Phoenix Open (2008-WD, 2010-T70, 2011-MC, 2012-T70, 2013-T11, 2014-1).

Stadler's week included an opening-round 6-under 65, his second-best score at TPC Scottsdale (63/R4/2013).

Stadler is 32-under the last two years at this event (16-under in both 2013 and 2014), including all eight rounds in the 60s.

Stadler wins in his sixth start of the 2013-2014 PGA TOUR Season, with his previous-best finish being a T10 at the McGladrey Classic. This week marked his fourth top-10 finish in those six starts.

Stadler is expected to sneak into the top 60 in the Official World Golf Rankings (from No. 127). Scoring breakdown: par-3s (-2), par-4s (-7), par-5s (-7).

Additional highlights of Stadler's victory:

- Out of 11 events, posts fifth win (four players) by a player in his 30s this season, joining two-time winner Jimmy Walker, Ryan Moore and Zach Johnson.
- Becomes the fourth consecutive Waste Management Phoenix Open champion to record all four rounds in the 60's.
- Records the sixth come-from-behind win in 11 events this season, including the sixth in the last seven events.
- 2013-14 starts-made cuts-top-10s-wins: 6-6-2-1

Stadler's statistical breakdown:

Category	Figures/Percentage	Rank
Driving Accuracy	38 of 56 (67.9 percent)	T10
Driving Distance	309.0 yards	23
Greens in Regulation	56 of 72 (77.8 percent)	T10
Total Putts	115	T20
Strokes-Gained Putting	+0.463/avg. per round	35

About Kevin Stadler

Birthdate: 2/5/80

Birthplace: Reno, Nev.

Resides: Scottsdale, Arizona

Education: University of Southern California (2002)

Family: Single
Height/Weight: 5-10, 250
Turned Pro: 2002
Joined TOUR: 2005
Web.com Tour Graduate: 2004, 2006

Bubba Watson

Bubba Watson, who entered the final round with a two-stroke lead over Kevin Stadler, bogeyed two of his last three holes for an even-par 71. Along with Graham DeLaet, he finished one stroke behind Kevin Stadler. Watson had shared the first- and second-round leads this week. Watson was seeking his fifth TOUR victory and first since 2012: 2010 Travelers Championship, 2011 Farmers Insurance Open, 2011 Zurich Classic of New Orleans, 2012 Masters Tournament. Watson's week included an opening-round 7-under 64, equaling his career-best round at TPC Scottsdale (R4/2013).

In 30 rounds at TPC Scottsdale, Watson has yet to post an over-par round. His worst score is even-par 71, set on four occasions and most recently during today's final round. Watson collects his third top-10 finish at the event (2014-T2, 2012-T5, 2007-T8). This week marked the seventh time Watson carried the lead/co-lead into the final round of a PGA TOUR event. The only one he converted into victory was the 2011 Zurich Classic of New Orleans.

Additional Player Notes

Just one week after a T2 finish at the Farmers Insurance Open, Graham DeLaet birdied the final two holes for a 6-under 65 and T2. DeLaet's other runner-up effort in 86 career starts on TOUR came at The Barclays in 2013.

In just his 16th start on the PGA TOUR, Hideki Matsuyama (21 years, 11 months, 8 days) finished T4 in his attempt to become the youngest winner in Waste Management Phoenix Open history. The youngest winner is Jerry Pate (1977) at 23 years, three months, & three days. Matsuyama's career-best finish on TOUR came at the Frys.com Open (T3), the first event of the new season.

Charles Howell III, who made his 399th career PGA TOUR start this week, finished T6 for his second top 10 in 13 starts at the Waste Management Phoenix Open (T4 in 2010). Sunday's 65 marks his best score in 48 rounds at the event. Howell has missed just two cuts (2009, 2011) in his 13 starts at TPC Scottsdale.

Brendan Steele, who earlier this week carded a career-low 9-under 62, finished inside the top-6 for the third-consecutive season at the Waste Management Phoenix Open (2012-T5, 2013-T6, 2014-T6).

2013 Shriners Hospitals for Children Open winner Webb Simpson's 10th-place finish is his fourth top 10 in five starts this season.

Making his 25th start at the Waste Management Phoenix Open, defending champion Phil Mickelson finished T42 in his attempt to become the first four-time winner of this event. Mark Calcavecchia, Gene Littler and Arnold Palmer also captured three tournament titles.

Jimmy Walker, who did not play this week, retains the top spot in the FedExCup standings with 1,233 points. Harris English (9th this week) is second, 257 points behind.

Miscellaneous Notes

The last international winner of the Waste Management Phoenix Open was Australia's Aaron Baddeley in 2007. Since moving to TPC Scottsdale in 1987, the only international winners have been Sandy Lyle/1988 (Scotland), Vijay Singh/1995, 2003 (Fiji), Jesper Parnevik/1998 (Sweden) and Baddeley.

Two internationals finished in the top 10 this week: Graham DeLaet (T2) and Hideki Matsuyama (T4).

Seven past champions competed this week: Hunter Mahan/2010 (T4), Phil Mickelson/2013, 2005, 1996 (T42), Aaron Baddeley/2007 (T48), J.B. Holmes/2006/2008 (T58), Mark Calcavecchia/1989, 1992, 2001 (T69), Kyle Stanley/2012 (MC), Mark Wilson/2011 (MC).

Bogey-free rounds:

R1: Chris Kirk (65), Tommy Gainey (66), Hunter Mahan (66), Kiradech Aphibarnrat (66), Bryce Molder (67). R2: Brandt Snedeker (64), Ryan Palmer (64), Lucas Glover (66), Ken Duke (67), Phil Mickelson (67), Patrick Reed (67), John Rollins (67). R3: Brendan Steele (62), Ryan Moore (64), Matt Every (67), John Rollins (67), Charles Howell II (67), Chris Stroud (68), Kevin Na (68). R4: Webb Simpson (66), Justin Hicks (67), Jonas Blixt (68)

Scoring Averages at TPC Scottsdale:

	Front 9	Back 9	Total	Cumulative
Round 1	34.780	35.561	70.341	---
Round 2	35.121	35.583	70.705	70.523
Round 3	34.714	35.623	70.338	70.481
Round 4	35.455	35.909	71.364	70.644



2015 WASTE MANAGEMENT PHOENIX OPEN MEDIA GUIDE

**SECTION 7:
2014 ROUND 1 STATS**



2014 Waste Management Phoenix Open
TPC Scottsdale
First Round Tournament Summary



1	Y.E. Yang	-7 34 - 30 - 64	Charley Hoffman	-1 33 - 37 - 70	
	Bubba Watson	-7 31 - 33 - 64	Chris Smith	-1 33 - 37 - 70	
3	Pat Perez	-6 34 - 31 - 65	66	Ricky Barnes	E 33 - 38 - 71
	Kevin Stadler	-6 30 - 35 - 65		Nicholas Thompson	E 35 - 36 - 71
	William McGirt	-6 33 - 32 - 65		Ryo Ishikawa	E 34 - 37 - 71
	Greg Chalmers	-6 33 - 32 - 65		Scott Langley	E 35 - 36 - 71
	Matt Jones	-6 33 - 32 - 65		Rickie Fowler	E 36 - 35 - 71
	Harris English	-6 31 - 34 - 65		Billy Horschel	E 35 - 36 - 71
	Chris Kirk	-6 32 - 33 - 65		Jhonattan Vegas	E 35 - 36 - 71
10	Hunter Mahan	-5 33 - 33 - 66		Phil Mickelson	E 36 - 35 - 71
	Keegan Bradley	-5 32 - 34 - 66		Steven Bowditch	E 33 - 38 - 71
	Ryan Moore	-5 32 - 34 - 66		Joe Ogilvie	E 35 - 36 - 71
	Tommy Gainey	-5 32 - 34 - 66		Richard H. Lee	E 35 - 36 - 71
	Jason Kokrak	-5 34 - 32 - 66		Luke Guthrie	E 34 - 37 - 71
	Brendon de Jonge	-5 35 - 31 - 66		Kris Blanks	E 34 - 37 - 71
	Brendan Steele	-5 34 - 32 - 66		Cameron Tringale	E 38 - 33 - 71
	Hideki Matsuyama	-5 32 - 34 - 66		Kevin Streelman	E 34 - 37 - 71
	Kiradech Aphibamrat	-5 32 - 34 - 66		Geoff Ogilvy	E 36 - 35 - 71
19	Bryce Molder	-4 33 - 34 - 67		K.J. Choi	E 33 - 38 - 71
	James Driscoll	-4 34 - 33 - 67		Justin Hicks	E 34 - 37 - 71
	Sang-Moon Bae	-4 35 - 32 - 67	84	Kevin Chappell	+1 34 - 38 - 72
	Martin Laird	-4 35 - 32 - 67		David Lingmerth	+1 36 - 36 - 72
	Erik Compton	-4 32 - 35 - 67		Marc Leishman	+1 37 - 35 - 72
	Spencer Levin	-4 33 - 34 - 67		Angel Cabrera	+1 34 - 38 - 72
	Michael Putnam	-4 31 - 36 - 67		George McNeill	+1 36 - 36 - 72
	John Mallinger	-4 33 - 34 - 67		Carl Pettersson	+1 36 - 36 - 72
	Graham DeLaet	-4 33 - 34 - 67		Michael Thompson	+1 36 - 36 - 72
	Lee Westwood	-4 34 - 33 - 67		Paul Goydos	+1 36 - 36 - 72
	Patrick Reed	-4 35 - 32 - 67		Martin Flores	+1 35 - 37 - 72
	Gary Woodland	-4 33 - 34 - 67		Matt Every	+1 36 - 36 - 72
	Scott Piercy	-4 34 - 33 - 67		John Rollins	+1 37 - 35 - 72
32	Russell Henley	-3 34 - 34 - 68		Roberto Castro	+1 36 - 36 - 72
	Webb Simpson	-3 35 - 33 - 68		Retief Goosen	+1 34 - 38 - 72
	Jonathan Byrd	-3 35 - 33 - 68		Justin Leonard	+1 38 - 34 - 72
	John Peterson	-3 33 - 35 - 68		Rory Sabbatini	+1 36 - 36 - 72
	Aaron Baddeley	-3 34 - 34 - 68		Derek Ernst	+1 35 - 37 - 72
	David Hearn	-3 32 - 36 - 68		Charlie Wi	+1 34 - 38 - 72
	Jonas Blixt	-3 33 - 35 - 68		Jeff Overton	+1 39 - 33 - 72
	Ben Curtis	-3 34 - 34 - 68		Brian Davis	+1 34 - 38 - 72
40	Nicolas Colsaerts	-2 31 - 38 - 69		David Lynn	+1 36 - 36 - 72
	Morgan Hoffmann	-2 35 - 34 - 69		James Hahn	+1 37 - 35 - 72
	Martin Kaymer	-2 33 - 36 - 69	105	Andres Romero	+2 38 - 35 - 73
	Ian Poulter	-2 34 - 35 - 69		J.B. Holmes	+2 37 - 36 - 73
	Bill Haas	-2 35 - 34 - 69		D.H. Lee	+2 35 - 38 - 73
	Ben Crane	-2 36 - 33 - 69		Woody Austin	+2 36 - 37 - 73
	Fred Funk	-2 31 - 38 - 69		Josh Teater	+2 38 - 35 - 73
	Nick Watney	-2 34 - 35 - 69		Padraig Harrington	+2 37 - 36 - 73
	Brian Gay	-2 32 - 37 - 69		Charlie Beljan	+2 34 - 39 - 73
	Vijay Singh	-2 35 - 34 - 69		Ted Potter, Jr.	+2 38 - 35 - 73
50	Robert Garrigus	-1 36 - 34 - 70		Brian Stuard	+2 39 - 34 - 73
	Charles Howell III	-1 33 - 37 - 70		Danny Lee	+2 35 - 38 - 73
	Scott Stallings	-1 35 - 35 - 70		A Ki Taek Lee	+2 33 - 40 - 73
	D.A. Points	-1 33 - 37 - 70	116	Mark Wilson	+3 36 - 38 - 74
	Daniel Summerhays	-1 35 - 35 - 70		David Toms	+3 36 - 38 - 74
	Chris Stroud	-1 35 - 35 - 70		Brian Harman	+3 37 - 37 - 74
	Jason Bohn	-1 34 - 36 - 70		Kevin Tway	+3 35 - 39 - 74
	Brandt Snedeker	-1 33 - 37 - 70	120	J.J. Henry	+4 39 - 36 - 75
	John Huh	-1 32 - 38 - 70		Mike Weir	+4 37 - 38 - 75
	Kevin Na	-1 35 - 35 - 70		Jeff Maggert	+4 39 - 36 - 75
	Scott Verplank	-1 34 - 36 - 70		John Merrick	+4 36 - 39 - 75
	Ken Duke	-1 34 - 36 - 70	124	Joey Snyder III	+5 37 - 39 - 76
	Mark Calcavecchia	-1 36 - 34 - 70		Stephen Ames	+5 39 - 37 - 76
	Camilo Villegas	-1 34 - 36 - 70		Ryan Palmer	+5 38 - 38 - 76





2014 Waste Management Phoenix Open
TPC Scottsdale
First Round Tournament Summary



	Bo Van Pelt	+5 37 - 39 - 76
	Robert Allenby	+5 38 - 38 - 76
129	Gonzalo Fdez-Castano	+7 39 - 39 - 78
	Kyle Stanley	+7 40 - 38 - 78
131	Lucas Glover	+8 39 - 40 - 79
	Paul Trittler	+8 39 - 40 - 79



2014 Waste Management Phoenix Open First Round Top Players



Course	Hole	1	2	3	4	5	6	7	8	9	Out	10	11	12	13	14	15	16	17	18	In	Total		
TS TPC Scottsdale	Par	4	4	5	3	4	4	3	4	4	35	4	4	3	5	4	5	3	4	4	36	71		
1 Y.E. Yang											-7													
DD1 DD2 FH SH SS PT GR SGP Course																								
1 306 313 10 1 1 28 17 0.975 TS		(3)	4	(4)	3	4	4	(4)	4	4	34	(3)	4	(2)	(4)	(3)	5	3	(3)	(3)	30	64	64	
Bubba Watson											-7													
DD1 DD2 FH SH SS PT GR SGP Course																								
1 330 351 11 1 0 28 17 1.696 TS		(3)	(3)	5	3	4	(3)	3	(3)	4	31	4	(5)	3	(4)	(3)	5	(2)	(3)	4	33	64	64	
3 Pat Perez											-6													
DD1 DD2 FH SH SS PT GR SGP Course																								
1 303 313 10 4 1 26 14 1.020 TS		4	4	(6)	3	4	4	3	(3)	(3)	34	(3)	(3)	(2)	5	4	(4)	(2)	4	4	31	65	65	
Kevin Stadler											-6													
DD1 DD2 FH SH SS PT GR SGP Course																								
1 290 345 9 0 0 26 14 3.430 TS		4	(3)	(4)	(2)	4	4	(2)	(3)	4	30	4	(5)	3	(4)	4	(4)	3	4	4	35	65	65	
William McGirt											-6													
DD1 DD2 FH SH SS PT GR SGP Course																								
1 282 261 9 1 1 24 12 3.942 TS		(5)	(3)	(4)	3	4	4	3	(3)	4	33	4	(3)	3	(4)	4	(4)	3	(3)	4	32	65	65	
Greg Chalmers											-6													
DD1 DD2 FH SH SS PT GR SGP Course																								
1 290 286 8 4 3 26 13 3.171 TS		(3)	4	5	3	4	(3)	3	4	4	33	(3)	4	3	(4)	4	(4)	(4)	(2)	(2)	32	65	65	
Matt Jones											-6													
DD1 DD2 FH SH SS PT GR SGP Course																								
1 322 342 10 3 1 26 14 -0.742 TS		4	(3)	5	3	4	4	(2)	4	4	33	4	(3)	3	(3)	4	5	(2)	(3)	(5)	32	65	65	
Harris English											-6													
DD1 DD2 FH SH SS PT GR SGP Course																								
1 310 323 10 0 0 28 14 0.287 TS		(3)	4	(4)	3	(3)	(3)	3	4	4	31	4	4	(2)	(4)	(3)	(4)	(4)	4	4	(5)	34	65	65
Chris Kirk											-6													
DD1 DD2 FH SH SS PT GR SGP Course																								
1 321 332 11 2 1 27 15 2.954 TS		4	4	(4)	3	(3)	(3)	3	4	4	32	4	(3)	3	5	(3)	(4)	3	4	4	33	65	65	
10 Hunter Mahan											-5													
DD1 DD2 FH SH SS PT GR SGP Course																								
1 291 288 10 1 1 30 16 0.726 TS		(3)	4	5	3	4	(3)	3	4	4	33	(3)	4	3	(4)	4	(4)	3	4	4	33	66	66	
Keegan Bradley											-5													
DD1 DD2 FH SH SS PT GR SGP Course																								
1 306 314 10 1 1 29 14 1.088 TS		(3)	(3)	(4)	(2)	4	4	3	4	(5)	32	4	(5)	3	(4)	4	(4)	3	(3)	4	34	66	66	
Ryan Moore											-5													
DD1 DD2 FH SH SS PT GR SGP Course																								
1 298 284 8 2 2 28 14 3.573 TS		(3)	4	(4)	3	4	4	3	4	(3)	32	4	4	(2)	(4)	4	5	(4)	(3)	4	34	66	66	



2014 Waste Management Phoenix Open First Round Top Players



Course		Hole	1	2	3	4	5	6	7	8	9	Out	10	11	12	13	14	15	16	17	18	In	Total
TS	TPC Scottsdale	Par	4	4	5	3	4	4	3	4	4	35	4	4	3	5	4	5	3	4	4	36	71

Tommy Gainey -5

DD1	DD2	FH	SH	SS	PT	GR	SGP	Course																							
1	300	352	9	1	0	24	11	4.213	TS	4	③	5	3	4	③	3	4	③	32	4	4	②	5	4	5	3	③	4	34	66	66

Jason Kokrak -5

DD1	DD2	FH	SH	SS	PT	GR	SGP	Course																							
1	311	298	8	5	2	24	11	2.734	TS	4	③	④	3	4	4	②	⑤	⑤	34	4	4	②	5	4	④	3	③	③	32	66	66

Brendon de Jonge -5

DD1	DD2	FH	SH	SS	PT	GR	SGP	Course																								
1	297	307	10	0	0	29	15	0.363	TS	4	③	5	3	4	⑤	3	4	4	35	③	4	②	④	4	④	④	④	③	③	31	66	66



2014 Waste Management Phoenix Open
First Round Course Statistics Table
TPC Scottsdale TS 7152 yards 35-36--71



Round 1	
Driving Distance Leader	353-Colsaerts
Driving Distance Holes: 8, 13	
Longest Drive	362-DelLaet
Hole 1	313-Lynn
Hole 2	342-Ishikawa
Hole 3	350-Baddeley
Hole 4	
Hole 5	341-Beijan
Hole 6	334-Aphibarnrat
Hole 7	
Hole 8	351-Colsaerts
Hole 9	359-Blanks
Hole 10	346-Watson
Hole 11	343-Pettersson
Hole 12	
Hole 13	362-DelLaet
Hole 14	332-Hahn
Hole 15	350-Hahn
Hole 16	
Hole 17	335-Watson
Hole 18	347-Watson
Most Fairways Hit	13-Duke, Merrick
Most Greens in Regulation	17-Yang, Watson
Approach Proximity To Hole	23' 6"-Westwood
Longest Putt Made	70' 8"-Verplank
Most 1 Putts	12-Aphibarnrat, Kokrak





2014 Waste Management Phoenix Open
TPC Scottsdale
First Round Course Statistics



Total For First Round Posting 132 Scores

Hole	Par	Average	Double		Birdies	Pars	Bogeys	Double Triple		Min	Max	Rank	Avg Over	
			Eagles-	Eagles				Bogeys	Bogey+				Under-	Par
1	4	3.947	0	0	32	77	21	2	0	3	6	11	-	.053
2	4	3.917	0	0	30	84	17	1	0	3	6	14	-	.083
3	5	4.689	0	4	45	71	12	0	0	3	6	16	-	.311
4	3	2.932	0	0	30	81	21	0	0	2	4	13	-	.068
5	4	3.977	0	0	29	84	12	7	0	3	6	9	-	.023
6	4	4.197	0	0	15	85	24	7	1	3	7	3	.	197
7	3	3.152	0	0	10	92	30	0	0	2	4	5	.	152
8	4	3.985	0	0	26	82	24	0	0	3	5	7	-	.015
9	4	3.985	0	0	15	104	13	0	0	3	5	7	-	.015
OUT	35	34.780	0	4	232	760	174	17	1					
10	4	3.947	0	0	19	103	8	2	0	3	6	11	-	.053
11	4	4.174	0	1	18	77	29	7	0	2	5	4	.	174
12	3	3.008	0	0	27	79	24	2	0	2	5	6	.	008
13	5	4.561	0	7	58	56	9	1	1	3	8	18	-	.439
14	4	3.970	0	0	20	98	12	2	0	3	6	10	-	.030
15	5	4.788	0	0	52	60	17	2	1	4	8	15	-	.212
16	3	3.288	0	0	7	85	35	5	0	2	5	1	.	288
17	4	3.606	0	3	54	67	8	0	0	2	5	17	-	.394
18	4	4.220	0	0	18	78	25	11	0	3	6	2	.	220
IN	36	35.561	0	11	273	703	167	32	2					
TOT	71	70.341	0	15	505	1463	341	49	3					

Round 1

Rounds Below 70	49
Rounds Below Par	65
Rounds Par and Below	83
Rounds At Even Par	18
Rounds Over Par	49
Rounds 80 and Over	0





2014 Waste Management Phoenix Open
(The 11th of 41 events in the PGA TOUR Season)

Scottsdale, Ariz. Jan. 30-Feb. 2, 2014 Purse: \$6,200,000 (\$1,116,000 winner)
TPC Scottsdale Par/Yards: 35-36—71/7,152 yards 500 FedExCup points to winner

COMPLETED First-Round Notes – Friday, January 31, 2014

Weather: Partly cloudy, with an afternoon high of 74 degrees. Winds SW 10-15 mph.

Ten players returned at 8:00 a.m. to complete their first round. The first round was completed at 8:42 a.m. Round two began as scheduled at 7:30 a.m.

First-Round Leaderboard

Bubba Watson	64 (-7)
Y.E. Yang	64 (-7)
Seven players	65 (-6)

Bubba Watson

After a two-under-through-two start, Bubba Watson added additional birdies at 6, 8, 13, 14, 16 and 17 to post an opening-round, 7-under 64, tying his best score at TPC Scottsdale in eight consecutive starts. Watson also posted the 7-under score in last year's final round.

Prior to last year's 15th-place finish, his two top-10s in the event came in 2012 (T5) and 2007 (T8). In seven previous starts in the event, his only missed cut came in 2008.

Watson is making his fourth start of the 2013-2014 PGA TOUR season, with his best finish being a T8 at the World Golf Championships-HSBC Champions.

In his 196th career PGA TOUR start since joining the TOUR in 2006, he is in search of his fifth TOUR title and first since the 2012 Masters.

Watson hit 17 of 18 greens in regulation in the first round, missing at only the par-4 sixth hole. Despite the slightly long approach shot to the fringe, Watson made the putt for birdie from 18" 10'.

Of the three previous occasions Watson has held at least a share of the 18-hole lead, the 2011 Zurich Classic of New Orleans was the only one which resulted in victory.

Y.E. Yang

With six birdies and no bogeys on his inward nine (Nos. 10-18), South Korea's Y.E. Yang made a good first step at interrupting the event's consecutive list of American winners. Not since Australia's Aaron Baddeley in 2007 has an international player hoisted the tournament's trophy. Since moving to TPC Scottsdale in 1987, the only international winners have been Sandy Lyle/1988 (Scotland), Vijay Singh/1995, 2003 (Fiji), Jesper Parnevik/1998 (Sweden) and Baddeley.

Of Yang's eight previous starts this season, a T28 at last week's Farmers Insurance Open is his best finish.

Yang is making his fifth consecutive start in this event, with a 3rd and T8 in 2010 and 2011, respectively, his best showings. Yang finished T72 last year, despite opening with a 6-under 65.

Yang is in search of his third career PGA TOUR win, and first since the 2009 PGA Championship. Earlier that year, he claimed his first TOUR title at The Honda Classic.

Yang was near-perfect in the greens-in-regulation category in round one, hitting all but No. 11.

This marks Yang's first 18-hole lead/co-lead.

First-Round Lead Notes

Phil Mickelson's 4-stroke, opening-round lead at last year's Waste Management Phoenix Open is the largest in event history. The previous record was three strokes: Paul Runyan (1940/Phoenix CC/finished 9th), Arnold Palmer (1962/Phoenix CC/won) and Davis Love III (1988/TPC Scottsdale/finished 4th).

Since 2000, the only two first-round leaders of the event to hang on for the win were Tom Lehman, who opened in 2000 with a 8-under 63. He won by one stroke. Mickelson's opening-round 60 last year resulted in a 4-stroke win over Brandt Snedeker.

Through 10 events in the 2013-2014 PGA TOUR Season, the first-round leader has emerged victorious twice. Ryan Moore achieved the feat via sudden death at the CIMB Classic, and Patrick Reed's opening-round, 9-under 63 at the Humana Challenge two weeks ago led to a 2-stroke win.

Pat Perez

A week removed from his T2 finish at the Farmers Insurance Open, Scottsdale resident Pat Perez' 6-under 65 in round one extends his streak of par-or-better rounds to 18, dating to the final round of the 2013 McGladrey Classic. Of those 18, 16 are sub-par scores.

Perez is making his 13th consecutive start in the Waste Management Phoenix Open. After missing the cut in his first six starts (2002-2007), the former ASU Sun Devil managed to keep a job for the weekend the following five years. Perez was disqualified after last year's first round for signing an incorrect scorecard. His best finish in this event is a T12 in 2012.

Perez is making his eighth start of the 2013-2014 PGA TOUR Season. In addition to last week's T2 finish at Torrey Pines, he first finished inside the top 10 at the Sony Open in Hawaii (T8).

Perez is in search of his second career PGA TOUR title this week, having previously won the 2009 Humana Challenge in partnership with the Clinton Foundation.

Kevin Stadler

Making his sixth start at the Waste Management Phoenix Open, Scottsdale resident Kevin Stadler comes into this week with a less-than-stellar TPC Scottsdale record. In his first start of 2008, he withdrew after the third round, finished T70 in 2010 and 2012 and missed the cut in 2011. He did manage a T11 finish last year, thanks largely to a final-round, 8-under 63.

Stadler is making his sixth start of the 2013-2014 PGA TOUR Season, where he has already collected a pair of top-15 finishes. He claimed T10 honors at The McGladrey Classic and finished T12 a week later at the OHL Classic at Mayakoba.

Stadler remains in search of his first PGA TOUR victory this week in his 239th career TOUR start. He has twice claimed a share of second place. He claimed a pair of top-5 finishes in 2013, first at the AT&T Pebble Beach National Pro-Am (T3) and then at the Deutsche Bank Championship (T4) in the FedExCup Playoffs.

Phil Mickelson

Making his 25th start at the Waste Management Phoenix Open, defending champion Phil Mickelson opened on Thursday with an even-par 71. Mickelson, who began on No. 10, recovered from a double-bogey-5 at No. 12 with birdies at 13, 14, 17, 1 and 4. Ensuing bogeys at No. 5 and 9 resulted in the even-par score.

Mickelson was forced to withdraw from last week's Farmers Insurance Open after round two with back pain. Following the thumbs up from doctors and a successful practice session Wednesday, he opted to return to TPC Scottsdale this week to defend his title. Mickelson is also scheduled to compete in next week's AT&T Pebble Beach National Pro-Am, an event he won in 1998, 2005, 2007 and 2012.

Mickelson (1996, 2005, 2013) is hoping to become the first four-time winner of this event. Mark Calcavecchia, Gene Littler and Arnold Palmer also captured three tournament titles.

Additional Player Notes

Making his first-career start at the Waste Management Phoenix Open, Lee Westwood opened with a 4-under 67, highlighted by six birdies.

In his second start in the event, three-time Major Championship winner Pádraig Harrington opened with a 2-over 73.

En route to his 1-under 70, Charles Howell III holed a 9-iron from 170 yards for an eagle-2 on No. 11.

As first alternate, Ryo Ishikawa got into the field Wednesday night when Dudley Hart withdrew. Ishikawa, who finished T7 at last week's Farmers Insurance Open, would've received entry into this week's field by virtue of that top-10 finish, but due to insufficient space (field of 132), he was placed on the alternate list and his finish at Torrey Pines would've carried over to the next succeeding open tournament awarding official victory status in which there is sufficient space in the field. Ishikawa opened with an even-par 71.

Miscellaneous Notes

There are seven past tournament champions in the field this week: Phil Mickelson/2013, 2005, 1996 (71), Kyle Stanley/2012 (78), Mark Wilson/2011 (74), Hunter Mahan/2010 (66), Aaron Baddeley/2007 (68), J.B. Holmes/2006/ 2008 (73) and Mark Calcavecchia/1989, 1992, 2001 (70).

Bogey-free rounds:

R1: Chris Kirk (65), Tommy Gainey (66), Hunter Mahan (66), Kiradech Aphibarnrat (66), Bryce Molder (67).

Scoring Averages at TPC Scottsdale:

	Front 9	Back 9	Total	Cumulative
Round 1	34.780	35.561	70.341	

Dudley Hart withdrew prior to the first round and was replaced by Ryo Ishikawa (71).

Notes created by: Doug Milne, PGA TOUR Communications Manager, (904-614-0657)

Please visit www.pgatourmedia.com for further information.



2015 WASTE MANAGEMENT PHOENIX OPEN MEDIA GUIDE

**SECTION 8:
2014 ROUND 2 STATS**



2014 Waste Management Phoenix Open
TPC Scottsdale
Second Round Tournament Summary



1	Matt Jones	-12	65 65	130	Geoff Ogilvy	-1	71 70	141
	Bubba Watson	-12	64 66	130	K.J. Choi	-1	71 70	141
3	Greg Chalmers	-10	65 67	132	Vijay Singh	-1	69 72	141
	Harris English	-10	65 67	132	Derek Ernst	-1	72 69	141
5	Hideki Matsuyama	-9	66 67	133	Mark Calcavecchia	-1	70 71	141
	Pat Perez	-9	65 68	133	Brian Davis	-1	72 69	141
	Kevin Stadler	-9	65 68	133	Brian Stuard	-1	73 68	141
8	William McGirt	-8	65 69	134	Charley Hoffman	-1	70 71	141
	Brandt Snedeker	-8	70 64	134	Camilo Villegas	-1	70 71	141
	Patrick Reed	-8	67 67	134	Justin Hicks	-1	71 70	141
	Scott Piercy	-8	67 67	134	J.B. Holmes	-1	73 68	141
12	Morgan Hoffmann	-7	69 66	135	Scott Langley	-1	71 70	141
	Martin Laird	-7	67 68	135	Jonathan Byrd	-1	68 73	141
	Jason Kokrak	-7	66 69	135	Joe Ogilvie	-1	71 70	141
15	Spencer Levin	-6	67 69	136	Cut Padraig Harrington	E	73 69	142
16	Nick Watney	-5	69 68	137	Cut Luke Guthrie	E	71 71	142
	Ken Duke	-5	70 67	137	Cut Lee Westwood	E	67 75	142
	Kiradech Aphibarnrat	-5	66 71	137	Cut Charlie Belfjan	E	73 69	142
	Nicolas Colsaerts	-5	69 68	137	Cut Daniel Summerhays	E	70 72	142
	James Driscoll	-5	67 70	137	Cut Martin Flores	E	72 70	142
	Hunter Mahan	-5	66 71	137	Cut Josh Teater	E	73 69	142
	Ryan Moore	-5	66 71	137	Cut Richard H. Lee	+1	71 72	143
	Bill Haas	-5	69 68	137	Cut Kris Blanks	+1	71 72	143
	Jhonattan Vegas	-5	71 66	137	Cut John Huh	+1	70 73	143
	Y.E. Yang	-5	64 73	137	Cut Retief Goosen	+1	72 71	143
	Chris Stroud	-5	70 67	137	Cut Justin Leonard	+1	72 71	143
27	Cameron Tringale	-4	71 67	138	Cut Charlie Wi	+1	72 71	143
	David Hearn	-4	68 70	138	Cut Kevin Tway	+1	74 69	143
	Chris Kirk	-4	65 73	138	Cut Nicholas Thompson	+1	71 72	143
	David Lynn	-4	72 66	138	Cut Kevin Chappell	+1	72 71	143
	Ricky Barnes	-4	71 67	138	Cut Rickie Fowler	+1	71 72	143
	Bryce Molder	-4	67 71	138	Cut Billy Horschel	+1	71 72	143
	Phil Mickelson	-4	71 67	138	Cut D.A. Points	+1	70 73	143
	Aaron Baddeley	-4	68 70	138	Cut Russell Henley	+1	68 75	143
	John Peterson	-4	68 70	138	Cut Michael Putnam	+1	67 76	143
	Ben Crane	-4	69 69	138	Cut Scott Verplank	+2	70 74	144
	Matt Every	-4	72 66	138	Cut Ted Potter, Jr.	+2	73 71	144
38	John Rollins	-3	72 67	139	Cut James Hahn	+2	72 72	144
	Brendon de Jonge	-3	66 73	139	Cut Danny Lee	+2	73 71	144
	Graham DeLaet	-3	67 72	139	Cut Scott Stallings	+2	70 74	144
	John Mallinger	-3	67 72	139	Cut Marc Leishman	+2	72 72	144
	Kevin Streelman	-3	71 68	139	Cut Ian Poulter	+2	69 75	144
	Gary Woodland	-3	67 72	139	Cut Angel Cabrera	+2	72 72	144
	Jonas Blixt	-3	68 71	139	Cut Lucas Glover	+3	79 66	145
	Chris Smith	-3	70 69	139	Cut Brian Harman	+3	74 71	145
	Charles Howell III	-3	70 69	139	Cut Tommy Gainey	+3	66 79	145
	Erik Compton	-3	67 72	139	Cut Mike Weir	+3	75 70	145
48	Fred Funk	-2	69 71	140	Cut Paul Goydos	+3	72 73	145
	Brendan Steele	-2	66 74	140	Cut Bo Van Pelt	+4	76 70	146
	John Merrick	-2	75 65	140	Cut Rory Sabbatini	+4	72 74	146
	Kevin Na	-2	70 70	140	Cut Robert Allenby	+4	76 70	146
	Brian Gay	-2	69 71	140	Cut Jeff Overton	+4	72 74	146
	Ben Curtis	-2	68 72	140	Cut D.H. Lee	+4	73 73	146
	Robert Garrigus	-2	70 70	140	Cut Keegan Bradley	+4	66 80	146
	David Lingmerth	-2	72 68	140	Cut Woody Austin	+4	73 73	146
	Martin Kaymer	-2	69 71	140	Cut George McNeill	+4	72 74	146
	Webb Simpson	-2	68 72	140	Cut David Toms	+4	74 72	146
	Michael Thompson	-2	72 68	140	Cut Carl Pettersson	+4	72 74	146
	Sang-Moon Bae	-2	67 73	140	CutA Ki Taek Lee	+5	73 74	147
	Ryan Palmer	-2	76 64	140	Cut J.J. Henry	+5	75 72	147
	Steven Bowditch	-2	71 69	140	Cut Jeff Maggert	+6	75 73	148
	Jason Bohn	-2	70 70	140	Cut Stephen Ames	+6	76 72	148
63	Roberto Castro	-1	72 69	141	Cut Mark Wilson	+6	74 74	148





2014 Waste Management Phoenix Open
TPC Scottsdale
Second Round Tournament Summary



Cut	Ryo Ishikawa	+7	71 78	149
Cut	Andres Romero	+9	73 78	151
Cut	Gonzalo Fdez-Castano	+10	78 74	152
Cut	Kyle Stanley	+11	78 75	153
Cut	Paul Tritler	+11	79 74	153
Cut	Joey Snyder III	+17	76 83	159



2014 Waste Management Phoenix Open
TPC Scottsdale
Second Round Course Statistics



Total For Second Round Posting 132 Scores

Hole	Par	Average	Double		Birdies	Fars	Bogeys	Double Triple		Min	Max	Rank	Avg Over		
			Eagles-	Eagles				Bogeys	Bogey+				Under-	Par	
1	4	4.045	0	0	26	80	21	4	1	3	7	8		.045	
2	4	3.917	0	0	25	94	12	1	0	3	6	13		-.083	
3	5	4.841	0	2	32	88	6	3	1	5	4	15		-.159	
4	3	2.917	0	0	25	93	14	0	0	2	4	12		-.083	
5	4	4.250	0	0	10	85	32	4	1	3	7	3		.250	
6	4	3.962	0	0	29	83	18	1	1	3	8	10		-.038	
7	3	3.129	0	0	13	91	26	2	0	2	5	6		.129	
8	4	4.136	0	0	12	93	24	3	0	3	6	8		.136	
9	4	3.924	0	0	30	83	18	1	0	3	6	11		-.076	
OUT	35	35.121	0	2	202	790	171	19	4						
10	4	4.144	0	0	22	72	36	1	1	3	7	4		.144	
11	4	4.265	0	0	8	90	26	7	1	3	7	2		.265	
12	3	3.386	0	0	5	82	37	5	3	2	6	1		.386	
13	5	4.689	0	2	52	64	13	1	0	3	3	16		-.311	
14	4	3.886	0	0	26	95	11	0	0	3	5	14		-.114	
15	5	4.523	0	9	61	46	16	0	0	3	6	10		-.477	
16	3	3.023	0	0	18	94	19	1	0	2	5	9		.023	
17	4	3.553	0	3	65	52	12	0	0	2	5	17		-.447	
18	4	4.114	0	0	21	79	29	2	1	3	7	7		.114	
IN	36	35.583	0	14	278	674	199	17	6						
TOT	71	70.705	0	16	480	1464	370	36	10						

Round 2

Rounds Below 70	46
Rounds Below Par	62
Rounds Par and Below	81
Rounds At Even Par	19
Rounds Over Par	51
Rounds 80 and Over	2





**2014 Waste Management Phoenix Open
TPC Scottsdale
Second Round Course Statistics**



Grand Totals Thru Second Round Posting 264 Scores

Hole	Par	Average	Double			Birdies	Pars	Bogeys	Double Triple		Min	Max	Rank	Avg Over	
			Eagles-	Eagles					Bogeys	Bogey+				Under-	Par
1	4	3.996	0	0	58	157	42	6	1	3	7	10	-	.004	
2	4	3.917	0	0	55	178	29	2	0	3	6	14	-	.033	
3	5	4.765	0	6	77	159	18	3	1	3	14	15	-	.235	
4	3	2.924	0	0	55	174	35	0	0	2	4	13	-	.075	
5	4	4.114	0	0	39	169	44	11	1	3	7	16	-	.117	
6	4	4.080	0	0	44	168	42	8	2	3	8	7	-	.060	
7	3	3.140	0	0	23	183	56	2	0	2	3	9	-	.140	
8	4	4.061	0	0	38	175	48	3	0	3	6	8	-	.051	
9	4	3.955	0	0	45	187	31	1	0	3	6	11	-	.035	
OUT	35	34.951	0	6	434	1550	345	36	5						
10	4	4.045	0	0	41	175	44	3	1	3	7	9	-	.045	
11	4	4.220	0	1	26	167	55	14	1	2	7	3	-	.220	
12	3	3.197	0	0	32	161	61	7	3	2	6	2	-	.197	
13	5	4.625	0	9	110	120	22	2	1	3	8	17	-	.375	
14	4	3.928	0	0	46	193	23	2	0	3	6	12	-	.072	
15	5	4.655	0	9	113	106	33	2	1	3	8	16	-	.345	
16	3	3.155	0	0	25	179	54	6	0	3	5	4	-	.155	
17	4	3.580	0	6	119	119	20	0	0	2	5	18	-	.420	
18	4	4.167	0	0	39	157	54	13	1	3	7	3	-	.167	
IN	36	35.572	0	25	551	1377	366	49	8						
TOT	71	70.523	0	31	985	2927	711	85	13						

	Round 1	Round 2	Total
Rounds Below 70	49	46	95
Rounds Below Par	65	62	127
Rounds Par and Below	83	81	164
Rounds At Even Par	18	19	37
Rounds Over Par	49	51	100
Rounds 80 and Over	0	2	2



2014 Waste Management Phoenix Open Second Round Top Players



Course	Hole	1	2	3	4	5	6	7	8	9	Out	10	11	12	13	14	15	16	17	18	In	Total
TS TPC Scottsdale	Par	4	4	5	3	4	4	3	4	4	35	4	4	3	5	4	5	3	4	4	36	71

1 Matt Jones		-12																					
	DD1 DD2 FH SH SS PT GR SGP	Course																					
1	322 342 10 3 1 26 14 -0.732	TS	4	3	5	3	4	4	2	4	4	33	4	3	3	4	5	2	3	5	32	65	
2	327 315 9 2 2 27 14 1.766	TS	3	4	4	2	4	4	3	4	5	33	4	4	3	4	3	4	3	4	3	32	65
Bubba Watson		-12																					
	DD1 DD2 FH SH SS PT GR SGP	Course																					
1	330 351 11 1 0 28 17 1.706	TS	3	3	5	3	4	3	3	4	31	4	5	3	4	3	5	2	3	4	33	64	
2	341 339 8 2 2 25 12 1.532	TS	4	3	4	2	4	4	4	3	5	33	3	4	3	4	4	3	4	4	33	66	
3 Greg Chalmers		-10																					
	DD1 DD2 FH SH SS PT GR SGP	Course																					
1	290 286 8 4 3 26 13 1.888	TS	3	4	5	3	4	3	4	4	33	3	4	3	4	4	4	4	4	4	32	65	
2	310 287 6 2 1 27 13 4.721	TS	4	4	4	3	5	3	3	5	34	4	4	2	5	4	4	2	4	4	33	67	
Harris English		-10																					
	DD1 DD2 FH SH SS PT GR SGP	Course																					
1	310 323 10 0 0 28 14 0.297	TS	3	4	4	3	3	3	3	4	31	4	4	2	4	3	4	4	4	4	34	65	
2	341 316 10 1 1 31 16 0.635	TS	4	4	4	2	3	4	3	5	33	4	4	3	5	4	4	3	3	4	34	67	
5 Hideki Matsuyama		-9																					
	DD1 DD2 FH SH SS PT GR SGP	Course																					
1	307 324 10 1 1 27 12 0.683	TS	3	4	4	3	4	3	3	4	32	4	4	2	4	5	4	3	4	4	34	66	
2	310 295 6 4 1 26 12 1.251	TS	4	4	4	3	3	3	3	4	31	4	4	4	4	4	4	3	4	5	36	67	
Pat Perez		-9																					
	DD1 DD2 FH SH SS PT GR SGP	Course																					
1	303 313 10 4 1 26 14 1.030	TS	4	4	6	3	4	3	3	3	34	3	3	2	5	4	4	2	4	4	31	65	
2	382 281 8 0 0 30 15 0.445	TS	3	4	4	3	5	3	3	4	33	5	4	4	5	4	4	3	3	3	35	68	
Kevin Stadler		-9																					
	DD1 DD2 FH SH SS PT GR SGP	Course																					
1	290 345 9 0 0 26 14 3.440	TS	4	3	4	2	4	2	3	4	30	4	5	3	4	4	4	3	4	4	35	65	
2	314 305 11 1 1 31 14 0.237	TS	5	4	5	3	4	3	4	4	36	3	4	3	4	4	4	3	3	4	32	68	
8 William McGirt		-8																					
	DD1 DD2 FH SH SS PT GR SGP	Course																					
1	282 261 9 1 1 24 12 3.952	TS	5	3	4	3	4	3	3	3	33	4	3	3	4	4	4	3	3	4	32	65	
2	290 289 9 1 0 29 13 0.145	TS	5	3	5	3	4	3	4	3	35	5	4	2	5	4	5	2	4	3	34	69	
Brandt Snedeker		-8																					
	DD1 DD2 FH SH SS PT GR SGP	Course																					
1	287 293 12 2 1 30 12 -2.937	TS	4	4	4	2	4	3	4	4	33	4	5	3	5	4	4	4	3	5	37	70	
2	305 283 6 2 1 25 13 4.686	TS	3	4	4	3	4	2	4	4	32	3	4	3	4	3	5	3	3	4	32	64	



2014 Waste Management Phoenix Open Second Round Top Players



Course	Hole	1	2	3	4	5	6	7	8	9	Out	10	11	12	13	14	15	16	17	18	In	Total
TS TPC Scottsdale	Par	4	4	5	3	4	4	3	4	4	35	4	4	3	5	4	5	3	4	4	36	71

Patrick Reed -8

DD1	DD2	FH	SH	SS	PT	GR	SGP	Course	1	2	3	4	5	6	7	8	9	Out	10	11	12	13	14	15	16	17	18	In	Total
1	315	332	8	3	2	28	13	-0.556	TS	4	4	4	3	4	4	4	4	35	5	4	3	4	4	4	3	2	3	32	67
2	339	297	9	2	1	25	11	4.146	TS	3	4	5	3	4	4	3	4	34	3	4	3	5	4	4	2	4	4	33	67

Scott Piercy -8

DD1	DD2	FH	SH	SS	PT	GR	SGP	Course	1	2	3	4	5	6	7	8	9	Out	10	11	12	13	14	15	16	17	18	In	Total
1	307	339	9	1	1	28	14	0.649	TS	4	4	3	3	4	4	4	4	34	3	5	3	3	3	4	3	4	5	33	67
2	322	319	9	1	0	28	12	2.664	TS	4	4	5	2	4	5	2	4	34	4	4	3	4	4	4	3	4	3	33	67

12 Morgan Hoffmann -7

DD1	DD2	FH	SH	SS	PT	GR	SGP	Course	1	2	3	4	5	6	7	8	9	Out	10	11	12	13	14	15	16	17	18	In	Total
1	271	308	10	2	0	32	15	-0.135	TS	3	5	5	3	5	4	3	3	35	4	4	3	4	4	5	3	4	3	34	69
2	324	305	13	2	1	29	15	2.621	TS	4	3	5	3	3	4	3	4	33	4	4	3	3	4	4	4	3	4	33	66

Martin Laird -7

DD1	DD2	FH	SH	SS	PT	GR	SGP	Course	1	2	3	4	5	6	7	8	9	Out	10	11	12	13	14	15	16	17	18	In	Total
1	288	314	6	0	0	30	14	-0.450	TS	4	4	4	4	4	4	3	4	35	4	3	3	3	4	5	3	3	4	32	67
2	307	304	10	0	0	28	14	1.693	TS	3	4	5	2	3	4	3	4	33	4	4	4	4	4	4	3	4	4	35	68

Jason Kokrak -7

DD1	DD2	FH	SH	SS	PT	GR	SGP	Course	1	2	3	4	5	6	7	8	9	Out	10	11	12	13	14	15	16	17	18	In	Total
1	311	298	8	5	2	24	11	2.744	TS	4	3	4	3	4	4	2	5	34	4	4	2	5	4	4	3	3	3	32	66
2	339	339	8	4	1	28	11	0.448	TS	4	4	5	3	3	3	4	4	34	3	4	5	5	3	3	4	3	5	35	69

15 Spencer Levin -6

DD1	DD2	FH	SH	SS	PT	GR	SGP	Course	1	2	3	4	5	6	7	8	9	Out	10	11	12	13	14	15	16	17	18	In	Total
1	284	261	12	0	0	28	14	0.420	TS	4	3	4	3	3	5	3	4	33	4	4	3	4	4	5	3	3	4	34	67
2	303	283	9	2	1	31	14	-0.051	TS	4	4	4	3	5	4	4	4	36	4	4	3	4	4	4	3	3	4	33	69





2014 Waste Management Phoenix Open
 Second Round Course Statistics Table
 TPC Scottsdale TS 7152 yards 35-36--71



Driving Distance Leader	341-Cabrera	353-Colsaerts
Driving Distance Holes: 8,13		
Longest Drive		
Hole 1	382-Perez	362-DeLaet
Hole 2	309-Palmer	313-Lynn
Hole 3	348-Matsuyama	342-Ishikawa
Hole 4	317-Vegas	350-Baddeley
Hole 5	322-Singh	341-Beljan
Hole 6	370-DeLaet	334-Aphibarnrat
Hole 7		
Hole 8	382-Perez	351-Colsaerts
Hole 9	370-Holmes	359-Blanks
Hole 10	317-Woodland	346-Watson
Hole 11	344-Fowler	343-Pettersson
Hole 12		
Hole 13	339-Kokrak	362-DeLaet
Hole 14	352-Beljan	332-Hahn
Hole 15	369-Cabrera	350-Hahn
Hole 16		
Hole 17	359-Garrigus	335-Watson
Hole 18	356-Hoffmann	347-Watson
Most Fairways Hit	13-Streelman, Hoffmann	13-Duke, Merrick
Most Greens in Regulation	17-Merrick, Van Pelt	17-Yang, Watson
Approach Proximity To Hole	26' 5"-Haas	23' 6"-Westwood
Longest Putt Made	68' 8"-Vegas	70' 8"-Verplank
Most 1 Putts	11-Watson, Snedeker,	12-Aphibarnrat, Kokrak





2014 Waste Management Phoenix Open
(The 11th of 41 events in the PGA TOUR Season)

Scottsdale, Ariz. Jan. 30-Feb. 2, 2014 **Purse: \$6,200,000 (\$1,116,000 winner)**
TPC Scottsdale Par/Yards: 35-36—71/7,152 yards **500 FedExCup points to winner**

PARTIAL Second-Round Notes – Friday, January 31, 2014

Weather: Partly cloudy, with an afternoon high of 66 degrees. Winds SW 10-15 mph, gusting to 20 mph.

Ten players returned Friday at 8:00 a.m. to complete their first round. The first round was completed at 8:42 a.m., with the second round resuming as scheduled at 7:30 a.m.

The second round was suspended due to darkness at 6:05 p.m. with four players (Joe Ogilvie, Spencer Levin, Jason Bohn, Michael Putnam) yet to complete their round. Those players will be back in position at 7:45 a.m. Saturday.

Second-Round Leaderboard

Matt Jones	65-65—130 (-12)
Bubba Watson	64-66—130 (-12)
Greg Chalmers	65-67—132 (-10)
Harris English	65-67—132 (-10)

36-Hole Cut

The 36-hole cut will be made at 1-under par 141 from a field of 132 professionals. The number of players to make the cut will be finalized Saturday morning (currently 77 players).

Last year marked the only time since 2006 that the 36-hole cut was made on Friday at the Waste Management Phoenix Open.

Matt Jones

Local favorite Matt Jones posted a second-consecutive 6-under 65 to share the lead at 12-under 130 with Bubba Watson. He is making his fifth start at the Waste Management Phoenix Open, with his only previous made cut coming in 2012 (T40).

Jones' round at a glance: 9 of 14 fairways, 14 of 18 greens, 2 of 2 sand saves, 27 putts.

Jones is making his sixth start of the season, with a T13 at the Humana Challenge his best finish.

Making his 150th career PGA TOUR start, Jones is in search of his first victory. His career-best finish was a T2 effort at the 2013 Greenbrier Classic.

This marks the fifth time Jones has held at least a share of the 36-hole lead on the PGA TOUR, most recently at the 2012 Puerto Rico (finished T5,

Bubba Watson

Local favorite Bubba Watson followed a 7-under 64 (tying his career-best round at TPC of Scottsdale/R4/2013) with a second-round 5-under 66 to share the lead with Matt Jones at the midway point of the Waste Management Phoenix Open.

Watson's round at a glance: 8 of 14 fairways, 12 of 18 greens, 2 of 2 sand saves, 25 putts.

In 28 rounds at TPC Scottsdale, Watson has yet to post an over-par round. His worst score is even-par 71, set on three occasions and most recently in the third round of 2013.

Watson, making his eighth consecutive start in Phoenix, owns two top-10 finishes at the Waste Management Phoenix Open (2012-T5, 2007-T8). Most recently, he finished T15 a year ago.

Watson's only missed cut in eight starts here came in 2008.

Watson is making his fourth start of the 2013-2014 PGA TOUR season, with his best finish being a T8 at the World Golf Championships-HSBC Champions.

In his 196th career PGA TOUR start since joining the TOUR in 2006, Watson is in search of his fifth TOUR title and first since the 2012 Masters.

Watson has previously held the 36-hole lead/co-lead seven times, most recently at the 2013 Travelers Championship (finished 4th). The only time he went on to win was at the 2011 Zurich Classic of New Orleans.

Second-Round Lead Notes

Last year, Phil Mickelson held a four-stroke lead at the midway point en route to his 41st of 42 victories on the PGA TOUR (later adding the British Open)

Through 10 events in the 2013-2014 PGA TOUR Season, the second-round leader/co-leader has won six times (most recently Patrick Reed (Humana Challenge)).

Phil Mickelson

Making his 25th start at the Waste Management Phoenix Open, defending champion Phil Mickelson followed an opening-round even-par 71 with a 4-under 67. He is currently T27.

Mickelson was forced to withdraw from last week's Farmers Insurance Open after round two with back pain. Following the thumbs up from doctors and a successful practice session Wednesday, he opted to return to TPC Scottsdale this week to defend his title. Mickelson is also scheduled to compete in next week's AT&T Pebble Beach National Pro-Am, an event he won in 1998, 2005, 2007 and 2012.

Mickelson (1996, 2005, 2013) is hoping to become the first four-time winner of this event. Mark Calcavecchia, Gene Littler and Arnold Palmer also captured three tournament titles.

Additional Player Notes

First-round co-leader Y.E. Yang posted a second-round 2-over 73 and is currently T15.

Making his first-career start at the Waste Management Phoenix Open, Lee Westwood carded rounds of 67-75 and will miss the cut.

Chris Smith sits T38 and will make his first cut since the 2010 HP Byron Nelson Championship (finished T43).

Miscellaneous Notes

There are seven past tournament champions in the field this week: Phil Mickelson/2013, 2005, 1996 (currently T27), Kyle Stanley/2012 (MC), Mark Wilson/2011 (MC), Hunter Mahan/2010 (currently T15), Aaron Baddeley/2007 (currently T27), J.B. Holmes/2006/2008 (currently T62) and Mark Calcavecchia/1989, 1992, 2001 (currently T62).

Bogey-free rounds:

R1: Chris Kirk (65), Tommy Gainey (66), Hunter Mahan (66), Kiradech Aphibarnrat (66), Bryce Molder (67).
R2: Brandt Snedeker (64), Ryan Palmer (64), Lucas Glover (66), Ken Duke (67), Phil Mickelson (67), Patrick Reed (67), John Rollins (67).

Scoring Averages at TPC Scottsdale:

	Front 9	Back 9	Total	Cumulative
Round 1	34.780	35.561	70.341	---
Round 2	TBD	TBD	TBD	TBD



2014 Waste Management Phoenix Open
(The 11th of 41 events in the PGA TOUR Season)

Scottsdale, Ariz. Jan. 30-Feb. 2, 2014 Purse: \$6,200,000 (\$1,116,000 winner)
TPC Scottsdale Par/Yards: 35-36—71/7,152 yards 500 FedExCup points to winner

COMPLETED Second-Round Notes – Saturday, February 1, 2014

Weather: Partly cloudy, with an afternoon high of 63 degrees. Winds W 7-12 mph.

The second round, which was suspended due to darkness Friday at 6:05 p.m. with four players (Joe Ogilvie, Spencer Levin, Jason Bohn, Michael Putnam) yet to complete their round, resumed Saturday morning at 7:45 a.m. The round concluded at 8:09 a.m.

Second-Round Leaderboard

Matt Jones	65-65—130 (-12)
Bubba Watson	64-66—130 (-12)
Greg Chalmers	65-67—132 (-10)
Harris English	65-67—132 (-10)

36-Hole Cut

The 36-hole cut included 77 players at 1-under par 141 from a field of 131 professionals and one amateur.

Joe Ogilvie, one of the four players who failed to complete his second round Friday, returned Saturday morning and made a 5'7" putt for birdie to move to 1-under and make the cut.

Michael Putnam did not fare as well. He returned Saturday and birdied the par-4 17th to move to 2-under and what appeared to be safely inside the cut. A triple-bogey on No. 18, however, led to a missed cut.

Last year marked the only time since 2006 that the 36-hole cut was made on Friday at the Waste Management Phoenix Open.

Matt Jones

Local favorite Matt Jones posted a second-consecutive 6-under 65 to share the lead at 12-under 130 with Bubba Watson. He is making his fifth start at the Waste Management Phoenix Open, with his only previous made cut coming in 2012 (T40).

Jones' round at a glance: 9 of 14 fairways, 14 of 18 greens, 2 of 2 sand saves, 27 putts.

Jones is making his sixth start of the season, with a T13 at the Humana Challenge his best finish.

Making his 150th career PGA TOUR start, Jones is in search of his first victory. His career-best finish was a T2 effort at the 2013 Greenbrier Classic.

This marks the fifth time Jones has held at least a share of the 36-hole lead on the PGA TOUR, most recently at the 2012 Puerto Rico (finished T5, his best finish of the previous four such leads).

Bubba Watson

Local favorite Bubba Watson followed a 7-under 64 (tying his career-best round at TPC of Scottsdale/R4/2013) with a second-round 5-under 66 to share the lead with Matt Jones at the midway point of the Waste Management Phoenix Open.

Watson's round at a glance: 8 of 14 fairways, 12 of 18 greens, 2 of 2 sand saves, 25 putts.

In 28 rounds at TPC Scottsdale, Watson has yet to post an over-par round. His worst score is even-par 71, set on three occasions and most recently in the third round of 2013.

Watson, making his eighth consecutive start in Phoenix, owns two top-10 finishes at the Waste Management Phoenix Open (2012-T5, 2007-T8). Most recently, he finished T15 a year ago.

Watson's only missed cut in eight starts at the Waste Management Phoenix Open came in 2008.

Watson is making his fourth start of the 2013-2014 PGA TOUR Season, with his best finish being a T8 at the World Golf Championships-HSBC Champions.

In his 196th career PGA TOUR start since joining the TOUR in 2006, Watson is in search of his fifth TOUR title and first since the 2012 Masters.

Watson has previously held the 36-hole lead/co-lead seven times, most recently at the 2013 Travelers Championship (finished 4th). The only time he went on to win was at the 2011 Zurich Classic of New Orleans.

Second-Round Lead Notes

Last year, Phil Mickelson held a four-stroke lead at the midway point en route to his 41st of 42 victories on the PGA TOUR (later adding the British Open)

Through 10 events in the 2013-2014 PGA TOUR Season, the second-round leader/co-leader has won six times (most recently Patrick Reed (Humana Challenge).

Phil Mickelson

Making his 25th start at the Waste Management Phoenix Open, defending champion Phil Mickelson (T27) followed an opening-round even-par 71 with a 4-under 67.

Mickelson was forced to withdraw from last week's Farmers Insurance Open after round two with back pain. Following the thumbs up from doctors and a successful practice session Wednesday, he opted to return to TPC Scottsdale this week to defend his title. Mickelson is also scheduled to compete in next week's AT&T Pebble Beach National Pro-Am, an event he won in 1998, 2005, 2007 and 2012.

Mickelson (1996, 2005, 2013) is hoping to become the first four-time winner of this event. Mark Calcavecchia, Gene Littler and Arnold Palmer also captured three tournament titles.

Additional Player Notes

First-round co-leader Y.E. Yang posted a second-round 2-over 73 and is currently T16.

Making his first-career start at the Waste Management Phoenix Open, Lee Westwood carded rounds of 67-75 to miss the cut.

Chris Smith sits T38 and will make his first cut since the 2010 HP Byron Nelson Championship (finished T43).

Miscellaneous Notes

There are seven past tournament champions in the field this week: Hunter Mahan/2010 (T16), Phil Mickelson/2013, 2005, 1996 (T27), Aaron Baddeley/2007 (T27), J.B. Holmes/2006/2008 (T63), Mark Calcavecchia/1989, 1992, 2001 (T63), Kyle Stanley/2012 (MC), Mark Wilson/2011 (MC).

Bogey-free rounds:

R1: Chris Kirk (65), Tommy Gainey (66), Hunter Mahan (66), Kiradech Aphibarnrat (66), Bryce Molder (67).

R2: Brandt Snedeker (64), Ryan Palmer (64), Lucas Glover (66), Ken Duke (67), Phil Mickelson (67), Patrick Reed (67), John Rollins (67).

Scoring Averages at TPC Scottsdale:

	Front 9	Back 9	Total	Cumulative
Round 1	34.780	35.561	70.341	---
Round 2	35.121	35.583	70.705	70.523



2015 WASTE MANAGEMENT PHOENIX OPEN MEDIA GUIDE

**SECTION 9:
2014 ROUND 3 STATS**



2014 Waste Management Phoenix Open
 TPC Scottsdale
 Third Round Tournament Summary



1	Bubba Watson	-15	64 66 68	198	J.B. Holmes	-2	73 68 70	211
2	Kevin Stadler	-13	65 68 67	200	65 John Peterson	-1	68 70 74	212
3	Ryan Moore	-12	66 71 64	201	Y.E. Yang	-1	64 73 75	212
	Harris English	-12	65 67 69	201	Jhonattan Vegas	-1	71 66 75	212
	Hideki Matsuyama	-12	66 67 68	201	Mark Calcavecchia	-1	70 71 71	212
6	Brendan Steele	-11	66 74 62	202	Scott Langley	-1	71 70 71	212
	Hunter Mahan	-11	66 71 65	202	70 Kevin Streelman	E	71 68 74	213
	Matt Jones	-11	65 65 72	202	Chris Kirk	E	65 73 75	213
9	Jason Kokrak	-10	66 69 68	203	Ben Curtis	E	68 72 73	213
	Pat Perez	-10	65 68 70	203	Derek Ernst	E	72 69 72	213
	Greg Chalmers	-10	65 67 71	203	74 Steven Bowditch	+2	71 69 75	215
12	Graham DeLaet	-9	67 72 65	204	75 Fred Funk	+3	69 71 76	216
13	Matt Every	-8	72 66 67	205	Vijay Singh	+3	69 72 75	216
	Ricky Barnes	-8	71 67 67	205	77 Joe Ogilvie	+5	71 70 77	218
	Chris Stroud	-8	70 67 68	205	Cut Padraig Harrington	E	73 69	142
	Nick Watney	-8	69 68 68	205	Cut Luke Guthrie	E	71 71	142
	Patrick Reed	-8	67 67 71	205	Cut Lee Westwood	E	67 75	142
	Morgan Hoffmann	-8	69 66 70	205	Cut Charlie Beljan	E	73 69	142
19	John Rollins	-7	72 67 67	206	Cut Daniel Summerhays	E	70 72	142
	John Mallingor	-7	67 72 67	206	Cut Martin Flores	E	72 70	142
	Charles Howell III	-7	70 69 67	206	Cut Josh Teater	E	73 69	142
	Martin Laird	-7	67 68 71	206	Cut Richard H. Lee	+1	71 72	143
	Spencer Levin	-7	67 69 70	206	Cut Kris Blanks	+1	71 72	143
	Brandt Snedeker	-7	70 64 72	206	Cut John Huh	+1	70 73	143
25	Ben Crane	-6	69 69 69	207	Cut Retief Goosen	+1	72 71	143
	Cameron Tringale	-6	71 67 69	207	Cut Justin Leonard	+1	72 71	143
	Webb Simpson	-6	68 72 67	207	Cut Charlie Wi	+1	72 71	143
	William McGirt	-6	65 69 73	207	Cut Kevin Tway	+1	74 69	143
29	Bryce Molder	-5	67 71 70	208	Cut Nicholas Thompson	+1	71 72	143
	David Lynn	-5	72 66 70	208	Cut Kevin Chappell	+1	72 71	143
	Kevin Na	-5	70 70 68	208	Cut Rickie Fowler	+1	71 72	143
	Bill Haas	-5	69 68 71	208	Cut Billy Horschel	+1	71 72	143
	David Lingmerth	-5	72 68 68	208	Cut D.A. Points	+1	70 73	143
34	Brendon de Jonge	-4	66 73 70	209	Cut Russell Henley	+1	68 75	143
	John Merrick	-4	75 65 69	209	Cut Michael Putnam	+1	67 76	143
	Ken Duke	-4	70 67 72	209	Cut Scott Verplank	+2	70 74	144
	Geoff Ogilvy	-4	71 70 68	209	Cut Ted Potter, Jr.	+2	73 71	144
	Scott Piercy	-4	67 67 75	209	Cut James Hahn	+2	72 72	144
	Camilo Villegas	-4	70 71 68	209	Cut Danny Lee	+2	73 71	144
40	Chris Smith	-3	70 69 71	210	Cut Scott Stallings	+2	70 74	144
	Phil Mickelson	-3	71 67 72	210	Cut Marc Leishman	+2	72 72	144
	Erik Compton	-3	67 72 71	210	Cut Ian Poulter	+2	69 75	144
	Robert Garrigus	-3	70 70 70	210	Cut Angel Cabrera	+2	72 72	144
	James Driscoll	-3	67 70 73	210	Cut Lucas Glover	+3	79 66	145
	Michael Thompson	-3	72 68 70	210	Cut Brian Harman	+3	74 71	145
	Ryan Palmer	-3	76 64 70	210	Cut Tommy Gainey	+3	66 79	145
	Kiradech Aphibarnrat	-3	66 71 73	210	Cut Mike Weir	+3	75 70	145
	Jason Bohn	-3	70 70 70	210	Cut Paul Goydos	+3	72 73	145
	K.J. Choi	-3	71 70 69	210	Cut Bo Van Pelt	+4	76 70	146
	Brian Stuard	-3	73 68 69	210	Cut Rory Sabbatini	+4	72 74	146
	Charley Hoffman	-3	70 71 69	210	Cut Robert Allenby	+4	76 70	146
	Justin Hicks	-3	71 70 69	210	Cut Jeff Overton	+4	72 74	146
	Jonathan Byrd	-3	68 73 69	210	Cut D.H. Lee	+4	73 73	146
54	Aaron Baddeley	-2	68 70 73	211	Cut Keegan Bradley	+4	66 80	146
	Gary Woodland	-2	67 72 72	211	Cut Woody Austin	+4	73 73	146
	Jonas Blixt	-2	68 71 72	211	Cut George McNeill	+4	72 74	146
	David Hearn	-2	68 70 73	211	Cut David Toms	+4	74 72	146
	Brian Gay	-2	69 71 71	211	Cut Carl Pettersson	+4	72 74	146
	Martin Kaymer	-2	69 71 71	211	Cut A Ki Taek Lee	+5	73 74	147
	Nicolas Colsaerts	-2	69 68 74	211	Cut J.J. Henry	+5	75 72	147
	Sang-Moon Bae	-2	67 73 71	211	Cut Jeff Maggert	+6	75 73	148
	Roberto Castro	-2	72 69 70	211	Cut Stephen Ames	+6	76 72	148
	Brian Davis	-2	72 69 70	211	Cut Mark Wilson	+6	74 74	148





2014 Waste Management Phoenix Open
TPC Scottsdale
Third Round Tournament Summary



Cut	Ryo Ishikawa	+7	71 78	149
Cut	Andres Romero	+9	73 78	151
Cut	Gonzalo Fdez-Castano	+10	78 74	152
Cut	Kyle Stanley	+11	78 75	153
Cut	Paul Trittler	+11	79 74	153
Cut	Joey Snyder III	+17	76 83	159



2014 Waste Management Phoenix Open Third Round Top Players



Course	Hole	1	2	3	4	5	6	7	8	9	Out	10	11	12	13	14	15	16	17	18	In	Total
TS TPC Scottsdale	Par	4	4	5	3	4	4	3	4	4	35	4	4	3	5	4	5	3	4	4	36	71

1 Bubba Watson		-15																					
	DD1 DD2 FH SH SS PT GR SGP	Course																					
1	330 351 11 1 0 28 17 1.706	TS	(3)	(3)	5	3	4	(3)	3	(3)	4	31	4	(5)	3	(4)	(3)	5	(2)	(3)	4	33	64
2	341 339 8 2 2 25 12 1.533	TS	4	(3)	(4)	(2)	4	4	(4)	(3)	(5)	33	(3)	4	3	(4)	4	(4)	3	4	4	33	66
3	325 339 8 1 0 27 12 1.621	TS	4	4	(4)	3	4	(3)	3	(3)	4	32	(5)	4	3	5	4	5	3	(3)	4	36	68
198																							
2 Kevin Stadler		-13																					
	DD1 DD2 FH SH SS PT GR SGP	Course																					
1	290 345 9 0 0 26 14 3.440	TS	4	(3)	(4)	(2)	4	4	(2)	(3)	4	30	4	(5)	3	(4)	4	(4)	3	4	4	35	65
2	314 305 11 1 1 31 14 0.238	TS	(5)	4	5	3	4	4	3	4	4	36	(3)	4	3	(4)	4	(4)	3	(3)	4	32	68
3	317 303 8 1 0 27 13 -1.977	TS	4	4	5	3	4	4	(4)	4	(3)	35	4	(5)	3	(4)	(3)	5	(2)	(3)	(3)	32	67
200																							
3 Ryan Moore		-12																					
	DD1 DD2 FH SH SS PT GR SGP	Course																					
1	298 284 8 2 2 28 14 3.583	TS	(3)	4	(4)	3	4	4	3	4	(3)	32	4	4	(2)	(4)	4	5	(4)	(3)	4	34	66
2	260 261 9 1 0 33 15 -1.324	TS	(5)	4	5	(2)	4	(5)	3	4	4	36	4	4	3	(6)	4	(4)	3	(3)	4	35	71
3	309 285 13 1 1 25 13 2.914	TS	4	4	5	(2)	4	4	3	4	4	34	(3)	4	(2)	(4)	(3)	(4)	3	4	(3)	30	64
201																							
Harris English		-12																					
	DD1 DD2 FH SH SS PT GR SGP	Course																					
1	310 323 10 0 0 28 14 0.297	TS	(3)	4	(4)	3	(3)	(3)	3	4	4	31	4	4	(2)	(4)	(3)	(4)	(4)	4	(5)	34	65
2	341 316 10 1 1 31 16 0.636	TS	4	4	(4)	(2)	(3)	4	3	(5)	4	33	4	4	3	5	4	(4)	3	(3)	4	34	67
3	304 294 10 4 2 29 13 0.707	TS	4	4	(3)	3	(5)	4	3	4	(3)	33	4	4	3	5	4	(4)	3	4	(5)	36	69
201																							
Hideki Matsuyama		-12																					
	DD1 DD2 FH SH SS PT GR SGP	Course																					
1	307 324 10 1 1 27 12 0.683	TS	(3)	4	(4)	3	4	4	3	(3)	4	32	4	4	(2)	(4)	(5)	(4)	3	4	4	34	66
2	310 295 6 4 1 26 12 1.222	TS	4	4	(4)	3	(3)	(3)	3	4	(3)	31	4	4	(4)	(4)	4	(4)	3	4	(5)	36	67
3	311 295 10 3 1 30 15 0.326	TS	4	4	5	(2)	4	4	(4)	4	4	35	(3)	4	3	5	(3)	(4)	3	4	4	33	68
201																							
6 Brendan Steele		-11																					
	DD1 DD2 FH SH SS PT GR SGP	Course																					
1	312 358 9 0 0 30 15 1.040	TS	(3)	(5)	5	3	(3)	4	3	4	4	34	4	(3)	(2)	(4)	(3)	5	(4)	4	(3)	32	66
2	323 330 5 1 1 31 11 -0.618	TS	4	4	(6)	3	4	4	3	(5)	(5)	38	4	4	3	5	4	(6)	3	(3)	4	36	74
3	331 328 12 3 2 25 15 2.650	TS	4	4	(4)	3	(3)	(3)	(2)	(3)	4	30	(3)	(3)	3	(4)	4	5	3	4	(3)	32	62
202																							
Hunter Mahan		-11																					
	DD1 DD2 FH SH SS PT GR SGP	Course																					
1	291 288 10 1 1 30 16 0.736	TS	(3)	4	5	3	4	(3)	3	4	4	33	(3)	4	3	(4)	4	(4)	3	4	4	33	66
2	320 317 9 2 1 29 12 2.370	TS	4	4	5	3	(5)	(3)	3	4	(3)	34	4	4	3	(4)	(3)	(6)	3	(5)	(5)	37	71
3	311 315 10 1 0 27 14 3.794	TS	4	(3)	(4)	3	(6)	(3)	3	4	(3)	33	(3)	(5)	(4)	(4)	(3)	(4)	(2)	(3)	4	32	65
202																							



2014 Waste Management Phoenix Open Third Round Top Players



Course	Hole	1	2	3	4	5	6	7	8	9	Out	10	11	12	13	14	15	16	17	18	In	Total
TS TPC Scottsdale	Par	4	4	5	3	4	4	3	4	4	35	4	4	3	5	4	5	3	4	4	36	71

8 Matt Jones -11

DD1	DD2	FH	SH	SS	PT	GR	SGP	Course
1	322	342	10	3	1	26	14	-0.732
2	327	315	9	2	2	27	14	1.767
3	308	294	6	2	0	31	12	-0.170

TS	4	3	5	3	4	4	2	4	4	33	4	3	3	4	5	2	3	5	32	65	
TS	3	4	4	2	4	4	3	4	5	33	4	4	3	4	3	4	3	4	3	32	65
TS	4	4	4	4	4	5	3	4	3	35	4	5	4	6	3	6	3	3	3	37	72

9 Jason Kokrak -10

DD1	DD2	FH	SH	SS	PT	GR	SGP	Course
1	311	298	8	5	2	24	11	2.744
2	339	339	8	4	1	28	11	0.449
3	320	337	10	2	2	30	12	-0.461

TS	4	3	4	3	4	4	2	5	5	34	4	4	2	5	4	4	3	3	3	32	66
TS	4	4	5	3	3	3	4	4	4	34	3	4	5	5	3	3	4	3	5	35	69
TS	4	5	4	2	4	4	3	4	4	34	4	4	2	4	4	4	3	5	4	34	68

Pat Perez -10

DD1	DD2	FH	SH	SS	PT	GR	SGP	Course
1	303	313	10	4	1	26	14	1.030
2	382	281	8	0	0	30	15	0.446
3	311	292	8	2	2	32	15	0.017

TS	4	4	6	3	4	4	3	3	3	34	3	3	2	5	4	4	2	4	4	31	65
TS	3	4	4	3	5	3	3	4	4	33	5	4	4	5	4	4	3	3	3	35	68
TS	4	4	5	3	3	5	3	3	4	34	3	4	3	4	4	6	3	4	5	36	70

Greg Chalmers -10

DD1	DD2	FH	SH	SS	PT	GR	SGP	Course
1	290	286	8	4	3	26	13	1.888
2	310	287	6	2	1	27	13	4.722
3	270	270	9	4	2	30	12	1.153

TS	3	4	5	3	4	3	3	4	4	33	3	4	3	4	4	4	4	2	4	32	65
TS	4	4	4	3	5	3	3	3	5	34	4	4	2	5	4	4	2	4	4	33	67
TS	4	4	6	3	4	4	3	4	4	36	5	3	3	4	4	5	4	3	4	35	71

12 Graham DeLaet -9

DD1	DD2	FH	SH	SS	PT	GR	SGP	Course
1	340	362	7	1	1	28	14	1.537
2	337	266	8	0	0	34	14	-0.635
3	325	327	10	0	0	30	16	1.674

TS	5	3	5	3	4	4	3	3	3	33	4	4	3	5	4	4	2	4	4	34	67
TS	4	4	5	3	5	4	3	4	4	36	5	5	4	5	3	4	3	3	4	36	72
TS	3	3	3	3	4	4	3	4	5	32	4	4	2	5	4	4	3	3	4	33	65

13 Matt Every -8

DD1	DD2	FH	SH	SS	PT	GR	SGP	Course
1	293	313	10	3	2	28	9	-1.948
2	299	290	10	2	2	28	15	1.411
3	301	316	11	3	2	29	15	0.955

TS	4	3	4	4	5	4	3	4	5	36	4	3	3	5	4	6	4	3	4	36	72
TS	3	4	5	3	4	4	3	4	4	34	5	4	3	4	3	4	2	3	4	32	66
TS	3	4	4	3	3	4	3	4	3	31	4	4	3	5	4	5	3	4	4	36	67

Ricky Barnes -8

DD1	DD2	FH	SH	SS	PT	GR	SGP	Course
1	302	303	7	1	0	31	14	0.996
2	323	291	7	0	0	27	13	2.678
3	326	304	8	1	0	26	13	-0.217

TS	4	4	4	3	3	4	3	4	4	33	4	4	2	5	4	7	4	4	4	38	71
TS	5	4	5	3	4	3	3	4	4	35	4	4	2	5	3	4	3	3	4	32	67
TS	3	4	4	3	4	5	2	4	4	33	3	4	3	5	3	5	3	4	4	34	67



2014 Waste Management Phoenix Open Third Round Top Players



Course	Hole	1	2	3	4	5	6	7	8	9	Out	10	11	12	13	14	15	16	17	18	In Total
TS TPC Scottsdale	Par	4	4	5	3	4	4	3	4	4	35	4	4	3	5	4	5	3	4	4	36 71

Chris Stroud											-8																		
DD1	DD2	FH	SH	SS	PT	GR	SGP	Course																					
1	289	295	6	1	0	29	12	-0.163	TS	4	③	5	3	4	4	3	5	4	35	4	5	3	④	4	④	3	4	4	35 70
2	304	301	11	3	1	27	12	1.825	TS	4	4	5	3	4	③	3	4	③	33	4	4	3	④	③	5	3	③	5	34 67
3	283	287	8	4	1	24	9	0.967	TS	4	4	5	3	③	4	3	4	4	34	4	4	3	④	4	5	②	4	4	34 68 205



2014 Waste Management Phoenix Open
 Third Round Course Statistics Table
 TPC Scottsdale TS 7152 yards 35-36--71



Category	Player 1	Player 2	Player 3
Driving Distance Leader	362-Holmes	341-Cabrera	353-Colsaerts
Driving Distance Holes: 8, 13			
Longest Drive			
Hole 1	372-Vegas	382-Perez	362-DeLaet
Hole 2	298-Hoffman	309-Palmer	313-Lynn
Hole 3	348-Watson	348-Matsuyama	342-Ishikawa
Hole 4	341-Howell III	317-Vegas	350-Baddeley
Hole 5	330-Watson	322-Singh	341-Beljan
Hole 6	341-Watson	370-DeLaet	334-Aphibarnrat
Hole 7			
Hole 8	365-Holmes	382-Perez	351-Colsaerts
Hole 9	360-Holmes	370-Holmes	359-Blanks
Hole 10	341-Woodland	317-Woodland	346-Watson
Hole 11	326-Watson	344-Fowler	343-Pettersson
Hole 12			
Hole 13	360-Holmes	339-Kokrak	362-DeLaet
Hole 14	341-Colsaerts	352-Beljan	332-Hahn
Hole 15	372-Vegas	369-Cabrera	350-Hahn
Hole 16			
Hole 17	353-Stadler	359-Garrigus	335-Watson
Hole 18	349-Kokrak	356-Hoffmann	347-Watson
Most Fairways Hit	13-Moore	13-Streetman, Hoffmann	13-Duke, Merick
Most Greens in Regulation	16-Merrick, DeLaet, Howell III, Levin	17-Merrick, Van Pelt	17-Yang, Watson
Approach Proximity To Hole	24' 6"-Stuard	26' 5"-Haas	23' 6"-Westwood
Longest Putt Made	58' 7"-Smith	68' 8"-Vegas	70' 8"-Verplank
Most 1 Putts	12-Moore	11-Watson, Snedeker	12-Aphibarnrat, Kokrak





2014 Waste Management Phoenix Open
TPC Scottsdale
Third Round Course Statistics



Total For Third Round Posting 77 Scores

Hole	Par	Average	Double		Birdies	Pars	Bogeys	Double Triple		Min	Max	Rank	Avg Over	
			Eagles-	Eagles				Bogeys	Bogey+				Under-	Par
1	4	3.948	0	0	13	56	7	1	0	3	6	11	-	.052
2	4	4.091	0	0	7	59	8	3	0	3	6	6	-	.091
3	5	4.597	0	2	32	38	5	0	0	3	6	18	-	.403
4	3	2.961	0	0	10	61	5	1	0	2	5	10	-	.039
5	4	4.026	0	0	12	52	12	1	0	3	6	7	-	.026
6	4	4.026	0	0	13	50	13	1	0	3	6	7	-	.026
7	3	3.208	0	0	5	52	19	1	0	2	5	1	-	.208
8	4	4.000	0	0	9	60	7	1	0	3	6	9	-	.000
9	4	3.857	0	1	20	47	8	0	1	2	7	15	-	.143
OUT	35	34.714	0	3	121	475	84	9	1					
10	4	3.935	0	0	13	56	8	0	0	3	5	12	-	.065
11	4	4.130	0	0	12	48	15	1	1	3	9	4	-	.130
12	3	3.143	0	0	8	51	17	1	0	2	5	2	-	.143
13	5	4.623	0	1	36	32	7	1	0	3	7	17	-	.377
14	4	3.870	0	0	15	57	5	0	0	3	5	14	-	.130
15	5	4.896	0	1	25	34	15	2	0	3	7	13	-	.104
16	3	3.104	0	0	8	56	11	1	1	2	6	5	-	.104
17	4	3.779	0	0	29	37	10	1	0	3	6	16	-	.221
18	4	4.143	0	0	9	52	12	4	0	3	6	2	-	.143
IN	36	35.623	0	2	155	423	100	11	2					
TOT	71	70.338	0	5	276	898	184	20	3					

Round 3

Rounds Below 70	29
Rounds Below Par	42
Rounds Par and Below	53
Rounds At Even Par	11
Rounds Over Par	24
Rounds 80 and Over	0





2014 Waste Management Phoenix Open
TPC Scottsdale
Third Round Course Statistics



Grand Totals Thru Third Round Posting 341 Scores

Hole	Par	Average	Double		Birdies	Pars	Bogeys	Double Triple		Min	Max	Rank	Avg Over		
			Eagles-	Eagles				Bogeys	Bogey+				Under-	Par	
1	4	3.985	0	0	71	213	49	7	1	3	7	10	-	.015	
2	4	3.956	0	0	62	237	37	5	0	3	6	11	-	.044	
3	5	4.727	0	8	109	197	23	3	1	3	8	15	-	.273	
4	3	2.933	0	0	65	235	40	1	0	2	5	12	-	.067	
5	4	4.094	0	0	51	221	56	12	1	3	7	6	.	.094	
6	4	4.067	0	0	57	218	55	9	2	3	8	7	.	.067	
7	3	3.155	0	0	28	235	75	3	0	2	5	4	.	.155	
8	4	4.047	0	0	47	235	55	4	0	3	6	8	.	.047	
9	4	3.933	0	1	65	234	39	1	1	2	7	12	-	.067	
OUT	35	34.897	0	9	555	2025	429	45	6						
10	4	4.021	0	0	54	231	52	3	1	3	7	9	.	.021	
11	4	4.199	0	1	38	215	70	15	2	2	9	1	.	.199	
12	3	3.185	0	0	40	212	78	8	3	2	6	2	.	.185	
13	5	4.625	0	10	146	152	29	3	1	3	8	17	-	.375	
14	4	3.915	0	0	61	250	28	2	0	3	6	14	-	.085	
15	5	4.710	0	10	138	140	48	4	1	3	8	16	-	.290	
16	3	3.144	0	0	33	235	65	7	1	2	6	5	.	.144	
17	4	3.625	0	6	148	156	30	1	0	2	6	17	-	.375	
18	4	4.161	0	0	48	209	66	17	1	3	7	3	.	.161	
IN	36	35.584	0	27	706	1800	466	60	10						
TOT	71	70.481	0	36	1261	3825	895	105	16						

	Round 1	Round 2	Round 3	Total
Rounds Below 70	49	46	29	124
Rounds Below Par	65	62	42	169
Rounds Par and Below	83	81	53	217
Rounds At Even Par	18	19	11	48
Rounds Over Par	49	51	24	124
Rounds 80 and Over	0	2	0	2





2014 Waste Management Phoenix Open
(The 11th of 41 events in the PGA TOUR Season)

Scottsdale, Ariz. Jan. 30-Feb. 2, 2014 **Purse: \$6,200,000 (\$1,116,000 winner)**
TPC Scottsdale **Par/Yards: 35-36—71/7,152 yards** **500 FedExCup points to winner**

Third-Round Notes – Saturday, February 1, 2014

Weather: Partly cloudy with an afternoon high of 62 degrees, winds WSW 7-12 mph

Third-Round Leaderboard

Bubba Watson	64-66-68—198 (-15)
Kevin Stadler	65-68-67---200 (-13)
Ryan Moore	66-71-64—201 (-12)
Harris English	65-67-69—201 (-12)
Hideki Matsuyama	66-67-68—201 (-12)
Brendan Steele	66-74-62—202 (-11)

Bubba Watson

Bubba Watson takes a two-stroke lead over Kevin Stadler into the final round of the Waste Management Phoenix Open after a 68(-3) in round three.

This is the seventh time Watson has had a share of or the outright lead heading into the final round of a PGA TOUR event. The last time was at the Travelers Championship in 2013 where Watson went into Sunday tied with Charley Hoffman and Graham DeLaet and shot a 70(E) to finish solo fourth.

Watson's round at a glance: 8 of 14 fairways, 12 of 18 greens, 2 of 2 sand saves, 25 putts.

On Saturday, at TPC Scottsdale, Watson extended his streak of consecutive rounds at even par or better to 29. His worst score is even-par 71, set on three occasions and most recently in the third round in 2013.

Watson has a chance to become the fourth consecutive Waste Management Phoenix Open Champion to record all four tournament rounds in the 60's.

<u>Year</u>	<u>Champion</u>	<u>Score</u>
2013	Phil Mickelson	60-65-64-67—256(-28)
2012	Kyle Stanley	69-66-69-65—268(-20)
2011	Mark Wilson*	65-64-68-69—266(-18)

*Won playoff on second extra hole

Watson's final round scoring average is 70.00 through three events in the 2013-14 PGA TOUR season.

Watson, making his eighth consecutive start in Scottsdale, owns two top-10 finishes at the Waste Management Phoenix Open (2012-T5, 2007-T8). Most recently, he finished T15 a year ago.

In his 196th career PGA TOUR start since joining the TOUR in 2006, Watson is in search of his fifth TOUR title and first since the 2012 Masters.

Kevin Stadler

In his 239th PGA TOUR start, Kevin Stadler is looking for his first win on the PGA TOUR.

Stadler has two runner-up finishes in his career on TOUR, the most recent coming at the Wyndham Championship in 2009, where he lost in a three-man playoff.

The last time Stadler played in the final group on Sunday was at the OHL Classic at Mayakoba earlier this season. Stadler carded a final round 74(+3) and finished T12.

Stadler's round at a glance: 8 of 14 fairways, 13 of 18 greens, 0 for 1 sand saves, 27 putts. Through five events of the season Stadler's final round scoring average is 71.20.

Harris English

Harris English is three back heading into Sunday and looking to earn his second win of the 2013-14 PGA TOUR season and the third of his career.

Earlier this season, at the OHL Classic at Mayakoba, English trailed Robert Karlsson by one-stroke heading into Sunday and fired a final round 65(-6) to earn the second win of his PGA TOUR career.

English's round at a glance: 10 of 14 fairways, 13 of 18 greens, 2 of 3 sand saves, 29 putts.

English's final round scoring average through seven events this season is 67.86.

Ryan Moore

Ryan Moore beat his career best round at the Waste Management Phoenix Open by one on Saturday when he fired a 64(-7). In 2013, Moore carded consecutive rounds of 65(-6) on the weekend and finished the tournament in fourth place. In his previous eight starts, his solo fourth in '13 is his best finish at this event.

Moore's round in detail: 13 of 14 fairways, 13 of 18 greens, 1 of 1 sand saves, 25 putts.

On Sunday, Moore will be trying to win his second event of the 2013-14 PGA TOUR season. Last October, Moore won the CIMB Classic by defeating Gary Woodland in a playoff.

Moore's final round scoring average this season is 70.00 through five events this season.

Hideki Matsuyama

In just his 16th start on the PGA TOUR, Hideki Matsuyama is looking to become the youngest winner in tournament history at the Waste Management Phoenix Open at 21 years, 11 months, & eight days. Currently the youngest winner is Jerry Pate (1977) at 23 years, three months, & three days.

Matsuyama joined the PGA TOUR in 2013 after finishing inside the top 125 of the FedExCup points list.

Matsuyama's career-best finish on TOUR came at the Frys.com Open (T3), the first event of the new season.

Matsuyama's final round scoring average is 69.67 through four events this season.

Matsuyama's round in detail: 10 of 14 fairways, 15 of 18 greens, 1 of 3 sand saves, 30 putts.

Brendan Steele

Steele's bogey-free 62(-9) in the third round is a new career-low, his previous best round was a 64(-8) at the Humana Challenge in 2013.

In competitive play at TPC Scottsdale, Steele has recorded 13 of 15 rounds at par or better.

Steele's third round detail: hit 12 of 14 fairways, 15 of 18 greens, 2 of 3 sand saves, 25 putts.

Through six events of the season Steele's final round scoring average is 69.75.

Steele is closing in on his third consecutive top six finish at the Waste Management Phoenix Open.

<u>Year</u>	<u>Finish</u>
-------------	---------------

2013	T6
------	----

2012	T5
------	----

Steele's one win on the PGA TOUR came at the Valero Texas Open in 2011 in which he lead or had a share of the lead for three consecutive rounds.

Additional Player Notes

Second round co-leader Matt Jones falls back into a tie for sixth after a third round 72(+1)

Waste Management Phoenix Open defending champion, Phil Mickelson (T40), couldn't get much going in round three shooting a one-over par 72.

Miscellaneous Notes

There are seven past tournament champions in the field this week: Hunter Mahan/2010 (T6), Phil Mickelson/2013, 2005, 1996 (T40), Aaron Baddeley/2007 (T54), J.B. Holmes/2006/2008 (T54), Mark Calcavecchia/1989, 1992, 2001 (T65), Kyle Stanley/2012 (MC), Mark Wilson/2011 (MC).

Bogey-free rounds:

R1: Chris Kirk (65), Tommy Gainey (66), Hunter Mahan (66), Kiradech Aphibarnrat (66), Bryce Molder (67).

R2: Brandt Snedeker (64), Ryan Palmer (64), Lucas Glover (66), Ken Duke (67), Phil Mickelson (67), Patrick Reed (67), John Rollins (67).

R3: Brendan Steele (62), Ryan Moore (64), Matt Every (67), John Rollins (67), Charles Howell II (67), Chris Stroud (68), Kevin Na (68).

Scoring Averages at TPC Scottsdale:

	Front 9	Back 9	Total	Cumulative
Round 1	34.780	35.561	70.341	---
Round 2	35.121	35.583	70.705	---
Round 3	34.714	35.623	70.338	70.481



2015 WASTE MANAGEMENT PHOENIX OPEN MEDIA GUIDE

**SECTION 10:
2014 ROUND 4 STATS**



2014 Waste Management Phoenix Open
TPC Scottsdale
Official Final Standings



1	Kevin Stadler	-16	65	68	67	68	268	\$ 1,116,000.00
2	Graham DeLaet	-15	67	72	65	65	269	\$ 545,600.00
	Bubba Watson	-15	64	66	68	71	269	\$ 545,600.00
4	Hunter Mahan	-14	66	71	65	68	270	\$ 272,800.00
	Hideki Matsuyama	-14	66	67	68	69	270	\$ 272,800.00
6	Charles Howell III	-13	70	69	67	65	271	\$ 207,700.00
	Brendan Steele	-13	66	74	62	69	271	\$ 207,700.00
	Ryan Moore	-13	66	71	64	70	271	\$ 207,700.00
9	Harris English	-12	65	67	69	71	272	\$ 179,800.00
10	Webb Simpson	-11	68	72	67	66	273	\$ 167,400.00
11	Pat Perez	-10	65	68	70	71	274	\$ 155,000.00
12	Cameron Tringale	-9	71	67	69	68	275	\$ 130,200.00
	John Mallinger	-9	67	72	67	69	275	\$ 130,200.00
	Matt Jones	-9	65	65	72	73	275	\$ 130,200.00
15	Scott Piercy	-8	67	67	75	67	276	\$ 102,300.00
	Morgan Hoffmann	-8	69	66	70	71	276	\$ 102,300.00
	Greg Chalmers	-8	65	67	71	73	276	\$ 102,300.00
	Jason Kokrak	-8	66	69	68	73	276	\$ 102,300.00
19	John Merrick	-7	75	65	69	68	277	\$ 63,302.00
	Michael Thompson	-7	72	68	70	67	277	\$ 63,302.00
	Kevin Na	-7	70	70	68	69	277	\$ 63,302.00
	William McGirt	-7	65	69	73	70	277	\$ 63,302.00
	Justin Hicks	-7	71	70	69	67	277	\$ 63,302.00
	Martin Laird	-7	67	68	71	71	277	\$ 63,302.00
	John Rollins	-7	72	67	67	71	277	\$ 63,302.00
	Patrick Reed	-7	67	67	71	72	277	\$ 63,302.00
	Roberto Castro	-7	72	69	70	66	277	\$ 63,302.00
	Chris Stroud	-7	70	67	68	72	277	\$ 63,302.00
29	Geoff Ogilvy	-6	71	70	68	69	278	\$ 40,300.00
	Ken Duke	-6	70	67	72	69	278	\$ 40,300.00
	Bryce Molder	-6	67	71	70	70	278	\$ 40,300.00
	Spencer Levin	-6	67	69	70	72	278	\$ 40,300.00
	Nick Watney	-6	69	68	68	73	278	\$ 40,300.00
34	Bill Haas	-5	69	68	71	71	279	\$ 33,480.00
	Jason Bohn	-5	70	70	70	69	279	\$ 33,480.00
	Jonas Blixt	-5	68	71	72	68	279	\$ 33,480.00
37	Camilo Villegas	-4	70	71	68	71	280	\$ 27,900.00
	Gary Woodland	-4	67	72	72	69	280	\$ 27,900.00
	Brian Davis	-4	72	69	70	69	280	\$ 27,900.00
	Matt Every	-4	72	66	67	75	280	\$ 27,900.00
	Ricky Barnes	-4	71	67	67	75	280	\$ 27,900.00
42	Chris Smith	-3	70	69	71	71	281	\$ 21,080.00
	Phil Mickelson	-3	71	67	72	71	281	\$ 21,080.00
	James Driscoll	-3	67	70	73	71	281	\$ 21,080.00
	David Lingmerth	-3	72	68	68	73	281	\$ 21,080.00
	K.J. Choi	-3	71	70	69	71	281	\$ 21,080.00
	Ben Crane	-3	69	69	69	74	281	\$ 21,080.00
48	Erik Compton	-2	67	72	71	72	282	\$ 15,772.80
	Ryan Palmer	-2	76	64	70	72	282	\$ 15,772.80
	David Lynn	-2	72	66	70	74	282	\$ 15,772.80
	Aaron Baddeley	-2	68	70	73	71	282	\$ 15,772.80
	Jhonattan Vegas	-2	71	66	75	70	282	\$ 15,772.80
53	Brendon de Jonge	-1	66	73	70	74	283	\$ 14,284.80





2014 Waste Management Phoenix Open
TPC Scottsdale
Official Final Standings



	Robert Garrigus	-1	70	70	70	73	283	\$	14,284.80
	Brian Stuard	-1	73	68	69	73	283	\$	14,284.80
	Martin Kaymer	-1	69	71	71	72	283	\$	14,284.80
	Kevin Streelman	-1	71	68	74	70	283	\$	14,284.80
58	David Hearn	E	68	70	73	73	284	\$	13,764.00
	Nicolas Colsaerts	E	69	68	74	73	284	\$	13,764.00
	J.B. Holmes	E	73	68	70	73	284	\$	13,764.00
61	Charley Hoffman	+1	70	71	69	75	285	\$	13,206.00
	Jonathan Byrd	+1	68	73	69	75	285	\$	13,206.00
	Brandt Snedeker	+1	70	64	72	79	285	\$	13,206.00
	Brian Gay	+1	69	71	71	74	285	\$	13,206.00
	Sang-Moon Bae	+1	67	73	71	74	285	\$	13,206.00
	John Peterson	+1	68	70	74	73	285	\$	13,206.00
67	Kiradech Aphibarnrat	+2	66	71	73	76	286	\$	12,710.00
	Fred Funk	+2	69	71	76	70	286	\$	12,710.00
69	Y.E. Yang	+3	64	73	75	75	287	\$	12,276.00
	Mark Calcavecchia	+3	70	71	71	75	287	\$	12,276.00
	Scott Langley	+3	71	70	71	75	287	\$	12,276.00
	Derek Ernst	+3	72	69	72	74	287	\$	12,276.00
	Steven Bowditch	+3	71	69	75	72	287	\$	12,276.00
74	Ben Curtis	+4	68	72	73	75	288	\$	11,842.00
	Joe Ogilvie	+4	71	70	77	70	288	\$	11,842.00
76	Chris Kirk	+5	65	73	75	76	289	\$	11,656.00
77	Vijay Singh	+8	69	72	75	76	292	\$	11,532.00
Cut	Padraig Harrington	E	73	69			142		
Cut	Luke Guthrie	E	71	71			142		
Cut	Lee Westwood	E	67	75			142		
Cut	Charlie Beljan	E	73	69			142		
Cut	Daniel Summerhays	E	70	72			142		
Cut	Martin Flores	E	72	70			142		
Cut	Josh Teater	E	73	69			142		
Cut	Richard H. Lee	+1	71	72			143		
Cut	Kris Blanks	+1	71	72			143		
Cut	John Huh	+1	70	73			143		
Cut	Retief Goosen	+1	72	71			143		
Cut	Justin Leonard	+1	72	71			143		
Cut	Charlie Wi	+1	72	71			143		
Cut	Kevin Tway	+1	74	69			143		
Cut	Nicholas Thompson	+1	71	72			143		
Cut	Kevin Chappell	+1	72	71			143		
Cut	Rickie Fowler	+1	71	72			143		
Cut	Billy Horschel	+1	71	72			143		
Cut	D.A. Points	+1	70	73			143		
Cut	Russell Henley	+1	68	75			143		
Cut	Michael Putnam	+1	67	76			143		
Cut	Scott Verplank	+2	70	74			144		
Cut	Ted Potter, Jr.	+2	73	71			144		
Cut	James Hahn	+2	72	72			144		
Cut	Danny Lee	+2	73	71			144		
Cut	Scott Stallings	+2	70	74			144		
Cut	Marc Leishman	+2	72	72			144		
Cut	Ian Poulter	+2	69	75			144		
Cut	Angel Cabrera	+2	72	72			144		





2014 Waste Management Phoenix Open
TPC Scottsdale
Official Final Standings



Cut	Lucas Glover	+3	79	66	145
Cut	Brian Harman	+3	74	71	145
Cut	Tommy Gainey	+3	66	79	145
Cut	Mike Weir	+3	75	70	145
Cut	Paul Goydos	+3	72	73	145
Cut	Bo Van Pelt	+4	76	70	146
Cut	Rory Sabbatini	+4	72	74	146
Cut	Robert Allenby	+4	76	70	146
Cut	Jeff Overton	+4	72	74	146
Cut	D.H. Lee	+4	73	73	146
Cut	Keegan Bradley	+4	66	80	146
Cut	Woody Austin	+4	73	73	146
Cut	George McNeill	+4	72	74	146
Cut	David Toms	+4	74	72	146
Cut	Carl Pettersson	+4	72	74	146
Cut	A Ki Taek Lee	+5	73	74	147
Cut	J.J. Henry	+5	75	72	147
Cut	Jeff Maggert	+6	75	73	148
Cut	Stephen Ames	+6	76	72	148
Cut	Mark Wilson	+6	74	74	148
Cut	Ryo Ishikawa	+7	71	78	149
Cut	Andres Romero	+9	73	78	151
Cut	Gonzalo Fdez-Castano	+10	78	74	152
Cut	Kyle Stanley	+11	78	75	153
Cut	Paul Trittler	+11	79	74	153
Cut	Joey Snyder III	+17	76	83	159



2014 Waste Management Phoenix Open Final Round Top Players



Course	Hole	1	2	3	4	5	6	7	8	9	Out	10	11	12	13	14	15	16	17	18	In	Total
TS TPC Scottsdale	Par	4	4	5	3	4	4	3	4	4	35	4	4	3	5	4	5	3	4	4	36	71

1 Kevin Stadler		-16																						
	DD1 DD2 FH SH SS PT GR SGP	Course																						
1	290 345 9 0 0 26 14 3.440	TS	4	(3)	(4)	(2)	4	4	(2)	(3)	4	30	4	(5)	3	(4)	4	(4)	3	4	4	35	65	
2	314 305 11 1 1 31 14 0.238	TS	(5)	4	5	3	4	4	3	4	4	36	(3)	4	3	(4)	4	(4)	3	(3)	4	32	68	
3	317 303 8 1 0 27 13 -1.977	TS	4	4	5	3	4	4	(4)	4	(3)	35	4	(5)	3	(4)	(3)	5	(2)	(3)	(3)	32	67	
4	300 298 10 1 1 31 15 0.149	TS	(3)	(3)	(4)	3	4	4	3	4	(3)	31	4	(6)	3	5	4	5	3	(3)	4	37	68	268
2 Graham DeLaet		-15																						
	DD1 DD2 FH SH SS PT GR SGP	Course																						
1	340 362 7 1 1 28 14 1.537	TS	(5)	(3)	5	3	4	4	3	(3)	(3)	33	4	4	3	5	4	(4)	(2)	4	4	34	67	
2	337 266 8 0 0 34 14 -0.635	TS	4	4	5	3	(5)	4	3	4	4	36	(5)	(5)	(4)	5	(3)	(4)	3	(3)	4	36	72	
3	325 327 10 0 0 30 16 1.674	TS	(3)	(3)	(3)	3	4	4	3	4	(5)	32	4	4	(2)	5	4	(4)	3	(3)	4	33	65	
4	326 318 10 2 2 28 16 3.104	TS	4	4	(4)	(2)	4	4	3	4	4	33	(3)	4	(2)	(4)	4	(6)	3	(3)	(3)	32	65	269
Bubba Watson		-15																						
	DD1 DD2 FH SH SS PT GR SGP	Course																						
1	330 351 11 1 0 28 17 1.706	TS	(3)	(3)	5	3	4	(3)	3	(3)	4	31	4	(5)	3	(4)	(3)	5	(2)	(3)	4	33	64	
2	341 339 8 2 2 25 12 1.533	TS	4	(3)	(4)	(2)	4	4	(4)	(3)	(5)	33	(3)	4	3	(4)	4	(4)	3	4	4	33	66	
3	325 339 8 1 0 27 12 1.621	TS	4	4	(4)	3	4	(3)	3	(3)	4	32	(5)	4	3	5	4	5	3	(3)	4	36	68	
4	315 333 10 2 0 31 11 -0.886	TS	4	4	(4)	(2)	4	4	3	4	(5)	34	4	4	3	5	4	5	(4)	(3)	(5)	37	71	269
Hunter Mahan		-14																						
	DD1 DD2 FH SH SS PT GR SGP	Course																						
1	291 288 10 1 1 30 16 0.736	TS	(3)	4	5	3	4	(3)	3	4	4	33	(3)	4	3	(4)	4	(4)	3	4	4	33	66	
2	320 317 9 2 1 29 12 2.370	TS	4	4	5	3	(5)	(3)	3	4	(3)	34	4	4	3	(4)	(3)	(6)	3	(5)	(5)	37	71	
3	311 315 10 1 0 27 14 3.794	TS	4	(3)	(4)	3	(6)	(3)	3	4	(3)	33	(3)	(5)	(4)	(4)	(3)	(4)	(2)	(3)	4	32	65	
4	306 321 10 0 0 30 13 2.821	TS	4	4	(4)	3	4	4	3	4	4	34	4	4	3	(4)	4	(4)	(2)	(5)	4	34	68	270
Hideki Matsuyama		-14																						
	DD1 DD2 FH SH SS PT GR SGP	Course																						
1	307 324 10 1 1 27 12 0.683	TS	(3)	4	(4)	3	4	4	3	(3)	4	32	4	4	(2)	(4)	(5)	(4)	3	4	4	34	66	
2	310 295 6 4 1 26 12 1.222	TS	4	4	(4)	3	(3)	(3)	3	4	(3)	31	4	4	(4)	(4)	4	(4)	3	4	(5)	36	67	
3	311 295 10 3 1 30 15 0.326	TS	4	4	5	(2)	4	4	(4)	4	4	35	(3)	4	3	5	(3)	(4)	3	4	4	33	68	
4	289 303 10 2 1 32 14 -2.796	TS	4	4	(4)	3	4	4	3	4	4	34	(3)	4	3	(4)	4	5	(4)	4	4	35	69	270
6 Charles Howell III		-13																						
	DD1 DD2 FH SH SS PT GR SGP	Course																						
1	307 328 8 0 0 30 14 -0.779	TS	(3)	4	(4)	(4)	4	4	3	4	(3)	33	4	(2)	3	5	4	(6)	3	4	(6)	37	70	
2	333 304 6 1 1 30 14 -0.963	TS	4	4	(4)	3	4	(3)	3	4	4	33	(5)	4	(4)	5	4	(4)	3	4	(3)	36	69	
3	310 322 8 1 1 32 16 -0.549	TS	(3)	4	5	3	4	4	3	4	4	34	4	4	3	(4)	4	5	3	(3)	(3)	33	67	
4	293 299 8 2 0 27 14 2.873	TS	(3)	4	5	(2)	4	(3)	3	(5)	(3)	32	(3)	4	(2)	(4)	4	5	3	4	4	33	65	271





2014 Waste Management Phoenix Open Final Round Top Players



Course	Hole	1	2	3	4	5	6	7	8	9	Out	10	11	12	13	14	15	16	17	18	In	Total
TS TPC Scottsdale	Par	4	4	5	3	4	4	3	4	4	35	4	4	3	5	4	5	3	4	4	36	71

Brendan Steele																						-13								
DD1	DD2	FH	SH	SS	PT	GR	SGP	Course															Total							
1	312	358	9	0	0	30	15	1.040	TS	3	5	5	3	3	4	3	4	4	34	4	3	2	4	3	5	4	4	3	32	66
2	323	330	5	1	1	31	11	-0.618	TS	4	4	6	3	4	4	3	5	5	38	4	4	3	5	4	6	3	3	4	36	74
3	331	328	12	3	2	25	15	2.650	TS	4	4	4	3	3	3	2	3	4	30	3	3	3	4	4	5	3	4	3	32	62
4	308	335	7	2	1	27	10	3.487	TS	4	4	4	2	5	5	3	4	4	35	3	4	4	4	4	5	3	3	4	34	69

Ryan Moore																						-13								
DD1	DD2	FH	SH	SS	PT	GR	SGP	Course															Total							
1	298	284	8	2	2	28	14	3.583	TS	3	4	4	3	4	4	3	4	3	32	4	4	2	4	4	5	4	3	4	34	66
2	260	261	9	1	0	33	15	-1.324	TS	5	4	5	2	4	5	3	4	4	36	4	4	3	6	4	4	3	3	4	35	71
3	309	285	13	1	1	25	13	2.914	TS	4	4	5	2	4	4	3	4	4	34	3	4	2	4	3	4	3	4	3	30	64
4	253	266	7	0	0	31	13	-1.671	TS	4	4	4	3	4	5	4	5	4	37	4	4	3	5	4	4	2	3	4	33	70

Harris English																						-12									
DD1	DD2	FH	SH	SS	PT	GR	SGP	Course															Total								
1	310	323	10	0	0	28	14	0.297	TS	3	4	4	3	3	3	3	4	4	31	4	4	2	4	3	4	4	4	4	5	34	65
2	341	316	10	1	1	31	16	0.636	TS	4	4	4	2	3	4	3	5	4	33	4	4	3	5	4	4	3	3	4	34	67	
3	304	294	10	4	2	29	13	0.707	TS	4	4	3	3	5	4	3	4	3	33	4	4	3	5	4	4	3	4	5	36	69	
4	307	320	7	2	1	26	10	1.551	TS	4	5	6	3	4	4	3	4	4	37	3	5	2	4	3	7	3	4	3	34	71	

Webb Simpson																						-11								
DD1	DD2	FH	SH	SS	PT	GR	SGP	Course															Total							
1	313	313	5	2	1	27	13	1.092	TS	3	4	5	3	4	5	3	4	4	35	3	4	3	4	3	4	3	3	6	33	68
2	305	270	7	3	1	26	8	2.888	TS	5	4	4	2	5	5	3	3	4	35	4	4	4	4	4	5	3	5	4	37	72
3	315	299	8	2	1	27	12	1.473	TS	3	4	4	3	5	4	3	4	4	34	4	4	4	4	3	3	3	4	4	33	67
4	298	304	11	1	1	29	14	2.047	TS	3	4	4	3	4	3	3	4	4	32	4	4	3	5	4	4	2	4	4	34	66

Pat Perez																						-10								
DD1	DD2	FH	SH	SS	PT	GR	SGP	Course															Total							
1	303	313	10	4	1	26	14	1.030	TS	4	4	6	3	4	4	3	3	3	34	3	3	2	5	4	4	2	4	4	31	65
2	382	281	8	0	0	30	15	0.446	TS	3	4	4	3	5	3	3	4	4	33	5	4	4	5	4	4	3	3	3	35	68
3	311	292	8	2	2	32	15	0.017	TS	4	4	5	3	3	5	3	3	4	34	3	4	3	4	4	6	3	4	5	36	70
4	293	288	6	3	0	30	13	1.022	TS	3	4	4	2	3	3	4	5	4	32	4	4	3	5	4	6	4	5	4	39	71

Cameron Tringale																						-9								
DD1	DD2	FH	SH	SS	PT	GR	SGP	Course															Total							
1	275	305	8	4	0	28	11	2.185	TS	4	4	4	3	6	5	3	5	4	38	3	4	3	6	3	4	3	3	4	33	71
2	301	254	8	1	0	31	16	1.489	TS	3	4	4	3	5	5	3	4	4	35	3	4	3	5	4	4	2	3	4	32	67
3	286	296	6	2	1	27	9	1.846	TS	4	4	4	4	4	3	4	4	4	35	5	4	3	5	4	4	2	3	4	34	69
4	284	289	11	2	0	29	13	-1.105	TS	4	4	3	3	4	5	2	4	5	34	4	4	3	4	4	4	3	4	4	34	68





2014 Waste Management Phoenix Open Final Round Top Players



Course	Hole	1	2	3	4	5	6	7	8	9	Out	10	11	12	13	14	15	16	17	18	In	Total								
TS TPC Scottsdale	Par	4	4	5	3	4	4	3	4	4	35	4	4	3	5	4	5	3	4	4	36	71								
John Mallinger -9																														
DD1 DD2 FH SH SS PT GR SGP	Course																													
1	302	294	8	2	1	29	13	-2.260	TS	4	3	4	3	4	3	4	4	33	4	4	3	5	4	4	4	3	3	3	34	67
2	302	269	8	1	0	32	14	0.251	TS	6	4	3	3	4	4	3	4	35	4	4	4	6	3	5	3	4	4	37	72	
3	285	292	7	1	1	27	13	1.214	TS	4	3	4	3	4	4	3	4	33	4	3	3	4	3	5	4	3	5	34	67	
4	274	307	10	0	0	31	15	1.051	TS	4	4	4	2	4	4	2	4	32	4	4	4	5	4	5	3	5	3	37	69	275
Matt Jones -9																														
DD1 DD2 FH SH SS PT GR SGP	Course																													
1	322	342	10	3	1	26	14	-0.732	TS	4	3	5	3	4	4	2	4	33	4	3	3	3	4	5	2	3	5	32	65	
2	327	315	9	2	2	27	14	1.767	TS	3	4	4	2	4	4	3	4	33	4	4	3	4	3	4	3	4	3	32	65	
3	308	294	6	2	0	31	12	-0.170	TS	4	4	4	4	4	5	3	4	35	4	5	4	6	3	6	3	3	3	37	72	
4	304	307	9	4	2	29	10	0.203	TS	4	4	5	2	4	5	3	4	35	4	4	3	6	3	5	2	6	5	38	73	275
15 Scott Fiercy -8																														
DD1 DD2 FH SH SS PT GR SGP	Course																													
1	307	339	9	1	1	28	14	0.649	TS	4	4	3	3	4	4	4	4	34	3	5	3	3	3	4	3	4	5	33	67	
2	322	319	9	1	0	28	12	2.665	TS	4	4	5	2	4	5	2	4	34	4	4	3	4	4	4	3	4	3	33	67	
3	305	328	8	3	1	30	11	-0.449	TS	4	4	5	3	3	4	3	4	35	4	5	3	7	4	6	3	4	4	40	75	
4	304	359	4	1	1	29	14	1.239	TS	4	3	4	3	4	4	3	4	33	3	4	4	4	4	5	2	4	4	34	67	276
Morgan Hoffmann -8																														
DD1 DD2 FH SH SS PT GR SGP	Course																													
1	271	308	10	2	0	32	15	-0.135	TS	3	5	5	3	5	4	3	3	35	4	4	3	4	4	5	3	4	3	34	69	
2	324	305	13	2	1	29	15	2.622	TS	4	3	5	3	3	4	3	4	33	4	4	3	3	4	4	4	3	4	33	66	
3	313	331	4	2	2	30	13	0.163	TS	4	3	6	4	4	3	3	4	34	4	5	3	4	4	4	3	4	5	36	70	
4	295	310	9	4	0	30	12	0.265	TS	4	4	4	2	6	4	4	4	36	4	4	3	5	4	4	3	4	4	35	71	276
Greg Chalmers -8																														
DD1 DD2 FH SH SS PT GR SGP	Course																													
1	290	286	8	4	3	26	13	1.888	TS	3	4	5	3	4	3	3	4	33	3	4	3	4	4	4	4	2	4	32	65	
2	310	287	6	2	1	27	13	4.722	TS	4	4	4	3	5	3	3	3	34	4	4	2	5	4	4	2	4	4	33	67	
3	270	270	9	4	2	30	12	1.153	TS	4	4	6	3	4	4	3	4	36	5	3	3	4	4	5	4	3	4	35	71	
4	274	281	8	2	2	28	9	2.940	TS	4	4	5	2	5	5	3	4	36	4	4	3	6	4	5	3	4	4	37	73	276
Jason Kokrak -8																														
DD1 DD2 FH SH SS PT GR SGP	Course																													
1	311	298	8	5	2	24	11	2.744	TS	4	3	4	3	4	4	2	5	34	4	4	2	5	4	4	3	3	3	32	66	
2	339	339	8	4	1	28	11	0.449	TS	4	4	5	3	3	3	4	4	34	3	4	5	5	3	3	4	3	5	35	69	
3	320	337	10	2	2	30	12	-0.461	TS	4	5	4	2	4	4	3	4	34	4	4	2	4	4	4	3	5	4	34	68	
4	336	333	9	7	2	30	12	0.822	TS	4	4	6	3	4	3	3	5	37	3	4	3	4	4	7	4	4	3	36	73	276



2014 Waste Management Phoenix Open Final Round Top Players



Course	Hole	1	2	3	4	5	6	7	8	9	Out	10	11	12	13	14	15	16	17	18	In Total
TS TPC Scottsdale	Par	4	4	5	3	4	4	3	4	4	35	4	4	3	5	4	5	3	4	4	36 71

19 John Merrick -7

DD1	DD2	FH	SH	SS	PT	GR	SGP	Course	1	2	3	4	5	6	7	8	9	Out	10	11	12	13	14	15	16	17	18	In	Total
1	311	304	13	3	0	35	13	-5.638	TS	3	4	5	4	4	4	4	4	36	4	5	4	6	4	5	3	3	5	39	75
2	311	304	11	1	0	29	17	1.210	TS	5	3	5	2	4	4	3	4	34	4	3	3	5	4	3	2	4	3	31	65
3	287	299	11	2	0	32	16	-0.771	TS	4	4	4	2	4	4	3	5	33	4	4	4	5	4	5	3	4	3	36	69
4	282	305	11	0	0	29	13	0.287	TS	4	5	5	3	4	3	5	4	36	3	4	2	5	4	4	3	3	4	32	68

Michael Thompson -7

DD1	DD2	FH	SH	SS	PT	GR	SGP	Course	1	2	3	4	5	6	7	8	9	Out	10	11	12	13	14	15	16	17	18	In	Total
1	288	292	7	2	1	30	11	-1.263	TS	4	4	5	3	5	4	4	3	36	5	4	3	4	4	4	4	4	4	36	72
2	287	321	12	2	0	31	16	0.490	TS	4	4	5	3	4	3	4	3	34	3	5	3	5	4	4	4	3	3	34	68
3	301	312	11	0	0	32	14	0.469	TS	4	4	5	3	5	4	3	4	35	5	4	2	4	4	5	4	3	4	35	70
4	312	292	11	2	2	28	15	2.816	TS	3	5	4	3	4	4	3	4	34	3	4	2	5	4	6	3	3	3	33	67

Kevin Na -7

DD1	DD2	FH	SH	SS	PT	GR	SGP	Course	1	2	3	4	5	6	7	8	9	Out	10	11	12	13	14	15	16	17	18	In	Total
1	281	327	8	2	2	29	11	-0.225	TS	4	4	4	3	5	4	3	4	35	4	4	2	5	4	5	3	4	4	35	70
2	292	265	10	4	1	28	11	1.313	TS	5	5	5	3	5	3	4	3	36	5	4	3	4	4	5	2	3	4	34	70
3	297	268	11	1	1	29	14	0.855	TS	4	4	4	3	4	4	3	4	34	4	4	3	5	3	4	3	4	4	34	68
4	302	292	6	1	0	28	12	1.509	TS	4	3	5	2	4	3	4	5	33	4	4	3	6	4	6	3	3	3	36	69

William McGirt -7

DD1	DD2	FH	SH	SS	PT	GR	SGP	Course	1	2	3	4	5	6	7	8	9	Out	10	11	12	13	14	15	16	17	18	In	Total
1	282	261	9	1	1	24	12	3.952	TS	5	3	4	3	4	4	3	3	33	4	3	3	4	4	4	3	3	4	32	65
2	290	289	9	1	0	29	13	0.146	TS	5	3	5	3	4	5	3	4	35	5	4	2	5	4	5	2	4	3	34	69
3	292	285	6	2	0	31	11	-3.157	TS	4	4	5	2	5	4	4	3	35	4	6	4	4	5	5	2	4	4	38	73
4	282	332	10	3	1	32	14	-1.418	TS	4	4	4	3	4	4	3	4	34	3	3	3	4	5	5	4	4	5	36	70

Justin Hicks -7

DD1	DD2	FH	SH	SS	PT	GR	SGP	Course	1	2	3	4	5	6	7	8	9	Out	10	11	12	13	14	15	16	17	18	In	Total	
1	299	298	9	0	0	32	15	-0.105	TS	3	3	5	3	4	5	3	4	34	4	5	2	4	4	5	3	4	6	37	71	
2	306	280	9	1	1	32	14	1.145	TS	4	4	5	3	5	4	3	4	36	4	4	4	4	4	4	4	4	3	3	34	70
3	298	279	8	1	1	31	14	1.147	TS	4	4	4	3	4	4	3	4	34	4	4	4	3	4	5	3	3	5	35	69	
4	296	306	8	1	1	30	16	1.886	TS	3	4	5	3	4	4	3	4	34	3	4	3	5	4	4	2	4	4	33	67	

Martin Laird -7

DD1	DD2	FH	SH	SS	PT	GR	SGP	Course	1	2	3	4	5	6	7	8	9	Out	10	11	12	13	14	15	16	17	18	In	Total
1	288	314	6	0	0	30	14	-0.450	TS	4	4	4	4	4	4	3	4	35	4	3	3	3	4	5	3	3	4	32	67
2	307	304	10	0	0	28	14	1.694	TS	3	4	5	2	3	4	3	4	33	4	4	4	4	4	4	3	4	4	35	68
3	342	311	10	3	2	30	13	-0.545	TS	4	6	6	4	4	4	3	4	39	3	4	2	4	4	4	3	4	4	32	71
4	305	314	7	2	0	30	12	1.517	TS	4	5	4	3	6	3	5	5	38	5	3	3	4	4	4	3	3	4	33	71





2014 Waste Management Phoenix Open Final Round Top Players



Course	Hole	1	2	3	4	5	6	7	8	9	Out	10	11	12	13	14	15	16	17	18	In	Total
TS TPC Scottsdale	Par	4	4	5	3	4	4	3	4	4	35	4	4	3	5	4	5	3	4	4	36	71

John Rollins -7

DD1	DD2	FH	SH	SS	PT	GR	SGP	Course	1	2	3	4	5	6	7	8	9	Out	10	11	12	13	14	15	16	17	18	In	Total
1	294	309	10	4	1	29	9	-1.182	TS	5	4	5	3	4	4	4	4	37	4	4	4	5	4	4	3	3	4	35	72
2	303	316	8	1	1	30	16	0.205	TS	3	4	5	3	4	4	3	4	34	4	4	3	5	3	4	3	3	4	33	67
3	295	267	8	2	1	25	11	1.973	TS	4	4	5	3	3	3	4	4	33	4	4	3	4	4	5	3	3	4	34	67
4	297	321	9	1	0	32	13	-0.009	TS	3	5	4	3	4	4	4	4	35	5	4	3	3	4	5	3	5	4	36	71

Patrick Reed -7

DD1	DD2	FH	SH	SS	PT	GR	SGP	Course	1	2	3	4	5	6	7	8	9	Out	10	11	12	13	14	15	16	17	18	In	Total
1	315	332	8	3	2	28	13	-0.556	TS	4	4	4	3	4	4	4	4	35	5	4	3	4	4	4	3	2	3	32	67
2	339	297	9	2	1	25	11	4.147	TS	3	4	5	3	4	4	3	4	34	3	3	3	5	4	4	2	4	4	33	67
3	321	328	7	2	1	32	13	-1.733	TS	4	3	4	3	4	4	4	4	35	4	4	3	4	4	6	3	3	5	36	71
4	274	313	11	1	0	35	14	-2.666	TS	4	4	5	3	4	4	3	5	36	4	5	4	5	4	4	3	4	3	36	72

Roberto Castro -7

DD1	DD2	FH	SH	SS	PT	GR	SGP	Course	1	2	3	4	5	6	7	8	9	Out	10	11	12	13	14	15	16	17	18	In	Total
1	297	327	8	0	0	32	12	-0.913	TS	4	5	6	2	4	4	3	4	36	4	4	3	4	4	5	4	4	4	36	72
2	317	269	10	2	0	30	14	-0.968	TS	4	3	5	3	4	3	3	4	34	4	4	3	5	4	3	3	4	5	35	69
3	302	310	11	0	0	30	14	1.624	TS	4	4	4	3	4	5	3	4	35	4	3	3	5	4	4	3	5	4	35	70
4	315	315	12	0	0	28	14	0.585	TS	4	4	4	2	4	4	4	4	33	4	4	2	4	4	4	3	4	4	33	66

Chris Stroud -7

DD1	DD2	FH	SH	SS	PT	GR	SGP	Course	1	2	3	4	5	6	7	8	9	Out	10	11	12	13	14	15	16	17	18	In	Total
1	289	295	6	1	0	29	12	-0.163	TS	4	3	5	3	4	4	3	5	35	4	5	3	4	4	4	3	4	4	35	70
2	304	301	11	3	1	27	12	1.825	TS	4	4	5	3	4	3	3	4	33	4	4	3	4	3	5	3	3	5	34	67
3	283	287	8	4	1	24	9	0.967	TS	4	4	5	3	3	4	3	4	34	4	4	3	4	4	5	2	4	4	34	68
4	288	279	8	0	0	29	11	-0.594	TS	4	4	4	3	4	3	4	5	35	4	4	4	6	4	5	2	4	4	37	72

29 Geoff Ogilvy -6

DD1	DD2	FH	SH	SS	PT	GR	SGP	Course	1	2	3	4	5	6	7	8	9	Out	10	11	12	13	14	15	16	17	18	In	Total
1	299	334	11	1	0	34	16	-3.151	TS	5	4	5	3	4	4	4	3	36	4	3	2	6	3	5	4	4	4	35	71
2	292	293	7	0	0	29	12	0.702	TS	4	4	5	3	4	3	3	5	35	4	4	4	3	4	5	4	3	4	35	70
3	312	319	9	0	0	29	15	-0.186	TS	3	4	5	3	4	3	3	4	31	4	4	4	4	4	5	3	5	4	37	68
4	298	333	8	2	1	30	14	0.187	TS	3	4	4	3	4	4	3	4	33	4	4	3	4	4	7	3	3	4	36	69

Ken Duke -6

DD1	DD2	FH	SH	SS	PT	GR	SGP	Course	1	2	3	4	5	6	7	8	9	Out	10	11	12	13	14	15	16	17	18	In	Total
1	290	292	13	1	1	32	14	-1.265	TS	3	4	4	3	4	4	4	4	34	4	4	3	4	4	4	4	5	4	36	70
2	291	277	9	0	0	29	14	2.831	TS	4	4	5	3	4	3	3	4	34	4	4	3	4	4	4	3	3	4	33	67
3	290	288	9	0	0	32	13	-1.527	TS	5	4	4	4	4	4	4	4	37	4	5	3	4	4	5	2	4	4	35	72
4	275	314	8	0	0	28	12	1.523	TS	3	3	5	3	5	4	2	5	35	5	4	3	4	4	5	3	3	3	34	69





2014 Waste Management Phoenix Open Final Round Top Players



Course	Hole	1	2	3	4	5	6	7	8	9	Out	10	11	12	13	14	15	16	17	18	In	Total
TS TPC Scottsdale	Par	4	4	5	3	4	4	3	4	4	35	4	4	3	5	4	5	3	4	4	36	71

Bryce Molder -6

DD1	DD2	FH	SH	SS	PT	GR	SGP	Course	1	2	3	4	5	6	7	8	9	Out	10	11	12	13	14	15	16	17	18	In	Total	
1	308	300	8	0	0	25	10	2.591	TS	4	4	4	2	4	4	3	4	4	33	4	4	3	4	4	5	3	3	4	34	67
2	292	304	8	0	0	30	12	1.007	TS	3	3	5	3	4	4	3	4	5	34	5	4	3	4	4	6	2	4	5	37	71
3	280	281	6	2	1	28	11	1.397	TS	4	4	4	3	4	4	3	4	4	34	4	3	4	5	4	5	3	4	4	36	70
4	254	301	7	3	2	28	11	1.078	TS	3	4	5	3	4	4	3	5	5	36	4	3	3	5	4	5	3	3	4	34	70

Spencer Levin -6

DD1	DD2	FH	SH	SS	PT	GR	SGP	Course	1	2	3	4	5	6	7	8	9	Out	10	11	12	13	14	15	16	17	18	In	Total	
1	284	261	12	0	0	28	14	0.420	TS	4	3	4	3	3	5	3	4	4	33	4	4	3	4	4	5	3	3	4	34	67
2	303	283	9	2	1	31	14	-0.050	TS	4	4	4	3	5	4	4	4	4	36	4	4	3	4	4	4	3	3	4	33	69
3	307	288	8	0	0	33	16	-0.463	TS	4	4	5	3	3	3	3	4	4	33	3	5	3	5	4	6	3	4	4	37	70
4	268	311	7	2	0	32	13	0.746	TS	4	4	5	3	4	4	3	3	5	35	3	4	3	5	4	5	3	5	5	37	72

Nick Watney -6

DD1	DD2	FH	SH	SS	PT	GR	SGP	Course	1	2	3	4	5	6	7	8	9	Out	10	11	12	13	14	15	16	17	18	In	Total	
1	316	340	10	2	1	30	13	-0.576	TS	4	4	5	3	3	5	3	3	4	34	4	4	3	5	3	4	3	4	5	35	69
2	302	301	4	1	0	29	14	0.167	TS	4	4	5	3	4	4	3	4	3	34	3	5	3	4	3	5	3	4	4	34	68
3	304	342	10	0	0	29	14	0.753	TS	4	3	5	2	4	5	2	5	3	33	4	4	3	4	4	5	3	4	4	35	68
4	279	291	10	4	1	31	11	-2.056	TS	4	4	6	3	4	4	3	4	5	37	4	4	3	5	5	4	3	4	4	36	73

34 Bill Haas -5

DD1	DD2	FH	SH	SS	PT	GR	SGP	Course	1	2	3	4	5	6	7	8	9	Out	10	11	12	13	14	15	16	17	18	In	Total	
1	287	283	5	2	2	30	13	0.365	TS	4	4	4	3	5	4	3	4	4	35	4	4	3	4	4	4	3	3	5	34	69
2	321	293	9	1	1	30	14	-0.162	TS	5	4	5	3	3	4	3	4	4	35	4	4	3	4	4	3	2	4	5	33	68
3	292	268	8	2	0	32	14	-0.953	TS	4	5	5	3	4	4	3	4	4	36	4	3	3	5	4	4	3	5	4	35	71
4	295	329	6	2	2	31	12	-0.007	TS	4	4	5	3	5	4	3	4	4	36	4	4	3	5	4	5	2	4	4	35	71

Jason Bohn -5

DD1	DD2	FH	SH	SS	PT	GR	SGP	Course	1	2	3	4	5	6	7	8	9	Out	10	11	12	13	14	15	16	17	18	In	Total	
1	268	298	8	1	0	31	14	-0.049	TS	3	4	5	3	3	4	3	5	4	34	4	4	2	5	4	5	3	5	4	36	70
2	287	283	9	2	1	29	13	1.170	TS	4	4	5	3	5	3	4	4	4	36	3	5	3	5	4	4	3	3	4	34	70
3	301	280	6	0	0	28	12	0.325	TS	3	4	5	3	4	4	3	4	4	34	4	5	3	4	4	5	3	4	4	36	70
4	293	301	11	3	0	30	12	1.382	TS	5	4	3	4	4	5	3	4	4	36	3	3	3	4	5	5	3	4	3	33	69

Jonas Blixt -5

DD1	DD2	FH	SH	SS	PT	GR	SGP	Course	1	2	3	4	5	6	7	8	9	Out	10	11	12	13	14	15	16	17	18	In	Total	
1	286	302	3	1	1	26	12	1.920	TS	4	4	4	2	4	4	3	4	4	33	4	4	3	5	3	4	3	3	6	35	68
2	287	304	8	0	0	35	15	-1.138	TS	4	4	5	3	4	4	3	4	5	36	4	5	3	5	4	4	3	3	4	35	71
3	310	297	7	3	3	25	8	2.163	TS	3	4	6	3	4	4	3	4	4	35	3	5	3	4	4	6	3	5	4	37	72
4	280	293	6	3	3	29	14	1.018	TS	4	4	5	2	4	4	3	4	4	34	4	4	3	4	3	5	3	4	4	34	68





2014 Waste Management Phoenix Open Final Round Top Players



Course	Hole	1	2	3	4	5	6	7	8	9	Out	10	11	12	13	14	15	16	17	18	In Total
TS TPC Scottsdale	Par	4	4	5	3	4	4	3	4	4	35	4	4	3	5	4	5	3	4	4	36 71

37 Camilo Villegas -4

DD1	DD2	FH	SH	SS	PT	GR	SGP	Course	1	2	3	4	5	6	7	8	9	Out	10	11	12	13	14	15	16	17	18	In Total
1	305	311	7	1	0	32	14	-0.274	TS	3	4	5	3	4	4	3	4	4	34	4	4	3	4	4	6	4	4	36 70
2	307	298	10	1	1	31	14	-2.596	TS	3	4	5	3	4	3	4	4	34	4	5	3	5	5	6	2	3	4	37 71
3	303	297	7	2	1	31	15	0.303	TS	4	4	4	2	3	5	3	4	4	33	3	4	3	5	4	4	3	3	36 68
4	299	337	9	1	1	33	15	-1.499	TS	4	4	4	3	6	3	4	3	4	35	5	4	3	5	4	4	3	4	36 71 280

Gary Woodland -4

DD1	DD2	FH	SH	SS	PT	GR	SGP	Course	1	2	3	4	5	6	7	8	9	Out	10	11	12	13	14	15	16	17	18	In Total	
1	322	339	7	2	2	27	13	1.717	TS	4	3	6	2	3	4	3	4	4	33	4	3	3	4	4	6	3	3	4	34 67
2	314	324	9	2	0	31	11	-1.954	TS	4	5	5	4	5	4	3	4	4	38	3	4	4	4	4	5	3	3	4	34 72
3	317	320	10	1	0	30	10	-3.142	TS	4	4	5	3	4	5	4	4	3	36	4	4	3	4	4	5	4	4	36 72	
4	314	325	7	3	2	25	9	1.330	TS	4	4	5	3	3	5	2	5	3	34	4	4	3	5	4	6	3	3	3	35 69 280

Brian Davis -4

DD1	DD2	FH	SH	SS	PT	GR	SGP	Course	1	2	3	4	5	6	7	8	9	Out	10	11	12	13	14	15	16	17	18	In Total	
1	288	235	7	0	0	35	16	-1.742	TS	3	4	4	3	4	4	3	5	4	34	4	4	3	5	4	5	3	4	6	38 72
2	314	285	8	1	1	28	11	0.280	TS	3	3	5	3	4	4	4	4	4	34	3	5	4	4	4	5	3	3	4	35 69
3	310	286	9	2	2	32	14	0.795	TS	4	4	6	3	4	4	3	4	4	36	4	3	3	4	4	4	4	4	4	34 70
4	268	297	9	1	1	26	11	0.848	TS	4	5	3	3	4	4	3	4	4	34	5	3	3	4	4	5	3	4	4	35 69 280

Matt Every -4

DD1	DD2	FH	SH	SS	PT	GR	SGP	Course	1	2	3	4	5	6	7	8	9	Out	10	11	12	13	14	15	16	17	18	In Total	
1	293	313	10	3	2	28	9	-1.948	TS	4	3	4	4	5	4	3	4	5	36	4	3	3	5	4	6	4	3	4	36 72
2	299	290	10	2	2	28	15	1.411	TS	3	4	5	3	4	4	3	4	4	34	5	4	3	4	3	4	3	4	4	32 66
3	301	316	11	3	2	29	15	0.955	TS	3	4	4	3	3	4	3	4	3	31	4	4	3	5	4	5	3	4	4	36 67
4	304	266	8	3	0	33	13	-2.798	TS	4	4	3	3	4	7	4	4	4	37	5	4	3	5	4	4	4	5	4	38 75 280

Ricky Barnes -4

DD1	DD2	FH	SH	SS	PT	GR	SGP	Course	1	2	3	4	5	6	7	8	9	Out	10	11	12	13	14	15	16	17	18	In Total	
1	302	303	7	1	0	31	14	0.996	TS	4	4	4	3	3	4	3	4	4	33	4	4	2	5	4	7	4	4	4	38 71
2	323	291	7	0	0	27	13	2.678	TS	5	4	5	3	4	3	4	4	35	4	4	2	5	3	4	3	3	4	32 67	
3	326	304	8	1	0	26	13	-0.217	TS	3	4	4	3	4	5	2	4	4	33	3	4	3	5	3	5	3	4	4	34 67
4	266	292	6	1	0	34	12	-1.197	TS	4	3	6	2	4	5	3	3	4	34	4	6	4	5	6	4	3	5	4	41 75 280

42 Chris Smith -3

DD1	DD2	FH	SH	SS	PT	GR	SGP	Course	1	2	3	4	5	6	7	8	9	Out	10	11	12	13	14	15	16	17	18	In Total	
1	302	321	9	4	1	30	13	0.247	TS	4	4	5	2	4	3	3	4	4	33	4	3	5	5	4	4	3	3	6	37 70
2	310	304	10	1	0	33	16	1.712	TS	4	4	5	3	3	4	3	5	3	34	5	3	4	5	4	4	3	3	4	35 69
3	300	293	6	2	0	32	14	1.436	TS	4	5	5	3	4	4	4	4	4	37	4	3	4	5	3	4	3	4	4	34 71
4	285	283	10	1	0	33	14	0.143	TS	3	4	5	3	5	4	4	3	5	36	3	4	3	5	4	4	2	6	4	35 71 281





2014 Waste Management Phoenix Open Final Round Top Players



Course	Hole	1	2	3	4	5	6	7	8	9	Out	10	11	12	13	14	15	16	17	18	In	Total
TS TPC Scottsdale	Par	4	4	5	3	4	4	3	4	4	35	4	4	3	5	4	5	3	4	4	36	71

Phil Mickelson -3

DD1	DD2	FH	SH	SS	PT	GR	SGP	Course																							
1	282	296	5	4	2	30	11	0.296	TS	③	4	5	②	⑤	4	④	4	⑤	36	4	4	⑤	④	③	5	3	③	4	35	71	
2	345	307	10	2	2	29	14	2.297	TS	4	③	④	3	4	4	3	4	③	32	4	4	3	5	4	5	3	③	4	35	67	
3	293	268	8	3	2	30	11	-0.727	TS	4	4	④	3	4	4	3	4	4	34	4	⑤	3	④	4	④	⑤	4	⑤	38	72	
4	278	301	9	0	0	32	12	-1.484	TS	4	4	④	3	4	⑤	3	4	4	35	4	4	3	④	⑤	⑥	②	4	4	36	71	281

James Driscoll -3

DD1	DD2	FH	SH	SS	PT	GR	SGP	Course																							
1	281	300	6	3	1	29	15	2.054	TS	4	4	④	②	4	⑤	3	4	4	34	③	4	3	5	③	5	3	4	③	33	67	
2	288	266	8	1	0	31	14	-0.575	TS	4	4	⑥	3	4	4	②	⑤	4	36	4	4	④	5	③	④	3	③	4	34	70	
3	316	285	2	3	1	32	12	-1.516	TS	4	4	④	3	③	③	3	⑤	③	32	4	⑤	④	5	4	⑥	3	⑥	4	41	73	
4	280	272	4	2	1	29	10	1.922	TS	4	⑤	5	3	4	4	3	4	4	36	4	4	3	④	4	5	②	4	⑤	35	71	281

David Lingmerth -3

DD1	DD2	FH	SH	SS	PT	GR	SGP	Course																							
1	304	348	6	1	0	30	10	-0.157	TS	⑤	③	⑥	3	③	⑤	3	4	4	36	4	4	3	④	4	⑥	3	⑤	③	36	72	
2	311	288	8	1	1	29	13	1.856	TS	4	③	5	3	4	③	3	4	③	32	⑤	4	3	⑥	4	5	3	③	③	36	68	
3	318	298	5	1	1	28	13	1.962	TS	4	4	④	3	4	4	3	③	③	32	4	③	3	④	⑤	5	3	⑤	4	36	68	
4	288	305	9	0	0	31	13	1.463	TS	4	③	5	②	4	4	3	4	4	33	⑤	4	3	5	⑤	5	②	⑥	⑤	40	73	281

K.J. Choi -3

DD1	DD2	FH	SH	SS	PT	GR	SGP	Course																							
1	290	305	11	2	1	34	15	-1.176	TS	4	③	5	②	4	4	3	4	4	33	4	4	3	5	4	⑥	3	③	⑥	38	71	
2	297	281	8	5	2	30	13	0.821	TS	③	4	5	3	4	4	3	4	4	34	4	⑥	④	④	4	④	3	4	③	36	70	
3	288	291	7	1	1	26	11	1.015	TS	4	⑥	④	3	4	4	3	4	③	35	4	⑤	3	④	4	④	3	③	4	34	69	
4	312	311	11	1	1	31	13	-0.694	TS	4	4	5	3	③	⑤	3	4	⑤	36	4	4	3	④	4	5	3	4	4	35	71	281

Ben Crane -3

DD1	DD2	FH	SH	SS	PT	GR	SGP	Course																							
1	295	293	10	2	0	29	13	-0.157	TS	③	4	④	3	4	⑤	④	4	⑤	36	4	4	②	5	③	5	3	③	4	33	69	
2	286	259	8	0	0	32	15	-1.132	TS	4	③	5	3	4	4	3	⑥	4	36	⑤	4	3	5	③	④	3	②	4	33	69	
3	298	279	8	1	0	29	13	2.660	TS	③	4	④	3	4	4	④	⑤	③	34	4	⑤	④	5	③	④	3	③	4	35	69	
4	282	304	7	4	1	32	13	-0.330	TS	⑤	4	⑦	3	⑤	4	3	③	4	38	4	4	3	5	4	5	3	4	4	36	74	281

48 Erik Compton -2

DD1	DD2	FH	SH	SS	PT	GR	SGP	Course																							
1	313	314	5	3	1	23	11	4.064	TS	4	⑤	④	②	4	4	3	③	③	32	4	4	3	5	4	④	⑤	②	4	35	67	
2	299	291	9	3	1	28	10	0.155	TS	⑤	⑤	5	②	4	4	④	4	4	37	⑤	4	④	5	4	③	3	③	4	35	72	
3	304	293	6	5	2	30	12	1.934	TS	4	4	5	3	4	4	3	4	③	34	4	4	3	5	③	5	④	4	⑤	37	71	
4	291	265	8	1	0	31	12	-1.114	TS	⑤	4	④	3	4	4	3	⑤	4	36	4	③	3	5	⑤	5	3	4	4	36	72	282





2014 Waste Management Phoenix Open Final Round Top Players



Course	Hole	1	2	3	4	5	6	7	8	9	Out	10	11	12	13	14	15	16	17	18	In	Total					
TS TPC Scottsdale	Par	4	4	5	3	4	4	3	4	4	35	4	4	3	5	4	5	3	4	4	36	71					
Ryan Palmer -2																											
DD1 DD2 FH SH SS PT GR SGP	Course																										
1	313 306	9 3 1	31 9	-2.769	TS	4	4	6	3	4	4	4	5	4	38	4	4	3	7	4	4	4	3	5	38	76	
2	305 320	9 0 0	24 13	1.989	TS	4	4	5	2	4	4	2	4	3	32	3	4	3	5	3	5	2	3	4	32	64	
3	316 341	5 2 1	29 11	-1.090	TS	4	4	5	3	5	3	4	5	4	37	5	4	2	4	4	4	3	3	4	33	70	
4	306 306	10 3 2	31 13	0.227	TS	4	4	5	3	4	4	3	5	5	37	4	4	3	4	4	5	3	4	4	35	72	282
David Lynn -2																											
DD1 DD2 FH SH SS PT GR SGP	Course																										
1	290 293	10 2 1	29 11	1.888	TS	4	4	4	4	4	3	5	4	36	4	4	4	4	4	5	4	3	4	36	72		
2	311 289	7 0 0	28 14	3.172	TS	4	3	5	2	5	3	4	3	4	33	3	4	3	4	3	5	3	3	5	33	66	
3	305 293	8 2 1	31 14	-0.308	TS	4	4	4	2	4	5	4	4	4	35	4	3	3	5	4	6	3	4	3	35	70	
4	272 299	5 1 0	29 9	-1.534	TS	4	4	5	2	3	4	3	4	5	34	3	5	4	5	5	4	4	6	4	40	74	282
Aaron Baddeley -2																											
DD1 DD2 FH SH SS PT GR SGP	Course																										
1	300 295	8 0 0	30 13	2.127	TS	4	4	4	3	3	5	3	4	4	34	3	5	3	3	4	5	3	4	4	34	68	
2	306 333	5 1 0	27 11	1.095	TS	5	4	4	3	6	3	3	5	4	37	4	4	4	4	4	4	3	3	3	33	70	
3	326 328	6 3 0	29 9	-0.505	TS	4	4	5	3	4	4	3	3	5	35	5	5	3	5	4	4	4	3	5	38	73	
4	307 343	5 1 0	27 11	2.463	TS	5	4	4	3	4	4	3	4	5	36	4	5	3	4	4	5	3	4	3	35	71	282
Jhonattan Vegas -2																											
DD1 DD2 FH SH SS PT GR SGP	Course																										
1	307 311	8 2 2	26 8	2.574	TS	5	4	5	3	3	4	3	4	4	35	3	3	4	4	5	5	3	4	5	36	71	
2	307 307	7 1 1	26 12	3.668	TS	4	4	4	3	4	4	2	3	3	31	4	5	3	4	4	4	3	5	3	35	66	
3	304 315	9 3 1	34 11	-3.289	TS	5	4	5	3	4	4	4	4	4	37	4	4	4	5	4	4	3	5	5	38	75	
4	320 350	14 1 0	32 14	-1.832	TS	4	4	5	4	4	4	3	5	4	37	4	4	2	4	4	4	3	4	4	33	70	282
53 Brandon de Jonge -1																											
DD1 DD2 FH SH SS PT GR SGP	Course																										
1	297 307	10 0 0	29 15	0.373	TS	4	3	5	3	4	5	3	4	4	35	3	4	2	4	4	4	4	3	3	31	66	
2	288 298	7 2 0	32 12	-1.697	TS	4	4	5	3	4	4	3	4	4	35	4	4	4	5	4	5	3	4	5	38	73	
3	283 301	10 3 3	30 13	-1.515	TS	4	4	4	2	4	4	3	4	4	33	4	4	3	5	4	5	3	5	4	37	70	
4	307 293	6 5 3	31 10	-1.163	TS	4	5	4	3	4	4	3	4	5	36	5	4	3	6	5	4	3	4	4	38	74	283
Robert Garrigus -1																											
DD1 DD2 FH SH SS PT GR SGP	Course																										
1	282 318	8 0 0	34 15	-0.226	TS	4	3	5	3	4	4	3	5	5	36	4	4	3	4	3	4	4	4	4	34	70	
2	325 309	7 1 0	32 15	-0.967	TS	4	4	4	3	5	4	3	4	5	36	4	3	4	6	4	4	2	3	4	34	70	
3	317 337	10 1 1	34 14	-1.628	TS	4	4	5	3	4	3	2	5	5	35	4	4	3	4	4	5	3	4	4	35	70	
4	311 340	6 5 2	31 11	-1.910	TS	4	4	4	3	5	4	5	5	5	39	4	3	4	3	4	5	2	5	4	34	73	283



2014 Waste Management Phoenix Open Final Round Top Players



Course	Hole	1	2	3	4	5	6	7	8	9	Out	10	11	12	13	14	15	16	17	18	In	Total
TS TPC Scottsdale	Par	4	4	5	3	4	4	3	4	4	35	4	4	3	5	4	5	3	4	4	36	71

Brian Stuard -1

DD1	DD2	FH	SH	SS	PT	GR	SGP	Course																							
1	306	263	9	4	3	26	9	0.537	TS	6	4	5	4	6	4	3	3	4	39	4	5	2	5	3	4	3	4	4	34	73	
2	310	260	8	1	1	28	12	-1.132	TS	5	5	4	3	4	4	3	4	3	35	3	4	3	5	4	4	4	2	4	33	68	
3	288	293	12	2	0	30	14	-0.874	TS	4	4	5	3	5	4	3	3	4	35	4	4	3	4	4	4	3	5	3	34	69	
4	275	297	7	5	0	27	10	0.010	TS	4	5	5	3	5	3	3	4	4	36	4	5	2	4	4	5	3	6	4	37	73	283

Martin Kaymer -1

DD1	DD2	FH	SH	SS	PT	GR	SGP	Course																						
1	318	297	11	5	3	29	11	1.483	TS	4	4	3	3	4	4	3	5	3	33	4	5	3	5	4	4	3	4	36	69	
2	330	333	8	5	1	28	12	-0.108	TS	4	4	5	3	5	3	3	4	4	35	4	3	5	6	4	4	2	4	4	36	71
3	315	307	10	2	1	30	13	0.664	TS	4	6	4	3	5	4	3	4	3	36	4	4	3	5	4	5	3	4	35	71	
4	307	337	8	2	1	28	10	0.491	TS	4	4	5	3	4	3	4	3	4	34	3	5	3	5	4	6	4	4	38	72	283

Kevin Streelman -1

DD1	DD2	FH	SH	SS	PT	GR	SGP	Course																						
1	310	323	9	0	0	33	14	-1.141	TS	4	3	3	4	4	4	4	4	4	34	4	5	4	4	4	5	3	4	4	37	71
2	317	282	13	2	1	29	12	0.627	TS	3	4	4	2	4	4	3	3	4	31	5	4	3	4	4	5	4	3	37	68	
3	289	291	11	5	1	32	12	-2.895	TS	4	5	4	3	4	5	4	4	4	37	4	4	4	5	3	6	3	4	4	37	74
4	293	309	11	3	2	29	12	0.643	TS	5	4	4	3	5	4	4	3	4	36	3	4	3	4	5	4	4	3	34	70	283

58 David Hearn E

DD1	DD2	FH	SH	SS	PT	GR	SGP	Course																						
1	294	293	9	0	0	31	15	1.388	TS	3	3	5	3	4	4	2	4	4	32	4	4	4	4	4	5	3	4	4	36	68
2	298	276	10	2	0	29	13	2.077	TS	4	4	5	3	3	4	4	4	5	36	4	3	3	5	3	5	3	3	34	70	
3	272	275	8	3	2	30	14	-0.092	TS	3	4	5	3	4	4	3	3	4	33	4	9	3	4	4	5	3	4	4	40	73
4	297	303	10	1	1	33	13	-0.256	TS	4	4	6	3	4	4	4	4	4	37	4	4	3	5	5	4	3	4	36	73	284

Nicolas Colsaerts E

DD1	DD2	FH	SH	SS	PT	GR	SGP	Course																							
1	351	355	8	1	1	30	13	0.891	TS	4	4	4	2	3	4	3	3	4	31	4	3	3	4	4	8	3	5	4	38	69	
2	336	259	7	0	0	30	15	1.220	TS	4	3	5	2	6	4	4	4	4	36	4	3	3	5	4	4	2	3	4	32	68	
3	340	337	7	3	0	27	8	1.169	TS	5	4	4	5	4	5	3	4	3	37	4	4	3	5	4	5	3	5	4	37	74	
4	301	349	8	2	0	32	12	-1.623	TS	4	4	5	4	5	4	3	4	4	37	4	4	4	4	4	5	2	5	4	36	73	284

J.B. Holmes E

DD1	DD2	FH	SH	SS	PT	GR	SGP	Course																							
1	308	319	10	1	1	31	13	-1.804	TS	4	4	4	2	4	6	4	5	4	37	4	4	4	5	4	4	3	4	4	36	73	
2	332	319	8	0	0	27	12	1.603	TS	4	5	4	4	4	4	3	4	4	36	3	4	3	4	4	5	3	3	3	32	68	
3	365	360	8	2	2	28	10	-1.548	TS	4	5	5	3	5	4	3	4	4	37	4	4	2	4	4	6	2	3	4	33	70	
4	308	353	5	2	2	30	10	0.162	TS	4	4	5	3	5	4	4	5	4	38	3	4	3	5	4	5	3	3	5	35	73	284





2014 Waste Management Phoenix Open Final Round Top Players



Course	Hole	1	2	3	4	5	6	7	8	9	Out	10	11	12	13	14	15	16	17	18	In	Total
TS TPC Scottsdale	Par	4	4	5	3	4	4	3	4	4	35	4	4	3	5	4	5	3	4	4	36	71

61 Charley Hoffman +1																															
	DD1	DD2	FH	SH	SS	PT	GR	SGP	Course																						
1	316	312	8	3	0	27	11	0.404	TS	4	5	5	3	3	4	3	3	3	33	5	5	2	4	5	5	3	4	4	37	70	
2	307	315	9	2	1	28	11	2.522	TS	5	4	7	3	4	4	2	4	3	36	4	4	3	5	3	5	2	5	4	35	71	
3	361	327	8	4	0	30	14	0.949	TS	4	4	4	3	4	4	4	3	4	34	3	4	4	4	4	6	3	3	4	35	69	
4	295	308	8	2	0	33	10	-3.232	TS	4	4	7	4	4	4	2	4	4	37	4	5	3	5	4	5	3	5	4	38	75	285
Jonathan Byrd +1																															
	DD1	DD2	FH	SH	SS	PT	GR	SGP	Course																						
1	290	326	9	1	1	26	12	1.542	TS	4	4	4	3	4	4	4	4	4	35	3	5	3	4	4	4	3	3	4	33	68	
2	319	299	8	4	2	30	11	-3.377	TS	5	4	5	3	4	4	4	5	4	38	3	4	3	5	5	4	2	4	5	35	73	
3	312	288	8	3	2	27	11	1.649	TS	4	4	5	3	4	5	3	4	3	35	3	4	3	5	4	4	4	3	4	34	69	
4	288	306	8	4	1	27	9	0.974	TS	5	4	5	3	4	4	3	4	8	40	4	4	3	5	4	4	4	4	3	35	75	285
Brandt Snedeker +1																															
	DD1	DD2	FH	SH	SS	PT	GR	SGP	Course																						
1	287	293	12	2	1	30	12	-2.937	TS	4	4	4	2	4	4	3	4	4	33	4	5	3	5	4	4	4	3	5	37	70	
2	305	283	6	2	1	25	13	4.687	TS	3	4	4	3	4	4	2	4	4	32	3	4	3	4	3	5	3	3	4	32	64	
3	299	285	9	5	1	32	13	-1.279	TS	4	4	5	3	4	4	3	4	5	36	4	4	3	6	4	5	3	3	4	36	72	
4	279	286	7	2	0	36	11	-1.896	TS	5	5	5	4	5	4	4	4	4	40	4	4	4	6	4	6	3	4	4	39	79	285
Brian Gay +1																															
	DD1	DD2	FH	SH	SS	PT	GR	SGP	Course																						
1	283	277	11	0	0	25	11	2.218	TS	3	3	6	3	4	3	3	3	4	32	4	4	2	8	4	5	3	3	4	37	69	
2	298	276	7	1	1	31	13	-1.329	TS	4	4	5	3	4	4	3	4	4	35	4	4	3	5	4	5	3	3	5	36	71	
3	290	275	7	0	0	27	10	1.146	TS	3	4	5	3	4	4	3	4	4	34	5	5	2	6	4	5	3	3	4	37	71	
4	285	276	10	5	1	29	10	0.173	TS	4	4	5	3	4	5	4	3	5	37	4	4	3	5	4	5	3	5	4	37	74	285
Sang-Moon Bae +1																															
	DD1	DD2	FH	SH	SS	PT	GR	SGP	Course																						
1	294	292	9	2	1	26	11	3.724	TS	4	5	4	3	4	4	3	4	4	35	4	5	2	4	3	4	3	4	3	32	67	
2	306	303	6	1	1	28	9	-0.491	TS	4	4	5	3	4	5	3	4	4	36	5	4	3	4	4	6	3	4	4	37	73	
3	296	287	8	5	2	29	12	2.074	TS	4	4	5	3	5	5	3	4	4	37	4	4	3	5	4	4	3	3	4	34	71	
4	294	316	8	2	0	32	11	-1.395	TS	4	4	5	3	4	5	5	4	4	38	3	5	4	4	5	5	4	3	3	36	74	285
John Peterson +1																															
	DD1	DD2	FH	SH	SS	PT	GR	SGP	Course																						
1	297	315	12	1	0	31	16	-1.044	TS	4	4	5	2	3	3	4	4	4	33	4	3	4	5	4	5	2	4	3	35	68	
2	301	273	8	2	2	33	15	-2.209	TS	5	4	4	3	4	4	3	5	4	36	4	4	3	5	4	4	3	3	4	34	70	
3	323	251	8	4	0	32	9	-1.497	TS	4	3	5	3	5	6	2	4	4	36	4	4	5	6	4	4	4	3	4	38	74	
4	306	328	10	3	0	30	12	-1.241	TS	6	4	6	3	4	3	4	3	4	37	4	4	2	4	4	7	3	5	3	36	73	285





2014 Waste Management Phoenix Open Final Round Top Players



Course	Hole	1	2	3	4	5	6	7	8	9	Out	10	11	12	13	14	15	16	17	18	In	Total
TS TPC Scottsdale	Par	4	4	5	3	4	4	3	4	4	35	4	4	3	5	4	5	3	4	4	36	71

67 Kiradech Aphibarnrat +2

DD1	DD2	FH	SH	SS	PT	GR	SGP	Course	1	2	3	4	5	6	7	8	9	Out	10	11	12	13	14	15	16	17	18	In	Total
1	266	327	8	1	1	24	11	2.588	TS	4	3	4	3	4	3	4	4	32	4	4	3	5	4	4	3	3	4	34	66
2	305	298	6	1	1	29	12	-1.184	TS	4	3	4	4	4	4	3	4	34	3	6	4	5	5	4	3	3	4	37	71
3	295	294	6	3	2	26	7	1.557	TS	3	4	4	2	4	5	3	4	33	4	4	3	6	4	7	3	4	5	40	73
4	304	325	9	3	0	30	10	-0.977	TS	5	5	6	3	3	5	4	4	39	3	4	4	4	4	5	4	4	5	37	76

Fred Funk +2

DD1	DD2	FH	SH	SS	PT	GR	SGP	Course	1	2	3	4	5	6	7	8	9	Out	10	11	12	13	14	15	16	17	18	In	Total	
1	303	281	12	4	2	27	12	-0.551	TS	3	4	5	2	4	4	2	3	4	31	4	4	4	4	4	5	5	4	4	38	69
2	300	250	10	0	0	31	13	0.193	TS	4	4	5	4	4	4	3	4	36	4	4	3	5	4	4	3	4	4	35	71	
3	280	259	12	3	0	33	10	-2.724	TS	4	4	5	3	4	4	4	4	37	4	4	4	5	4	6	4	4	4	39	76	
4	284	305	11	0	0	31	14	1.985	TS	4	4	5	3	5	3	3	4	34	4	4	3	5	4	5	3	4	4	36	70	

69 Y.E. Yang +3

DD1	DD2	FH	SH	SS	PT	GR	SGP	Course	1	2	3	4	5	6	7	8	9	Out	10	11	12	13	14	15	16	17	18	In	Total
1	306	313	10	1	1	28	17	0.985	TS	3	4	4	3	4	4	4	4	34	3	4	2	4	3	5	3	3	3	30	64
2	311	280	8	2	1	30	11	-2.955	TS	5	3	5	2	4	5	3	4	37	4	4	3	6	4	4	3	4	4	36	73
3	317	302	10	6	0	28	9	-0.542	TS	3	5	5	3	5	4	4	5	37	4	4	3	5	4	5	6	3	4	38	75
4	294	329	8	2	1	32	10	-0.829	TS	4	4	6	3	4	4	3	5	36	4	4	3	5	4	6	4	5	4	39	75

Mark Calcavecchia +3

DD1	DD2	FH	SH	SS	PT	GR	SGP	Course	1	2	3	4	5	6	7	8	9	Out	10	11	12	13	14	15	16	17	18	In	Total
1	284	284	9	0	0	31	13	-0.414	TS	4	4	5	3	4	5	3	4	36	3	5	2	5	4	5	3	3	4	34	70
2	300	266	12	0	0	31	14	-0.498	TS	4	4	4	2	4	4	3	4	33	5	4	4	5	3	6	4	3	4	38	71
3	273	274	11	1	0	27	9	0.320	TS	4	4	5	3	4	3	3	4	34	4	4	3	5	5	6	3	3	4	37	71
4	289	315	9	9	4	25	7	2.313	TS	5	4	5	6	5	4	3	3	39	5	4	3	4	5	5	3	3	4	36	75

Scott Langley +3

DD1	DD2	FH	SH	SS	PT	GR	SGP	Course	1	2	3	4	5	6	7	8	9	Out	10	11	12	13	14	15	16	17	18	In	Total
1	314	299	10	2	1	30	12	-0.669	TS	5	4	4	3	4	5	3	3	35	4	4	3	5	4	4	4	4	4	36	71
2	312	283	7	2	1	28	11	1.573	TS	4	4	5	3	4	3	3	4	34	4	4	3	4	4	6	3	3	5	36	70
3	322	276	9	3	1	30	13	-0.617	TS	5	4	5	3	4	4	3	4	35	4	3	3	5	5	5	2	3	6	36	71
4	291	338	6	2	0	36	14	-2.844	TS	4	4	5	3	4	5	3	5	38	4	4	4	5	4	5	3	4	4	37	75

Derek Ernst +3

DD1	DD2	FH	SH	SS	PT	GR	SGP	Course	1	2	3	4	5	6	7	8	9	Out	10	11	12	13	14	15	16	17	18	In	Total
1	322	306	9	3	1	27	12	2.316	TS	4	4	5	2	3	6	3	4	35	4	3	3	4	4	6	5	3	5	37	72
2	312	283	11	1	0	32	15	0.214	TS	4	3	5	3	4	4	4	4	34	5	5	3	5	4	4	3	3	3	35	69
3	284	301	7	3	3	32	11	-1.738	TS	4	5	5	3	4	4	4	6	39	3	4	3	4	3	5	3	4	4	33	72
4	317	340	6	1	0	33	11	-3.311	TS	4	4	5	3	5	4	3	4	37	4	4	2	5	4	5	3	5	5	37	74





2014 Waste Management Phoenix Open Final Round Top Players



Course	Hole	1	2	3	4	5	6	7	8	9	Out	10	11	12	13	14	15	16	17	18	In Total	
TS TPC Scottsdale	Par	4	4	5	3	4	4	3	4	4	35	4	4	3	5	4	5	3	4	4	36	71

Steven Bowditch +3

DD1	DD2	FH	SH	SS	PT	GR	SGP	Course
1	302	307	8	4	2	27	10	4.153 TS
2	332	288	7	1	1	28	11	0.239 TS
3	318	292	9	2	1	33	11	-3.033 TS
4	303	339	9	2	0	34	13	-3.199 TS

74 Ben Curtis +4

DD1	DD2	FH	SH	SS	PT	GR	SGP	Course
1	288	283	6	5	3	26	11	2.982 TS
2	299	263	9	2	1	32	13	-0.975 TS
3	316	307	8	2	2	32	13	-2.207 TS
4	296	314	6	4	0	29	11	2.317 TS

Joe Ogilvie +4

DD1	DD2	FH	SH	SS	PT	GR	SGP	Course
1	286	308	6	0	0	30	13	-0.661 TS
2	317	296	7	4	0	25	10	0.526 TS
3	286	274	5	4	1	31	9	-0.983 TS
4	290	269	6	4	3	25	10	1.536 TS

76 Chris Kirk +5

DD1	DD2	FH	SH	SS	PT	GR	SGP	Course
1	321	332	11	2	1	27	15	2.964 TS
2	321	256	8	1	0	33	13	-1.197 TS
3	302	281	4	5	2	29	8	-0.430 TS
4	313	313	7	2	1	30	7	-1.333 TS

77 Vijay Singh +8

DD1	DD2	FH	SH	SS	PT	GR	SGP	Course
1	308	340	10	1	0	29	14	-0.294 TS
2	325	290	9	2	1	28	11	1.086 TS
3	289	277	5	2	1	31	9	-4.372 TS
4	304	322	8	2	0	39	15	-6.242 TS

Cut Padraig Harrington E

DD1	DD2	FH	SH	SS	PT	GR	SGP	Course
1	270	303	9	1	0	32	12	0.144 TS
2	328	298	7	1	1	29	13	-1.786 TS





2014 Waste Management Phoenix Open Final Round Top Players



Course	Hole	1	2	3	4	5	6	7	8	9	Out	10	11	12	13	14	15	16	17	18	In Total	
TS TPC Scottsdale	Par	4	4	5	3	4	4	3	4	4	35	4	4	3	5	4	5	3	4	4	36	71

Cut Luke Guthrie

E

DD1	DD2	FH	SH	SS	PT	GR	SGP	Course																						
1	284	299	7	0	0	29	12	0.527	TS	5	4	5	2	4	4	3	3	4	34	5	6	3	4	4	4	3	3	5	37	71
2	306	283	10	2	0	28	11	1.438	TS	4	3	5	3	5	4	3	3	3	33	4	6	3	5	4	4	4	4	4	38	71

Cut Lee Westwood

E

DD1	DD2	FH	SH	SS	PT	GR	SGP	Course																						
1	301	314	10	1	1	32	16	-1.428	TS	3	4	6	2	4	3	3	5	4	34	4	4	3	4	4	4	3	3	4	33	67
2	290	293	10	3	0	35	14	-5.799	TS	4	4	5	3	5	4	3	5	4	37	4	5	4	7	4	4	3	3	4	38	75

Cut Charlie Beljan

E

DD1	DD2	FH	SH	SS	PT	GR	SGP	Course																						
1	325	312	4	2	2	30	11	-0.520	TS	3	4	5	3	4	4	3	4	4	34	5	4	3	4	4	6	5	4	4	39	73
2	316	281	8	2	1	30	13	0.169	TS	4	3	5	3	5	4	3	4	5	36	4	4	3	4	4	4	3	3	4	33	69

Cut Daniel Summerhays

E

DD1	DD2	FH	SH	SS	PT	GR	SGP	Course																						
1	273	305	9	6	0	26	10	1.211	TS	4	4	4	4	4	5	3	4	3	35	4	3	2	6	5	4	3	4	4	35	70
2	297	281	5	1	0	31	11	0.084	TS	3	4	5	3	4	4	2	4	4	33	4	6	4	5	4	4	3	5	4	39	72

Cut Martin Flores

E

DD1	DD2	FH	SH	SS	PT	GR	SGP	Course																						
1	324	272	5	1	0	33	13	-0.174	TS	3	4	5	3	5	4	3	3	5	35	4	4	3	5	4	5	4	4	4	37	72
2	313	276	7	2	1	30	14	2.029	TS	4	3	4	3	4	3	4	5	3	33	5	4	5	4	4	4	3	4	4	37	70

Cut Josh Teater

E

DD1	DD2	FH	SH	SS	PT	GR	SGP	Course																						
1	308	336	10	1	0	30	11	0.324	TS	5	3	4	4	5	4	4	5	4	38	4	4	3	4	4	4	4	4	4	35	73
2	297	296	8	0	0	28	11	0.368	TS	3	3	5	3	4	3	4	6	4	35	4	4	4	4	4	4	3	3	4	34	69

Cut Richard H. Lee

+1

DD1	DD2	FH	SH	SS	PT	GR	SGP	Course																						
1	310	301	10	3	0	31	13	-2.796	TS	4	5	5	3	4	4	2	4	4	35	4	4	3	5	4	5	4	4	3	36	71
2	320	293	9	2	2	28	10	-0.398	TS	4	4	4	3	4	3	3	4	4	33	4	6	3	5	4	5	3	4	5	39	72

Cut Kris Blanks

+1

DD1	DD2	FH	SH	SS	PT	GR	SGP	Course																						
1	315	353	10	2	0	27	9	-0.544	TS	4	4	5	3	4	4	2	4	4	34	4	4	3	3	4	6	4	4	5	37	71
2	286	305	7	0	0	30	10	-0.855	TS	6	4	5	4	5	4	3	4	4	39	4	4	3	4	4	3	3	3	5	33	72

Cut John Huh

+1

DD1	DD2	FH	SH	SS	PT	GR	SGP	Course																						
1	310	302	9	1	1	30	13	-0.466	TS	3	4	5	2	4	4	3	3	4	32	3	5	3	6	5	5	3	3	5	38	70
2	309	297	6	0	0	30	12	1.387	TS	4	4	4	3	4	4	2	4	4	33	3	7	4	5	4	5	3	5	4	40	73





2014 Waste Management Phoenix Open Final Round Top Players



Course	Hole	1	2	3	4	5	6	7	8	9	Out	10	11	12	13	14	15	16	17	18	In	Total
TS TPC Scottsdale	Par	4	4	5	3	4	4	3	4	4	35	4	4	3	5	4	5	3	4	4	36	71

Cut Retief Goosen +1																															
	DD1	DD2	FH	SH	SS	PT	GR	SGP	Course																						
1	314	323	7	2	0	33	13	-1.472	TS	4	4	6	2	4	4	3	3	4	34	4	4	4	5	4	5	4	4	4	38	72	
2	307	303	6	1	0	30	14	1.426	TS	4	4	4	3	5	4	3	4	3	34	4	5	3	5	4	5	3	4	4	37	71	143
Cut Justin Leonard +1																															
	DD1	DD2	FH	SH	SS	PT	GR	SGP	Course																						
1	282	291	8	2	1	32	13	-2.261	TS	4	4	5	4	4	5	4	4	38	4	4	3	4	4	4	3	5	3	34	72		
2	277	279	10	2	2	31	12	-2.419	TS	4	4	5	4	4	3	5	3	35	4	5	3	5	4	4	4	4	3	4	36	71	143
Cut Charlie Wi +1																															
	DD1	DD2	FH	SH	SS	PT	GR	SGP	Course																						
1	302	291	8	3	1	31	13	-1.777	TS	4	3	5	3	3	4	4	4	34	4	4	3	5	5	5	3	4	5	38	72		
2	282	265	7	2	0	29	11	1.187	TS	3	4	5	3	5	4	2	4	33	4	5	3	6	4	5	3	4	4	38	71	143	
Cut Kevin Tway +1																															
	DD1	DD2	FH	SH	SS	PT	GR	SGP	Course																						
1	304	326	9	5	1	31	12	-0.857	TS	4	4	5	3	3	4	4	4	35	5	6	4	5	4	5	3	3	4	39	74		
2	298	290	7	0	0	29	13	-0.910	TS	3	4	5	3	4	4	4	4	34	5	4	5	4	3	4	3	3	4	35	69	143	
Cut Nicholas Thompson +1																															
	DD1	DD2	FH	SH	SS	PT	GR	SGP	Course																						
1	282	293	10	0	0	29	11	1.700	TS	4	3	5	3	5	4	4	4	35	4	4	4	5	4	4	3	4	4	36	71		
2	308	289	10	3	1	31	11	-0.172	TS	4	4	5	4	4	5	4	4	38	4	4	2	4	4	5	4	3	4	34	72	143	
Cut Kevin Chappell +1																															
	DD1	DD2	FH	SH	SS	PT	GR	SGP	Course																						
1	296	308	8	3	0	31	13	1.747	TS	4	4	5	2	3	6	3	4	34	4	4	3	5	4	6	3	4	5	38	72		
2	306	308	4	4	2	29	10	0.801	TS	5	3	5	3	4	4	3	4	34	4	3	6	4	4	3	4	5	37	71	143		
Cut Rickie Fowler +1																															
	DD1	DD2	FH	SH	SS	PT	GR	SGP	Course																						
1	275	292	7	1	0	29	13	0.812	TS	3	3	5	3	6	4	4	4	36	4	4	3	4	4	5	4	3	4	35	71		
2	306	330	9	1	1	33	13	-1.804	TS	4	4	5	3	4	6	3	4	37	4	6	3	4	4	4	3	3	4	35	72	143	
Cut Billy Horschel +1																															
	DD1	DD2	FH	SH	SS	PT	GR	SGP	Course																						
1	299	315	12	3	2	28	10	1.798	TS	4	5	5	3	4	3	3	4	35	3	5	3	5	4	6	3	3	4	36	71		
2	298	302	10	3	1	33	13	-0.829	TS	5	4	3	4	4	4	3	5	35	4	4	3	5	4	5	3	3	6	37	72	143	
Cut D.A. Points +1																															
	DD1	DD2	FH	SH	SS	PT	GR	SGP	Course																						
1	279	303	9	2	1	28	10	0.322	TS	4	4	5	2	3	3	4	4	33	4	5	3	4	5	5	3	4	4	37	70		
2	313	276	10	1	1	29	9	-0.822	TS	3	5	7	4	4	5	3	4	39	4	4	3	5	4	4	3	4	3	34	73	143	





2014 Waste Management Phoenix Open Final Round Top Players



Course	Hole	1	2	3	4	5	6	7	8	9	Out	10	11	12	13	14	15	16	17	18	In	Total
TS TPC Scottsdale	Par	4	4	5	3	4	4	3	4	4	35	4	4	3	5	4	5	3	4	4	36	71

Cut Russell Henley +1																															
	DD1	DD2	FH	SH	SS	PT	GR	SGP	Course																						
1	289	271	10	1	0	27	12	2.731	TS	6	3	5	2	3	3	4	4	4	34	4	3	4	4	5	3	4	3	34	68		
2	298	291	9	2	0	30	10	-1.167	TS	4	3	5	3	4	4	3	5	3	34	4	4	6	5	4	6	3	4	5	41	75	143
Cut Michael Putnam +1																															
	DD1	DD2	FH	SH	SS	PT	GR	SGP	Course																						
1	302	270	8	1	1	26	12	2.831	TS	3	4	4	2	3	4	3	4	4	31	3	5	4	5	5	5	2	3	4	36	67	
2	306	291	9	4	0	33	11	-1.999	TS	4	4	4	3	5	4	3	5	5	37	5	5	4	4	4	5	2	3	7	39	76	143
Cut Scott Verplank +2																															
	DD1	DD2	FH	SH	SS	PT	GR	SGP	Course																						
1	276	309	9	1	1	28	12	0.730	TS	4	4	6	2	4	4	3	3	4	34	4	4	2	5	4	5	3	4	5	36	70	
2	305	274	7	0	0	34	13	-2.317	TS	4	5	5	3	5	5	4	4	4	39	4	4	3	5	4	5	3	4	3	35	74	144
Cut Ted Potter, Jr. +2																															
	DD1	DD2	FH	SH	SS	PT	GR	SGP	Course																						
1	309	283	9	1	0	33	12	-1.969	TS	4	5	5	3	4	5	4	4	4	38	4	3	2	3	6	5	3	5	4	35	73	
2	328	299	11	2	2	30	12	0.612	TS	4	5	5	3	4	4	3	4	4	36	3	4	3	4	5	4	3	4	5	35	71	144
Cut James Hahn +2																															
	DD1	DD2	FH	SH	SS	PT	GR	SGP	Course																						
1	302	286	8	1	0	30	10	-0.891	TS	5	3	5	3	4	4	4	5	4	37	4	4	3	6	4	4	3	3	4	35	72	
2	311	287	6	0	0	32	13	-0.119	TS	5	4	5	3	5	4	2	5	4	37	4	4	3	5	4	5	3	3	4	35	72	144
Cut Danny Lee +2																															
	DD1	DD2	FH	SH	SS	PT	GR	SGP	Course																						
1	333	307	8	2	0	32	12	-0.746	TS	3	4	5	3	4	4	3	5	4	35	5	6	3	5	4	5	3	3	4	38	73	
2	293	290	9	2	1	31	12	-0.484	TS	4	3	5	3	4	4	3	4	5	35	3	5	3	5	4	4	3	5	4	36	71	144
Cut Scott Stallings +2																															
	DD1	DD2	FH	SH	SS	PT	GR	SGP	Course																						
1	291	317	7	5	0	29	13	-0.089	TS	3	5	4	3	3	6	3	4	4	35	4	4	3	5	4	5	3	3	4	35	70	
2	322	303	11	4	2	34	13	-3.540	TS	4	4	6	3	5	4	3	4	4	37	5	5	4	4	4	3	4	4	4	37	74	144
Cut Marc Leishman +2																															
	DD1	DD2	FH	SH	SS	PT	GR	SGP	Course																						
1	293	328	9	3	2	32	12	-2.592	TS	5	5	5	3	4	4	3	4	4	37	4	4	3	4	4	5	4	3	4	35	72	
2	307	291	4	2	2	32	14	-0.359	TS	6	4	5	3	3	4	3	4	4	36	4	5	3	5	4	3	3	4	5	36	72	144
Cut Ian Poulter +2																															
	DD1	DD2	FH	SH	SS	PT	GR	SGP	Course																						
1	299	255	11	2	0	30	14	0.900	TS	4	4	5	3	3	4	3	4	4	34	6	4	3	4	4	4	3	3	4	35	69	
2	306	299	7	1	0	32	11	-2.816	TS	3	4	5	3	5	4	5	4	4	37	4	5	3	5	4	5	4	4	4	38	75	144





2014 Waste Management Phoenix Open Final Round Top Players



Course	Hole	1	2	3	4	5	6	7	8	9	Out	10	11	12	13	14	15	16	17	18	In	Total
TS TPC Scottsdale	Par	4	4	5	3	4	4	3	4	4	35	4	4	3	5	4	5	3	4	4	36	71

Cut Angel Cabrera +2

DD1	DD2	FH	SH	SS	PT	GR	SGP	Course																							
1	308	342	12	3	0	30	13	-0.513	TS	4	4	5	3	3	5	3	4	3	34	4	4	3	6	5	6	3	4	3	38	72	
2	359	324	6	1	0	32	13	0.952	TS	4	4	6	3	4	3	3	5	3	35	5	4	4	5	3	5	3	4	4	37	72	144

Cut Lucas Glover +3

DD1	DD2	FH	SH	SS	PT	GR	SGP	Course																						
1	327	322	6	0	0	36	12	-5.058	TS	5	4	5	4	6	4	3	4	4	39	6	4	5	4	6	4	3	4	40	79	
2	304	307	10	0	0	26	13	2.941	TS	4	4	5	2	4	3	3	4	4	33	4	4	3	5	3	5	3	3	33	66	145

Cut Brian Harman +3

DD1	DD2	FH	SH	SS	PT	GR	SGP	Course																							
1	291	308	8	2	0	31	11	-2.856	TS	4	5	5	4	3	5	3	4	4	37	4	4	3	5	4	6	3	4	4	37	74	
2	292	303	8	5	2	28	10	0.888	TS	4	4	5	3	3	3	3	4	5	34	5	4	3	4	4	6	5	2	4	37	71	145

Cut Tommy Gainey +3

DD1	DD2	FH	SH	SS	PT	GR	SGP	Course																						
1	300	352	9	1	0	24	11	4.223	TS	4	3	5	3	4	3	3	4	3	32	4	4	2	5	4	5	3	3	4	34	66
2	309	303	7	4	0	33	10	-3.027	TS	4	6	2	6	4	3	5	4	38	5	5	3	5	5	6	2	5	5	41	79	145

Cut Mike Weir +3

DD1	DD2	FH	SH	SS	PT	GR	SGP	Course																							
1	275	287	8	1	1	32	11	-2.014	TS	5	4	4	3	4	5	3	5	4	37	4	4	3	6	5	5	3	4	4	38	75	
2	282	300	7	2	2	30	13	-0.236	TS	4	3	5	3	4	4	3	5	4	35	4	3	3	4	5	5	3	4	4	35	70	145

Cut Paul Goydos +3

DD1	DD2	FH	SH	SS	PT	GR	SGP	Course																						
1	284	320	7	1	0	31	11	-1.154	TS	4	4	5	4	4	3	4	4	36	4	4	3	4	4	4	4	4	4	36	72	
2	267	285	10	4	2	29	9	0.125	TS	5	3	5	2	4	4	4	4	35	3	5	4	5	5	5	4	3	4	38	73	145

Cut Bo Van Pelt +4

DD1	DD2	FH	SH	SS	PT	GR	SGP	Course																						
1	314	330	7	2	0	33	10	-5.425	TS	4	4	6	4	4	5	2	3	5	37	4	4	4	4	5	5	3	5	5	39	76
2	340	295	8	1	1	34	17	-2.306	TS	4	4	5	2	4	4	3	3	3	32	5	4	3	4	4	6	4	4	38	70	146

Cut Rory Sabbatini +4

DD1	DD2	FH	SH	SS	PT	GR	SGP	Course																						
1	308	331	7	1	0	34	14	-1.991	TS	4	4	4	4	4	4	4	4	36	4	4	3	5	4	5	3	4	4	36	72	
2	297	281	9	1	1	31	9	-2.262	TS	4	4	5	3	4	4	4	5	4	37	5	3	3	4	4	5	4	4	37	74	146

Cut Robert Allenby +4

DD1	DD2	FH	SH	SS	PT	GR	SGP	Course																							
1	298	306	5	0	0	33	11	-1.375	TS	4	4	5	3	6	5	3	5	3	38	4	6	4	4	4	4	3	4	5	38	76	
2	286	281	8	2	0	31	14	-0.459	TS	3	4	5	2	4	4	3	5	3	33	4	5	3	4	4	5	3	4	5	37	70	146





2014 Waste Management Phoenix Open Final Round Top Players



Course	Hole	1	2	3	4	5	6	7	8	9	Out	10	11	12	13	14	15	16	17	18	In	Total
TS TPC Scottsdale	Par	4	4	5	3	4	4	3	4	4	35	4	4	3	5	4	5	3	4	4	36	71

Cut Jeff Overton +4

DD1	DD2	FH	SH	SS	PT	GR	SGP	Course																						
1	334	297	7	0	0	29	10	0.019	TS	5	5	5	3	4	4	4	5	4	39	4	4	3	4	4	3	3	4	33	72	
2	315	251	3	2	1	31	11	-1.277	TS	4	4	6	4	4	5	3	4	4	38	3	4	4	5	4	5	3	4	36	74	146

Cut D.H. Lee +4

DD1	DD2	FH	SH	SS	PT	GR	SGP	Course																						
1	277	287	11	3	0	30	11	-0.811	TS	3	4	5	3	4	4	3	5	4	35	4	5	4	5	4	4	3	4	5	38	73
2	295	274	10	3	0	32	11	-1.218	TS	5	5	5	4	5	3	3	4	3	37	4	4	4	4	3	6	3	4	36	73	146

Cut Keegan Bradley +4

DD1	DD2	FH	SH	SS	PT	GR	SGP	Course																							
1	306	314	10	1	1	29	14	1.098	TS	3	3	4	2	4	4	3	4	5	32	4	5	3	4	4	4	3	3	4	34	66	
2	325	308	6	1	0	32	9	-2.554	TS	4	5	8	3	5	4	3	5	4	41	5	5	3	4	5	4	4	5	4	39	80	146

Cut Woody Austin +4

DD1	DD2	FH	SH	SS	PT	GR	SGP	Course																							
1	240	284	7	1	0	30	11	-1.113	TS	4	4	5	3	4	4	3	5	4	36	4	3	3	4	5	5	3	4	6	37	73	
2	281	304	4	3	0	28	9	0.722	TS	3	4	5	3	5	4	3	5	4	36	5	4	3	5	4	4	3	4	5	37	73	146

Cut George McNeill +4

DD1	DD2	FH	SH	SS	PT	GR	SGP	Course																							
1	293	285	9	4	1	31	13	-1.016	TS	4	4	4	4	4	4	4	4	4	36	4	5	2	5	4	5	3	3	5	36	72	
2	295	296	8	3	1	34	14	-2.401	TS	4	4	4	3	6	4	4	5	4	38	5	4	3	4	5	5	3	4	3	36	74	146

Cut David Toms +4

DD1	DD2	FH	SH	SS	PT	GR	SGP	Course																							
1	290	263	10	1	0	33	12	-0.822	TS	5	4	5	3	4	4	3	4	4	36	4	4	4	5	4	5	3	4	5	38	74	
2	293	273	9	1	0	32	13	-0.791	TS	3	4	5	3	5	4	3	5	3	35	5	4	3	5	3	5	3	4	5	37	72	146

Cut Carl Pettersson +4

DD1	DD2	FH	SH	SS	PT	GR	SGP	Course																							
1	288	354	6	3	2	31	13	-0.688	TS	5	4	4	3	5	4	3	4	4	36	4	4	4	3	4	5	4	3	5	36	72	
2	302	279	6	0	0	32	12	-1.513	TS	4	4	7	2	4	5	4	4	4	38	4	4	4	6	3	5	3	3	4	36	74	146

CuA Ki Taek Lee +5

DD1	DD2	FH	SH	SS	PT	GR	SGP	Course																							
1	285	292	5	2	0	30	12	0.502	TS	4	4	3	2	3	6	3	4	4	33	4	5	4	4	4	5	4	4	6	40	73	
2	317	295	6	3	1	28	10	0.064	TS	4	4	5	2	4	4	3	4	4	34	6	6	3	5	5	4	3	5	3	40	74	147

Cut J.J. Henry +5

DD1	DD2	FH	SH	SS	PT	GR	SGP	Course																							
1	272	299	10	2	0	32	10	-0.979	TS	5	5	5	4	3	4	3	5	5	39	4	4	4	4	4	5	3	4	4	36	75	
2	285	296	7	0	0	33	13	-0.332	TS	4	5	4	3	4	4	3	4	4	35	5	4	4	5	4	4	3	4	4	37	72	147





2014 Waste Management Phoenix Open Final Round Top Players



Course	Hole	1	2	3	4	5	6	7	8	9	Out	10	11	12	13	14	15	16	17	18	In	Total									
TS TPC Scottsdale	Par	4	4	5	3	4	4	3	4	4	35	4	4	3	5	4	5	3	4	4	36	71									
Cut Jeff Maggert +6																															
DD1	DD2	FH	SH	SS	PT	GR	SGP	Course																							
1	291	304	6	2	0	31	10	-2.017	TS	4	5	5	3	5	5	3	4	5	39	4	5	2	6	4	4	3	4	4	36	75	
2	308	281	10	1	1	29	9	-1.625	TS	4	4	5	3	4	5	3	4	5	37	4	4	3	4	4	6	3	4	4	36	73	148
Cut Stephen Ames +6																															
DD1	DD2	FH	SH	SS	PT	GR	SGP	Course																							
1	284	265	7	3	0	34	13	-3.713	TS	5	4	5	4	4	6	3	3	5	39	4	5	2	5	3	5	3	4	6	37	76	
2	286	278	9	1	0	30	12	1.413	TS	3	4	5	3	4	4	3	4	4	34	4	5	2	6	4	6	4	3	4	38	72	148
Cut Mark Wilson +6																															
DD1	DD2	FH	SH	SS	PT	GR	SGP	Course																							
1	258	308	8	4	1	29	10	-2.158	TS	4	4	6	2	3	5	3	5	4	36	4	5	2	5	4	7	4	4	3	38	74	
2	284	269	8	0	0	30	10	-4.083	TS	3	4	5	2	4	8	3	4	4	37	5	4	3	5	5	4	4	4	3	37	74	148
Cut Ryo Ishikawa +7																															
DD1	DD2	FH	SH	SS	PT	GR	SGP	Course																							
1	300	311	10	0	0	30	13	-0.350	TS	4	5	4	2	3	5	3	4	4	34	4	6	3	5	3	4	3	3	6	37	71	
2	318	272	5	0	0	31	10	-2.038	TS	3	4	5	4	5	4	2	3	5	35	5	4	6	6	4	5	3	5	5	43	78	149
Cut Andres Romero +9																															
DD1	DD2	FH	SH	SS	PT	GR	SGP	Course																							
1	296	294	5	3	0	31	11	-0.779	TS	4	4	5	3	5	4	4	5	4	38	3	6	3	5	4	4	2	4	4	35	73	
2	318	292	5	2	1	33	9	-2.207	TS	7	5	5	3	4	5	4	4	4	41	5	4	3	6	4	5	3	3	4	37	78	151
Cut Gonzalo Fdez-Castano +10																															
DD1	DD2	FH	SH	SS	PT	GR	SGP	Course																							
1	292	305	3	0	0	30	8	-1.416	TS	5	4	5	2	4	6	3	5	5	39	5	4	3	5	4	5	4	4	5	39	78	
2	321	265	8	3	1	30	11	-1.564	TS	5	4	4	3	4	5	3	3	5	36	5	5	4	4	4	4	3	3	6	38	74	152
Cut Kyle Stanley +11																															
DD1	DD2	FH	SH	SS	PT	GR	SGP	Course																							
1	301	334	10	3	0	34	12	-3.120	TS	4	3	6	3	6	7	2	5	4	40	4	5	3	4	4	6	3	4	5	38	78	
2	317	291	4	3	2	35	12	-4.205	TS	4	6	5	3	5	4	4	4	4	39	5	4	3	4	4	6	3	3	4	36	75	153
Cut Paul Trittler +11																															
DD1	DD2	FH	SH	SS	PT	GR	SGP	Course																							
1	276	271	4	3	1	32	8	-1.969	TS	5	4	5	4	6	4	3	3	5	39	4	5	4	5	4	5	4	4	5	40	79	
2	233	246	7	1	0	30	9	0.552	TS	4	4	5	2	4	5	3	4	4	35	5	4	4	6	4	6	3	3	4	39	74	153
Cut Joey Snyder III +17																															
DD1	DD2	FH	SH	SS	PT	GR	SGP	Course																							
1	302	294	6	2	0	29	9	-0.616	TS	5	6	5	3	4	4	3	3	4	37	6	5	4	5	4	4	4	3	4	39	76	
2	311	280	6	2	1	32	6	-3.023	TS	6	4	5	4	7	5	3	6	4	44	7	4	4	4	4	5	3	5	3	39	83	159



2014 Waste Management Phoenix Open
Final Round Course Statistics Table
 TPC Scottsdale TS 7152 yards 35-36--71



Stat	Round 4	Round 5	Round 6	Round 7	Round 8
Driving Distance Leader	335-Vegas	362-Holmes	341-Cabrera	353-Colsaerts	
Driving Distance Holes: 8, 13					
Longest Drive	364-Watson	372-Vegas	382-Perez	362-Delaet	
Hole 1	308-Driscoll	298-Hoffman	309-Palmer	313-Lynn	
Hole 2	327-Snedeker	348-Watson	348-Matsuyama	342-Ishikawa	
Hole 3	364-Watson	341-Howell III	317-Vegas	350-Baddeley	
Hole 4					
Hole 5	350-Watson	330-Watson	322-Singh	341-Beljan	
Hole 6	324-Vegas	341-Watson	370-Delaet	334-Aphibarnrat	
Hole 7					
Hole 8	336-Kokrak	365-Holmes	382-Perez	351-Colsaerts	
Hole 9	337-Palmer	360-Holmes	370-Holmes	359-Blanks	
Hole 10	344-Woodland	341-Woodland	317-Woodland	346-Watson	
Hole 11	351-Laird	326-Watson	344-Fowler	343-Pettersson	
Hole 12					
Hole 13	359-Piercy	360-Holmes	339-Kokrak	362-Delaet	
Hole 14	326-Rollins	341-Colsaerts	352-Beljan	332-Hahn	
Hole 15	341-Steele	372-Vegas	369-Cabrera	350-Hahn	
Hole 16					
Hole 17	342-Watney	353-Stadler	359-Garrigus	335-Watson	
Hole 18	357-Woodland	349-Kokrak	356-Hoffmann	347-Watson	
Most Fairways Hit	14-Vegas	13-Moore	13-Streelman, Hoffmann	13-Duke, Merrick	
Most Greens in Regulation	16-Delaet, Hicks	16-Merrick, DeLaet, Howell III, Levin	17-Merrick, Van Pelt	17-Yang, Watson	
Approach Proximity To Hole	29' 9"-Matsuyama	24' 6"-Stuard	26' 5"-Haas	23' 6"-Westwood	
Longest Putt Made	69' 2"-Curtis	58' 7"-Smith	68' 8"-Vegas	70' 8"-Verplank	
Most 1 Putts	11-Calcavecchia	12-Moore	11-Watson, Snedeker	12-Aphibarnrat, Kokrak	





2014 Waste Management Phoenix Open
TPC Scottsdale
Final Round Course Statistics



Total For Final Round Posting 77 Scores

Hole	Par	Average	Double		Birdies	Pars	Bogeys	Double Triple		Min	Max	Rank	Avg Over	
			Eagles-	Eagles				Bogeys	Bogey+				Under-	Par
1	4	4.000	0	1	10	55	10	1	0	2	6	12	.000	
2	4	4.065	0	0	7	58	12	0	0	3	5	6	.065	
3	5	4.688	0	4	28	35	8	2	0	3	7	17	-.312	
4	3	2.922	0	0	15	55	6	0	1	2	6	15	-.078	
5	4	4.221	0	0	6	52	15	4	0	3	6	2	.221	
6	4	4.039	0	0	14	48	14	0	1	3	7	10	.039	
7	3	3.234	0	0	5	51	19	2	0	2	5	1	.234	
8	4	4.065	0	0	13	46	18	0	0	3	5	6	.065	
9	4	4.221	0	0	6	51	19	0	1	3	8	2	.221	
OUT	35	35.455	0	5	104	451	121	9	3					
10	4	3.935	0	0	20	44	12	0	1	3	7	14	-.065	
11	4	4.065	0	0	7	60	8	2	0	3	6	6	.065	
12	3	3.052	0	0	10	53	14	0	0	2	4	9	.052	
13	5	4.649	0	2	32	35	7	1	0	3	7	18	-.351	
14	4	4.208	0	0	3	56	17	1	0	3	6	4	.208	
15	5	4.961	0	0	22	40	11	4	0	4	7	13	-.039	
16	3	3.013	0	0	15	46	16	0	0	2	4	11	.013	
17	4	4.104	0	0	17	40	15	5	0	3	6	5	.104	
18	4	3.922	0	0	15	53	9	0	0	3	5	15	-.078	
IN	36	35.909	0	2	141	427	109	13	1					
TOT	71	71.364	0	7	245	878	230	22	4					

Round 4

Rounds Below 70	21
Rounds Below Par	28
Rounds Par and Below	41
Rounds At Even Par	13
Rounds Over Par	36
Rounds 80 and Over	0





**2014 Waste Management Phoenix Open
TPC Scottsdale
Final Round Course Statistics**



Grand Totals Thru Final Round Posting 418 Scores

Hole	Par	Average	Double		Birdies	Pars	Bogeys	Double Triple		Min	Max	Rank	Avg Over		
			Eagles-	Eagles				Bogeys	Bogey+				Under-	Par	
1	4	3.988	0	1	81	268	59	8	1	2	7	10	-	.012	
2	4	3.976	0	0	69	295	49	5	0	3	6	12	-	.024	
3	5	4.720	0	12	137	232	31	5	1	3	8	16	-	.280	
4	3	2.931	0	0	80	290	46	1	1	2	6	14	-	.069	
5	4	4.117	0	0	57	273	71	16	1	3	7	5	.	.117	
6	4	4.062	0	0	71	266	69	9	3	3	8	7	.	.062	
7	3	3.170	0	0	33	286	94	5	0	2	5	2	.	.170	
8	4	4.050	0	0	60	281	73	4	0	3	6	8	.	.050	
9	4	3.986	0	1	71	285	58	1	2	2	8	11	-	.014	
OUT	35	35.000	0	14	659	2476	550	54	9						
10	4	4.005	0	0	74	275	64	3	2	3	7	9	.	.005	
11	4	4.175	0	1	45	275	78	17	2	2	9	1	.	.175	
12	3	3.160	0	0	50	265	92	4	3	2	6	3	.	.160	
13	5	4.629	0	12	178	187	36	4	1	3	8	18	-	.371	
14	4	3.969	0	0	64	306	45	3	0	3	6	13	-	.031	
15	5	4.756	0	10	160	180	59	8	1	3	8	15	-	.244	
16	3	3.120	0	0	48	281	81	7	1	2	6	4	.	.120	
17	4	3.713	0	6	165	196	45	6	0	2	6	17	-	.287	
18	4	4.117	0	0	63	262	75	17	1	3	7	5	.	.117	
IN	36	35.644	0	29	847	2227	575	73	11						
TOT	71	70.644	0	43	1506	4703	1125	127	20						

	Round 1	Round 2	Round 3	Round 4	Total
Rounds Below 70	49	46	29	21	145
Rounds Below Par	65	62	42	28	197
Rounds Par and Below	83	81	53	41	258
Rounds At Even Par	18	19	11	13	61
Rounds Over Par	49	51	24	36	160
Rounds 80 and Over	0	2	0	0	2





2014 Waste Management Phoenix Open
(The 11th of 41 events in the PGA TOUR Season)

Scottsdale, Ariz. Jan. 30-Feb. 2, 2014 Purse: \$6,200,000 (\$1,116,000 winner)
TPC Scottsdale Par/Yards: 35-36—7117,152 yards 500 FedExCup points to winner

FINAL-Round Notes – Sunday, February 2, 2014

Weather: Partly cloudy, with an afternoon high of 63 degrees. Winds SSW 4-7 mph.

Final-Round Leaderboard

Kevin Stadler	65-68-67-68—268 (-16)
Graham DeLaet	67-72-65-65—269 (-15)
Bubba Watson	64-66-68-71—269 (-15)
Hunter Mahan	66-71-65-68—270 (-14)

Kevin Stadler

Kevin Stadler, who entered the final round trailing Bubba Watson by two strokes, carded a 3-under 68 to finish the Waste Management Phoenix Open at 16-under 268. Watson (71) and Graham DeLaet (65) finished one stroke behind.

Stadler collects 500 FedExCup points and moves from No. 46 to No. 7 in the standings.

Stadler posts his first TOUR victory in his 239th PGA TOUR start at the age of 33 years, 11 months and 28 days. His previous-best finish on TOUR were runner-up finishes at the 2007 Reno-Tahoe Open and the 2009 Wyndham Championship (lost in a three-player playoff).

List of players who made the Waste Management Phoenix Open their first TOUR win:

1954 Ed Furgol
1965 Rod Funseth
1966 Dudley Wysong
1976 Bob Gilder
1980 Jeff Mitchell
1987 Paul Azinger
1990 Tommy Armour III
1998 Jesper Parnevik
2006 J.B. Holmes
2012 Kyle Stanley
2014 Kevin Stadler

By virtue of his win, Kevin and Craig Stadler (a 13-time winner) become the ninth father-son combo to win on the PGA TOUR. Jay and Bill Haas were the last to perform the feat.

Craig Stadler mentioned in a post-round phone call Sunday with local media that the 2014 Masters will be his last start at the annual event. It will mark what is believed to be the first time a father and son have teed it up in the same year at the Masters Tournament.

Prior to Sunday, the last time Stadler played in the final group on Sunday was at the OHL Classic at Mayakoba earlier this season. That week he carded a final round 74(+3) to finish T12.

Stadler wins in his sixth start at the Waste Management Phoenix Open (2008-WD, 2010-T70, 2011-MC, 2012-T70, 2013-T11, 2014-1).

Stadler's week included an opening-round 6-under 65, his second-best score at TPC Scottsdale (63/R4/2013).

Stadler is 32-under the last two years at this event (16-under in both 2013 and 2014), including all eight rounds in the 60s.

Stadler wins in his sixth start of the 2013-2014 PGA TOUR Season, with his previous-best finish being a T10 at the McGladrey Classic. This week marked his fourth top-10 finish in those six starts.

Stadler is expected to sneak into the top 60 in the Official World Golf Rankings (from No. 127).

Scoring breakdown: par-3s (-2), par-4s (-7), par-5s (-7).

Additional highlights of Stadler's victory:

- Out of 11 events, posts fifth win (four players) by a player in his 30s this season, joining two-time winner Jimmy Walker, Ryan Moore and Zach Johnson.
- Becomes the fourth consecutive Waste Management Phoenix Open champion to record all four rounds in the 60's.
- Records the sixth come-from-behind win in 11 events this season, including the sixth in the last seven events.
- 2013-14 starts-made cuts-top-10s-wins: 6-6-2-1

Stadler's statistical breakdown:

Category	Figures/Percentage	Rank
Driving Accuracy	38 of 56 (67.9 percent)	T10
Driving Distance	309.0 yards	23
Greens in Regulation	56 of 72 (77.8 percent)	T10
Total Putts	115	T20
Strokes-Gained Putting	+0.463/avg. per round	35

About Kevin Stadler

Birthdate: 2/5/80

Birthplace: Reno, Nev.

Resides: Scottsdale, Arizona

Education: University of Southern California (2002)

Family: Single

Height/Weight: 5-10, 250

Turned Pro: 2002

Joined TOUR: 2005

Web.com Tour Graduate: 2004, 2006

Bubba Watson

Bubba Watson, who entered the final round with a two-stroke lead over Kevin Stadler, bogeyed two of his last three holes for an even-par 71. Along with Graham DeLaet, he finished one stroke behind Kevin Stadler. Watson had shared the first- and second-round leads this week.

Watson was seeking his fifth TOUR victory and first since 2012: 2010 Travelers Championship, 2011 Farmers Insurance Open, 2011 Zurich Classic of New Orleans, 2012 Masters Tournament.

Watson's week included an opening-round 7-under 64, equaling his career-best round at TPC Scottsdale (R4/2013).

In 30 rounds at TPC Scottsdale, Watson has yet to post an over-par round. His worst score is even-par 71, set on four occasions and most recently during today's final round.

Watson collects his third top-10 finish at the event (2014-T2, 2012-T5, 2007-T8).

This week marked the seventh time Watson carried the lead/co-lead into the final round of a PGA TOUR event. The only one he converted into victory was the 2011 Zurich Classic of New Orleans.

Additional Player Notes

Just one week after a T2 finish at the Farmers Insurance Open, Graham DeLaet birdied the final two holes for a 6-under 65 and T2. DeLaet's other runner-up effort in 86 career starts on TOUR came at The Barclays in 2013.

In just his 16th start on the PGA TOUR, Hideki Matsuyama (21 years, 11 months, 8 days) finished T4 in his attempt to become the youngest winner in Waste Management Phoenix Open history. The youngest

winner is Jerry Pate (1977) at 23 years, three months, & three days. Matsuyama's career-best finish on TOUR came at the Frys.com Open (T3), the first event of the new season.

Charles Howell III, who made his 399th career PGA TOUR start this week, finished T6 for his second top 10 in 13 starts at the Waste Management Phoenix Open (T4 in 2010). Sunday's 65 marks his best score in 48 rounds at the event. Howell has missed just two cuts (2009, 2011) in his 13 starts at TPC Scottsdale.

Brendan Steele, who earlier this week carded a career-low 9-under 62, finished inside the top-6 for the third-consecutive season at the Waste Management Phoenix Open (2012-T5, 2013-T6, 2014-T6).

2013 Shriners Hospitals for Children Open winner Webb Simpson's 10th-place finish is his fourth top 10 in five starts this season.

Making his 25th start at the Waste Management Phoenix Open, defending champion Phil Mickelson finished T42 in his attempt to become the first four-time winner of this event. Mark Calcavecchia, Gene Littler and Arnold Palmer also captured three tournament titles.

Jimmy Walker, who did not play this week, retains the top spot in the FedExCup standings with 1,233 points. Harris English (9th this week) is second, 257 points behind.

Miscellaneous Notes

The last international winner of the Waste Management Phoenix Open was Australia's Aaron Baddeley in 2007. Since moving to TPC Scottsdale in 1987, the only international winners have been Sandy Lyle/1988 (Scotland), Vijay Singh/1995, 2003 (Fiji), Jesper Parnevik/1998 (Sweden) and Baddeley. Two internationals finished in the top 10 this week: Graham DeLaet (T2) and Hideki Matsuyama (T4).

Seven past champions competed this week: Hunter Mahan/2010 (T4), Phil Mickelson/2013, 2005, 1996 (T42), Aaron Baddeley/2007 (T48), J.B. Holmes/2006/2008 (T58), Mark Calcavecchia/1989, 1992, 2001 (T69), Kyle Stanley/2012 (MC), Mark Wilson/2011 (MC).

Bogey-free rounds:

R1: Chris Kirk (65), Tommy Gainey (66), Hunter Mahan (66), Kiradech Aphibarnrat (66), Bryce Molder (67).
R2: Brandt Snedeker (64), Ryan Palmer (64), Lucas Glover (66), Ken Duke (67), Phil Mickelson (67), Patrick Reed (67), John Rollins (67).
R3: Brendan Steele (62), Ryan Moore (64), Matt Every (67), John Rollins (67), Charles Howell II (67), Chris Stroud (68), Kevin Na (68).
R4: Webb Simpson (66), Justin Hicks (67), Jonas Blixt (68)

Scoring Averages at TPC Scottsdale:

	Front 9	Back 9	Total	Cumulative
Round 1	34.780	35.561	70.341	---
Round 2	35.121	35.583	70.705	70.523
Round 3	34.714	35.623	70.338	70.481
Round 4	35.455	35.909	71.364	70.644



2015 WASTE MANAGEMENT PHOENIX OPEN MEDIA GUIDE

**SECTION 11:
TOP 10 FINISHES BY PLAYER SINCE 1987**



TOP 10 FINISHES BY PLAYER SINCE 1987
(When the Phoenix Open Moved to the TPC Scottsdale)

Player	Top-10s	Years (Finishes)
John Adams	1	1995 (T7)
Fulton Allem	1	1997 (T7)
Michael Allen	1	1993 (T3)
Robert Allenby	2	2000 (T2), 2010 (T8)
Billy Andrade	1	1998 (T6)
Stuart Appleby	1	2008 (T4)
Tommy Armour III	2	1998 (T2), 1990 (1)
Woody Austin	1	1996 (T6)
Paul Azinger	3	1990 (T8), 1989 (T3), 1987 (1)
Aaron Baddeley	1	2007 (1)
Dave Barr	1	1990 (T10)
Chip Beck	2	1989 (2), 1988 (T9)
Jay Don Blake	1	1991 (T5)
Billy Ray Brown	1	1990 (T3)
Ken Brown	1	1988 (T5)
Bart Bryant	1	2007 (4)
Clark Burroughs	1	1990 (T10)
Jonathan Byrd	1	2006 (T7)
Curt Byrum	1	1996 (T6)
Mark Calcavecchia	9	2005 (T9), 2001 (1), 2000 (T7), 1997 (T4), 1996 (T4), 1995 (T7), 1992 (1), 1989 (1), 1987 (T3)
Alex Cejka	1	2003 (T7)
Jim Carter	2	1989 (1), 1987 (T3)
T.C. Chen	1	1988 (T9)
Stewart Cink	3	2001 (T9), 2000 (T10), 1999 (T10)
Bobby Clampett	1	1987 (T6)
Keith Clearwater	1	1993 (T37)
Chris Couch	2	2011 (T8), 2010 (T4)
Fred Couples	2	1990 (T3), 1988 (2)
Ben Crane	2	2008 (T4), 2012 (2)

Ben Crenshaw	1	1995 (3), 1979 (1)
John Daly	2	2002 (T4), 2001 (T9)
Glen Day	1	1998 (T6)
Brendon de Jonge	1	2013 (T6)
Graham DeLaet	1	2014 (T2)
Jay Delsing	2	1992 (T4), 1990 (T8)
Chris DiMarco	3	2004 (2), 2002 (1), 2001 (T5)
Jason Dufner	2	2012 (T8), 2011 (2)
Joe Durant	1	2003 (T7)
Steve Elkington	2	2008 (T4), 1989 (T7)
Harris English	1	2014 (9)
Bob Estes	1	1994 (2)
Matt Every	2	2013 (T9), 2010 (T8)
Rick Fehr	2	1997 (T4), 1994 (T6)
Ed Fiori	1	1992 (T7)
Steve Flesch	3	2005 (T4), 2004 (T3), 2000 (T7)
Dan Forsman	1	1997 (T6)
Rickie Fowler	1	2010 (2)
Harrison Frazar	2	1999 (T6), 2003 (T3)
David Frost	1	1988 (3)
Edward Fryatt	1	2000 (T7)
Fred Funk	2	2001 (T9), 1994 (T8)
Jim Furyk	1	1999 (T6)
Tommy Gainey	1	2011 (T8)
Sergio Garcia	1	2004 (T9)
Robert Gamez	1	2003 (T3)
Brian Gay	1	2009 (T6)
Brent Geiberger	2	2002 (T8), 1998 (T2)
Bill Glasson	3	1999(5), 1994(1), 1989 (T3)
Ken Green	1	1988 (T5)
Mathew Goggin	1	2010 (T4)
Retief Goosen	2	2004 (T9), 2003 (T3)
Gary Hallberg	1	1992 (T7)
Dudley Hart	2	1999 (T10)
Bill Haas	2	2013 (T6), 2008 (T9)
Padraig Harrington	1	2013 (T9)
J.P. Hayes	1	1999 (T10)
J.J. Henry	1	2006 (T2)
Tim Herron	1	2005 (T4)
Scott Hoch	2	1994 (T8), 1989 (T3)
Charley Hoffman	1	2009 (2)
J.B. Holmes	2	2011 (T5), 2008 (1), 2006 (1)
Charles Howell III	2	2014 (T6), 2010 (T4)

Mike Hulbert	2	1997 (T7), 1991 (T5)
John Huston	4	2002 (T8), 1998 (T8), 1992 (T4), 2003 (2)
Hale Irwin	1	1995 (T7)
Fredrik Jacobson	1	2004 (T9)
Lee Janzen	3	2002 (T4), 1999 (T10), 1993 (1)
Brandt Jobe	1	2002 (T4)
Per-Ulrik Johansson	1	2002 (7)
Steve Jones	3	1997 (1), 1996 (T10), 1995 (T4)
Jonathan Kaye	1	2004 (1)
Cliff Kresge	1	2009 (T10)
Matt Kuchar	1	2009 (T6)
Martin Laird	1	2011 (T3)
Tom Lehman	5	2001 (T7), 2000 (1), 1997 (T7), 1994 (T6), 1993 (T9)
Justin Leonard	4	2006 (T7), 2004 (T9), 1999 (2), 1996 (2)
Spencer Levin	1	2012 (3)
Frank Lickliter	2	2000 (T10), 1998 (T8)
Bruce Lietzke	3	1995 (T4), 1992 (T7), 1991 (T5)
Bob Lohr	2	1992 (T7), 1988 (T5)
Davis Love III	1	1988 (4)
Steve Lowery	3	2006 (T2), 2001 (3), 1995 (T7)
Sandy Lyle	3	1996 (T10), 1990 (T10), 1988 (1)
Andrew Magee	2	1993 (2), 1991 (T5)
Jeff Maggert	3	2009 (T10), 2002 (T8), 1994 (T3)
Hunter Mahan	3	2014 (T4), 2005 (T9), 2010 (1)
Hideki Matsuyama	1	2014 (T4)
Billy Mayfair	4	2000 (T10), 1995 (2), 1990 (T5), 2007 (5)
Blaine McCallister	2	1996 (T10), 1994 (T3)
Scott McCarron	3	2005 (T2), 1998 (T6), 1997 (T7)
Mark McCumber	1	1989 (6)
Rocco Mediate	6	2001 (2), 2000 (T2), 1999 (1), 1996 (T6), 1992 (3), 1991 (T9)
Phil Mickelson	10	2013 (1), 2008 (2), 2006 (T7), 2005 (1), 2004 (T7), 2003 (T9), 2000 (T10), 1997 (T7), 1996 (1), 1994 (T8)
Larry Mize	1	1989 (T7)
Bryce Molder	1	2010 (T8)
Ryan Moore	3	2014 (T6), 2013 (4), 2009 (T6)
Gil Morgan	3	1993 (T9), 1991 (T2), 1988 (T5)
Kevin Na	4	2012 (T5), 2009 (3), 2008 (T4),

		2005 (T2)
James Nitties	1	2009 (T4)
Andy North	1	1987 (T9)
Arron Oberholser	1	2006 (T10)
Joe Ogilvie	1	2010 (T8)
Mark O'Meara	2	1992 (T4), 1987 (T6)
Joe Ozaka	1	1995 (T7)
Rod Pampling	1	2002 (T8)
Jesper Parnevik	2	1998 (1), 1997 (2)
Steve Pate	2	1998 (T2), 1994 (T8)
Ryan Palmer	2	2013 (5), 2006 (T2)
Corey Pavin	1	1987 (T6)
Calvin Peete	1	1987 (T9), 1985 (1)
Kenny Perry	6	2009 (1), 2005 (7), 2002 (T2), 1999 (T6), 1997 (T4), 1996 (T10)
Tim Petrovic	1	2003 (T3)
Scott Piercy	3	2013 (3), 2009 (T6), 2010 (T8)
Don Pooley	1	1987 (T9)
Nick Price	2	1997 (3), 1992 (T7)
Jeff Quinney	1	2007 (3)
John Rollins	2	2012 (T8), 2007 (2)
Rory Sabbatini	1	2002 (T8)
Gene Sauers	2	1991 (T9), 1987 (T9)
Tom Scherrer	1	1996 (3)
Ted Schulz	1	1989 (T7)
Webb Simpson	3	2014(10), 2012 (T8), 2011 (T8)
Scott Simpson	1	1996 (T6)
Vijay Singh	5	2004 (T3), 2003 (1), 2002 (T8), 1995(1), 2007 (7), 2011 (T3)
Heath Slocum	1	2007 (6)
Brandt Snedeker	3	2013 (2), 2011 (T8), 2008 (T9)
Mike Springer	2	1994 (T3), 1993 (T3)
Kevin Stadler	1	2014 (1)
Paul Stankowski	1	2000 (T10)
Kyle Stanley	1	2012 (1)
Brendan Steele	3	2014 (T6), 2013 (T6), 2012 (T5)
Payne Stewart	2	1995 (T4), 1987 (T9)
Curtis Strange	2	1994 (T8), 1991 (T2)
Steve Stricker	1	2001 (T7)
Kevin Sutherland	4	2008 (T4), 2004 (T9), 2002 (T8), 2000 (T10)
Hal Sutton	4	2000 (T4), 1999 (T4), 1987 (2).

		1986 (1)
Vaughn Taylor	1	2010 (7)
Brian Tennyson	1	1990 (T5)
Jim Thorpe	1	1990 (2)
David Toms	4	2009 (T4), 2005 (T4), 2001 (T9), 2007 (T8)
Tommy Tolles	1	1997 (T7)
DJ Trahan	1	2012 (4)
Kirk Triplett	2	2000 (T4), 1993 (T3)
Bob Tway	3	1991 (T9), 1990 (T5), 1987 (T3)
Bo Van Pelt	1	2012 (T8)
Scott Verplank	3	2006 (T2), 2004 (T7), 2001 (4)
Camilo Villegas	2	2006 (T2), 2010 (T8)
Duffy Waldorf	4	2004 (T5), 2002 (6), 2000 (T10), 1992 (2)
Charles Warren	2	2008 (3), 2005 (8)
Nick Watney	1	2011 (T5)
Bubba Watson	3	2014 (T2), 2012 (T5), 2007 (T8)
Tom Watson	2	1998 (T2), 1991 (T2)
Boo Weekley	1	2008 (T9)
Mike Weir	3	2004 (T5), 2003 (T9), 2000 (T10)
Kevin Wentworth	1	1999 (T6)
Mark Wiebe	1	1993 (T7)
Dean Wilson	2	2006 (T7), 2007 (T8)
John Wilson	1	1996 (T4)
Mark Wilson	1	2008 (T9), 2011 (1)
Gary Woodland	1	2011 (T5)
Tiger Woods	2	2001 (T5), 1999 (T3)
Robert Wrenn	1	1993 (T3)
Y.E. Yang	2	2011 (T8), 2010 (3)
Kaname Yokoo	1	2002 (T2)
Fuzzy Zoeller	1	1987 (T3)



2015 WASTE MANAGEMENT PHOENIX OPEN MEDIA GUIDE

**SECTION 12:
PAST EXEMPTIONS & MONDAY QUALIFIERS**

MONDAY QUALIFIERS – LAST FIVE YEARS

2014 (McCormick Range Golf Club)

Ki Taek Lee – 65

Chris Smith

Danny Lee

2013 (McCormick Range Golf Club)

Alistair Presnell – 67

John Hurley – 68

Edward Loar – 68

2012 (McCormick Ranch Golf Club)

Qualifiers	Hometown	Qualifying Score
Aaron Watkins	Mesa, Arizona	66
Troy Kelly	Tacoma, Washington	66

Kevin Kisner of Aiken, South Carolina defeated Jason Gore, Mark Anderson and Billy Horschel for the third and final spot in a shootout on Tuesday morning at McCormick Ranch Golf Club.

2011 (McCormick Ranch Golf Club)

Frank Licklitter – 67

Troy Kelly – 67

Martin Flores – 67

2010 (McCormick Ranch Golf Club)

Philip Francis (Amateur) – Scottsdale, AZ

Braxton Marquez (Amateur) – Scottsdale, AZ

Bret Guetz – Fresno, CA

Ben Fox – Sherman Oaks, CA

2009 (McCormick Ranch Golf Club)

Tom Kalinowski, Scottsdale, Arizona

Gary Woodland, Dallas, Texas

Bob Tway, Edmond, Oklahoma

EXEMPTIONS – LAST FIVE YEARS

2015

Padraig Harrington
Jon Rahm
Daniel Berger
Two more TBD

2014

Kevin Tway
Ricky Barnes
Joe Ogilvie
Kiradech Aphibarnrat from Thailand
John Peterson

2013 – No exemptions available

2012

Mark Calcavecchia
Fred Couples
Harris English
Jeff Quinney
Matt Jones

2011

Tom Lehman
Jeff Quinney
Joe Ogilvie
Gary Woodland
John Mallinger

2010

Rickie Fowler
Alvaro Quiros
Sam Saunders
Jonathan Kaye
Chris DiMarco
Billy Mayfair
Joe Ogilvie
Rocco Mediate

2009

Rickie Fowler (A)
Jason Gore
Jesper Parnevik
Ted Purdy
Scott Piercy

2008

Jason Day
Todd Demsey
Harrison Frazar
Ted Purdy
Chez Reavie

2007

Alejandro Canizares
John Daly
Anthony Kim
Lee Janzen
Parker McLachlin



2015 WASTE MANAGEMENT PHOENIX OPEN MEDIA GUIDE

**SECTION 13:
5-YEAR WEATHER HISTORY**

OPEN WEATHER – LAST FIVE YEARS

2014

Thursday: Partly cloudy, with an afternoon high of 74 degrees. Winds SW 10-15 mph.

Friday: Partly cloudy, with an afternoon high of 63 degrees. Winds W 7-12 mph.

Saturday: Partly cloudy with an afternoon high of 62 degrees, winds WSW 7-12 mph

Sunday: Partly cloudy, with an afternoon high of 63 degrees. Winds SSW 4-7 mph.

2013

Thursday: Sunny. High of 69. Winds light and variable. The start of the opening round was delayed one hour due to frost for the third straight year.

Friday: Sunny. High of 72. Winds light and variable.

Saturday: Mostly sunny. High of 75. Winds light and variable

Sunday: Mostly cloudy. High of 69. Winds from the SW at 4-8 mph.

2012

Thursday: Mostly sunny skies High of 65, morning low of 42. Winds W 8-15 mph. The start of play was delayed one hour due to morning frost.

Friday: Mostly sunny skies. High of 65, morning low of 42. Winds W 8-15 mph. For the second-consecutive day, the beginning of play was delayed one hour due to morning frost.

Saturday: Sunny skies. High of 68, morning low of 48. Winds E 5-8 mph. For the third-consecutive day, the beginning of play was delayed 15 minutes due to morning frost.

Sunday: Sunny skies. Overnight low of 40. Daytime high of 70. Winds E/SE 6-12 mph.

2011

Thursday: Sunny (frozen turf, first tee times were delayed until 11:40 am).
Low: 27F High: 47F Winds: Calm early, then W 4-8 mph

Friday: Sunny (frozen turf, first tee times were delayed until 11:00 am).
Low: 27F High: 52F Winds: Calm early, then W 4-8 mph

Saturday: Sunny (general light frost, first tee times were delayed until 9:30 am).
Low: 33F High: 59F Winds: Calm early, then W 4-8 mph

Sunday: Sunny (general light frost, first tee times were delayed until 9:00 am).
Low: 36F High: 67F Winds: Light and variable

Monday: Sunny (patchy light frost observed at sunrise).
Low: 41F High: 68F Winds: Light and variable

2010

Thursday: Clear skies with afternoon highs in the lower 60s. Variable winds at 4-8 mph in the morning, becoming 6-12 mph in the afternoon.

Friday: Sunny skies and light ESE winds with temperatures in the low 70s.

Saturday: Cloudy skies with temperatures in the low 70s. Morning winds SE 6-12 mph increasing in the afternoon to 15-25 mph.

Sunday: Light rain in the morning and a sunny afternoon. High temperature of 60 degrees with SW winds at 10-15 mph.



2015 WASTE MANAGEMENT PHOENIX OPEN MEDIA GUIDE

**SECTION 14:
TOP FINISHERS 1932 - 2014**

TOP FINISHERS

BY YEAR

2014

PURSE \$6,200,000

TPC SCOTTSDALE

Kevin Stadler	\$1,116,000.00	65 68 67 68	268
Graham DeLaet	\$545,600.00	67 72 65 65	269
Bubba Watson	\$545,600.00	64 66 68 71	269
Hunter Mahan	\$272,800.00	66 71 65 68	270
Hideki Matsuyama	\$272,800.00	66 67 68 69	270



2013 PURSE \$6,200,000
TPC SCOTTSDALE

Phil Mickelson	\$ 1,116,000	60 65 64 67	256
Brandt Snedeker	\$ 669,600	64 66 65 65	260
Scott Piercy	\$ 421,600	70 66 64 61	261
Ryan Moore	\$ 297,600	66 66 65 65	262
Ryan Palmer	\$ 248,000	64 73 66 62	265

2012 PURSE \$6,100,000
TPC SCOTTSDALE

Kyle Stanley	\$1,098,000	69 66 69 65	269
Ben Crane	\$658,800	69 67 68 66	270
Spencer Levin	\$414,800	65 63 68 75	271
D.J. Trahan	\$292,800	72 70 64 66	272
Brendan Steele	\$222,650	71 69 69 64	273
Kevin Na	\$222,650	66 73 69 65	273
Bubba Watson	\$222,650	66 70 67 70	273

2011 PURSE \$6,100,000
TPC SCOTTSDALE

Mark Wilson*	\$1,098,000	65 64 68 69	266
Jason Dufner	\$ 658,800	65 68 67 66	266
Vijay Singh	\$ 353,800	69 65 68 66	268
Martin Laird	\$ 353,800	68 71 64 65	268
Nick Watney	\$ 222,650	70 66 65 68	269
J.B. Holmes	\$ 222,650	65 70 67 67	269
Gary Woodland	\$ 222,650	68 66 69 66	269

*Won playoff on 2nd extra hole

2010 PURSE \$6,000,000
TPC SCOTTSDALE

Hunter Mahan	\$1,080,000	68 70 65 65	268
Rickie Fowler	\$648,000	65 67 69 68	269
Y.E. Yang	\$408,000	66 70 69 65	270
Mathew Goggin	\$248,000	66 67 70 68	271
Chris Couch	\$248,000	67 66 70 68	271
Charles Howell III	\$248,000	69 66 68 68	271

2009 PURSE \$6,000,000
TPC SCOTTSDALE

Kenny Perry*	\$1,080,000	72 63 66 69	270
Charley Hoffman	\$648,000	66 68 69 67	270
Kevin Na	\$408,000	67 70 66 68	271
James Nitties	\$226,200	65 69 70 68	272
David Toms	\$226,200	69 98 97 98	272

*won playoff on 3rd extra hole

2008 PURSE \$6,000,000
TPC SCOTTSDALE

J.B. Holmes*	\$1,080,000	68 65 66 71	270
Phil Mickelson	\$648,000	68 68 67 67	270
Charles Warren	\$408,000	65 69 67 70	271
Stuart Appleby	\$226,200	69 66 71 66	272
Steve Elkington	\$226,200	69 66 70 67	272
Kevin Na	\$226,200	69 67 67 69	272

*won playoff on 1st extra hole

2007 PURSE \$6,000,000
TPC SCOTTSDALE

Aaron Baddeley	\$1,080,000	65 70 64 64	263
John Rollins	\$648,000	65 68 68 63	264
Jeff Quinney	\$408,000	66 63 68 68	265
Bart Bryant	\$288,000	66 66 68 66	266
Billy Mayfair	\$240,000	66 66 70 65	267
Heath Slocum	\$216,000	67 68 67 66	268

2006 PURSE \$5,200,000
TPC SCOTTSDALE

J.B. Holmes	\$936,000	68 64 65 66	263
Steve Lowery	\$312,000	65 68 70 67	270
Camilo Villegas	\$312,000	68 67 66 69	270
Scott Verplank	\$312,000	69 66 67 68	270
Ryan Palmer	\$312,000	68 66 64 72	270
J.J. Henry	\$312,000	67 61 70 72	270

2005 PURSE \$5,200,000
TPC SCOTTSDALE

Phil Mickelson	\$936,000	73 60 66 68	267
Scott McCarron	\$457,600	72 70 65 65	272
Kevin Na	\$457,600	68 65 70 69	272
Steve Flesch	\$214,933	70 67 67 69	273
Tim Herron	\$214,933	73 66 67 67	273
David Toms	\$214,933	71 66 68 68	273

2004 PURSE \$5,200,000
TPC SCOTTSDALE

Jonathan Kaye	\$936,000	65 68 66 67	266
Chris DiMarco	\$561,600	68 67 64 69	268
Vijay Singh	\$301,600	71 69 63 66	269
Steve Flesch	\$301,600	66 69 68 66	269
Duffy Waldorf	\$197,600	70 68 68 65	271
Mike Weir	\$197,600	65 69 68 69	271

2003 PURSE \$4,000,000				
TPC SCOTTSDALE				
Vijay Singh	\$720,000	67	66	65 63 261
John Huston	\$432,000	64	67	66 67 264
Robert Gamez	\$192,000	70	65	64 66 265
Tim Petrovic	\$192,000	66	63	68 68 265
Retief Goosen	\$192,000	65	68	65 67 265
Harrison Frazar	\$192,000	62	67	67 69 265

2002 PURSE \$4,000,000				
TPC SCOTTSDALE				
Chris DiMarco	\$720,000	68	64	66 69 267
Kenny Perry	\$352,000	69	65	64 70 268
Kaname Yokoo	\$352,000	70	66	68 64 268
John Daly	\$176,000	68	65	66 70 269
Lee Janzen	\$176,000	74	67	64 64 269
Duffy Waldorf	\$144,000	65	65	67 73 270

2001 PURSE \$4,000,000				
TPC SCOTTSDALE				
Mark Calcavecchia	\$720,000	65	60	64 67 256
Rocco Mediate	\$432,000	68	63	64 69 264
Steve Lowery	\$272,000	69	67	64 68 268
Scott Verplank	\$192,000	64	66	70 70 270
Chris DiMarco	\$152,000	68	67	65 71 271
Tiger Woods	\$152,000	65	73	68 65 271

2000 PURSE \$3,200,000				
TPC SCOTTSDALE				
Tom Lehman	\$576,000	63	67	73 67 270
Rocco Mediate	\$281,600	67	70	67 67 271
Robert Allenby	\$281,600	67	67	68 69 271
Brandt Jobe	\$132,267	67	68	72 65 272
Kirk Triplett	\$132,267	70	69	66 67 272
Hal Sutton	\$132,267	67	67	69 69 272

1999 PURSE \$3,000,000				
TPC SCOTTSDALE				
Rocco Mediate	\$540,000	69	67	66 71 273
Justin Leonard	\$324,000	67	75	67 66 275
Tiger Woods	\$204,000	71	67	70 68 276
Hal Sutton	\$144,000	69	70	71 69 279
Bill Glasson	\$120,000	69	71	70 70 280

1998 PURSE \$2,500,000				
TPC SCOTTSDALE				
Jesper Parnevik	\$450,000	68	68	66 67 269
Tommy Armour III	\$165,000	68	70	70 64 272
Brent Geiberger	\$165,000	64	70	72 66 272
Steve Pate	\$165,000	69	69	70 64 272
Tom Watson	\$165,000	68	70	68 66 272

1997 PURSE \$1,500,000				
TPC SCOTTSDALE				
Steve Jones	\$270,000	62	64	65 67 258
Jesper Parnevik	\$162,000	66	66	70 67 269
Nick Price	\$102,000	64	72	65 69 270
Kenny Perry	\$62,000	74	67	66 65 272
Mark Calcavecchia	\$62,000	68	66	67 71 272
Rick Fehr	\$62,000	66	68	66 72 272



1996 PURSE \$1,300,000				
TPC SCOTTSDALE				
Phil Mickelson*	\$234,000	69	67	66 67 269
Justin Leonard	\$140,000	67	67	66 69 269
Tom Scherrer	\$88,400	67	70	65 68 270
Mark Calcavecchia	\$57,200	72	69	68 62 271
John Wilson	\$57,200	67	71	67 66 271

*won playoff on 3rd extra hole

1995 PURSE \$1,300,000				
TPC SCOTTSDALE				
Vijay Singh*	\$234,000	70	67	66 66 269
Billy Mayfair	\$140,000	69	67	67 99 269
Ben Crenshaw	\$88,400	68	64	70 69 271
Steve Jones	\$53,733	68	69	68 67 272
Bruce Lietzke	\$53,733	72	65	69 66 272
Payne Stewart	\$53,733	71	68	67 66 272

*won playoff on 1st extra hole

1994 PURSE \$1,200,000 TPC SCOTTSDALE

Bill Glasson	\$216,000	68 68 68 64	268
Bob Estes	\$129,600	66 68 69 68	271
Mike Springer	\$62,400	68 68 71 65	272
Jeff Maggert	\$62,400	70 68 69 65	272
Blaine McCallister	\$62,400	67 69 69 67	272

1993 PURSE \$1,000,000 TPC SCOTTSDALE

Lee Janzen	\$180,000	67 65 73 68	273
Andrew Magee	\$108,000	69 70 64 72	275
Mike Springer	\$48,000	70 69 68 69	276
Michael Allen	\$48,000	66 70 70 70	276
Kirk Triplett	\$48,000	69 67 69 71	276
Robert Wrenn	\$48,000	66 68 68 74	276

1992 PURSE \$1,000,000 TPC SCOTTSDALE

Mark Calcavecchia	\$180,000	69 65 67 63	264
Duffy Waldorf	\$108,000	68 67 67 67	269
Rocco Mediate	\$68,000	69 66 69 67	271
John Huston	\$41,333	69 64 69 70	272
Mark O'Meara	\$41,333	70 68 65 69	272
Jay Delsing	\$41,333	66 65 69 72	272

1991 PURSE \$1,000,000 TPC SCOTTSDALE

Nolan Henke	\$180,000	65 66 66 71	268
Tom Watson	\$74,667	68 68 68 65	269
Gil Morgan	\$74,667	66 67 70 66	269
Curtis Strange	\$74,667	64 67 71 67	269
Jay Don Blake	\$35,125	68 66 70 66	270

1990 PURSE \$900,000 TPC SCOTTSDALE

Tommy Armour III	\$162,000	65 67 67 68	267
Jim Thorpe	\$97,200	69 69 66 68	272
Billy Ray Brown	\$52,200	69 66 70 69	274
Fred Couples	\$52,200	75 66 66 67	274
Billy Mayfair	\$32,850	73 66 70 66	275

1989 PURSE \$700,000 TPC SCOTTSDALE

Mark Calcavecchia	\$126,000	66 68 65 64	263
Chip Beck	\$75,600	67 70 66 67	270
Scott Hoch	\$36,400	64 70 69 68	271
Bill Glasson	\$36,400	65 68 73 65	271
Paul Azinger	\$36,400	68 68 68 67	271

1988 PURSE \$650,000 TPC SCOTTSDALE

Sandy Lyle*	\$117,000	68 68 68 65	269
Fred Couples	\$70,200	67 65 67 70	269
David Frost	\$44,200	67 66 70 68	271
Davis Love III	\$31,200	63 68 66 76	273
Ken Green	\$22,831	66 71 70 67	274

*won playoff on 3rd extra hole

1987 PURSE \$600,000 TPC SCOTTSDALE

Paul Azinger	\$108,000	67 69 65 67	268
Hal Sutton	\$64,800	67 71 67 64	269
Fuzzy Zoeller	\$31,200	67 69 66 70	272
Bob Tway	\$31,200	71 69 63 69	272
Mark Calcavecchia	\$31,200	68 66 70 68	272

1986 PURSE \$500,000 PHOENIX COUNTRY CLUB

Hal Sutton	\$90,000	64 64 68 71	267
Tony Sills	\$44,000	68 68 65 68	269
Calvin Peete	\$44,000	64 69 68 68	269
Dan Forsman	\$24,000	70 68 66 66	270
Don Pooley	\$19,000	74 61 67 69	271

1985 PURSE \$450,000 PHOENIX COUNTRY CLUB

Calvin Peete	\$81,000	65 65 72 68	270
Morris Hatalsky	\$39,800	66 70 66 70	272
Doug Tewell	\$39,800	67 68 65 72	272
John Mahaffey	\$16,313	68 72 72 63	275
Loren Roberts	\$16,313	69 72 66 68	275

1984 PURSE \$400,000 PHOENIX COUNTRY CLUB

Tom Purtzer	\$72,000	68 67 68 65	268
Corey Pavin	\$43,000	66 67 68 68	269
Larry Mize	\$23,200	67 68 67 68	270
Curtis Strange	\$23,200	68 66 69 67	270
Doug Tewell	\$14,600	72 68 66 66	272

1983 PURSE \$350,000 PHOENIX COUNTRY CLUB

Bob Gilder*	\$63,000	68 68 66 69	271
Rex Caldwell	\$26,133	69 65 67 70	271
Mark O'Meara	\$26,133	71 66 68 66	271
Johnny Miller	\$26,133	67 65 71 68	271
Ed Sneed	\$11,865	65 71 70 66	272

*won playoff on 8th extra hole

1982 PURSE \$300,000 PHOENIX COUNTRY CLUB				
Lanny Wadkins	\$54,000	65	70	63 65 263
Jerry Pate	\$32,400	71	69	64 65 269
Mike Reid	\$20,400	70	68	66 66 270
Andy Bean	\$12,400	70	67	69 65 271
Larry Nelson	\$12,400	63	70	71 67 271

1981 PURSE \$300,000 PHOENIX COUNTRY CLUB				
David Graham	\$54,000	65	68	69 66 268
Lon Hinkle	\$32,400	73	66	67 63 269
Calvin Peete	\$17,400	72	67	65 67 271
Mike Reid	\$17,400	70	66	67 68 271
Mike Sullivan	\$10,950	71	66	70 65 272



Johnny Miller

1980 PURSE \$300,000 PHOENIX COUNTRY CLUB				
Jeff Mitchell	\$54,000	69	67	69 67 272
Rik Massengale	\$32,400	73	71	67 65 276
Mike Sullivan	\$20,400	65	71	72 69 277
Tom Kite	\$11,310	69	73	70 66 278
Bill Rogers	\$11,310	68	69	73 68 278

1979 PURSE \$250,000 PHOENIX COUNTRY CLUB				
Ben Crenshaw	\$33,750	67	61	71 199
Jay Haas	\$20,250	65	67	68 200
Tom Kite	\$12,750	73	66	63 202
Jerry Pate	\$7,383	66	66	71 203
Andy Bean	\$7,383	66	66	71 203

Tournament shortened to 54 holes by rain

1978 PURSE \$200,000 PHOENIX COUNTRY CLUB				
Miller Barber	\$40,000	68	69	70 65 272
Lee Trevino	\$18,500	69	68	67 69 273
Jerry Pate	\$18,500	69	65	70 69 273
Rod Funseth	\$9,400	67	65	73 69 274
Arnold Palmer	\$8,200	69	68	71 67 275

1977 PURSE \$200,000 PHOENIX COUNTRY CLUB				
Jerry Pate*	\$40,000	67	67	70 73 277
Dave Stockton	\$22,800	69	72	64 72 277
Larry Nelson	\$14,200	68	68	71 71 278
Bruce Lietzke	\$8,800	71	70	69 69 279
George Burns	\$8,800	67	69	73 70 279

*won playoff on 1st extra hole

1976 PURSE \$200,000 PHOENIX COUNTRY CLUB				
Bob Gilder	\$40,000	68	67	66 67 268
Roger Maltbie	\$22,000	65	65	70 70 270
Lee Trevino	\$9,750	66	68	68 71 273
Bruce Lietzke	\$9,750	67	74	65 67 273
Jim Simons	\$9,750	71	67	66 69 273

1975 PURSE \$150,000 PHOENIX COUNTRY CLUB				
Johnny Miller	\$30,000	67	61	68 64 260
Jerry Heard	\$17,100	74	68	67 65 274
Tommy Aaron	\$10,650	68	72	69 67 276
Mike Hill	\$7,050	71	63	69 74 277
Roy Pace	\$6,150	68	69	69 72 278

1974 PURSE \$150,000 PHOENIX COUNTRY CLUB				
Johnny Miller	\$30,000	69	69	66 67 271
Lanny Wadkins	\$17,100	69	69	69 65 272
Miller Barber	\$7,950	68	68	68 70 274
Hubert Green	\$7,950	69	70	69 66 274
John Schroeder	\$7,950	69	70	69 66 274

1973 PURSE \$150,000 PHOENIX COUNTRY CLUB				
Bruce Crampton	\$30,000	68	67	68 65 268
Steve Melnyk	\$13,875	69	66	69 65 269
Lanny Wadkins	\$13,875	69	65	70 65 269
J.C. Snead	\$5,850	62	67	71 70 270
Paul Harney	\$5,850	69	69	65 67 270

1972 PURSE \$125,000 PHOENIX COUNTRY CLUB				
Homero Blancas*	\$25,000	70	61	73 69 273
Lanny Wadkins	\$14,000	70	70	67 66 273
Marty Fleckman	\$8,850	69	68	69 68 274
Gene Littler	\$4,869	67	68	70 71 276
Tony Jacklin	\$4,869	70	68	66 72 276

*won playoff on 1st extra hole.

1971 PURSE \$125,000 ARIZONA COUNTRY CLUB				
Miller Barber	\$25,000	65	64	67 65 261
Dan Sikes	\$11,575	66	67	66 64 263
Billy Casper	\$11,575	67	68	66 62 263
Dave Hill	\$5,158	65	66	66 67 264
Homero Blancas	\$5,158	65	69	63 67 264

1970 PURSE \$100,000 PHOENIX COUNTRY CLUB				
Dale Douglass	\$30,000	71	66	68 66 271
Gene Littler	\$9,250	67	68	67 70 272
Howie Johnson	\$9,250	67	68	69 68 272
Tom Weiskopf	\$3,710	73	67	63 70 273
Orville Moody	\$3,710	71	69	66 67 273

1969 PURSE \$100,000 ARIZONA COUNTRY CLUB				
Gene Littler	\$30,000	69	66	62 66 263
Don January	\$7,733	67	65	67 66 265
Billy Maxwell	\$7,733	65	66	68 66 265
Miller Barber	\$7,733	65	70	66 64 265
Terry Wilcox	\$3,633	65	69	66 67 267

1968 PURSE \$100,000 PHOENIX COUNTRY CLUB				
George Knudson	\$30,000	67	64	70 71 272
Julius Boros	\$8,166	70	69	69 67 275
Jack Montgomery	\$8,166	67	68	72 68 275
Sam Carmichael	\$8,166	70	66	68 71 275
Frank Beard	\$4,050	72	68	68 68 276

1967 PURSE \$70,000 ARIZONA COUNTRY CLUB				
Julius Boros	\$14,000	69	67	69 67 272
Ken Still	\$8,400	66	74	70 63 273
Gardner Dickinson	\$4,375	71	67	67 69 274
Rod Funseth	\$4,375	68	64	70 72 274
Dean Refram	\$2,835	66	72	65 72 275

1966 PURSE \$60,000 PHOENIX COUNTRY CLUB				
Dudley Wysong	\$9,000	73	69	70 66 278
Gardner Dickinson	\$5,000	66	69	71 73 279
Gene Littler	\$4,000	70	71	69 70 280
Mason Rudolph	\$3,100	68	70	72 70 282
Johnny Pott	\$2,500	72	73	70 68 283

1965 PURSE \$65,000 ARIZONA COUNTRY CLUB				
Rod Funseth	\$10,500	71	68	68 67 274
Bert Yancey	\$6,250	67	70	69 71 277
Doug Sanders	\$4,025	73	68	71 66 278
Don January	\$4,025	72	68	69 69 278
Billy Maxwell	\$2,916	75	70	70 64 279

1964 PURSE \$50,000 PHOENIX COUNTRY CLUB				
Jack Nicklaus	\$7,500	71	66	68 66 271
Bobby Brue	\$4,000	70	67	67 70 274
Gary Player	\$3,100	72	65	66 72 275
Gene Littler	\$3,100	71	68	69 67 275
George Bayer	\$2,600	69	68	65 74 276

1963 PURSE \$35,000 ARIZONA COUNTRY CLUB				
Arnold Palmer	\$5,300	68	67	68 70 273
Gary Player	\$3,400	67	69	68 70 274
Jack Nicklaus	\$2,200	67	70	67 71 275
Gardner Dickinson	\$1,900	69	68	68 71 276
Tony Lema	\$1,600	72	71	65 69 277

1962 PURSE \$35,000 PHOENIX COUNTRY CLUB				
Arnold Palmer	\$5,300	64	68	71 66 269
Jack Nicklaus	\$2,300	69	73	68 71 281
Bob McCallister	\$2,300	70	69	71 71 281
Billy Casper	\$2,300	72	68	68 73 281
Don Fairfield	\$2,300	70	70	70 71 281

1961 PURSE \$30,000				
ARIZONA COUNTRY CLUB				
Arnold Palmer*	\$4,300	69 65 66 70	270	
Doug Sanders	\$3,000	71 67 70 62	270	
Jack Fleck	\$2,000	68 67 67 69	271	
Don January	\$1,700	67 67 69 69	272	
Dave Marr	\$1,450	66 67 72 69	274	

*won 18 hole playoff 67 to 70

1960 PURSE \$27,000				
PHOENIX COUNTRY CLUB				
Jack Fleck*	\$3,150	68 68 71 66	273	
Bill Collins	\$2,100	70 70 64 69	273	
Jerry Barber	\$1,800	67 71 71 66	275	
Frank Stranahan	\$1,800	73 68 67 67	275	
Ken Venturi	\$1,500	68 70 66 72	276	

*won 18-hole playoff 68 to 71

1959 PURSE \$17,500				
ARIZONA COUNTRY CLUB				
Gene Littler	\$2,400	67 63 67 71	268	
Art Wall	\$1,700	70 65 68 66	269	
Jimmy Clark	\$1,133	68 68 69 70	275	
John McMullin	\$1,133	65 67 71 72	275	
Marty Furgol	\$1,133	67 67 70 71	275	

1958 PURSE \$16,000				
PHOENIX COUNTRY CLUB				
Ken Venturi	\$2,000	70 68 66 70	274	
Jay Hebert	\$1,350	69 67 69 70	275	
Walter Burkemo	\$1,350	72 69 69 65	275	
John McMullin	\$1,000	68 71 70 70	279	
Bill Collins	\$1,000	68 71 70 70	279	

1957 PURSE \$15,000				
ARIZONA COUNTRY CLUB				
Billy Casper	\$2,000	68 71 65 67	271	
Mike Souchak	\$1,350	71 68 68 67	274	
Cary Middlecoff	\$1,350	69 71 65 69	274	
Lloyd Mangrum	\$1,000	67 73 66 69	275	
Arnold Palmer	\$ 787	66 70 70 71	277	

1956 PURSE \$15,000

PHOENIX COUNTRY CLUB				
Cary Middlecoff	\$2,400	72 66 70 68	276	
Mike Souchak	\$1,800	72 70 68 69	279	
Jimmy Demaret	\$1,400	73 70 69 68	280	
JT Blair, III	(amateur)	69 67 74 70	280	
Gene Littler	\$1,200	74 71 67 69	281	

1955 PURSE \$15,000

ARIZONA COUNTRY CLUB				
Gene Littler	\$2,400	66 70 68 71	275	
Billy Maxwell	\$1,600	69 71 69 67	276	
John Palmer	\$1,600	67 68 69 72	276	
Jerry Barber	\$1,000	72 69 69 68	278	
Ted Kroll	\$1,000	70 72 69 67	278	



1954 PURSE \$15,000

PHOENIX COUNTRY CLUB				
Ed Furgol*	\$2,000	71 68 65 68	272	
Cary Middlecoff	\$1,400	68 65 68 71	272	
Jack Burke Jr.	\$833	71 68 66 68	273	
Jack Harden	\$833	64 71 69 69	273	
John Weitzel	\$833	66 69 67 71	273	

*won playoff on 1st extra hole

1953 PURSE \$10,000

PHOENIX COUNTRY CLUB				
Lloyd Mangrum	\$2,000	71 68 63 70	272	
Bo Wininger	\$1,080	71 69 66 72	278	
Johnny Bulla	\$1,080	69 67 76 66	278	
Ted Kroll	\$1,080	69 71 72 66	278	
Vic Ghezzi	\$700	70 71 69 69	279	

1952 PURSE \$10,000 PHOENIX COUNTRY CLUB

Lloyd Mangrum	\$2,000	68 69 67 70	274
Dutch Harrison	\$1,400	71 72 69 67	279
Ted Kroll	\$1,000	70 70 67 73	280
Julius Boros	\$713	66 69 73 73	281
Fred Hawkins	\$713	69 70 72 70	281

1951 PURSE \$10,000 PHOENIX COUNTRY CLUB

Lew Worsham	\$2,000	70 69 63 70	272
Lawson Little	\$1,400	66 69 70 68	273
Chick Harbert	\$900	66 67 72 69	274
Jim Ferrier	\$900	65 70 69 70	274
Jimmy Clark	\$700	73 64 70 68	275



Ed Furgol

1950 PURSE \$10,000 PHOENIX COUNTRY CLUB

Jimmy Demaret	\$2,000	64 67 69 69	269
Sam Snead	\$1,400	66 69 69 66	270
Ellsworth Vines	\$1,000	68 70 64 72	274
John Palmer	\$800	65 68 71 71	275
Dave Douglas	\$700	69 69 68 70	276

1949 PURSE \$10,000 PHOENIX COUNTRY CLUB

Jimmy Demaret*	\$2,000	69 71 65 73	278
Ben Hogan	\$1,400	72 68 64 74	278
John Palmer	\$833	72 68 72 68	280
Cary Middlecoff	\$833	71 68 68 73	280
Sam Snead	\$833	68 70 71 71	280

*won 18-hole playoff 67 to 70

1948 PURSE \$10,000 PHOENIX COUNTRY CLUB

Bobby Locke	\$2,000	65 69 67 67	268
Jimmy Demaret	\$1,400	65 66 67 71	269
Lloyd Mangrum	\$1,000	66 68 68 68	270
Jim Ferrier	\$750	65 73 68 67	273
John Palmer	\$750	66.71 68 68	273

1947 PURSE \$10,000 PHOENIX COUNTRY CLUB

Ben Hogan	\$2,000	67 64 70 69	270
Lloyd Mangrum	\$1,200	69 67 68 73	277
Porky Oliver	\$1,200	68 72 70 67	277
Jimmy Demaret	\$800	67 69 71 71	278
Herman Barron	\$700	70 68 70 71	279

1946 PURSE \$7,500 PHOENIX COUNTRY CLUB

Ben Hogan*	\$1,500	66 68 71 68	273
Herman Keiser	\$1,000	67 69 67 70	273
Vic Ghezzi	\$750	72 67 71 64	274
Dutch Harrison	\$600	69 71 71 64	275
Sam Byrd	\$475	71 71 69 68	279

*won 18 hole playoff 68 to 70

1945 PURSE \$5,000 PHOENIX COUNTRY CLUB

Byron Nelson	\$1,000	68 65 72 69	274
Denny Shute	\$933	70 70 68 68	276
Sam Byrd	\$746	70 70 69 68	277
Bob Hamilton	\$600	68 70 75 65	278
Harold McSpaden	\$466	70 65 76 72	283

1944 PURSE \$5,000 PHOENIX COUNTRY CLUB

Harold McSpaden*	\$1,000	74 67 64 68	273
Byron Nelson	\$750	71 66 71 65	273
Sam Byrd	\$500	70 71 69 70	280
Craig Wood	\$500	69 68 72 71	280
Bob Hamilton	\$380	72 73 69 72	286

*won 18-hole playoff 70 to 72

1943 NO TOURNAMENT



Ky Laffoon

1942 PURSE \$5,000
PHOENIX COUNTRY CLUB

Herman Barron	\$1,000	69 69 71 67	276
Henry Picard	\$700	68 69 69 72	278
Dutch Harrison	\$500	68 69 72 70	279
Herman Keiser	\$400	68 66 72 74	280
Lawson Little	\$350	71 68 69 73	281

1941 PURSE \$5,000
PHOENIX COUNTRY CLUB

Ed Oliver	\$1,000	67 72 67 69	275
Ben Hogan	\$600	68 68 70 72	278
Byron Nelson	\$600	68 69 67 74	278
Johnny Bulla	\$400	66 70 72 72	280
Clayton Heafner	\$350	70 71 68 72	281

1940 PURSE \$3,000
PHOENIX COUNTRY CLUB

Ed Oliver	\$700	69 72 64	205
Ben Hogan	\$450	71 66 69	206
Clayton Heafner	\$315	74 66 67	207
Leonard Dodson	\$315	69 70 68	207
Lloyd Mangrum	\$200	70 67 71	208

54-hole tournament

1939 PURSE \$3,000
PHOENIX COUNTRY CLUB

Byron Nelson	\$700	68 65 65	198
Ben Hogan	\$450	70 69 71	210
Dutch Harrison	\$350	71 70 70	211
Harry Bassler	\$280	75 69 68	212
Johnny Bulla	\$175	68 75 71	214

54-hole tournament

1938 NO TOURNAMENT

1937 NO TOURNAMENT

1936 NO TOURNAMENT

1935 PURSE \$2,500
PHOENIX COUNTRY CLUB

Ky Laffoon	\$500	69 73 71 68	281
Craig Wood	\$350	71 72 73 69	285
Clarence Clark	\$250	75 70 72 69	286
Wiffy Cox	\$225	73 74 70 70	287
Johnny Revolta	\$225	73 71 70 73	287

1934 PURSE \$500
PHOENIX COUNTRY CLUB

PRO AM ONLY (TWO-MAN BEST BALL)

Ky Laffoon	\$100	& Barry Goldwater	64
Johnny Revolta	\$70	& George Cornes	66
Jimmy Hines	\$70	& Zack Addington	66
J. Ackerbloom	\$45	& Chip Colley	67
Frank Walsh	\$45	& D. Peter	67

1933 PURSE \$1,500
PHOENIX COUNTRY CLUB

Harry Cooper	\$400	70 68 71 72	281
Ray Mangrum	\$250	73 67 72 71	283
Horton Smith	\$250	71 68 70 74	283
Paul Runyan	\$88	71 67 71 75	284
Craig Wood	\$88	72 70 73 69	284

1932 PURSE \$2,500
PHOENIX COUNTRY CLUB

Ralph Guldahl	\$600	67 74 76 68	285
John Perelli	\$400	74 1 74 71	290
Harry Cooper	\$250	71 75 70 75	291
Archie Hambrick	\$150	76 69 72 75	292
Gene Sarazen	\$100	71 74 73 75	293



2015 WASTE MANAGEMENT PHOENIX OPEN MEDIA GUIDE

**SECTION 15:
TOP 30 ALL-TIME MONEY WINNERS**

**Top 25 All-Time Waste Management Phoenix Open Money Winners (and years played)
Through 2014**

1. Phil Mickelson	25	\$3,715,862
2. J.B. Holmes	9	\$2,288,544
3. Vijay Singh	17	\$2,156,115
4. Kenny Perry	25	\$2,146,161
5. Chris DiMarco	15	\$1,684,955
6. Hunter Mahan	8	\$1,665,755
7. Mark Calcavecchia	27	\$1,656,700
8. Rocco Mediate	23	\$1,550,127
9. Kevin Na	9	\$1,431,693
10. Mark Wilson	7	\$1,425,466
11. John Rollins	12	\$1,296,996
12. Kevin Stadler	6	\$1,276,298
13. Aaron Baddeley	12	\$1,201,730
14. Bubba Watson	8	\$1,162,855
15. Ben Crane	9	\$1,151,873
16. Tom Lehman	20	\$1,145,691
17. Kyle Stanley	3	\$1,109,904
18. Brandt Snedeker	8	\$1,084,689
19. Jonathan Kaye	12	\$1,065,623
20. David Toms	18	\$1,017,144
21. Scott Piercy	6	\$974,663
22. Justin Leonard	20	\$911,420
23. Scott Verplank	20	\$905,566
24. Jesper Parnevik	17	\$875,717
25. Jason Dufner	4	\$842,380
26. Ryan Moore	9	\$827,660
27. Rickie Fowler	6	\$802,330
28. Scott McCarron	14	\$782,232
29. Charles Howell III	13	\$769,316
30. Charley Hoffman	8	\$709,808



2015 WASTE MANAGEMENT PHOENIX OPEN MEDIA GUIDE

**SECTION 16:
PHOENIX OPEN RECORD BOOK**

11



RECORD BOOK

1932 - 2014

TOP 25 ALL-TIME WASTE MANAGEMENT PHOENIX OPEN MONEY WINNERS / YEARS PLAYED

1. Phil Mickelson	\$3,715,862	25
2. J.B. Holmes	\$2,288,544	9
3. Vijay Singh	\$2,156,115	17
4. Kenny Perry	\$2,146,161	25
5. Chris DiMarco	\$1,684,955	15
6. Hunter Mahan	\$1,665,755	8
7. Mark Calcavecchia	\$1,656,700	27
8. Rocco Mediate	\$1,550,127	23
9. Kevin Na	\$1,431,693	9
10. Mark Wilson	\$1,425,466	7
11. John Rollins	\$1,296,996	12
12. Kevin Stadler	\$1,276,298	6
13. Aaron Baddeley	\$1,201,730	12
14. Bubba Watson	\$1,162,855	8
15. Ben Crane	\$1,151,873	9
16. Tom Lehman	\$1,145,691	20
17. Kyle Stanley	\$1,109,904	3
18. Brandt Snedeker	\$1,084,689	8
19. Jonathan Kaye	\$1,065,623	12
20. David Toms	\$1,017,144	18
21. Scott Piercy	\$974,663	6
22. Justin Leonard	\$911,420	20
23. Scott Verplank	\$905,566	20
24. Jesper Parnevik	\$875,717	17
25. Jason Dufner	\$842,380	4

LOW 18


60	Phil Mickelson	2013 / TPC / 1st round
60	Phil Mickelson	2005 / TPC / 2nd round
60	Mark Calcavecchia	2001 / TPC
60	Grant Waite	1996 / TPC
61	Scott Piercy	2013 / TPC / 4th round
61	J.J. Henry	2006 / TPC / 2nd round
61	Don Pooley	1986 / Phoenix CC
61	Ben Crenshaw	1979 / Phoenix CC
61	Johnny Miller	1975 / Phoenix CC
61	Homero Blancas	1972 / Phoenix CC
61	Johnny Miller	1970 / Phoenix CC
62	Brendan Steele	2014 / TPC / 3rd round
62	Ryan Moore	2013 / TPC / 4th round
62	Rickie Fowler	2011 / TPC
62	Camilo Villegas	2010 / TPC
62	Harrison Frazar	2003 / TPC
62	Steve Stricker	2001 / TPC
62	Steve Jones	1997 / TPC
62	Mark Calcavecchia	1996 / TPC
62	Curt Byrum	1996 / TPC
62	Doug Tewell	1987 / TPC
62	J.C. Snead	1973 / Arizona CC
62	Billy Casper	1971 / Arizona CC
62	Gene Littler	1969 / Arizona CC
62	Doug Sanders	1961 / Arizona CC

LOW FRONT 9 AT TPC

28	Chris DiMarco	2003 / 3rd round
29	Ted Potter	2013 / 3rd round
29	Mark Wilson	2012 / 4th round
29	Troy Matteson	2009 / 3rd round
29	Phil Mickelson	2005 / 2nd round
29	John Huston	2003 / 1st round
29	Rory Sabbatini	2003 / 2nd round
29	Vijay Singh	2003 / 4th round
29	Steve Stricker	2001
29	Mark Calcavecchia	2001
29	Hal Sutton	1993
29	Dillard Pruitt	1992
29	Mark Lye	1991
29	Davis Love III	1989
29	Steve Elkington	1989
29	Bob Lohr	1988
29	Payne Stewart	1987

LOW BACK 9 AT TPC

29	Phil Mickelson	2013 / 1st round
29	Rickie Fowler	2011 / 2nd round
29	J.J. Henry	2006 / 2nd round
29	Scott Verplank	1998
29	Grant Waite	1996



LOW FIRST 36

125	Phil Mickelson	2013 / TPC / 60-65
125	Mark Calcavecchia	2001 / TPC / 65-60
126	Steve Jones	1997 / TPC / 62-64
128	Spencer Levin	2012 / TPC / 65-63
128	Tommy Gainey	2011 / TPC / 63-65
128	J.J. Henry	2006 / TPC / 67-61
128	Hal Sutton	1986 / Phoenix CC / 64-64
128	Ben Crenshaw	1979 / Phoenix CC / 67-61
128	Johnny Miller	1975 / Phoenix CC / 67-61
129	Mark Wilson	2011 / TPC / 65-64
129	Jeff Quinney	2007 / TPC / 66-63
129	Tim Petrovic	2003 / TPC / 66-63
129	Harrison Frazar	2003 / TPC / 62-67

LOW LAST 36

125	Scott Piercy	2013 / TPC / 64-61
128	Aaron Baddeley	2007 / TPC / 64-64
128	Vijay Singh	2003 / TPC / 65-63
128	Lee Janzen	2002 / TPC / 64-64
128	Lanny Wadkins	1982 / Phoenix CC / 63-65
128	Billy Casper	1971 / Arizona CC / 66-62
128	Gene Littler	1969 / Arizona CC / 62-66
129	Martin Laird	2011 / TPC / 64-65



Chris DiMarco



Ben Crenshaw



Steve Jones



Johnny Miller

MOST CONSECUTIVE BIRDIES AT THE TPC

7	J.J. Henry	2006 / 2nd round / holes 9-15
6	Justin Leonard	2004 / 3rd round / holes 13-18
6	Chris DiMarco	2004 / 4th round / holes 10-15
6	Steve Stricker	2003 / holes 11-16
6	Ed Fiori	1992
6	Mark Lye	1991

LOW 54

189	Phil Mickelson	2013 / TPC / 60-65-64
189	Mark Calcavecchia	2001 / TPC / 65-60-64
191	Steve Jones	1997 / TPC / 62-64-65
195	Rocco Mediate	2001 / TPC / 68-63-64
196	Spencer Levin	2012 / TPC / 65-63-68
196	Tommy Gainey	2011 / TPC / 63-65-68
196	Harrison Frazar	2003 / TPC / 62-67-67
196	David Duval	1997 / TPC / 66-65-65
196	Hal Sutton	1986 / Phoenix CC / 64-64-68
196	Johnny Miller	1975 / Phoenix CC / 67-61-68
196	Miller Barber	1971 / Arizona CC / 65-64-67

LOW CONSECUTIVE 54

189	Phil Mickelson	2013 / TPC / 60-65-64 / 1st, 2nd & 3rd rounds
189	Mark Calcavecchia	2001 / TPC / 65-60-64 / 1st, 2nd & 3rd rounds
191	Scott Piercy	2013 / TPC / 66-64-61 / 2nd, 3rd & 4th rounds

LOW 72

256	Phil Mickelson	2013 / TPC / 60-65-64-67
256	Mark Calcavecchia	2001 / TPC / 65-60-64-67
258	Steve Jones	1997 / TPC / 62-64-65-67
260	Brandt Snedeker	2013 / TPC / 64-66-65-65
260	Johnny Miller	1975 / Phoenix CC / 67-61-68-64
261	Scott Piercy	2013 / TPC / 70-66-64-61
261	Vijay Singh	2003 / TPC / 67-66-65-63
261	Miller Barber	1971 / Arizona CC / 65-64-67-65

MOST STROKES UNDER PAR FOR 72 HOLES

28	Phil Mickelson	2013 / TPC
28	Mark Calcavecchia	2001 / TPC
24	Brandt Snedeker	2013 / TPC

MOST BIRDIES IN 72 HOLES

32	Mark Calcavecchia	2001 / TPC
29	Phil Mickelson	2013 / TPC

LONGEST BIRDIE-EAGLE STREAK AT TPC

5	Grant Waite	1996 / E, B, E, B, B
5	Ben Crenshaw	1995 / B, E, B, B, B
5	Ken Green	1994 / B, E, B, E, B

LOWEST 1ST ROUND

60	Phil Mickelson	2013 / TPC
62	Camilo Villegas	2010 / TPC
62	Harrison Frazar	2003 / TPC
62	Steve Jones	1997 / TPC
62	J.C. Snead	1973 / Arizona CC

LOWEST 2ND ROUND

60	Phil Mickelson	2005 / TPC
60	Mark Calcavecchia	2001 / TPC
61	J.J. Henry	2006 / TPC
61	Don Pooley	1986 / Phoenix CC
61	Ben Crenshaw	1979 / Phoenix CC
61	Johnny Miller	1975 / Phoenix CC
61	Homero Blancas	1972 / Phoenix CC
62	Rickie Fowler	2011 / TPC
62	Steve Stricker	2003 / TPC
62	Steve Stricker	2001 / TPC

LOWEST 3RD ROUND:

61	Johnny Miller	1970 / Phoenix CC
62	Brendan Steele	2014 / TPC
62	Chris DiMarco	2003 / TPC
62	Doug Tewell	1987 / TPC
62	Gene Littler	1969 / Arizona CC

LOWEST 4TH ROUND BY WINNER

63	Vijay Singh	2003 / TPC
63	Mark Calcavecchia	1992 / TPC
64	Aaron Baddeley	2007 / TPC
65	Kyle Stanley	2012 / TPC
65	Hunter Mahan	2010 / TPC



LOWEST 4TH ROUND:

60	Grant Waite	1996 / TPC
61	Scott Piercy	2013 / TPC

LOWEST START BY WINNER

60	Phil Mickelson	2013 / TPC
62	Steve Jones	1997 / TPC

HIGHEST START BY WINNER

74	Harold McSpaden	1944 / Phoenix CC
73	Phil Mickelson	2005 / TPC
73	Dudley Wysong	1966 / Phoenix CC
72	Kenny Perry	2009 / TPC
72	Cary Middelcoff	1956 / Phoenix CC
71	Dale Douglass	1970 / Phoenix CC
71	Rod Funseth	1965 / Arizona CC
71	Jack Nicklaus	1964 / Phoenix CC
71	Ed Furgol	1954 / Phoenix CC
71	Lloyd Mangrum	1953 / Phoenix CC
70	Vijay Singh	1995 / TPC

HIGHEST 4TH ROUND BY WINNER:

73	Jerry Pate	1977 / Phoenix CC
73	Jimmy Demaret	1949 / Phoenix CC
72	Harry Cooper	1933 / Phoenix CC
71	J.B. Holmes	2008 / TPC
71	Rocco Mediate	1999 / TPC
71	Nolan Henke	1991 / TPC

HIGHEST 72-HOLE TOTAL BY WINNER

285	Ralph Guldahl	1932 / Phoenix CC
281	Harry Cooper	1933 / Phoenix CC
278	Dudley Wysong	1966 / Phoenix CC
278	Jimmy Demaret	1949 / Phoenix CC

HIGHEST 72-HOLE TOTAL BY WINNER AT TPC:

273	Rocco Mediate	1999 / TPC
273	Lee Janzen	1993 / TPC

TWO-TIME OPEN WINNERS

J.B. Holmes	2006 / 2008
Vijay Singh	1995 / 2003
Bob Gilder	1976 / 1983
Miller Barber	1971 / 1978
Johnny Miller	1974 / 1975
Lloyd Mangrum	1952 / 1953
Jimmy Demaret	1949 / 1950
Byron Nelson	1939 / 1945
Ben Hogan	1946 / 1947
Ed Oliver	1940 / 1941

MOST YEARS PLAYED


Gene Littler	28
Mark Calcavecchia	27
Billy Mayfair	26
Tom Purtzer	25
Paul Azinger	25
Kenny Perry	25
Phil Mickelson	25
Howard Twitty	23
Tommy Armour III	23
Rocco Mediate	23

MOST ROUNDS PLAYED

Gene Littler	105
Phil Mickelson	90
Mark Calcavecchia	88
Tom Purtzer	87
Don January	84



Byron Nelson



Ed Furgol



Dudley Wysong



Arnold Palmer

MOST PLAYERS LOWER THAN 20-UNDER PAR AT TPC

4: 2013 P. Mickelson: -28 / B. Snedeker: -24
S. Piercy: -23 / R. Moore: -22

2: 2007 A. Baddeley: -21 / J. Rollins: -20

2: 2003 V. Singh: -23 / J. Huston: -20

2: 2001 M. Calcavecchia: -28 / R. Mediate: -20



Aaron Baddeley



Hunter Mahan

Largest Leading Margins

AFTER 18 HOLES

Phil Mickelson	4 shots / 2013 / TPC
Davis Love III	3 shots / 1988 / TPC
Arnold Palmer	3 shots / 1962 / Phoenix CC
Paul Runyan	3 shots / 1940 / Phoenix CC

AFTER 36 HOLES

Johnny Miller	6 shots / 1975 / Phoenix CC
Byron Nelson	6 shots / 1939 / Phoenix CC
Spencer Levin	5 shots / 2012 / TPC
Mark Calcavecchia	5 shots / 2001 / TPC
Steve Jones	5 shots / 1997 / TPC
J.J. Henry	4 shots / 2006 / TPC

AFTER 54 HOLES

Byron Nelson	12 shots / 1939 / Phoenix CC
Johnny Miller	7 shots / 1975 / Phoenix CC
Phil Mickelson	6 shots / 2013 / TPC
Spencer Levin	6 shots / 2012 / TPC
Mark Calcavecchia	6 shots / 2001 / TPC
Rocco Mediate	6 shots / 1999 / TPC

Come-From-Behind Victories

8 SHOTS BACK AFTER 18 HOLES

Harold McSpaden	1944
-----------------	------

7 SHOTS BACK AFTER 18 HOLES

Kenny Perry	2009
Dale Douglass	1970
Dudley Wysong	1966
Ed Furgol	1954

6 SHOTS BACK AFTER 18 HOLES

Hunter Mahan	2010
Phil Mickelson	2005
Vijay Singh	1995

7 SHOTS BACK AFTER 36 HOLES

Hunter Mahan	2010
Sandy Lyle	1988
Dudley Wysong	1966

6 SHOTS BACK AFTER 36 HOLES

Aaron Baddeley	2007
----------------	------

7 SHOTS BACK AFTER 54 HOLES

Sandy Lyle	1988
------------	------

8 SHOTS BACK AFTER 54 HOLES

Kyle Stanley	2012
--------------	------



Kenny Perry



Kyle Stanley



Jerry Pate



Ben Hogan



Gene Littler

THREE-TIME OPEN WINNERS

Phil Mickelson	1996 / 2005 / 2013
Mark Calcavecchia	1989 / 1992 / 2001
Gene Littler	1955 / 1959 / 1969
Arnold Palmer	1961 / 1962 / 1963

PGA TOUR ROOKIES TO WIN THE OPEN:

J.B. Holmes	2006
-------------	------

FIRST CAREER WIN IN HIS FIRST START AT THE PHOENIX OPEN:

Kyle Stanley	2012
J.B. Holmes	2006

YOUNGEST OPEN WINNERS:

Ralph Guldahl, 1932	20 years, 2 months, 9 days
Jerry Pate, 1977	23 years, 3 months, 3 days
J.B. Holmes, 2006	23 years, 9 months, 9 days
Kyle Stanley, 2012	24 years, 2 months, 17 days

OLDEST OPEN WINNERS:

Kenny Perry, 2009	48 years, 3 months, 21 days
Julius Boros, 1967	46 years, 11 months, 9 days
Miller Barber, 1978	46 years, 10 months, 2 days
Calvin Peete, 1985	41 years 6 months, 2 days

18-HOLE PLAYOFFS

1961	Arnold Palmer (67) def. Doug Sanders (70)
1960	Jack Fleck (68) def. Bill Collins (71)
1949	Jimmy Demaret (67) def. Ben Hogan (70)
1946	Ben Hogan (68) def. Herman Keiser (70)
1944	Harold McSpaden (70) def. Byron Nelson (72)

SUDDEN-DEATH PLAYOFFS

2011	Mark Wilson def. Jason Dufner	2 holes
2009	Kenny Perry def. Charlie Hoffman	3 holes
2008	J.B. Holmes def. Phil Mickelson	1 hole
1996	Phil Mickelson def. Justin Leonard	3 holes
1995	Vijay Singh def. Billy Mayfair	1 hole
1988	Sandy Lyle def. Fred Couples	3 holes
1983	Bob Gilder def. Rex Caldwell, Johnny Miller & Mark O'Meara	8 holes
1977	Jerry Pate def. Dave Stockton	1 hole
1972	Homero Blancas def. Lanny Wadkins	1 hole
1954	Ed Furgol def. Cary Middlecoff	1 hole

HOLES-IN-ONE AT THE TPC SCOTTSDALE:

2011	Jarrold Lyle	16th hole / 150-yards / 8-iron
2008	Will Mackenzie	12th / 185-yards / 6-iron
2007	Heath Slocum	4th / 179-yards / 7-iron
2003	Bob Burns	4th / 175 yards / 6-iron
2003	Tim Herron	4th / 182 yards / 7-iron
2002	Mike Sposa	16th / 7-iron / 2nd round
2001	Andrew Magee	17th / par 4 / driver / 1st round
1998	Wayne Levi	12th / 4-iron / 2nd round
1997	Steve Stricker	16th / 6-iron / 4th round
1997	Tiger Woods	16th / 9-iron / 3rd round
1992	Bruce Lietzke	4th / 8-iron / 4th round
1992	Mark Calcavecchia	4th / 8-iron / 1st round
1991	Jay Delsing	16th / 9-iron / 3rd round
1990	Brad Bryant	16th / 1st round
1990	Andrew Magee,	4th / 1st round
1990	David Edwards	16th / 3rd round
1990	Bill Sander	4th / 9-iron / 3rd round
1989	Billy Pierot	7th / 1st round
1988	Hal Sutton	16th / 3rd round
1987	Larry Rinker	12th / 5-iron / 2nd round

**"MAKING THE CUT"
AT TPC / SINCE 1987**

YEAR	CUT SCORE	# MAKING CUT
2014	141	77
2013	138	74
2012	142	78
2011	139	74
2010	139	78
2009	142	71
2008	140	70
2007	140	74
2006	141	72
2005	145	77
2004	142	70
2003	138	72
2002	141	70
2001	140	71
2000	142	79
1999	147	71
1998	142	72
1997	141	73
1996	142	70
1995	141	70
1994	141	73
1993	141	76
1992	141	79
1991	140	80
1990	143	82
1989	143	84
1988	141	69
1987	142	76

ROUND-BY-ROUND SCORING AVERAGES AT TPC SCOTTSDALE

YEAR	1ST ROUND	2ND ROUND	3RD ROUND	4TH ROUND	OVERALL
2014	70.341	70.705	70.338	71.364	70.644
2013	69.015	68.900	69.365	68.527	68.954
2012	70.470	71.214	70.878	70.462	70.758
2011	69.885	69.102	68.689	70.405	69.516
2010	70.111	69.294	70.244	70.449	69.930
2009	71.356	71.031	69.887	70.690	70.877
2008	70.508	69.939	69.986	70.942	70.306
2007	70.377	69.899	69.270	69.370	69.845
2006	70.473	70.469	69.806	70.423	70.343
2005	74.145	70.225	70.078	70.948	71.572
2004	70.894	70.754	69.329	70.757	70.552
2003	69.667	68.742	68.639	69.347	69.130
2002	71.394	69.687	69.843	70.100	70.345
2001	69.977	70.219	71.592	70.127	70.363
2000	70.748	71.108	69.797	71.342	70.792
1999	74.523	72.913	71.958	72.718	73.239
1998	71.076	71.123	71.000	70.986	71.061
1997	71.045	70.162	69.288	71.603	70.549
1996	71.000	71.244	69.814	69.329	70.576
1995	72.242	69.791	69.986	70.029	70.673
1994	70.780	70.824	70.548	70.233	70.655
1993	70.588	70.508	72.299	72.855	71.297
1992	70.712	70.015	69.633	69.924	70.145
1991	70.361	70.076	69.650	69.713	70.027
1990	72.077	71.028	71.277	72.951	71.758
1989	70.389	72.786	70.129	69.786	70.969
1988	71.951	71.106	71.714	71.855	71.275
1987	71.141	71.460	69.724	70.987	70.960

NOTES:

- a / 8-day tournament week: 1996 attendance 9,600, Sunday at start of event
2011 attendance 13,033, Monday at end of event
- b / 1st year at the TPC of Scottsdale
- c / Last year and best-ever attendance at Phoenix Country Club
- * / Non-SuperBowl Sunday
- = / SuperBowl Sunday Record
- † / Monday Finish Due to Frost Delays



2015 WASTE MANAGEMENT PHOENIX OPEN MEDIA GUIDE

**SECTION 17:
ATTENDANCE HISTORY**

PHOENIX OPEN ATTENDANCE HISTORY

Thanks to the most fan-friendly tournament venue on the PGA TOUR, the Stadium Course at the Tournament Players Club of Scottsdale, the Phoenix Open attracts the largest galleries of any tournament in the world. Below is the Phoenix Open's attendance history since 1986, the last year the event was held at Phoenix CC.

	Sun	Mon	Tue	Wed	Thu	Fri	Sat	Sun	TOTAL	Mon
2014	-0-	6,577	32,456	62,234	88,113	123,674	189,722	60,232	563,008	
2013	-0-	6,420	33,052	47,103	79,532	121,901	179,022	58,791	525,821	
2012	-0-	7,515	36,003	49,735	77,035	116,299	173,210	58,447	518,262	
2011	-0-	5,120	25,300	15,003	38,323	74,225	131,627	61,923	365,052	13,033 [^]
2010	-0-	6,246	35,795	47,476	69,475	101,709	121,221	43,983	425,905	
2009	-0-	4,795	14,325	43,380	71,901	111,013	164,455	60,425	470,294	
2008	-0-	4,947	29,045	57,209	83,657	120,891	170,802	71,805	538,356	
2007	-0-	7,420	17,920	40,425	72,950	113,050	162,750	93,475^{**}	507,990	
2006	-0-	7,100	30,380	54,036	77,234	117,540	168,337	82,150	536,767	
2005	-0-	7,150	27,150	47,835	78,864	115,733	165,168	75,947	517,847	
2004	-0-	7,130	28,272	43,989	71,796	113,088	148,521	90,768	503,564	
2003:	-0-	15,100	31,200	50,700	65,400	102,300	140,700	71,600	477,000	
2002:	-0-	14,150	28,520	49,610	56,600	95,830	164,900	119,600[*]	529,210	
2001:	-0-	22,520	26,650	45,850	72,650	117,000	78,500	65,760	428,930	
2000:	-0-	14,190	17,160	27,560	62,800	98,500	124,600	70,500	415,310	
1999:	-0-	12,000	28,750	51,300	61,500	89,250	114,450	65,400	422,650	
1998:	-0-	19,250	29,750	58,100	71,750	94,850	129,150	64,750	467,600	
1997:	-0-	14,500	24,400	38,900	69,400	97,500	121,500	57,800	424,000	
a-1996:	19,600	10,240	20,840	37,500	55,040	97,350	156,875	23,650	421,095	
1995:	-0-	5,025	45,000	18,500	41,275	89,018	119,353	74,369	392,530	
1994:	-0-	2,500	16,000	46,250	49,500	68,700	114,200	68,400	365,500	
1993:	-0-	2,300	31,000	44,000	47,250	72,050	98,000	66,500	361,100	
1992:	-0-	2,000	23,000	42,500	48,750	86,000	112,500	73,250	388,000	
1991:	-0-	5,000	30,000	44,000	52,500	72,500	105,000	56,000	365,000	
1990:	n/a	n/a	n/a	n/a	n/a	n/a	n/a	n/a	362,000	
1989:	n/a	n/a	n/a	n/a	n/a	n/a	n/a	n/a	347,000	
1988:	n/a	n/a	n/a	n/a	n/a	n/a	n/a	n/a	325,500	
b-1987:	n/a	n/a	n/a	n/a	n/a	n/a	n/a	n/a	257,000	
c-1986:	n/a	n/a	n/a	n/a	n/a	n/a	n/a	n/a	186,000	

Notes: **a**-8-day tournament week, PGA TOUR event Wed-Sat due to Super Bowl XXX; **b**-1st year at the TPC of Scottsdale; **c**-Last year and best-ever attendance at Phoenix CC.

*= Non-SuperBowl Sunday **= SuperBowl Sunday Record ^ = Monday Finish Due to Frost Delays



2015 WASTE MANAGEMENT PHOENIX OPEN MEDIA GUIDE

**SECTION 18:
HOLE-BY-HOLE SCORING SUMMARY 1987 - 2014**



2014 Waste Management Phoenix Open
TPC Scottsdale
Final Round Course Statistics



Grand Totals Thru Final Round Posting 418 Scores

Hole	Par	Average	Double		Birdies	Pars	Bogeys	Double Triple		Min	Max	Rank	Avg Over		
			Eagles-	Eagles				Bogeys	Bogey+				Under-	Par	
1	4	3.988	0	1	81	268	59	8	1	2	7	10	-	.012	
2	4	3.976	0	0	69	295	49	5	0	3	6	12	-	.024	
3	5	4.720	0	12	137	232	31	5	1	3	8	16	-	.280	
4	3	2.931	0	0	80	290	46	1	1	2	6	14	-	.069	
5	4	4.117	0	0	57	273	71	16	1	3	7	5	.	.117	
6	4	4.062	0	0	71	266	69	9	3	3	8	7	.	.062	
7	3	3.170	0	0	33	286	94	5	0	2	5	2	.	.170	
8	4	4.050	0	0	60	281	73	4	0	3	6	8	.	.050	
9	4	3.986	0	1	71	285	58	1	2	2	8	11	-	.014	
OUT	35	35.000	0	14	659	2476	550	54	9						
10	4	4.005	0	0	74	275	64	3	2	3	7	9	.	.005	
11	4	4.175	0	1	45	275	78	17	2	2	9	1	.	.175	
12	3	3.160	0	0	50	265	92	8	3	2	6	3	.	.160	
13	5	4.629	0	12	178	187	36	4	1	3	8	18	-	.371	
14	4	3.969	0	0	64	306	45	3	0	3	6	13	-	.031	
15	5	4.756	0	10	160	180	59	8	1	3	8	15	-	.244	
16	3	3.120	0	0	48	281	81	7	1	2	6	4	.	.120	
17	4	3.713	0	6	165	196	45	6	0	2	6	17	-	.287	
18	4	4.117	0	0	63	262	75	17	1	3	7	5	.	.117	
IN	36	35.644	0	29	847	2227	575	73	11						
TOT	71	70.644	0	43	1506	4703	1125	127	20						

	Round 1	Round 2	Round 3	Round 4	Total
Rounds Below 70	49	46	29	21	145
Rounds Below Par	65	62	42	28	197
Rounds Par and Below	83	81	53	41	258
Rounds At Even Par	18	19	11	13	61
Rounds Over Par	49	51	24	36	160
Rounds 80 and Over	0	2	0	0	2





**2013 Waste Management Phoenix Open
TPC Scottsdale
Final Round Course Statistics**



Grand Totals Thru Final Round Posting 410 Scores

Hole	Par	Average	Double			Pars	Bogeys	Double Triple		Min	Max	Rank	Avg Over	
			Eagles-	Eagles	Birdies			Bogeys	Bogey+				Under-	Par
1	4	3.922	0	0	84	283	34	9	0	3	6	8	-.078	
2	4	3.920	0	0	85	280	39	5	1	3	7	9	-.080	
3	5	4.593	0	10	175	198	26	1	0	3	7	17	-.407	
4	3	2.871	0	0	81	301	28	0	0	2	4	14	-.129	
5	4	4.024	0	0	67	272	65	6	0	3	6	4	.024	
6	4	3.902	0	0	100	257	46	7	0	3	6	11	-.098	
7	3	3.039	0	0	51	293	65	1	0	2	5	3	.039	
8	4	3.988	0	0	57	304	46	3	0	3	6	5	-.012	
9	4	3.890	0	0	90	277	41	2	0	3	6	13	-.110	
OUT	35	34.149	0	10	790	2465	390	34	1					
10	4	3.907	0	0	86	278	44	2	0	3	6	10	-.093	
11	4	4.051	0	1	59	277	65	7	1	2	7	2	.051	
12	3	3.122	0	0	47	273	83	7	0	2	5	1	.122	
13	5	4.537	0	14	198	164	32	2	0	3	7	18	-.463	
14	4	3.980	0	0	64	291	54	1	0	3	6	7	-.020	
15	5	4.602	0	20	184	153	46	6	1	3	8	16	-.398	
16	3	2.893	0	0	80	298	28	4	0	2	5	12	-.107	
17	4	3.724	0	5	157	198	46	4	0	2	6	15	-.276	
18	4	3.988	0	0	81	267	52	7	3	3	8	5	-.012	
IN	36	34.805	0	40	956	2199	450	40	5					
TOT	71	68.954	0	50	1746	4664	840	74	6					

	Round 1	Round 2	Round 3	Round 4	Total
Rounds Below 70	73	78	38	43	232
Rounds Below Par	87	87	45	57	276
Rounds Par and Below	99	106	55	64	324
Rounds At Even Par	12	19	10	7	48
Rounds Over Par	33	24	19	10	86
Rounds 80 and Over	0	0	0	0	0





**2012 Waste Management Phoenix Open
TPC Scottsdale
Final Round Course Statistics**



Grand Totals Thru Final Round Posting 414 Scores

Hole	Par	Average	Double Eagles-	Eagles	Birdies	Pars	Bogeys	Double Bogeys	Triple Bogeys+	Min	Max	Rank	Avg Over Under- Par
1	4	4.056	0	1	59	280	64	10	0	2	6	7	.056
2	4	3.964	0	0	87	264	56	5	2	3	7	12	-.036
3	5	4.674	0	10	156	216	26	4	2	3	9	17	-.326
4	3	2.959	0	0	69	294	50	1	0	2	5	13	-.041
5	4	4.002	0	0	82	270	44	15	3	3	7	10	.002
6	4	4.106	0	1	59	261	83	8	2	2	7	5	.106
7	3	3.200	0	0	22	292	96	3	1	2	6	1	.200
8	4	4.005	0	0	64	290	54	6	0	3	6	9	.005
9	4	4.046	0	0	54	289	69	2	0	3	6	8	.046
OUT	35	35.012	0	12	652	2456	542	54	10				
10	4	3.884	0	0	93	276	45	0	0	3	5	15	-.116
11	4	4.186	0	0	43	270	83	17	1	3	7	2	.186
12	3	3.126	0	0	37	291	83	3	0	2	5	4	.126
13	5	4.556	0	16	190	172	34	2	0	3	7	18	-.444
14	4	4.092	0	0	55	275	76	7	1	3	7	6	.092
15	5	4.860	0	5	152	177	60	17	3	3	9	16	-.140
16	3	2.988	0	0	68	288	53	5	0	2	5	11	-.012
17	4	3.899	0	6	125	199	75	7	2	2	7	14	-.101
18	4	4.157	0	0	45	275	82	9	3	3	8	3	.157
IN	36	35.746	0	27	808	2223	591	67	10				
TOT	71	70.758	0	39	1460	4679	1133	121	20				

	Round 1	Round 2	Round 3	Round 4	Total
Rounds Below 70	52	36	26	30	144
Rounds Below Par	68	59	37	39	203
Rounds Par and Below	87	70	47	50	254
Rounds At Even Par	19	11	10	11	51
Rounds Over Par	45	56	31	28	160
Rounds 80 and Over	2	1	0	0	3





**2011 Waste Management Phoenix
TPC Scottsdale
Fourth Round Course Statistics**



Grand Totals Thru Fourth Round Posting 407 Scores

Hole	Par	Average	Double Eagles-	Eagles	Birdies	Pars	Bogeys	Double Bogeys	Triple Bogey+	Min	Max	Rank	Avg Over Under- Par
1	4	3.867	0	0	91	280	35	1	0	3	6	14	-.133
2	4	3.912	0	1	84	277	41	3	1	2	7	12	-.088
3	5	4.678	0	6	158	210	27	6	0	3	7	16	-.322
4	3	2.934	0	0	75	285	46	0	0	2	5	11	-.066
5	4	4.022	0	0	74	260	63	10	0	3	6	5	.022
6	4	4.039	0	0	62	278	57	9	1	3	7	4	.039
7	3	3.101	0	0	38	294	71	4	0	2	5	2	.101
8	4	3.993	0	1	53	302	50	1	0	2	6	9	-.007
9	4	4.005	0	1	56	293	55	1	1	2	7	8	.005
OUT	35	34.550	0	9	691	2479	445	36	3				
10	4	3.946	0	0	71	288	47	1	0	3	6	10	-.054
11	4	4.057	0	0	69	258	69	10	1	3	7	3	.057
12	3	3.106	0	1	50	271	75	10	0	1	5	1	.106
13	5	4.612	0	8	193	158	45	3	0	3	7	18	-.388
14	4	3.880	0	0	81	297	26	3	0	3	6	13	-.120
15	5	4.695	0	11	166	175	47	7	1	3	8	15	-.305
16	3	3.017	0	1	49	301	54	2	0	1	5	6	.017
17	4	3.639	0	5	189	167	41	4	1	2	7	17	-.361
18	4	4.015	0	2	77	255	64	6	3	2	8	7	.015
IN	36	34.966	0	28	945	2170	468	46	6				
TOT	71	69.516	0	37	1636	4649	913	82	9				

	Round 1	Round 2	Round 3	Round 4	Total
Rounds Below 70	53	65	50	26	194
Rounds Below Par	79	86	59	43	267
Rounds Far and Below	96	103	67	53	319
Rounds At Even Par	17	17	8	10	52
Rounds Over Par	35	25	7	21	88
Rounds 80 and Over	0	0	0	0	0





**2010 Waste Management Phoenix Open
 TPC Scottsdale
 Final Round Course Statistics**



Grand Totals Thru Final Round Posting 443 Scores

Hole	Par	Average	Double		Birdies	Pars	Bogeys	Double Triple		Min	Max	Rank	Avg Over	
			Eagles-	Eagles				Bogeys	Bogey+				Under-	Par
1	4	3.984	0	1	71	309	58	4	0	2	6	8	-	.016
2	4	3.919	0	1	95	295	44	7	1	2	7	13	-	.081
3	5	4.709	0	9	146	254	33	1	0	3	7	16	-	.291
4	3	2.946	0	0	82	306	52	3	0	2	5	12	-	.054
5	4	4.002	0	0	71	306	60	6	0	3	6	6	-	.002
6	4	3.953	0	0	89	290	60	4	0	3	6	11	-	.047
7	3	3.163	0	0	39	296	105	3	0	2	5	3	-	.163
8	4	4.000	0	0	66	314	60	3	0	3	6	7	-	.000
9	4	4.025	0	0	67	302	70	4	0	3	6	4	-	.025
OUT	35	34.700	0	11	726	2672	542	35	1					
10	4	3.914	0	2	78	320	42	1	0	2	6	14	-	.086
11	4	4.190	0	1	50	273	102	17	0	2	6	1	-	.190
12	3	3.181	0	0	39	291	108	4	1	2	6	2	-	.181
13	5	4.578	0	17	191	203	26	6	0	3	7	18	-	.422
14	4	3.973	0	0	73	315	50	4	1	3	7	10	-	.027
15	5	4.743	0	9	183	186	47	15	3	3	9	15	-	.257
16	3	2.984	0	0	69	314	58	2	0	2	5	8	-	.016
17	4	3.646	0	8	178	225	28	3	1	2	7	17	-	.354
18	4	4.023	0	0	84	277	70	12	0	3	6	5	-	.023
IN	36	35.230	0	37	945	2404	531	64	6					
TOT	71	69.930	0	48	1671	5076	1073	99	7					

	Round 1	Round 2	Round 3	Round 4	Total
Rounds Below 70	67	77	31	32	207
Rounds Below Par	83	101	42	44	270
Rounds Par and Below	94	113	59	53	319
Rounds At Even Par	11	12	17	9	49
Rounds Over Par	50	30	19	25	124
Rounds 80 and Over	1	0	0	0	1



2009 FBR Open
 TPC Scottsdale
 Fourth Round Course Statistics



Grand Totals Thru Fourth Round Posting 405 Scores

Hole	Par	Average	Double		Birdies	Pars	Bogeys	Double Triple		Min	Max	Rank	Avg Over	
			Eagles-	Eagles				Bogeys	Bogey+				Under-	Par
1	4	4.022	0	1	80	249	61	13	1	2	8	11	.022	
2	4	4.037	0	0	70	263	62	8	2	3	8	10	.037	
3	5	4.667	0	10	157	198	38	2	0	3	7	17	-.333	
4	3	3.012	0	0	52	297	55	1	0	2	5	12	.012	
5	4	4.123	0	0	68	239	81	15	2	3	8	3	.123	
6	4	4.089	0	1	53	268	76	6	1	2	7	5	.089	
7	3	3.217	0	0	25	272	103	5	0	2	5	2	.217	
8	4	4.116	0	0	39	285	76	5	0	3	8	6	-.116	
9	4	4.081	0	0	51	280	66	6	2	3	7	6	.081	
OUT	35	35.365	0	12	595	2351	618	61	8					
10	4	4.047	0	1	61	267	70	6	0	2	6	9	.047	
11	4	4.227	0	0	51	229	108	16	1	3	7	1	.227	
12	3	3.062	0	0	51	283	66	5	0	2	5	7	.062	
13	5	4.647	0	12	163	192	33	4	1	3	8	18	-.353	
14	4	3.975	0	0	61	298	42	3	1	5	7	14	-.025	
15	5	4.832	0	13	131	193	50	15	3	3	8	15	-.168	
16	3	3.005	0	0	62	280	62	1	0	2	5	13	.005	
17	4	3.667	0	5	165	202	28	3	2	2	7	16	-.333	
18	4	4.049	0	0	73	257	59	14	2	3	7	8	.049	
IN	36	35.511	0	31	818	2201	518	67	10					
TOT	71	70.877	0	43	1412	4552	1136	128	18					

	Round 1	Round 2	Round 3	Round 4	Total
Rounds Below 70	34	43	41	26	144
Rounds Below Par	53	58	48	38	197
Rounds Par and Below	73	75	51	47	246
Rounds At Even Par	20	17	3	9	49
Rounds Over Par	59	56	20	24	159
Rounds 60 and Over	0	1	0	0	1



2008
FBR Open
Hole-By-Hole Scoring Summary

<u>Hole</u>	<u>Yards</u>	<u>Par</u>	<u>Average</u>	<u>Rank</u>	<u>Eagles</u>	<u>Birdies</u>	<u>Pars</u>	<u>Bogeys</u>	<u>Double</u>		<u>Other</u>	<u>Min</u>	<u>Max</u>	<u>Diff</u>
									<u>Bogeys</u>	<u>Bogeys</u>				
1	410	4	4.007	8	1	59	282	56	4	4	0	2	6	0.007
2	416	4	3.963	13	0	74	273	51	4	4	0	3	6	-0.037
3	554	5	4.692	17	10	144	214	28	6	6	0	3	7	-0.308
4	172	3	2.968	11	0	66	284	51	1	1	0	2	5	-0.032
5	453	4	4.124	3	0	50	268	72	10	10	2	3	9	0.124
6	389	4	4.117	4	0	51	258	88	5	5	0	3	6	0.117
7	215	3	3.132	2	0	33	288	76	5	5	0	2	5	0.132
8	470	4	4.082	5	1	53	265	78	5	5	0	2	6	0.082
9	415	4	4.005	9	0	61	281	57	3	3	0	3	6	0.005
Out	3494	35	35.09		12	591	2413	557	43	43	2			
10	403	4	3.913	14	1	79	280	38	4	4	0	2	6	-0.087
11	469	4	4.206	1	0	47	246	90	17	17	2	3	7	0.206
12	195	3	3.025	6	1	57	280	59	5	5	0	1	5	0.025
13	576	5	4.627	18	11	167	185	39	0	0	0	3	6	-0.373
14	444	4	4.017	7	0	57	285	56	4	4	0	3	6	0.017
15	501	5	4.751	15	10	144	190	52	6	6	0	3	7	-0.249
16	162	3	2.965	12	0	68	282	50	2	2	0	2	5	-0.035
17	332	4	3.724	16	2	143	226	26	5	5	0	2	6	-0.276
18	438	4	3.988	10	0	79	258	58	6	6	1	3	8	-0.012
In	3520	36	35.216		25	841	2232	468	49	49	3			
Total	7014	71	70.306		37	1432	4645	1025	92	92	5			

Scoring Summary

	<u>Round -1</u>	<u>Round -2</u>	<u>Round -3</u>	<u>Round -4</u>	<u>ALL ROUNDS</u>
Below 70	57	53	32	19	161
Below Par	76	78	41	29	224
Par & Below	88	92	49	42	271
Par	12	14	8	13	47
Over Par	44	39	21	27	131
80 & Over	0	0	0	0	0

2007
FBR OPEN
Hole-By-Hole Scoring Summary

Hole	Yards	Par	Average	Rank*	Eagles	Birdies	Pars	Bogeys	Double		Other	Min	Max	Diff
									Bogeys					
1	410	4	3.916	13	2	79	281	42	2	1	2	7	-0.084	
2	416	4	3.968	9	0	76	274	51	6	0	3	6	-0.032	
3	554	5	4.722	15	6	143	222	30	6	0	3	7	-0.278	
4	175	3	2.897	14	1	79	291	34	1	1	1	6	-0.103	
5	453	4	4.098	4	0	52	272	76	5	2	3	7	0.098	
6	409	4	4.012	5	0	82	252	60	12	1	3	7	0.012	
7	215	3	3.113	3	0	44	284	69	9	1	2	6	0.113	
8	470	4	3.988	8	1	69	275	58	4	0	2	6	-0.012	
9	448	4	3.929	11	0	82	275	47	3	0	3	6	-0.071	
Out	3550	35	34.644		10	706	2426	467	48	6				
10	403	4	3.934	10	2	78	274	51	2	0	2	6	-0.066	
11	469	4	4.179	1	0	34	278	83	12	0	3	6	0.179	
12	195	3	3.123	2	0	40	288	72	4	3	2	7	0.123	
13	595	5	4.666	17	9	164	192	39	2	1	3	8	-0.334	
14	444	4	3.924	12	0	72	294	41	0	0	3	5	-0.076	
15	501	5	4.713	16	14	157	182	43	8	3	3	8	-0.287	
16	162	3	2.998	7	0	72	274	55	4	2	2	7	-0.002	
17	332	4	3.666	17	5	174	186	37	4	1	2	7	-0.334	
18	438	4	4.000	6	0	64	288	48	6	1	3	8	0.000	
In	3539	36	35.203		30	855	2256	469	42	11				
Total	7089	71	69.847		40	1561	4682	936	90	17				

*Holes ranked from 1 (most difficult) to 18 (least difficult)

SCORING SUMMARY

	Par					
	<u>Below 70</u>	<u>Below Par</u>	<u>& Below</u>	<u>Par</u>	<u>Over Par</u>	<u>80 & Over</u>
Round 1	48	69	87	18	44	0
Round 2	61	81	100	19	29	1
Round 3	41	54	59	5	15	0
Round 4	43	48	54	6	19	0
All Rounds	193	252	300	48	107	1

2006

FBR OPEN

Hole-By-Hole Scoring Summary

Hole	Yards	Par	Average	Rank*	Eagles	Birdies	Pars	Bogeys	Double		Min	Max	Diff
									Bogeys	Other			
1	410	4	3.940	14	0	85	268	42	4	3	3	8	-0.060
2	416	4	4.025	9	1	49	295	55	0	2	2	7	0.025
3	554	5	4.684	17	6	160	200	29	5	2	3	8	-0.316
4	175	3	3.037	7	0	63	268	64	7	0	2	5	0.037
5	453	4	4.040	5	0	64	267	63	7	1	3	7	0.040
6	409	4	4.109	4	1	57	256	74	13	1	2	7	0.109
7	215	3	3.177	1	0	36	262	102	1	1	2	6	0.177
8	470	4	4.037	7	1	47	292	60	2	0	2	6	0.037
9	448	4	3.993	11	0	61	288	49	3	1	3	7	-0.007
Out	3550	35	35.042		9	622	2396	538	42	11			
10	403	4	3.948	13	0	89	251	56	6	0	3	6	-0.052
11	469	4	4.144	3	0	40	284	62	14	2	3	8	0.144
12	195	3	3.152	2	0	41	272	79	8	2	2	7	0.152
13	595	5	4.600	18	9	182	174	35	2	0	3	7	-0.400
14	444	4	4.025	9	0	65	265	69	3	0	3	6	0.025
15	501	5	4.706	16	10	171	165	45	7	4	3	10	-0.294
16	162	3	2.978	12	0	71	272	56	3	0	2	5	-0.022
17	332	4	3.709	15	4	162	186	47	3	0	2	6	-0.291
18	438	4	4.040	5	0	66	271	50	13	2	3	7	0.040
In	3539	36	35.302		23	887	2140	499	59	10			
Total	7089	71	70.344		32	1509	4536	1037	101	21			

*Holes ranked from 1 (most difficult) to 18 (least difficult)

SCORING SUMMARY

	Par					
	<u>Below 70</u>	<u>Below Par</u>	<u>& Below</u>	<u>Par</u>	<u>Over Par</u>	<u>80 & Over</u>
Round 1	51	72	92	20	39	0
Round 2	53	63	83	20	45	1
Round 3	40	46	52	6	20	1
Round 4	26	34	47	13	24	0
All Rounds	170	215	274	59	128	2

2005

FBR OPEN

Hole-By-Hole Scoring Summary

Hole	Yards	Par	Average	Rank*	Eagles	Birdies	Pars	Bogeys	Double		Min	Max	Diff
									Bogeys	Other			
1	410	4	4.010	13	0	71	276	61	4	2	3	7	0.010
2	416	4	4.123	7	0	65	258	72	14	5	3	8	0.123
3	554	5	4.669	17	8	166	201	33	6	0	3	7	-0.331
4	175	3	3.051	12	0	59	279	73	2	1	2	6	0.051
5	453	4	4.000	14	0	72	281	54	3	4	3	7	0.000
6	409	4	4.179	5	1	58	243	91	20	1	2	7	0.179
7	215	3	3.123	7	0	37	292	82	3	0	2	5	0.123
8	470	4	4.176	6	0	42	272	87	11	2	3	7	0.176
9	448	4	4.186	4	0	39	274	89	10	2	3	8	0.186
Out	3550	35	35.517		9	609	2376	642	73	17			
10	403	4	4.080	11	0	55	275	80	4	0	3	6	0.080
11	469	4	4.225	2	0	43	257	92	22	0	3	6	0.225
12	195	3	3.196	3	0	35	276	90	13	0	2	5	0.196
13	595	5	4.498	18	18	198	174	22	2	0	3	7	-0.502
14	444	4	4.297	1	0	34	242	121	15	2	3	7	0.297
15	501	5	4.792	15	9	150	192	46	15	2	3	8	-0.208
16	162	3	3.116	9	0	46	281	80	7	0	2	5	0.116
17	332	4	3.744	16	1	131	260	17	5	0	2	6	-0.256
18	438	4	4.109	10	1	55	272	73	12	1	2	9	0.109
In	3539	36	36.057		29	747	2229	621	95	5			
Total	7089	71	71.574		38	1356	4605	1263	168	22			

*Holes ranked from 1 (most difficult) to 18 (least difficult)

SCORING SUMMARY

	Par					
	<u>Below 70</u>	<u>Below Par</u>	<u>& Below</u>	<u>Par</u>	<u>Over Par</u>	<u>80 & Over</u>
Round 1	10	19	25	6	106	12
Round 2	51	65	87	22	42	0
Round 3	36	46	55	9	22	1
Round 4	31	39	46	7	31	0
All Rounds	128	169	213	44	201	13

2004

FBR OPEN Hole-By-Hole Scoring Summary

Hole	Yards	Par	Average	Rank*	Eagles	Birdies	Pars	Bogeys	Double		Min	Max	Diff
									Bogeys	Other			
1	410	4	3.943	11	1	74	279	45	1	2	2	7	-0.057
2	416	4	4.072	7	0	50	284	58	9	1	3	7	0.072
3	554	5	4.784	16	3	126	233	35	5	0	3	7	-0.216
4	175	3	2.913	12	0	81	278	40	3	0	2	5	-0.087
5	453	4	4.129	4	0	63	242	80	16	1	3	7	0.129
6	409	4	4.027	9	0	70	255	73	4	0	3	6	0.027
7	215	3	3.201	1	0	25	276	97	3	1	2	6	0.201
8	470	4	4.082	6	0	39	291	72	0	0	3	5	0.082
9	448	4	4.027	10	0	55	289	50	8	0	3	6	0.027
Out	3550	35	35.179		4	583	2427	550	49	5			
10	403	4	3.896	14	0	90	268	40	4	0	3	6	-0.104
11	469	4	4.154	3	0	37	282	68	14	1	3	7	0.154
12	195	3	3.179	2	0	40	265	83	13	1	2	6	0.179
13	595	5	4.595	18	11	178	179	31	3	0	3	7	-0.405
14	444	4	4.102	5	0	44	277	77	4	0	3	6	0.102
15	501	5	4.706	17	9	154	189	46	4	0	3	7	-0.294
16	162	3	2.905	13	0	86	272	40	4	0	2	5	-0.095
17	332	4	3.799	15	4	117	239	40	2	0	2	6	-0.201
18	438	4	4.037	8	0	70	257	66	8	1	3	7	0.037
In	3539	36	35.373		24	816	2228	491	56	3			
Total	7089	71	70.552		28	1399	4655	1041	105	8			

*Holes ranked from 1 (most difficult) to 18 (least difficult)

SCORING SUMMARY

	Par					
	<u>Below 70</u>	<u>Below Par</u>	<u>& Below</u>	<u>Par</u>	<u>Over Par</u>	<u>80 & Over</u>
Round 1	39	62	82	20	50	2
Round 2	48	66	77	11	53	1
Round 3	36	53	59	6	11	0
Round 4	27	34	44	10	26	0
All Rounds	150	215	262	47	140	3

2003

Phoenix OPEN

Hole-By-Hole Scoring Summary

Hole	Yards	Par	Average	Rank*	Eagles	Birdies	Pars	Bogeys	Double		Min	Max	Diff
									Bogeys	Other			
1	410	4	3.931	9	0	80	283	38	7	0	3	6	-0.069
2	416	4	3.936	8	0	77	284	43	4	0	3	6	-0.064
3	554	5	4.735	15	5	139	229	29	6	0	3	7	-0.265
4	174	3	2.956	7	2	63	297	43	3	0	1	5	-0.044
5	453	4	4.081	3	0	51	285	60	12	0	3	6	0.081
6	412	4	3.895	11	1	103	251	45	7	1	7	6	-0.105
7	215	3	3.174	1	0	37	266	102	3	0	2	5	0.174
8	470	4	3.978	6	0	61	298	46	3	0	3	6	-0.022
9	450	4	3.885	13	1	89	278	36	4	0	2	6	-0.115
Out	3554	35	34.571		9	700	2471	442	49	1			
10	403	4	3.929	10	0	81	278	46	3	0	3	6	-0.071
11	469	4	4.069	4	1	59	275	58	14	1	2	7	0.069
12	195	3	3.091	2	0	54	272	73	9	0	2	5	0.091
13	585	5	4.542	17	15	190	172	29	2	0	3	7	-0.458
14	444	4	3.892	12	0	79	295	33	1	0	3	6	-0.108
15	501	5	4.458	18	19	223	132	29	4	1	3	8	-0.542
16	162	3	2.868	14	0	96	272	38	2	0	2	5	-0.132
17	332	4	3.716	16	5	159	196	43	5	0	2	6	-0.284
18	438	4	3.995	5	1	76	271	46	12	2	2	7	-0.005
In	3529	36	34.560		41	1017	2163	395	52	4			
Total	7083	71	69.131		50	1717	4634	837	101	5			

*Holes ranked from 1 (most difficult) to 18 (least difficult)

SCORING SUMMARY

	Par					
	<u>Below 70</u>	<u>Below Par</u>	<u>& Below</u>	<u>Par</u>	<u>Over Par</u>	<u>80 & Over</u>
Round 1	71	89	103	14	29	0
Round 2	82	100	116	16	16	1
Round 3	44	56	62	6	10	0
Round 4	47	52	60	8	12	0
All Rounds	244	297	341	44	67	1

PHOENIX OPEN
Hole-By-Hole Scoring Summary

2002

Hole	Yards	Par	Average	Rank*	Eagles	Birdies	Pars	Bogeys	Double Bogeys	Other	Min	Max	Diff
1	410	4	3.978	13	0	69	278	52	4	0	3	6	-0.022
2	416	4	3.950	14	0	67	292	42	1	1	3	7	-0.050
3	554	5	4.734	15	7	136	219	39	2	0	3	7	-0.266
4	175	3	3.015	9	0	50	301	48	4	0	2	5	0.015
5	453	4	4.042	8	0	55	281	63	3	1	3	7	0.042
6	409	4	4.007	12	1	71	260	67	3	1	2	7	0.007
7	215	3	3.174	1	0	24	289	86	4	0	2	6	0.174
8	470	4	4.052	5	0	42	300	59	2	0	3	6	0.052
9	448	4	4.012	10	0	69	269	59	5	1	3	9	0.012
Out	3550	35	34.965		8	583	2489	515	28	4			
10	403	4	4.047	6	0	66	256	77	4	0	3	6	0.047
11	469	4	4.139	3	0	50	259	84	8	2	3	7	0.139
12	195	3	3.169	2	0	44	259	91	7	2	2	7	0.169
13	595	5	4.529	18	19	188	160	36	0	0	3	6	-0.471
14	444	4	4.010	11	1	65	273	57	7	0	2	6	0.010
15	501	5	4.690	16	14	165	167	47	9	1	3	8	-0.310
16	162	3	3.042	7	1	47	293	58	4	0	1	6	0.042
17	332	4	3.670	17	5	158	208	29	3	0	2	6	-0.330
18	438	4	4.084	4	0	67	257	64	12	3	3	11	0.084
In	3539	36	35.380		40	850	2132	543	54	8			
Total	7089	71	70.345		48	1433	4621	1058	82	12			

*Holes ranked from 1 (most difficult) to 18 (least difficult)

SCORING SUMMARY

	Below 70	Below Par	Par & Below	Par	Over Par	80 & Over
Round 1	36	52	63	11	69	1
Round 2	70	83	97	14	34	1
Round 3	29	39	49	10	21	0
Round 4	30	45	50	5	20	0
All Rounds	167	219	259	40	144	2

PHOENIX OPEN
Hole-By-Hole Scoring Summary

2001

Hole	Yards	Par	Average	Rank*	Eagles	Birdies	Pars	Bogeys	Double Bogeys	Other	Min	Max	Diff
1	410	4	3.975	11	0	77	270	54	3	2	3	8	-0.025
2	416	4	3.929	13	0	80	279	44	2	1	3	7	-0.071
3	554	5	4.727	16	6	129	243	26	2	0	3	7	-0.273
4	175	3	2.948	12	0	71	289	42	4	0	2	5	-0.052
5	453	4	4.084	6	0	54	270	76	6	0	3	6	0.084
6	409	4	3.998	10	1	82	248	67	8	0	2	6	-0.002
7	215	3	3.182	1	0	32	277	89	7	1	2	6	0.182
8	470	4	4.099	5	0	36	299	65	4	1	3	7	0.099
9	448	4	4.020	7	0	64	274	62	5	0	3	6	0.020
Out	3550	35	34.961		7	625	2449	525	41	5			
10	403	4	3.924	14	1	78	280	45	2	0	2	6	-0.076
11	469	4	4.163	3	0	46	266	79	12	3	3	7	0.163
12	195	3	3.155	4	0	50	259	81	16	0	2	5	0.155
13	595	5	4.640	17	10	160	205	29	1	1	3	8	-0.360
14	444	4	4.015	8	0	58	286	58	3	0	3	6	0.015
15	501	5	4.570	18	20	186	156	37	4	2	3	9	-0.430
16	162	3	3.000	9	0	59	290	51	4	0	2	5	0.000
17	332	4	3.770	15	2	145	205	44	6	2	1	7	-0.230
18	438	4	4.166	2	0	49	258	81	14	2	3	8	0.166
In	3539	36	35.403		33	831	2205	505	62	10			
Total	7089	71	70.364		40	1456	4654	1030	103	15			

*Holes ranked from 1 (most difficult) to 18 (least difficult)

SCORING SUMMARY

	<u>Below 70</u>	<u>Below Par</u>	<u>Par & Below</u>	<u>Par</u>	<u>Over Par</u>	<u>80 & Over</u>	<u>The Field</u>
Round 1	58	77	94	17	38	0	-135
Round 2	52	70	88	18	41	0	-111
Round 3	11	20	34	14	37	0	42
Round 4	32	39	49	10	22	0	-62
All Rounds	153	206	265	59	138	0	-266

PHOENIX OPEN
Hole-By-Hole Scoring Summary

2000

Hole	Yards	Par	Average	Rank*	Eagles	Birdies	Pars	Bogeys	Double Bogeys	Other	Min	Max	Diff
1	410	4	3.990	12	0	76	274	68	2	0	3	6	-0.010
2	416	4	4.040	7	0	56	295	65	4	0	3	6	0.040
3	554	5	4.876	15	4	109	253	45	7	2	3	8	-0.124
4	174	3	2.964	14	0	55	326	38	1	0	2	5	-0.036
5	453	4	4.093	4	1	60	265	87	7	0	2	6	0.093
6	412	4	4.019	10	0	76	270	64	10	0	3	6	0.019
7	215	3	3.145	3	0	37	288	92	3	0	2	5	0.145
8	470	4	4.026	8	0	66	282	67	5	0	3	6	0.026
9	450	4	3.986	13	0	67	294	57	2	0	3	6	-0.014
Out	3554	35	35.139		5	602	2547	583	41	2			
10	403	4	4.012	11	0	55	308	56	2	0	3	6	0.012
11	469	4	4.240	1	0	42	254	108	16	1	3	7	0.240
12	195	3	3.211	2	0	39	267	104	10	1	2	7	0.211
13	585	5	4.637	17	4	183	199	32	3	0	3	7	-0.363
14	444	4	4.083	5	0	46	301	69	4	1	3	8	0.083
15	501	5	4.615	18	21	177	174	42	6	1	3	8	-0.385
16	162	3	3.062	6	0	54	293	68	6	0	2	5	0.062
17	332	4	3.795	16	4	129	244	36	6	1	2	7	-0.205
18	438	4	4.021	9	0	82	256	73	9	0	3	6	0.021
In	3529	36	35.676		29	807	2296	588	62	5			
Total	7083	71	70.815		34	1409	4843	1171	103	7			

*Holes ranked from 1 (most difficult) to 18 (least difficult)

SCORING SUMMARY

	Par 72						
	<u>Below 70</u>	<u>Below Par</u>	<u>& Below</u>	<u>Par</u>	<u>Over Par</u>	<u>80 & Over</u>	<u>The Field</u>
Round 1	48	61	79	18	52	1	-33
Round 2	40	58	74	16	56	0	14
Round 3	37	54	58	4	21	0	-95
Round 4	21	31	39	8	40	0	27
All Rounds	146	204	250	46	169	1	-87

PHOENIX OPEN
Hole-By-Hole Scoring Summary

1999

Hole	Yards	Par	Average	Rank	Eagles	Birdies	Pars	Bogeys	Double			Min	Max	Diff
									Bogeys	Other				
1	410	4	4.173	7	1	47	248	101	6	2	2	7	0.173	
2	416	4	4.210	6	0	36	265	89	13	2	3	7	0.210	
3	554	5	5.059	14	0	72	256	59	17	1	4	8	0.059	
4	172	3	3.015	15	0	68	265	70	2	0	2	5	0.015	
5	453	4	4.218	5	0	33	258	106	6	1	3	7	0.218	
6	389	4	4.166	8	0	59	235	96	12	2	3	7	0.166	
7	215	3	3.262	3	0	21	260	119	4	0	2	5	0.262	
8	470	4	4.144	11	0	33	290	72	8	1	3	7	0.144	
9	415	4	4.136	12	0	58	248	85	9	3	3	8	0.136	
Out	3494	35	36.383		1	427	2325	797	77	12				
10	403	4	4.099	13	0	48	274	78	5	0	3	6	0.099	
11	469	4	4.442	1	0	30	206	134	30	5	3	7	0.442	
12	195	3	3.274	2	0	25	256	114	9	1	2	7	0.274	
13	576	5	4.886	16	5	117	213	57	12	0	3	7	-0.114	
14	444	4	4.166	9	1	36	269	91	7	0	2	6	0.166	
15	501	5	4.728	18	11	151	185	51	6	0	3	7	-0.272	
16	162	3	3.163	10	0	38	271	88	5	2	2	6	0.163	
17	332	4	3.881	17	1	120	220	53	9	1	2	7	-0.119	
18	438	4	4.258	4	0	35	250	99	17	2	3	7	0.258	
In	3520	36	36.897		18	600	2144	765	100	11				
Total	7014	71	73.280		19	1027	4469	1562	177	23				

	<u>Round -1</u>	<u>Round -2</u>	<u>Round -3</u>	<u>Round -4</u>	<u>ALL ROUNDS</u>
Below 70	9	18	14	13	54
Below Par	16	30	26	18	90
Par & Below	24	48	35	25	132
Par	8	18	9	7	42
Over Par	108	79	36	46	269
80 & Over	9	6	1	4	20
The Field	+465	+243	+68	+122	+898

PHOENIX OPEN
Hole-by-Hole Scoring Summary

1998

<u>Hole</u>	<u>Par</u>	<u>Avg. Eagles</u>	<u>Birdies</u>	<u>Pars</u>	<u>Bogeys</u>	<u>Double Bogeys</u>	<u>Triple Bogeys+</u>	<u>Min</u>	<u>Max</u>	<u>Rank</u>	<u>Avg. over under-par</u>	
1	4	4.002	1	59	288	56	3	0	2	6	13	.002
2	4	4.012	0	55	296	52	4	0	3	6	12	.012
3	5	4.862	0	114	245	40	7	1	4	9	15	.138-
4	3	2.980	0	63	290	53	1	0	2	5	14	.020-
5	4	4.118	0	46	274	81	5	1	3	7	4	.118
6	4	4.059	0	65	267	62	12	1	3	7	6	.059
7	3	3.170	0	36	270	97	4	0	2	5	3	.170
8	4	4.042	0	60	277	63	7	0	3	6	8	.042
9	4	4.042	0	61	275	65	5	1	3	7	8	.042
OUT	35	35.287	1	559	2,482	569	48	4				
10	4	4.025	1	53	294	55	2	2	2	7	11	.025
11	4	4.184	0	44	258	91	14	0	3	6	2	.184
12	3	3.204	1	39	253	104	10	0	1	5	1	.204
13	5	4.69	8	138	235	24	2	0	3	7	17	.310-
14	4	4.032	0	62	273	69	3	0	3	6	10	.032
15	5	4.683	12	182	150	52	8	3	3	8	18	.317-
16	3	3.044	0	64	263	78	2	0	2	5	7	.044
17	4	3.801	4	126	226	49	2	0	2	6	16	.199-
18	4	4.111	0	53	275	62	15	2	3	7	5	.111
IN	36	35.774	26	761	2,227	584	58	7				
TOT	71	71.061	27	1,320	4,709	1,153	106	11				

	<u>Round -1</u>	<u>Round-2</u>	<u>Round-3</u>	<u>Round-4</u>	<u>*TOTAL*</u>
Rounds below 70	37	35	23	20	115
Rounds below par	54	56	32	31	173
Rounds par & below	74	74	40	43	231
Ronds @ even par	20	18	8	12	58
Rounds over par	58	56	33	29	176
Rounds 80 & over	1	1	0	0	2

PHOENIX OPEN
Hole-by-Hole Scoring Summary

1997

<u>Hole</u>	<u>Par</u>	<u>Avg.</u>	<u>Eagles</u>	<u>Birdies</u>	<u>Pars</u>	<u>Bogeys</u>	<u>Double</u>	<u>Triple</u>	<u>Min</u>	<u>Max</u>	<u>Rank</u>	<u>Avg. over</u>
							<u>Bogeys</u>	<u>Bogey+</u>				<u>under-par</u>
1	4	3.963	0	69	289	46	4	0	3	6	12	.037-
2	4	4.022	1	74	255	71	7	0	2	6	10	.022
3	5	4.779	2	118	258	28	2	0	3	7	16	.221-
4	3	2.907	0	69	308	31	0	0	2	4	14	.093-
5	4	4.093	0	58	262	80	8	0	3	6	5	.093
6	4	3.988	0	85	253	61	8	1	3	7	11	.012-
7	3	3.096	0	47	277	82	2	0	2	5	4	.096
8	4	4.196	0	38	261	102	6	1	3	8	1	.196
9	4	4.039	0	63	277	58	9	1	3	7	9	.039
OUT	35	35.083	3	621	2,440	559	46	3				
10	4	4.083	1	46	284	73	3	1	2	7	6	.083
11	4	4.159	0	54	254	85	11	4	3	7	2	.159
12	3	3.071	0	48	293	58	8	1	2	6	7	.071
13	5	4.534	11	189	189	17	2	0	3	7	18	.466-
14	4	4.130	1	49	265	85	5	3	2	7	3	.130
15	5	4.662	16	163	180	41	8	0	3	7	17	.338-
16	3	2.949	2	68	290	45	3	0	1	5	13	.051-
17	4	3.819	0	113	256	39	0	0	3	5	5	.181-
18	4	4.059	0	65	266	68	6	3	3	7	8	.059
IN	36	35.466	31	795	2,277	511	46	12				
TOT	71	70.549	34	1,416	4,717	1,070	92	15				

	<u>Round-1</u>	<u>Round-2</u>	<u>Round-3</u>	<u>Round-4</u>	<u>*TOTAL*</u>
Rounds below 70	44	59	40	14	157
Rounds below par	60	70	48	23	201
Rounds par & below	80	85	55	35	255
Rounds @ even par	20	15	7	12	54
Rounds over par	52	45	18	38	153
Rounds 80 & over	0	0	0	0	0

PHOENIX OPEN
Hole-By-Hole Scoring Summary

<u>Hole #</u>	<u>Par</u>	<u>Average</u>	1996			
			<u>Eagles</u>	<u>Birdies</u>	<u>Pars</u>	<u>Bogeys</u>
1	4	3.945	1	94	267	49
2	4	3.943	1	81	266	48
3	5	4.756	2	126	244	26
4	3	3.010	0	43	313	43
5	4	4.077	0	42	294	58
6	4	3.953	0	87	250	60
7	3	3.150	0	37	274	86
8	4	4.100	0	43	278	77
9	4	4.017	1	67	267	57
OUT	35	34.951	5	620	2,453	463
10	4	3.960	0	68	284	48
11	4	4.209	0	34	263	93
12	3	3.209	0	39	250	104
13	5	4.672	11	147	212	29
14	4	4.030	1	56	277	66
15	5	4.652	10	180	159	46
16	3	3.052	0	60	265	73
17	4	3.793	2	121	238	37
18	4	4.110	0	61	252	73
TOT	71	70.576	29	1,376	4,653	1,072

	<u>Round-1</u>	<u>Round-2</u>	<u>Round-3</u>	<u>Round-4</u>	<u>*TOTAL*</u>
Rounds below 70	46	34	35	35	150
Rounds below par	61	48	47	47	203
Rounds par & below	77	74	52	56	259
Rounds @ even par	16	26	5	9	56
Rounds over par	55	56	18	14	143
Rounds 80 & over	0	3	0	0	3

PHOENIX OPEN
Hole-By-Hole Scoring Summary

<u>Hole #</u>	<u>Pars</u>	<u>Average</u>	1995			
			<u>Eagles</u>	<u>Birdies</u>	<u>Pars</u>	<u>Bogeys</u>
1	4	3.978	0	66	280	53
2	4	3.963	0	67	282	52
3	5	4.820	2	117	240	35
4	3	2.915	0	70	297	32
5	4	4.150	0	46	260	87
6	4	3.985	1	79	255	57
7	3	3.120	0	39	281	76
8	4	4.142	0	33	287	74
9	4	3.955	0	79	265	54
OUT	35	35.027	3	596	2,447	520
10	4	3.978	3	64	276	56
11	4	4.259	0	26	261	102
12	3	3.145	0	28	293	74
13	5	4.723	4	138	228	27
14	4	4.190	0	33	267	94
15	5	4.556	13	195	155	34
16	3	2.978	0	76	264	55
17	4	3.746	3	128	240	28
18	4	4.072	0	57	266	71
IN	36	35.646	23	745	2,250	541
TOT	71	70.673	26	1,341	4,697	1,061

	<u>Round -1</u>	<u>Round-2</u>	<u>Round-3</u>	<u>Round-4</u>	<u>*TOTAL*</u>
Rounds below 70	30	63	34	31	158
Rounds below par	41	77	42	41	201
Rounds par & below	59	95	51	51	256
Rounds @ even par	18	18	9	10	55
Rounds over par	73	34	19	19	145
Rounds 80 & over	4	0	0	0	4

PHOENIX OPEN
Hole-By-Hole Scoring Summary

<u>Hole #</u>	<u>Par</u>	<u>Average</u>	1994			
			<u>Eagles</u>	<u>Birdies</u>	<u>Pars</u>	<u>Bogeys</u>
1	4	3.554	0	73	282	54
2	4	3.995	1	71	272	59
3	5	4.765	0	126	255	27
4	3	2.892	0	78	297	34
5	4	4.117	1	44	283	71
6	4	3.978	0	77	268	60
7	5	3.137	0	56	284	81
8	4	4.020	0	58	287	62
9	4	3.988	0	64	289	53
OUT	35	34.846	2	529	2,517	501
10	4	4.029	0	56	287	64
11	4	4.188	0	37	279	78
12	3	3.169	0	42	268	60
13	5	4.773	5	136	219	45
14	4	4.100	0	43	291	68
15	5	4.675	15	170	168	47
16	3	2.995	0	75	265	65
17	4	3.814	1	121	244	40
18	4	4.066	0	63	267	69
IN	36	35.809	21	743	2,288	564
TOT	71	70.688	33	1,372	4,805	1,005

	<u>Round-1</u>	<u>Round-2</u>	<u>Round-3</u>	<u>Round-4</u>	<u>*TOTAL*</u>
Rounds below 70	42	42	26	26	136
Rounds below par	61	67	39	40	207
Rounds par & below	86	84	48	50	268
Rounds @ even par	25	17	9	10	61
Rounds over par	46	47	25	23	141
Rounds 80 & over	1	1	0	0	2

PHOENIX OPEN
Hole-By-Hole Scoring Summary

1992						
<u>Hole #</u>	<u>Par</u>	<u>Average</u>	<u>Eagles</u>	<u>Birdies</u>	<u>Pars</u>	<u>Bogeys</u>
1	4	3.948	0	72	303	42
2	4	3.950	0	78	290	51
3	5	4.779	5	118	269	23
4	3	2.815	2	106	282	30
5	4	4.055	0	57	297	55
6	4	3.929	2	88	275	50
7	3	3.135	0	33	302	82
8	4	4.071	0	38	317	64
9	4	3.990	0	72	287	57
10	4	3.990	0	68	290	62
11	4	4.124	0	50	278	85
12	3	3.124	0	40	297	76
13	5	4.629	9	173	207	29
14	4	4.147	0	43	279	93
15	5	4.601	10	198	166	44
16	3	3.007	0	71	278	70
17	4	3.798	1	129	248	40
18	4	4.052	0	63	290	56

1993						
<u>Hole #</u>	<u>Par</u>	<u>Average</u>	<u>Eagles</u>	<u>Birdies</u>	<u>Pars</u>	<u>Bogeys</u>
1	4	3.930	0	78	289	45
2	4	4.065	0	61	272	74
3	5	4.684	8	140	228	27
4	3	2.988	0	58	309	41
5	4	4.159	0	53	259	88
6	4	4.138	0	64	241	99
7	3	3.138	0	34	294	82
8	4	4.133	0	53	260	94
9	4	4.116	0	52	267	90
OUT	35	35.350	8	601	2,419	640
10	4	4.104	0	44	288	78
11	4	4.105	0	37	303	67
12	3	3.222	0	31	279	86
13	5	4.572	9	189	188	26
14	4	4.316	1	24	256	113
15	5	4.703	10	151	207	44
16	3	3.053	0	60	276	74
17	4	3.814	3	125	235	48
18	4	4.056	0	68	269	55
IN	36	35.947	23	729	2,301	602
TOT	71	71.297	31	1,330	4,720	1,242

PHOENIX OPEN
Hole-By-Hole Scoring Summary

1991

Hole	Yards	Par	Average	Rank*	Eagles	Birdies	Pars	Bogeys	Double Bogeys	Other	Diff
1	410	4	3.967	10	0	84	301	57	6	0	-0.033
2	416	4	3.958	11	0	82	309	51	6	0	-0.042
3	554	5	4.719	16	2	151	268	25	2	0	-0.281
4	150	3	2.917	13	0	89	309	48	2	0	-0.083
5	453	4	4.089	4	0	47	324	68	8	1	0.089
6	389	4	4.009	8	0	81	287	75	5	0	0.009
7	215	3	3.129	2	0	50	292	104	2	0	0.129
8	470	4	4.049	5	0	56	315	76	1	0	0.049
9	415	4	3.915	14	0	95	303	43	7	0	-0.085
Out	3472	35	34.752		2	735	2708	547	39	1	
10	403	4	3.987	9	0	65	325	57	1	0	-0.013
11	469	4	4.121	3	0	51	309	72	15	1	0.121
12	195	3	3.143	1	0	44	307	86	11	0	0.143
13	576	5	4.554	18	14	203	202	27	2	0	-0.446
14	444	4	4.011	7	0	67	312	66	3	0	0.011
15	501	5	4.665	17	17	199	162	58	11	1	-0.335
16	162	3	2.955	12	1	77	320	45	3	2	-0.045
17	332	4	3.792	15	2	136	267	39	4	0	-0.208
18	438	4	4.047	6	0	86	274	74	11	3	0.047
In	3520	36	35.275		34	928	2478	524	61	7	
Total	6992	71	69.847		36	1663	5186	1071	100	8	

*Holes ranked from 1 (most difficult) to 18 (least difficult)

PHOENIX OPEN
Hole-By-Hole Scoring Summary

1990

Hole	Yards	Par	Average	Rank*	Eagles	Birdies	Pars	Bogeys	Double Bogeys	Other	Diff
1	410	4	3.938	14	0	97	290	58	4	1	-0.062
2	416	4	4.153	4	0	58	279	100	12	1	0.153
3	554	5	4.871	15	3	112	283	45	6	1	-0.129
4	150	3	3.069	11	2	84	260	92	9	3	0.069
5	453	4	4.111	6	0	47	318	74	10	1	0.111
6	389	4	4.073	10	1	78	269	91	11	0	0.073
7	215	3	3.247	1	0	38	275	125	12	0	0.247
8	470	4	4.107	7	0	49	307	91	3	0	0.107
9	415	4	4.062	12	0	61	304	81	4	0	0.062
Out	3472	35	35.631		6	624	2585	757	71	7	
10	403	4	4.100	8	0	60	295	87	6	2	0.100
11	469	4	4.180	3	0	51	284	98	17	0	0.180
12	195	3	3.198	2	0	49	283	99	18	1	0.198
13	576	5	4.667	18	9	166	247	24	3	1	-0.333
14	444	4	4.087	9	0	55	306	84	5	0	0.087
15	501	5	4.838	17	9	163	190	71	13	4	-0.162
16	162	3	3.060	13	2	74	282	82	7	3	0.060
17	332	4	3.869	16	2	115	276	54	3	0	-0.131
18	438	4	4.129	5	0	62	291	78	15	4	0.129
In	3520	36	36.128		22	795	2454	677	87	15	
Total	6992	71	71.759		28	1419	5039	1434	158	22	

*Holes ranked from 1 (most difficult) to 18 (least difficult)

PHOENIX OPEN
Hole-By-Hole Scoring Summary

1989

Hole	Yards	Par	Average	Rank*	Eagles	Birdies	Pars	Bogeys	Double Bogeys	Other	Diff
1	410	4	3.943	14	2	76	323	50	2	0	-0.057
2	416	4	4.051	8	1	68	294	87	3	0	0.051
3	554	5	4.755	17	5	132	287	28	0	1	-0.245
4	175	3	2.914	15	0	96	302	53	2	0	-0.086
5	453	4	4.071	7	1	59	306	81	6	0	0.071
6	409	4	3.998	13	1	99	264	78	11	0	-0.002
7	215	3	3.093	5	1	49	317	80	5	1	0.093
8	470	4	4.168	1	0	44	295	108	6	0	0.168
9	448	4	4.049	9	0	67	303	78	4	1	0.049
Out	3550	35	35.042		11	690	2691	643	39	3	
10	403	4	4.020	11	0	56	335	60	1	1	0.020
11	469	4	4.119	4	0	43	321	82	6	1	0.119
12	195	3	3.128	3	0	58	291	93	10	1	0.128
13	595	5	4.620	18	11	190	216	32	4	0	-0.380
14	444	4	4.084	6	1	59	301	86	5	1	0.084
15	501	5	4.768	16	5	176	203	58	10	1	-0.232
16	162	3	3.040	10	0	84	282	73	13	1	0.040
17	332	4	4.013	12	1	84	297	54	13	4	0.013
18	438	4	4.137	2	0	55	302	80	12	4	0.137
In	3539	36	35.929		18	805	2548	618	74	14	
Total	7089	71	70.971		29	1495	5239	1261	113	17	

*Holes ranked from 1 (most difficult) to 18 (least difficult)

PHOENIX OPEN
Hole-By-Hole Scoring Summary

1988

Hole	Yards	Par	Average	Rank*	Eagles	Birdies	Pars	Bogeys	Double Bogeys	Other	Diff
1	410	4	3.906	14	1	81	301	41	1	0	-0.094
2	416	4	4.082	7	0	56	287	73	9	0	0.082
3	554	5	4.873	16	5	106	264	41	7	2	-0.127
4	175	3	3.087	6	0	66	265	86	7	1	0.087
5	453	4	4.061	9	0	64	284	66	9	2	0.061
6	409	4	4.035	11	0	63	289	68	5	0	0.035
7	215	3	3.162	3	0	35	292	92	6	0	0.162
8	470	4	4.127	4	1	40	293	86	5	0	0.127
9	448	4	3.988	13	0	76	283	61	5	0	-0.012
Out	3550	35	35.321		7	587	2558	614	54	5	
10	403	4	4.016	12	0	66	287	71	1	0	0.016
11	469	4	4.172	2	0	45	272	99	8	1	0.172
12	195	3	3.224	1	0	40	260	115	10	0	0.224
13	595	5	4.769	17	4	139	240	36	5	1	-0.231
14	444	4	4.061	9	0	56	292	72	5	0	0.061
15	501	5	4.628	18	28	171	161	62	2	1	-0.372
16	162	3	3.073	8	1	58	285	71	10	0	0.073
17	332	4	3.904	15	0	108	256	55	6	0	-0.096
18	438	4	4.106	5	0	66	263	82	13	1	0.106
In	3539	36	35.953		33	749	2316	663	60	4	
Total	7089	71	71.274		40	1336	4874	1277	114	9	

*Holes ranked from 1 (most difficult) to 18 (least difficult)

PHOENIX OPEN
Hole-By-Hole Scoring Summary

1987

Hole	Yards	Par	Average	Rank*	Eagles	Birdies	Pars	Bogeys	Double Bogeys	Other	Diff
1	410	4	4.007	11	1	78	282	64	6	2	0.007
2	416	4	4.028	8	0	78	272	77	5	1	0.028
3	554	5	4.776	16	2	133	261	35	1	1	-0.224
4	174	3	3.018	10	0	86	261	80	4	2	0.018
5	453	4	4.113	5	0	45	302	79	6	1	0.113
6	412	4	4.002	12	0	95	257	66	15	0	0.002
7	215	3	3.141	2	0	46	289	89	9	0	0.141
8	470	4	4.058	7	0	69	275	84	5	0	0.058
9	450	4	4.028	8	0	72	287	68	4	2	0.028
Out	3554	35	35.171		3	702	2486	642	55	9	
10	403	4	3.963	14	0	77	300	51	5	0	-0.037
11	469	4	4.079	6	1	51	308	59	14	0	0.079
12	195	3	3.210	1	1	31	292	96	11	2	0.210
13	585	5	4.640	18	12	169	220	28	3	1	-0.360
14	444	4	4.134	4	0	48	288	89	7	1	0.134
15	501	5	4.702	17	20	184	147	70	11	1	-0.298
16	162	3	2.970	13	0	76	301	50	5	1	-0.030
17	332	4	3.958	15	1	87	279	62	3	1	-0.042
18	438	4	4.141	2	0	51	284	90	4	4	0.141
In	3529	36	35.797		35	774	2419	595	63	11	
Total	7083	71	70.968		38	1476	4905	1237	118	20	

*Holes ranked from 1 (most difficult) to 18 (least difficult)



2015 WASTE MANAGEMENT PHOENIX OPEN MEDIA GUIDE

**SECTION 19:
TOURNAMENT & SCOTTSDALE FACTS & FIGURES**



2015 Waste Management Phoenix Open By The Numbers

- 0 – Amount of tournament trash that goes to a landfill – 100% of material is either recycled or composted.
- 5 – The Waste Management Phoenix Open is the 5th oldest tournament on the PGA TOUR
- 29 – Number of Phoenix Open tournaments played at TPC Scottsdale (including 2015)
- 60 – Number of solar-powered compactors across the course that collect recycling and compost materials
- 80 – Total number of Phoenix Open/FBR Open/Waste Management Phoenix Open tournaments
- 100 – Percentage of waste diverted from the landfill and into recycling and compost facilities
- 132 – Number of golfers in the playing field for the 2015 WM Phoenix Open
- 193 – Tractor trailer loads of construction material to build the venues at the 2015 tournament – equaling more than 8 million pounds of material
- 228 – Number of skyboxes on the 16th hole
- 291 – Total number of skyboxes at the 2015 Waste Management Phoenix Open
- 315 – Tons of recycled and composted material collected at the 2014 WM Phoenix Open and diverted away from landfills.
- 700+ – Number of media covering the 2015 Waste Management Phoenix Open
- 1,350+ - Number of portable restrooms around the golf course
- 1972 – First year of the Birds Nest – on the patio of Phoenix Country Club
- 2,500 – Tables in tents and skyboxes at the tournament
- 3,400 – Number of general admission seats on the 16th hole
- 4,645 – Gallons of water that was reused from 2014 WMPO concessionaire's kitchens and recycled for use in portable restrooms
- 6,000 – Recycling and compost bins – no trash cans on the course.
- 10,000 – Pounds of unused food from 2014 WM Phoenix Open donated to Waste Not.
- 15,000+ – Number of fans that can surround the 16th hole
- 48,216 – Square feet – Size of the Coors Light Birds Nest – one of the world's largest clear-span tents

140,000 – Number of used golf balls used in the WM water feature on 18th hole

189,722 – Number of fans who attended the 3rd round of the 2014 WM Phoenix Open – a tournament and PGA TOUR record. At 189,722 the TPC Scottsdale was Arizona's 8th most populated "city" and close to 28,000 people larger than the City of Tempe (161,719).

200,000 – Square feet of tents at the 2015 WM Phoenix Open

563,008 – Total number of fans who attended the 2014 WM Phoenix Open over the tournament's 7 days.

700,000 – Square feet of flooring in tents, skyboxes and seating areas.

750,000 – Number of golf tees made of recycled plastic used to create Waste Management water feature on the 15th hole

\$1,134,000 – Amount of money the winner of the 2015 WM Phoenix Open will take home

\$7,061,282 – Dollar amount raised for charity from the 2014 WM Phoenix Open

27,900,000 – Number of people in the US who watched the 2014 WM Phoenix Open on television

\$93,358,203 – Dollars raised by the tournament host Thunderbirds for charity during the tournament's 79 year history

Scottsdale Facts & Figures

Number of visitors annually: 8.6 million visitors in 2010

Annual hotel bed tax revenue: \$13.1 million in 2011

Annual tax revenue generated by visitors: \$35.4 billion in 2010

Annual economic impact of visitors: \$2.9 billion in 2012

Visitor median age: 55 years

Average daily expenditures (per hotel guest): \$355

Average length of stay: 6.3 nights

Percentage of overnight stays in a hotel/resort: 59%

Visitor median household income: \$106,900

Visitor desirable attributes (as ranked by visitors): dining, shopping, day trips, Western culture & attractions, Native American arts & culture, museums, art galleries, outdoor desert activities, nightlife, overnight trips, golf

Population: 217,385 in 2010

Size: 184.2 square miles, stretching 31 miles north to south

Elevation: 1,260 (average) feet above sea level

Temperature: The average minimum and maximum temperatures range from 55.7 degrees Fahrenheit to 85.8 degrees Fahrenheit, respectively; 70 degrees Fahrenheit is year-round average median; more than 330 days of sunshine per year

Rainfall: 9.3 inches per year average

Resorts and hotels: More than 70 hotels and resorts with a combined total of more than 13,700 rooms and on-property meeting space ranging from 600 to 80,000 square feet

Golf courses: 51 in Scottsdale, 207 total in the surrounding area

Golf holes: 1,233 holes (includes 51 courses)

Rounds of golf: Scottsdale and the surrounding area host an estimated 8.3 million rounds of golf a year.

Spas: More than 50 day and resort spas

Spa treatment rooms: 319

Resort swimming pools and Jacuzzis: 222

Resort tennis courts: 97

Art & Culture: More than 125 art galleries, studios & museums; more than 50 public artworks

Restaurants: More than 600

Paved paths: 287 miles

Riding & hiking trails: 271 miles of shared use paths - unpaved

Airport access: Convenient access to Sky Harbor International Airport with 1,200+ daily flights. It serves more than 100 domestic and international cities with daily flights, most of them nonstop. Scottsdale Municipal Airport is located nine miles north of downtown Scottsdale. Approximately 133,000 takeoffs and landings occurred in 2010, making Scottsdale one of the busiest single-runway airports in the country, and the busiest corporate jet facility in the state.

Density: 1,256 people/square mile; 2.36 persons per household

Population rank: sixth in Arizona

Resident median age: 40.7 years

Resident median household income: \$83,969

Education: Graduate degree – 16.6%, College graduates, 46.6 % - Some College, 76.2 % - High School graduates, 93.8 %

Unemployment rate: 5.9 % in June 2010

Businesses: Approximately 15,000 businesses operate in Scottsdale, providing more than 182,000 jobs; 13% of all jobs in Scottsdale are directly related to the tourism industry

Largest Private Employers: Scottsdale Healthcare, Mayo Clinic - Scottsdale, General Dynamics C4 Systems, CVS/CareMark, Go Daddy Group, The Vanguard Group, Scottsdale Insurance and the Fairmont Scottsdale Princess