



# MEDIA GUIDE

---

THE WORLD'S BEST GOLFERS. ALSO, CADILLAC NIGHTS FASHION EXPERIENCE HOSTED BY IVANKA TRUMP AND FEATURING DOLCE&GABBANA PLUS CADILLAC MIAMI NIGHTS LIVE WITH SANTANA AND GUESTS LOS AMIGOS INVISIBLES & GENTE DE ZONA.



TICKETS AVAILABLE AT  
**CADILLACCHAMPIONSHIP.COM**  
MARCH 4-8 | TRUMP NATIONAL DORAL

# Table of Contents

Schedule of Events.....	2	Results of 2010 Accenture Match Play Championship .....	110
Media Facts .....	3-5	Results of 2009 Accenture Match Play Championship .....	111
Tournament Officials.....	6	Results of 2008 Accenture Match Play Championship .....	112
Cadillac Hole-in-one vehicles .....	7	Results of 2007 Accenture Match Play Championship .....	113
Results of 2014 Cadillac Championship.....	8	Results of 2006 Accenture Match Play Championship .....	114
Results of 2013 Cadillac Championship.....	9	Results of 2005 Accenture Match Play Championship .....	115
Results of 2012 Cadillac Championship.....	10	Results of 2004 Accenture Match Play Championship .....	116
Results of 2011 Cadillac Championship.....	11	Results of 2003 Accenture Match Play Championship .....	117
Results of 2010 CA Championship.....	12	Results of 2002 Accenture Match Play Championship .....	118
Results of 2009 CA Championship.....	13	Results of 2001 Accenture Match Play Championship .....	119
Results of 2008 CA Championship.....	14	Results of 2000 Accenture Match Play Championship .....	120
Results of 2007 CA Championship.....	15	Results of 1999 Accenture Match Play Championship .....	121
Results of 2006 American Express Championship .....	16	Bridgestone Invitational Facts .....	122-123
Results of 2005 American Express Championship .....	17	Results of 2014 Bridgestone Invitational.....	124
Results of 2004 American Express Championship.....	18	Results of 2013 Bridgestone Invitational.....	125
Results of 2003 American Express Championship.....	19	Results of 2012 Bridgestone Invitational.....	126
Results of 2002 American Express Championship.....	20	Results of 2011 Bridgestone Invitational.....	127
Results of 2001 American Express Championship.....	21	Results of 2010 Bridgestone Invitational.....	128
Results of 2000 American Express Championship.....	22	Results of 2009 Bridgestone Invitational.....	129
Results of 1999 American Express Championship.....	23	Results of 2008 Bridgestone Invitational.....	130
Cadillac Championship Records .....	24	Results of 2007 Bridgestone Invitational.....	131
Scoring Averages at a Glance .....	25	Results of 2006 Bridgestone Invitational.....	132
8-Year Hole Ranking .....	25	Results of 2005 NEC Invitational.....	133
Blue Monster at Trump National Doral Records .....	26	Results of 2004 NEC Invitational.....	134
History at a Glance.....	27	Results of 2003 NEC Invitational.....	135
2014 Hole-by-Hole Summary.....	28	Results of 2002 NEC Invitational.....	136
Scoring Recap.....	28	Results of 2001 NEC Invitational.....	137
Cadillac Championship Top-10 Finishes .....	29-30	Results of 2000 NEC Invitational.....	138
Cadillac Championship Player Records.....	31-45	Results of 1999 NEC Invitational.....	139
Cadillac Championship Money Leaders.....	46	HSBC Champions Facts.....	140
Cadillac Championship Career Stroke Averages .....	46	Results of 2014 HSBC Champions .....	141
PLAYER RECORDS.....	47-102	Results of 2013-14 HSBC Champions .....	142
WORLD GOLF CHAMPIONSHIPS.....	103-146	Results of 2012 HSBC Champions .....	143
Cadillac Championship Facts.....	104-105	Results of 2011 HSBC Champions .....	144
Results of 2014 Accenture Match Play Championship .....	106	Results of 2010 HSBC Champions .....	145
Results of 2013 Accenture Match Play Championship.....	107	Results of 2009 HSBC Champions .....	146
Results of 2012 Accenture Match Play Championship.....	108	Past PGA TOUR Results at Trump Doral .....	1457-192
Results of 2011 Accenture Match Play Championship.....	109		

## Style Reminder:

### World Golf Championships–Cadillac Championship

There are four World Golf Championships events. World Golf Championships, of and unto itself, is always plural. The World Golf Championships-Cadillac Championship is No. 2 in the sequence of World Golf Championships events during the 2014-2015 PGA TOUR season. At second and all subsequent references, the tournament may be called the Cadillac Championship. The Cadillac Championship is preceded by the HSBC Champions, held in November of 2014 and followed by the Cadillac Match Play and the Bridgestone Invitational.

# Schedule of Events

All times ET and subject to change.

## MONDAY, MARCH 2, 2015

Course Closed – Practice Round for Professionals  
9 a.m. – 4:30 p.m. Executive Women's Day

## TUESDAY, MARCH 3, 2015

Course Closed – Practice Round for Professionals  
10:30 am – 1 p.m. First Tee Kids Clinic  
10:30 am – 1 p.m. Adidas "BOOST" – Red Course Fairway #1  
7:30 p.m. – 12 a.m. Cadillac Opening Drive Kick-Off Party – Palm Pool

## WEDNESDAY, MARCH 4, 2015

Practice Round for Professionals  
7:30 a.m. – 6 p.m. Gates Open  
2 p.m. – 5 p.m. Web.com Forum

## THURSDAY, MARCH 5, 2015

First Round of Cadillac Championship Competition  
9 a.m. – 6 p.m. Gates Open  
10 a.m. Military Appreciation Day & Opening Ceremony – 1st Tee Blue Monster  
11:15 a.m. First Approximate Tee Time  
2 p.m. – 6 p.m. Golf Channel Broadcast  
4 p.m. – 6 p.m. Model Search  
7:30 p.m. – 10 p.m. Fashion Experience, Hosted by Ivanka Trump, Designer Dolce & Gabbana – Palm Pool

## FRIDAY, MARCH 6, 2015

Second Round of Cadillac Championship Competition  
9 a.m. – 6 p.m. Gates Open  
11:15 a.m. First Approximate Tee Time  
2 p.m. – 6 p.m. Golf Channel Broadcast  
6 p.m. – 8 p.m. Adidas BOOST Launch

## SATURDAY, MARCH 7, 2015

Third Round of Cadillac Championship Competition  
7:30 a.m. – 6 p.m. Gates Open  
8:30 a.m. First Approximate Tee Time  
2 p.m. – 6 p.m. NBC Broadcast  
6:30 p.m. Carlos Santana headlining with special guests, La Gente Zona, Los Amigos Invisibles  
18th hole, White Golf Course

## SUNDAY, MARCH 8, 2015

Final Round of Cadillac Championship Competition  
7:30 a.m. – 7 p.m. Gates Open  
9:30 a.m. First Approximate Tee Time  
3 p.m. – 7 p.m. NBC Broadcast

# Media Facts

<b>EVENT:</b>	<p>World Golf Championships-Cadillac Championship (Cadillac Championship on second reference)</p> <p>The Cadillac Championship is one of four World Golf Championships sanctioned and organized by the operational committee of the International Federation of PGA Tours, which includes the Asian Tour, European Tour, Japan Golf Tour, PGA TOUR, PGA Tour of Australasia and Sunshine Tour. In addition to the World Golf Championships-Cadillac Championship, the other World Golf Championships include the Cadillac Match Play (California, USA), the Bridgestone Invitational (Ohio, USA) and the HSBC Champions (China).</p>
<b>ANCILLARY EVENTS:</b>	<p><b>CADILLAC MIAMI NIGHTS FASHION</b></p> <p>Thursday, March 5 – 8:00-10:00 pm – Cadillac Nights Fashion Experience – Building on the last two years, the Cadillac Championship will once again host an after-play fashion experience at Trump National Doral. This year’s Cadillac Nights Fashion Experience will be held after the completion of the first round on Thursday, March 5. The show, hosted by Ivanka Trump, will feature the latest designs by Dolce &amp; Gabbana. Fans will need to purchase an additional ticket in order to gain entry to the show. Tickets are available at <a href="http://cadillacchampionship.com">cadillacchampionship.com</a>.</p> <p>DJ Irie will be on-hand to play music before and after the show similar to the last two years and feature cutting-edge hip-hop sets he spins from his DJ booth on the fashion show stage. Known for his unwavering enthusiasm, Irie has spent five seasons as the official DJ of the Miami Heat, adding a unique blend of flavor, volume and energy to the game.</p> <p>Prior to the fashion show, there will be a Trump Model Search where 75 girls from across the United States are competing for a one-year contract with Trump Models. The panel of judges includes Corinne Nichols, president Trump Models, Duane Gazi, Director of Scouting Trump Models, and others to be named later). The competition takes place at the Royal Palm Pool at 5 P.M.</p> <p><b>CADILLAC MIAMI NIGHTS LIVE</b></p> <p>On Saturday, March 8, Santana headlines the Cadillac Miami Nights Live concert festival along with special guests Los Amigos Invisibles, Gente de Zona. The concert series will take place on the White Course, following the completion of the tournament’s third round at approximately 6 P.M.</p>
<b>DATE:</b>	March 4-8, 2015
<b>SITE:</b>	The Blue Monster Course, Trump National Doral, Doral, Fla. - The TRUMP HOTEL COLLECTION™ purchased Miami’s iconic Doral Golf Resort & Spa in June 2012 and is facilitating a \$250 million renovation to restore Doral to its former grandeur. Trump National Doral has five championship golf courses, including the legendary tournament course, the Blue Monster, and has been host to the PGA TOUR for over 50 years. Visit <a href="http://www.trumphotelcollection.com/miami/">http://www.trumphotelcollection.com/miami/</a> for more information.
<b>PAR/YARDAGE:</b>	Par: 36-36—72/7,481 yards
<b>ARCHITECT/OPENED:</b>	Dick Wilson and Robert Von Hagge, 1962 Redesign: Jim McLean, 2000 Renovation: Gil Hanse, 2013-2014
<b>FORMAT:</b>	Four-day, 72-hole stroke-play competition; no cut
<b>2014 CHAMPION:</b>	Patrick Reed, 284, 4-under (3rd PGA TOUR victory)
<b>PURSE:</b>	\$9.25 million (US); \$1,572,500 million to the winner Prize money will be considered official on each player’s home Tour.

## Media Facts (cont.)

- ELIGIBILITY:** Estimated field size - 75 players
- The top 50 players, including any players tied for 50th place, from the Official World Golf Ranking as of February 23, 2015.
  - The top 50 players, including any players tied for 50th place, from the Official World Golf Ranking as of March 2, 2015.
  - The top 30 players from the final 2014 FedExCup Points List.
  - The top 10 players from the FedExCup Points List as of March 2, 2015.
  - The top 20 players from the final 2014 European Tour Order of Merit.
  - The top 10 players from the European Tour Order of Merit as of February 23, 2015.
  - The top 2 players from the final 2014 Japan Golf Tour Order of Merit.
  - The top 2 players from the final 2014 Australasian Tour Order of Merit.
  - The top 2 players from the final 2014 Sunshine Tour Order of Merit.
  - The top 2 players from the final 2014 Asian Tour Order of Merit. and special guests

**TV LISTINGS:** The Cadillac Championship is broadcast to more than 1 billion households in 225 countries and territories in 32 languages.

Domestic TV schedule:

Thursday, March 5	2:00-6:00 p.m. ET	The Golf Channel
Friday, March 6	2:00-6:00 p.m. ET	The Golf Channel
Saturday, March 7	2:00-6:00 p.m. ET	NBC
Sunday, March 8	3:00-7:00 p.m. ET	NBC

**TROPHY:** Gene Sarazen Cup

**WEB SITES:** [www.CadillacChampionship.com](http://www.CadillacChampionship.com) | [www.worldgolfchampionships.com](http://www.worldgolfchampionships.com)

**TICKETS:** Tickets may be purchased by visiting [www.CadillacChampionship.com](http://www.CadillacChampionship.com) or calling 1-844-868-7465.

**CHARITABLE PROCEEDS:** The Cadillac Championship has generated more than \$11 million for charity since its inception. The World Golf Championships as a whole have generated more than \$50 million for charitable causes since the series began in 1999.

Additionally, the Cadillac Championship supports the United States Armed Forces as part of the PGA TOUR's Birdies for the Brave Military Outreach initiative. The Cadillac Championship offers active & retired military, along with their dependents, complimentary admission to the tournament. While at the tournament they are invited to eat and relax in the Patriots' Outpost Military Hospitality Chalet and view the Opening Ceremony on the first tee at on Thursday, March 5.

**ABOUT CADILLAC** Cadillac has been a leading luxury auto brand since 1902. In recent years, Cadillac has engineered a historic renaissance led by artful engineering and advanced technology. More information on Cadillac can be found at [www.cadillac.com](http://www.cadillac.com).

**UMBRELLA SPONSORS:** Cadillac (Cadillac Match Play and Cadillac Championship), Bridgestone, HSBC

**SOCIAL MEDIA:**  
Facebook: [/cadillacchampionship](https://www.facebook.com/cadillacchampionship)  
Twitter: [@cadillacchamp](https://twitter.com/cadillacchamp)  
Instagram: [@cadillacchamp](https://www.instagram.com/cadillacchamp)

## Media Facts (cont.)

**CHAMPIONSHIP OFFICE:** World Golf Championships-Cadillac Championship  
4400 NW 87th Avenue, Lodge 8 | Doral, FL 33178 | PH: 305-513-4653 FAX: 305-513-4652  
TOURNAMENT CHAIRMAN: Butch Buchholz  
EXECUTIVE DIRECTOR: Andres Gaviria'  
TOURNAMENT SERVICES SENIOR MANAGER: Emma Piper  
TOURNAMENT OPERATIONS MANAGER: Patrick Lindsey  
SALES ASSOCIATE: Alex Elorriaga  
TOURNAMENT SERVICES COORDINATOR: Charma Harris

**MEDIA CONTACTS:** Chris Reimer, Director of Communications, PGA TOUR  
904-273-3286, [chrisreimer@pgatourhq.com](mailto:chrisreimer@pgatourhq.com)  
Candace Reinheimer, Manager of Communications, PGA TOUR  
904-280-4742, [candacereinheimer@pgatourhq.com](mailto:candacereinheimer@pgatourhq.com)  
Jessica Milton, Harrison & Shriftman PR,  
305-534-0008 Ext. 17, [JMilton@hs-pr.com](mailto:JMilton@hs-pr.com)  
Annelisa Sichel, Harrison & Shriftman PR  
305-534-0008, [ASichel@hs-pr.com](mailto:ASichel@hs-pr.com)

# Tournament Officials

## Championship Staff

Butch Buchholz	Tournament Chairman
Andres Gavaria	General Manager
Patrick Lindsey	Tournament Manager
Emma Piper	Tournament Services Senior Manager
Charma Harris	Tournament Services Coordinator
Alex Elorriaga	Sales Associate
David Sperino	Operations Coordinator

## Communications Staff

Laura Neal	Vice President of Communications, PGA TOUR
Paul Symes	Press Officer, European Tour
Chris Reimer	Director of Communications, PGA TOUR
Denise Taylor	Media Relations Manager, PGA TOUR
John Bush	Media Official, PGA TOUR
Candace Reinheimer	Communications Manager, PGA TOUR
Alex Urban	Communications Manager, PGA TOUR

## Federation Event Management Staff

David Pillsbury	Executive Vice President, Championship Management and President, Golf Course Properties
Peter Kent	Vice President, Championship Management,
Sue Cramer	Manager, Remote Tournament Merchandising and Tournament Retail
Chad Kane	Manager, Tournament Operations, Championship Management
Greg Menzel	Manager, Championship Management-Ticketing Operations
Jane Fuson	Manager Tourtickets Access Control, Championship Management
Laura Livingston	Tour Tickets Access Control, Championship Management
Brian Gayso	Tour Tickets Access Control, Championship Management
Stacey Timmreck	Tournament Services Manager
Meghan Costello	Tournament Services Manager
Jenny Cannon	Tournament Services Manager

The World Golf Championships-Cadillac Championship would like to thank Professor Maria Elles Scott, Ed.D., and her students from the School of Communication at the University of Miami for volunteering in the media center and with the tournament's social media initiatives.

# Cadillac

## Hole-in-One Prizes

During the 2015 Cadillac Championship, players will have the opportunity to win a Cadillac performance vehicle with a hole-in-one on the 9th and 15th holes.

A popular fan location, the 9th hole offers players a chance to win a 2015 Cadillac Escalade. The fourth-generation Escalade is an entirely new design yet instantly recognizable. Much of the story of Cadillac's redesigned flagship SUV is the interior, where new levels of luxury combine with the latest technology. The new interior features cut-and-sewn and wrapped materials, with wood trim options chosen for elegance and authenticity. Seats were engineered to be more comfortable and sculpted in appearance. The new interior is dramatically quieter, too, thanks to a stronger new body structure, new and enhanced acoustic material, and Bose Active Noise Cancellation technology.

With the challenging peninsula green and a chance to win an all-new 2016 Cadillac ATS-V with a hole-in-one, the 15th hole will be more exciting than ever. The first-ever Cadillac ATS-V arrives track-capable from the factory later this spring. Powered by the exclusive 455-hp Cadillac Twin Turbo engine and the world's fastest reacting suspension system, the upcoming ATS-V is the newest entry into the elite class of the world's finest luxury performance machines. And it promises to make the flagstick at the 15th even more tempting.





# 2014 Cadillac Championship

**Blue Monster at Trump National Doral, Miami, FL**    **Purse: \$9,000,000**    **Par/Yards: 36-36—72/7,481**    **March 3-9, 2014**

LEADERS		First Round	Second Round	Third Round
	<b>Patrick Reed</b> .....	<b>68 (-4)</b>	Dustin Johnson.....	<b>Patrick Reed</b> .....
	Jason Dufner .....	69 (-3)	Matt Kuchar.....	Jason Dufner .....
	Harris English.....	69 (-3)	Hunter Mahan.....	Hunter Mahan .....
	Dustin Johnson.....	69 (-3)	<b>Patrick Reed</b> .....	Jamie Donaldson.....
	Matt Kuchar.....	69 (-3)	Jamie Donaldson.....	Tiger Woods.....
	Hunter Mahan.....	69 (-3)	Graeme McDowell.....	
	Francesco Molinari.....	69 (-3)	Rory McIlroy.....	
			Francesco Molinari.....	

**CUT:** No cut. 67 of 68 players completed 72 holes.

**WEATHER:** Thursday: ostly cloudy. Temperatures in the low-to-mid 80s. Wind S at 15-20, gusting to 30 mph. Play suspended due to strong thunderstorms at 2:22 p.m. The peak wind gust was 40 mph and the course received .25 inches of rain. Play resumed at 4:46 p.m., and officials suspended play at 5:57 p.m. due to darkness. The six players in the two lead groups (off No. 1 and 10 tees) were the only ones to complete their rounds. Friday: The first round resumed at 8:45 a.m., with the second round resuming as scheduled. Partly cloudy and windy. Wind W at 15-20 mph, gusting to 36 mph. High of 77. Saturday: Sunny. High of 79. Wind NW shifting E at 5-10 mph. Sunday: Partly cloudy. High of 77. Wind E at 5-10 mph.



**Winner: Patrick Reed    68-75-69-72    284    \$1,500,000.00**

Patrick Reed .....	1	68-75-69-72	284	\$1,530,000.00	Hyung-Sung Kim .....	T34	72-74-74-74	294	\$68,500.00
Jamie Donaldson .....	T2	74-70-71-70	285	753,000.00	Hideki Matsuyama .....	T34	72-77-71-74	294	68,500.00
Bubba Watson .....	T2	73-72-72-68	285	753,000.00	Justin Rose .....	T34	74-77-70-73	294	68,500.00
Dustin Johnson .....	T4	69-74-73-72	288	395,000.00	Jordan Spieth .....	T34	73-79-73-69	294	68,500.00
Richard Sterne .....	T4	74-73-70-71	288	395,000.00	Lee Westwood .....	T34	75-79-70-70	294	68,500.00
Thongchai Jaidee .....	T6	73-74-74-68	289	248,333.34	Darren Fichardt .....	T40	73-78-72-72	295	63,500.00
Stephen Gallacher .....	T6	75-75-70-69	289	248,333.33	Branden Grace .....	T40	75-74-69-77	295	63,500.00
Bill Haas .....	T6	73-76-69-71	289	248,333.33	Chris Kirk .....	T40	75-71-76-73	295	63,500.00
Jason Dufner .....	T9	69-77-68-76	290	151,250.00	Louis Oosthuizen .....	T40	72-78-71-74	295	63,500.00
Hunter Mahan .....	T9	69-74-71-76	290	151,250.00	Thomas Bjorn .....	T44	75-75-73-73	296	60,500.00
Graeme McDowell .....	T9	73-71-73-73	290	151,250.00	Rickie Fowler .....	T44	76-75-74-71	296	60,500.00
Charl Schwartzel .....	T9	70-76-76-68	290	151,250.00	Brandt Snedeker .....	46	73-73-75-76	297	59,000.00
Miguel A. Jimenez .....	T13	70-77-69-75	291	110,000.00	Russell Henley .....	T47	72-78-75-73	298	57,000.00
Matt Kuchar .....	T13	69-74-74-74	291	110,000.00	Webb Simpson .....	T47	80-78-70-70	298	57,000.00
Joost Luiten .....	T13	76-72-71-72	291	110,000.00	Kevin Stadler .....	T47	77-76-72-73	298	57,000.00
Jonas Blixt .....	T16	79-72-75-66	292	90,666.67	Keegan Bradley .....	T50	74-76-75-74	299	54,500.00
George Coetzee .....	T16	74-74-73-71	292	90,666.67	Billy Horschel .....	T50	77-78-71-73	299	54,500.00
Sergio Garcia .....	T16	74-76-73-69	292	90,666.67	Ernie Els .....	T52	75-78-73-74	300	52,500.00
Scott Hend .....	T16	72-76-73-71	292	90,666.67	Ian Poulter .....	T52	71-78-73-78	300	52,500.00
Henrik Stenson .....	T16	73-76-74-69	292	90,666.67	Brendon de Jonge .....	T54	76-79-74-72	301	51,000.00
Gary Woodland .....	T16	72-78-71-71	292	90,666.67	Gonzalo Fdez-Castano .....	T54	77-77-77-70	301	51,000.00
Harris English .....	T16	69-77-74-72	292	90,666.66	Boo Weekley .....	T54	75-75-78-73	301	151,000.00
Zach Johnson .....	T16	70-75-71-76	292	90,666.66	Steve Stricker .....	57	77-78-71-76	302	50,000.00
Phil Mickelson .....	T16	74-75-69-74	292	90,666.66	Roberto Castro .....	T58	74-78-78-73	303	49,250.00
Luke Donald .....	T25	70-82-72-69	293	76,000.00	Martin Kaymer .....	T58	75-80-73-75	303	49,250.00
Rory McIlroy .....	T25	70-74-75-74	293	76,000.00	Jin Jeong .....	T60	75-75-78-77	305	48,250.00
Francesco Molinari .....	T25	69-75-76-73	293	76,000.00	Matteo Manassero .....	T60	76-76-74-79	305	48,250.00
Ryan Moore .....	T25	70-79-69-75	293	76,000.00	Victor Dubuisson .....	T62	72-81-75-78	306	47,000.00
Adam Scott .....	T25	75-73-72-73	293	76,000.00	Jim Furyk .....	T62	78-77-75-76	306	47,000.00
Kevin Strelman .....	T25	75-74-72-72	293	76,000.00	D.A. Points .....	T62	82-76-74-74	306	47,000.00
Peter Uihlein .....	T25	73-77-71-72	293	76,000.00	Dawie van der Walt .....	65	81-83-71-75	310	46,000.00
Jimmy Walker .....	T25	73-77-67-76	293	76,000.00	Brett Rumford .....	66	83-79-77-74	313	45,500.00
Tiger Woods .....	T25	76-73-66-78	293	76,000.00	Kiradech Aphibarnrat .....	67	74-82-79-79	314	45,000.00
Graham DeLaet .....	T34	78-72-70-74	294	68,500.00					

# 2013 Cadillac Championship

TPC Blue Monster at Doral, Miami, FL

Purse: \$8,750,000

Par/Yards: 36-36—72/7,334

March 4-10, 2013

LEADERS	First Round	Second Round	Third Round
	<b>Tiger Woods</b> ..... <b>66 (-6)</b>	<b>Tiger Woods</b> ..... <b>131 (-13)</b>	<b>Tiger Woods</b> ..... <b>198 (-18)</b>
	Sergio Garcia..... 66 (-6)	Graeme McDowell..... 133 (-11)	Graeme McDowell..... 202 (-14)
	Freddie Jacobson..... 66 (-6)	Phil Mickelson..... 134 (-10)	Phil Mickelson..... 203 (-13)
	Graeme McDowell..... 66 (-6)	Steve Stricker..... 134 (-10)	Steve Stricker..... 203 (-13)
	Bubba Watson..... 66 (-6)	Freddie Jacobson..... 135 (-9)	Keegan Bradley..... 205 (-11)
	<b>Tiger Woods</b> ..... <b>66 (-6)</b>	Bubba Watson..... 135 (-9)	Sergio Garcia..... 205 (-11)
			Charl Schwartzel..... 205 (-11)
			Michael Thompson..... 205 (-11)



**CUT:** No cut. All 65 players completed 72 holes.

**WEATHER:** Thursday: Sunny. High of 71. Winds NNW at 8-15 mph. Friday: Sunny. High of 76. Winds NNE at 6-12 mph. Saturday: Partly cloudy and breezy. High of 77. Winds NE at 10-20 mph. Sunday: Partly cloudy and breezy. High of 75. Winds E at 15-25 mph.

**Winner: Tiger Woods 66-65-67-71 269 \$1,500,000.00**

Tiger Woods..... 1	66-65-67-71	269	\$1,500,000.00	Louis Oosthuizen..... T33	70-75-69-72	286	\$71,500.00
Steve Stricker..... 2	67-67-69-68	271	880,000.00	Rickie Fowler..... T35	69-69-71-78	287	68,500.00
Sergio Garcia..... T3	66-72-67-69	274	417,500.00	Jim Furyk..... T35	72-70-72-73	287	68,500.00
Graeme McDowell..... T3	66-67-69-72	274	417,500.00	Brian Gay..... T35	70-76-69-72	287	68,500.00
Phil Mickelson..... T3	67-67-69-71	274	417,500.00	Matt Kuchar..... T35	72-72-72-71	287	68,500.00
Adam Scott..... T3	72-70-68-64	274	417,500.00	Padraig Harrington..... T39	76-72-68-72	288	64,500.00
Keegan Bradley..... 7	68-68-69-71	276	240,000.00	David Lynn..... T39	71-70-76-71	288	64,500.00
Peter Hanson..... T8	67-71-70-70	278	163,750.00	Marcel Siem..... T39	75-73-70-70	288	64,500.00
Rory McIlroy..... T8	73-69-71-65	278	163,750.00	Bo Van Pelt..... T39	68-75-71-74	288	64,500.00
Justin Rose..... T8	68-72-70-68	278	163,750.00	Luke Donald..... T43	70-76-71-72	289	60,500.00
Michael Thompson..... T8	69-69-67-73	278	163,750.00	Gonzalo Fdez-Castano..... T43	72-70-73-74	289	60,500.00
Jason Dufner..... T12	69-69-69-72	279	113,750.00	Bill Haas..... T43	72-73-72-72	289	60,500.00
Charles Howell III..... T12	68-71-69-71	279	113,750.00	Chris Wood..... T43	71-74-71-73	289	60,500.00
Dustin Johnson..... T12	68-69-70-72	279	113,750.00	Zach Johnson..... T47	71-67-77-75	290	57,500.00
Richard Sterne..... T12	70-71-71-67	279	113,750.00	Geoff Ogilvy..... T47	69-74-73-74	290	57,500.00
Freddie Jacobson..... T16	66-69-71-74	280	98,000.00	Branden Grace..... T49	73-74-72-72	291	54,500.00
Charl Schwartzel..... T16	71-65-69-75	280	98,000.00	Martin Kaymer..... T49	76-68-73-74	291	54,500.00
Nicolas Colsaerts..... T18	71-71-67-72	281	93,000.00	Carl Pettersson..... T49	71-75-71-74	291	54,500.00
Bubba Watson..... T18	66-69-71-75	281	93,000.00	Nick Watney..... T49	69-71-77-74	291	54,500.00
Alexander Noren..... T20	69-70-72-71	282	88,000.00	George Coetzee..... T53	70-69-73-80	292	50,600.00
John Senden..... T20	69-69-70-74	282	88,000.00	Stephen Gallacher..... T53	74-75-69-74	292	50,600.00
Webb Simpson..... T20	72-67-71-72	282	88,000.00	Ryan Moore..... T53	73-71-72-76	292	50,600.00
Scott Jamieson..... T23	70-69-72-72	283	83,000.00	Thorbjorn Olesen..... T53	75-75-70-72	292	50,600.00
Matteo Manassero..... T23	71-71-75-66	283	83,000.00	Thaworn Wiratchant..... T53	69-69-77-77	292	50,600.00
Hunter Mahan..... T25	67-72-71-74	284	79,000.00	Mike Hendry..... T58	72-66-78-77	293	48,750.00
Scott Piercy..... T25	70-73-69-72	284	79,000.00	Paul Lawrie..... T58	78-73-72-70	293	48,750.00
Lee Westwood..... T25	73-69-71-71	284	79,000.00	Tim Clark..... T60	72-73-71-79	295	47,500.00
Ernie Els..... T28	73-69-72-71	285	75,000.00	Marcus Fraser..... T60	73-72-77-73	295	47,500.00
Russell Henley..... T28	70-72-70-73	285	75,000.00	John Merrick..... T60	75-72-72-76	295	47,500.00
John Huh..... T28	71-67-71-76	285	5,000.00	Rafael Cabrera Bello..... T63	71-74-76-78	299	46,250.00
Francesco Molinari..... T28	78-66-72-69	285	75,000.00	Jamie Donaldson..... T63	72-77-76-74	299	46,250.00
Ian Poulter..... T28	68-70-72-75	285	75,000.00	Robert Garrigus..... 65	75-75-74-76	300	45,500.00
Jason Day..... T33	74-66-75-71	286	71,500.00				

# 2012 Cadillac Championship

TPC Blue Monster at Doral, Miami, FL

Purse: \$8,500,000

Par/Yards: 36-36—72/7,334

March 5-11, 2012

LEADERS		First Round	Second Round	Third Round		
	Jason Dufner.....	66 (-6)	Bubba Watson.....	132 (-12)	Bubba Watson.....	199 (-17)
	Adam Scott.....	66 (-6)	<b>Justin Rose.....</b>	<b>133 (-11)</b>	Keegan Bradley.....	202 (-14)
	Thomas Bjorn.....	68 (-4)	Adam Scott.....	134 (-10)	<b>Justin Rose.....</b>	<b>202 (-14)</b>
	Charl Schwartzel.....	68 (-4)	Peter Hanson.....	135 (-9)	Peter Hanson.....	204 (-12)
	Aaron Baddeley.....	69 (-3)	Thomas Bjorn.....	136 (-8)	Zach Johnson.....	205 (-11)
	Keegan Bradley.....	69 (-3)	Keegan Bradley.....	136 (-8)	Matt Kuchar.....	205 (-11)
	Miguel A. Jimenez.....	69 (-3)				
	Juvic Pagunsan.....	69 (-3)				
	Alvaro Quiros.....	69 (-3)				
	<b>Justin Rose.....</b>	<b>69 (-3)</b>				
	Kyle Stanley.....	69 (-3)				
	Steve Stricker.....	69 (-3)				



**CUT:** No cut. Seventy-two of 74 players completed 72 holes.

**WEATHER:** Thursday: Mostly cloudy and windy. High of 80. Winds E 15-25 mph, with gusts up to 31 mph. Friday: Mostly cloudy and windy. High of 80. Winds E 15-25 mph, with gusts up to 31 mph. Saturday: Partly cloudy with a high of 82. Winds E 10-15 mph. Sunday: Partly cloudy with afternoon showers. High of 80. Winds E 15-25 mph.

**Winner: Justin Rose 69-64-69-70 272 \$1,400,000.00**

Justin Rose.....	1	69-64-69-70	272	\$1,400,000.00	Nicolas Colsaerts.....	T35	73-70-70-71	284	\$60,500.00
Bubba Watson.....	2	70-62-67-74	273	845,000.00	Branden Grace.....	T35	78-72-64-70	284	60,500.00
Rory McIlroy.....	3	73-69-65-67	274	516,000.00	Dustin Johnson.....	T35	75-68-73-68	284	60,500.00
Peter Hanson.....	T4	70-65-69-71	275	362,500.00	Juvic Pagunsan.....	T35	69-71-72-72	284	60,500.00
Charl Schwartzel.....	T4	68-69-70-68	275	362,500.00	Chez Reavie.....	T35	78-68-67-71	284	60,500.00
Luke Donald.....	T6	70-68-69-69	276	260,000.00	Webb Simpson.....	T35	75-66-66-77	284	60,500.00
John Senden.....	T6	76-67-68-65	276	260,000.00	Darren Clarke.....	T43	74-74-68-69	285	55,500.00
Keegan Bradley.....	T8	69-67-66-75	277	165,000.00	Phil Mickelson.....	T43	72-71-71-71	285	55,500.00
Matt Kuchar.....	T8	72-67-66-72	277	165,000.00	Rickie Fowler.....	T45	74-70-72-70	286	52,000.00
Steve Stricker.....	T8	69-70-69-69	277	165,000.00	Retief Goosen.....	T45	74-71-71-70	286	52,000.00
Bo Van Pelt.....	T8	73-65-70-69	277	165,000.00	Miguel A. Jimenez.....	T45	69-71-73-73	286	52,000.00
Aaron Baddeley.....	12	69-74-68-67	278	120,000.00	Brandt Snedeker.....	T45	75-69-70-72	286	52,000.00
Graeme McDowell.....	T13	75-67-67-70	279	101,000.00	Mark Wilson.....	T45	72-70-72-72	286	52,000.00
Francesco Molinari.....	T13	75-68-71-65	279	101,000.00	Hennie Otto.....	50	73-66-71-77	287	49,000.00
Adam Scott.....	T13	66-68-74-71	279	101,000.00	Paul Casey.....	T51	76-71-68-73	288	46,875.00
Johnson Wagner.....	T13	70-69-67-73	279	101,000.00	Ben Crane.....	T51	73-71-73-71	288	46,875.00
Charles Howell III.....	T17	70-67-71-72	280	92,000.00	K.T. Kim.....	T51	74-72-70-72	288	46,875.00
Zach Johnson.....	T17	70-68-67-75	280	92,000.00	Kyle Stanley.....	T51	69-69-76-74	288	46,875.00
Nick Watney.....	T17	71-73-69-67	280	92,000.00	Gonzalo Fdez-Castano.....	T55	74-70-73-72	289	45,250.00
Greg Chalmers.....	T20	71-70-68-72	281	85,000.00	Geoff Ogilvy.....	T55	73-73-70-73	289	45,250.00
Jason Day.....	T20	73-67-70-71	281	85,000.00	Jbe' Kruger.....	T57	72-71-73-74	290	44,250.00
Robert Karlsson.....	T20	75-68-70-68	281	85,000.00	Alvaro Quiros.....	T57	69-74-71-76	290	44,250.00
Martin Kaymer.....	T20	73-64-70-74	281	85,000.00	Y.E. Yang.....	59	72-67-76-76	291	43,500.00
Thomas Bjorn.....	T24	68-68-75-71	282	76,000.00	Sergio Garcia.....	T60	75-74-68-76	293	42,000.00
Marcus Fraser.....	T24	76-68-69-69	282	76,000.00	Paul Lawrie.....	T60	70-74-72-77	293	42,000.00
Martin Laird.....	T24	72-73-66-71	282	76,000.00	Louis Oosthuizen.....	T60	77-70-74-72	293	42,000.00
Hunter Mahan.....	T24	71-72-66-73	282	76,000.00	Ian Poulter.....	T60	76-77-71-69	293	42,000.00
Robert Rock.....	T24	75-70-68-69	282	76,000.00	Tadahiro Takayama.....	T60	74-73-75-71	293	42,000.00
Jason Dufner.....	T29	66-72-73-72	283	67,500.00	Rafael Cabrera Bello.....	65	75-70-75-74	294	40,500.00
Bill Haas.....	T29	74-70-70-69	283	67,500.00	Pablo Larrazabal.....	T66	76-73-71-75	295	39,750.00
Anders Hansen.....	T29	70-72-69-72	283	67,500.00	Vijay Singh.....	T66	75-73-72-75	295	39,750.00
Garth Mulroy.....	T29	73-71-69-70	283	67,500.00	Fredrik Jacobson.....	68	72-76-71-77	296	39,000.00
Lee Westwood.....	T29	76-67-68-72	283	67,500.00	Alexander Noren.....	69	74-75-72-76	297	38,500.00
Gary Woodland.....	T29	71-70-70-72	283	67,500.00	Tetsuji Hiratsuka.....	70	78-73-70-77	298	38,000.00
Jonathan Byrd.....	T35	72-70-70-72	284	60,500.00	Sang-Moon Bae.....	71	79-76-73-71	299	37,750.00
K.J. Choi.....	T35	74-67-70-73	284	60,500.00	Simon Dyson.....	72	74-72-73-81	300	37,500.00

# 2011 Cadillac Championship

TPC Blue Monster, Doral, FL  
March 7-13, 2011

Purse: \$8,500,000

Par/Yards: 36-36—72/7,334

LEADERS	First Round	Second Round	Third Round
	Hunter Mahan ..... 64 (-8)	Hunter Mahan ..... 135 (-9)	Dustin Johnson ..... 203 (-13)
	Ryo Ishikawa ..... 65 (-7)	Martin Kaymer ..... 136 (-8)	Luke Donald ..... 205 (-11)
	Martin Kaymer ..... 66 (-6)	Francesco Molinari ..... 136 (-8)	Matt Kuchar ..... 205 (-11)
	Luke Donald ..... 67 (-5)	Matt Kuchar ..... 137 (-7)	<b>Nick Watney ..... 205 (-11)</b>
	Charley Hoffman ..... 67 (-5)	Martin Laird ..... 137 (-7)	Hunter Mahan ..... 206 (-10)
	Martin Laird ..... 67 (-5)	Rory McIlroy ..... 137 (-7)	Rory McIlroy ..... 206 (-10)
	<b>Nick Watney ..... 67 (-5)</b>	<b>Nick Watney ..... 137 (-7)</b>	Francesco Molinari ..... 206 (-10)
			Adam Scott ..... 206 (-10)

**CUT:** No cut. All 66 players finished 72 holes.



**WEATHER:** Thursday: Sunny and cooler. High of 71. Winds NNW at 10-20 mph. The first round was suspended due to a lightning in the area at 11:45 a.m., with wind gusts reaching 52 mph. Play resumed at 2:30 p.m. and was suspended due to darkness at 6:15 p.m. with just 11 players having completed their round. Friday: The first round resumed at 8:32 a.m., and the second round began on schedule at 11:25 a.m. Sunny and cooler. High of 71. Winds NNW at 10-20 mph. Saturday: Sunny. High of 75. Winds NE at 10-15 mph. Sunday: Mostly sunny. High of 78. Winds E at 10-15 mph.

**Winner: Nick Watney 67-70-68-67 272 \$1,400,000**

1..... Nick Watney	67-70-68-67	272	\$1,400,000.00	T31..... Jhonattan Vegas	69-74-69-74	286	\$69,500.00
2..... Dustin Johnson	69-69-65-71	274	850,000.00	T35..... Thomas Aiken	68-75-74-70	287	65,500.00
T3..... Anders Hansen	71-69-68-67	275	465,000.00	T35..... Kevin Na	74-75-69-69	287	65,500.00
T3..... Francesco Molinari	68-68-70-69	275	465,000.00	T35..... Bo Van Pelt	71-74-66-76	287	65,500.00
5..... Matt Kuchar	68-69-68-71	276	350,000.00	T35..... Camilo Villegas	71-71-73-72	287	65,500.00
T6..... Luke Donald	67-72-66-72	277	271,000.00	T39..... K.J. Choi	73-69-72-74	288	62,000.00
T6..... Adam Scott	68-70-68-71	277	271,000.00	T39..... Edoardo Molinari	71-73-70-74	288	62,000.00
8..... Rickie Fowler	71-73-68-66	278	200,000.00	T39..... Y.E. Yang	73-72-72-71	288	62,000.00
9..... Hunter Mahan	64-71-71-73	279	175,000.00	T42..... Ryo Ishikawa	65-76-70-78	289	59,000.00
T10..... Jonathan Byrd	70-74-68-68	280	129,000.00	T42..... Graeme McDowell	70-73-71-75	289	59,000.00
T10..... Padraig Harrington	68-71-68-73	280	129,000.00	T42..... Justin Rose	77-71-70-71	289	59,000.00
T10..... Martin Laird	67-70-70-73	280	129,000.00	T45..... Jason Day	71-76-71-72	290	55,500.00
T10..... Rory McIlroy	68-69-69-74	280	129,000.00	T45..... Marcus Fraser	69-78-71-72	290	55,500.00
T10..... Tiger Woods	70-74-70-66	280	129,000.00	T45..... D.A. Points	68-72-71-79	290	55,500.00
T15..... Robert Allenby	72-72-69-68	281	100,000.00	T45..... Ian Poulter	73-70-74-73	290	55,500.00
T15..... Ernie Els	69-70-73-69	281	100,000.00	T49..... S.S.P. Chowrasia	74-72-72-73	291	50,500.00
T15..... Kevin Streelman	68-72-72-69	281	100,000.00	T49..... Jim Furyk	74-71-71-75	291	50,500.00
T18..... Paul Casey	70-71-69-72	282	89,000.00	T49..... Kyung-tae Kim	73-70-73-75	291	50,500.00
T18..... Louis Oosthuizen	71-73-67-71	282	89,000.00	T49..... Geoff Ogilvy	76-73-72-70	291	50,500.00
T18..... Steve Stricker	68-71-69-74	282	89,000.00	T49..... Ryan Palmer	73-73-68-77	291	50,500.00
T18..... Lee Westwood	70-74-70-68	282	89,000.00	T49..... Mark Wilson	72-75-71-73	291	50,500.00
T22..... Ryan Moore	70-74-70-69	283	83,000.00	T55..... Peter Hanson	73-73-73-73	292	45,500.00
T22..... Vijay Singh	68-72-68-75	283	83,000.00	T55..... Yuta Ikeda	74-73-74-71	292	45,500.00
T24..... Charley Hoffman	67-75-73-69	284	77,250.00	T55..... Miguel A. Jimenez	71-72-73-76	292	45,500.00
T24..... Zach Johnson	72-75-68-69	284	77,250.00	T55..... Phil Mickelson	73-71-72-76	292	45,500.00
T24..... Martin Kaymer	66-70-74-74	284	77,250.00	59..... Seung-yul Noh	72-70-79-72	293	43,000.00
T24..... Charl Schwartzel	71-71-75-67	284	77,250.00	60..... Anthony Kim	80-74-68-72	294	42,500.00
T28..... Aaron Baddeley	72-66-73-74	285	73,000.00	T61..... Rhys Davies	73-76-72-74	295	41,500.00
T28..... Thomas Bjorn	71-73-70-71	285	73,000.00	T61..... Ross Fisher	69-76-76-74	295	41,500.00
T28..... Rory Sabbatini	74-74-67-70	285	73,000.00	T61..... Hiroyuki Fujita	71-73-74-77	295	41,500.00
T31..... Retief Goosen	69-76-68-73	286	69,500.00	T64..... Alvaro Quiros	70-77-74-75	296	40,250.00
T31..... Bill Haas	74-68-71-73	286	69,500.00	T64..... Peter Senior	75-73-73-75	296	40,250.00
T31..... Robert Karlsson	69-73-71-73	286	69,500.00	66..... Jeff Overton	75-77-73-73	298	39,750.00

# 2010 CA Championship

**TPC Blue Monster, Doral, FL**  
**March 11-14, 2010**

**Purse: \$8,500,000**

**Par/Yards: 36-36—72/7,266**

LEADERS	First Round	Second Round	Third Round
	Charl Schwartzel ..... 67 (-5)	<b>Ernie Els ..... 134 (-10)</b>	Charl Schwartzel ..... 204 (-12)
	Robert Allenby ..... 68 (-4)	Robert Allenby ..... 135 (-9)	<b>Ernie Els ..... 204 (-12)</b>
	Vijay Singh ..... 68 (-4)	Bill Haas ..... 137 (-7)	Padraig Harrington ..... 205 (-11)
	<b>Ernie Els ..... 68 (-4)</b>	Charl Schwartzel ..... 137 (-7)	Robert Allenby ..... 206 (-10)
		Soren Hansen ..... 138 (-6)	Bill Haas ..... 207 (-9)
		Padraig Harrington ..... 138 (-6)	

**CUT:** Field of 68 players, no cut.



**WEATHER:** Thursday: Highs in the upper 70s with wind gusts to 25-30 mph. Friday: Temperatures in the lower 80s with SSW winds at 15-25 mph. Rain began in the afternoon, with total rainfall of 1.15 inches. With the rain, temperatures dropped into the mid-60s. Play was suspended at 1:28 p.m. due to dangerous weather with 10 of the 23 groups completing play. Play resumed at 1:50 p.m. and was suspended again at 2:37 p.m. with 17 of the 23 groups completing play. Play resumed at 5:12 p.m. Saturday: Mostly sunny skies with a high in the upper 70s and W winds at 10-20 mph. Sunday: Mostly sunny with temperatures reaching the upper 70s with W winds increasing to 12-22 mph.

**Winner: Ernie Els 68-66-70-66 270 \$1,400,000**

Ernie Els ..... 1	68-66-70-66	270	\$1,400,000.00	Lee Westwood ..... T30	74-68-74-69	285	\$70,000.00
Charl Schwartzel ..... 2	67-70-67-70	274	850,000.00	Y.E. Yang ..... T30	73-72-75-65	285	70,000.00
Martin Kaymer ..... T3	70-72-66-69	277	426,666.67	Stewart Cink ..... T37	75-74-72-65	286	62,500.00
Matt Kuchar ..... T3	71-71-67-68	277	426,666.67	Ben Crane ..... T37	74-73-69-70	286	62,500.00
Padraig Harrington ..... T3	70-68-67-72	277	426,666.66	Gonzalo Fdez-Castano ..... T37	72-68-71-75	286	62,500.00
Paul Casey ..... T6	69-72-68-69	278	214,300.00	Jim Furyk ..... T37	70-76-69-71	286	62,500.00
Bill Haas ..... T6	71-66-70-71	278	214,300.00	Sergio Garcia ..... T37	74-72-71-69	286	62,500.00
Graeme McDowell ..... T6	74-68-70-66	278	214,300.00	Zach Johnson ..... T37	76-70-71-69	286	62,500.00
Alistair Presnell ..... T6	72-70-72-64	278	214,300.00	Ian Poulter ..... T37	72-78-72-64	286	62,500.00
Alvaro Quiros ..... T6	72-69-69-68	278	214,300.00	Henrik Stenson ..... T37	71-72-71-72	286	62,500.00
John Senden ..... T11	69-70-71-69	279	126,666.67	Ross Fisher ..... T45	73-72-70-72	287	56,000.00
Vijay Singh ..... T11	68-71-70-70	279	126,666.67	Anders Hansen ..... T45	76-70-74-67	287	56,000.00
Robert Allenby ..... T11	68-67-71-73	279	126,666.66	Geoff Ogilvy ..... T45	72-71-75-69	287	56,000.00
Phil Mickelson ..... T14	71-69-72-68	280	107,500.00	Ryan Palmer ..... T45	79-68-72-68	287	56,000.00
Francesco Molinari ..... T14	69-71-72-68	280	107,500.00	Kenny Perry ..... T45	73-74-68-72	287	56,000.00
Steve Stricker ..... T16	73-69-71-68	281	97,500.00	Angel Cabrera ..... T50	74-71-70-73	288	50,500.00
Camilo Villegas ..... T16	72-68-70-71	281	97,500.00	Simon Dyson ..... T50	72-73-73-70	288	50,500.00
Jason Dufner ..... T18	73-69-75-65	282	89,000.00	Jerry Kelly ..... T50	70-72-73-73	288	50,500.00
Soren Hansen ..... T18	69-69-71-73	282	89,000.00	Kevin Na ..... T50	78-70-70-70	288	50,500.00
J.B. Holmes ..... T18	69-70-73-70	282	89,000.00	Adam Scott ..... T50	74-69-71-74	288	50,500.00
Sean O'Hair ..... T18	71-71-74-66	282	89,000.00	David Toms ..... T50	72-72-72-72	288	50,500.00
Tim Clark ..... T22	70-69-74-70	283	81,000.00	Lucas Glover ..... T56	72-72-71-75	290	45,500.00
Yuta Ikeda ..... T22	71-68-74-70	283	81,000.00	Retief Goosen ..... T56	76-71-73-70	290	45,500.00
Anthony Kim ..... T22	71-73-71-68	283	81,000.00	Thongchai Jaidee ..... T56	73-72-73-72	290	45,500.00
Heath Slocum ..... T22	74-71-70-68	283	81,000.00	Dustin Johnson ..... T56	69-72-76-73	290	45,500.00
Luke Donald ..... T26	70-75-69-70	284	75,500.00	Soren Kjeldsen ..... 60	74-78-73-66	291	43,000.00
Peter Hanson ..... T26	74-66-74-70	284	75,500.00	Edoardo Molinari ..... 61	72-74-72-74	292	42,500.00
Nick Watney ..... T26	73-72-71-68	284	75,500.00	Robert Karlsson ..... 62	78-70-73-72	293	42,000.00
Mike Weir ..... T26	73-66-75-70	284	75,500.00	Miguel A. Jimenez ..... T63	73-75-73-73	294	41,250.00
Brian Gay ..... T30	74-69-74-68	285	70,000.00	Marc Leishman ..... T63	78-73-71-72	294	41,250.00
WC Liang ..... T30	72-69-71-73	285	70,000.00	Steve Marino ..... T65	75-71-77-72	295	40,625.00
Hunter Mahan ..... T30	72-70-69-74	285	70,000.00	Rory McIlroy ..... T65	76-73-73-73	295	40,625.00
Ross McGowan ..... T30	76-71-70-68	285	70,000.00	Oliver Wilson ..... 67	78-74-77-67	296	40,250.00
Scott Verplank ..... T30	76-72-69-68	285	70,000.00	Michael Sim ..... 68	75-74-77-74	300	40,000.00

# 2009 CA Championship

**Doral Golf Resort & Spa (Blue Course); Doral, FL**  
**March 12-15, 2009**

**Purse: \$8,500,000**

**Par/Yards: 36-36—72/7,266**

LEADERS	First Round	Second Round	Third Round
	Jeev Milkha Singh ..... 65 (-7)	<b>Phil Mickelson ..... 131 (-13)</b>	<b>Phil Mickelson ..... 200 (-16)</b>
	Retief Goosen ..... 65 (-7)	Nick Watney ..... 133 (-11)	Nick Watney ..... 200 (-16)
	Prayad Marksaeng ..... 65 (-7)	Kenny Perry ..... 134 (-10)	Jeev Milkha Singh ..... 204 (-12)
	<b>Phil Mickelson ..... 65 (-7)</b>	Rory McIlroy ..... 134 (-10)	Camilo Villegas ..... 204 (-12)
	Nick Watney ..... 66 (-6)	Prayad Marksaeng ..... 135 (-9)	Five players at ..... 205 (-11)
	Rod Pampling ..... 66 (-6)	Camilo Villegas ..... 135 (-9)	
	James Kingston ..... 66 (-6)	Rod Pampling ..... 135 (-9)	
	Padraig Harrington ..... 66 (-6)		



**CUT:** There was no cut. 79 of the 80 professionals completed 72 holes.

**WEATHER:** Thursday: Partly cloudy and warm with a high of 81. Winds E 10-18 mph. Friday: Partly cloudy with light sprinkles and a high of 80. E-SE winds 10-18 mph. Saturday: Partly cloudy with a high of 82. Winds SE 12-20 mph. Sunday: Partly cloudy with a high of 84. Winds SE 12-20 mph.

**Winner: Phil Mickelson 65-66-69-69 269 \$1,400,000**

Phil Mickelson ..... 1	65-66-69-69	269	\$1,400,000.00	Ken Duke ..... T40	71-75-67-71	284	\$58,500.00
Nick Watney ..... 2	66-67-67-70	270	820,000.00	Richard Finch ..... T40	72-72-69-71	284	58,500.00
Jim Furyk ..... 3	68-68-69-67	272	470,000.00	Peter Hanson ..... T40	70-74-72-68	284	58,500.00
Jeev Milkha Singh ..... 4	65-71-68-70	274	360,000.00	Ryuji Imada ..... T40	70-71-69-74	284	58,500.00
Camilo Villegas ..... T5	67-68-69-71	275	275,000.00	Geoff Ogilvy ..... T40	73-69-70-72	284	58,500.00
Oliver Wilson ..... T5	67-70-72-66	275	275,000.00	Mark Brown ..... T46	73-71-68-73	285	52,000.00
Thomas Aiken ..... T7	74-66-71-65	276	192,500.00	Darren Clarke ..... T46	74-71-71-69	285	52,000.00
Soren Kjeldsen ..... T7	70-66-69-71	276	192,500.00	Ross Fisher ..... T46	71-69-72-73	285	52,000.00
Justin Leonard ..... T9	69-69-68-71	277	142,500.00	Shingo Katayama ..... T46	70-70-72-73	285	52,000.00
Rod Pampling ..... T9	66-69-71-71	277	142,500.00	Garth Mulroy ..... T46	70-70-72-73	285	52,000.00
Kenny Perry ..... T9	70-64-71-72	277	142,500.00	Andres Romero ..... T46	67-71-77-70	285	52,000.00
Tiger Woods ..... T9	71-70-68-68	277	142,500.00	D.J. Trahan ..... T46	77-71-66-71	285	52,000.00
Soren Hansen ..... T13	74-69-64-71	278	97,142.86	Chad Campbell ..... T53	72-70-70-74	286	46,000.00
Prayad Marksaeng ..... T13	65-70-72-71	278	97,142.86	Zach Johnson ..... T53	70-72-72-72	286	46,000.00
Sean O'Hair ..... T13	67-70-74-67	278	97,142.86	Hunter Mahan ..... T53	71-74-68-73	286	46,000.00
Ian Poulter ..... T13	69-67-73-69	278	97,142.86	Rory Sabbatini ..... T53	69-74-74-69	286	46,000.00
Steve Stricker ..... T13	69-70-70-69	278	97,142.86	Vijay Singh ..... T53	69-72-71-74	286	46,000.00
Charley Hoffman ..... T13	68-70-67-73	278	97,142.85	Anthony Kim ..... 58	71-69-72-75	287	43,000.00
Alvaro Quiros ..... T13	72-64-69-73	278	97,142.85	K.J. Choi ..... T59	73-73-72-70	288	41,500.00
Luke Donald ..... T20	69-70-68-72	279	80,142.86	Stewart Cink ..... T59	73-73-69-73	288	41,500.00
Ernie Els ..... T20	70-71-68-70	279	80,142.86	Stuart Appleby ..... T61	71-71-69-78	289	39,550.00
Padraig Harrington ..... T20	66-71-71-71	279	80,142.86	Dudley Hart ..... T61	71-75-73-70	289	39,550.00
Louis Oosthuizen ..... T20	67-69-73-70	279	80,142.86	Kevin Sutherland ..... T61	74-76-68-71	289	39,550.00
Justin Rose ..... T20	73-70-68-68	279	80,142.86	Boo Weekley ..... T61	69-75-75-70	289	39,550.00
James Kingston ..... T20	66-74-67-72	279	80,142.85	Lee Westwood ..... T61	71-71-78-69	289	39,550.00
Rory McIlroy ..... T20	68-66-72-73	279	80,142.85	Retief Goosen ..... T66	65-76-73-76	290	38,125.00
Tim Clark ..... 27	71-71-69-69	280	74,000.00	Wen-Tang Lin ..... T66	75-70-70-75	290	38,125.00
Robert Allenby ..... T28	69-71-72-69	281	72,000.00	Graeme McDowell ..... T66	73-74-70-73	290	38,125.00
Ben Curtis ..... T28	71-69-71-70	281	72,000.00	Adam Scott ..... T66	71-76-72-71	290	38,125.00
Davis Love III ..... T28	70-71-70-70	281	72,000.00	Trevor Immelman ..... T70	74-76-72-69	291	37,375.00
Briny Baird ..... T31	70-68-71-73	282	68,500.00	John Rollins ..... T70	76-71-71-73	291	37,375.00
Paul Casey ..... T31	71-66-72-73	282	68,500.00	Bubba Watson ..... 72	72-71-74-75	292	37,000.00
Sergio Garcia ..... T31	72-72-68-70	282	68,500.00	Richard Sterne ..... 73	70-76-72-75	293	36,750.00
Robert Karlsson ..... T31	71-70-72-69	282	68,500.00	Y.E. Yang ..... 74	73-70-73-78	294	36,500.00
Dustin Johnson ..... T35	70-66-71-76	283	64,000.00	Miguel A. Jimenez ..... 75	69-72-76-78	295	36,250.00
Martin Kaymer ..... T35	73-68-70-72	283	64,000.00	Azuma Yano ..... 76	77-71-76-73	297	36,000.00
Pat Perez ..... T35	70-68-72-73	283	64,000.00	Billy Mayfair ..... T77	75-72-75-76	298	35,625.00
Carl Pettersson ..... T35	74-69-69-71	283	64,000.00	Henrik Stenson ..... T77	69-73-73-83	298	35,625.00
Mike Weir ..... T35	71-69-70-73	283	64,000.00	Pablo Larrazabal ..... 79	76-71-75-77	299	35,250.00
Stephen Ames ..... T40	72-70-71-71	284	58,500.00				



# 2008 CA Championship

**Doral Golf Resort & Spa (Blue Course); Doral, FL**  
**March 21-24, 2008**

**Purse: \$8,000,000**

**Par/Yards: 36-36—72/7,266**

LEADERS	First Round	Second Round	Third Round
	<b>Geoff Ogilvy..... 65 (-7)</b>	<b>Geoff Ogilvy..... 132 (-12)</b>	<b>Geoff Ogilvy..... 200 (-16)</b>
	Miguel Angel Jimenez ..... 65 (-7)	Tiger Woods ..... 133 (-11)	Vijay Singh..... 204 (-12)
	Stewart Cink..... 66 (-6)	Adam Scott..... 135 (-9)	Graeme Storm ..... 204 (-12)
	Phil Mickelson ..... 67 (-5)	Robert Karlsson ..... 138 (-6)	Retief Goosen..... 204 (-12)
	Adam Scott..... 67 (-5)	Jeev Milkha Singh ..... 138 (-6)	Jim Furyk..... 204 (-12)
	Anders Hansen ..... 67 (-5)	Anders Hansen ..... 138 (-6)	Adam Scott..... 204 (-12)
	Tiger Woods ..... 67 (-5)		Tiger Woods ..... 205 (-11)
	Nick O'Hern..... 67 (-5)		Anders Hansen ..... 205 (-11)

**CUT:** There was no cut. 77 of the 78 professionals completed 72 holes.



**WEATHER:** Thursday: Mostly cloudy. High of 83. Friday: Partly cloudy and breezy. High of 78. Winds E 10-20 mph. Saturday: Mostly cloudy early with heavy afternoon thunderstorms. Play was suspended for the day at 1:15 p.m. with 61 players yet to complete their round. High of 83. Sunday: Third round resumed at 9 a.m., with the final round beginning at 11:45 a.m. Play suspended due to a dangerous situation at 2:21 p.m. and then resumed at 5:10 p.m. Play suspended at 7:20 p.m. High of 82. Monday: Final round resumed at 8:30 a.m. and ended at 10:41 a.m.

**Winner: Geoff Ogilvy 65-67-68-71 271 \$1,350,000**

Player	Finish	Scores	Total	Money	Player	Finish	Scores	Total	Money
Jim Furyk	T2	69-71-64-68	272	\$530,000.00	J.B. Holmes	T40	69-72-75-68	284	\$52,500.00
Retief Goosen	T2	71-69-64-68	272	530,000.00	Trevor Immelman	T40	70-74-70-70	284	52,500.00
Vijay Singh	T2	73-68-63-68	272	530,000.00	Brendan Jones	T40	76-75-66-67	284	52,500.00
Tiger Woods	5	67-66-72-68	273	285,000.00	Scott Verplank	T40	71-70-74-69	284	52,500.00
Steve Stricker	T6	71-68-73-63	275	198,333.34	Woody Austin	T44	70-70-74-71	285	48,875.00
Nick O'Hern	T6	67-75-67-66	275	198,333.33	Niclas Fasth	T44	72-69-70-74	285	48,875.00
Graeme Storm	T6	71-70-63-71	275	198,333.33	Hunter Mahan	T44	72-72-71-70	285	48,875.00
Zach Johnson	T9	69-72-67-68	276	147,500.00	Richard Sterne	T44	71-77-67-70	285	48,875.00
Adam Scott	T9	67-68-69-72	276	147,500.00	Graeme McDowell	T48	72-71-70-73	286	47,000.00
Soren Kjeldsen	11	69-71-71-66	277	125,000.00	Andrew McLardy	T48	74-74-70-68	286	47,000.00
K.J. Choi	T12	70-70-67-71	278	106,166.67	Brandt Snedeker	T48	74-70-72-70	286	47,000.00
Anders Hansen	T12	67-71-67-73	278	106,166.67	Paul Casey	T51	72-75-67-73	287	44,750.00
Tim Clark	T12	71-69-66-72	278	106,166.66	S.S.P. Chowrasia	T51	74-73-68-72	287	44,750.00
Stephen Ames	T15	73-68-68-70	279	86,700.00	Nick Dougherty	T51	70-73-71-73	287	44,750.00
Aaron Baddeley	T15	69-74-70-66	279	86,700.00	Richard Green	T51	74-72-71-70	287	44,750.00
Sergio Garcia	T15	69-73-69-68	279	86,700.00	Charles Howell III	T51	69-76-72-70	287	44,750.00
Gregory Havret	T15	68-74-68-69	279	86,700.00	Arron Oberholser	T51	72-70-72-73	287	44,750.00
Justin Rose	T15	70-71-70-68	279	86,700.00	Martin Kaymer	T57	68-74-73-73	288	42,250.00
Robert Allenby	T20	69-75-66-70	280	75,000.00	Ian Poulter	T57	71-72-72-73	288	42,250.00
Stewart Cink	T20	66-74-71-69	280	75,000.00	Henrik Stenson	T57	72-72-76-68	288	42,250.00
Luke Donald	T20	68-72-70-70	280	75,000.00	D.J. Trahan	T57	74-73-75-66	288	42,250.00
Phil Mickelson	T20	67-74-70-69	280	75,000.00	Peter Hanson	T61	71-74-73-73	291	40,250.00
John Rollins	T20	74-71-67-68	280	75,000.00	Chapchai Nirat	T61	70-70-74-77	291	40,250.00
Mike Weir	T20	73-69-67-71	280	75,000.00	Paul Sheehan	T61	72-73-72-74	291	40,250.00
Miguel A. Jimenez	T26	65-74-71-71	281	66,500.00	Brett Wetterich	T61	70-74-76-71	291	40,250.00
Jeev M. Singh	T26	68-70-70-73	281	66,500.00	Jonathan Byrd	T65	74-74-72-72	292	38,500.00
Toru Taniguchi	T26	68-73-72-68	281	66,500.00	Anton Haig	T65	72-80-73-67	292	38,500.00
Camilo Villegas	T26	71-72-68-70	281	66,500.00	Colin Montgomerie	T65	75-74-70-73	292	38,500.00
Mark Calcavecchia	T30	68-71-71-72	282	62,500.00	Louis Oosthuizen	T68	74-72-70-77	293	37,625.00
Robert Karlsson	T30	68-70-70-74	282	62,500.00	Liang Wen-chong	T68	74-74-71-74	293	37,625.00
Andres Romero	T30	68-72-73-69	282	62,500.00	Soren Hansen	T70	77-77-68-72	294	37,000.00
Boo Weekley	T30	72-73-69-68	282	62,500.00	James Kingston	T70	74-75-68-77	294	37,000.00
Stuart Appleby	T34	73-71-68-71	283	57,500.00	Rory Sabbatini	T70	72-74-69-79	294	37,000.00
Daniel Chopra	T34	72-70-69-72	283	57,500.00	Shingo Katayama	T73	75-76-72-72	295	36,375.00
Ross Fisher	T34	68-73-70-72	283	57,500.00	Craig Parry	T73	73-75-72-75	295	36,375.00
Ryuji Imada	T34	68-73-73-69	283	57,500.00	Ernie Els	75	74-75-73-74	296	36,000.00
Justin Leonard	T34	69-74-70-70	283	57,500.00	Mark Brown	76	73-74-76-74	297	35,750.00
Lee Westwood	T34	71-72-72-68	283	57,500.00	Heath Slocum	77	74-72-78-74	298	35,500.00

# 2007 CA Championship

**Doral Golf Resort & Spa (Blue Course); Doral, FL**  
**March 22-25, 2007**

**Purse: \$8,000,000**

**Par/Yards: 36-36—72/7,266**

LEADERS		First Round	Second Round	Third Round
		Henrik Stenson ..... 67 (-5)	<b>Tiger Woods..... 137 (-7)</b>	<b>Tiger Woods..... 205 (-11)</b>
		Robert Allenby ..... 67 (-5)	Rod Pampling ..... 139 (-5)	Brett Wetterich ..... 209 (-7)
		Thomas Bjorn ..... 68 (-4)	Aaron Baddeley ..... 140 (-4)	Nick O'Hern ..... 210 (-6)
		Aaron Baddeley ..... 69 (-3)	Thomas Bjorn ..... 140 (-4)	
		Charles Howell III ..... 69 (-3)	Ernie Els ..... 140 (-4)	
		Jose Maria Olazabal ..... 69 (-3)	Charles Howell III ..... 140 (-4)	
		<b>Tiger Woods..... 71 (T10)</b>	Trevor Immelman ..... 140 (-4)	
			Zach Johnson ..... 140 (-4)	
			Henrik Stenson ..... 140 (-4)	

**CUT:** There was no cut. 70 of the 72 professionals completed 72 holes.



**WEATHER:** Cloudy and breezy Thursday, with a high of 76. Showers throughout the day with a total of .9 inches of rain. Wind 20-25 mph, with gusts up to 30 mph. Partly cloudy and breezy Friday, with an afternoon high in the lower 80s. Winds out of the E-NE at 15-25 mph. A few showers in late afternoon. Sunny and breezy Saturday, with an afternoon high in the low 80s. Winds out of the E-NE at 15-25 mph. A few showers throughout the day. Partly cloudy Sunday, with winds E-NE 15-25 mph and a high of 81.

**Winner: Tiger Woods 71-66-68-73 278 \$1,350,000**

Brett Wetterich ..... 2	72-70-67-71	280	\$800,000.00	Jim Furyk ..... T35	70-73-72-78	293	\$56,500.00
Robert Allenby ..... T3	67-74-74-67	282	378,333.34	Trevor Immelman ..... T35	72-68-74-79	293	56,500.00
Sergio Garcia ..... T3	71-70-71-70	282	378,333.33	Jose Maria Olazabal ..... T35	69-80-72-72	293	56,500.00
Geoff Ogilvy ..... T3	72-69-71-70	282	378,333.33	Carl Pettersson ..... T35	72-72-74-75	293	56,500.00
Aaron Baddeley ..... T6	69-71-71-72	283	212,500.00	Rory Sabbatini ..... T35	71-75-73-74	293	56,500.00
Niclas Fasth ..... T6	72-70-70-71	283	212,500.00	Charl Schwartzel ..... T35	75-74-70-74	293	56,500.00
Nick O'Hern ..... T6	72-72-66-73	283	212,500.00	Steve Stricker ..... T35	74-69-73-77	293	56,500.00
Paul Casey ..... T9	76-70-66-72	284	157,500.00	Paul Broadhurst ..... T45	73-71-73-77	294	49,000.00
Zach Johnson ..... T9	72-68-73-71	284	157,500.00	Stewart Cink ..... T45	74-68-73-79	294	49,000.00
Thomas Bjorn ..... T11	68-72-71-74	285	111,000.00	Johan Edfors ..... T45	74-73-74-73	294	49,000.00
Ernie Els ..... T11	70-70-71-74	285	111,000.00	Arron Oberholser ..... T45	74-76-71-73	294	49,000.00
Robert Karlsson ..... T11	74-74-68-69	285	111,000.00	David Toms ..... T45	72-72-76-74	294	49,000.00
Tom Pernice, Jr. .... T11	71-70-70-74	285	111,000.00	John Bickerton ..... T50	77-72-74-72	295	45,000.00
Vijay Singh ..... T11	74-68-69-74	285	111,000.00	Paul Goydos ..... T50	74-75-70-76	295	45,000.00
Ian Poulter ..... T16	73-68-75-70	286	87,333.34	Louis Oosthuizen ..... T50	74-75-77-69	295	45,000.00
Charles Howell III ..... T16	69-71-71-75	286	87,333.33	Brett Quigley ..... T50	73-72-73-77	295	45,000.00
Dean Wilson ..... T16	73-75-66-72	286	87,333.33	Mike Weir ..... T50	73-75-73-74	295	45,000.00
Angel Cabrera ..... T19	72-70-75-70	287	80,000.00	J.J. Henry ..... T55	73-74-78-71	296	43,000.00
K.J. Choi ..... T19	71-73-71-72	287	80,000.00	David Howell ..... T55	74-73-73-76	296	43,000.00
Padraig Harrington ..... T19	73-70-73-71	287	80,000.00	Colin Montgomerie ..... T55	76-72-73-75	296	43,000.00
Henrik Stenson ..... T19	67-73-72-75	287	80,000.00	Ben Curtis ..... T58	76-75-69-77	297	41,500.00
Thongchai Jaidee ..... T23	72-74-70-72	288	74,000.00	Retief Goosen ..... T58	77-70-78-72	297	41,500.00
Phil Mickelson ..... T23	77-72-70-69	288	74,000.00	Nathan Green ..... T58	72-71-76-78	297	41,500.00
Mark Wilson ..... 25	74-72-72-71	289	71,000.00	Charley Hoffman ..... T61	75-75-77-72	299	40,250.00
Luke Donald ..... T26	74-70-75-71	290	69,500.00	Adam Scott ..... T61	76-71-72-80	299	40,250.00
Lucas Glover ..... T26	73-73-72-72	290	69,500.00	Tim Clark ..... T63	76-78-71-75	300	39,250.00
Stephen Ames ..... T28	74-70-74-73	291	66,500.00	Hennie Otto ..... T63	74-73-74-79	300	39,250.00
Rod Pampling ..... T28	70-69-74-78	291	66,500.00	Joe Durant ..... T65	73-73-77-78	301	38,000.00
John Rollins ..... T28	73-70-70-78	291	66,500.00	Anthony Wall ..... T65	80-73-75-73	301	38,000.00
Jeev M. Singh ..... T28	74-70-70-77	291	66,500.00	Yong-Eun Yang ..... T65	76-77-73-75	301	38,000.00
Mark Calcavecchia ..... T32	74-71-70-77	292	63,000.00	Prom Meesawat ..... T68	74-71-82-77	304	36,750.00
Chris DiMarco ..... T32	76-72-69-75	292	63,000.00	Kevin Stadler ..... T68	73-71-78-82	304	36,750.00
Anton Haig ..... T32	75-69-74-74	292	63,000.00	Hidetoshi Tanihara ..... 70	80-75-73-77	305	36,000.00
Stuart Appleby ..... T35	79-72-71-71	293	56,500.00	Michael Campbell ..... 71	77-76-78-75	306	35,750.00
Bart Bryant ..... T35	71-73-75-74	293	56,500.00	Shingo Katayama ..... 72	81-78-74-75	308	35,500.00
Chad Campbell ..... T35	75-74-72-72	293	56,500.00				



# 2006 American Express Championship

The Grove, Hertfordshire, England  
September 28-October 1, 2006

Purse: \$7,500,000

Par/Yards: 35-36—71/7,125

LEADERS	First Round	Second Round	Third Round
	<b>Tiger Woods..... 63 (-8)</b>	<b>Tiger Woods..... 127 (-15)</b>	<b>Tiger Woods..... 194 (-19)</b>
	Padraig Harrington ..... 64 (-7)	Stewart Cink ..... 132 (-10)	Adam Scott ..... 200 (-13)
	Ian Poulter..... 64 (-7)	Jim Furyk..... 132 (-10)	Jim Furyk..... 201 (-12)
	Stewart Cink ..... 65 (-6)	David Howell ..... 132 (-10)	Brett Quigley..... 201 (-12)
	Ernie Els ..... 65 (-6)	Padraig Harrington ..... 133 (-9)	Stewart Cink..... 202 (-11)

**CUT:** There was no cut. 60 of the 62 professionals completed 72 holes.



**WEATHER:** Thursday: Cloudy all day with temperatures in the low 60s with very light winds. Friday: Cloudy and cooler with a high of 55. Winds S 12-18 mph with patches of rain in the late afternoon. Saturday: Cloudy and cool with a high of 56. Winds SW 10-15 mph. Sunday: Due to impending threatening weather, players were in threesomes off two tees (9-10:39 a.m.). High temperature was 62. Winds SW 10-15 mph. There were several heavy downpours and two delays due to dangerous situations. Play was suspended from 12:57-3:05 p.m. and 4:12-4:50 p.m. for a total delay of two hours, 46 minutes.

**Winner: Tiger Woods 63-64-67-67 261 \$1,300,000.00**

Tiger Woods ..... 1	63-64-67-67	261	\$1,300,000.00	Angel Cabrera ..... T26	71-70-67-73	281	\$66,666.66
Ian Poulter ..... T2	64-71-68-66	269	610,000.00	Chad Campbell ..... T32	67-70-73-72	282	61,000.00
Adam Scott ..... T2	67-68-65-69	269	610,000.00	K.J. Choi ..... T32	72-66-73-71	282	61,000.00
Jim Furyk ..... 4	67-65-69-69	270	345,000.00	Sergio Garcia ..... T32	69-73-71-69	282	61,000.00
Ernie Els ..... 5	65-70-69-67	271	290,000.00	Louis Oosthuizen ..... T32	71-70-72-69	282	61,000.00
Stuart Appleby ..... T6	71-66-70-66	273	216,666.67	Lee Westwood ..... T32	71-66-73-72	282	61,000.00
Brett Wetterich ..... T6	70-66-69-68	273	216,666.67	J.J. Henry ..... 37	70-70-70-73	283	58,000.00
Luke Donald ..... T6	68-70-67-68	273	216,666.66	Simon Dyson ..... T38	67-69-75-73	284	56,000.00
Trevor Immelman ..... T9	68-68-68-70	274	150,000.00	Rod Pampling ..... T38	70-69-72-73	284	56,000.00
Thongchai Jaidee ..... T9	71-67-71-65	274	150,000.00	Scott Verplank ..... T38	70-68-73-73	284	56,000.00
Brett Quigley ..... T9	70-64-67-73	274	150,000.00	Thomas Bjorn ..... T41	70-71-73-71	285	52,500.00
Arron Oberholser ..... 12	69-72-66-68	275	120,000.00	Colin Montgomerie ..... T41	72-67-69-77	285	52,500.00
Stewart Cink ..... T13	65-67-70-74	276	98,375.00	Rory Sabbatini ..... T41	73-67-73-72	285	52,500.00
Lucas Glover ..... T13	69-68-68-71	276	98,375.00	Charl Schwartzel ..... T41	73-69-70-73	285	52,500.00
David Howell ..... T13	66-66-71-73	276	98,375.00	John Bickerton ..... T45	72-73-75-67	287	49,000.00
Henrik Stenson ..... T13	68-67-68-73	276	98,375.00	Retief Goosen ..... T45	71-70-75-71	287	49,000.00
Padraig Harrington ..... T17	64-69-71-73	277	85,000.00	Zach Johnson ..... T45	70-71-73-73	287	49,000.00
Jose Maria Olazabal ..... T17	70-67-71-69	277	85,000.00	Tim Herron ..... T48	73-69-71-75	288	46,500.00
Carl Pettersson ..... T17	69-70-67-71	277	85,000.00	Tom Pernice, Jr. .... T48	69-70-71-78	288	46,500.00
Jyoti Randhawa ..... T17	66-71-71-69	277	85,000.00	Paul Broadhurst ..... T50	74-72-70-73	289	44,000.00
Robert Karlsson ..... 21	67-76-72-64	279	80,000.00	Tetsuji Hiratsuka ..... T50	73-69-71-76	289	44,000.00
Michael Campbell ..... T22	69-71-69-71	280	75,000.00	Anthony Wall ..... T50	71-76-68-74	289	44,000.00
Chris DiMarco ..... T22	69-70-70-71	280	75,000.00	David Toms ..... 53	73-75-69-73	290	42,000.00
Johan Edfors ..... T22	70-68-71-71	280	75,000.00	Sean O'Hair ..... T54	70-75-71-75	291	40,500.00
Dean Wilson ..... T22	71-70-70-69	280	75,000.00	Thaworn Wiratchant ..... T54	71-71-75-74	291	40,500.00
Bart Bryant ..... T26	70-74-67-70	281	66,666.67	Paul Casey ..... T56	74-75-72-71	292	38,500.00
Tim Clark ..... T26	68-70-73-70	281	66,666.67	Vijay Singh ..... T56	73-75-72-72	292	38,500.00
Darren Clarke ..... T26	68-71-72-70	281	66,666.67	Craig Parry ..... 58	74-74-70-75	293	37,000.00
Nick O'Hern ..... T26	67-69-75-70	281	66,666.67	Gregory Bourdy ..... T59	74-77-71-75	297	35,500.00
Robert Allenby ..... T26	69-73-69-70	281	66,666.66	Toru Taniguchi ..... T59	73-73-76-75	297	35,500.00

# 2005 American Express Championship

**Harding Park Golf Course, San Francisco, CA**  
**October 6-9, 2005**

**Purse: \$7,500,000**

**Par/Yards: 35-35—70/7,086**

LEADERS	First Round	Second Round	Third Round
	Colin Montgomerie..... 64 (-6)	Colin Montgomerie..... 133 (-7)	John Daly..... 201 (-9)
	Olin Browne..... 67 (-3)	John Daly..... 134 (-6)	Colin Montgomerie..... 202 (-8)
	Mark Calcavecchia..... 67 (-3)	David Howell..... 134 (-6)	Sergio Garcia..... 203 (-7)
	Chad Campbell..... 67 (-3)	Angel Cabrera..... 135 (-5)	<b>Tiger Woods..... 203 (-7)</b>
	John Daly..... 67 (-3)	Mark Calcavecchia..... 135 (-5)	Henrik Stenson..... 204 (-6)
	Fred Funk..... 67 (-3)	Fred Funk..... 135 (-5)	
	Sergio Garcia..... 67 (-3)	Jim Furyk..... 135 (-5)	
	David Howell..... 67 (-3)	Sean O'Hair..... 135 (-5)	
	Rod Pampling..... 67 (-3)	<b>Tiger Woods..... 135 (-5)</b>	
	Ian Poulter..... 67 (-3)		
	Vijay Singh..... 67 (-3)		
	<b>Tiger Woods..... 67 (-3)</b>		

**CUT:** There was no cut. 69 of the 71 professionals completed 72 holes.



**WEATHER:** Thursday: Sunny and unseasonably warm, with a high of 73. Cooling temperatures in the afternoon. Winds WNW at 10-15 mph. Friday: Patchy fog in the morning. Cloudy most of the day, with a high of 61. Winds WNW at 10-15 mph. Saturday: Mostly sunny and cool, with a high of 64. Winds WNW at 15 mph, with gusts up to 25 mph. Sunday: Mostly sunny, with temperatures reaching 68. Winds NW at 10-12 mph.

**Winner: Tiger Woods 67-68-68-67 270 \$1,300,000.00**  
*(Won playoff with a par-4 on second extra hole)*

Tiger Woods..... 1	67-68-68-67	270	\$1,300,000.00	Sean O'Hair..... T35	68-67-71-77	283	\$54,500.00
John Daly..... 2	67-67-67-69	270	750,000.00	Olin Browne..... T37	67-74-73-70	284	51,500.00
Henrik Stenson..... T3	70-67-67-68	272	353,666.67	Ben Crane..... T37	70-68-76-70	284	51,500.00
Sergio Garcia..... T3	67-69-67-69	272	353,666.66	Niclas Fasth..... T37	70-70-73-71	284	51,500.00
Colin Montgomerie..... T3	64-69-69-70	272	353,666.66	Peter Lonard..... T37	73-71-69-71	284	51,500.00
David Howell..... T6	67-67-74-67	275	187,500.00	Miguel A. Jimenez..... T41	69-70-73-73	285	48,500.00
Graeme McDowell..... T6	69-70-68-68	275	187,500.00	Rod Pampling..... T41	67-71-76-71	285	48,500.00
Vijay Singh..... T6	67-70-69-69	275	187,500.00	K.J. Choi..... T43	70-71-72-73	286	46,000.00
David Toms..... T6	68-68-70-69	275	187,500.00	Zach Johnson..... T43	68-69-74-75	286	46,000.00
Stephen Ames..... 10	72-64-71-69	276	140,000.00	Simon Yates..... T43	73-68-70-75	286	46,000.00
Stuart Appleby..... T11	71-65-69-72	277	115,000.00	Michael Campbell..... T46	71-68-72-76	287	43,250.00
Luke Donald..... T11	70-71-68-68	277	115,000.00	Stewart Cink..... T46	70-72-75-70	287	43,250.00
Davis Love III..... T11	71-68-71-67	277	115,000.00	Kenneth Ferrie..... T46	74-67-71-75	287	43,250.00
Shigeki Maruyama..... T11	74-69-67-67	277	115,000.00	Justin Leonard..... T46	75-72-71-69	287	43,250.00
Fred Couples..... T15	74-69-66-69	278	87,333.34	Joe Ogilvie..... 50	71-74-68-75	288	42,000.00
Chad Campbell..... T15	67-70-70-71	278	87,333.34	Nick Dougherty..... T51	71-74-72-72	289	40,500.00
Jim Furyk..... T15	68-67-71-72	278	87,333.33	Richard Green..... T51	69-74-76-70	289	40,500.00
Angel Cabrera..... T18	69-66-72-72	279	77,000.00	Jose Maria Olazabal..... T51	72-72-76-69	289	40,500.00
Tim Clark..... T18	69-69-72-69	279	77,000.00	Jyoti Randhawa..... T51	70-70-74-75	289	40,500.00
Stephen Dodd..... T18	70-68-70-71	279	77,000.00	Lee Westwood..... T51	71-75-75-68	289	40,500.00
Bradley Dredge..... T18	69-69-72-69	279	77,000.00	Bart Bryant..... T56	71-76-71-72	290	38,500.00
Ian Poulter..... T18	67-70-72-70	279	77,000.00	Mark Hensby..... T56	72-74-71-73	290	38,500.00
Charl Schwartzel..... T18	72-66-74-67	279	77,000.00	Nick O'Hern..... T56	75-69-71-75	290	38,500.00
Mike Weir..... T18	73-67-70-69	279	77,000.00	Gavin Coles..... 59	71-74-75-71	291	37,500.00
Mark Calcavecchia..... T25	67-68-74-71	280	66,000.00	Thongchai Jaidee..... 60	73-72-73-74	292	37,000.00
Yasuharu Imano..... T25	69-68-72-71	280	66,000.00	Tom Lehman..... 61	73-74-72-74	293	36,500.00
Brandt Jobe..... T25	68-71-71-70	280	66,000.00	Scott Verplank..... T62	72-69-76-77	294	35,750.00
Billy Mayfair..... T25	69-67-73-71	280	66,000.00	Euan Walters..... T62	74-72-75-73	294	35,750.00
Fred Funk..... T29	67-68-75-71	281	60,000.00	Chris DiMarco..... T64	71-75-73-76	295	34,750.00
Phil Mickelson..... T29	71-69-73-68	281	60,000.00	S.K. Ho..... T64	72-77-71-75	295	34,750.00
Adam Scott..... T29	68-70-69-74	281	60,000.00	Ted Purdy..... 66	71-75-75-76	297	34,000.00
Jason Bohn..... T32	70-68-70-74	282	57,000.00	Padraig Harrington..... 67	74-72-80-73	299	33,500.00
Kenny Perry..... T32	76-69-69-68	282	57,000.00	Neil Cheetham..... 68	77-78-72-76	303	33,000.00
Vaughn Taylor..... T32	71-72-66-73	282	57,000.00	Warren Abery..... 69	80-77-75-74	306	32,500.00
Paul McGinley..... T35	73-65-72-73	283	54,500.00				

# 2004 American Express Championship

Mount Juliet Conrad; Thomastown, Co. Kilkenny, Ireland  
September 30-October 3, 2004

Purse: \$6,000,000

Par/Yards: 36-36—72/7,256

LEADERS	First Round	Second Round	Third Round
	Todd Hamilton ..... 66 (-6)	<b>Ernie Els ..... 133 (-11)</b>	<b>Ernie Els ..... 201 (-15)</b>
	Stuart Appleby ..... 67 (-5)	Todd Hamilton ..... 135 (-9)	Thomas Bjorn ..... 203 (-13)
	Luke Donald ..... 67 (-5)	Miguel Angel Jimenez ..... 135 (-9)	Todd Hamilton ..... 204 (-12)
	Steve Flesch ..... 67 (-5)	Justin Leonard ..... 136 (-8)	Padraig Harrington ..... 204 (-12)
	Sergia Garcia ..... 67 (-5)		David Howell ..... 204 (-12)
	Miguel Angel Jimenez ..... 67 (-5)		
	Adam Scott ..... 67 (-5)		
	<b>Ernie Els ..... 69 (T13)</b>		

**CUT:** There was no cut. All 68 professionals completed 72 holes.



**WEATHER:** Due to rain on Wednesday, players were allowed preferred lies all four rounds. Thursday, dry and cool with temperatures in the high 50s. Sunny spells with increased clouds in the late afternoon. Friday, high 50s, breezy and overcast with heavy rains in the morning and occasional showers the rest of the day. Winds gusts up to 25 mph. Occasional patches of sunshine. Saturday, cool and partly cloudy with temperatures reaching 60. Light shower in the early afternoon. On Sunday, players teed off Nos. 1 and 10 in threesomes due to impending threatening weather. Cool and cloudy with steady rain mid-morning. Temperatures in the low 50s.

**Winner: Ernie Els      66-64-68-69      270      \$1,200,000.00**

Ernie Els ..... 1	68-64-68-69	270	\$1,200,000.00	Bob Tway ..... T28	71-70-72-73	286	\$54,625.00
Thomas Bjorn ..... 2	68-69-66-68	271	675,000.00	Stephen Ames ..... T36	73-72-70-72	287	48,000.00
David Howell ..... 3	69-69-66-71	275	450,000.00	Fred Couples ..... T36	73-67-70-77	287	48,000.00
Darren Clarke ..... T4	71-72-65-68	276	308,000.00	Chris DiMarco ..... T36	69-75-70-73	287	48,000.00
Sergio Garcia ..... T4	67-72-67-70	276	308,000.00	Jim Furyk ..... T36	70-70-71-76	287	48,000.00
Retief Goosen ..... T6	68-69-68-72	277	200,000.00	Adam Scott ..... T36	67-74-73-73	287	48,000.00
Todd Hamilton ..... T6	66-69-69-73	277	200,000.00	Thongchai Jaidee ..... T41	71-75-71-71	288	44,500.00
Padraig Harrington ..... T6	69-69-66-73	277	200,000.00	Davis Love III ..... T41	74-69-69-76	288	44,500.00
Tiger Woods ..... 9	68-70-70-70	278	155,000.00	Arjun Atwal ..... T43	71-78-70-70	289	42,000.00
Zach Johnson ..... 10	68-71-69-71	279	135,000.00	Scott Drummond ..... T43	69-71-73-76	289	42,000.00
Luke Donald ..... T11	67-71-71-71	280	112,500.00	Jay Haas ..... T43	72-71-70-76	289	42,000.00
Mark Hensby ..... T11	73-73-69-65	280	112,500.00	Graeme McDowell ..... T43	73-70-75-71	289	42,000.00
Brad Faxon ..... T13	70-68-72-71	281	90,000.00	Peter Senior ..... T43	69-74-74-72	289	42,000.00
David Toms ..... T13	70-74-68-69	281	90,000.00	Desvonde Botes ..... T48	70-72-75-74	291	40,250.00
Lee Westwood ..... T13	68-69-71-73	281	90,000.00	Joakim Haeggman ..... T48	71-71-73-76	291	40,250.00
Stuart Appleby ..... T16	67-74-70-72	283	79,000.00	Chad Campbell ..... T50	70-79-71-72	292	39,000.00
Angel Cabrera ..... T16	69-69-74-71	283	79,000.00	Andrew McLardy ..... T50	73-73-70-76	292	39,000.00
Miguel A. Jimenez ..... T16	67-68-75-73	283	79,000.00	Chris Riley ..... T50	70-75-73-74	292	39,000.00
Jerry Kelly ..... T16	69-73-69-72	283	79,000.00	S.K. Ho ..... 53	71-76-72-74	293	38,000.00
Shigeki Maruyama ..... T16	70-70-73-70	283	79,000.00	Robert Allenby ..... T54	68-74-75-77	294	37,000.00
Paul Casey ..... T21	72-70-71-71	284	72,000.00	Tim Herron ..... T54	73-75-72-74	294	37,000.00
Rory Sabbatini ..... T21	71-70-70-73	284	72,000.00	Scott Verplank ..... T54	71-82-72-69	294	37,000.00
Stewart Cink ..... T23	71-73-67-74	285	65,000.00	K.J. Choi ..... T57	71-76-75-73	295	35,750.00
Steve Flesch ..... T23	67-70-74-74	285	65,000.00	Jean-Francois Remesy ..... T57	72-71-75-77	295	35,750.00
Trevor Immelman ..... T23	71-71-72-71	285	65,000.00	Darren Fichardt ..... T59	76-71-74-75	296	34,250.00
Barry Lane ..... T23	69-72-72-72	285	65,000.00	Charles Howell III ..... T59	74-73-71-78	296	34,250.00
Peter Lonard ..... T23	69-70-70-76	285	65,000.00	Fredrik Jacobson ..... T59	74-76-72-74	296	34,250.00
Alex Cejka ..... T28	70-74-69-73	286	54,625.00	Jonathan Kaye ..... T59	70-73-73-80	296	34,250.00
Carlos Franco ..... T28	69-72-75-70	286	54,625.00	Stephen Leaney ..... 63	73-75-71-78	297	33,000.00
Richard Green ..... T28	72-70-72-72	286	54,625.00	Yong Eun Yang ..... 64	75-76-71-77	299	32,500.00
Justin Leonard ..... T28	68-68-77-73	286	54,625.00	Andre Stolz ..... 65	70-76-75-79	300	32,000.00
Thomas Levet ..... T28	73-71-73-69	286	54,625.00	Michael Campbell ..... 66	74-77-73-80	304	31,500.00
Paul McGinley ..... T28	70-75-71-70	286	54,625.00	Shingo Katayama ..... 67	79-76-76-75	306	31,000.00
Nick O'Hern ..... T28	68-73-75-70	286	54,625.00	Lian-wei Zhang ..... 68	75-77-76-79	307	30,500.00

# 2003 American Express Championship

Capital City Club, Woodstock, GA, Crabapple Course  
October 2-5, 2003

Purse: \$6,000,000

Par/Yards: 35-35—70/7,189

LEADERS	First Round	Second Round	Third Round
	Sergio Garcia..... 65 (-5)	<b>Tiger Woods..... 133 (-7)</b>	<b>Tiger Woods..... 202 (-8)</b>
	Tim Herron..... 66 (-4)	K.J. Choi..... 138 (-2)	Vijay Singh..... 204 (-6)
	Rocco Mediate..... 66 (-4)	Sergio Garcia..... 138 (-2)	Tim Herron..... 205 (-5)
	K.J. Choi..... 67 (-3)	Tim Herron..... 138 (-2)	K.J. Choi..... 206 (-4)
	<b>Tiger Woods..... 67 (-3)</b>	Rocco Mediate..... 138 (-2)	
		Stuart Appleby..... 139 (-1)	

**CUT:** There was no cut. All 72 professionals completed 72 holes.



**WEATHER:** Mostly sunny and breezy on Thursday, with temperatures reaching 67 and NE winds 10-18 mph. Due to an expected frost delay on Friday, tee times were pushed back and players were grouped in threesomes off of one tee. Temperatures in the 40s on Friday but rose to a high of 70. Mostly sunny and windy at times. Partly cloudy and warm on Saturday, with temperatures in the mid 70s. A mix of sun and clouds on Sunday, with temperatures hitting 77.

**Winner: Tiger Woods 67-66-69-72 274 \$1,050,000.00**

Stuart Appleby..... T2	71-68-69-68	276	\$405,000.00	Darren Clarke..... T38	69-82-72-68	291	\$38,500.00
Tim Herron..... T2	66-72-67-71	276	405,000.00	Phil Mickelson..... T38	73-77-70-71	291	38,500.00
Vijay Singh..... T2	70-70-64-72	276	405,000.00	Alastair Forsyth..... T40	71-77-71-73	292	36,250.00
David Toms..... 5	73-72-67-65	277	235,000.00	Fred Funk..... T40	73-74-69-76	292	36,250.00
K.J. Choi..... T6	67-71-68-73	279	182,500.00	Davis Love III..... T40	74-77-70-71	292	36,250.00
Padraig Harrington..... T6	71-73-69-66	279	182,500.00	Adam Scott..... T40	70-73-75-74	292	36,250.00
Paul Casey..... T8	73-71-66-71	281	137,500.00	Trevor Immelman..... T44	70-77-71-75	293	34,250.00
Retief Goosen..... T8	73-69-67-72	281	137,500.00	Shaun Micheel..... T44	72-75-71-75	293	34,250.00
Fred Couples..... T10	71-73-70-68	282	111,250.00	Peter O'Malley..... T44	69-74-70-80	293	34,250.00
Ignacio Garrido..... T10	68-71-69-74	282	111,250.00	Ian Poulter..... T44	73-74-68-78	293	34,250.00
Alex Cejka..... T12	70-76-72-65	283	89,375.00	Arjun Atwal..... T48	76-72-72-74	294	32,500.00
Ernie Els..... T12	71-74-71-67	283	89,375.00	Hennie Otto..... T48	76-73-73-72	294	32,500.00
Jim Furyk..... T12	70-74-69-70	283	89,375.00	Nick Price..... T48	71-73-73-77	294	32,500.00
Sergio Garcia..... T12	65-73-70-75	283	89,375.00	Taichi Teshima..... T51	77-75-70-73	295	31,083.33
Niclas Fasth..... T16	68-76-70-70	284	71,000.00	Colin Montgomerie..... T51	74-75-70-76	295	31,083.33
Brad Faxon..... T16	75-71-66-72	284	71,000.00	Scott Verplank..... T51	75-75-68-77	295	31,083.33
Rocco Mediate..... T16	66-72-73-73	284	71,000.00	Jay Haas..... T54	74-72-75-75	296	30,000.00
Loren Roberts..... T16	69-75-70-70	284	71,000.00	Len Mattiace..... T54	70-74-74-78	296	30,000.00
Jonathan Kaye..... 20	73-69-73-70	285	65,000.00	Craig Parry..... T54	76-72-75-73	296	30,000.00
Robert Allenby..... T21	72-76-73-65	286	60,000.00	Phillip Price..... T54	70-79-72-75	296	30,000.00
Steve Flesch..... T21	71-75-72-68	286	60,000.00	Jyoti Randhawa..... T54	69-77-74-76	296	30,000.00
Charles Howell III..... T21	76-75-65-70	286	60,000.00	Rich Beem..... T59	76-75-73-73	297	28,625.00
Jerry Kelly..... T21	70-72-69-75	286	60,000.00	Chad Campbell..... T59	74-76-73-74	297	28,625.00
Bob Estes..... T25	77-74-68-68	287	53,000.00	Raphael Jacquelin..... T59	77-80-68-72	297	28,625.00
Toshi Izawa..... T25	70-74-72-71	287	53,000.00	Soren Kjeldsen..... T59	70-75-74-78	297	28,625.00
Eduardo Romero..... T25	72-74-68-73	287	53,000.00	J.L. Lewis..... T59	72-74-77-74	297	28,625.00
David Howell..... T28	74-75-71-68	288	46,071.43	Bob Tway..... T59	73-80-70-74	297	28,625.00
Fredrik Jacobson..... T28	75-74-70-69	288	46,071.43	Kirk Triplett..... 65	74-72-70-82	298	27,750.00
Kenny Perry..... T28	70-74-70-74	288	46,071.43	Ben Curtis..... T66	76-76-72-75	299	27,375.00
Chris Riley..... T28	74-73-70-71	288	46,071.43	Thongchai Jaidee..... T66	73-72-72-82	299	27,375.00
Justin Rose..... T28	75-69-74-70	288	46,071.43	Michael Campbell..... T68	82-76-75-67	300	26,875.00
Mike Weir..... T28	69-73-72-74	288	46,071.43	Mark B. Foster..... T68	76-77-73-74	300	26,875.00
Thomas Bjorn..... T28	74-73-67-74	288	46,071.42	Chris DiMarco..... T70	76-74-76-75	301	26,375.00
Brian Davis..... T35	71-77-68-73	289	41,500.00	Scott Hoch..... T70	75-79-75-72	301	26,375.00
Lee Westwood..... T35	72-71-71-75	289	41,500.00	Todd Hamilton..... 72	78-81-72-71	302	26,000.00
Peter Lonard..... 37	75-74-70-71	290	40,000.00				

# 2002 American Express Championship

Mount Juliet Estate; Thomastown, Co. Kilkenny, Ireland  
September 19-22, 2002

Purse: \$5,500,000

Par/Yards: 36-36-72/7,246

LEADERS	First Round	Second Round	Third Round
	<b>Tiger Woods..... 65 (-7)</b>	<b>Tiger Woods..... 130 (-14)</b>	<b>Tiger Woods..... 197 (-19)</b>
	Steve Lowery..... 66 (-6)	Jerry Kelly..... 132 (-12)	Retief Goosen..... 202 (-14)
	David Toms..... 66 (-6)	Steve Lowery..... 133 (-11)	Jerry Kelly..... 202 (-14)
	Chris DiMarco..... 67 (-5)	David Toms..... 133 (-11)	Steve Lowery..... 202 (-14)
	Gary Evans..... 67 (-5)	Retief Goosen..... 134 (-10)	Scott McCarron..... 202 (-14)
	Retief Goosen..... 67 (-5)		Vijay Singh..... 202 (-14)
	Jerry Kelly..... 67 (-5)		David Toms..... 202 (-14)
	Vijay Singh..... 67 (-5)		Rocco Mediate..... 203 (-13)
	Mike Weir..... 67 (-5)		



**CUT:** There was no cut. 64 of the 65 professionals completed 72 holes.

**WEATHER:** Mix of sun and clouds on Thursday with temperatures in the low 60s. More sun on Friday with similar temperatures. Temperatures reaching high 60s on Saturday with sun. Cloudy and a little cooler on Sunday.

**Winner: Tiger Woods 65-65-67-66 263 \$1,000,000**

Retief Goosen..... 2	67-67-68-62	264	\$540,000.00	Jim Furyk..... T33	69-69-69-73	280	\$43,000.00
Vijay Singh..... 3	67-69-66-65	267	367,500.00	Bernhard Langer..... T33	72-68-70-70	280	43,000.00
Jerry Kelly..... T4	67-65-70-66	268	235,000.00	Angel Cabrera..... T36	71-66-73-71	281	40,000.00
David Toms..... T4	66-67-69-66	268	235,000.00	José Coceres..... T36	68-72-71-70	281	40,000.00
Scott McCarron..... 6	71-67-64-67	269	180,000.00	Eduardo Romero..... T36	70-71-70-70	281	40,000.00
Sergio Garcia..... 7	69-69-70-62	270	155,000.00	Søren Hansen..... T39	75-68-65-74	282	37,250.00
David Love III..... 8	69-67-68-67	271	130,000.00	Tom Lehman..... T39	73-72-67-70	282	37,250.00
Michael Campbell..... T9	71-66-71-64	272	111,000.00	Chris Riley..... T39	73-68-70-71	282	37,250.00
Bob Estes..... T9	68-68-69-67	272	111,000.00	Adam Scott..... T39	70-70-69-73	282	37,250.00
Stuart Appleby..... T11	69-66-70-68	273	84,250.00	Paul Azinger..... T43	73-73-71-66	283	35,500.00
Chris DiMarco..... T11	67-69-70-67	273	84,250.00	John Rollins..... T43	73-72-67-71	283	35,500.00
Niclas Fasth..... T11	68-69-72-64	273	84,250.00	Jeff Sluman..... T43	69-69-72-73	283	35,500.00
Justin Leonard..... T11	68-68-69-68	273	84,250.00	David Duval..... T46	71-65-72-76	284	34,000.00
Gary Evans..... T15	67-68-73-66	274	65,000.00	Len Mattiace..... T46	70-73-69-72	284	34,000.00
Steve Lowery..... T15	66-67-69-72	274	65,000.00	Justin Rose..... T46	73-70-72-69	284	34,000.00
Rocco Mediate..... T15	69-67-67-71	274	65,000.00	Rich Beem..... T49	70-69-74-72	285	32,000.00
Nick Price..... T15	68-71-69-66	274	65,000.00	John Cook..... T49	75-71-71-68	285	32,000.00
Scott Verplank..... T15	68-72-68-66	274	65,000.00	Brad Faxon..... T49	70-77-67-71	285	32,000.00
Mike Weir..... T15	67-70-68-69	274	65,000.00	Fred Funk..... T49	69-70-72-74	285	32,000.00
Padraig Harrington..... 21	69-70-67-69	275	58,000.00	Craig Parry..... T49	68-71-74-72	285	32,000.00
Kenny Perry..... 22	68-71-68-69	276	56,000.00	Paul Lawrie..... T54	71-70-74-71	286	30,000.00
Ernie Els..... T23	68-67-72-70	277	52,500.00	Peter Lonard..... T54	71-69-72-74	286	30,000.00
Scott Hoch..... T23	71-68-67-71	277	52,500.00	Carl Pettersson..... T54	72-72-68-74	286	30,000.00
Stephen Leaney..... T23	69-67-71-70	277	52,500.00	Anders Hansen..... T57	71-72-72-74	289	28,500.00
Phil Mickelson..... T23	70-72-71-64	277	52,500.00	Thongchai Jaidee..... T57	72-74-73-70	289	28,500.00
Thomas Björn..... T27	72-68-66-72	278	48,500.00	Peter O'Malley..... T57	75-73-71-70	289	28,500.00
Trevor Immelman..... T27	71-71-67-69	278	48,500.00	Scott Laycock..... 60	74-72-72-72	290	27,500.00
José Maria Olazábal..... T27	68-72-69-69	278	48,500.00	Craig Perks..... 61	74-74-75-68	291	27,000.00
Kevin Sutherland..... T27	69-68-70-71	278	48,500.00	Tim Clark..... 62	74-69-76-73	292	26,500.00
Robert Allenby..... T31	72-70-67-70	279	45,500.00	Darren Clarke..... 63	75-76-70-74	295	26,000.00
Colin Montgomerie..... T31	72-70-69-68	279	45,500.00	Kenichi Kuboya..... 64	77-72-73-76	298	25,500.00
Mark Calcavecchia..... T33	72-70-71-67	280	43,000.00				

# 2001 American Express Championship

**Bellerive Country Club; St. Louis, MO**  
**September 10-16, 2001**

**Purse: \$5,000,000**

**Par/Yards: 36-35-71/7,278**

NOTE: Tournament was canceled on Wednesday, Sept. 12, to give the deserved respect to the victims of the Sept. 11 terrorist tragedies in New York, Washington, D.C. and near Pittsburgh.

## 67 PLAYERS SCHEDULED IN THE FIELD:

Robert Allenby  
Billy Andrade  
Stuart Appleby  
Paul Azinger  
Aaron Baddeley  
Angel Cabrera  
Mark Calcavecchia  
Michael Campbell  
Stewart Cink  
Darren Clarke  
Jose Coceres  
Chris DiMarco  
Joe Durant  
David Duval  
Simon Dyson  
Ernie Els  
Niclas Fasth

Pierre Fulke  
Fred Funk  
Jim Furyk  
Sergio Garcia  
Retief Goosen  
Padraig Harrington  
Dudley Hart  
Scott Hoch  
John Huston  
Miguel Angel Jimenez  
Shingo Katayama  
Jerry Kelly  
Bernhard Langer  
Tom Lehman  
Justin Leonard  
Thomas Levet  
Frank Lickliter II

Peter Lonard  
Davis Love III  
Steve Lowery  
Bob May  
Billy Mayfair  
Scott McCarron  
Paul McGinley  
Mark McNulty  
Rocco Mediate  
Phil Mickelson  
Colin Montgomerie  
Jesper Parnevik  
Kenny Perry  
Ian Poulter  
Nick Price  
Phillip Price  
Adam Scott

Vijay Singh  
Jeff Sluman  
Steve Stricker  
Hal Sutton  
Hidemichi Tanaka  
Toru Taniguchi  
David Toms  
Kirk Triplett  
Bradford Vaughan  
Scott Verplank  
Mike Weir  
Roger Wessels  
Lee Westwood  
Dean Wilson  
Tiger Woods  
Ian Woosnam

# 2000 American Express Championship

Valderrama GC, Sotogrande, Andalucia, Spain  
November 9-12, 2000

Purse: \$5,000,000

Par/Yards: 36-36-72/6,974

LEADERS	First Round	Second Round	Third Round
Nick Price.....	63 (-9)	Nick Price.....	135 (-9)
Padraig Harrington.....	66 (-6)	Hidemichi Tanaka.....	137 (-7)
Andrew Coltart.....	67 (-5)	Padraig Harrington.....	138 (-6)
Scott Hoch.....	67 (-5)	Mark Calcavecchia.....	139 (-5)
<b>Mike Weir.....</b>	<b>68 (-4)</b>	Duffy Waldorf.....	139 (-5)
		<b>Mike Weir.....</b>	<b>143 (T14)</b>
			Hidemichi Tanaka.....
			207 (-9)
			Mark Calcavecchia.....
			208 (-8)
			<b>Mike Weir.....</b>
			<b>208 (-8)</b>
			Nick Price.....
			209 (-7)
			Tiger Woods.....
			209 (-7)

**CUT:** There was no cut. 52 of 55 professionals completed 72 holes.



**WEATHER:** Cool temperatures the entire week. Winds stayed down most of Thursday, allowing for ideal playing conditions; the high temperature was at 60 degrees. Increased winds and overcast conditions all day Friday, with winds reaching 30 mph and high temperatures in the low 60s. Slightly warmer temperatures Saturday, with winds easing later in the afternoon. Calm winds on Sunday, with overcast skies and temperatures reaching the low 70s.

**Winner: Mike Weir 68-75-65-69 277 \$1,000,000.00**

Lee Westwood.....	2	72-72-68-67	279	\$500,000.00	Miguel Angel Jiménez.....	T25	74-73-70-72	289	\$46,500.00
Vijay Singh.....	T3	71-70-71-68	280	287,000.00	Justin Leonard.....	T25	72-74-69-74	289	46,500.00
Duffy Waldorf.....	T3	70-69-72-69	280	287,000.00	Colin Montgomerie.....	T25	75-67-73-74	289	46,500.00
Sergio Garcia.....	T5	69-74-74-64	281	157,500.00	Gary Orr.....	T25	71-74-73-71	289	46,500.00
Padraig Harrington.....	T5	66-72-73-70	281	157,500.00	Eduardo Romero.....	T25	71-72-74-72	289	46,500.00
Nick Price.....	T5	63-72-74-72	281	157,500.00	Nobuhito Sato.....	T25	73-73-72-71	289	46,500.00
Tiger Woods.....	T5	71-69-69-72	281	157,500.00	David Toms.....	T25	70-75-72-72	289	46,500.00
Michael Campbell.....	9	72-71-69-70	282	115,000.00	Retief Goosen.....	T35	69-75-74-72	290	39,500.00
Mark Calcavecchia.....	10	72-67-69-75	283	105,000.00	Bernhard Langer.....	T35	75-69-76-70	290	39,500.00
Steve Flesch.....	T11	71-72-73-68	284	87,166.67	Paul McGinley.....	T35	70-77-70-73	290	39,500.00
Bob May.....	T11	71-69-72-72	284	87,166.67	Naomichi Joe Ozaki.....	T35	72-76-71-71	290	39,500.00
Hidemichi Tanaka.....	T11	71-66-70-77	284	87,166.66	Jeff Maggert.....	39	72-71-75-74	292	37,000.00
José Coceres.....	T14	70-71-74-70	285	68,500.00	Thomas Björn.....	T40	70-77-71-75	293	35,500.00
Kirk Triplett.....	T14	72-73-71-69	285	68,500.00	Darren Fichardt.....	T40	76-80-69-68	293	35,500.00
Chris Perry.....	16	68-72-75-71	286	64,000.00	Pierre Fulke.....	T42	75-77-73-69	294	33,000.00
Angel Cabrera.....	T17	74-74-67-73	288	56,250.00	Mathias Grönberg.....	T42	74-70-79-71	294	33,000.00
Darren Clarke.....	T17	74-70-74-70	288	56,250.00	Peter Senior.....	T42	73-77-72-72	294	33,000.00
Andrew Coltart.....	T17	67-75-74-72	288	56,250.00	Lucas Parsons.....	T45	78-72-75-70	295	30,166.67
Nic Henning.....	T17	69-74-73-72	288	56,250.00	Dennis Paulson.....	T45	75-71-72-77	295	30,166.67
Scott Hoch.....	T17	67-76-71-74	288	56,250.00	Carlos Franco.....	T45	69-77-71-78	295	30,166.66
Franklin Langham.....	T17	68-74-76-70	288	56,250.00	Dudley Hart.....	T48	72-76-73-76	297	28,750.00
José María Olazábal.....	T17	70-76-69-73	288	56,250.00	Scott Verplank.....	T48	71-80-76-70	297	28,750.00
Phillip Price.....	T17	73-72-69-74	288	56,250.00	Shigeki Maruyama.....	T50	71-77-78-72	298	27,750.00
Robert Allenby.....	T25	69-76-73-71	289	46,500.00	Tjaart van der Walt.....	T50	76-73-75-74	298	27,750.00
Stuart Appleby.....	T25	72-76-71-70	289	46,500.00	Kyi Hla Han.....	52	75-74-77-77	303	27,000.00
Chris DiMarco.....	T25	74-74-73-68	289	46,500.00					



# 1999 American Express Championship

**Valderrama GC, Sotogrande, Andalucia, Spain  
November 4-7, 1999**

**Purse: \$5,000,000**

**Par/Yards: 35-36-71/6,830**

LEADERS	First Round	Second Round	Third Round
	Henrik Stenson ..... 67 (-5)	<b>Tiger Woods..... 137 (-7)</b>	<b>Tiger Woods..... 205 (-11)</b>
	Robert Allenby ..... 67 (-5)	Rod Pampling ..... 139 (-5)	Brett Wetterich ..... 209 (-7)
	Thomas Bjorn ..... 68 (-4)	Aaron Baddeley ..... 140 (-4)	Nick O'Hern ..... 210 (-6)
	Aaron Baddeley ..... 69 (-3)	Thomas Bjorn ..... 140 (-4)	
	Charles Howell III ..... 69 (-3)	Ernie Els ..... 140 (-4)	
	Jose Maria Olazabal ..... 69 (-3)	Charles Howell III ..... 140 (-4)	
	<b>Tiger Woods.....71 (T10)</b>	Trevor Immelman ..... 140 (-4)	
		Zach Johnson ..... 140 (-4)	
		Henrik Stenson ..... 140 (-4)	



**CUT:** There was no cut. 61 of 62 professionals completed 72 holes.

**WEATHER:** Overcast, cool and blustery Thursday, with winds off the Mediterranean Sea. Warmer Friday and Saturday, with winds blowing from the opposite direction on Saturday. Beautiful Sunday, with winds gusty at times.

**Winner: Tiger Woods 71-69-70-68 278 \$1,000,000**  
*(Won playoff with birdie-3 on first extra hole)*

Miguel Angel Jiménez ..... 2	72-68-69-69	278	\$400,000.00	Jean Van De Velde ..... T30	72-73-70-76	291	\$37,750.00
Dudley Hart ..... 3	75-68-70-70	283	300,000.00	Mike Weir ..... T30	73-68-72-78	291	37,750.00
Nick Price ..... T4	69-71-70-74	284	176,666.67	Steve Elkington ..... T34	74-72-71-75	292	36,000.00
Lee Westwood ..... T4	73-67-71-73	284	176,666.67	John Huston ..... T34	72-74-72-74	292	36,000.00
Stewart Cink ..... T4	75-65-71-73	284	176,666.66	Jeff Sluman ..... T34	77-70-69-76	292	36,000.00
Fred Funk ..... T7	71-68-74-72	285	135,000.00	Paul Lawrie ..... T37	76-68-76-73	293	34,500.00
Sergio Garcia ..... T7	74-69-69-73	285	135,000.00	Rodney Pampling ..... T37	71-74-69-79	293	34,500.00
Scott Hoch ..... T7	69-70-72-74	285	135,000.00	Bob Tway ..... T37	75-72-71-75	293	34,500.00
Chris Perry ..... T7	70-67-72-76	285	135,000.00	Darren Clarke ..... T40	79-67-71-78	295	32,250.00
Bob Estes ..... T11	69-72-72-73	286	93,000.00	Ernie Els ..... T40	74-75-71-75	295	32,250.00
Jim Furyk ..... T11	68-73-71-74	286	93,000.00	Phil Mickelson ..... T40	69-71-77-78	295	32,250.00
Justin Leonard ..... T11	71-67-72-76	286	93,000.00	Naomichi Joe Ozaki ..... T40	76-71-69-79	295	32,250.00
José Maria Olazábal ..... T11	73-69-69-75	286	93,000.00	Loren Roberts ..... T40	72-72-71-80	295	32,250.00
David Toms ..... T11	72-68-71-75	286	93,000.00	Duffy Waldorf ..... T40	74-77-73-71	295	32,250.00
Tim Herron ..... T16	71-66-75-75	287	70,000.00	Notah Begay III ..... T46	77-71-73-75	296	30,250.00
Davis Love III ..... T16	74-70-73-70	287	70,000.00	Steve Pate ..... T46	72-74-72-78	296	30,250.00
Vijay Singh ..... T16	67-71-75-74	287	70,000.00	Scott Dunlap ..... T48	74-71-75-77	297	28,500.00
Hal Sutton ..... 19	75-66-69-78	288	62,000.00	Carlos Franco ..... T48	75-73-74-75	297	28,500.00
Bob May ..... T20	77-69-74-69	289	52,800.00	Bernhard Langer ..... T48	71-70-80-76	297	28,500.00
Colin Montgomerie ..... T20	70-72-72-75	289	52,800.00	Jeff Maggert ..... T48	70-74-79-74	297	28,500.00
Craig Parry ..... T20	72-73-71-73	289	52,800.00	Ted Tryba ..... T48	77-71-70-79	297	28,500.00
Dennis Paulson ..... T20	76-71-68-74	289	52,800.00	Kazuhiko Hosokawa ..... T53	73-73-72-80	298	27,125.00
Jarmo Sandelin ..... T20	70-74-75-70	289	52,800.00	Robert Karlsson ..... T53	74-68-74-82	298	27,125.00
Angel Cabrera ..... T25	74-74-70-72	290	41,750.00	Alexander Cejka ..... T55	79-76-72-72	299	26,500.00
Retief Goosen ..... T25	75-69-74-72	290	41,750.00	Brent Geiberger ..... T55	75-71-68-85	299	26,500.00
Mark James ..... T25	69-70-74-77	290	41,750.00	Brian Watts ..... T55	75-74-79-71	299	26,500.00
Tom Lehman ..... T25	72-67-71-80	290	41,750.00	Craig A. Spence ..... 58	72-73-75-80	300	26,000.00
Jarrod Moseley ..... T25	76-69-72-73	290	41,750.00	Thomas Björn ..... T59	72-81-74-77	304	25,625.00
Stuart Appleby ..... T30	76-66-74-75	291	37,750.00	David Frost ..... T59	76-73-74-81	304	25,625.00
Padraig Harrington ..... T30	76-74-70-71	291	37,750.00	Richard Kaplan ..... 61	78-75-73-80	306	25,250.00



# Cadillac Championship Records

## Low 72 Holes:

- 261 (23-under) **Tiger Woods** (2006, The Grove)
- 263 (25-under) **Tiger Woods** (2002, Mount Juliet Conrad)
- 264 (24-under) **Retief Goosen** (2002, Mount Juliet Conrad)

## High 72 Holes (by a winner):

- 284 (4-under) **Patrick Reed** (2014, Trump National Doral)

## Low 18 Holes:

- 62 (10-under) **Bubba Watson**, second round (2012, TPC Blue Monster, Trump Doral)
- 62 (10-under) **Sergio Garcia**, final round (2002, Mount Juliet Conrad)
- 62 (10-under) **Retief Goosen**, final round (2002, Mount Juliet Conrad)

## Low 18 Holes at TPC Blue Monster

### (since becoming a World Golf Championships event):

- 62 (10-under) **Bubba Watson**, second round, 2012
- 63 (9-under) **Vijay Singh**, second round, 2008
- 63 (9-under) **Graeme Storm**, third round, 2008
- 63 (9-under) **Steve Stricker**, fourth round, 2008

## Low First 18 Holes:

- 63 (9-under) **Nick Price** (2000, Valderrama Club de Golf)
- 63 (8-under) **Tiger Woods** (2006, The Grove)

## Low Opening 36 Holes:

- 127 (15-under) **Tiger Woods** (63-64) (2006, The Grove)
- 130 (14-under) **Tiger Woods** (65-65) (2002, Mount Juliet Conrad)

## Low Opening 54 Holes:

- 194 (19-under) **Tiger Woods** (63-64-67) (2006, The Grove)
- 197 (19-under) **Tiger Woods** (65-65-67) (2000, Mount Juliet Conrad)

## Low Start by a Winner:

- 63 (8-under) **Tiger Woods** (2006, The Grove)

## High Start by a Winner:

- 71 (even) **Tiger Woods** (1999, Valderrama Club de Golf)
- 71 (even) **Tiger Woods** (2007, Doral Golf & Country Club)

## Low Finish by a Winner:

- 66 (6-under) **Tiger Woods** (2002, Mount Juliet Conrad)
- 66 (6-under) **Ernie Els** (2010, TPC Blue Monster)

## High Finish by a Winner:

- 73 (1-over) **Tiger Woods** (2007, Doral Golf & Country Club)
- 72 (2-over) **Tiger Woods** (2003, Capital City Club)
- 72 (even) **Patrick Reed** (2014, Trump National Doral)

## Largest Margin of Victory:

- 8 strokes **Tiger Woods** (2006, The Grove)
- 4 strokes **Ernie Els** (2010, TPC Blue Monster)

## Largest 18-Hole Lead:

- 3 strokes **Nick Price** (2000, Valderrama Club de Golf)
- 3 strokes **Colin Montgomerie** (2005 Harding Park Golf Course)

## Largest 36-Hole Lead:

- 5 strokes **Tiger Woods** (2006, The Grove)
- 5 strokes **Tiger Woods** (2003, Capital City Club)

## Largest 54-Hole Lead:

- 6 strokes **Tiger Woods** (2006, The Grove)
- 5 strokes **Tiger Woods** (2002, Mount Juliet Conrad)

## Largest final-round comeback:

- 3 strokes: **Justin Rose** (2012, TPC Blue Monster, Trump Doral)

## Holes-in-One (7):

- Colin Montgomerie** (No. 12), second round (2000, Valderrama Club de Golf)
- Angel Cabrera** (No. 6), third round (2000, Valderrama Club de Golf)
- Thongchai Jaidee** (No. 11), second round (2004, Mount Juliet Conrad)
- Tom Lehman** (No. 11), third round (2005, Harding Park Golf Course)
- Richard Green** (No. 11), first round (2005, Harding Park Golf Course)
- Robert Allenby** (No. 13), second round (2010, TPC Blue Monster at Doral Resort & Spa)
- Paul Casey** (No. 15), final round (2012, TPC Blue Monster at Doral Resort & Spa)

## Wire-to-Wire Winner (2):

- Tiger Woods** (2006, The Grove)
- Tiger Woods** (2002, Mount Juliet Conrad)

## Playoffs (2):

- Tiger Woods** def. **Miguel Angel Jimenez** with a birdie on the first extra hole (1999, Valderrama Club de Golf)
- Tiger Woods** def. **John Daly** with a par on the second extra hole (2005, Harding Park Golf Course)

## Oldest winner:

- Ernie Els**, 2010, 40 years, 4 months, 25 days

## Youngest winner:

- Tiger Woods**, 1999, 23 years, 10 months, 8 days
- Patrick Reed**, 2014, 23 years, 7 months, 4 days

## Scoring Averages at a Glance (2007-2014)

Hole	1	2	3	4	5	6	7	8	9	10	11	12	13	14	15	16	17	18
Par	5	4	4	3	4	4	4	5	3	5	4	5	3	4	3	4	4	4
<b>2007</b>	4.419	3.914	4.567	3.113	4.113	4.120	3.993	4.904	3.065	4.821	4.014	5.058	3.344	3.979	3.021	3.866	4.062	4.625
<b>2008</b>	4.361	3.891	4.227	3.259	3.853	3.990	3.987	4.652	3.003	4.776	4.000	4.748	3.297	4.016	2.955	3.834	3.891	4.297
<b>2009</b>	4.196	3.795	4.183	3.356	3.817	4.136	3.890	4.833	3.047	4.546	3.946	4.584	3.252	4.003	3.016	3.773	4.063	4.479
<b>2010</b>	4.360	4.022	4.048	3.294	3.790	4.011	4.162	4.680	3.033	4.710	3.974	4.658	3.169	4.165	3.040	3.882	4.026	4.210
<b>2011</b>	4.420	4.038	4.254	3.148	3.841	4.015	4.064	4.633	3.042	4.727	3.981	4.807	3.307	4.034	3.011	3.867	3.977	4.311
<b>2012</b>	4.160	3.901	4.294	3.208	3.833	4.099	3.911	4.819	2.942	4.628	4.099	4.744	3.150	3.962	2.973	3.805	4.068	4.539
<b>2013</b>	4.412	4.012	4.242	3.165	3.900	4.031	4.038	4.627	3.015	4.712	3.981	4.819	3.208	4.050	2.981	3.796	3.985	4.381
<b>2014</b>	4.768	4.166	4.232	3.339	4.018	4.070	4.417	4.727	3.251	5.033	4.033	4.790	3.277	4.387	3.085	3.827	4.089	4.343

<b>Eagles</b>	123	3	0	0	1	2	1	32	0	38	5	14	1	0	1	5	1	0
<b>Birdies</b>	1264	428	250	185	511	301	346	788	286	820	329	704	129	301	319	632	385	173
<b>Pars</b>	802	1526	1381	1512	1511	1562	1524	1242	1643	1187	1611	1367	1485	1570	1640	1413	1497	1277
<b>Bogeys</b>	87	305	501	463	244	391	360	186	316	184	325	179	628	363	302	210	365	602
<b>Doubles</b>	5	17	122	103	13	23	45	31	30	43	11	15	38	43	18	18	32	202
<b>Triple+</b>	0	2	27	18	1	2	5	2	6	9	0	2	0	4	1	3	1	27

## 8-Year Ranking of Holes at Trump National Doral

Hole	Rank	Stroke Average	+/-
1	18	4.387	-.613
2	12	3.967	-.033
3	2	4.255	+.255
4	4	3.235	+.235
5	13	3.895	-.105
6	6	4.059	+.059
7	7	4.057	+.057
8	17	4.734	-.266
9	8	3.049	+.049
10	16	4.744	-.256
11	11	4.003	+.003
12	15	4.776	-.224
13	3	3.250	+.250
14	5	4.074	+.074
15	10	3.010	+.010
16	14	3.831	-.169
17	9	4.020	+.020
18	1	4.398	+.398

# Blue Monster at Trump National Doral Records

## Low 72 Holes:

264 (24-under) **Tiger Woods** (2005)  
265 (23-under) **Jim Furyk** (2000)  
265 (23-under) **Greg Norman** (1993)

## High 72 Holes (by a winner):

284 (4-under) **Patrick Reed** (2014)  
284 (4-under) **Mark McCumber** (1985)

## Low 18 Holes:

61 (11-under) **Stephen Ames**, second round (2000)  
62 (10-under) **Bubba Watson**, second round (2012)  
62 (10-under) **Mike Weir**, first round (2001)  
62 (10-under) **Greg Norman**, second round (1993)  
62 (10-under) **Greg Norman**, fourth round (1990)

## Low 9 Holes:

29 (7-under) **Tom Kite**, front nine, third round (1979)  
29 (7-under) **Tom Kite**, front nine, third round (1974)

## Low First 18 Holes:

62 (10-under) **Mike Weir**, first round (2001)

## Low Opening 36 Holes:

129 (66-63, 15-under) **Franklin Langham** (2000)  
130 (64-66, 14-under) **Phil Mickelson** (2005)  
130 (64-66, 14-under) **Stewart Cink** (2001)

## Low Opening 54 Holes:

195 (65-68-62, 21-under) **Greg Norman** (1993)  
196 (64-66-66, 20-under) **Phil Mickelson** (2005)  
197 (66-63-68, 19-under) **Franklin Langham** (2000)

## Low Start by a Winner:

64 (8-under) **Tiger Woods** (2006)  
64 (8-under) **Lee Trevino** (1973)

## High Start by a Winner:

76 (4-over) **Dan Sikes** (1963)

## Low Finish by a Winner:

62 (8-under) **Greg Norman** (1990)

## High Finish by a Winner:

73 (1-over) **Tiger Woods** (2007)  
72 (even) **Gardner Dickinson** (1968)  
72 (even) **Andy Bean** (1977)  
72 (even) **Mark McCumber** (1979)  
72 (even) **Bill Glasson** (1989)  
72 (even) **Rocco Mediate** (1991)  
72 (even) **Ernie Els** (2002)  
72 (even) **Patrick Reed** (2014)

## Largest Margin of Victory:

6 strokes **Hubert Green** (1976)

## Largest 18-Hole Lead:

2 strokes **Mike Weir** (2001)  
2 strokes **Mark Calcavecchia** (1989)  
2 strokes **Ed Fiori** (1978)  
2 strokes **Dave Marr, Jack McGowan** (1970)  
2 strokes **Gardner Dickinson** (1968)  
2 strokes **Doug Sanders** (1965)

## Largest 36-Hole Lead:

4 strokes **Lee Trevino** (1973)

## Largest 54-Hole Lead:

4 strokes **Geoff Ogilvy** (2008), **Tiger Woods** (2007),  
**Hubert Green** (1976), **Lee Trevino** (1973)

## Playoffs (6):

**Craig Parry** def. **Scott Verplank** with an eagle on the first playoff hole (2004)

**Scott Hoch** def. **Jim Furyk** with a birdie on the third playoff hole (2003)

**Rocco Mediate** def. **Curtis Strange** with a birdie on the first playoff hole (1991)

**Greg Norman** def. **Paul Azinger, Mark Calcavecchia** and **Tim Simpson** with an eagle on the first playoff hole (1990)

**Andy Bean** def. **Hubert Green** with a birdie on the fourth playoff hole (1986)

**Raymond Floyd** def. **Jack Nicklaus** with a birdie on the second playoff hole (1980)

## History at a Glance

Final Round	Winner	Score	Runner(s)-up	Location	Par/Yards	Purse	First Place
11/7/1999	Tiger Woods	278	Miguel A. Jimenez	Valderrama Golf Club	71/6,830	\$5,000,000	\$1,000,000
11/12/2000	Mike Weir	277	Lee Westwood	Valderrama Golf Club	72/6,974	5,000,000	1,000,000
9/22/2002	Tiger Woods	263	Retief Goosen	Mount Juliet	72/7,246	5,500,000	1,000,000
10/5/2003	Tiger Woods	274	Stuart Appleby	Capital City Club - Crabapple	70/7,189	6,000,000	1,050,000
			Tim Herron				
			Vijay Singh				
10/3/2004	Ernie Els	270	Thomas Bjorn	Mount Juliet	72/7,256	7,000,000	1,200,000
10/9/2005	Tiger Woods	270	John Daly	Harding Park Golf Course	70/7,086	7,500,000	1,300,000
10/1/2006	Tiger Woods	261	Ian Poulter	The Grove	71/7,125	7,500,000	1,300,000
			Adam Scott				
3/25/2007	Tiger Woods	278	Brett Wetterich	Doral Golf Resort & Spa	72/7,266	8,000,000	1,350,000
3/23/2008	Geoff Ogilvy	271	Jim Furyk	Doral Golf Resort & Spa	72/7,266	8,000,000	1,350,000
			Retief Goosen				
			Vijay Singh				
3/15/2009	Phil Mickelson	269	Nick Watney	Doral Golf Resort & Spa	72/7,266	8,500,000	1,400,000
3/14/2010	Ernie Els	270	Charl Schwartzel	TPC Blue Monster at Doral	72/7,334	8,500,000	1,400,000
3/13/2011	Nick Watney	272	Dustin Johnson	TPC Blue Monster at Doral	72/7,334	8,500,000	1,400,000
3/11/2012	Justin Rose	272	Bubba Watson	TPC Blue Monster at Doral	72/7,334	8,500,000	1,400,000
3/10/2013	Tiger Woods	269	Steve Stricker	TPC Blue Monster at Doral	72/7,334	8,750,000	1,500,000
3/9/2014	Patrick Reed	284	Jamie Donaldson	Trump National Doral	72/7,481	9,000,000	1,530,000
			Bubba Watson				

# 2014 Cadillac Championship Hole-by-Hole Summary

## Blue Monster at Trump National Doral

Rank	Hole	Par	Average Yardage	Average Score	Average Over Under-par	Eagles	Birdies	Pars	Bogeys	Doubles
17	1	5	572	4.768	.232-	2	97	136	34	2
8	2	4	448	4.166	.166		29	176	59	6
7	3	4	436	4.232	.232		35	159	59	15
4	* 4	3	203	3.339	.339		17	173	56	22
14	5	4	421	4.018	.018		38	192	39	2
11	6	4	432	4.070	.070		41	176	49	4
1	* 7	4	471	4.417	.417	1	22	145	71	30
18	8	5	549	4.727	.273-	8	103	123	30	6
6	9	3	200	3.251	.251		19	178	63	10
12	10	5	614	5.033	.033	1	58	170	22	17
12	11	4	422	4.033	.033		45	175	48	3
16	12	5	601	4.790	.210-	1	80	168	19	3
5	13	3	238	3.277	.277		22	162	77	10
2	*14	4	484	4.387	.387		14	161	77	16
10	15	3	153	3.085	.085		38	183	41	8
15	16	4	341	3.827	.173-	3	85	147	30	4
9	17	4	425	4.089	.089		33	184	51	3
3	*18	4	471	4.343	.343		19	163	68	19
<b>TOTALS:</b>		<b>72</b>	<b>7481</b>	<b>73.852</b>	<b>1.852</b>	<b>16</b>	<b>795</b>	<b>2971</b>	<b>893</b>	<b>180</b>

\* in Top 2014 50 Toughest Holes

## Scoring Recap

	ROUND 1	ROUND 2	ROUND 3	ROUND 4	TOTAL
Rounds below 70	7		9	9	25
Rounds below par	14	3	27	19	63
Rounds par & below	22	7	33	27	89
Rounds at even par	8	4	6	8	26
Rounds over par	46	61	35	40	182
Rounds 80 & over	4	5			9

## Top-10 Finishes

12 Tiger Woods 1999 (1), 2000 (T5), 2002 (1), 2003 (1), 2004 (9), 2005 (1), 2006 (1), 2007 (1), 2008 (T5), 2009 (T9), 2011 (T10), 2013 (1)

7 Sergio Garcia 1999 (T7), 2000 (T5), 2002 (7), 2004 (T4), 2005 (T3), 2007 (T3), 2013 (T3)

5 Vijay Singh 2000 (T3), 2002 (3), 2003 (T2), 2005 (T6), 2008 (T2)  
Padraig Harrington 2000 (T5), 2003 (T6), 2004 (T6), 2010 (T3), 2011 (T10)

4 Retief Goosen 2002 (2), 2003 (T8), 2004 (T6), 2008 (T2)  
Adam Scott 2006 (T2), 2008 (T9), 2011 (T6), 2013 (T3)

3 Paul Casey 2003 (T8), 2007 (T9), 2010 (T6)  
Luke Donald 2006 (T6), 2011 (T6), 2012 (T6)  
Ernie Els 2004 (1), 2006 (5), 2010 (1)  
Jim Furyk 2006 (4), 2008 (T2), 2009 (3)  
Zach Johnson 2004 (10), 2007 (T9), 2008 (T9)  
Matt Kuchar 2010 (T3), 2011 (5), 2012 (T8)  
Graeme McDowell 2005 (T6), 2010 (T6), 2014 (T9)  
David Toms 2002 (T4), 2003 (5), 2005 (T6)  
Rory McIlroy 2011 (T10), 2012 (3), 2013 (T8)  
Charl Schwartzel 2010 (2), 2012 (T4), 2014 (T9)  
Steve Stricker 2008 (T6), 2012 (T8), 2013 (2)

2 Stuart Appleby 2003 (T2), 2006 (T6)  
Bill Haas 2010 (T6), 2014 (T6)  
David Howell 2004 (3), 2005 (T6)  
Thongchai Jaidee 2006 (T9), 2014 (T6)  
Dustin Johnson 2011 (2), 2014 (T4)  
Hunter Mahan 2011 (9), 2014 (T9)  
Geoff Ogilvy 2007 (T3), 2008 (1)  
Nick O'Hern 2007 (T6), 2008 (T6)  
Nick Price 1999 (T4), 2000 (T5)  
Nick Watney 2009 (2), 2011 (1)

Lee Westwood 1999 (T4), 2000 (2)  
Brett Wetterich 2006 (T6), 2007 (2)  
Keegan Bradley 2012 (T8), 2013 (7)  
Peter Hanson 2012 (T4), 2013 (T8)  
Phil Mickelson 2009 (1), 2013 (T3)  
Justin Rose 2012 (1), 2013 (T8)  
Bubba Watson 2012 (2), 2014 (T2)

1 Thomas Aiken 2009 (T7)  
Robert Allenby 2007 (T3)  
Stephen Ames 2005 (10)  
Aaron Baddeley 2007 (T6)  
Thomas Bjorn 2004 (2)  
Jonathan Byrd 2011 (T10)  
Mark Calcavecchia 2000 (10)  
K.J. Choi 2003 (T6)  
Stewart Cink 1999 (T4)  
Darren Clarke 2004 (T4)  
Fred Couples 2003 (T10)  
John Daly 2005 (2)  
Jamie Donaldson 2014 (T2)  
Jason Dufner 2014 (T9)  
Bob Estes 2002 (T9)  
Niclas Fasth 2007 (T6)  
Rickie Fowler 2011 (8)  
Fred Funk 1999 (T7)  
Stephen Gallacher 2014 (T6)  
Ignacio Garrido 2003 (T10)  
Todd Hamilton 2004 (T6)  
Anders Hansen 2011 (T3)  
Dudley Hart 1999 (3)  
Tim Herron 2003 (T2)  
Scott Hoch 1999 (T7)  
Trevor Immelman 2006 (T9)  
Miguel Angel Jimenez 1999 (2)  
Martin Kaymer 2010 (T3)  
Jerry Kelly 2002 (T4)  
Soren Kjeldsen 2009 (T7)  
Martin Laird 2011 (T10)  
Justin Leonard 2009 (T9)

## Top-10 Finishes

Davis Love III	2002 (8)
Scott McCarron	2002 (6)
Francesco Molinari	2011 (T3)
Colin Montgomerie	2005 (T3)
Rod Pampling	2009 (T9)
Chris Perry	1999 (T7)
Kenny Perry	2009 (T9)
Ian Poulter	2006 (T2)
Alistair Presnell	2010 (T6)
Brett Quigley	2006 (T9)
Alvaro Quiros	2010 (T6)
Patrick Reed	2014 (1)
John Senden	2012 (T6)
Jeev Milkha Singh	2009 (4)
Henrik Stenson	2005 (T3)
Richard Sterne	2014 (T4)
Graeme Storm	2008 (T6)
Michael Thompson	2013 (T8)
Bo Van Pelt	2012 (T8)
Camilo Villegas	2009 (T5)
Duffy Waldorf	2000 (T3)
Mike Weir	2000 (1)
Oliver Wilson	2009 (T5)

# Cadillac Championship Individual Player Records

## Abery, Warren (76.50)

Year	1st	2nd	3rd	4th	Total	Finish	Money
2005	80	77	75	74	306	69	\$32,500.00

## Aiken, Thomas (70.38)

Year	1st	2nd	3rd	4th	Total	Finish	Money
2009	74	66	71	65	276	T7	\$192,500.00
2011	68	75	74	70	287	T35	65,500.00
<b>Total</b>							<b>\$258,000.00</b>

## Allenby, Robert (70.80)

Year	1st	2nd	3rd	4th	Total	Finish	Money
2000	69	76	73	71	289	T25	\$46,500.00
2002	72	70	67	70	279	T31	45,500.00
2003	72	76	73	65	286	T21	60,000.00
2004	68	74	75	77	294	T54	37,000.00
2006	69	73	69	70	281	T26	66,666.66
2007	67	74	74	67	282	T3	378,333.34
2008	69	75	66	70	280	T20	75,000.00
2009	69	71	72	69	281	T28	72,000.00
2010	68	67	71	73	279	T11	126,666.66
2011	72	72	69	68	281	T15	100,000.00
<b>Total</b>							<b>\$1,007,666.66</b>

## Ames, Stephen (70.95)

Year	1st	2nd	3rd	4th	Total	Finish	Money
2004	73	72	70	72	287	T36	\$48,000.00
2005	72	64	71	69	276	10	140,000.00
2006	73				73	W/D	
2007	74	70	74	73	291	T28	66,500.00
2008	73	68	68	70	279	T15	86,700.00
2009	72	70	71	71	284	T40	58,500.00
<b>Total</b>							<b>\$399,700.00</b>

## Aphibarnrat, Kiradech (78.50)

Year	1st	2nd	3rd	4th	Total	Finish	Money
2014	74	82	79	79	314	67	\$45,000.00

## Appleby, Stuart (70.68)

Year	1st	2nd	3rd	4th	Total	Finish	Money
1999	76	66	74	75	291	T30	\$37,750.00
2000	72	76	71	70	289	T25	46,500.00
2002	69	66	70	68	273	T11	84,250.00
2003	71	68	69	68	276	T2	405,000.00
2004	67	74	70	72	283	T16	79,000.00
2005	71	65	69	72	277	T11	115,000.00
2006	71	66	70	66	273	T6	216,666.67
2007	79	72	71	71	293	T35	56,500.00
2008	73	71	68	71	283	T34	57,500.00
2009	71	71	69	78	289	T61	39,550.00
<b>Total</b>							<b>\$1,137,716.67</b>

## Atwal, Arjun (72.88)

Year	1st	2nd	3rd	4th	Total	Finish	Money
2003	76	72	72	74	294	T48	\$32,500.00
2004	71	78	70	70	289	T43	42,000.00
<b>Total</b>							<b>\$74,500.00</b>

## Austin, Woody (71.25)

Year	1st	2nd	3rd	4th	Total	Finish	Money
2008	70	70	74	71	285	T44	\$48,875.00

## Azinger, Paul (70.75)

Year	1st	2nd	3rd	4th	Total	Finish	Money
2002	73	73	71	66	283	T43	\$35,500.00

## Baddeley, Aaron (70.59)

Year	1st	2nd	3rd	4th	Total	Finish	Money
2007	69	71	71	72	283	T6	\$212,500.00
2008	69	74	70	66	279	T15	86,700.00
2009	75				75	DQ	
2011	72	66	73	74	285	T28	73,000.00
2012	69	74	68	67	278	12	120,000.00
<b>Total</b>							<b>\$492,200.00</b>

## Bae, Sang-Moon (74.75)

Year	1st	2nd	3rd	4th	Total	Finish	Money
2012	79	76	73	71	299	71	\$37,750.00

## Baird, Briny (70.50)

Year	1st	2nd	3rd	4th	Total	Finish	Money
2009	70	68	71	73	282	T31	\$68,500.00

## Beem, Rich (72.75)

Year	1st	2nd	3rd	4th	Total	Finish	Money
2002	70	69	74	72	285	T49	\$32,000.00
2003	76	75	73	73	297	T59	28,625.00
<b>Total</b>							<b>\$60,625.00</b>

## Begay III, Notah (74.00)

Year	1st	2nd	3rd	4th	Total	Finish	Money
1999	77	71	73	75	296	T46	\$30,250.00

## Bickerton, John (72.75)

Year	1st	2nd	3rd	4th	Total	Finish	Money
2006	72	73	75	67	287	T45	\$49,000.00
2007	77	72	74	72	295	T50	45,000.00
<b>Total</b>							<b>\$94,000.00</b>

## Bjorn, Thomas (71.60)

Year	1st	2nd	3rd	4th	Total	Finish	Money
1999	72	81	74	77	304	T59	\$25,625.00
2000	70	77	71	75	293	T40	35,500.00
2002	72	68	66	72	278	T27	48,500.00
2003	74	73	67	74	288	T28	46,071.42
2004	68	69	66	68	271	2	675,000.00
2005	71	67	74		212	W/D	
2006	70	71	73	71	285	T41	52,500.00
2007	68	72	71	74	285	T11	111,000.00
2011	71	73	70	71	285	T28	73,000.00
2012	68	68	75	71	282	T24	76,000.00
2014	75	75	73	73	296	T44	60,500.00
<b>Total</b>							<b>\$1,203,696.42</b>

## Blixt, Jonas (73.00)

Year	1st	2nd	3rd	4th	Total	Finish	Money
2014	79	72	75	66	292	T16	\$90,666.67

## Bohn, Jason (70.50)

Year	1st	2nd	3rd	4th	Total	Finish	Money
2005	70	68	70	74	282	T32	\$57,000.00

## Botes, Desvonde (72.75)

Year	1st	2nd	3rd	4th	Total	Finish	Money
2004	70	72	75	74	291	T48	\$40,250.00

## Bourdy, Gregory (74.25)

Year	1st	2nd	3rd	4th	Total	Finish	Money
2006	74	77	71	75	297	T59	\$35,500.00

## Bradley, Keegan (71.00)

Year	1st	2nd	3rd	4th	Total	Finish	Money
2012	69	67	66	75	277	T8	\$165,000.00
2013	68	68	69	71	276	7	240,000.00
2014	74	76	75	74	299	T50	54,500.00
<b>Total</b>							<b>\$459,500.00</b>

## Broadhurst, Paul (72.88)

Year	1st	2nd	3rd	4th	Total	Finish	Money
2006	74	72	70	73	289	T50	\$44,000.00
2007	73	71	73	77	294	T45	49,000.00
<b>Total</b>							<b>\$93,000.00</b>

## Brown, Mark (72.75)

Year	1st	2nd	3rd	4th	Total	Finish	Money
2008	73	74	76	74	297	76	\$35,750.00
2009	73	71	68	73	285	T46	52,000.00
<b>Total</b>							<b>\$87,750.00</b>

## Browne, Olin (71.00)

Year	1st	2nd	3rd	4th	Total	Finish	Money
2005	67	74	73	70	284	T37	\$51,500.00

## Bryant, Bart (72.00)

Year	1st	2nd	3rd	4th	Total	Finish	Money
2005	71	76	71	72	290	T56	\$38,500.00
2006	70	74	67	70	281	T26	66,666.67
2007	71	73	75	74	293	T35	56,500.00
<b>Total</b>							<b>\$161,666.67</b>





# Cadillac Championship Individual Player Records

## Coles, Gavin (72.75)

Year	1st	2nd	3rd	4th	Total	Finish	Money
2005	71	74	75	71	291	59	\$37,500.00

## Colsaerts, Nicolas (70.63)

Year	1st	2nd	3rd	4th	Total	Finish	Money
2012	73	70	70	71	284	T35	\$60,500.00
2013	71	71	67	72	281	T18	93,000.00
<b>Total</b>							<b>\$153,500.00</b>

## Coltart, Andrew (72.00)

Year	1st	2nd	3rd	4th	Total	Finish	Money
2000	67	75	74	72	288	T17	\$56,250.00

## Cook, John (71.25)

Year	1st	2nd	3rd	4th	Total	Finish	Money
2002	75	71	71	68	285	T49	\$32,000.00

## Couples, Fred (70.58)

Year	1st	2nd	3rd	4th	Total	Finish	Money
2003	71	73	70	68	282	T10	\$111,250.00
2004	73	67	70	77	287	T36	48,000.00
2005	74	69	66	69	278	T15	87,333.34
<b>Total</b>							<b>\$246,583.34</b>

## Crane, Ben (71.69)

Year	1st	2nd	3rd	4th	Total	Finish	Money
2005	70	68	76	70	284	T37	\$51,500.00
2006	74				74	W/D	
2010	74	73	69	70	286	T37	62,500.00
2012	73	71	73	71	288	T51	46,875.00
<b>Total</b>							<b>\$160,875.00</b>

## Curtis, Ben (73.08)

Year	1st	2nd	3rd	4th	Total	Finish	Money
2003	76	76	72	75	299	T66	\$27,375.00
2007	76	75	69	77	297	T58	41,500.00
2009	71	69	71	70	281	T28	72,000.00
<b>Total</b>							<b>\$140,875.00</b>

## Daly, John (67.50)

Year	1st	2nd	3rd	4th	Total	Finish	Money
2005	67	67	67	69	270	2	\$750,000.00

## Davies, Rhys (73.75)

Year	1st	2nd	3rd	4th	Total	Finish	Money
2011	73	76	72	74	295	T61	\$41,500.00

## Davis, Brian (72.25)

Year	1st	2nd	3rd	4th	Total	Finish	Money
2003	71	77	68	73	289	T35	\$41,500.00

## Day, Glen (75.33)

Year	1st	2nd	3rd	4th	Total	Finish	Money
1999	78	67	81		226	DQ	

## Day, Jason (71.42)

Year	1st	2nd	3rd	4th	Total	Finish	Money
2011	71	76	71	72	290	T45	\$55,500.00
2012	73	67	70	71	281	T20	85,000.00
2013	74	66	75	71	286	T33	71,500.00
<b>Total</b>							<b>\$212,000.00</b>

## de Jonge, Brendon (75.25)

Year	1st	2nd	3rd	4th	Total	Finish	Money
2014	76	79	74	72	301	T54	\$51,000.00

## DeLaet, Graham (73.50)

Year	1st	2nd	3rd	4th	Total	Finish	Money
2014	78	72	70	74	294	T34	\$68,500.00

## DiMarco, Chris (72.04)

Year	1st	2nd	3rd	4th	Total	Finish	Money
2000	74	74	73	68	289	T25	\$46,500.00
2002	67	69	70	67	273	T11	84,250.00
2003	76	74	76	75	301	T70	26,375.00
2004	69	75	70	73	287	T36	48,000.00
2005	71	75	73	76	295	T64	34,750.00
2006	69	70	70	71	280	T22	75,000.00
2007	76	72	69	75	292	T32	63,000.00
<b>Total</b>							<b>\$377,875.00</b>

## Dodd, Stephen (69.75)

Year	1st	2nd	3rd	4th	Total	Finish	Money
2005	70	68	70	71	279	T18	\$77,000.00

## Donaldson, Jamie (73.00)

Year	1st	2nd	3rd	4th	Total	Finish	Money
2013	72	77	76	74	299	T63	\$46,250.00
2014	74	70	71	70	285	T2	753,000.00
<b>Total</b>							<b>\$799,250.00</b>

## Donald, Luke (70.41)

Year	1st	2nd	3rd	4th	Total	Finish	Money
2004	67	71	71	71	280	T11	\$112,500.00
2005	70	71	68	68	277	T11	115,000.00
2006	68	70	67	68	273	T6	216,666.66
2007	74	70	75	71	290	T26	69,500.00
2008	68	72	70	70	280	T20	75,000.00
2009	69	70	68	72	279	T20	80,142.86
2010	70	75	69	70	284	T26	75,500.00
2011	67	72	66	72	277	T6	271,000.00
2012	70	68	69	69	276	T6	260,000.00
2013	70	76	71	72	289	T43	60,500.00
2014	70	82	72	69	293	T25	76,000.00
<b>Total</b>							<b>\$1,411,809.52</b>

## Dougherty, Nick (72.00)

Year	1st	2nd	3rd	4th	Total	Finish	Money
2005	71	74	72	72	289	T51	\$40,500.00
2008	70	73	71	73	287	T51	44,750.00
<b>Total</b>							<b>\$85,250.00</b>

## Dredge, Bradley (69.75)

Year	1st	2nd	3rd	4th	Total	Finish	Money
2005	69	69	72	69	279	T18	\$77,000.00

## Drummond, Scott (72.25)

Year	1st	2nd	3rd	4th	Total	Finish	Money
2004	69	71	73	76	289	T43	\$42,000.00

## Dubuisson, Victor (76.50)

Year	1st	2nd	3rd	4th	Total	Finish	Money
2014	72	81	75	78	306	T62	\$47,000.00

## Dufner, Jason (70.88)

Year	1st	2nd	3rd	4th	Total	Finish	Money
2010	73	69	75	65	282	T18	\$89,000.00
2012	66	72	73	72	283	T29	67,500.00
2013	69	69	69	72	279	T12	113,750.00
2014	69	77	68	76	290	T9	151,250.00
<b>Total</b>							<b>\$421,500.00</b>

## Duke, Ken (71.00)

Year	1st	2nd	3rd	4th	Total	Finish	Money
2009	71	75	67	71	284	T40	\$58,500.00

## Dunlap, Scott (74.25)

Year	1st	2nd	3rd	4th	Total	Finish	Money
1999	74	71	75	77	297	T48	\$28,500.00

## Durant, Joe (75.25)

Year	1st	2nd	3rd	4th	Total	Finish	Money
2007	73	73	77	78	301	T65	\$38,000.00

## Duval, David (71.00)

Year	1st	2nd	3rd	4th	Total	Finish	Money
2002	71	65	72	76	284	T46	\$34,000.00

## Dyson, Simon (72.67)

Year	1st	2nd	3rd	4th	Total	Finish	Money
2006	67	69	75	73	284	T38	\$56,000.00
2010	72	73	73	70	288	T50	50,500.00
2012	74	72	73	81	300	T72	37,500.00
<b>Total</b>							<b>\$144,000.00</b>

## Edfors, Johan (71.75)

Year	1st	2nd	3rd	4th	Total	Finish	Money
<b>2006</b>	<b>70</b>	<b>68</b>	<b>71</b>	<b>71</b>	<b>280</b>	<b>T22</b>	<b>\$75,000.00</b>
2007	74	73	74	73	294	T45	49,000.00
<b>Total</b>							<b>\$124,000.00</b>

# Cadillac Championship Individual Player Records

**Elkington, Steve (73.00)**

Year	1st	2nd	3rd	4th	Total	Finish	Money
1999	74	72	71	75	292	T34	\$36,000.00
2005	73				73	W/D	
<b>Total</b>							<b>\$36,000.00</b>

**Els, Ernie (70.67)**

Year	1st	2nd	3rd	4th	Total	Finish	Money
1999	74	75	71	75	295	T40	\$32,250.00
2002	68	67	72	70	277	T23	52,500.00
2003	71	74	71	67	283	T12	89,375.00
2004	69	64	68	69	270	1	1,200,000.00
2006	65	70	69	67	271	5	290,000.00
2007	70	70	71	74	285	T11	111,000.00
2008	74	75	73	74	296	75	36,000.00
2009	70	71	68	70	279	T20	80,142.86
2010	68	66	70	66	270	1	1,400,000.00
2011	69	70	73	69	281	T15	100,000.00
2013	73	69	72	71	285	T28	75,000.00
2014	75	78	73	74	300	T52	52,500.00
<b>Total</b>							<b>\$3,518,767.86</b>

**English, Harris (73.00)**

Year	1st	2nd	3rd	4th	Total	Finish	Money
2014	69	77	74	72	292	T16	\$90,666.66

**Estes, Bob (70.42)**

Year	1st	2nd	3rd	4th	Total	Finish	Money
1999	69	72	72	73	286	T11	\$93,000.00
2002	68	68	69	67	272	T9	111,000.00
2003	77	74	68	68	287	T25	53,000.00
<b>Total</b>							<b>\$257,000.00</b>

**Evans, Gary (68.50)**

Year	1st	2nd	3rd	4th	Total	Finish	Money
2002	67	68	73	66	274	T15	\$65,000.00

**Fasth, Niclas (70.45)**

Year	1st	2nd	3rd	4th	Total	Finish	Money
2002	68	69	72	64	273	T11	\$84,250.00
2003	68	76	70	70	284	T16	71,000.00
2005	70	70	73	71	284	T37	51,500.00
2007	72	70	70	71	283	T6	212,500.00
2008	72	69	70	74	285	T44	48,875.00
<b>Total</b>							<b>\$468,125.00</b>

**Faxon, Brad (70.83)**

Year	1st	2nd	3rd	4th	Total	Finish	Money
2002	70	77	67	71	285	T49	\$32,000.00
2003	75	71	66	72	284	T16	71,000.00
2004	70	68	72	71	281	T13	90,000.00
<b>Total</b>							<b>\$193,000.00</b>

**Fdez-Castano, Gonzalo (72.81)**

Year	1st	2nd	3rd	4th	Total	Finish	Money
2010	72	68	71	75	286	T37	\$62,500.00
2012	74	70	73	72	289	T55	45,250.00
2013	72	70	73	74	289	T43	60,500.00
2014	77	77	77	70	301	T54	51,000.00
<b>Total</b>							<b>\$219,250.00</b>

**Ferrie, Kenneth (71.75)**

Year	1st	2nd	3rd	4th	Total	Finish	Money
2005	74	67	71	75	287	T46	\$43,250.00

**Fichardt, Darren (73.67)**

Year	1st	2nd	3rd	4th	Total	Finish	Money
2000	76	80	69	68	293	T40	\$35,500.00
2004	76	71	74	75	296	T59	34,250.00
2014	73	78	72	72	295	T40	63,500.00
<b>Total</b>							<b>\$133,250.00</b>

**Finch, Richard (71.00)**

Year	1st	2nd	3rd	4th	Total	Finish	Money
2009	72	72	69	71	284	T40	\$58,500.00

**Fisher, Ross (71.88)**

Year	1st	2nd	3rd	4th	Total	Finish	Money
2008	68	73	70	72	283	T34	\$57,500.00
2009	71	69	72	73	285	T46	52,000.00
2010	73	72	70	72	287	T45	56,000.00
2011	69	76	76	74	295	T61	41,500.00
<b>Total</b>							<b>\$207,000.00</b>

**Flesch, Steve (71.25)**

Year	1st	2nd	3rd	4th	Total	Finish	Money
2000	71	72	73	68	284	T11	\$87,166.67
2003	71	75	72	68	286	T21	60,000.00
2004	67	70	74	74	285	T23	65,000.00
<b>Total</b>							<b>\$212,166.67</b>

**Forsyth, Alastair (73.00)**

Year	1st	2nd	3rd	4th	Total	Finish	Money
2003	71	77	71	73	292	T40	\$36,250.00

**Foster, Mark (75.00)**

Year	1st	2nd	3rd	4th	Total	Finish	Money
2003	76	77	73	74	300	T68	\$26,875.00

**Fowler, Rickie (71.69)**

Year	1st	2nd	3rd	4th	Total	Finish	Money
2011	71	73	68	66	278	8	\$200,000.00
2012	74	70	72	70	286	T45	52,000.00
2013	69	69	71	78	287	T35	68,500.00
2014	76	75	74	71	296	T44	60,500.00
<b>Total</b>							<b>\$381,000.00</b>

**Franco, Carlos (73.17)**

Year	1st	2nd	3rd	4th	Total	Finish	Money
1999	75	73	74	75	297	T48	\$28,500.00
2000	69	77	71	78	295	T45	30,166.66
2004	69	72	75	70	286	T28	54,625.00
<b>Total</b>							<b>\$113,291.66</b>

**Fraser, Marcus (72.25)**

Year	1st	2nd	3rd	4th	Total	Finish	Money
2011	69	78	71	72	290	T45	\$55,500.00
2012	76	68	69	69	282	T24	76,000.00
2013	73	72	77	73	295	T60	47,500.00
<b>Total</b>							<b>\$179,000.00</b>

**Frost, David (76.00)**

Year	1st	2nd	3rd	4th	Total	Finish	Money
1999	76	73	74	81	304	T59	\$25,625.00

**Fujita, Hiroyuki (73.75)**

Year	1st	2nd	3rd	4th	Total	Finish	Money
2011	71	73	74	77	295	T61	\$41,500.00

**Fulke, Pierre (73.50)**

Year	1st	2nd	3rd	4th	Total	Finish	Money
2000	75	77	73	69	294	T42	\$33,000.00

**Funk, Fred (71.44)**

Year	1st	2nd	3rd	4th	Total	Finish	Money
1999	71	68	74	72	285	T7	\$135,000.00
2002	69	70	72	74	285	T49	32,000.00
2003	73	74	69	76	292	T40	36,250.00
2005	67	68	75	71	281	T29	60,000.00
<b>Total</b>							<b>\$263,250.00</b>

**Furyk, Jim (70.98)**

Year	1st	2nd	3rd	4th	Total	Finish	Money
1999	68	73	71	74	286	T11	\$93,000.00
2002	69	69	69	73	280	T33	43,000.00
2003	70	74	69	70	283	T12	89,375.00
2004	70	70	71	76	287	T36	48,000.00
2005	68	67	71	72	278	T15	87,333.33
2006	67	65	69	69	270	4	345,000.00
2007	70	73	72	78	293	T35	56,500.00
2008	69	71	64	68	272	T2	530,000.00
2009	68	68	69	67	272	3	470,000.00
2010	70	76	69	71	286	T37	62,500.00
2011	74	71	71	75	291	T49	50,500.00
2013	72	70	72	73	287	T35	68,500.00
2014	78	77	75	76	306	T62	47,000.00
<b>Total</b>							<b>\$1,990,708.33</b>

# Cadillac Championship Individual Player Records

## Gallacher, Stephen (72.63)

Year	1st	2nd	3rd	4th	Total	Finish	Money
2013	74	75	69	74	292	T53	\$50,600.00
2014	75	75	70	69	289	T6	248,333.33
<b>Total</b>							<b>\$298,933.33</b>

## Garcia, Sergio (70.30)

Year	1st	2nd	3rd	4th	Total	Finish	Money
1999	74	69	69	73	285	T7	\$135,000.00
2000	69	74	74	64	281	T5	157,500.00
2002	69	69	70	62	270	7	155,000.00
2003	65	73	70	75	283	T12	89,375.00
2004	67	72	67	70	276	T4	308,000.00
2005	67	69	67	69	272	T3	353,666.66
2006	69	73	71	69	282	T32	61,000.00
2007	71	70	71	70	282	T3	378,333.33
2008	69	73	69	68	279	T15	86,700.00
2009	72	72	68	70	282	T31	68,500.00
2010	74	72	71	69	286	T37	62,500.00
2012	75	74	68	76	293	T60	42,000.00
2013	66	72	67	69	274	T3	417,500.00
2014	74	76	73	69	292	T16	90,666.67
<b>Total</b>							<b>\$2,405,741.66</b>

## Garrido, Ignacio (70.50)

Year	1st	2nd	3rd	4th	Total	Finish	Money
2003	68	71	69	74	282	T10	\$111,250.00

## Garrigus, Robert (75.00)

Year	1st	2nd	3rd	4th	Total	Finish	Money
2013	75	75	74	76	300	65	\$45,500.00

## Gay, Brian (71.50)

Year	1st	2nd	3rd	4th	Total	Finish	Money
2010	74	69	74	68	285	T30	\$70,000.00
2013	70	76	69	72	287	T35	68,500.00
<b>Total</b>							<b>\$138,500.00</b>

## Geiberger, Brent (74.75)

Year	1st	2nd	3rd	4th	Total	Finish	Money
1999	75	71	68	85	299	T55	\$26,500.00

## Glover, Lucas (71.33)

Year	1st	2nd	3rd	4th	Total	Finish	Money
2006	69	68	68	71	276	T13	\$98,375.00
2007	73	73	72	72	290	T26	69,500.00
2010	72	72	71	75	290	T56	45,500.00
<b>Total</b>							<b>\$213,375.00</b>

## Goosen, Retief (71.04)

Year	1st	2nd	3rd	4th	Total	Finish	Money
1999	75	69	74	72	290	T25	\$41,750.00
2000	69	75	74	72	290	T35	39,500.00
2002	67	67	68	62	264	2	540,000.00
2003	73	69	67	72	281	T8	137,500.00
2004	68	69	68	72	277	T6	200,000.00
2006	71	70	75	71	287	T45	49,000.00
2007	77	70	78	72	297	T58	41,500.00
2008	71	69	64	68	272	T2	530,000.00
2009	65	76	73	76	290	T66	38,125.00
2010	76	71	73	70	290	T56	45,500.00
2011	69	76	68	73	286	T31	69,500.00
2012	74	71	71	70	286	T45	52,000.00
<b>Total</b>							<b>\$1,784,375.00</b>

## Goydos, Paul (73.75)

Year	1st	2nd	3rd	4th	Total	Finish	Money
2007	74	75	70	76	295	T50	\$45,000.00

## Grace, Branden (72.50)

Year	1st	2nd	3rd	4th	Total	Finish	Money
2012	78	72	64	70	284	T35	\$60,500.00
2013	73	74	72	72	291	T49	54,500.00
2014	75	74	69	77	295	T40	63,500.00
<b>Total</b>							<b>\$178,500.00</b>

## Green, Nathan (74.25)

Year	1st	2nd	3rd	4th	Total	Finish	Money
2007	72	71	76	78	297	T58	\$41,500.00

## Green, Richard (71.83)

Year	1st	2nd	3rd	4th	Total	Finish	Money
2004	72	70	72	72	286	T28	\$54,625.00
2005	69	74	76	70	289	T51	40,500.00
2008	74	72	71	70	287	T51	44,750.00
<b>Total</b>							<b>\$139,875.00</b>

## Gronberg, Mathias (73.50)

Year	1st	2nd	3rd	4th	Total	Finish	Money
2000	74	70	79	71	294	T42	\$33,000.00

## Haas, Bill (71.25)

Year	1st	2nd	3rd	4th	Total	Finish	Money
2010	71	66	70	71	278	T6	\$214,300.00
2011	74	68	71	73	286	T31	69,500.00
2012	74	70	70	69	283	T29	67,500.00
2013	72	73	72	72	289	T43	60,500.00
2014	73	76	69	71	289	T6	248,333.33
<b>Total</b>							<b>\$660,133.33</b>

## Haas, Jay (73.13)

Year	1st	2nd	3rd	4th	Total	Finish	Money
2003	74	72	75	75	296	T54	\$30,000.00
2004	72	71	70	76	289	T43	42,000.00
<b>Total</b>							<b>\$72,000.00</b>

## Haeggman, Joakim (72.75)

Year	1st	2nd	3rd	4th	Total	Finish	Money
2004	71	71	73	76	291	T48	\$40,250.00

## Haig, Anton (73.00)

Year	1st	2nd	3rd	4th	Total	Finish	Money
2007	75	69	74	74	292	T32	\$63,000.00
2008	72	80	73	67	292	T65	38,500.00
<b>Total</b>							<b>\$101,500.00</b>

## Hamilton, Todd (72.38)

Year	1st	2nd	3rd	4th	Total	Finish	Money
2003	78	81	72	71	302	72	\$26,000.00
2004	66	69	69	73	277	T6	200,000.00
<b>Total</b>							<b>\$226,000.00</b>

## Han, Kyi Hla (75.75)

Year	1st	2nd	3rd	4th	Total	Finish	Money
2000	75	74	77	77	303	52	\$27,000.00

## Hansen, Anders (70.60)

Year	1st	2nd	3rd	4th	Total	Finish	Money
2002	71	72	72	74	289	T57	\$28,500.00
2008	67	71	67	73	278	T12	106,166.67
2010	76	70	74	67	287	T45	56,000.00
2011	71	69	68	67	275	T3	465,000.00
2012	70	72	69	72	283	T29	67,500.00
<b>Total</b>							<b>\$723,166.67</b>

## Hansen, Soren (71.00)

Year	1st	2nd	3rd	4th	Total	Finish	Money
2002	75	68	65	74	282	T39	\$37,250.00
2008	77	77	68	72	294	T70	37,000.00
2009	74	69	64	71	278	T13	97,142.86
2010	69	69	71	73	282	T18	89,000.00
<b>Total</b>							<b>\$260,392.86</b>

## Hanson, Peter (71.00)

Year	1st	2nd	3rd	4th	Total	Finish	Money
2008	71	74	73	73	291	T61	\$40,250.00
2009	70	74	72	68	284	T40	58,500.00
2010	74	66	74	70	284	T26	75,500.00
2011	73	73	73	73	292	T55	45,500.00
2012	70	65	69	71	275	T4	362,500.00
2013	67	71	70	70	278	T8	163,750.00
<b>Total</b>							<b>\$746,000.00</b>

# Cadillac Championship Individual Player Records

## Harrington, Padraig (70.63)

Year	1st	2nd	3rd	4th	Total	Finish	Money
1999	76	74	70	71	291	T30	\$37,750.00
2000	66	72	73	70	281	T5	157,500.00
2002	69	70	67	69	275	21	58,000.00
2003	71	73	69	66	279	T6	182,500.00
2004	69	69	66	73	277	T6	200,000.00
2005	74	72	80	73	299	67	33,500.00
2006	64	69	71	73	277	T17	85,000.00
2007	73	70	73	71	287	T19	80,000.00
2009	66	71	71	71	279	T20	80,142.86
2010	70	68	67	72	277	T3	426,666.66
2011	68	71	68	73	280	T10	129,000.00
2013	76	72	68	72	288	T39	64,500.00
<b>Total</b>							<b>\$1,534,559.52</b>

## Hart, Dudley (72.42)

Year	1st	2nd	3rd	4th	Total	Finish	Money
1999	75	68	70	70	283	3	\$300,000.00
2000	72	76	73	76	297	T48	28,750.00
2009	71	75	73	70	289	T61	39,550.00
<b>Total</b>							<b>\$368,300.00</b>

## Havret, Gregory (69.75)

Year	1st	2nd	3rd	4th	Total	Finish	Money
2008	68	74	68	69	279	T15	\$86,700.00

## Hend, Scott (73.00)

Year	1st	2nd	3rd	4th	Total	Finish	Money
2014	72	76	73	71	292	T16	\$90,666.67

## Hendry, Mike (73.25)

Year	1st	2nd	3rd	4th	Total	Finish	Money
2013	72	66	78	77	293	T58	\$48,750.00

## Henley, Russell (72.88)

Year	1st	2nd	3rd	4th	Total	Finish	Money
2013	70	72	70	73	285	T28	\$75,000.00
2014	72	78	75	73	298	T47	57,000.00
<b>Total</b>							<b>\$132,000.00</b>

## Henning, Nic (72.00)

Year	1st	2nd	3rd	4th	Total	Finish	Money
2000	69	74	73	72	288	T17	\$56,250.00

## Henry, J.J. (72.38)

Year	1st	2nd	3rd	4th	Total	Finish	Money
2006	70	70	70	73	283	37	\$58,000.00
2007	73	74	78	71	296	T55	43,000.00
<b>Total</b>							<b>\$101,000.00</b>

## Hensby, Mark (71.25)

Year	1st	2nd	3rd	4th	Total	Finish	Money
2004	73	73	69	65	280	T11	\$112,500.00
2005	72	74	71	73	290	T56	38,500.00
<b>Total</b>							<b>\$151,000.00</b>

## Herron, Tim (71.56)

Year	1st	2nd	3rd	4th	Total	Finish	Money
1999	71	66	75	75	287	T16	\$70,000.00
2003	66	72	67	71	276	T2	405,000.00
2004	73	75	72	74	294	T54	37,000.00
2006	73	69	71	75	288	T48	46,500.00
<b>Total</b>							<b>\$558,500.00</b>

## Hiratsuka, Tetsuji (73.38)

Year	1st	2nd	3rd	4th	Total	Finish	Money
2006	73	69	71	76	289	T50	\$44,000.00
2012	78	73	70	77	298	70	38,000.00
<b>Total</b>							<b>\$82,000.00</b>

## Ho, S.K. (73.50)

Year	1st	2nd	3rd	4th	Total	Finish	Money
2004	71	76	72	74	293	53	\$38,000.00
2005	72	77	71	75	295	T64	34,750.00
<b>Total</b>							<b>\$72,750.00</b>

## Hoch, Scott (71.94)

Year	1st	2nd	3rd	4th	Total	Finish	Money
1999	69	70	72	74	285	T7	\$135,000.00
2000	67	76	71	74	288	T17	56,250.00
2002	71	68	67	71	277	T23	52,500.00
2003	75	79	75	72	301	T70	26,375.00
<b>Total</b>							<b>\$270,125.00</b>

## Hoffman, Charley (71.75)

Year	1st	2nd	3rd	4th	Total	Finish	Money
2007	75	75	77	72	299	T61	\$40,250.00
2009	68	70	67	73	278	T13	97,142.85
2011	67	75	73	69	284	T24	77,250.00
<b>Total</b>							<b>\$214,642.85</b>

## Holmes, J.B. (70.75)

Year	1st	2nd	3rd	4th	Total	Finish	Money
2008	69	72	75	68	284	T40	\$52,500.00
2010	69	70	73	70	282	T18	89,000.00
<b>Total</b>							<b>\$141,500.00</b>

## Horschel, Billy (74.75)

Year	1st	2nd	3rd	4th	Total	Finish	Money
2014	77	78	71	73	299	T50	\$54,500.00

## Hosokawa, Kazuhiko (74.50)

Year	1st	2nd	3rd	4th	Total	Finish	Money
1999	73	73	72	80	298	T53	\$27,125.00

## Howell III, Charles (71.42)

Year	1st	2nd	3rd	4th	Total	Finish	Money
2003	76	75	65	70	286	T21	\$60,000.00
2004	74	73	71	78	296	T59	34,250.00
2007	69	71	71	75	286	T16	87,333.33
2008	69	76	72	70	287	T51	44,750.00
2012	70	67	71	72	280	T17	92,000.00
2013	68	71	69	71	279	T12	113,750.00
<b>Total</b>							<b>\$432,083.33</b>

## Howell, David (70.50)

Year	1st	2nd	3rd	4th	Total	Finish	Money
2003	74	75	71	68	288	T28	\$46,071.43
2004	69	69	66	71	275	3	450,000.00
2005	67	67	74	67	275	T6	187,500.00
2006	66	66	71	73	276	T13	98,375.00
2007	74	73	73	76	296	T55	43,000.00
<b>Total</b>							<b>\$824,946.43</b>

## Huh, John (71.25)

Year	1st	2nd	3rd	4th	Total	Finish	Money
2013	71	67	71	76	285	T28	\$75,000.00

## Huston, John (73.00)

Year	1st	2nd	3rd	4th	Total	Finish	Money
1999	72	74	72	74	292	T34	\$36,000.00

## Ikeda, Yuta (71.88)

Year	1st	2nd	3rd	4th	Total	Finish	Money
2010	71	68	74	70	283	T22	\$81,000.00
2011	74	73	74	71	292	T55	45,500.00
<b>Total</b>							<b>\$126,500.00</b>

## Imada, Ryuji (70.88)

Year	1st	2nd	3rd	4th	Total	Finish	Money
2008	68	73	73	69	283	T34	\$57,500.00
2009	70	71	69	74	284	T40	58,500.00
<b>Total</b>							<b>\$116,000.00</b>

## Imano, Yasuharu (70.00)

Year	1st	2nd	3rd	4th	Total	Finish	Money
2005	69	68	72	71	280	T25	\$66,000.00



# Cadillac Championship Individual Player Records

## Immelman, Trevor (71.36)

Year	1st	2nd	3rd	4th	Total	Finish	Money
2002	71	71	67	69	278	T27	\$48,500.00
2003	70	77	71	75	293	T44	34,250.00
2004	71	71	72	71	285	T23	65,000.00
2006	68	68	68	70	274	T9	150,000.00
2007	72	68	74	79	293	T35	56,500.00
2008	70	74	70	70	284	T40	52,500.00
2009	74	76	72	69	291	T70	37,375.00
<b>Total</b>							<b>\$444,125.00</b>

## Ishikawa, Ryo (72.25)

Year	1st	2nd	3rd	4th	Total	Finish	Money
2011	65	76	70	78	289	T42	\$59,000.00

## Izawa, Toshi (71.75)

Year	1st	2nd	3rd	4th	Total	Finish	Money
2003	70	74	72	71	287	T25	\$53,000.00

## Jacobson, Freddie (72.50)

Year	1st	2nd	3rd	4th	Total	Finish	Money
2003	75	74	70	69	288	T28	\$46,071.43
2004	74	76	72	74	296	T59	34,250.00
2012	72	76	71	77	296	68	39,000.00
2013	66	69	71	74	280	T16	98,000.00
<b>Total</b>							<b>\$217,321.43</b>

## Jacquelin, Raphael (74.25)

Year	1st	2nd	3rd	4th	Total	Finish	Money
2003	77	80	68	72	297	T59	\$28,625.00

## Jaidee, Thongchai (72.16)

Year	1st	2nd	3rd	4th	Total	Finish	Money
2002	72	74	73	70	289	T57	\$28,500.00
2003	73	72	72	82	299	T66	27,375.00
2004	71	75	71	71	288	T41	44,500.00
2005	73	72	73	74	292	60	37,000.00
2006	71	67	71	65	274	T9	150,000.00
2007	72	74	70	72	288	T23	74,000.00
2010	73	72	73	72	290	T56	45,500.00
2014	73	74	74	68	289	T6	248,333.34
<b>Total</b>							<b>\$655,208.34</b>

## James, Mark (72.50)

Year	1st	2nd	3rd	4th	Total	Finish	Money
1999	69	70	74	77	290	T25	\$41,750.00

## Jamieson, Scott (70.75)

Year	1st	2nd	3rd	4th	Total	Finish	Money
2013	70	69	72	72	283	T23	\$83,000.00

## Jeong, Yeon Jin (76.25)

Year	1st	2nd	3rd	4th	Total	Finish	Money
2014	75	75	78	77	305	T60	\$48,250.00

## Jimenez, Miguel (71.85)

Year	1st	2nd	3rd	4th	Total	Finish	Money
1999	72	68	69	69	278	2	\$400,000.00
2000	74	73	70	72	289	T25	46,500.00
2004	67	68	75	73	283	T16	79,000.00
2005	69	70	73	73	285	T41	48,500.00
2008	65	74	71	71	281	T26	66,500.00
2009	69	72	76	78	295	75	36,250.00
2010	73	75	73	73	294	T63	41,250.00
2011	71	72	73	76	292	T55	45,500.00
2012	69	71	73	73	286	T45	52,000.00
2014	70	77	69	75	291	T13	110,000.00
<b>Total</b>							<b>\$925,500.00</b>

## Jobe, Brandt (70.00)

Year	1st	2nd	3rd	4th	Total	Finish	Money
2005	68	71	71	70	280	T25	\$66,000.00

## Johnson, Dustin (70.75)

Year	1st	2nd	3rd	4th	Total	Finish	Money
2009	70	66	71	76	283	T35	\$64,000.00
2010	69	72	76	73	290	T56	45,500.00
2011	69	69	65	71	274	2	850,000.00
2012	75	68	73	68	284	T35	60,500.00
2013	68	69	70	72	279	T12	113,750.00
2014	69	74	73	72	288	T4	395,000.00
<b>Total</b>							<b>\$1,528,750.00</b>

## Johnson, Zach (71.14)

Year	1st	2nd	3rd	4th	Total	Finish	Money
2004	68	71	69	71	279	10	\$135,000.00
2005	68	69	74	75	286	T43	46,000.00
2006	70	71	73	73	287	T45	49,000.00
2007	72	68	73	71	284	T9	157,500.00
2008	69	72	67	68	276	T9	147,500.00
2009	70	72	72	72	286	T53	46,000.00
2010	76	70	71	69	286	T37	62,500.00
2011	72	75	68	69	284	T24	77,250.00
2012	70	68	67	75	280	T17	92,000.00
2013	71	67	77	75	290	T47	57,500.00
2014	70	75	71	76	292	T16	90,666.66
<b>Total</b>							<b>\$960,916.66</b>

## Jones, Brendan (71.00)

Year	1st	2nd	3rd	4th	Total	Finish	Money
2008	76	75	66	67	284	T40	\$52,500.00

## Kaplan, Richard (76.50)

Year	1st	2nd	3rd	4th	Total	Finish	Money
1999	78	75	73	80	306	61	\$25,250.00

## Karlsson, Robert (71.44)

Year	1st	2nd	3rd	4th	Total	Finish	Money
1999	74	68	74	82	298	T53	\$27,125.00
2006	67	76	72	64	279	21	80,000.00
2007	74	74	68	69	285	T11	111,000.00
2008	68	70	70	74	282	T30	62,500.00
2009	71	70	72	69	282	T31	68,500.00
2010	78	70	73	72	293	62	42,000.00
2011	69	73	71	73	286	T31	69,500.00
2012	75	68	70	68	281	T20	85,000.00
<b>Total</b>							<b>\$545,625.00</b>

## Katayama, Shingo (74.63)

Year	1st	2nd	3rd	4th	Total	Finish	Money
2004	79	76	76	75	306	67	\$31,000.00
2007	81	78	74	75	308	72	35,500.00
2008	75	76	72	72	295	T73	36,375.00
2009	70	70	72	73	285	T46	52,000.00
<b>Total</b>							<b>\$154,875.00</b>

## Kaye, Jonathan (72.63)

Year	1st	2nd	3rd	4th	Total	Finish	Money
2003	73	69	73	70	285	20	\$65,000.00
2004	70	73	73	80	296	T59	34,250.00
<b>Total</b>							<b>\$99,250.00</b>

## Kaymer, Martin (71.68)

Year	1st	2nd	3rd	4th	Total	Finish	Money
2008	68	74	73	73	288	T57	\$42,250.00
2009	73	68	70	72	283	T35	64,000.00
2010	70	72	66	69	277	T3	426,666.67
2011	66	70	74	74	284	T24	77,250.00
2012	73	64	70	74	281	T20	85,000.00
2013	76	68	73	74	291	T49	54,500.00
2014	75	80	73	75	303	T58	49,250.00
<b>Total</b>							<b>\$798,916.67</b>

## Kelly, Jerry (70.31)

Year	1st	2nd	3rd	4th	Total	Finish	Money
2002	67	65	70	66	268	T4	\$235,000.00
2003	70	72	69	75	286	T21	60,000.00
2004	69	73	69	72	283	T16	79,000.00
2010	70	72	73	73	288	T50	50,500.00
<b>Total</b>							<b>\$424,500.00</b>

# Cadillac Championship Individual Player Records

## Kim, Anthony (72.00)

Year	1st	2nd	3rd	4th	Total	Finish	Money
2009	71	69	72	75	287	58	\$43,000.00
2010	71	73	71	68	283	T22	81,000.00
2011	80	74	68	72	294	60	42,500.00
<b>Total</b>							<b>\$166,500.00</b>

## Kim, Hyung-Sung (73.50)

Year	1st	2nd	3rd	4th	Total	Finish	Money
2014	72	74	74	74	294	T34	\$68,500.00

## Kim, K.T. (72.38)

Year	1st	2nd	3rd	4th	Total	Finish	Money
2011	73	70	73	75	291	T49	\$50,500.00
2012	74	72	70	72	288	T51	46,875.00
<b>Total</b>							<b>\$97,375.00</b>

## Kingston, James (71.63)

Year	1st	2nd	3rd	4th	Total	Finish	Money
2008	74	75	68	77	294	T70	\$37,000.00
2009	66	74	67	72	279	T20	80,142.85
<b>Total</b>							<b>\$117,142.85</b>

## Kirk, Chris (73.75)

Year	1st	2nd	3rd	4th	Total	Finish	Money
2014	75	71	76	73	295	T40	\$63,500.00

## Kjeldsen, Soren (71.31)

Year	1st	2nd	3rd	4th	Total	Finish	Money
2003	70	75	74	78	297	T59	\$28,625.00
2008	69	71	71	66	277	11	125,000.00
2009	70	66	69	71	276	T7	192,500.00
2010	74	78	73	66	291	60	43,000.00
<b>Total</b>							<b>\$389,125.00</b>

## Kruger, Jbe' (72.50)

Year	1st	2nd	3rd	4th	Total	Finish	Money
2012	72	71	73	74	290	T57	\$44,250.00

## Kuboya, Kenichi (74.50)

Year	1st	2nd	3rd	4th	Total	Finish	Money
2002	77	72	73	76	298	64	\$25,500.00

## Kuchar, Matt (70.40)

Year	1st	2nd	3rd	4th	Total	Finish	Money
2010	71	71	67	68	277	T3	\$426,666.67
2011	68	69	68	71	276	5	350,000.00
2012	72	67	66	72	277	T8	165,000.00
2013	72	72	72	71	287	T35	68,500.00
2014	69	74	74	74	291	T13	110,000.00
<b>Total</b>							<b>\$1,120,166.67</b>

## Laird, Martin (70.25)

Year	1st	2nd	3rd	4th	Total	Finish	Money
2011	67	70	70	73	280	T10	\$129,000.00
2012	72	73	66	71	282	T24	76,000.00
<b>Total</b>							<b>\$205,000.00</b>

## Lane, Barry (71.25)

Year	1st	2nd	3rd	4th	Total	Finish	Money
2004	69	72	72	72	285	T23	\$65,000.00

## Langer, Bernhard (72.25)

Year	1st	2nd	3rd	4th	Total	Finish	Money
1999	71	70	80	76	297	T48	\$28,500.00
2000	75	69	76	70	290	T35	39,500.00
2002	72	68	70	70	280	T33	43,000.00
<b>Total</b>							<b>\$111,000.00</b>

## Langham, Franklin (72.00)

Year	1st	2nd	3rd	4th	Total	Finish	Money
2000	68	74	76	70	288	T17	\$56,250.00

## Larrazabal, Pablo (74.25)

Year	1st	2nd	3rd	4th	Total	Finish	Money
2009	76	71	75	77	299	79	\$35,250.00
2012	76	73	71	75	295	T66	39,750.00
<b>Total</b>							<b>\$75,000.00</b>

## Lawrie, Paul (72.81)

Year	1st	2nd	3rd	4th	Total	Finish	Money
1999	76	68	76	73	293	T37	\$34,500.00
2002	71	70	74	71	286	T54	30,000.00
2012	70	74	72	77	293	T60	42,000.00
2013	78	73	72	70	293	T58	48,750.00
<b>Total</b>							<b>\$155,250.00</b>

## Laycock, Scott (72.50)

Year	1st	2nd	3rd	4th	Total	Finish	Money
2002	74	72	72	72	290	60	\$27,500.00

## Leaney, Stephen (71.75)

Year	1st	2nd	3rd	4th	Total	Finish	Money
2002	69	67	71	70	277	T23	\$52,500.00
2004	73	75	71	78	297	63	33,000.00
<b>Total</b>							<b>\$85,500.00</b>

## Lehman, Tom (72.08)

Year	1st	2nd	3rd	4th	Total	Finish	Money
1999	72	67	71	80	290	T25	\$41,750.00
2002	73	72	67	70	282	T39	37,250.00
2005	73	74	72	74	293	61	36,500.00
<b>Total</b>							<b>\$115,500.00</b>

## Leishman, Marc (73.50)

Year	1st	2nd	3rd	4th	Total	Finish	Money
2010	78	73	71	72	294	T63	\$41,250.00

## Leonard, Justin (70.75)

Year	1st	2nd	3rd	4th	Total	Finish	Money
1999	71	67	72	76	286	T11	\$93,000.00
2000	72	74	69	74	289	T25	46,500.00
2002	68	68	69	68	273	T11	84,250.00
2004	68	68	77	73	286	T28	54,625.00
2005	75	72	71	69	287	T46	43,250.00
2008	69	74	70	70	283	T34	57,500.00
2009	69	69	68	71	277	T9	142,500.00
<b>Total</b>							<b>\$521,625.00</b>

## Levet, Thomas (71.50)

Year	1st	2nd	3rd	4th	Total	Finish	Money
2004	73	71	73	69	286	T28	\$54,625.00

## Lewis, J.L. (74.25)

Year	1st	2nd	3rd	4th	Total	Finish	Money
2003	72	74	77	74	297	T59	\$28,625.00

## Zhang, Lian-wei (76.75)

Year	1st	2nd	3rd	4th	Total	Finish	Money
2004	75	77	76	79	307	68	\$30,500.00

## Liang, Wen-Chong (72.25)

Year	1st	2nd	3rd	4th	Total	Finish	Money
2008	74	74	71	74	293	T68	\$37,625.00
2010	72	69	71	73	285	T30	70,000.00
<b>Total</b>							<b>\$107,625.00</b>

## Lin, Wen-Tang (72.50)

Year	1st	2nd	3rd	4th	Total	Finish	Money
2009	75	70	70	75	290	T66	\$38,125.00

## Lonard, Peter (71.56)

Year	1st	2nd	3rd	4th	Total	Finish	Money
2002	71	69	72	74	286	T54	\$30,000.00
2003	75	74	70	71	290	37	40,000.00
2004	69	70	70	76	285	T23	65,000.00
2005	73	71	69	71	284	T37	51,500.00
<b>Total</b>							<b>\$186,500.00</b>

## Love III, Davis (71.11)

Year	1st	2nd	3rd	4th	Total	Finish	Money
1999	74	70	73	70	287	T16	\$70,000.00
2002	69	67	68	67	271	8	130,000.00
2003	74	77	70	71	292	T40	36,250.00
2004	74	69	69	76	288	T41	44,500.00
2005	71	68	71	67	277	T11	115,000.00
2007	74	73	77		224	W/D	
2009	70	71	70	70	281	T28	72,000.00
<b>Total</b>							<b>\$467,750.00</b>

# Cadillac Championship Individual Player Records

## Lowery, Steve (68.50)

Year	1st	2nd	3rd	4th	Total	Finish	Money
2002	66	67	69	72	274	T15	\$65,000.00

## Luiten, Joost (72.75)

Year	1st	2nd	3rd	4th	Total	Finish	Money
2014	76	72	71	72	291	T13	\$110,000.00

## Lynn, David (72.00)

Year	1st	2nd	3rd	4th	Total	Finish	Money
2013	71	70	76	71	288	T39	\$64,500.00

## Maggert, Jeff (73.63)

Year	1st	2nd	3rd	4th	Total	Finish	Money
1999	70	74	79	74	297	T48	\$28,500.00
2000	72	71	75	74	292	39	37,000.00
<b>Total</b>							<b>\$65,500.00</b>

## Mahan, Hunter (71.11)

Year	1st	2nd	3rd	4th	Total	Finish	Money
2008	72	72	71	70	285	T44	\$48,875.00
2009	71	74	68	73	286	T53	46,000.00
2010	72	70	69	74	285	T30	70,000.00
2011	64	71	71	73	279	9	175,000.00
2012	71	72	66	73	282	T24	76,000.00
2013	67	72	71	74	284	T25	79,000.00
2014	69	74	71	76	290	T9	151,250.00
<b>Total</b>							<b>\$646,125.00</b>

## Manassero, Matteo (73.50)

Year	1st	2nd	3rd	4th	Total	Finish	Money
2013	71	71	75	66	283	T23	\$83,000.00
2014	76	76	74	79	305	T60	48,250.00
<b>Total</b>							<b>\$131,250.00</b>

## Marino, Steve (73.75)

Year	1st	2nd	3rd	4th	Total	Finish	Money
2010	75	71	77	72	295	T65	\$40,625.00

## Marksaeng, Prayad (69.50)

Year	1st	2nd	3rd	4th	Total	Finish	Money
2009	65	70	72	71	278	T13	\$97,142.86

## Maruyama, Shigeki (71.77)

Year	1st	2nd	3rd	4th	Total	Finish	Money
2000	71	77	78	72	298	T50	\$27,750.00
2002	75				75	W/D	
2004	70	70	73	70	283	T16	79,000.00
2005	74	69	67	67	277	T11	115,000.00
<b>Total</b>							<b>\$221,750.00</b>

## Matsuyama, Hideki (73.50)

Year	1st	2nd	3rd	4th	Total	Finish	Money
2014	72	77	71	74	294	T34	\$68,500.00

## Mattiace, Len (72.50)

Year	1st	2nd	3rd	4th	Total	Finish	Money
2002	70	73	69	72	284	T46	\$34,000.00
2003	70	74	74	78	296	T54	30,000.00
<b>Total</b>							<b>\$64,000.00</b>

## May, Bob (71.63)

Year	1st	2nd	3rd	4th	Total	Finish	Money
1999	77	69	74	69	289	T20	\$52,800.00
2000	71	69	72	72	284	T11	87,166.67
<b>Total</b>							<b>\$139,966.67</b>

## Mayfair, Billy (72.25)

Year	1st	2nd	3rd	4th	Total	Finish	Money
2005	69	67	73	71	280	T25	\$66,000.00
2009	75	72	75	76	298	T77	35,625.00
<b>Total</b>							<b>\$101,625.00</b>

## McCarron, Scott (67.25)

Year	1st	2nd	3rd	4th	Total	Finish	Money
2002	71	67	64	67	269	6	\$180,000.00

## McDowell, Graeme (70.83)

Year	1st	2nd	3rd	4th	Total	Finish	Money
2004	73	70	75	71	289	T43	\$42,000.00
2005	69	70	68	68	275	T6	187,500.00
2008	72	71	70	73	286	T48	47,000.00
2009	73	74	70	73	290	T66	38,125.00
2010	74	68	70	66	278	T6	214,300.00
2011	70	73	71	75	289	T42	59,000.00
2012	75	67	67	70	279	T13	101,000.00
2013	66	67	69	72	274	T3	417,500.00
2014	73	71	73	73	290	T9	151,250.00
<b>Total</b>							<b>\$1,257,675.00</b>

## McGinley, Paul (71.58)

Year	1st	2nd	3rd	4th	Total	Finish	Money
2000	70	77	70	73	290	T35	\$39,500.00
2004	70	75	71	70	286	T28	54,625.00
2005	73	65	72	73	283	T35	54,500.00
<b>Total</b>							<b>\$148,625.00</b>

## McGowan, Ross (71.25)

Year	1st	2nd	3rd	4th	Total	Finish	Money
2010	76	71	70	68	285	T30	\$70,000.00

## McIlroy, Rory (70.79)

Year	1st	2nd	3rd	4th	Total	Finish	Money
2009	68	66	72	73	279	T20	\$80,142.85
2010	76	73	73	73	295	T65	40,625.00
2011	68	69	69	74	280	T10	129,000.00
2012	73	69	65	67	274	3	516,000.00
2013	73	69	71	65	278	T8	163,750.00
2014	70	74	75	74	293	T25	76,000.00
<b>Total</b>							<b>\$1,005,517.85</b>

## McLardy, Andrew (72.25)

Year	1st	2nd	3rd	4th	Total	Finish	Money
2004	73	73	70	76	292	T50	\$39,000.00
2008	74	74	70	68	286	T48	47,000.00
<b>Total</b>							<b>\$86,000.00</b>

## Mediate, Rocco (70.70)

Year	1st	2nd	3rd	4th	Total	Finish	Money
2000	71	78			149	W/D	
2002	69	67	67	71	274	T15	\$65,000.00
2003	66	72	73	73	284	T16	71,000.00
<b>Total</b>							<b>\$136,000.00</b>

## Meesawat, Prom (76.00)

Year	1st	2nd	3rd	4th	Total	Finish	Money
2007	74	71	82	77	304	T68	\$36,750.00

## Merrick, John (73.75)

Year	1st	2nd	3rd	4th	Total	Finish	Money
2013	75	72	72	76	295	T60	\$47,500.00

## Micheel, Shaun (73.25)

Year	1st	2nd	3rd	4th	Total	Finish	Money
2003	72	75	71	75	293	T44	\$34,250.00

## Mickelson, Phil (70.92)

Year	1st	2nd	3rd	4th	Total	Finish	Money
1999	69	71	77	78	295	T40	\$32,250.00
2002	70	72	71	64	277	T23	52,500.00
2003	73	77	70	71	291	T38	38,500.00
2005	71	69	73	68	281	T29	60,000.00
2007	77	72	70	69	288	T23	74,000.00
2008	67	74	70	69	280	T20	75,000.00
2009	65	66	69	69	269	1	1,400,000.00
2010	71	69	72	68	280	T14	107,500.00
2011	73	71	72	76	292	T55	45,500.00
2012	72	71	71	71	285	T43	55,500.00
2013	67	67	69	71	274	T3	417,500.00
2014	74	75	69	74	292	T16	90,666.66
<b>Total</b>							<b>\$2,448,916.66</b>

## Molinari, Edoardo (72.50)

Year	1st	2nd	3rd	4th	Total	Finish	Money
2010	72	74	72	74	292	61	\$42,500.00
2011	71	73	70	74	288	T39	62,000.00
<b>Total</b>							<b>\$104,500.00</b>



# Cadillac Championship Individual Player Records

## Molinari, Francesco (70.60)

Year	1st	2nd	3rd	4th	Total	Finish	Money
2010	69	71	72	68	280	T14	\$107,500.00
2011	68	68	70	69	275	T3	465,000.00
2012	75	68	71	65	279	T13	101,000.00
2013	78	66	72	69	285	T28	75,000.00
2014	69	75	76	73	293	T25	76,000.00
<b>Total</b>							<b>\$824,500.00</b>

## Montgomerie, Colin (71.78)

Year	1st	2nd	3rd	4th	Total	Finish	Money
1999	70	72	72	75	289	T20	\$52,800.00
2000	75	67	73	74	289	T25	46,500.00
2002	72	70	69	68	279	T31	45,500.00
2003	74	75	70	76	295	T51	31,083.33
2005	64	69	69	70	272	T3	353,666.66
2006	72	67	69	77	285	T41	52,500.00
2007	76	72	73	75	296	T55	43,000.00
2008	75	74	70	73	292	T65	38,500.00
<b>Total</b>							<b>\$663,549.99</b>

## Moore, Ryan (72.33)

Year	1st	2nd	3rd	4th	Total	Finish	Money
2011	70	74	70	69	283	T22	\$83,000.00
2013	73	71	72	76	292	T53	50,600.00
2014	70	79	69	75	293	T25	76,000.00
<b>Total</b>							<b>\$209,600.00</b>

## Moseley, Jarrod (72.50)

Year	1st	2nd	3rd	4th	Total	Finish	Money
1999	76	69	72	73	290	T25	\$41,750.00

## Mulroy, Garth (71.00)

Year	1st	2nd	3rd	4th	Total	Finish	Money
2009	70	70	72	73	285	T46	\$52,000.00
2012	73	71	69	70	283	T29	67,500.00
<b>Total</b>							<b>\$119,500.00</b>

## Na, Kevin (71.88)

Year	1st	2nd	3rd	4th	Total	Finish	Money
2010	78	70	70	70	288	T50	\$50,500.00
2011	74	75	69	69	287	T35	65,500.00
<b>Total</b>							<b>\$116,000.00</b>

## Nirat, Chapchai (72.75)

Year	1st	2nd	3rd	4th	Total	Finish	Money
2008	70	70	74	77	291	T61	\$40,250.00

## Noh, Seung-Yul (73.25)

Year	1st	2nd	3rd	4th	Total	Finish	Money
2011	72	70	79	72	293	59	\$43,000.00

## Noren, Alexander (72.38)

Year	1st	2nd	3rd	4th	Total	Finish	Money
2012	74	75	72	76	297	69	\$38,500.00
2013	69	70	72	71	282	T20	88,000.00
<b>Total</b>							<b>\$126,500.00</b>

## O'Hair, Sean (71.22)

Year	1st	2nd	3rd	4th	Total	Finish	Money
2005	68	67	71	77	283	T35	\$54,500.00
2006	70	75	71	75	291	T54	40,500.00
2008	73	75			148	W/D	
2009	67	70	74	67	278	T13	97,142.86
2010	71	71	74	66	282	T18	89,000.00
<b>Total</b>							<b>\$281,142.86</b>

## O'Hern, Nick (70.75)

Year	1st	2nd	3rd	4th	Total	Finish	Money
2004	68	73	75	70	286	T28	\$54,625.00
2005	75	69	71	75	290	T56	38,500.00
2006	67	69	75	70	281	T26	66,666.67
2007	72	72	66	73	283	T6	212,500.00
2008	67	75	67	66	275	T6	198,333.33
<b>Total</b>							<b>\$570,625.00</b>

## O'Malley, Peter (72.75)

Year	1st	2nd	3rd	4th	Total	Finish	Money
2002	75	73	71	70	289	T57	\$28,500.00
2003	69	74	70	80	293	T44	34,250.00
<b>Total</b>							<b>\$62,750.00</b>

## Oberholser, Arron (71.33)

Year	1st	2nd	3rd	4th	Total	Finish	Money
2006	69	72	66	68	275	12	\$120,000.00
2007	74	76	71	73	294	T45	49,000.00
2008	72	70	72	73	287	T51	44,750.00
<b>Total</b>							<b>\$213,750.00</b>

## Ogilvie, Joe (72.00)

Year	1st	2nd	3rd	4th	Total	Finish	Money
2005	71	74	68	75	288	50	\$42,000.00

## Ogilvy, Geoff (71.21)

Year	1st	2nd	3rd	4th	Total	Finish	Money
2007	72	69	71	70	282	T3	\$378,333.33
2008	65	67	68	71	271	1	1,350,000.00
2009	73	69	70	72	284	T40	58,500.00
2010	72	71	75	69	287	T45	56,000.00
2011	76	73	72	70	291	T49	50,500.00
2012	73	73	70	73	289	T55	45,250.00
2013	69	74	73	74	290	T47	57,500.00
<b>Total</b>							<b>\$1,996,083.33</b>

## Olazabal, Jose Maria (71.29)

Year	1st	2nd	3rd	4th	Total	Finish	Money
1999	73	69	69	75	286	T11	\$93,000.00
2000	70	76	69	73	288	T17	56,250.00
2002	68	72	69	69	278	T27	48,500.00
2005	72	72	76	69	289	T51	40,500.00
2006	70	67	71	69	277	T17	85,000.00
2007	69	80	72	72	293	T35	56,500.00
<b>Total</b>							<b>\$379,750.00</b>

## Olesen, Thorbjorn (73.00)

Year	1st	2nd	3rd	4th	Total	Finish	Money
2013	75	75	70	72	292	T53	\$50,600.00

## Oosthuizen, Louis (72.03)

Year	1st	2nd	3rd	4th	Total	Finish	Money
2006	71	70	72	69	282	T32	\$61,000.00
2007	74	75	77	69	295	T50	45,000.00
2008	74	72	70	77	293	T68	37,625.00
2009	67	69	73	70	279	T20	80,142.86
2011	71	73	67	71	282	T18	89,000.00
2012	77	70	74	72	293	T60	42,000.00
2013	70	75	69	72	286	T33	71,500.00
2014	72	78	71	74	295	T40	63,500.00
<b>Total</b>							<b>\$489,767.86</b>

## Orr, Gary (72.25)

Year	1st	2nd	3rd	4th	Total	Finish	Money
2000	71	74	73	71	289	T25	\$46,500.00

## Otto, Hennie (73.42)

Year	1st	2nd	3rd	4th	Total	Finish	Money
2003	76	73	73	72	294	T48	\$32,500.00
2007	74	73	74	79	300	T63	39,250.00
2012	73	66	71	77	287	50	49,000.00
<b>Total</b>							<b>\$120,750.00</b>

## Overton, Jeff (74.50)

Year	1st	2nd	3rd	4th	Total	Finish	Money
2011	75	77	73	73	298	66	\$39,750.00

## Ozaki, Naomichi (73.13)

Year	1st	2nd	3rd	4th	Total	Finish	Money
1999	76	71	69	79	295	T40	\$32,250.00
2000	72	76	71	71	290	T35	39,500.00
<b>Total</b>							<b>\$71,750.00</b>

## Pagunsan, Juvic (71.00)

Year	1st	2nd	3rd	4th	Total	Finish	Money
2012	69	71	72	72	284	T35	\$60,500.00

## Palmer, Ryan (72.25)

Year	1st	2nd	3rd	4th	Total	Finish	Money
2010	79	68	72	68	287	T45	\$56,000.00
2011	73	73	68	77	291	T49	50,500.00
<b>Total</b>							<b>\$106,500.00</b>

# Cadillac Championship Individual Player Records

## Pamplung, Rod (71.50)

Year	1st	2nd	3rd	4th	Total	Finish	Money
1999	71	74	69	79	293	T37	\$34,500.00
2005	67	71	76	71	285	T41	48,500.00
2006	70	69	72	73	284	T38	56,000.00
2007	70	69	74	78	291	T28	66,500.00
2009	66	69	71	71	277	T9	142,500.00
<b>Total</b>							<b>\$348,000.00</b>

## Parnevik, Jesper (75.00)

Year	1st	2nd	3rd	4th	Total	Finish	Money
2000	72	76	77		225	W/D	

## Parry, Craig (72.90)

Year	1st	2nd	3rd	4th	Total	Finish	Money
1999	72	73	71	73	289	T20	\$52,800.00
2002	68	71	74	72	285	T49	32,000.00
2003	76	72	75	73	296	T54	30,000.00
2006	74	74	70	75	293	58	37,000.00
2008	73	75	72	75	295	T73	36,375.00
<b>Total</b>							<b>\$188,175.00</b>

## Parsons, Lucas (73.75)

Year	1st	2nd	3rd	4th	Total	Finish	Money
2000	78	72	75	70	295	T45	\$30,166.67

## Pate, Steve (74.00)

Year	1st	2nd	3rd	4th	Total	Finish	Money
1999	72	74	72	78	296	T46	\$30,250.00

## Paulson, Dennis (73.00)

Year	1st	2nd	3rd	4th	Total	Finish	Money
1999	76	71	68	74	289	T20	\$52,800.00
2000	75	71	72	77	295	T45	30,166.67
<b>Total</b>							<b>\$82,966.67</b>

## Perez, Pat (70.75)

Year	1st	2nd	3rd	4th	Total	Finish	Money
2009	70	68	72	73	283	T35	\$64,000.00

## Perks, Craig (72.75)

Year	1st	2nd	3rd	4th	Total	Finish	Money
2002	74	74	75	68	291	61	\$27,000.00

## Pernice Jr., Tom (71.63)

Year	1st	2nd	3rd	4th	Total	Finish	Money
2006	69	70	71	78	288	T48	\$46,500.00
2007	71	70	70	74	285	T11	111,000.00
<b>Total</b>							<b>\$157,500.00</b>

## Perry, Chris (71.38)

Year	1st	2nd	3rd	4th	Total	Finish	Money
1999	70	67	72	76	285	T7	\$135,000.00
2000	68	72	75	71	286	16	64,000.00
<b>Total</b>							<b>\$199,000.00</b>

## Perry, Kenny (70.50)

Year	1st	2nd	3rd	4th	Total	Finish	Money
2002	68	71	68	69	276	22	\$56,000.00
2003	70	74	70	74	288	T28	46,071.43
2005	76	69	69	68	282	T32	57,000.00
2009	70	64	71	72	277	T9	142,500.00
2010	73	74	68	72	287	T45	56,000.00
<b>Total</b>							<b>\$357,571.43</b>

## Pettersson, Carl (71.50)

Year	1st	2nd	3rd	4th	Total	Finish	Money
2002	72	72	68	74	286	T54	\$30,000.00
2006	69	70	67	71	277	T17	85,000.00
2007	72	72	74	75	293	T35	56,500.00
2009	74	69	69	71	283	T35	64,000.00
2013	71	75	71	74	291	T49	54,500.00
<b>Total</b>							<b>\$290,000.00</b>

## Piercy, Scott (71.00)

Year	1st	2nd	3rd	4th	Total	Finish	Money
2013	70	73	69	72	284	T25	\$79,000.00

## Points, D.A. (74.50)

Year	1st	2nd	3rd	4th	Total	Finish	Money
2011	68	72	71	79	290	T45	\$55,500.00
2014	82	76	74	74	306	T62	47,000.00
<b>Total</b>							<b>\$102,500.00</b>

## Poulter, Ian (71.52)

Year	1st	2nd	3rd	4th	Total	Finish	Money
2003	73	74	68	78	293	T44	\$34,250.00
2005	67	70	72	70	279	T18	77,000.00
2006	64	71	68	66	269	T2	610,000.00
2007	73	68	75	70	286	T16	87,333.34
2008	71	72	72	73	288	T57	42,250.00
2009	69	67	73	69	278	T13	97,142.86
2010	72	78	72	64	286	T37	62,500.00
2011	73	70	74	73	290	T45	55,500.00
2012	76	77	71	69	293	T60	42,000.00
2013	68	70	72	75	285	T28	75,000.00
2014	71	78	73	78	300	T52	52,500.00
<b>Total</b>							<b>\$1,235,476.20</b>

## Presnell, Alistair (69.50)

Year	1st	2nd	3rd	4th	Total	Finish	Money
2010	72	70	72	64	278	T6	\$214,300.00

## Price, Nick (70.81)

Year	1st	2nd	3rd	4th	Total	Finish	Money
1999	69	71	70	74	284	T4	\$176,666.67
2000	63	72	74	72	281	T5	157,500.00
2002	68	71	69	66	274	T15	65,000.00
2003	71	73	73	77	294	T48	32,500.00
<b>Total</b>							<b>\$431,666.67</b>

## Price, Phillip (73.00)

Year	1st	2nd	3rd	4th	Total	Finish	Money
2000	73	72	69	74	288	T17	\$56,250.00
2003	70	79	72	75	296	T54	30,000.00
<b>Total</b>							<b>\$86,250.00</b>

## Purdy, Ted (74.25)

Year	1st	2nd	3rd	4th	Total	Finish	Money
2005	71	75	75	76	297	66	\$34,000.00

## Quigley, Brett (71.13)

Year	1st	2nd	3rd	4th	Total	Finish	Money
2006	70	64	67	73	274	T9	\$150,000.00
2007	73	72	73	77	295	T50	45,000.00
<b>Total</b>							<b>\$195,000.00</b>

## Quiros, Alvaro (71.38)

Year	1st	2nd	3rd	4th	Total	Finish	Money
2009	72	64	69	73	278	T13	\$97,142.85
2010	72	69	69	68	278	T6	214,300.00
2011	70	77	74	75	296	T64	40,250.00
2012	69	74	71	76	290	T57	44,250.00
<b>Total</b>							<b>\$395,942.85</b>

## Randhawa, Jyoti (71.83)

Year	1st	2nd	3rd	4th	Total	Finish	Money
2003	69	77	74	76	296	T54	\$30,000.00
2005	70	70	74	75	289	T51	40,500.00
2006	66	71	71	69	277	T17	85,000.00
<b>Total</b>							<b>\$155,500.00</b>

## Reavie, Chez (71.00)

Year	1st	2nd	3rd	4th	Total	Finish	Money
2012	78	68	67	71	284	T35	\$60,500.00

## Reed, Patrick (71.00)

Year	1st	2nd	3rd	4th	Total	Finish	Money
2014	68	75	69	72	284	1	\$1,530,000.00

## Remesy, Jean-Francois (73.75)

Year	1st	2nd	3rd	4th	Total	Finish	Money
2004	72	71	75	77	295	T57	\$35,750.00

# Cadillac Championship Individual Player Records

## Riley, Chris (71.83)

Year	1st	2nd	3rd	4th	Total	Finish	Money
2002	73	68	70	71	282	T39	\$37,250.00
2003	74	73	70	71	288	T28	46,071.43
2004	70	75	73	74	292	T50	39,000.00
<b>Total</b>							<b>\$122,321.43</b>

## Roberts, Loren (72.38)

Year	1st	2nd	3rd	4th	Total	Finish	Money
1999	72	72	71	80	295	T40	\$32,250.00
2003	69	75	70	70	284	T16	71,000.00
<b>Total</b>							<b>\$103,250.00</b>

## Rock, Robert (70.50)

Year	1st	2nd	3rd	4th	Total	Finish	Money
2012	75	70	68	69	282	T24	\$76,000.00

## Rollins, John (71.56)

Year	1st	2nd	3rd	4th	Total	Finish	Money
2002	73	72	67	71	283	T43	\$35,500.00
2007	73	70	70	78	291	T28	66,500.00
2008	74	71	67	68	280	T20	75,000.00
2009	76	71	71	73	291	T70	37,375.00
<b>Total</b>							<b>\$214,375.00</b>

## Romero, Andres (70.88)

Year	1st	2nd	3rd	4th	Total	Finish	Money
2008	68	72	73	69	282	T30	\$62,500.00
2009	67	71	77	70	285	T46	52,000.00
<b>Total</b>							<b>\$114,500.00</b>

## Romero, Eduardo (71.42)

Year	1st	2nd	3rd	4th	Total	Finish	Money
2000	71	72	74	72	289	T25	\$46,500.00
2002	70	71	70	70	281	T36	40,000.00
2003	72	74	68	73	287	T25	53,000.00
<b>Total</b>							<b>\$139,500.00</b>

## Rose, Justin (70.72)

Year	1st	2nd	3rd	4th	Total	Finish	Money
2002	73	70	72	69	284	T46	\$34,000.00
2003	75	69	74	70	288	T28	46,071.43
2008	70	71	70	68	279	T15	86,700.00
2009	73	70	68	68	279	T20	80,142.86
2011	77	71	70	71	289	T42	59,000.00
2012	69	64	69	70	272	1	1,400,000.00
2013	68	72	70	68	278	T8	163,750.00
2014	74	77	70	73	294	T34	68,500.00
<b>Total</b>							<b>\$1,938,164.29</b>

## Rumford, Brett (78.25)

Year	1st	2nd	3rd	4th	Total	Finish	Money
2014	83	79	77	74	313	66	\$45,500.00

## Sabbatini, Rory (71.96)

Year	1st	2nd	3rd	4th	Total	Finish	Money
2004	71	70	70	73	284	T21	\$72,000.00
2006	73	67	73	72	285	T41	52,500.00
2007	71	75	73	74	293	T35	56,500.00
2008	72	74	69	79	294	T70	37,000.00
2009	69	74	74	69	286	T53	46,000.00
2011	74	74	67	70	285	T28	73,000.00
<b>Total</b>							<b>\$337,000.00</b>

## Sandelin, Jarmo (72.25)

Year	1st	2nd	3rd	4th	Total	Finish	Money
1999	70	74	75	70	289	T20	\$52,800.00

## Sato, Nobuhito (72.25)

Year	1st	2nd	3rd	4th	Total	Finish	Money
2000	73	73	72	71	289	T25	\$46,500.00

## Schwartzel, Charl (70.63)

Year	1st	2nd	3rd	4th	Total	Finish	Money
2005	72	66	74	67	279	T18	\$77,000.00
2006	73	69	70	73	285	T41	52,500.00
2007	75	74	70	74	293	T35	56,500.00
2010	67	70	67	70	274	2	850,000.00
2011	71	71	75	67	284	T24	77,250.00
2012	68	69	70	68	275	T4	362,500.00
2013	71	65	69	75	280	T16	98,000.00
2014	70	76	76	68	290	T9	151,250.00
<b>Total</b>							<b>\$1,725,000.00</b>

## Scott, Adam (70.90)

Year	1st	2nd	3rd	4th	Total	Finish	Money
2002	70	70	69	73	282	T39	\$37,250.00
2003	70	73	75	74	292	T40	36,250.00
2004	67	74	73	73	287	T36	48,000.00
2005	68	70	69	74	281	T29	60,000.00
2006	67	68	65	69	269	T2	610,000.00
2007	76	71	72	80	299	T61	40,250.00
2008	67	68	69	72	276	T9	147,500.00
2009	71	76	72	71	290	T66	38,125.00
2010	74	69	71	74	288	T50	50,500.00
2011	68	70	68	71	277	T6	271,000.00
2012	66	68	74	71	279	T13	101,000.00
2013	72	70	68	64	274	T3	417,500.00
2014	75	73	72	73	293	T25	76,000.00
<b>Total</b>							<b>\$1,933,375.00</b>

## Senden, John (69.75)

Year	1st	2nd	3rd	4th	Total	Finish	Money
2010	69	70	71	69	279	T11	\$126,666.67
2012	76	67	68	65	276	T6	260,000.00
2013	69	69	70	74	282	T20	88,000.00
<b>Total</b>							<b>\$474,666.67</b>

## Senior, Peter (73.25)

Year	1st	2nd	3rd	4th	Total	Finish	Money
2000	73	77	72	72	294	T42	\$33,000.00
2004	69	74	74	72	289	T43	42,000.00
2011	75	73	73	75	296	T64	40,250.00
<b>Total</b>							<b>\$115,250.00</b>

## Sheehan, Paul (72.75)

Year	1st	2nd	3rd	4th	Total	Finish	Money
2008	72	73	72	74	291	T61	\$40,250.00

## Siem, Marcel (72.00)

Year	1st	2nd	3rd	4th	Total	Finish	Money
2013	75	73	70	70	288	T39	\$64,500.00

## Sim, Michael (75.00)

Year	1st	2nd	3rd	4th	Total	Finish	Money
2010	75	74	77	74	300	68	\$40,000.00

## Simpson, Webb (72.00)

Year	1st	2nd	3rd	4th	Total	Finish	Money
2012	75	66	66	77	284	T35	\$60,500.00
2013	72	67	71	72	282	T20	88,000.00
2014	80	78	70	70	298	T47	57,000.00
<b>Total</b>							<b>\$205,500.00</b>

## Singh, Jeev Milkha (70.50)

Year	1st	2nd	3rd	4th	Total	Finish	Money
2007	74	70	70	77	291	T28	\$66,500.00
2008	68	70	70	73	281	T26	66,500.00
2009	65	71	68	70	274	4	360,000.00
<b>Total</b>							<b>\$493,000.00</b>

# Cadillac Championship Individual Player Records

## Singh, Vijay (70.35)

Year	1st	2nd	3rd	4th	Total	Finish	Money
1999	67	71	75	74	287	T16	\$70,000.00
2000	71	70	71	68	280	T3	287,000.00
2002	67	69	66	65	267	3	367,500.00
2003	70	70	64	72	276	T2	405,000.00
2005	67	70	69	69	275	T6	187,500.00
2006	73	75	72	72	292	T56	38,500.00
2007	74	68	69	74	285	T11	111,000.00
2008	73	68	63	68	272	T2	530,000.00
2009	69	72	71	74	286	T53	46,000.00
2010	68	71	70	70	279	T11	126,666.67
2011	68	72	68	75	283	T22	83,000.00
2012	75	73	72	75	295	T66	39,750.00
<b>Total</b>							<b>\$2,291,916.67</b>

## Slocum, Heath (72.63)

Year	1st	2nd	3rd	4th	Total	Finish	Money
2008	74	72	78	74	298	77	\$35,500.00
2010	74	71	70	68	283	T22	81,000.00
<b>Total</b>							<b>\$116,500.00</b>

## Sluman, Jeff (71.88)

Year	1st	2nd	3rd	4th	Total	Finish	Money
1999	77	70	69	76	292	T34	\$36,000.00
2002	69	69	72	73	283	T43	35,500.00
<b>Total</b>							<b>\$71,500.00</b>

## Snedeker, Brandt (72.42)

Year	1st	2nd	3rd	4th	Total	Finish	Money
2008	74	70	72	70	286	T48	\$47,000.00
2012	75	69	70	72	286	T45	52,000.00
2014	73	73	75	76	297	46	59,000.00
<b>Total</b>							<b>\$158,000.00</b>

## Spence, Craig (75.00)

Year	1st	2nd	3rd	4th	Total	Finish	Money
1999	72	73	75	80	300	58	\$26,000.00
<b>Total</b>							<b>\$26,000.00</b>

## Spieth, Jordan (73.50)

Year	1st	2nd	3rd	4th	Total	Finish	Money
2014	73	79	73	69	294	T34	\$68,500.00

## Stadler, Kevin (75.25)

Year	1st	2nd	3rd	4th	Total	Finish	Money
2007	73	71	78	82	304	T68	\$36,750.00
2014	77	76	72	73	298	T47	57,000.00
<b>Total</b>							<b>\$93,750.00</b>

## Stanley, Kyle (72.00)

Year	1st	2nd	3rd	4th	Total	Finish	Money
2012	69	69	76	74	288	T51	\$46,875.00

## Stenson, Henrik (71.39)

Year	1st	2nd	3rd	4th	Total	Finish	Money
2005	70	67	67	68	272	T3	\$353,666.67
2006	68	67	68	73	276	T13	98,375.00
2007	67	73	72	75	287	T19	80,000.00
2008	72	72	76	68	288	T57	42,250.00
2009	69	73	73	83	298	T77	35,625.00
2010	71	72	71	72	286	T37	62,500.00
2014	73	76	74	69	292	T16	90,666.67
<b>Total</b>							<b>\$763,083.34</b>

## Sterne, Richard (71.56)

Year	1st	2nd	3rd	4th	Total	Finish	Money
2008	71	77	67	70	285	T44	\$48,875.00
2009	70	76	72	75	293	73	36,750.00
2013	70	71	71	67	279	T12	113,750.00
2014	74	73	70	71	288	T4	395,000.00
<b>Total</b>							<b>\$594,375.00</b>

## Stolz, Andre (75.00)

Year	1st	2nd	3rd	4th	Total	Finish	Money
2004	70	76	75	79	300	65	\$32,000.00

## Storm, Graeme (68.75)

Year	1st	2nd	3rd	4th	Total	Finish	Money
2008	71	70	63	71	275	T6	\$198,333.33

## Streelman, Kevin (71.75)

Year	1st	2nd	3rd	4th	Total	Finish	Money
2011	68	72	72	69	281	T15	\$100,000.00
2014	75	74	72	72	293	T25	76,000.00
<b>Total</b>							<b>\$176,000.00</b>

## Stricker, Steve (70.59)

Year	1st	2nd	3rd	4th	Total	Finish	Money
2007	74	69	73	77	293	T35	\$56,500.00
2008	71	68	73	63	275	T6	198,333.34
2009	69	70	70	69	278	T13	97,142.86
2010	73	69	71	68	281	T16	97,500.00
2011	68	71	69	74	282	T18	89,000.00
2012	69	70	69	69	277	T8	165,000.00
2013	67	67	69	68	271	2	880,000.00
2014	77	78	71	76	302	57	50,000.00
<b>Total</b>							<b>\$1,633,476.20</b>

## Sutherland, Kevin (70.88)

Year	1st	2nd	3rd	4th	Total	Finish	Money
2002	69	68	70	71	278	T27	\$48,500.00
2009	74	76	68	71	289	T61	39,550.00
<b>Total</b>							<b>\$88,050.00</b>

## Sutton, Hal (72.00)

Year	1st	2nd	3rd	4th	Total	Finish	Money
1999	75	66	69	78	288	19	\$62,000.00

## Takayama, Tadahiro (73.25)

Year	1st	2nd	3rd	4th	Total	Finish	Money
2012	74	73	75	71	293	T60	\$42,000.00

## Tanaka, Hidemichi (71.00)

Year	1st	2nd	3rd	4th	Total	Finish	Money
2000	71	66	70	77	284	T11	\$87,166.66

## Taniguchi, Toru (72.25)

Year	1st	2nd	3rd	4th	Total	Finish	Money
2006	73	73	76	75	297	T59	\$35,500.00
2008	68	73	72	68	281	T26	66,500.00
<b>Total</b>							<b>\$102,000.00</b>

## Tanihara, Hideto (76.25)

Year	1st	2nd	3rd	4th	Total	Finish	Money
2007	80	75	73	77	305	70	\$36,000.00

## Taylor, Vaughn (70.50)

Year	1st	2nd	3rd	4th	Total	Finish	Money
2005	71	72	66	73	282	T32	\$57,000.00

## Teshima, Taichi (73.75)

Year	1st	2nd	3rd	4th	Total	Finish	Money
2003	77	75	70	73	295	T51	\$31,083.34

## Thompson, Michael (69.50)

Year	1st	2nd	3rd	4th	Total	Finish	Money
2013	69	69	67	73	278	T8	\$163,750.00

## Toms, David (70.79)

Year	1st	2nd	3rd	4th	Total	Finish	Money
1999	72	68	71	75	286	T11	\$93,000.00
2000	70	75	72	72	289	T25	46,500.00
2002	66	67	69	66	268	T4	235,000.00
2003	73	72	67	65	277	5	235,000.00
2004	70	74	68	69	281	T13	90,000.00
2005	68	68	70	69	275	T6	187,500.00
2006	73	75	69	73	290	53	42,000.00
2007	72	72	76	74	294	T45	49,000.00
2010	72	72	72	72	288	T50	50,500.00
2012	72	70			142	W/D	
<b>Total</b>							<b>\$1,028,500.00</b>

## Trahan, D.J. (71.63)

Year	1st	2nd	3rd	4th	Total	Finish	Money
2008	74	73	75	66	288	T57	\$42,250.00
2009	77	71	66	71	285	T46	52,000.00
<b>Total</b>							<b>\$94,250.00</b>

# Cadillac Championship Individual Player Records

## Triplet, Kirk (72.88)

Year	1st	2nd	3rd	4th	Total	Finish	Money
2000	72	73	71	69	285	T14	\$68,500.00
2003	74	72	70	82	298	65	27,750.00
<b>Total</b>							<b>\$96,250.00</b>

## Tryba, Ted (74.25)

Year	1st	2nd	3rd	4th	Total	Finish	Money
1999	77	71	70	79	297	T48	\$28,500.00

## Tway, Bob (73.00)

Year	1st	2nd	3rd	4th	Total	Finish	Money
1999	75	72	71	75	293	T37	\$34,500.00
2003	73	80	70	74	297	T59	28,625.00
2004	71	70	72	73	286	T28	54,625.00
<b>Total</b>							<b>\$117,750.00</b>

## Uihlein, Peter (73.25)

Year	1st	2nd	3rd	4th	Total	Finish	Money
2014	73	77	71	72	293	T25	\$76,000.00

## van der Walt, Dawie (77.50)

Year	1st	2nd	3rd	4th	Total	Finish	Money
2014	81	83	71	75	310	65	\$46,000.00

## Van de Velde, Jean (72.75)

Year	1st	2nd	3rd	4th	Total	Finish	Money
1999	72	73	70	76	291	T30	\$37,750.00

## van der Walt, Tjaart (74.50)

Year	1st	2nd	3rd	4th	Total	Finish	Money
2000	76	73	75	74	298	T50	\$27,750.00

## Van Pelt, Bo (71.00)

Year	1st	2nd	3rd	4th	Total	Finish	Money
2011	71	74	66	76	287	T35	\$65,500.00
2012	73	65	70	69	277	T8	165,000.00
2013	68	75	71	74	288	T39	64,500.00
<b>Total</b>							<b>\$295,000.00</b>

## Vegas, Jhonattan (71.50)

Year	1st	2nd	3rd	4th	Total	Finish	Money
2011	69	74	69	74	286	T31	\$69,500.00

## Verplank, Scott (72.09)

Year	1st	2nd	3rd	4th	Total	Finish	Money
2000	71	80	76	70	297	T48	\$28,750.00
2002	68	72	68	66	274	T15	65,000.00
2003	75	75	68	77	295	T51	31,083.33
2004	71	82	72	69	294	T54	37,000.00
2005	72	69	76	77	294	T62	35,750.00
2006	70	68	73	73	284	T38	56,000.00
2008	71	70	74	69	284	T40	52,500.00
2010	76	72	69	68	285	T30	70,000.00
<b>Total</b>							<b>\$376,083.33</b>

## Villegas, Camilo (70.25)

Year	1st	2nd	3rd	4th	Total	Finish	Money
2008	71	72	68	70	281	T26	\$66,500.00
2009	67	68	69	71	275	T5	275,000.00
2010	72	68	70	71	281	T16	97,500.00
2011	71	71	73	72	287	T35	65,500.00
<b>Total</b>							<b>\$504,500.00</b>

## Wagner, Johnson (69.75)

Year	1st	2nd	3rd	4th	Total	Finish	Money
2012	70	69	67	73	279	T13	\$101,000.00

## Waldorf, Duffy (71.88)

Year	1st	2nd	3rd	4th	Total	Finish	Money
1999	74	77	73	71	295	T40	\$32,250.00
2000	70	69	72	69	280	T3	287,000.00
<b>Total</b>							<b>\$319,250.00</b>

## Walker, Jimmy (73.25)

Year	1st	2nd	3rd	4th	Total	Finish	Money
2014	73	77	67	76	293	T25	\$76,000.00

## Wall, Anthony (73.75)

Year	1st	2nd	3rd	4th	Total	Finish	Money
2006	71	76	68	74	289	T50	\$44,000.00
2007	80	73	75	73	301	T65	38,000.00
<b>Total</b>							<b>\$82,000.00</b>

## Walters, Euan (73.50)

Year	1st	2nd	3rd	4th	Total	Finish	Money
2005	74	72	75	73	294	T62	\$35,750.00

## Watney, Nick (70.22)

Year	1st	2nd	3rd	4th	Total	Finish	Money
2009	66	67	67	70	270	2	\$820,000.00
2010	73	72	71	68	284	T26	75,500.00
2011	67	70	68	67	272	1	1,400,000.00
2012	71	73	69	67	280	T17	92,000.00
2013	69	71	77	74	291	T49	54,500.00
2014	72	75	71		218	W/D	
<b>Total</b>							<b>\$2,442,000.00</b>

## Watson, Bubba (70.69)

Year	1st	2nd	3rd	4th	Total	Finish	Money
2009	72	71	74	75	292	72	\$37,000.00
2012	70	62	67	74	273	2	845,000.00
2013	66	69	71	75	281	T18	93,000.00
2014	73	72	72	68	285	T2	753,000.00
<b>Total</b>							<b>\$1,728,000.00</b>

## Watts, Brian (74.75)

Year	1st	2nd	3rd	4th	Total	Finish	Money
1999	75	74	79	71	299	T55	\$26,500.00

## Weekley, Boo (72.67)

Year	1st	2nd	3rd	4th	Total	Finish	Money
2008	72	73	69	68	282	T30	\$62,500.00
2009	69	75	75	70	289	T61	39,550.00
2014	75	75	78	73	301	T54	51,000.00
<b>Total</b>							<b>\$153,050.00</b>

## Weir, Mike (70.86)

Year	1st	2nd	3rd	4th	Total	Finish	Money
1999	73	68	72	78	291	T30	\$37,750.00
2000	68	75	65	69	277	1	1,000,000.00
2002	67	70	68	69	274	T15	65,000.00
2003	69	73	72	74	288	T28	46,071.43
2005	73	67	70	69	279	T18	77,000.00
2007	73	75	73	74	295	T50	45,000.00
2008	73	69	67	71	280	T20	75,000.00
2009	71	69	70	73	283	T35	64,000.00
2010	73	66	75	70	284	T26	75,500.00
<b>Total</b>							<b>\$1,485,321.43</b>

## Westwood, Lee (71.23)

Year	1st	2nd	3rd	4th	Total	Finish	Money
1999	73	67	71	73	284	T4	\$176,666.67
2000	72	72	68	67	279	2	500,000.00
2003	72	71	71	75	289	T35	41,500.00
2004	68	69	71	73	281	T13	90,000.00
2005	71	75	75	68	289	T51	40,500.00
2006	71	66	73	72	282	T32	61,000.00
2008	71	72	72	68	283	T34	57,500.00
2009	71	71	78	69	289	T61	39,550.00
2010	74	68	74	69	285	T30	70,000.00
2011	70	74	70	68	282	T18	89,000.00
2012	76	67	68	72	283	T29	67,500.00
2013	73	69	71	71	284	T25	79,000.00
2014	75	79	70	70	294	T34	68,500.00
<b>Total</b>							<b>\$1,380,716.67</b>

## Wetterich, Brett (70.33)

Year	1st	2nd	3rd	4th	Total	Finish	Money
2006	70	66	69	68	273	T6	\$216,666.67
2007	72	70	67	71	280	2	800,000.00
2008	70	74	76	71	291	T61	40,250.00
<b>Total</b>							<b>\$1,056,916.67</b>

# Cadillac Championship Individual Player Records

## Wilson, Dean (70.75)

Year	1st	2nd	3rd	4th	Total	Finish	Money
2006	71	70	70	69	280	T22	\$75,000.00
2007	73	75	66	72	286	T16	87,333.33
<b>Total</b>							<b>\$162,333.33</b>

## Wilson, Mark (72.17)

Year	1st	2nd	3rd	4th	Total	Finish	Money
2007	74	72	72	71	289	25	\$71,000.00
2011	72	75	71	73	291	T49	50,500.00
2012	72	70	72	72	286	T45	52,000.00
<b>Total</b>							<b>\$173,500.00</b>

## Wilson, Oliver (71.38)

Year	1st	2nd	3rd	4th	Total	Finish	Money
2009	67	70	72	66	275	T5	\$275,000.00
2010	78	74	77	67	296	67	40,250.00
<b>Total</b>							<b>\$315,250.00</b>

## Wiratchant, Thaworn (72.88)

Year	1st	2nd	3rd	4th	Total	Finish	Money
2006	71	71	75	74	291	T54	\$40,500.00
2013	69	69	77	77	292	T53	50,600.00
<b>Total</b>							<b>\$91,100.00</b>

## Wood, Chris (72.25)

Year	1st	2nd	3rd	4th	Total	Finish	Money
2013	71	74	71	73	289	T43	\$60,500.00

## Woodland, Gary (71.88)

Year	1st	2nd	3rd	4th	Total	Finish	Money
2012	71	70	70	72	283	T29	\$67,500.00
2014	72	78	71	71	292	T16	90,666.67
<b>Total</b>							<b>\$158,166.67</b>

## Woods, Tiger (68.76)

Year	1st	2nd	3rd	4th	Total	Finish	Money
1999	71	69	70	68	278	1	\$1,000,000.00
2000	71	69	69	72	281	T5	157,500.00
2002	65	65	67	66	263	1	1,000,000.00
2003	67	66	69	72	274	1	1,050,000.00
2004	68	70	70	70	278	9	155,000.00
2005	67	68	68	67	270	1	1,300,000.00
2006	63	64	67	67	261	1	1,300,000.00
2007	71	66	68	73	278	1	1,350,000.00
2008	67	66	72	68	273	5	285,000.00
2009	71	70	68	68	277	T9	142,500.00
2011	70	74	70	66	280	T10	129,000.00
2012	72	67	68		207	W/D	
2013	66	65	67	71	269	1	1,500,000.00
2014	76	73	66	78	293	T25	76,000.00
<b>Total</b>							<b>\$9,445,000.00</b>

## Yang, Y.E. (73.25)

Year	1st	2nd	3rd	4th	Total	Finish	Money
2004	75	76	71	77	299	64	\$32,500.00
2007	76	77	73	75	301	T65	38,000.00
2009	73	70	73	78	294	74	36,500.00
2010	73	72	75	65	285	T30	70,000.00
2011	73	72	72	71	288	T39	62,000.00
2012	72	67	76	76	291	59	43,500.00
<b>Total</b>							<b>\$282,500.00</b>

## Yano, Azuma (74.25)

Year	1st	2nd	3rd	4th	Total	Finish	Money
2009	77	71	76	73	297	76	\$36,000.00

## Yates, Simon (71.50)

Year	1st	2nd	3rd	4th	Total	Finish	Money
2005	73	68	70	75	286	T43	\$46,000.00



## Top-50 Cadillac Championship Money Leaders

Name	Events	Earnings
1 Tiger Woods	14	\$9,445,000
2 Ernie Els	13	3,518,768
3 Phil Mickelson	12	2,448,917
4 Nick Watney	6	2,442,000
5 Sergio Garcia	14	2,405,742
6 Vijay Singh	12	2,291,917
7 Geoff Ogilvy	7	1,996,083
8 Jim Furyk	13	1,990,708
9 Justin Rose	8	1,938,164
10 Adam Scott	13	1,933,375
11 Retief Goosen	12	1,784,375
12 Bubba Watson	4	1,728,000
13 Charl Schwartzel	8	1,725,000
14 Steve Stricker	8	1,633,476
15 Pdraig Harrington	12	1,534,560
16 Patrick Reed	1	1,530,000
17 Dustin Johnson	6	1,528,750

Name	Events	Earnings
18 Mike Weir	9	\$1,485,321
19 Luke Donald	11	1,411,810
20 Lee Westwood	13	1,380,717
21 Graeme McDowell	9	1,257,675
22 Ian Poulter	11	1,235,476
23 Thomas Bjorn	11	1,203,696
24 Stuart Appleby	10	1,137,717
25 Matt Kuchar	5	1,120,167
26 Brett Wetterich	3	1,056,917
27 David Toms	10	1,028,500
28 Robert Allenby	10	1,007,667
29 Rory McIlroy	6	1,005,518
30 Zach Johnson	11	960,917
31 Miguel A. Jimenez	10	925,500
32 Paul Casey	9	868,925
33 David Howell	5	824,946
34 Francesco Molinari	5	824,500

Name	Events	Earnings
35 Jamie Donaldson	2	\$799,250
36 Martin Kaymer	7	798,917
37 Henrik Stenson	7	763,083
38 John Daly	1	750,000
39 Peter Hanson	6	746,000
40 Anders Hansen	5	723,167
41 K.J. Choi	9	675,417
42 Colin Montgomerie	8	663,550
43 Bill Haas	5	660,133
44 Thongchai Jaidee	8	655,208
45 Hunter Mahan	7	646,125
46 Darren Clarke	8	635,167
47 Stewart Cink	8	611,292
48 Richard Sterne	4	594,375
49 Nick O'Hern	5	570,625
50 Tim Herron	4	558,500

## Top-50 Cadillac Championship Career Stroke Averages

Name	Average	Rounds
1 Tiger Woods	68.76	55
2 John Senden	69.75	12
3 Nick Watney	70.22	23
T4 Martin Laird	70.25	8
T4 Camilo Villegas	70.25	16
6 Sergio Garcia	70.30	56
7 Jerry Kelly	70.31	16
8 Brett Wetterich	70.33	12
9 Vijay Singh	70.35	48
10 Thomas Aiken	70.38	8
11 Matt Kuchar	70.40	20
12 Luke Donald	70.41	44
13 Bob Estes	70.42	12
14 Niclas Fasth	70.45	20
T15 David Howell	70.50	20
T15 Kenny Perry	70.50	20
T15 Jeev Milkha Singh	70.50	12


Name	Average	Rounds
18 Fred Couples	70.58	12
T19 Aaron Baddeley	70.59	17
T19 Steve Stricker	70.59	32
T21 Anders Hansen	70.60	20
T21 Francesco Molinari	70.60	20
T23 Nicolas Colsaerts	70.63	8
T23 Pdraig Harrington	70.63	48
T23 Charl Schwartzel	70.63	32
26 Ernie Els	70.67	48
27 Stuart Appleby	70.68	40
28 Bubba Watson	70.69	16
29 Rocco Mediate	70.70	10
30 Justin Rose	70.72	32
T31 Jose Coceres	70.75	8
T31 J.B. Holmes	70.75	8
T31 Dustin Johnson	70.75	24
T31 Justin Leonard	70.75	28

Name	Average	Rounds
T31 Nick O'Hern	70.75	20
T31 Dean Wilson	70.75	8
T37 Rory McIlroy	70.79	24
T37 David Toms	70.79	38
39 Robert Allenby	70.80	40
40 Nick Price	70.81	16
T41 Brad Faxon	70.83	12
T41 Graeme McDowell	70.83	36
43 Mark Calcavecchia	70.85	20
44 Mike Weir	70.86	36
T45 Jason Dufner	70.88	16
T45 Ryuji Imada	70.88	8
T45 Andres Romero	70.88	8
T45 Kevin Sutherland	70.88	8
49 Adam Scott	70.90	52
50 Phil Mickelson	70.92	48

Note: Minimum eight rounds to qualify

## Player Records

**Patrick Reed and his wife Justine, at the time pregnant with daughter Windsor-Wells, pose with the winner's trophy after the final round of the World Golf Championships-Cadillac Championship at Blue Monster at Doral.**







# THOMAS AIKEN

South Africa



**HEIGHT:** 5-10  
**WEIGHT:** 155  
**BIRTHDATE:** July 16, 1983  
**BIRTHPLACE:** Johannesburg, South Africa  
**RESIDENCE:** Johannesburg, South Africa  
**TURNED PROFESSIONAL:** 2002

**BEST PGA TOUR CAREER FINISH:** T7—2009 World Golf Championships-CA Championship, 2012 The Open Championship.

**INTERNATIONAL VICTORIES (9):** 2004 Vodacom Legends Tour at Zimbali [SAf], Vodacom Legends Tour at Sun City [SAf], Vodam Origins of Golf Tour Championship [SAf]. **2005** Telkom PGA Championship [SAf], MTC Namibian PGA Championship [SAf]. **2010** Platinum Classic [SAf]. **2011** Open de Espana [Eur]. **2013** Avantha Masters [Eur]. **2014** Africa Open [Eur].

## WORLD GOLF CHAMPIONSHIPS CAREER SUMMARY

Tournament	Position	Score	Total Score	Total Par	Money
<b>Cadillac Championship</b>					
2009 CA Championship	T7	74-66-71-65	276	-12	\$192,500
2011 Cadillac Championship	T35	68-75-74-70	287	-1	65,500
					258,000
<b>HSBC Champions</b>					
2009 HSBC Champions	T68	74-78-73-71	296	+8	29,750
2011 HSBC Champions	70	76-75-69-77	297	+9	29,000
2012 HSBC Champions	T28	68-73-69-70	280	-8	57,500
					116,250
			<b>TOTAL</b>		<b>\$374,250</b>



# SANG-MOON BAE (BAY)

Korea



**HEIGHT:** 6-0  
**WEIGHT:** 180  
**BIRTHDATE:** June 21, 1986  
**BIRTHPLACE:** Dae Gu, South Korea  
**RESIDENCE:** Kyunggi-do, South Korea  
**TURNED PROFESSIONAL:** 2004

**PGA TOUR VICTORIES (2):** 2013 HP Byron Nelson Championship. **2015** Frys.com Open.

**INTERNATIONAL VICTORIES (12):** 2006 Emerson Pacific Group Open [Kor]. **2007** SK Telecom Open [Asia]. **2008** KEB Invitational [Kor], Fortis International Challenge [with Kim Hyung-tae], Kolon-Hana Bank Korean Open [Asia], KPGA KEB Invitational [Kor]. **2009** GS Caltex Maekyung Open [OneAsia]. **2010** SK Telecom Open [OneAsia]. **2011** Vana H Cup KBC Augusta [Jpn], Coca-Cola Tokai Classic [Jpn], Japan Open [Jpn]. **2013** Shinhan Donghae Open [Kor].

## WORLD GOLF CHAMPIONSHIPS CAREER SUMMARY

Tournament	Position	Score	Total Score	Total Par	Money
<b>Cadillac Match Play (3-1)</b>					
2012 Accenture Match Play Championship	T5				\$270,000
R1: beat Ian Poulter, 4 and 3					
R2: beat Charl Schwartzel, 1-up					
R3: beat John Senden, 1-up					
QF: lost to Rory McIlroy, 3 and 2					270,000
<b>Bridgestone Invitational</b>					
2012 Bridgestone Invitational	66	72-66-76-76	290	+10	43,000
2013 Bridgestone Invitational	T53	73-73-70-72	288	+8	48,875
					91,875
<b>Cadillac Championship</b>					
2012 Cadillac Championship	71	79-76-73-71	299	+11	37,750
					37,750
			<b>TOTAL</b>		<b>\$399,625</b>



# THOMAS BJORN (bih-YORN)

Denmark



**HEIGHT:** 6-2  
**WEIGHT:** 194  
**BIRTHDATE:** February 18, 1971  
**BIRTHPLACE:** Silkeborg, Denmark  
**RESIDENCE:** Silkeborg, Denmark; Gothenburg, Sweden  
**TURNED PROFESSIONAL:** 1993

**BEST PGA TOUR CAREER FINISH:** 2—2004 World Golf Championships-American Express Championship, T2—2000 The Open Championship, 2003 The Open Championship, 2005 PGA Championship.

**INTERNATIONAL VICTORIES (20):** **1995** Himmerland Open [EurChall], Interlaken Open [EurChall], Esbjerg Danish [EurChall], The Coca-Cola Open [EurChall]. **1996** Loch Lomond World Invitational [Eur]. **1998** Heineken Classic [Eur], Peugeot Open de Espana [Eur]. **1999** The Sarazen World Open [Eur], Dunlop Phoenix [Jpn]. **2000** BMW International Open [Eur]. **2001** Dubai Desert Classic [Eur]. **2002** BMW International Open [Eur]. **2003** Dunlop Phoenix [Jpn]. **2005** Daily Telegraph Dunlop Masters [Eur]. **2006** Nissan Irish Open [Eur]. **2010** Estoril Open de Portugal [Eur]. **2011** Commercialbank Qatar Masters [Eur], Johnnie Walker Championship [Eur], Omega European Masters [Eur]. **2013** Omega European Masters [Eur].

## WORLD GOLF CHAMPIONSHIPS CAREER SUMMARY

Tournament	Position	Score	Total Score	Total Par	Money
<b>Cadillac Match Play (6-10)</b>					
1999 Accenture Match Play Championship	T17				\$50,000
R1: beat Brian Watts, 1 up R2: lost to Andrew Magee, 2 and 1					
2000 Accenture Match Play Championship	T9				75,000
R1: beat Glen Day, 1 up R2: beat Colin Montgomerie, 23 holes R3: lost to Darren Clarke, 1-down					
2003 Accenture Match Play Championship	T33				30,000
R1: lost to Jerry Kelly, 5 and 4					
2004 Accenture Match Play Championship	T17				75,000
R1: beat Scott Hoch, 4 and 3 R2: lost to Freddie Jacobson, 5 and 4					
2005 Accenture Match Play Championship	T33				35,000
R1: lost to Rory Sabbatini, 6 and 5					
2007 Accenture Match Play Championship	T33				40,000
R1: lost to Trevor Immelman, 6 and 5					
2011 Accenture Match Play Championship	T17				95,000
R1: beat Tiger Woods, 19 holes R2: lost to Geoff Ogilvy, 1-down					
2012 Accenture Match Play Championship	T33				45,000
R1: lost to Francesco Molinari, 20 holes					
2013 Accenture Match Play Championship	T33				46,000
R1: lost to Peter Hanson, 3 and 2					
2014 Accenture Match Play Championship	T17				99,000
R1: beat Francesco Molinari, 2 and 1 R2: lost to Jordan Spieth, 5 and 4					
					590,000
<b>Bridgestone Invitational</b>					
2000 NEC Invitational	T10	69-69-70-66	274	-6	125,000
2001 NEC Invitational	T31	66-79-73-71	289	+9	38,000
2002 NEC Invitational	T15	68-69-72-70	279	-5	60,875
2003 NEC Invitational	T61	72-72-75-71	290	+10	26,250
2005 NEC Invitational	18	70-67-72-71	280	E	83,000
2006 Bridgestone Invitational	T18	72-67-67-74	280	E	77,000
2011 Bridgestone Invitational	T68	66-72-75-79	292	+12	39,250
2012 Bridgestone Invitational	T40	71-70-74-68	283	+3	59,000
2014 Bridgestone Invitational	T15	69-68-69-69	275	-5	97,500
					605,875
<b>Cadillac Championship</b>					
1999 American Express Championship	T59	72-81-74-77	304	+20	25,625
2000 American Express Championship	T40	70-77-71-75	293	+5	35,500
2002 American Express Championship	T27	72-68-66-72	278	-10	48,500
2003 American Express Championship	T28	74-73-67-74	288	+8	46,071
2004 American Express Championship	2	68-69-66-68	271	-17	675,000
2005 American Express Championship					W/D
2006 American Express Championship	T41	70-71-73-71	285	+1	52,500
2007 CA Championship	T11	68-72-71-74	285	-3	111,000
2011 Cadillac Championship	T28	71-73-70-71	285	-3	73,000
2012 Cadillac Championship	T24	68-68-75-71	282	-6	76,000
2014 Cadillac Championship	T44	75-75-73-73	296	+8	60,500
					1,203,696
<b>HSBC Champions</b>					
2011 HSBC Champions	T42	72-71-71-73	287	-1	43,500
2012 HSBC Champions	T21	72-70-68-67	277	-11	70,000
2014 HSBC Champions	T39	74-72-70-68	284	-4	58,000
2015 HSBC Champions	T41	72-75-72-72	291	+3	56,000
					227,500
<b>TOTAL</b>					<b>\$2,627,071</b>



# KEEGAN BRADLEY

United States 

**HEIGHT:** 6-3  
**WEIGHT:** 190  
**BIRTHDATE:** June 7, 1986  
**BIRTHPLACE:** Woodstock, Vermont  
**RESIDENCE:** Jupiter, Florida  
**TURNED PROFESSIONAL:** 2008

**PGA TOUR VICTORIES (3):** **2011** HP Byron Nelson Championship, PGA Championship. **2012** World Golf Championships-Bridgestone Invitational.

**OTHER VICTORIES: (1):** **2011** Franklin Templeton Shootout [with Brendan Steele].

## WORLD GOLF CHAMPIONSHIPS CAREER SUMMARY

Tournament	Position	Score	Total Score	Total Par	Money
<b>Cadillac Match Play (1-3)</b>					
2012 Accenture Match Play Championship	T17				\$95,000
R1: beat Geoff Ogilvy, 4 and 3 R2: lost to Miguel Jimenez, 2 and 1					
2013 Accenture Match Play Championship	T33				46,000
R1: lost to Marcus Fraser, 1-down					
2014 Accenture Match Play Championship	T33				48,000
R1: lost to Jonas Blixt, 2 and 1					
					189,000
<b>Bridgestone Invitational</b>					
2011 Bridgestone Invitational	T15	67-65-68-74	274	-6	95,500
2012 Bridgestone Invitational	1	67-69-67-64	267	-13	1,400,000
2013 Bridgestone Invitational	T2	66-68-71-67	272	-8	692,500
2014 Bridgestone Invitational	T4	68-67-67-69	271	-9	308,000
					2,496,000
<b>Cadillac Championship</b>					
2012 Cadillac Championship	T8	69-67-66-75	277	-11	165,000
2013 Cadillac Championship	7	68-68-69-71	276	-12	240,000
2014 Cadillac Championship	T50	74-76-75-74	299	+11	54,500
					459,500
<b>HSBC Champions</b>					
2011 HSBC Champions	T16	65-70-72-72	279	-9	79,333
2012 HSBC Champions	23	71-68-68-71	278	-10	67,000
2014 HSBC Champions	T11	71-68-68-68	275	-13	116,666
2015 HSBC Champions	T64	72-73-77-78	300	+12	42,500
					305,500
			<b>TOTAL</b>		<b>\$3,450,000</b>



# PAUL CASEY

England



**HEIGHT:** 5-10  
**WEIGHT:** 180  
**BIRTHDATE:** July 21, 1977  
**BIRTHPLACE:** Cheltenham, England  
**RESIDENCE:** Phoenix, Arizona; Weybridge, England  
**TURNED PROFESSIONAL:** 2000

**PGA TOUR VICTORIES (1):** 2009 Shell Houston Open.

**INTERNATIONAL VICTORIES (14):** 2001 Gleneagles Scottish PGA. 2003 ANZ Championship [Eur], Benson and Hedges International Open [Eur]. 2005 TCL Classic [Eur]. 2006 Johnnie Walker Championship at Gleneagles [Eur], Volvo China Open [Eur], HSBC World Match Play [Eur]. 2007 Abu Dhabi Golf Championship [Eur]. 2009 Abu Dhabi Championship [Eur], BMW PGA Championship [Eur]. 2011 Volvo Golf Champions [Eur], Shinhan Donghae Open [Kor]. 2013 Irish Open [Eur]. 2014 KLM Open [Eur].

**OTHER VICTORIES: (1):** 2004 World Golf Championships-World Cup [with Luke Donald].

## WORLD GOLF CHAMPIONSHIPS CAREER SUMMARY

Tournament	Position	Score	Total Score	Total Par	Money
<b>Cadillac Match Play (16-9)</b>					
2003 Accenture Match Play Championship	T33				\$30,000
R1: lost to Davis Love III, 5 and 4					
2004 Accenture Match Play Championship	T33				35,000
R1: lost to Shaun Micheel, 21 holes					
2005 Accenture Match Play Championship	T33				35,000
R1: lost to Angel Cabrera, 4 and 2					
2006 Accenture Match Play Championship	T33				35,000
R1: lost to Henrik Stenson, 1-down					
2007 Accenture Match Play Championship	T5				260,000
R1: beat Mike Weir, 1-up					
R2: beat Colin Montgomerie, 4 and 3					
R3: beat Shaun Micheel, 1-up					
QF: lost to Geoff Ogilvy, 5 and 4					
2008 Accenture Match Play Championship	T9				130,000
R1: beat Robert Karlsson, 1-up					
R2: beat Bradley Dredge, 2 and 1					
R3: lost to K.J. Choi, 1-down					
2009 Accenture Match Play Championship	2				850,000
R1: beat Aaron Baddeley, 1-up					
R2: beat Mathew Goggin, 6 and 4					
R3: beat Peter Hanson, 4 and 2					
QF: beat Sean O'Hair, 4 and 3					
SF: beat Ross Fisher, 2 and 1					
Championship Match: lost to Geoff Ogilvy, 4 and 3					
2010 Accenture Match Play Championship	2				850,000
R1: beat Stephen Ames, 5 and 4					
R2: beat Mike Weir, 5 and 4					
R3: beat Brian Gay, 5 and 4					
QF: beat Stewart Cink, 5 and 4					
SF: beat Camilo Villegas, 24 holes					
Championship Match: lost to Ian Poulter, 4 and 2					
2011 Accenture Match Play Championship	T17				95,000
R1: beat Richard Green, 19 holes					
R2: lost to Jason Day, 4 and 2					
					2,320,000
<b>Bridgestone Invitational</b>					
2003 NEC Invitational	T17	72-66-71-70	279	-1	59,250
2004 NEC Invitational	T16	72-70-68-68	278	-2	79,333
2005 NEC Invitational	T19	75-68-67-71	281	+1	77,000
2006 Bridgestone Invitational	T4	69-69-64-71	273	-7	246,250
2007 Bridgestone Invitational	T51	67-73-76-78	294	+14	42,000
2008 Bridgestone Invitational	T8	70-71-68-65	274	-6	162,500
2010 Bridgestone Invitational	T22	68-68-73-70	279	-1	72,000
2011 Bridgestone Invitational	T45	73-71-71-67	282	+2	53,000
2013 Bridgestone Invitational	T27	70-70-73-69	282	+2	73,500
					864,833
<b>Cadillac Championship</b>					
2003 American Express Championship	T8	73-71-66-71	281	+1	137,500
2004 American Express Championship	T21	72-70-71-71	284	-4	72,000
2006 American Express Championship	T56	74-75-72-71	292	+8	38,500
2007 CA Championship	T9	76-70-66-72	284	-4	157,500
2008 CA Championship	T51	72-75-67-73	287	-1	44,750
2009 CA Championship	T31	71-66-72-73	282	-6	68,500
2010 CA Championship	T6	69-72-68-69	278	-10	214,300
2011 Cadillac Championship	T18	70-71-69-72	282	-6	89,000
2012 Cadillac Championship	T51	76-71-68-73	288	E	46,875
					868,925
<b>HSBC Champions</b>					
2009 HSBC Champions					W/D
2010 HSBC Champions	T6	73-71-67-70	281	-7	145,714
2011 HSBC Champions	T4	70-66-70-67	273	-15	258,333
2014 HSBC Champions	20	69-73-69-69	280	-8	84,000
					488,047
<b>TOTAL</b>					<b>\$4,541,805</b>



# GREG CHALMERS (CHALM-ers)

Australia 

**HEIGHT:** 6-0  
**WEIGHT:** 200  
**BIRTHDATE:** October 11, 1973  
**BIRTHPLACE:** Sydney, Australia  
**RESIDENCE:** Colleyville, Texas  
**TURNED PROFESSIONAL:** 1995

**BEST PGA TOUR CAREER FINISH:** T2—2000 Kemper Insurance Open, 2009 Buick Open.

**NATIONWIDE TOUR VICTORIES (2):** 2005 Albertsons Boise Open Pres'd by First Health. 2008 Henrico County Open.

**INTERNATIONAL VICTORIES (5):** 1997 ANZ Players Championship [Aus]. 1998 Holden Australian Open [Aus]. 2011 Emirates Australian Open [Aus], Australian PGA Championship [Aus]. 2014 Australian PGA Championship [Aus].

## WORLD GOLF CHAMPIONSHIPS CAREER SUMMARY

Tournament	Position	Score	Total Score	Total Par	Money
<b>Cadillac Match Play (0-2)</b>					
2001 Accenture Match Play Championship R1: lost to Tom Lehman, 2 and 1	T33				\$25,000
2012 Accenture Match Play Championship R1: lost to Martin Kaymer, 4 and 2	T33				45,000
					70,000
<b>Bridgestone Invitational</b>					
2012 Bridgestone Invitational	T55	71-75-71-70	287	+7	46,500
					46,500
<b>Cadillac Championship</b>					
2012 Cadillac Championship	T20	71-70-68-72	281	-7	85,000
					85,000
<b>HSBC Champions</b>					
2009 HSBC Champions	T45	72-74-73-69	288	E	40,333
2012 HSBC Champions	T46	71-71-68-77	287	-1	40,000
					80,333
			<b>TOTAL</b>		<b>\$281,833</b>



# JASON DAY



**HEIGHT:** 6-0  
**WEIGHT:** 195  
**BIRTHDATE:** November 12, 1987  
**BIRTHPLACE:** Beaudesert, Queensland, Australia  
**RESIDENCE:** Forest Lake, Queensland, Australia; Columbus, Ohio  
**TURNED PROFESSIONAL:** 2006

**PGA TOUR VICTORIES (3):** **2010** HP Byron Nelson Championship.  
**2014** World Golf Championships-Accenture Match Play Championship.  
**2015** Farmers Insurance Open.

**NATIONWIDE TOUR VICTORIES (1):** **2007** Legend Financial Group Classic Presented by Cynergies Solutions.

**INTERNATIONAL VICTORIES (1):** **2013** ISPS Handa World Cup [indiv].

**OTHER VICTORIES: (2):** **2013** ISPS Handa World Cup [with Adam Scott]. **2014** Franklin Templeton Shootout [with Cameron Tringale].

## WORLD GOLF CHAMPIONSHIPS CAREER SUMMARY

Tournament	Position	Score	Total Score	Total Par	Money
<b>Cadillac Match Play (14-3)</b>					
2011 Accenture Match Play Championship	T9				\$140,000
R1: beat K.T. Kim, 3 and 2 R2: beat Paul Casey, 4 and 2 R3: lost to J.B. Holmes, 1-down					
2012 Accenture Match Play Championship	T17				95,000
R1: beat Rafael Cabrera Bello, 19 holes R2: lost to John Senden, 6 and 5					
2013 Accenture Match Play Championship	3				615,000
R1: beat Zach Johnson, 6 and 5 R2: beat Russell Henley, 19 holes R3: beat Bubba Watson, 4 and 3 QF: beat Graeme McDowell, 1-up SF: lost to Matt Kuchar, 4 and 3 Consolation: beat Ian Poulter, 1-up					
2014 Accenture Match Play Championship	1				1,530,000
R1: beat Thorbjorn Olesen, 1-up R2: beat Billy Horschel, 22 holes R3: beat George Coetzee, 3 and 1 QF: beat Louis Oosthuizen, 2 and 1 SF: beat Rickie Fowler, 3 and 2 Championship Match: beat Victor Dubuisson, 23 holes					
					2,380,000
<b>Bridgestone Invitational</b>					
2010 Bridgestone Invitational	T22	69-70-69-71	279	-1	72,000
2011 Bridgestone Invitational	T4	63-70-66-69	268	-12	332,500
2012 Bridgestone Invitational	T29	75-70-70-66	281	+1	68,000
2013 Bridgestone Invitational	T53	74-72-72-70	288	+8	48,875
2014 Bridgestone Invitational					W/D
					521,375
<b>Cadillac Championship</b>					
2011 Cadillac Championship	T45	71-76-71-72	290	+2	55,500
2012 Cadillac Championship	T20	73-67-70-71	281	-7	85,000
2013 Cadillac Championship	T33	74-66-75-71	286	-2	71,500
					212,000
<b>TOTAL</b>					<b>\$3,113,375</b>



# LUKE DONALD

England



**HEIGHT:** 5-9  
**WEIGHT:** 165  
**BIRTHDATE:** December 7, 1977  
**BIRTHPLACE:** Hemel Hempstead, England  
**RESIDENCE:** Jupiter, Florida  
**TURNED PROFESSIONAL:** 2001

**PGA TOUR VICTORIES (5):** **2002** Southern Farm Bureau Classic. **2006** The Honda Classic. **2011** World Golf Championships-Accenture Match Play Championship, Children's Miracle Network Hospitals Classic. **2012** Transitions Championship.

**INTERNATIONAL VICTORIES (8):** **2004** Scandinavian Masters [Eur], Omega European Masters [Eur]. **2010** Madrid Masters [Eur]. **2011** BMW PGA Championship [Eur], Barclays Scottish Open. **2012** BMW PGA Championship [Eur], Dunlop Phoenix [Jpn]. **2013** Dunlop Phoenix [Jpn].

**OTHER VICTORIES: (2):** **2004** World Cup [with Paul Casey]. **2005** Target World Challenge.

## WORLD GOLF CHAMPIONSHIPS CAREER SUMMARY

Tournament	Position	Score	Total Score	Total Par	Money
<b>Cadillac Match Play (17-9)</b>					
2005 Accenture Match Play Championship	T9				\$125,000
R1: beat Zach Johnson, 4 and 3 R2: beat Kenny Perry, 1-up R3: lost to Nick O'Hern, 5 and 4					
2006 Accenture Match Play Championship	T9				125,000
R1: beat Richard Green, 2 and 1 R2: beat Shigeki Maruyama, 4 and 3 R3: lost to Retief Goosen, 1-down					
2007 Accenture Match Play Championship	T17				90,000
R1: beat Miguel Jimenez, 3 and 1 R2: lost to Aaron Baddeley, 1-down					
2008 Accenture Match Play Championship	T17				90,000
R1: beat Nick Dougherty, 2 and 1 R2: lost to Angel Cabrera, 2 and 1					
2009 Accenture Match Play Championship	T9				140,000
R1: beat Ben Curtis, 19 holes R2: beat Vijay Singh, 19 holes R3: lost to Ernie Els, 1 and 1					
2010 Accenture Match Play Championship	T9				140,000
R1: beat Graeme McDowell, 2 and 1 R2: beat Robert Allenby, 6 and 5 R3: lost to Oliver Wilson, 20 holes					
2011 Accenture Match Play Championship	1				1,400,000
R1: beat Charley Hoffman, 6 and 5 R2: beat Edoardo Molinari, 2 and 1 R3: beat Matteo Manassero, 3 and 2 QF: beat Ryan Moore, 5 and 4 SF: beat Matt Kuchar, 6 and 5 Championship Match: beat Martin Kaymer, 3 and 2					
2012 Accenture Match Play Championship	T33				45,000
R1: lost to Ernie Els, 5 and 4					
2013 Accenture Match Play Championship	T17				96,000
R1: beat Marcel Siem, 1-up R2: lost to Scott Piercy, 7 and 6					
2014 Accenture Match Play Championship	T33				48,000
R1: lost to Matteo Manassero, 5 and 4					
2,299,000					
<b>Bridgestone Invitational</b>					
2004 NEC Invitational	T16	71-70-65-72	278	-2	79,333
2005 NEC Invitational	T6	69-67-74-67	277	-3	200,000
2006 Bridgestone Invitational	T8	67-69-70-68	274	-6	152,500
2007 Bridgestone Invitational	T22	75-75-67-70	287	+7	66,250
2009 Bridgestone Invitational	T45	70-72-69-74	285	+5	51,500
2010 Bridgestone Invitational	T46	70-69-73-71	283	+3	50,214
2011 Bridgestone Invitational	T2	68-69-64-66	267	-13	665,000
2012 Bridgestone Invitational	T8	66-69-71-70	276	-4	128,750
2013 Bridgestone Invitational	T9	67-69-68-72	276	-4	145,750
2014 Bridgestone Invitational	T50	73-70-72-71	286	+6	52,500
1,591,797					
<b>Cadillac Championship</b>					
2004 American Express Championship	T11	67-71-71-71	280	-8	112,500
2005 American Express Championship	T11	70-71-68-68	277	-3	115,000
2006 American Express Championship	T6	68-70-67-68	273	-11	216,666
2007 CA Championship	T26	74-70-75-71	290	+2	69,500
2008 CA Championship	T20	68-72-70-70	280	-8	75,000
2009 CA Championship	T20	69-70-68-72	279	-9	80,142
2010 CA Championship	T26	70-75-69-70	284	-4	75,500
2011 Cadillac Championship	T6	67-72-66-72	277	-11	271,000
2012 Cadillac Championship	T6	70-68-69-69	276	-12	260,000
2013 Cadillac Championship	T43	70-76-71-72	289	+1	60,500
2014 Cadillac Championship	T25	70-82-72-69	293	+5	76,000
1,411,809					
<b>HSBC Champions</b>					
2010 HSBC Champions	T3	68-70-68-73	279	-9	372,500
2012 HSBC Champions	T18	68-68-69-71	276	-12	75,000
2014 HSBC Champions	T31	70-71-70-71	282	-6	68,000
2015 HSBC Champions	T41	74-72-74-71	291	+3	56,000
571,500					
<b>TOTAL</b>					<b>\$5,874,106</b>





# JAMIE DONADLSON

Wales



**HEIGHT:** 5-11  
**WEIGHT:** 174  
**BIRTHDATE:** October 19, 1975  
**BIRTHPLACE:** Pontypridd, Rhondda Cynon Taf, Wales  
**RESIDENCE:** Mottram St. Andrew, Cheshire, England; Lake Nona, Florida  
**TURNED PROFESSIONAL:** 2000

**BEST PGA TOUR CAREER FINISH:** T2—2014 World Golf Championships-Cadillac Championship.

**INTERNATIONAL VICTORIES (6):** **2001** Telia Grand Prix [EurChall], **2001** BMW Russian Open [EurChall], **2007** Guatemala Open [EurChall], **2012** Irish Open [Eur], **2013** Abu Dhabi HSBC Golf Championship [Eur], **2014** Czech Masters [Eur].

## WORLD GOLF CHAMPIONSHIPS CAREER SUMMARY

Tournament	Position	Score	Total Score	Total Par	Money
<b>Cadillac Match Play (0-2)</b>					
2013 Accenture Match Play Championship R1: lost to Thorbjorn Olesen, 3 and 2	T33				\$46,000
2014 Accenture Match Play Championship R1: lost to Billy Horschel, 6 and 5	T33				48,000
					94,000
<b>Bridgestone Invitational</b>					
2012 Bridgestone Invitational	T36	68-73-75-66	282	+2	62,500
2013 Bridgestone Invitational	T17	70-69-71-69	279	-1	93,000
2014 Bridgestone Invitational	T37	68-70-71-71	280	E	64,500
					220,000
<b>Cadillac Championship</b>					
2013 Cadillac Championship	T63	72-77-76-74	299	+11	46,250
2014 Cadillac Championship	T2	74-70-71-70	285	-3	753,000
					799,250
<b>HSBC Champions</b>					
2012 HSBC Champions	T42	71-74-71-70	286	-2	43,500
2014 HSBC Champions	T8	67-74-66-67	274	-14	161,666
2015 HSBC Champions	T24	71-77-68-71	287	-1	73,500
					278,666
			<b>TOTAL</b>		<b>\$1,391,916</b>



# VICTOR DUBUISSON (do-BWAH-son)

France



**HEIGHT:** 6-0  
**WEIGHT:** 160  
**BIRTHDATE:** April 22, 1990  
**BIRTHPLACE:** Nice, France  
**RESIDENCE:** Cannes, France  
**TURNED PROFESSIONAL:** 2010

**BEST PGA TOUR CAREER FINISH:** 2—2014 World Golf Championships-Accenture Match Play Championship.

**INTERNATIONAL VICTORIES (1):** 2013 Turkish Airlines Open [Eur].

## WORLD GOLF CHAMPIONSHIPS CAREER SUMMARY

Tournament	Position	Score	Total Score	Total Par	Money
<b>Cadillac Match Play (5-1)</b>					
2014 Accenture Match Play Championship	2				\$906,000
R1: beat Kevin Strelman, 5 and 4					
R2: beat Peter Hanson, 3 and 1					
R3: beat Bubba Watson, 1-up					
QF: beat Graeme McDowell, 1-up					
SF: beat Ernie Els, 1-up					
Championship Match: lost to Jason Day, 23 holes					
					906,000
<b>Bridgestone Invitational</b>					
2014 Bridgestone Invitational	T31	72-70-69-68	279	-1	69,500
					69,500
<b>Cadillac Championship</b>					
2014 Cadillac Championship	T62	72-81-75-78	306	+18	47,000
					47,000
<b>HSBC Champions</b>					
2015 HSBC Champions					W/D
<b>TOTAL</b>					<b>\$1,022,500</b>



# JASON DUFNER

United States



**HEIGHT:** 5-10  
**WEIGHT:** 180  
**BIRTHDATE:** March 24, 1977  
**BIRTHPLACE:** Cleveland, Ohio  
**RESIDENCE:** Auburn, Alabama  
**TURNED PROFESSIONAL:** 2000

**PGA TOUR VICTORIES (3):** 2012 Zurich Classic of New Orleans, HP Byron Nelson Championship. 2013 PGA Championship.

**NATIONWIDE TOUR VICTORIES (2):** 2001 Wichita Open. 2006 LaSalle Bank Open.

## WORLD GOLF CHAMPIONSHIPS CAREER SUMMARY

Tournament	Position	Score	Total Score	Total Par	Money
<b>Cadillac Match Play (2-3)</b>					
2012 Accenture Match Play Championship R1: lost to Peter Hanson, 2 and 1	T33				\$45,000
2013 Accenture Match Play Championship R1: lost to Richard Sterne, 1-down	T33				46,000
2014 Accenture Match Play Championship R1: beat Scott Stallings, 19 holes R2: beat Matteo Manassero, 2 and 1 R3: lost to Ernie Els, 1-down	T9				148,000
					239,000
<b>Bridgestone Invitational</b>					
2012 Bridgestone Invitational	7	67-66-73-68	274	-6	210,000
2013 Bridgestone Invitational	T4	67-69-67-71	274	-6	321,666
2014 Bridgestone Invitational	T66	70-74-73-77	294	+14	43,375
					575,041
<b>Cadillac Championship</b>					
2010 CA Championship	T18	73-69-75-65	282	-6	89,000
2012 Cadillac Championship	T29	66-72-73-72	283	-5	67,500
2013 Cadillac Championship	T12	69-69-69-72	279	-9	113,750
2014 Cadillac Championship	T9	69-77-68-76	290	+2	151,250
					421,500
<b>HSBC Champions</b>					
2009 HSBC Champions	T40	69-71-73-74	287	-1	45,000
2012 HSBC Champions	T2	68-66-71-64	269	-19	417,500
2014 HSBC Champions	T34	73-67-71-72	283	-5	64,000
2015 HSBC Champions	T10	72-70-72-68	282	-6	135,500
					662,000
			<b>TOTAL</b>		<b>\$1,897,541</b>



# ROSS FISHER

England



**HEIGHT:** 6-3  
**WEIGHT:** 168  
**BIRTHDATE:** November 22, 1980  
**BIRTHPLACE:** Ascot, England  
**RESIDENCE:** Cheam, England  
**TURNED PROFESSIONAL:** 2004

**BEST PGA TOUR CAREER FINISH:** 4—2009 World Golf Championships-Accenture Match Play Championship.

**INTERNATIONAL VICTORIES (5):** **2007** KLM Open [Eur]. **2008** European Open [Eur]. **2009** Volvo World Match Play Championship [Eur]. **2010** 3 Irish Open [Eur]. **2014** Tshwane Open [Eur].

## WORLD GOLF CHAMPIONSHIPS CAREER SUMMARY

Tournament	Position	Score	Total Score	Total Par	Money
<b>Cadillac Match Play (5-4)</b>					
2009 Accenture Match Play Championship	4				\$490,000
R1: beat Robert Allenby, 1-up R2: beat Pat Perez, 6 and 5 R3: beat Jim Furyk, 4 and 3 QF: beat Justin Leonard, 2 and 1 SF: lost to Paul Casey, 2 and 1 Consolation: lost to Stewart Cink, 1-down					
2010 Accenture Match Play Championship	T33				45,000
R1: lost to Thongchai Jaidee, 5 and 4					
2011 Accenture Match Play Championship	T17				95,000
R1: beat Robert Allenby, 4 and 3 R2: lost to Graeme McDowell, 4 and 2					
					630,000
<b>Bridgestone Invitational</b>					
2008 Bridgestone Invitational	T56	69-73-70-73	285	+5	40,000
2009 Bridgestone Invitational	43	70-71-70-72	283	+3	56,000
2010 Bridgestone Invitational	T46	70-68-74-71	283	+3	50,214
					146,214
<b>Cadillac Championship</b>					
2008 CA Championship	T34	68-73-70-72	283	-5	57,500
2009 CA Championship	T46	71-69-72-73	285	-3	52,000
2010 CA Championship	T45	73-72-70-72	287	-1	56,000
2011 Cadillac Championship	T61	69-76-76-74	295	+7	41,500
					207,000
<b>HSBC Champions</b>					
2009 HSBC Champions	T28	70-70-72-71	283	-5	58,000
2010 HSBC Champions	T16	69-70-69-75	283	-5	77,200
					135,200
			<b>TOTAL</b>		<b>\$1,118,414</b>



# TOMMY FLEETWOOD

England



**HEIGHT:** 5-11  
**WEIGHT:** 168  
**BIRTHDATE:** January 19, 1991  
**BIRTHPLACE:** Southport, England  
**RESIDENCE:** Southport, England  
**TURNED PROFESSIONAL:** 2010

**BEST PGA TOUR CAREER FINISH:** T18—2014 World Golf Championships-HSBC Champions.

**INTERNATIONAL VICTORIES (3):** **2011** Kazakhstan Open [EurChall], Formby Hall Classic [PGA EuroPro]. **2013** Johnnie Walker Championship at Gleneagles [Eur].

**OTHER VICTORIES: (1):** **2013** Farmfoods British Par-3 Championship.

## WORLD GOLF CHAMPIONSHIPS CAREER SUMMARY

Tournament	Position	Score	Total Score	Total Par	Money
<b>HSBC Champions</b>					
2014 HSBC Champions	T18	68-70-69-72	279	-9	\$87,000
2015 HSBC Champions	T24	69-75-74-69	287	-1	73,500
					160,500
			<b>TOTAL</b>		<b>\$160,500</b>



# RICKIE FOWLER

United States 

**HEIGHT:** 5-9  
**WEIGHT:** 150  
**BIRTHDATE:** December 13, 1988  
**BIRTHPLACE:** Murrieta, California  
**RESIDENCE:** Jupiter, Florida  
**TURNED PROFESSIONAL:** 2009

**PGA TOUR VICTORIES (1):** 2012 Wells Fargo Championship.

**INTERNATIONAL VICTORIES (1):** 2011 Kolon Korea Open [OneAsia].

## WORLD GOLF CHAMPIONSHIPS CAREER SUMMARY

Tournament	Position	Score	Total Score	Total Par	Money
<b>Cadillac Match Play (7-4)</b>					
2011 Accenture Match Play Championship R1: beat Peter Hanson, 1-up R2: beat Phil Mickelson, 6 and 5 R3: lost to Matt Kuchar, 2 and 1	T9				\$140,000
2012 Accenture Match Play Championship R1: lost to David Toms, 1-down	T33				45,000
2013 Accenture Match Play Championship R1: lost to Carl Pettersson, 19 holes	T33				46,000
2014 Accenture Match Play Championship R1: beat Ian Poulter, 2 and 1 R2: beat Jimmy Walker, 1-up R3: beat Sergio Garcia, 1-up QF: beat Jim Furyk, 1-up SF: lost to Jason Day, 3 and 2 Consolation: beat Ernie Els, 19 holes	3				630,000
					861,000
<b>Bridgestone Invitational</b>					
2010 Bridgestone Invitational	T33	68-73-69-70	280	E	63,500
2011 Bridgestone Invitational	T2	68-64-69-66	267	-13	665,000
2012 Bridgestone Invitational	T60	70-80-69-69	288	+8	44,500
2013 Bridgestone Invitational	T21	67-71-70-73	281	+1	81,166
2014 Bridgestone Invitational	T8	67-67-72-67	273	-7	170,000
					1,024,166
<b>Cadillac Championship</b>					
2011 Cadillac Championship	8	71-73-68-66	278	-10	200,000
2012 Cadillac Championship	T45	74-70-72-70	286	-2	52,000
2013 Cadillac Championship	T35	69-69-71-78	287	-1	68,500
2014 Cadillac Championship	T44	76-75-74-71	296	+8	60,500
					381,000
<b>HSBC Champions</b>					
2010 HSBC Champions	T25	71-74-72-68	285	-3	60,200
2014 HSBC Champions	T55	74-70-70-73	287	-1	46,250
2015 HSBC Champions	T3	69-70-69-70	278	-10	381,666
					488,116
	<b>TOTAL</b>				<b>\$2,754,282</b>



# HIROYUKI FUJITA (HE-ro-you-key fu-JEE-tuh)

Japan 

**HEIGHT:** 5-8  
**WEIGHT:** 150  
**BIRTHDATE:** June 16, 1969  
**BIRTHPLACE:** Tokyo, Japan  
**RESIDENCE:** Tokyo, Japan  
**TURNED PROFESSIONAL:** 1992

**BEST PGA TOUR CAREER FINISH:** T10—2011 The Honda Classic.

**INTERNATIONAL VICTORIES (20):** 1997 Suntory Open [Jpn], Mito Green Open [JpnChall], Twin Fields Cup [JpnChall]. 2001 Sun Chlorella Open [Jpn]. 2003 Asia Japan Okinawa Open [Jpn]. 2004 Token Homemate Cup [Jpn]. 2005 Munsingwear Open KSB Cup [Jpn]. 2008 Pine Valley Beijing Open [Asia]. 2009 Sega Sammy Cup [Jpn], Kansai Open [Jpn]. 2010 Tsuruya Open [Jpn], Golf Nippon Series JT Cup [Jpn]. 2011 Golf Nippon Series JT Cup [Jpn]. 2012 Tsuruya Open [Jpn], Diamond Cup Golf [Jpn], ANA Open [Jpn], Golf Nippon Series JT Cup [Jpn]. 2014 Tsuruya Open [Jpn], KBC Augusta [Jpn], Asia-Pacific Open Golf Championship Diamond Cup [Jpn].

## WORLD GOLF CHAMPIONSHIPS CAREER SUMMARY

Tournament	Position	Score	Total Score	Total Par	Money
<b>Cadillac Match Play (0-2)</b>					
2011 Accenture Match Play Championship R1: lost to Robert Karlsson, 5 and 3	T33				\$45,000
2013 Accenture Match Play Championship R1: lost to Matt Kuchar, 3 and 2	T33				46,000
					91,000
<b>Cadillac Championship</b>					
2011 Cadillac Championship	T61	71-73-74-77	295	+7	41,500
					41,500
<b>HSBC Champions</b>					
2010 HSBC Champions	T46	75-75-70-70	290	+2	40,750
2011 HSBC Champions	T46	74-71-70-73	288	E	40,500
2012 HSBC Champions	T11	73-67-67-67	274	-14	98,000
2014 HSBC Champions	T50	75-70-68-73	286	-2	49,000
					228,250
	<b>TOTAL</b>				<b>\$360,750</b>



# JIM FURYK (FYUR-ik)

United States



**HEIGHT:** 6-2  
**WEIGHT:** 185  
**BIRTHDATE:** May 12, 1970  
**BIRTHPLACE:** West Chester, Pennsylvania  
**RESIDENCE:** Ponte Vedra Beach, Florida  
**TURNED PROFESSIONAL:** 1992

**PGA TOUR VICTORIES (16):** 1995 Las Vegas Invitational. 1996 United Airlines Hawaiian Open. 1998 Las Vegas Invitational. 1999 Las Vegas Invitational. 2000 Doral-Ryder Open. 2001 Mercedes Championships. 2002 Memorial Tournament. 2003 U.S. Open Championship, Buick Open. 2005 Cialis Western Open. 2006 Wachovia Championship, Canadian Open. 2007 Canadian Open presented by Franklin Templeton Investments. 2010 Transitions Championship, Verizon Heritage, THE TOUR Championship presented by Coca-Cola.

**NATIONWIDE TOUR VICTORIES (1):** 1993 Mississippi Gulf Coast Classic.

**INTERNATIONAL VICTORIES (3):** 1997 Argentine Open. 2005 Nedbank Challenge [SAF]. 2006 Nedbank Challenge [SAF].

**OTHER VICTORIES (3):** 1998 Fred Meyer Challenge [with David Duval]. 2003 PGA Grand Slam of Golf. 2009 Chevron World Challenge.

## WORLD GOLF CHAMPIONSHIPS CAREER SUMMARY

Tournament	Position	Score	Total Score	Total Par	Money
<b>Cadillac Match Play (14-14)</b>					
1999 Accenture Match Play Championship	T33				\$25,000
R1: lost to Patrik Sjoland, 5 and 3					
2000 Accenture Match Play Championship	T9				75,000
R1: beat Rocco Mediate, 2 and 1					
R2: beat Bob Tway, 2 and 1					
R3: lost to Davis Love III, 3 and 2					
2002 Accenture Match Play Championship	T9				85,000
R1: beat Billy Andrade, 20 holes					
R2: beat Toshi Izawa, 2 and 1					
R3: lost to Kevin Sutherland, 4 and 3					
2003 Accenture Match Play Championship	T9				95,000
R1: beat Len Mattiace, 2 and 1					
R2: beat Steve Lowery, 6 and 5					
R3: lost to Darren Clarke, 1-down					
2005 Accenture Match Play Championship	T33				35,000
R1: lost to Ian Poulter, 3 and 1					
2006 Accenture Match Play Championship	T33				35,000
R1: lost to Zach Johnson, 1-down					
2007 Accenture Match Play Championship	T17				90,000
R1: beat Brett Quigley, 2 and 1					
R2: lost to Chad Campbell, 19 holes					
2008 Accenture Match Play Championship	T33				40,000
R1: lost to Colin Montgomerie, 3 and 2					
2009 Accenture Match Play Championship	T9				140,000
R1: beat Anders Hansen, 2 and 1					
R2: beat Martin Kaymer, 4 and 2					
R3: lost to Ross Fisher, 4 and 3					
2010 Accenture Match Play Championship	T17				95,000
R1: beat Scott Verplank, 2 and 1					
R2: lost to Charl Schwartzel, 3 and 2					
2011 Accenture Match Play Championship	T33				45,000
R1: lost to Ryan Palmer, 1-down					
2012 Accenture Match Play Championship	T33				45,000
R1: lost to Dustin Johnson, 20 holes					
2013 Accenture Match Play Championship	T17				96,000
R1: beat Ryan Moore, 4 and 2					
R2: lost to Bubba Watson, 22 holes					
2014 Accenture Match Play Championship	T5				280,000
R1: beat Chris Kirk, 2 and 1					
R2: beat Charl Schwartzel, 3 and 2					
R3: beat Harris English, 1-up					
QF: lost to Rickie Fowler, 1-down					
					1,181,000
<b>Bridgestone Invitational</b>					
1999 NEC Invitational	T10	67-72-69-71	279	-1	129,000
2000 NEC Invitational	T4	65-69-69-68	271	-9	243,333
2001 NEC Invitational	2	65-66-66-71	268	-12	500,000
2002 NEC Invitational	T6	70-67-68-70	275	-9	150,000
2003 NEC Invitational	T6	69-69-68-69	275	-5	163,333
2004 NEC Invitational	T22	68-72-71-70	281	+1	65,000
2005 NEC Invitational	T24	72-73-68-69	282	+2	69,000
2006 Bridgestone Invitational	3	69-65-69-68	271	-9	450,000
2008 Bridgestone Invitational	T27	68-69-71-72	280	E	60,000
2009 Bridgestone Invitational	T51	73-71-73-69	286	+6	46,500
2010 Bridgestone Invitational	T6	72-68-69-64	273	-7	227,500
2011 Bridgestone Invitational	T23	73-69-67-69	278	-2	75,250
2012 Bridgestone Invitational	T2	63-66-70-69	268	-12	665,000
2013 Bridgestone Invitational	T9	67-69-72-68	276	-4	145,750
2014 Bridgestone Invitational	T15	69-68-69-69	275	-5	97,500
					3,087,166
<b>HSBC Champions</b>					
2011 HSBC Champions	T62	78-68-73-73	292	+4	32,500
					32,500

<b>Cadillac Championship</b>					
1999 AmEx Championship	T11	68-73-71-74	286	+2	93,000
2002 AmEx Championship	T33	69-69-69-73	280	-8	43,000
2003 AmEx Championship	T12	70-74-69-70	283	+3	89,375
2004 AmEx Championship	T36	70-70-71-76	287	-1	48,000
2005 AmEx CChampionship	T15	68-67-71-72	278	-2	87,333
2006 AmEx CChampionship	4	67-65-69-69	270	-14	345,000
2007 CA Championship	T35	70-73-72-78	293	+5	56,500
2008 CA Championship	T2	69-71-64-68	272	-16	530,000
2009 CA Championship	3	68-68-69-67	272	-16	470,000
2010 CA Championship	T37	70-76-69-71	286	-2	62,500
2011 Cadillac Championship	T49	74-71-71-75	291	+3	50,500
2013 Cadillac Championship	T35	72-70-72-73	287	-1	68,500
2014 Cadillac Championship	T62	78-77-75-76	306	+18	47,000
					1,990,708
<b>TOTAL</b>					<b>\$6,291,374</b>



# STEPHEN GALLACHER

Scotland 

**HEIGHT:** 6-2  
**WEIGHT:** 192  
**BIRTHDATE:** November 1, 1974  
**BIRTHPLACE:** Dechmont, Scotland  
**RESIDENCE:** Bathgate, Scotland  
**TURNED PROFESSIONAL:** 1995

**BEST PGA TOUR CAREER FINISH:** T6—2014 World Golf Championships-Cadillac Championship.

**INTERNATIONAL VICTORIES (4):** **1998** KB Golf Challenge [EurChall]. **2004** Dunhill Links Championship [Eur]. **2013** Omega Dubai Desert Classic [Eur]. **2014** Omega Dubai Desert Classic [Eur].

## WORLD GOLF CHAMPIONSHIPS CAREER SUMMARY

Tournament	Position	Score	Total Score	Total Par	Money
<b>Cadillac Match Play (0-2)</b>					
2013 Accenture Match Play Championship R1: lost to Ian Poulter, 2 and 1	T33				\$46,000
2014 Accenture Match Play Championship R1: lost to Ernie Els, 19 holes	T33				48,000
					94,000
<b>Bridgestone Invitational</b>					
2005 NEC Invitational	T58	74-74-75-70	293	+13	36,500
2013 Bridgestone Invitational	T44	74-74-67-71	286	+6	57,500
2014 Bridgestone Invitational	T47	74-71-69-70	284	+4	55,500
					149,500
<b>Cadillac Championship</b>					
2013 Cadillac Championship	T53	74-75-69-74	292	+4	50,600
2014 Cadillac Championship	T6	75-75-70-69	289	+1	248,333
					298,933
<b>HSBC Champions</b>					
2014 HSBC Champions	T63	73-73-72-71	289	+1	43,500
2015 HSBC Champions	T24	72-72-71-72	287	-1	73,500
					117,000
			<b>TOTAL</b>		<b>\$659,433</b>





# SERGIO GARCIA

Spain



**HEIGHT:** 5-10  
**WEIGHT:** 180  
**BIRTHDATE:** January 9, 1980  
**BIRTHPLACE:** Castellon, Spain  
**RESIDENCE:** Crans-Montana, Switzerland  
**TURNED PROFESSIONAL:** 1999

**PGA TOUR VICTORIES (8):** **2001** MasterCard Colonial, Buick Classic. **2002** Mercedes Championships. **2004** EDS Byron Nelson Championship, Buick Classic. **2005** Booz Allen Classic. **2008** THE PLAYERS Championship. **2012** Wyndham Championship.

**INTERNATIONAL VICTORIES (17):** **1997** Catalanian Open Championship. **1999** Murphy's Irish Open [Eur], Linde German Masters [Eur]. **2001** Lancome Trophy [Eur], Nedbank Golf Challenge [SAF]. **2002** Canarias Open de Espana [Eur], Kolon Cup Korean Open [Asia]. **2003** Nedbank Golf Challenge [SAF]. **2004** Mallorca Classic [Eur]. **2005** Omega European Masters [Eur]. **2008** Castello Masters [Eur], World Golf Championships-HSBC Champions [Eur]. **2011** Castello Masters [Eur], Andalucia Masters [Eur]. **2012** Iskandar Johor Open [Asia]. **2013** Thailand Golf Championship [Asia]. **2014** Commercial Bank Qatar Masters [Eur].

**OTHER VICTORIES: (1):** **1999** Dunhill Cup [with Miguel Angel Jimenez and Jose Maria Olazabal].

## WORLD GOLF CHAMPIONSHIPS CAREER SUMMARY

Tournament	Position	Score	Total Score	Total Par	Money
<b>Cadillac Match Play (15-13)</b>					
2000 Accenture Match Play Championship	T9				\$75,000
R1: beat Loren Roberts, 20 holes R2: beat Mike Weir, 7 and 6 R3: lost to David Duval, 2 and 1					
2002 Accenture Match Play Championship	T9				85,000
R1: beat Lee Janzen, 3 and 2 R2: beat Charles Howell III, 1 up R3: lost to Scott McCarron, 1-down					
2003 Accenture Match Play Championship	T33				30,000
R1: lost to Kevin Sutherland, 2 and 1					
2004 Accenture Match Play Championship	T33				35,000
R1: lost to Jerry Kelly, 1-down					
2005 Accenture Match Play Championship	T9				125,000
R1: beat Alex Cejka, 4 and 2 R2: beat Jerry Kelly, 19 holes R3: lost to Adam Scott, 4 and 3					
2007 Accenture Match Play Championship	T17				90,000
R1: beat Darren Clarke, 19 holes R2: lost to Charles Howell III, 4 and 3					
2008 Accenture Match Play Championship	T17				90,000
R1: beat John Senden, 3 and 2 R2: lost to Boo Weekley, 3 and 1					
2009 Accenture Match Play Championship	T33				45,000
R1: lost to Charl Schwartzel, 1-down					
2010 Accenture Match Play Championship	4				490,000
R1: beat David Toms, 1-up R2: beat Anders Hansen, 2 and 1 R3: beat Tim Clark, 2 and 1 QF: beat Oliver Wilson, 4 and 3 SF: lost to Ian Poulter, 7 and 6 Consolation: lost to Camilo Villegas, 5 and 4					
2012 Accenture Match Play Championship	T33				45,000
R1: lost to Miguel Jimenez, 2 and 1					
2013 Accenture Match Play Championship	T17				96,000
R1: beat Thongchai Jaidee, 20 holes R2: lost to Matt Kuchar, 2 and 1					
2014 Accenture Match Play Championship	T9				148,000
R1: beat Marc Leishman, 22 holes R2: beat Bill Haas, 3 and 1 R3: lost to Rickie Fowler, 1-down					
					1,354,000
<b>Bridgestone Invitational</b>					
1999 NEC Invitational	T7	67-70-69-72	278	-2	154,000
2002 NEC Invitational	T58	68-73-76-73	290	+6	29,500
2003 NEC Invitational	T30	64-76-69-73	282	+2	43,000
2004 NEC Invitational	T16	68-70-70-70	278	-2	79,333
2005 NEC Invitational	T13	68-70-67-74	279	-1	94,400
2006 Bridgestone Invitational	T22	69-73-68-71	281	+1	68,000
2007 Bridgestone Invitational	T20	71-77-71-67	286	+6	75,500
2008 Bridgestone Invitational	T36	69-72-68-72	281	+1	52,000
2009 Bridgestone Invitational	T22	68-72-70-70	280	E	74,428
2010 Bridgestone Invitational	T22	70-70-69-70	279	-1	72,000
2011 Bridgestone Invitational	T53	68-72-72-72	284	+4	46,500
2012 Bridgestone Invitational	T29	67-72-71-71	281	+1	68,000
2013 Bridgestone Invitational	T40	71-76-70-68	285	+5	61,500
2014 Bridgestone Invitational	2	68-61-67-71	267	-13	900,000
					1,818,161
<b>Cadillac Championship</b>					
1999 American Express Championship	T7	74-69-69-73	285	+1	135,000
2000 American Express Championship	T5	69-74-74-64	281	-7	157,500
2002 American Express Championship	7	69-69-70-62	270	-18	155,000
2003 American Express Championship	T12	65-73-70-75	283	+3	89,375
2004 American Express Championship	T4	67-72-67-70	276	-12	308,000
2005 American Express Championship	T3	67-69-67-69	272	-8	353,666
2006 American Express Championship	T32	69-73-71-69	282	-2	61,000
2007 CA Championship	T3	71-70-71-70	282	-6	378,333
2008 CA Championship	T15	69-73-69-68	279	-9	86,700
2009 CA Championship	T31	72-72-68-70	282	-6	68,500
2010 CA Championship	T37	74-72-71-69	286	-2	62,500
2012 Cadillac Championship	T60	75-74-68-76	293	+5	42,000
2013 Cadillac Championship	T3	66-72-67-69	274	-14	417,500
2014 Cadillac Championship	T16	74-76-73-69	292	+4	90,666
					2,405,741
<b>HSBC Champions</b>					
2009 HSBC Champions	T23	75-70-69-67	281	-7	66,000
2014 HSBC Champions	4	70-68-69-63	270	-18	365,000
2015 HSBC Champions	T28	74-72-73-69	288	E	68,500
					499,500
<b>TOTAL</b>					<b>\$6,077,402</b>



# BRANDEN GRACE

South Africa



**HEIGHT:** 5-10  
**WEIGHT:** 171  
**BIRTHDATE:** May 20, 1988  
**BIRTHPLACE:** Pretoria, South Africa  
**RESIDENCE:** George, South Africa  
**TURNED PROFESSIONAL:** 2007

**BEST PGA TOUR CAREER FINISH:** T18—2013 Masters Tournament.

**INTERNATIONAL VICTORIES (6):** **2010** Coca-Cola Charity Championship [SAf]. **2012** Joburg Open [Eur], Volvo Golf Champions [Eur], Volvo China Open [Eur], Vodacom Origins Final [SAf], Alfred Dunhill Links Championship [Eur].

## WORLD GOLF CHAMPIONSHIPS CAREER SUMMARY

Tournament	Position	Score	Total Score	Total Par	Money
<b>Cadillac Match Play (0-2)</b>					
2013 Accenture Match Play Championship R1: lost to Robert Garrigus, 4 and 3	T33				\$46,000
2014 Accenture Match Play Championship R1: lost to Jimmy Walker, 5 and 4	T33				48,000
					94,000
<b>Bridgestone Invitational</b>					
2012 Bridgestone Invitational	T36	72-70-66-74	282	+2	62,500
2013 Bridgestone Invitational	T65	70-75-70-78	293	+13	42,800
2014 Bridgestone Invitational	T23	69-71-67-70	277	-3	82,000
					187,300
<b>Cadillac Championship</b>					
2012 Cadillac Championship	T35	78-72-64-70	284	-4	60,500
2013 Cadillac Championship	T49	73-74-72-72	291	+3	54,500
2014 Cadillac Championship	T40	75-74-69-77	295	+7	63,500
					178,500
<b>HSBC Champions</b>					
2012 HSBC Champions	T62	75-76-70-70	291	+3	32,500
2014 HSBC Champions	T39	77-71-67-69	284	-4	58,000
					90,500
			<b>TOTAL</b>		<b>\$550,300</b>



# BILL HAAS

United States



**HEIGHT:** 6-2  
**WEIGHT:** 185  
**BIRTHDATE:** May 24, 1982  
**BIRTHPLACE:** Charlotte, North Carolina  
**RESIDENCE:** Greenville, South Carolina  
**TURNED PROFESSIONAL:** 2004

**PGA TOUR VICTORIES (6):** **2010** Bob Hope Classic, Viking Classic. **2011** TOUR Championship by Coca-Cola. **2012** Northern Trust Open. **2013** AT&T National. **2015** Humana Challenge in partnership with the Clinton Foundation.

**OTHER VICTORIES: (2):** **2004** CVS Charity Classic [with Jay Haas]. **2012** Umpqua Bank Challenge [with Jay Haas].

## WORLD GOLF CHAMPIONSHIPS CAREER SUMMARY

Tournament	Position	Score	Total Score	Total Par	Money
<b>Cadillac Match Play (1-4)</b>					
2011 Accenture Match Play Championship	T33				\$45,000
R1: lost to Bubba Watson, 3 and 2					
2012 Accenture Match Play Championship	T33				45,000
R1: lost to Ryo Ishikawa, 1-down					
2013 Accenture Match Play Championship	T33				46,000
R1: lost to Nicolas Colsaerts, 5 and 4					
2014 Accenture Match Play Championship	T17				99,000
R1: beat Miguel Jimenez, 4 and 3					
R2: lost to Sergio Garcia, 3 and 1					
					235,000
<b>Bridgestone Invitational</b>					
2010 Bridgestone Invitational	T33	73-66-71-70	280	E	63,500
2011 Bridgestone Invitational	T63	72-72-70-74	288	+8	42,250
2012 Bridgestone Invitational	T19	67-71-70-70	278	-2	82,000
2013 Bridgestone Invitational	T7	67-68-69-71	275	-5	205,000
2014 Bridgestone Invitational	T41	71-69-69-72	281	+1	61,000
					453,750
<b>Cadillac Championship</b>					
2010 CA Championship	T6	71-66-70-71	278	-10	214,300
2011 Cadillac Championship	T31	74-68-71-73	286	-2	69,500
2012 Cadillac Championship	T29	74-70-70-69	283	-5	67,500
2013 Cadillac Championship	T43	72-73-72-72	289	+1	60,500
2014 Cadillac Championship	T6	73-76-69-71	289	+1	248,333
					660,133
<b>HSBC Champions</b>					
2010 HSBC Champions	T21	72-71-72-69	284	-4	68,000
2011 HSBC Champions	T42	74-69-68-76	287	-1	43,500
2012 HSBC Champions	T10	69-67-66-71	273	-15	125,000
2014 HSBC Champions	T21	72-72-69-68	281	-7	75,100
2015 HSBC Champions	T48	70-74-72-77	293	+5	49,300
					360,900
			<b>TOTAL</b>		<b>\$1,709,783</b>



# RUSSELL HENLEY

United States 

**HEIGHT:** 6-0  
**WEIGHT:** 180  
**BIRTHDATE:** April 12, 1989  
**BIRTHPLACE:** Macon, Georgia  
**RESIDENCE:** Kiawah Island, South Carolina  
**TURNED PROFESSIONAL:** 2011

**PGA TOUR VICTORIES (2):** 2013 Sony Open in Hawaii. 2014 The Honda Classic.

**NATIONWIDE TOUR VICTORIES (3):** 2011 Stadion Classic at UGA. 2012 Chiquita Classic, Winn-Dixie Jacksonville Open Presented by Planters.

WORLD GOLF CHAMPIONSHIPS CAREER SUMMARY					
Tournament	Position	Score	Total Score	Total Par	Money
<b>Cadillac Match Play (1-1)</b>					
2013 Accenture Match Play Championship	T17				\$96,000
R1: beat Charl Schwartzel, 1-up R2: lost to Jason Day, 19 holes					
					96,000
<b>Bridgestone Invitational</b>					
2013 Bridgestone Invitational	T27	72-69-75-66	282	+2	73,500
2014 Bridgestone Invitational	T41	72-70-71-68	281	+1	61,000
					134,500
<b>Cadillac Championship</b>					
2013 Cadillac Championship	T28	70-72-70-73	285	-3	75,000
2014 Cadillac Championship	T47	72-78-75-73	298	+10	57,000
					132,000
<b>HSBC Champions</b>					
2015 HSBC Champions	T35	71-75-74-70	290	+2	61,500
					61,500
			<b>TOTAL</b>		<b>\$424,000</b>



# CHARLEY HOFFMAN

United States 

**HEIGHT:** 6-0  
**WEIGHT:** 200  
**BIRTHDATE:** December 27, 1976  
**BIRTHPLACE:** San Diego, California  
**RESIDENCE:** Las Vegas, Nevada  
**TURNED PROFESSIONAL:** 2000

**PGA TOUR VICTORIES (3):** 2007 Bob Hope Chrysler Classic. 2010 Deutsche Bank Championship. 2015 OHL Classic at Mayakoba.

**NATIONWIDE TOUR VICTORIES (1):** 2004 Permian Basin Charity Golf Classic.

WORLD GOLF CHAMPIONSHIPS CAREER SUMMARY					
Tournament	Position	Score	Total Score	Total Par	Money
<b>Cadillac Match Play (0-1)</b>					
2011 Accenture Match Play Championship	T33				\$45,000
R1: lost to Luke Donald, 6 and 5					
					45,000
<b>Bridgestone Invitational</b>					
2007 Bridgestone Invitational	T22	71-73-74-69	287	+7	66,250
2011 Bridgestone Invitational	T37	68-69-70-74	281	+1	58,500
					124,750
<b>Cadillac Championship</b>					
2007 CA Championship	T61	75-75-77-72	299	+11	40,250
2009 CA Championship	T13	68-70-67-73	278	-10	97,142
2011 Cadillac Championship	T24	67-75-73-69	284	-4	77,250
					214,642
			<b>TOTAL</b>		<b>\$384,392</b>



# MORGAN HOFFMANN

United States



**HEIGHT:** 6-1  
**WEIGHT:** 180  
**BIRTHDATE:** August 11, 1989  
**BIRTHPLACE:** Franklin Lakes, New Jersey  
**RESIDENCE:** Jupiter, Florida  
**TURNED PROFESSIONAL:** 2011

**BEST PGA TOUR CAREER FINISH:** 3—2014 BMW Championship.

## WORLD GOLF CHAMPIONSHIPS CAREER SUMMARY

Tournament	Position	Score	Total Score	Total Par	Money
No previous World Golf Championships competition.					



# J.B. HOLMES

United States



**HEIGHT:** 5-11  
**WEIGHT:** 190  
**BIRTHDATE:** April 26, 1982  
**BIRTHPLACE:** Campbellsville, Kentucky  
**RESIDENCE:** Orlando, Florida  
**TURNED PROFESSIONAL:** 2005

**PGA TOUR VICTORIES (3):** 2006 FBR Open. 2008 FBR Open. 2014 Wells Fargo Championship.

## WORLD GOLF CHAMPIONSHIPS CAREER SUMMARY

Tournament	Position	Score	Total Score	Total Par	Money
<b>Cadillac Match Play (3-2)</b>					
2008 Accenture Match Play Championship	T33				\$40,000
R1: lost to Tiger Woods, 1-down					
2011 Accenture Match Play Championship	T5				270,000
R1: beat Camilo Villegas, 4 and 2					
R2: beat Ernie Els, 1-up					
R3: beat Jason Day, 1-up					
QF: lost to Bubba Watson, 19 holes					
					310,000
<b>Bridgestone Invitational</b>					
2006 Bridgestone Invitational	T50	71-72-68-77	288	+8	41,750
2008 Bridgestone Invitational	T36	69-68-72-72	281	+1	52,000
2009 Bridgestone Invitational	T36	70-72-65-75	282	+2	60,000
2010 Bridgestone Invitational	T44	74-72-69-67	282	+2	54,500
2014 Bridgestone Invitational	T26	69-69-67-73	278	-2	75,200
					283,450
<b>Cadillac Championship</b>					
2008 CA Championship	T40	69-72-75-68	284	-4	52,500
2010 CA Championship	T18	69-70-73-70	282	-6	89,000
					141,500
<b>HSBC Champions</b>					
2015 HSBC Champions	T28	70-71-73-74	288	E	68,500
					68,500
			<b>TOTAL</b>		<b>\$803,450</b>



# BILLY HORSHEL (HOR-shul)

United States



**HEIGHT:** 6-0  
**WEIGHT:** 175  
**BIRTHDATE:** December 7, 1986  
**BIRTHPLACE:** Grant, Florida  
**RESIDENCE:** Ponte Vedra Beach, Florida  
**TURNED PROFESSIONAL:** 2009

**PGA TOUR VICTORIES (3):** 2013 Zurich Classic of New Orleans.  
2014 BMW Championship, TOUR Championship by Coca-Cola.

WORLD GOLF CHAMPIONSHIPS CAREER SUMMARY					
Tournament	Position	Score	Total Score	Total Par	Money
<b>Cadillac Match Play (1-1)</b>					
2014 Accenture Match Play Championship	T17				\$99,000
R1: beat Jamie Donaldson, 6 and 5 R2: lost to Jason Day, 22 holes					
					99,000
<b>Bridgestone Invitational</b>					
2013 Bridgestone Invitational	T44	74-74-72-66	286	+6	57,500
					57,500
<b>Cadillac Championship</b>					
2014 Cadillac Championship	T50	77-78-71-73	299	+11	54,500
					54,500
<b>HSBC Champions</b>					
2014 HSBC Champions	T34	71-69-72-71	283	-5	64,000
2015 HSBC Champions	T73	80-77-79-70	306	+18	40,500
					104,500
<b>TOTAL</b>					<b>\$315,500</b>



# MIKKO ILONEN (EE-low-nun)

Finland



**HEIGHT:** 6-2  
**WEIGHT:** 180  
**BIRTHDATE:** December 18, 1979  
**BIRTHPLACE:** Lahti, Finland  
**RESIDENCE:** Lahti, Finland  
**TURNED PROFESSIONAL:** 2001

**BEST PGA TOUR CAREER FINISH:** T7—2014 PGA Championship.

**INTERNATIONAL VICTORIES (5):** 2007 Jakarta Astro Indonesia Open [Eur], Scandinavian Masters [Eur]. 2013 Nordea Masters [Eur]. 2014 Irish Open [Eur], Volvo World Match Play Championship [Eur].

WORLD GOLF CHAMPIONSHIPS CAREER SUMMARY					
Tournament	Position	Score	Total Score	Total Par	Money
<b>Cadillac Match Play (0-1)</b>					
2014 Accenture Match Play Championship	T33				\$48,000
R1: lost to Bubba Watson, 2 and 1					
					48,000
<b>Bridgestone Invitational</b>					
2013 Bridgestone Invitational	T65	73-73-73-74	293	+13	42,800
2014 Bridgestone Invitational	T66	75-74-73-72	294	+14	43,375
					86,175
<b>HSBC Champions</b>					
2014 HSBC Champions	T21	72-69-72-68	281	-7	75,100
2015 HSBC Champions	T46	75-76-71-70	292	+4	52,500
					127,600
<b>TOTAL</b>					<b>\$261,775</b>



# THONGCHAI JAIDEE (thong-CHAI jy-DEE)

Thailand



**HEIGHT:** 5-9  
**WEIGHT:** 160  
**BIRTHDATE:** November 8, 1969  
**BIRTHPLACE:** Lopburi, Thailand  
**RESIDENCE:** Lopburi, Thailand  
**TURNED PROFESSIONAL:** 1999

**BEST PGA TOUR CAREER FINISH:** T5—2010 World Golf Championships-Accenture Match Play Championship.

**INTERNATIONAL VICTORIES (15):** **2000** Kolon Cup [Asia], Korean Open [Asia], Singha Bangkok Open [Thailand]. **2001** Wills Indian Open [Asia]. **2002** London Myanmar Open [Asia]. **2003** Volvo Masters of Asia. **2004** Myanmar Open [Asia], Carlsberg Malaysian Open [Eur]. **2006** Volvo Masters of Asia. **2008** Hana Bank Vietnam Masters [Asia], **2009** Enjoy Jakarta Indonesia Open [Eur], Ballantine's Championship [Eur]. **2010** Johnnie Walker Cambodian Open [Asia]. **2012** ISPS Handa Wales Open [Eur]. **2014** Nordea Masters [Eur].

## WORLD GOLF CHAMPIONSHIPS CAREER SUMMARY

Tournament	Position	Score	Total Score	Total Par	Money
<b>Cadillac Match Play (3-3)</b>					
2010 Accenture Match Play Championship	T5				\$270,000
R1: beat Ross Fisher, 5 and 4 R2: beat Robert Karlsson, 4 and 3 R3: beat Ryo Ishikawa, 5 and 4 QF: lost to Ian Poulter, 1-down					
2013 Accenture Match Play Championship	T33				46,000
R1: lost to Sergio Garcia, 20 holes					
2014 Accenture Match Play Championship	T33				48,000
R1: lost to Webb Simpson, 3 and 2					
364,000					
<b>Bridgestone Invitational</b>					
2004 NEC Invitational	T32	71-71-76-65	283	+3	51,000
2005 NEC Invitational	T58	73-76-72-72	293	+13	36,500
2007 Bridgestone Invitational	T46	73-76-73-71	293	+13	44,500
2009 Bridgestone Invitational	T60	71-74-70-73	288	+8	42,750
2012 Bridgestone Invitational					W/D
2014 Bridgestone Invitational	T52	70-74-71-72	287	+7	49,625
224,375					
<b>Cadillac Championship</b>					
2002 American Express Championship	T57	72-74-73-70	289	+1	28,500
2003 American Express Championship	T66	73-72-72-82	299	+19	27,375
2004 American Express Championship	T41	71-75-71-71	288	E	44,500
2005 American Express Championship	60	73-72-73-74	292	+12	37,000
2006 American Express Championship	T9	71-67-71-65	274	-10	150,000
2007 CA Championship	T23	72-74-70-72	288	E	74,000
2010 CA Championship	T56	73-72-73-72	290	+2	45,500
2014 Cadillac Championship	T6	73-74-74-68	289	+1	248,333
655,208					
<b>HSBC Champions</b>					
2009 HSBC Champions	T19	71-69-70-70	280	-8	72,000
2011 HSBC Champions	T29	68-69-72-74	283	-5	56,500
2012 HSBC Champions	T21	70-68-69-70	277	-11	70,000
2014 HSBC Champions	T46	76-68-68-73	285	-3	52,500
2015 HSBC Champions	T41	71-76-75-69	291	+3	56,000
307,000					
<b>TOTAL</b>					<b>\$1,550,583</b>



# STEVEN JEFFRESS

Australia



**BIRTHDATE:** November 25, 1975

## WORLD GOLF CHAMPIONSHIPS CAREER SUMMARY

Tournament	Position	Score	Total Score	Total Par	Money
No previous World Golf Championships competition.					





# DUSTIN JOHNSON

United States



**HEIGHT:** 6-4  
**WEIGHT:** 190  
**BIRTHDATE:** June 22, 1984  
**BIRTHPLACE:** Columbia, South Carolina  
**RESIDENCE:** Myrtle Beach, South Carolina  
**TURNED PROFESSIONAL:** 2007

**PGA TOUR VICTORIES (8):** **2008** Turning Stone Resort Championship. **2009** AT&T Pebble Beach National Pro-Am. **2010** AT&T Pebble Beach National Pro-Am, BMW Championship. **2011** The Barclays. **2012** FedEx St. Jude Classic. **2013** Hyundai Tournament of Champions. **2014** World Golf Championships-HSBC Champions.

**OTHER VICTORIES: (1):** **2010** Shark Shootout [with Ian Poulter]

## WORLD GOLF CHAMPIONSHIPS CAREER SUMMARY

Tournament	Position	Score	Total Score	Total Par	Money
<b>Cadillac Match Play (2-6)</b>					
2009 Accenture Match Play Championship R1: lost to Steve Stricker, 2 and 1	T33				\$45,000
2010 Accenture Match Play Championship R1: lost to Camilo Villegas, 4 and 3	T33				45,000
2011 Accenture Match Play Championship R1: lost to Mark Wilson, 19 holes	T33				45,000
2012 Accenture Match Play Championship R1: beat Jim Furyk, 20 holes R2: beat Francesco Molinari, 7 and 5 R3: lost to Mark Wilson, 4 and 3	T9				140,000
2013 Accenture Match Play Championship R1: lost to Alexander Noren, 6 and 4	T33				46,000
2014 Accenture Match Play Championship R1: lost to Peter Hanson, 4 and 3	T33				48,000
					369,000
<b>Bridgestone Invitational</b>					
2009 Bridgestone Invitational	T22	70-71-70-69	280	E	74,428
2010 Bridgestone Invitational	15	72-65-68-71	276	-4	96,000
2011 Bridgestone Invitational	T48	73-69-70-71	283	+3	49,300
2012 Bridgestone Invitational	T19	69-68-73-68	278	-2	82,000
2013 Bridgestone Invitational	T33	72-69-75-67	283	+3	68,000
					369,728
<b>Cadillac Championship</b>					
2009 CA Championship	T35	70-66-71-76	283	-5	64,000
2010 CA Championship	T56	69-72-76-73	290	+2	45,500
2011 Cadillac Championship	2	69-69-65-71	274	-14	850,000
2012 Cadillac Championship	T35	75-68-73-68	284	-4	60,500
2013 Cadillac Championship	T12	68-69-70-72	279	-9	113,750
2014 Cadillac Championship	T4	69-74-73-72	288	E	395,000
					1,528,750
<b>HSBC Champions</b>					
2012 HSBC Champions	T39	67-68-84-66	285	-3	47,000
2014 HSBC Champions	1	69-63-66-66	264	-24	1,400,000
					1,447,000
			<b>TOTAL</b>		<b>\$3,714,478</b>



# ZACH JOHNSON

United States 

**HEIGHT:** 5-11  
**WEIGHT:** 164  
**BIRTHDATE:** February 24, 1976  
**BIRTHPLACE:** Cedar Rapids, Iowa  
**RESIDENCE:** St. Simons Island, Georgia  
**TURNED PROFESSIONAL:** 1998

**PGA TOUR VICTORIES (11):** **2004** BellSouth Classic. **2007** Masters Tournament, AT&T Classic. **2008** Valero Texas Open. **2009** Sony Open in Hawaii, Valero Texas Open. **2010** Crowne Plaza Invitational at Colonial. **2012** Crowne Plaza Invitational at Colonial, John Deere Classic. **2013** BMW Championship. **2014** Hyundai Tournament of Champions.

**NATIONWIDE TOUR VICTORIES (2):** **2003** Rheem Classic, Envirocare Utah Classic.

**OTHER VICTORIES: (2):** **2006** Wendy's 3-Tour Challenge [with Stewart Cink and Scott Verplank]. **2011** CVS Caremark Charity Classic [with Matt Kuchar].

## WORLD GOLF CHAMPIONSHIPS CAREER SUMMARY

Tournament	Position	Score	Total Score	Total Par	Money
<b>Cadillac Match Play (7-10)</b>					
2005 Accenture Match Play Championship	T33				\$35,000
R1: lost to Luke Donald, 4 and 3					
2006 Accenture Match Play Championship	3				560,000
R1: beat Jim Furyk, 1-up					
R2: beat Sean O'Hair, 1-up					
R3: beat Shingo Katayama, 4 and 3					
QF: beat Retief Goosen, 3 and 2					
SF: lost to Davis Love III, 4 and 2					
Consolation: beat Tom Lehman, 1-up					
2007 Accenture Match Play Championship	T33				40,000
R1: lost to Henrik Stenson, 1-down					
2008 Accenture Match Play Championship	T33				40,000
R1: lost to David Toms, 2 and 1					
2009 Accenture Match Play Championship	T17				95,000
R1: beat Graeme McDowell, 3 and 1					
R2: lost to Phil Mickelson, 1-down					
2010 Accenture Match Play Championship	T17				95,000
R1: beat Francesco Molinari, 21 holes					
R2: lost to Brian Gay, 1-down					
2011 Accenture Match Play Championship	T33				45,000
R1: lost to Justin Rose, 2 and 1					
2012 Accenture Match Play Championship	T33				45,000
R1: lost to Hunter Mahan, 19 holes					
2013 Accenture Match Play Championship	T33				46,000
R1: lost to Jason Day, 6 and 5					
2014 Accenture Match Play Championship	T33				48,000
R1: lost to Richard Sterne, 5 and 4					
					1,049,000
<b>Bridgestone Invitational</b>					
2004 NEC Invitational	T22	65-73-73-70	281	+1	65,000
2005 NEC Invitational	T9	70-70-69-69	278	-2	135,000
2006 Bridgestone Invitational	T36	71-68-72-73	284	+4	50,500
2007 Bridgestone Invitational	T11	71-65-76-72	284	+4	115,333
2008 Bridgestone Invitational	T16	67-68-72-71	278	-2	82,625
2009 Bridgestone Invitational	T15	67-70-69-72	278	-2	91,125
2010 Bridgestone Invitational	T33	70-70-71-69	280	E	63,500
2011 Bridgestone Invitational	T6	70-68-64-68	270	-10	215,000
2012 Bridgestone Invitational	T40	68-73-68-74	283	+3	59,000
2013 Bridgestone Invitational	T4	69-70-68-67	274	-6	321,666
2014 Bridgestone Invitational	T23	70-70-68-69	277	-3	82,000
					1,280,750
<b>Cadillac Championship</b>					
2004 American Express Championship	T10	68-71-69-71	279	-9	135,000
2005 American Express Championship	T43	68-69-74-75	286	+6	46,000
2006 American Express Championship	T45	70-71-73-73	287	+3	49,000
2007 CA Championship	T9	72-68-73-71	284	-4	157,500
2008 CA Championship	T9	69-72-67-68	276	-12	147,500
2009 CA Championship	T53	70-72-72-72	286	-2	46,000
2010 CA Championship	T37	76-70-71-69	286	-2	62,500
2011 Cadillac Championship	T24	72-75-68-69	284	-4	77,250
2012 Cadillac Championship	T17	70-68-67-75	280	-8	92,000
2013 Cadillac Championship	T47	71-67-77-75	290	+2	57,500
2014 Cadillac Championship	T16	70-75-71-76	292	+4	90,666
					960,916
<b>TOTAL</b>					<b>\$3,290,666</b>



# MARTIN KAYMER (KY-mer)

Germany

**HEIGHT:** 6-0  
**WEIGHT:** 165  
**BIRTHDATE:** December 28, 1984  
**BIRTHPLACE:** Dusseldorf, Germany  
**RESIDENCE:** Mettmann, Germany  
**TURNED PROFESSIONAL:** 2005

**PGA TOUR VICTORIES (3):** **2010** PGA Championship. **2014** THE PLAYERS Championship, U.S. Open.

**INTERNATIONAL VICTORIES (12):** **2006** Vodafone Challenge [EurChall], Open des Volcans [EurChall]. **2008** Abu Dhabi Championship [Eur], BMW International Open [Eur]. **2009** Open de France [Eur], The Barclays Scottish Open [Eur]. **2010** Abu Dhabi Championship [Eur], KLM Open [Eur], Alfred Dunhill Links Championship [Eur]. **2011** Abu Dhabi Championship [Eur], World Golf Championships-HSBC Champions [Eur]. **2012** Nedbank Golf Challenge [SAf].

## WORLD GOLF CHAMPIONSHIPS CAREER SUMMARY

Tournament	Position	Score	Total Score	Total Par	Money
<b>Cadillac Match Play (11-7)</b>					
2008 Accenture Match Play Championship	T33				\$40,000
R1: lost to Boo Weekley, 2 and 1					
2009 Accenture Match Play Championship	T17				95,000
R1: beat Stuart Appleby, 1-up R2: lost to Jim Furyk, 4 and 2					
2010 Accenture Match Play Championship	T17				95,000
R1: beat Chad Campbell, 4 and 2 R2: lost to Tim Clark, 3 and 2					
2011 Accenture Match Play Championship	2				850,000
R1: beat Seung-Yul Noh, 7 and 6 R2: beat Justin Rose, 20 holes R3: beat Hunter Mahan, 2 and 1 QF: beat Miguel Jimenez, 1-up SF: beat Bubba Watson, 1-up Championship Match: lost to Luke Donald, 3 and 2					
2012 Accenture Match Play Championship	T9				140,000
R1: beat Greg Chalmers, 4 and 2 R2: beat David Toms, 1-up R3: lost to Matt Kuchar, 4 and 3					
2013 Accenture Match Play Championship	T9				144,000
R1: beat George Coetzee, 2 and 1 R2: beat Rafael Cabrera Bello, 2 and 1 R3: lost to Hunter Mahan, 5 and 4					
2014 Accenture Match Play Championship	T33				48,000
R1: lost to Hideki Matsuyama, 2 and 1					
					1,412,000
<b>Bridgestone Invitational</b>					
2008 Bridgestone Invitational	T68	72-79-68-70	289	+9	34,500
2009 Bridgestone Invitational	T60	72-74-72-70	288	+8	42,750
2010 Bridgestone Invitational	T22	72-67-69-71	279	-1	72,000
2011 Bridgestone Invitational	T29	69-70-73-67	279	-1	68,500
2012 Bridgestone Invitational	T29	68-72-72-69	281	+1	68,000
2013 Bridgestone Invitational	T9	74-67-69-66	276	-4	145,750
2014 Bridgestone Invitational	T56	77-68-72-71	288	+8	47,750
					479,250
<b>Cadillac Championship</b>					
2008 CA Championship	T57	68-74-73-73	288	E	42,250
2009 CA Championship	T35	73-68-70-72	283	-5	64,000
2010 CA Championship	T3	70-72-66-69	277	-11	426,666
2011 Cadillac Championship	T24	66-70-74-74	284	-4	77,250
2012 Cadillac Championship	T20	73-64-70-74	281	-7	85,000
2013 Cadillac Championship	T49	76-68-73-74	291	+3	54,500
2014 Cadillac Championship	T58	75-80-73-75	303	+15	49,250
					798,916
<b>HSBC Champions</b>					
2009 HSBC Champions	T6	66-74-69-67	276	-12	190,000
2010 HSBC Champions	T30	72-69-74-71	286	-2	55,500
2011 HSBC Champions	1	69-68-68-63	268	-20	1,200,000
2012 HSBC Champions	9	68-69-67-68	272	-16	140,000
2014 HSBC Champions	T8	70-74-62-68	274	-14	161,666
2015 HSBC Champions	T6	69-72-66-73	280	-8	213,666
					1,960,833
<b>TOTAL</b>					<b>\$4,650,999</b>



# CHRIS KIRK

United States 

**HEIGHT:** 6-3  
**WEIGHT:** 175  
**BIRTHDATE:** May 8, 1985  
**BIRTHPLACE:** Atlanta, Georgia  
**RESIDENCE:** Atlanta, Georgia  
**TURNED PROFESSIONAL:** 2007

**PGA TOUR VICTORIES (3):** **2011** Viking Classic. **2014** The McGladrey Classic, Deutsche Bank Championship.

**NATIONWIDE TOUR VICTORIES (2):** **2010** Fort Smith Classic, Knoxville News Sentinel Open.

## WORLD GOLF CHAMPIONSHIPS CAREER SUMMARY

Tournament	Position	Score	Total Score	Total Par	Money
<b>Cadillac Match Play (0-1)</b>					
2014 Accenture Match Play Championship	T33				\$48,000
R1: lost to Jim Furyk, 2 and 1					48,000
<b>Bridgestone Invitational</b>					
2014 Bridgestone Invitational	T41	69-73-72-67	281	+1	61,000
					61,000
<b>Cadillac Championship</b>					
2014 Cadillac Championship	T40	75-71-76-73	295	+7	63,500
					63,500
<b>HSBC Champions</b>					
2015 HSBC Champions	T14	69-74-69-72	284	-4	89,833
					89,833
				<b>TOTAL</b>	<b>\$262,333</b>



# BROOKS KOEPKA (KEP-kuh)

United States 

**HEIGHT:** 6-0  
**WEIGHT:** 186  
**BIRTHDATE:** May 3, 1990  
**BIRTHPLACE:** West Palm Beach, Florida  
**RESIDENCE:** Jupiter, Florida  
**TURNED PROFESSIONAL:** 2012

**PGA TOUR VICTORIES (1):** **2015** Waste Management Phoenix Open.

**INTERNATIONAL VICTORIES [5]:** **2012** Challenge de Catalunya [EurChall]. **2013** Montecchia Golf Open [EurChall], Fred Olesen Challenge de Espana [EurChall], Scottish Hyndro Challenge [EurChall]. **2014** Turkish Airlines Open [Eur].

## WORLD GOLF CHAMPIONSHIPS CAREER SUMMARY

Tournament	Position	Score	Total Score	Total Par	Money
No previous World Golf Championships competition.					



# MATT KUCHAR

United States



**HEIGHT:** 6-4  
**WEIGHT:** 195  
**BIRTHDATE:** June 21, 1978  
**BIRTHPLACE:** Winter Park, Florida  
**RESIDENCE:** Sea Island, Georgia  
**TURNED PROFESSIONAL:** 2000

**PGA TOUR VICTORIES (7):** **2002** The Honda Classic. **2009** Turning Stone Resort Championship. **2010** The Barclays. **2012** THE PLAYERS Championship. **2013** World Golf Championships-Accenture Match Play Championship, the Memorial Tournament presented by Nationwide Insurance. **2014** RBC Heritage.

**NATIONWIDE TOUR VICTORIES (1):** **2006** Henrico County Open Pres'd by Saxon Capital, Inc..

**INTERNATIONAL VICTORIES (1):** **2011** OMEGA Mission Hills World Cup [with Gary Woodland].

**OTHER VICTORIES: (2):** **2011** CVS Caremark Charity Classic [with Zach Johnson]. **2013** Franklin Templeton Shootout [with Harris English].

## WORLD GOLF CHAMPIONSHIPS CAREER SUMMARY

Tournament	Position	Score	Total Score	Total Par	Money
<b>Cadillac Match Play (17-4)</b>					
2010 Accenture Match Play Championship	T17				\$95,000
R1: beat Anthony Kim, 3 and 2 R2: lost to Jeev Milkha Singh, 1-down					
2011 Accenture Match Play Championship	3				600,000
R1: beat Anders Hansen, 22 holes R2: beat Bo Van Pelt, 3 and 2 R3: beat Rickie Fowler, 2 and 1 QF: beat Y.E. Yang, 2 and 1 SF: lost to Luke Donald, 6 and 5 Consolation: beat Bubba Watson, 2 and 1					
2012 Accenture Match Play Championship	T5				270,000
R1: beat Jonathan Byrd, 1-up R2: beat Bubba Watson, 3 and 2 R3: beat Martin Kaymer, 4 and 3 QF: lost to Hunter Mahan, 6 and 5					
2013 Accenture Match Play Championship	1				1,500,000
R1: beat Hiroyuki Fujita, 3 and 2 R2: beat Sergio Garcia, 2 and 1 R3: beat Nicolas Colsaerts, 4 and 3 QF: beat Robert Garrigus, 3 and 2 SF: beat Jason Day, 4 and 3 Championship Match: beat Hunter Mahan, 2 and 1					
2014 Accenture Match Play Championship	T9				148,000
R1: beat Bernd Wiesberger, 3 and 2 R2: beat Ryan Moore, 1-up R3: lost to Jordan Spieth, 2 and 1					
					2,613,000
<b>Bridgestone Invitational</b>					
2002 NEC Invitational	T38	71-68-71-75	285	+1	37,250
2010 Bridgestone Invitational	T9	69-67-66-73	275	-5	125,833
2011 Bridgestone Invitational	T19	71-69-65-71	276	-4	85,000
2012 Bridgestone Invitational	T8	70-70-70-66	276	-4	128,750
2013 Bridgestone Invitational	T27	72-71-69-70	282	+2	73,500
2014 Bridgestone Invitational	T12	71-66-72-65	274	-6	115,000
					565,333
<b>Cadillac Championship</b>					
2010 CA Championship	T3	71-71-67-68	277	-11	426,666
2011 Cadillac Championship	5	68-69-68-71	276	-12	350,000
2012 Cadillac Championship	T8	72-67-66-72	277	-11	165,000
2013 Cadillac Championship	T35	72-72-72-71	287	-1	68,500
2014 Cadillac Championship	T13	69-74-74-74	291	+3	110,000
					1,120,166
<b>HSBC Champions</b>					
2009 HSBC Champions	T19	68-72-72-68	280	-8	72,000
					72,000
<b>TOTAL</b>					<b>\$4,370,499</b>



# ANIRBAN LAHIRI (law-HERE-ree)

India



**HEIGHT:** 5-9  
**WEIGHT:** 165  
**BIRTHDATE:** June 29, 1987  
**BIRTHPLACE:** India  
**RESIDENCE:** Bangalore, India  
**TURNED PROFESSIONAL:** 2007

**BEST PGA TOUR CAREER FINISH:** T28—2015 World Golf Championships-HSBC Champions.

**INTERNATIONAL VICTORIES (14):** **2009** Haryana Open [India], BILT Open [India]. **2010** Aircel PGTI Players Championship [India], PGTI Players Championship [India]. **2011** Aircel PGTI Players Championship [India], Panasonic Open [Asia]. **2012** SAIL-SBI Open [Asia]. **2013** McLeod Russel Tour Championship [India], PGTI-Eagleburg Open [India], PGTI Players Championship [India], SAIL-SBI Open [Asia]. **2014** CIMB Niaga Indonesian Masters [Asia], Venetian Macau Open [Asia]. **2015** Maybank Malaysian Open [Eur].

## WORLD GOLF CHAMPIONSHIPS CAREER SUMMARY

Tournament	Position	Score	Total Score	Total Par	Money
<b>HSBC Champions</b>					
2015 HSBC Champions	T28	74-70-74-70	288	E	\$68,500
					68,500
<b>TOTAL</b>					<b>\$68,500</b>



# ALEXANDER LEVY (luh-VEE)

France



**HEIGHT:** 6-2  
**WEIGHT:** 190  
**BIRTHDATE:** August 1, 1990  
**BIRTHPLACE:** Orange, California  
**RESIDENCE:** Bandol, France  
**TURNED PROFESSIONAL:** 2011

**BEST PGA TOUR CAREER FINISH:** T14—2015 World Golf Championships-HSBC Champions.

**INTERNATIONAL VICTORIES (2):** 2014 Volvo China Open [Eur], Portugal Masters [Eur].

## WORLD GOLF CHAMPIONSHIPS CAREER SUMMARY

Tournament	Position	Score	Total Score	Total Par	Money
<b>Bridgestone Invitational</b>					
2014 Bridgestone Invitational	T58	72-71-77-69	289	+9	\$46,500
					46,500
<b>HSBC Champions</b>					
2015 HSBC Champions	T14	74-68-71-71	284	-4	89,833
					89,833
			<b>TOTAL</b>		<b>\$136,333</b>



# DAVID LIPSKY

United States



**HEIGHT:** 5-11  
**WEIGHT:** 165  
**BIRTHDATE:** July 14, 1988  
**BIRTHPLACE:** Los Angeles, California  
**RESIDENCE:** Los Angeles, California  
**TURNED PROFESSIONAL:** 2011

**BEST PGA TOUR CAREER FINISH:** T56—2015 World Golf Championships-HSBC Champions.

**INTERNATIONAL VICTORIES (2):** Handa Faldo Cambodian Classic [Asia]. 2014 Omega European Masters [Eur].

## WORLD GOLF CHAMPIONSHIPS CAREER SUMMARY

Tournament	Position	Score	Total Score	Total Par	Money
<b>HSBC Champions</b>					
2012 HSBC Champions	T72	78-74-69-76	297	+9	\$27,500
2015 HSBC Champions	T56	78-73-72-72	295	+7	45,250
					72,750
			<b>TOTAL</b>		<b>\$72,750</b>



# SHANE LOWRY

Ireland



**HEIGHT:** 6-0  
**WEIGHT:** 227  
**BIRTHDATE:** April 2, 1987  
**BIRTHPLACE:** Clara, Co. Offaly, Ireland  
**RESIDENCE:** Clara, Co. Offaly, Ireland  
**TURNED PROFESSIONAL:** 2009

**BEST PGA TOUR CAREER FINISH:** T7—2015 Farmers Insurance Open.

**INTERNATIONAL VICTORIES (2):** 2009 The 3 Irish Open [Eur]. 2012 Portugal Masters [Eur].

## WORLD GOLF CHAMPIONSHIPS CAREER SUMMARY

Tournament	Position	Score	Total Score	Total Par	Money
<b>Cadillac Match Play (2-1)</b>					
2013 Accenture Match Play Championship	T9				\$144,000
R1: beat Rory McIlroy, 1-up					
R2: beat Carl Pettersson, 6 and 5					
R3: lost to Graeme McDowell, 3 and 2					144,000
<b>Bridgestone Invitational</b>					
2009 Bridgestone Invitational	77	78-78-72-72	300	+20	36,000
2013 Bridgestone Invitational	T48	72-76-70-69	287	+7	53,000
					89,000
<b>HSBC Champions</b>					
2009 HSBC Champions	T28	66-74-71-72	283	-5	58,000
2012 HSBC Champions	32	66-68-72-75	281	-7	55,000
2015 HSBC Champions	34	78-69-74-68	289	+1	65,000
					178,000
			<b>TOTAL</b>		<b>\$411,000</b>



# JOOST LUITEN (YOAST LAU-tun)

Netherlands

**HEIGHT:** 5-10  
**WEIGHT:** 154  
**BIRTHDATE:** January 7, 1986  
**BIRTHPLACE:** Bleiswijk, Netherlands  
**RESIDENCE:** Bleiswijk, Netherlands  
**TURNED PROFESSIONAL:** 2006

**BEST PGA TOUR CAREER FINISH:** T13—2014 World Golf Championships-Cadillac Championship.

**INTERNATIONAL VICTORIES (5):** **2007** Vodafone Challenge [EurChall], Allianz Golf Open de Toulouse [EurChall]. **2011** Iskandar Johor Open [Asia]. **2013** Lyonesse Open [Eur], KLM Open [Eur]. **2014** ISPS Handa Wales Open [Eur].

## WORLD GOLF CHAMPIONSHIPS CAREER SUMMARY

Tournament	Position	Score	Total Score	Total Par	Money
<b>Cadillac Match Play (0-1)</b>					
2014 Accenture Match Play Championship R1: lost to Ryan Moore, 1-down	T33				\$48,000
					48,000
<b>Bridgestone Invitational</b>					
2012 Bridgestone Invitational	T63	72-71-77-69	289	+9	43,500
2014 Bridgestone Invitational	T56	73-73-71-71	288	+8	47,750
					91,250
<b>Cadillac Championship</b>					
2014 Cadillac Championship	T13	76-72-71-72	291	+3	110,000
					110,000
<b>HSBC Champions</b>					
2012 HSBC Champions	T36	72-72-68-72	284	-4	50,000
2015 HSBC Champions	T28	77-71-69-71	288	E	68,500
					118,500
			<b>TOTAL</b>		<b>\$367,750</b>





# HUNTER MAHAN (MAY-han)

United States



**HEIGHT:** 5-11  
**WEIGHT:** 175  
**BIRTHDATE:** May 17, 1982  
**BIRTHPLACE:** Orange, California  
**RESIDENCE:** Dallas, Texas  
**TURNED PROFESSIONAL:** 2003

**PGA TOUR VICTORIES (6):** 2007 Travelers Championship, 2010 Waste Management Phoenix Open, World Golf Championships-Bridgestone Invitational, 2012 World Golf Championships-Accenture Match Play Championship, Shell Houston Open. 2014 The Barclays.

**OTHER VICTORIES: (1):** 2008 Kiwi Challenge.

## WORLD GOLF CHAMPIONSHIPS CAREER SUMMARY

Tournament	Position	Score	Total Score	Total Par	Money
<b>Cadillac Match Play (17-6)</b>					
2008 Accenture Match Play Championship	T17				\$90,000
R1: beat Richard Sterne, 4 and 3 R2: lost to Steve Stricker, 20 holes					
2009 Accenture Match Play Championship	T17				95,000
R1: beat Mike Weir, 1-up R2: lost to Rory McIlroy, 1-down					
2010 Accenture Match Play Championship	T33				45,000
R1: lost to Charl Schwartzel, 2 and 1					
2011 Accenture Match Play Championship	T9				140,000
R1: beat Sean O'Hair, 4 and 3 R2: beat Robert Karlsson, 1-up R3: lost to Martin Kaymer, 2 and 1					
2012 Accenture Match Play Championship	1				1,400,000
R1: beat Zach Johnson, 19 holes R2: beat Y.E. Yang, 5 and 3 R3: beat Steve Stricker, 4 and 3 QF: beat Matt Kuchar, 6 and 5 SF: beat Mark Wilson, 2 and 1 Championship Match: beat Rory McIlroy, 2 and 1					
2013 Accenture Match Play Championship	2				875,000
R1: beat Matteo Manassero, 5 and 4 R2: beat Richard Sterne, 4 and 3 R3: beat Martin Kaymer, 5 and 4 QF: beat Webb Simpson, 1-up SF: beat Ian Poulter, 4 and 3 Championship Match: lost to Matt Kuchar, 2 and 1					
2014 Accenture Match Play Championship	T9				148,000
R1: beat Gonzalo Fdez-Castano, 3 and 2 R2: beat Richard Sterne, 1-up R3: lost to Graeme McDowell, 21 holes					
					2,793,000
<b>Bridgestone Invitational</b>					
2007 Bridgestone Invitational	T22	67-73-71-76	287	+7	66,250
2008 Bridgestone Invitational	T10	71-66-70-68	275	-5	133,000
2009 Bridgestone Invitational	T4	68-69-70-66	273	-7	332,000
2010 Bridgestone Invitational	1	71-67-66-64	268	-12	1,400,000
2011 Bridgestone Invitational	T37	71-69-72-69	281	+1	58,500
2012 Bridgestone Invitational	T55	73-73-69-72	287	+7	46,500
2014 Bridgestone Invitational	T15	71-65-71-68	275	-5	97,500
					2,133,750
<b>Cadillac Championship</b>					
2008 CA Championship	T44	72-72-71-70	285	-3	48,875
2009 CA Championship	T53	71-74-68-73	286	-2	46,000
2010 CA Championship	T30	72-70-69-74	285	-3	70,000
2011 Cadillac Championship	9	64-71-71-73	279	-9	175,000
2012 Cadillac Championship	T24	71-72-66-73	282	-6	76,000
2013 Cadillac Championship	T25	67-72-71-74	284	-4	79,000
2014 Cadillac Championship	T9	69-74-71-76	290	+2	151,250
					646,125
<b>HSBC Champions</b>					
2010 HSBC Champions	T21	70-73-71-70	284	-4	68,000
2011 HSBC Champions	T7	71-67-69-67	274	-14	155,000
2015 HSBC Champions	T28	74-68-71-75	288	E	68,500
					291,500
<b>TOTAL</b>					<b>\$5,864,375</b>



# HIDEKI MATSUYAMA (Matt-sue-JAW-muh)

Japan



**HEIGHT:** 5-11  
**WEIGHT:** 170  
**BIRTHDATE:** February 25, 1992  
**BIRTHPLACE:** Ehime, Japan  
**RESIDENCE:** Sendai, Japan  
**TURNED PROFESSIONAL:** 2013

**PGA TOUR VICTORIES (1):** **2014** the Memorial Tournament presented by Nationwide Insurance.

**INTERNATIONAL VICTORIES (5):** **2011** Mitsui Sumitomo Visa Taiheiyo [Jpn]. **2013** Tsuruya Open [Jpn], Diamond Cup Golf [Jpn]. Fujisankei Classic [Jpn], Casio World Open [Jpn].

WORLD GOLF CHAMPIONSHIPS CAREER SUMMARY					
Tournament	Position	Score	Total Score	Total Par	Money
<b>Cadillac Match Play (1-1)</b>					
2014 Accenture Match Play Championship	T17				\$99,000
R1: beat Martin Kaymer, 2 and 1					
R2: lost to Graeme McDowell, 1-down					
					99,000
<b>Bridgestone Invitational</b>					
2013 Bridgestone Invitational	T21	72-68-70-71	281	+1	81,166
2014 Bridgestone Invitational	T12	70-71-65-68	274	-6	115,000
					196,166
<b>Cadillac Championship</b>					
2014 Cadillac Championship	T34	72-77-71-74	294	+6	68,500
					68,500
<b>HSBC Champions</b>					
2014 HSBC Champions					W/D
2015 HSBC Champions	T41	74-69-73-75	291	+3	56,000
					56,000
			<b>TOTAL</b>		<b>\$419,666</b>



# GRAEME McDOWELL (GREY-am)

Northern Ireland



**HEIGHT:** 5-10  
**WEIGHT:** 160  
**BIRTHDATE:** July 30, 1979  
**BIRTHPLACE:** Portrush, Northern Ireland  
**RESIDENCE:** Orlando, Florida; Portrush, Northern Ireland  
**TURNED PROFESSIONAL:** 2002

**PGA TOUR VICTORIES (2):** 2010 U.S. Open Championship. 2013 RBC Heritage.

**INTERNATIONAL VICTORIES (8):** 2002 Volvo Scandinavian Masters [Eur]. 2004 Telecom Italia Open [Eur]. 2008 Ballantine's Championship [Eur], Barclays Scottish Open [Eur]. 2010 Celtic Manor Wales Open [Eur], Andalucia Valderrama Masters [Eur]. 2013 Volvo World Match Play Championship [Eur], Alstom Open de France [Eur].

**OTHER VICTORIES: (2):** 2010 Chevron World Challenge. 2012 World Challenge.

## WORLD GOLF CHAMPIONSHIPS CAREER SUMMARY

Tournament	Position	Score	Total Score	Total Par	Money
<b>Cadillac Match Play (9-8)</b>					
2005 Accenture Match Play Championship	T17				\$85,000
R1: beat Darren Clarke, 1-up R2: lost to Robert Allenby, 1-down					
2006 Accenture Match Play Championship	T33				35,000
R1: lost to Vijay Singh, 5 and 4					
2009 Accenture Match Play Championship	T33				45,000
R1: lost to Zach Johnson, 3 and 1					
2010 Accenture Match Play Championship	T33				45,000
R1: lost to Luke Donald, 2 and 1					
2011 Accenture Match Play Championship	T9				140,000
R1: beat Heath Slocum, 4 and 3 R2: beat Ross Fisher, 4 and 2 R3: lost to Y.E. Yang, 3 and 2					
2012 Accenture Match Play Championship	T33				45,000
R1: lost to Y.E. Yang, 2 and 1					
2013 Accenture Match Play Championship	T5				275,000
R1: beat Pdraig Harrington, 1-up R2: beat Alexander Noren, 20 holes R3: beat Shane Lowry, 3 and 2 QF: lost to Jason Day, 1-down					
2014 Accenture Match Play Championship	T5				280,000
R1: beat Gary Woodland, 19 holes R2: beat Hideki Matsuyama, 1-up R3: beat Hunter Mahan, 21 holes QF: lost to Victor Dubuisson, 1-down					
					950,000
<b>Bridgestone Invitational</b>					
2002 NEC Invitational	T52	72-69-73-74	288	+4	31,250
2008 Bridgestone Invitational	T56	70-71-73-71	285	+5	40,000
2009 Bridgestone Invitational	T45	73-71-71-70	285	+5	51,500
2010 Bridgestone Invitational	T22	66-73-68-72	279	-1	72,000
2011 Bridgestone Invitational	65	71-72-75-71	289	+9	41,500
2012 Bridgestone Invitational	T24	70-67-70-72	279	-1	74,500
2013 Bridgestone Invitational	T40	71-71-71-72	285	+5	61,500
2014 Bridgestone Invitational	T8	71-70-66-66	273	-7	170,000
					542,250
<b>Cadillac Championship</b>					
2004 American Express Championship	T43	73-70-75-71	289	+1	42,000
2005 American Express Championship	T6	69-70-68-68	275	-5	187,500
2008 CA Championship	T48	72-71-70-73	286	-2	47,000
2009 CA Championship	T66	73-74-70-73	290	+2	38,125
2010 CA Championship	T6	74-68-70-66	278	-10	214,300
2011 Cadillac Championship	T42	70-73-71-75	289	+1	59,000
2012 Cadillac Championship	T13	75-67-67-70	279	-9	101,000
2013 Cadillac Championship	T3	66-67-69-72	274	-14	417,500
2014 Cadillac Championship	T9	73-71-73-73	290	+2	151,250
					1,257,675
<b>HSBC Champions</b>					
2010 HSBC Champions	T34	74-71-73-69	287	-1	51,000
2011 HSBC Champions	3	69-69-67-67	272	-16	430,000
2012 HSBC Champions	T42	71-75-68-72	286	-2	43,500
2014 HSBC Champions	3	69-69-64-66	268	-20	480,000
2015 HSBC Champions	T3	67-67-71-73	278	-10	381,666
					1,386,166
			<b>TOTAL</b>		<b>\$4,136,091</b>



# RORY McILROY

Northern Ireland



**HEIGHT:** 5-10  
**WEIGHT:** 160  
**BIRTHDATE:** May 4, 1989  
**BIRTHPLACE:** Holywood, Northern Ireland  
**RESIDENCE:** Holywood, Northern Ireland  
**TURNED PROFESSIONAL:** 2007

**PGA TOUR VICTORIES (9):** **2010** Quail Hollow Championship, **2011** U.S. Open, **2012** The Honda Classic, PGA Championship, Deutsche Bank Championship, BMW Championship. **2014** The Open Championship, World Golf Championships-Bridgestone Invitational, PGA Championship.

**INTERNATIONAL VICTORIES (7):** **2009** Dubai Desert Classic [Eur], **2011** Shanghai Masters, UBS Hong Kong Open [Eur], **2012** DP World Tour Championship [Eur], **2013** Emirates Australian Open [Aus], **2014** BMW PGA Championship [Eur], **2015** Omega Dubai Desert Classic [Eur].

## WORLD GOLF CHAMPIONSHIPS CAREER SUMMARY

Tournament	Position	Score	Total Score	Total Par	Money
<b>Cadillac Match Play (11-6)</b>					
2009 Accenture Match Play Championship	T5				\$270,000
R1: beat Louis Oosthuizen, 2 and 1 R2: beat Hunter Mahan, 1-up R3: beat Tim Clark, 4 and 3 QF: lost to Geoff Ogilvy, 2 and 1					
2010 Accenture Match Play Championship	T17				95,000
R1: beat Kevin Na, 1-up R2: lost to Oliver Wilson, 20 holes					
2011 Accenture Match Play Championship	T17				95,000
R1: beat Jonathan Byrd, 4 and 2 R2: lost to Ben Crane, 8 and 7					
2012 Accenture Match Play Championship	2				850,000
R1: beat George Coetzee, 1-up R2: beat Anders Hansen, 3 and 2 R3: beat Miguel Jimenez, 3 and 1 QF: beat Sang-Moon Bae, 3 and 2 SF: beat Lee Westwood, 3 and 1 Championship Match: lost to Hunter Mahan, 2 and 1					
2013 Accenture Match Play Championship	T33				46,000
R1: lost to Shane Lowry, 1-down					
2014 Accenture Match Play Championship	T17				99,000
R1: beat Boo Weekley, 3 and 2 R2: lost to Harris English, 19 holes					
					1,455,000
<b>Bridgestone Invitational</b>					
2009 Bridgestone Invitational	T68	75-70-71-74	290	+10	39,250
2010 Bridgestone Invitational	T9	68-69-69-69	275	-5	125,833
2011 Bridgestone Invitational	T6	68-68-67-67	270	-10	215,000
2012 Bridgestone Invitational	T5	70-67-67-68	272	-8	276,500
2013 Bridgestone Invitational	T27	70-71-69-72	282	+2	73,500
2014 Bridgestone Invitational	1	69-64-66-66	265	-15	1,530,000
					2,260,083
<b>Cadillac Championship</b>					
2009 CA Championship	T20	68-66-72-73	279	-9	80,142
2010 CA Championship	T65	76-73-73-73	295	+7	40,625
2011 Cadillac Championship	T10	68-69-69-74	280	-8	129,000
2012 Cadillac Championship	3	73-69-65-67	274	-14	516,000
2013 Cadillac Championship	T8	73-69-71-65	278	-10	163,750
2014 Cadillac Championship	T25	70-74-75-74	293	+5	76,000
					1,005,517
<b>HSBC Champions</b>					
2009 HSBC Champions	4	73-68-70-63	274	-14	315,000
2010 HSBC Champions	5	71-71-71-67	280	-8	250,000
2011 HSBC Champions	T4	70-69-65-69	273	-15	258,333
2014 HSBC Champions	T6	65-72-67-69	273	-15	231,500
					1,054,833
			<b>TOTAL</b>		<b>\$5,775,433</b>



# PHIL MICKELSON

United States



**HEIGHT:** 6-3  
**WEIGHT:** 200  
**BIRTHDATE:** June 16, 1970  
**BIRTHPLACE:** San Diego, California  
**RESIDENCE:** Rancho Santa Fe, California  
**TURNED PROFESSIONAL:** 1992

## WORLD GOLF CHAMPIONSHIPS CAREER SUMMARY

Tournament	Position	Score	Total Score	Total Par	Money
<b>Accenture Match Play Championship (16-11)</b>					
1999 Accenture Match Play Championship R1: beat Naomichi Ozaki, 3 and 2 R2: beat Lee Janzen, 2 and 1 R3: lost to Eduardo Romero, 2 and 1	T9				\$75,000
2000 Accenture Match Play Championship R1: lost to Billy Mayfair, 20 holes	T33				25,000
2002 Accenture Match Play Championship R1: lost to John Cook, 3 and 2	T33				27,500
2003 Accenture Match Play Championship R1: beat Robert Karlsson, 1-up R2: beat Brad Faxon, 3 and 2 R3: lost to Jerry Kelly, 3 and 2	T9				95,000
2004 Accenture Match Play Championship R1: beat Lee Westwood, 3 and 1 R2: beat Ben Curtis, 7 and 6 R3: beat Chris DiMarco, 3 and 2 QF: lost to Davis Love III, 1-down	T5				225,000
2005 Accenture Match Play Championship R1: beat Loren Roberts, 3 and 1 R2: beat Angel Cabrera, 4 and 3 R3: lost to David Toms, 4 and 2	T9				125,000
2006 Accenture Match Play Championship R1: beat Charles Howell III, 1-up R2: beat John Daly, 2 and 1 R3: lost to David Howell, 3 and 1	T9				125,000
2007 Accenture Match Play Championship R1: beat Richard Green, 1-up R2: lost to Justin Rose, 3 and 1	T17				90,000
2008 Accenture Match Play Championship R1: beat Pat Perez, 1-up R2: lost to Stuart Appleby, 2 and 1	T17				90,000
2009 Accenture Match Play Championship R1: beat Angel Cabrera, 19 holes R2: beat Zach Johnson, 1-up R3: lost to Stewart Cink, 1-down	T9				140,000
2011 Accenture Match Play Championship R1: beat Brendan Jones, 6 and 5 R2: lost to Rickie Fowler, 6 and 5	T17				95,000
					1,112,500
<b>Bridgestone Invitational</b>					
1999 NEC Invitational	2	69-67-70-65	271	-9	510,000
2000 NEC Invitational	T4	66-66-69-70	271	-9	243,333
2001 NEC Invitational	T8	67-66-70-72	275	-5	147,500
2002 NEC Invitational	T9	66-69-71-71	277	-7	105,000
2003 NEC Invitational	T23	68-73-70-70	281	+1	48,000
2004 NEC Invitational	T43	70-75-68-72	285	+5	43,000
2005 NEC Invitational	T51	69-72-75-74	290	+10	40,250
2006 Bridgestone Invitational	T54	74-74-68-73	289	+9	39,500
2007 Bridgestone Invitational	T46	74-72-74-73	293	+13	44,500
2008 Bridgestone Invitational	T4	68-66-68-70	272	-8	310,000
2009 Bridgestone Invitational	T58	70-69-75-73	287	+7	44,250
2010 Bridgestone Invitational	T46	66-68-71-78	283	+3	50,214
2011 Bridgestone Invitational	T48	67-73-71-72	283	+3	49,300
2012 Bridgestone Invitational	T43	71-69-73-71	284	+4	56,500
2013 Bridgestone Invitational	T21	72-71-67-71	281	+1	81,166
2014 Bridgestone Invitational	T15	71-73-69-62	275	-5	97,500
					1,910,014
<b>HSBC Champions</b>					
2009 HSBC Champions	1	69-66-67-69	271	-17	1,200,000
2010 HSBC Champions	T41	69-71-76-73	289	+1	44,000
2012 HSBC Champions	T2	66-69-66-68	269	-19	417,500
2014 HSBC Champions	14	71-68-72-65	276	-12	100,000
					1,761,500

**PGA TOUR VICTORIES (42):** 1991 Northern Telecom Open. 1993 Buick Invitational of California, The International. 1994 Mercedes Championships. 1995 Northern Telecom Open. 1996 Nortel Open, Phoenix Open, GTE Byron Nelson Golf Classic, NEC World Series of Golf. 1997 Bay Hill Invitational, Sprint International. 1998 Mercedes Championships, AT&T Pebble Beach National Pro-Am. 2000 Buick Invitational, BellSouth Classic, MasterCard Colonial, THE TOUR Championship. 2001 Buick Invitational, Canon Greater Hartford Open. 2002 Bob Hope Chrysler Classic, Canon Greater Hartford Open. 2004 Bob Hope Chrysler Classic, Masters Tournament. 2005 FBR Open, AT&T Pebble Beach National Pro-Am, BellSouth Classic, PGA Championship. 2006 BellSouth Classic, Masters Tournament. 2007 AT&T Pebble Beach National Pro-Am, THE PLAYERS Championship, Deutsche Bank Championship. 2008 Northern Trust Open, Crowne Plaza Invitational at Colonial. 2009 Northern Trust Open, World Golf Championships-CA Championship, THE TOUR Championship presented by Coca-Cola. 2010 Masters Tournament. 2011 Shell Houston Open. 2012 AT&T Pebble Beach National Pro-Am. 2013 Waste Management Phoenix Open, The Open Championship.

**INTERNATIONAL VICTORIES (4):** 1993 Tournoi Perrier de Paris [EurChall]. 2007 HSBC Champions [Eur]. 2009 World Golf Championships-HSBC Champions [Eur]. 2013 Scottish Open [Eur].

**OTHER VICTORIES: (3):** 2001 Tylenol Par-3 Shootout at Treetops Resort. 2004 Telus Skins Game, PGA Grand Slam of Golf.

<b>Cadillac Championship</b>					
1999 AmEx Championship	T40	69-71-77-78	295	+11	32,250
2002 AmEx Championship	T23	70-72-71-64	277	-11	52,500
2003 AmEx Championship	T38	73-77-70-71	291	+11	38,500
2005 AmEx Championship	T29	71-69-73-68	281	+1	60,000
2007 CA Championship	T23	77-72-70-69	288	E	74,000
2008 CA Championship	T20	67-74-70-69	280	-8	75,000
2009 CA Championship	1	65-66-69-69	269	-19	1,400,000
2010 CA Championship	T14	71-69-72-68	280	-8	107,500
2011 Cadillac Champ	T55	73-71-72-76	292	+4	45,500
2012 Cadillac Champ	T43	72-71-71-71	285	-3	55,500
2013 Cadillac Champ	T3	67-67-69-71	274	-14	417,500
2014 Cadillac Champ	T16	74-75-69-74	292	+4	90,666
					2,448,916
					<b>TOTAL \$7,232,930</b>



# RYAN MOORE

United States



**HEIGHT:** 5-9  
**WEIGHT:** 170  
**BIRTHDATE:** December 5, 1982  
**BIRTHPLACE:** Tacoma, Washington  
**RESIDENCE:** Las Vegas, Nevada  
**TURNED PROFESSIONAL:** 2005

**PGA TOUR VICTORIES (4):** **2009** Wyndham Championship. **2012** Justin Timberlake Shriners Hospitals for Children Open. **2014** CIMB Classic. **2015** CIMB Classic.

## WORLD GOLF CHAMPIONSHIPS CAREER SUMMARY

Tournament	Position	Score	Total Score	Total Par	Money
<b>Cadillac Match Play (4-4)</b>					
2010 Accenture Match Play Championship R1: lost to Ernie Els, 4 and 3	T33				\$45,000
2011 Accenture Match Play Championship R1: beat Francesco Molinari, 3 and 1 R2: beat K.J. Choi, 5 and 4 R3: beat Nick Watney, 19 holes QF: lost to Luke Donald, 5 and 4	T5				270,000
2013 Accenture Match Play Championship R1: lost to Jim Furyk, 4 and 2	T33				46,000
2014 Accenture Match Play Championship R1: beat Joost Luiten, 1-up R2: lost to Matt Kuchar, 1-down	T17				99,000
					460,000
<b>Bridgestone Invitational</b>					
2010 Bridgestone Invitational	T16	70-68-70-69	277	-3	90,000
2011 Bridgestone Invitational	T23	66-66-74-72	278	-2	75,250
2013 Bridgestone Invitational	T33	66-74-70-73	283	+3	68,000
2014 Bridgestone Invitational	T8	65-73-68-67	273	-7	170,000
					403,250
<b>Cadillac Championship</b>					
2011 Cadillac Championship	T22	70-74-70-69	283	-5	83,000
2013 Cadillac Championship	T53	73-71-72-76	292	+4	50,600
2014 Cadillac Championship	T25	70-79-69-75	293	+5	76,000
					209,600
<b>HSBC Champions</b>					
2009 HSBC Champions	3	66-69-70-68	273	-15	430,000
2014 HSBC Champions	T50	70-74-69-73	286	-2	49,000
2015 HSBC Champions	T28	74-71-72-71	288	E	68,500
					547,500
			<b>TOTAL</b>		<b>\$1,620,350</b>



# KEVIN NA (NAH)

United States



**HEIGHT:** 5-11  
**WEIGHT:** 167  
**BIRTHDATE:** September 15, 1983  
**BIRTHPLACE:** Seoul, South Korea  
**RESIDENCE:** Las Vegas, Nevada  
**TURNED PROFESSIONAL:** 2001

**PGA TOUR VICTORIES (1): 2011** Justin Timberlake Shriners Hospitals for Children Open.

**NATIONWIDE TOUR VICTORIES (1): 2006** Mark Christopher Charity Classic Pres'd by County of San Bernardino.

**INTERNATIONAL VICTORIES (1): 2002** Volvo Masters of Asia [Asia].

**OTHER VICTORIES: (1): 2002** Long Beach Open.

## WORLD GOLF CHAMPIONSHIPS CAREER SUMMARY

Tournament	Position	Score	Total Score	Total Par	Money
<b>Cadillac Match Play (0-2)</b>					
2010 Accenture Match Play Championship	T33				\$45,000
R1: lost to Rory McIlroy, 1-down					
2012 Accenture Match Play Championship	T33				45,000
R1: lost to Steve Stricker, 2 and 1					
					90,000
<b>Bridgestone Invitational</b>					
2003 NEC Invitational	T71	71-80-69-73	293	+13	23,375
2012 Bridgestone Invitational	T63	72-76-72-69	289	+9	43,500
2014 Bridgestone Invitational	T23	71-73-66-67	277	-3	82,000
					148,875
<b>Cadillac Championship</b>					
2010 CA Championship	T50	78-70-70-70	288	E	50,500
2011 Cadillac Championship	T35	74-75-69-69	287	-1	65,500
					116,000
<b>HSBC Champions</b>					
2015 HSBC Champions	T20	71-68-79-67	285	-3	81,000
					81,000
					<b>TOTAL \$435,875</b>



# ALEXANDER NOREN (NOR-en)

Sweden



**HEIGHT:** 5-11  
**WEIGHT:** 165  
**BIRTHDATE:** July 12, 1982  
**BIRTHPLACE:** Stockholm, Sweden  
**RESIDENCE:** Monaco  
**TURNED PROFESSIONAL:** 2005

**BEST PGA TOUR CAREER FINISH:** T9—2012 The Open Championship.

**INTERNATIONAL VICTORIES (4): 2006** Rolex Trophy [EurChall].  
**2009** Omega European Masters [Eur]. **2011** Saab Wales Open [Eur], Nordea Masters [Eur].

## WORLD GOLF CHAMPIONSHIPS CAREER SUMMARY

Tournament	Position	Score	Total Score	Total Par	Money
<b>Cadillac Match Play (1-2)</b>					
2010 Accenture Match Play Championship	T33				\$45,000
R1: lost to Geoff Ogilvy, 7 and 5					
2013 Accenture Match Play Championship	T17				96,000
R1: beat Dustin Johnson, 6 and 4					
R2: lost to Graeme McDowell, 20 holes					
					141,000
<b>Bridgestone Invitational</b>					
2010 Bridgestone Invitational	T53	69-69-70-76	284	+4	47,250
2011 Bridgestone Invitational	T53	69-73-70-72	284	+4	46,500
					93,750
<b>Cadillac Championship</b>					
2012 Cadillac Championship	69	74-75-72-76	297	+9	38,500
2013 Cadillac Championship	T20	69-70-72-71	282	-6	88,000
					126,500
<b>HSBC Champions</b>					
2009 HSBC Champions	T19	70-71-71-68	280	-8	72,000
2011 HSBC Champions	T49	67-75-70-77	289	+1	38,000
					110,000
					<b>TOTAL \$471,250</b>





# KOUMEI ODA (KO-may)

Japan



**HEIGHT:** 5-9  
**WEIGHT:** 187  
**BIRTHDATE:** June 7, 1978  
**BIRTHPLACE:** Tagawa, Fukuoka, Japan  
**RESIDENCE:** Fukuoka, Japan  
**TURNED PROFESSIONAL:** 2000

**BEST PGA TOUR CAREER FINISH:** T39—2014 The Open Championship.

**INTERNATIONAL VICTORIES (8):** **2008** Casio World Open [Jpn]. **2009** Token Homemate Cup [Jpn], Casio World Open [Jpn]. **2010** Token Homemate Cup [Jpn]. **2011** Diamond Cup Golf [Jpn]. **2013** ANA Open [Jpn]. **2014** Kansai Open Golf Championship [Jpn], Bridgestone Open [Jpn].

## WORLD GOLF CHAMPIONSHIPS CAREER SUMMARY

Tournament	Position	Score	Total Score	Total Par	Money
<b>HSBC Champions</b>					
2009 HSBC Champions	T17	70-69-72-68	279	-9	\$78,000
					78,000
			<b>TOTAL</b>		<b>\$78,000</b>



# GEOFF OGILVY (OH-gil-vee)



**HEIGHT:** 6-2  
**WEIGHT:** 180  
**BIRTHDATE:** June 11, 1977  
**BIRTHPLACE:** Melbourne, Australia  
**RESIDENCE:** Scottsdale, Arizona  
**TURNED PROFESSIONAL:** 1998

**PGA TOUR VICTORIES (8):** 2005 Chrysler Classic of Tucson. 2006 World Golf Championships-Accenture Match Play Championship, U.S. Open Championship. 2008 World Golf Championships-CA Championship. 2009 Mercedes-Benz Championship, World Golf Championships-Accenture Match Play Championship. 2010 SBS Championship. 2014 Barracuda Championship.

**INTERNATIONAL VICTORIES (2):** 2008 Australian PGA [Aus]. 2010 Australian Open [Aus].

## WORLD GOLF CHAMPIONSHIPS CAREER SUMMARY

Tournament	Position	Score	Total Score	Total Par	Money
<b>Cadillac Match Play (20-5)</b>					
2006 Accenture Match Play Championship	1				\$1,300,000
R1: beat Michael Campbell, 19 holes R2: beat Nick O'Hern, 21 holes R3: beat Mike Weir, 21 holes QF: beat David Howell, 19 holes SF: beat Tom Lehman, 4 and 3 Championship Match: beat Davis Love III, 3 and 2					
2007 Accenture Match Play Championship	2				800,000
R1: beat Steve Stricker, 4 and 3 R2: beat Jose Maria Olazabal, 2 and 1 R3: beat Niclas Fasth, 2 and 1 QF: beat Paul Casey, 5 and 4 SF: beat Chad Campbell, 3 and 2 Championship Match: lost to Henrik Stenson, 2 and 1					
2008 Accenture Match Play Championship	T33				40,000
R1: lost to Justin Leonard, 2 and 1					
2009 Accenture Match Play Championship	1				1,400,000
R1: beat Kevin Sutherland, 19 holes R2: beat Shingo Katayama, 19 holes R3: beat Camilo Villegas, 2 and 1 QF: beat Rory McIlroy, 2 and 1 SF: beat Stewart Cink, 4 and 2 Championship Match: beat Paul Casey, 4 and 3					
2010 Accenture Match Play Championship	T17				95,000
R1: beat Alexander Noren, 7 and 5 R2: lost to Camilo Villegas, 2 and 1					
2011 Accenture Match Play Championship	T9				140,000
R1: beat Padraig Harrington, 4 and 3 R2: beat Thomas Bjorn, 1-up R3: lost to Bubba Watson, 6 and 4					
2012 Accenture Match Play Championship	T33				45,000
R1: lost to Keegan Bradley, 4 and 3					
					3,820,000
<b>Bridgestone Invitational</b>					
2005 NEC Invitational	T41	74-74-70-69	287	+7	47,000
2006 Bridgestone Invitational	T36	69-76-70-69	284	+4	50,500
2007 Bridgestone Invitational	T51	73-71-72-78	294	+14	42,000
2008 Bridgestone Invitational	T68	71-67-79-72	289	+9	34,500
2009 Bridgestone Invitational	T22	69-71-67-73	280	E	74,428
2010 Bridgestone Invitational	T22	71-67-68-73	279	-1	72,000
2011 Bridgestone Invitational	T37	68-70-76-67	281	+1	58,500
2012 Bridgestone Invitational	T24	67-70-72-70	279	-1	74,500
					453,428
<b>Cadillac Championship</b>					
2007 CA Championship	T3	72-69-71-70	282	-6	378,333
2008 CA Championship	1	65-67-68-71	271	-17	1,350,000
2009 CA Championship	T40	73-69-70-72	284	-4	58,500
2010 CA Championship	T45	72-71-75-69	287	-1	56,000
2011 Cadillac Championship	T49	76-73-72-70	291	+3	50,500
2012 Cadillac Championship	T55	73-73-70-73	289	+1	45,250
2013 Cadillac Championship	T47	69-74-73-74	290	+2	57,500
					1,996,083
<b>HSBC Champions</b>					
2009 HSBC Champions	T10	72-74-65-67	278	-10	99,571
2011 HSBC Champions	T56	75-69-69-77	290	+2	35,500
2012 HSBC Champions	T51	75-74-72-67	288	E	38,000
					173,071
<b>TOTAL</b>					<b>\$6,442,582</b>



# LOUIS OOSTHUIZEN (LOU-wee WEST-haze-un)

South Africa



**HEIGHT:** 5-10  
**WEIGHT:** 170  
**BIRTHDATE:** October 19, 1982  
**BIRTHPLACE:** Mossel Bay, South Africa  
**RESIDENCE:** Pinnacle Point, South Africa  
**TURNED PROFESSIONAL:** 2003

**PGA TOUR VICTORIES (1):** 2010 The Open Championship.

**INTERNATIONAL VICTORIES (11):** 2004 Vodacom Origins of Golf-Arabella [SAf], 2007 Platinum Classic [SAf], Dimension Data Pro-Am [SAf], Telekom PGA Championship [SAf], 2008 Telkom PGA Championship [SAf], 2010 Open de Golf de Andalucia [Eur], 2011 Africa Open [Eur], 2012 Africa Open [Eur], Maybank Malaysian Open [Eur], 2013 Volvo Golf Champions [Eur], 2014 Volvo Golf Champions [Eur].

## WORLD GOLF CHAMPIONSHIPS CAREER SUMMARY

Tournament	Position	Score	Total Score	Total Par	Money
<b>Cadillac Match Play (5-5)</b>					
2009 Accenture Match Play Championship R1: lost to Rory McIlroy, 2 and 1	T33				\$45,000
2011 Accenture Match Play Championship R1: lost to Bo Van Pelt, 1-down	T33				45,000
2012 Accenture Match Play Championship R1: beat Aaron Baddeley, 2 and 1 R2: lost to Steve Stricker, 1-down	T17				95,000
2013 Accenture Match Play Championship R1: beat Richie Ramsay, 2 and 1 R2: lost to Robert Garrigus, 3 and 2	T17				96,000
2014 Accenture Match Play Championship R1: beat Nick Watney, 1-up R2: beat Henrik Stenson, 4 and 3 R3: beat Webb Simpson, 5 and 4 QF: lost to Jason Day, 2 and 1	T5				280,000
					561,000
<b>Bridgestone Invitational</b>					
2010 Bridgestone Invitational	T9	72-70-68-65	275	-5	125,833
2011 Bridgestone Invitational	T37	71-71-70-69	281	+1	58,500
2012 Bridgestone Invitational	4	67-65-68-69	269	-11	365,000
2014 Bridgestone Invitational	61	75-73-67-75	290	+10	45,500
					594,833
<b>Cadillac Championship</b>					
2006 American Express Championship	T32	71-70-72-69	282	-2	61,000
2007 CA Championship	T50	74-75-77-69	295	+7	45,000
2008 CA Championship	T68	74-72-70-77	293	+5	37,625
2009 CA Championship	T20	67-69-73-70	279	-9	80,142
2011 Cadillac Championship	T18	71-73-67-71	282	-6	89,000
2012 Cadillac Championship	T60	77-70-74-72	293	+5	42,000
2013 Cadillac Championship	T33	70-75-69-72	286	-2	71,500
2014 Cadillac Championship	T40	72-78-71-74	295	+7	63,500
					489,767
<b>HSBC Champions</b>					
2010 HSBC Champions	T72	69-80-80-72	301	+13	27,750
2011 HSBC Champions	T7	71-63-68-72	274	-14	155,000
2012 HSBC Champions	T6	65-63-70-72	270	-18	190,000
2014 HSBC Champions	T15	70-70-70-67	277	-11	93,500
2015 HSBC Champions	T14	70-70-72-72	284	-4	89,833
					556,083
			<b>TOTAL</b>		<b>\$2,201,683</b>



# RYAN PALMER

United States 

**HEIGHT:** 5-11  
**WEIGHT:** 175  
**BIRTHDATE:** September 19, 1976  
**BIRTHPLACE:** Amarillo, Texas  
**RESIDENCE:** Colleyville, Texas  
**TURNED PROFESSIONAL:** 2000

**PGA TOUR VICTORIES (3):** **2004** FUNAI Classic at the WALT DISNEY WORLD Resort. **2008** Ginn sur Mer Classic. **2010** Sony Open in Hawaii.

**NATIONWIDE TOUR VICTORIES (1):** **2003** Clearwater Classic.

## WORLD GOLF CHAMPIONSHIPS CAREER SUMMARY

Tournament	Position	Score	Total Score	Total Par	Money
<b>Cadillac Match Play (1-1)</b>					
2011 Accenture Match Play Championship	T17				\$95,000
R1: beat Jim Furyk, 1-up					
R2: lost to Miguel Jimenez, 4 and 2					
					95,000
<b>Bridgestone Invitational</b>					
2005 NEC Invitational	T3	72-68-67-69	276	-4	353,666
2010 Bridgestone Invitational	2	70-68-63-69	270	-10	840,000
					1,193,666
<b>Cadillac Championship</b>					
2010 CA Championship	T45	79-68-72-68	287	-1	56,000
2011 Cadillac Championship	T49	73-73-68-77	291	+3	50,500
					106,500
<b>HSBC Champions</b>					
2010 HSBC Champions	T46	69-72-74-75	290	+2	40,750
2015 HSBC Champions	T22	74-72-72-68	286	-2	77,000
					117,750
			<b>TOTAL</b>		<b>\$1,512,916</b>



# IAN POULTER

England



**HEIGHT:** 6-1  
**WEIGHT:** 189  
**BIRTHDATE:** January 10, 1976  
**BIRTHPLACE:** Stevenage, England  
**RESIDENCE:** Buckinghamshire, England; Orlando, Florida  
**TURNED PROFESSIONAL:** 1995

**PGA TOUR VICTORIES (2):** **2010** World Golf Championships-Accenture Match Play Championship. **2012** World Golf Championships-HSBC Champions.

**INTERNATIONAL VICTORIES (13):** **1999** Open de Cote d'Ivoire [EurChall]. **2000** Italian Open [Eur]. **2001** Moroccan Open [Eur]. **2002** Italian Open [Eur]. **2003** Celtic Manor Resort Wales Open [Eur]. Nordic Open [Eur]. **2004** Volvo Masters Andalucia [Eur]. **2006** Open de Madrid Masters [Eur]. **2007** Dunlop Phoenix [Jpn]. **2009** Barclays Singapore Open [Eur]. **2010** UBS Hong Kong Open [Eur]. **2011** Volvo World Match Play Championship [Eur], JBWere Masters [Aus].

**OTHER VICTORIES: (1):** **2010** Shark Shootout [with Dustin Johnson].

## WORLD GOLF CHAMPIONSHIPS CAREER SUMMARY

Tournament	Position	Score	Total Score	Total Par	Money
<b>Cadillac Match Play (22-12)</b>					
2004 Accenture Match Play Championship	T5				\$225,000
R1: beat Chris Riley, 1-up R2: beat Duffy Waldorf, 7 and 5 R3: beat John Huston, 2 and 1 QF: lost to Stephen Leaney, 1-down					
2005 Accenture Match Play Championship	4				450,000
R1: beat Jim Furyk, 3 and 1 R2: beat Stuart Appleby, 6 and 5 R3: beat Rory Sabbatini, 1-up QF: beat Nick O'Hern, 3 and 1 SF: lost to David Toms, 3 and 2 Consolation: lost to Retief Goosen, 20 holes					
2006 Accenture Match Play Championship	T33				35,000
R1: lost to David Toms, 19 holes					
2007 Accenture Match Play Championship	T9				130,000
R1: beat Bart Bryant, 5 and 4 R2: beat Bradley Dredge, 3 and 1 R3: lost to Trevor Immelman, 2 and 1					
2008 Accenture Match Play Championship	T17				90,000
R1: beat Soren Hansen, 2 and 1 R2: lost to K.J. Choi, 19 holes					
2009 Accenture Match Play Championship	T9				140,000
R1: beat Jeev Milkha Singh, 4 and 3 R2: beat Charl Schwartzel, 1-up R3: lost to Sean O'Hair, 2 and 1					
2010 Accenture Match Play Championship	1				1,400,000
R1: beat Justin Leonard, 19 holes R2: beat Adam Scott, 2 and 1 R3: beat Jeev Milkha Singh, 5 and 4 QF: beat Thongchai Jaidee, 1-up SF: beat Sergio Garcia, 7 and 6 Championship Match: beat Paul Casey, 4 and 2					
2011 Accenture Match Play Championship	T33				45,000
R1: lost to Stewart Cink, 19 holes					
2012 Accenture Match Play Championship	T33				45,000
R1: lost to Sang-Moon Bae, 4 and 3					
2013 Accenture Match Play Championship	4				500,000
R1: beat Stephen Gallacher, 2 and 1 R2: beat Bo Van Pelt, 3 and 1 R3: beat Tim Clark, 5 and 3 QF: beat Steve Stricker, 3 and 2 SF: lost to Hunter Mahan, 4 and 3 Consolation: lost to Jason Day, 1-down					
2014 Accenture Match Play Championship	T33				48,000
R1: lost to Rickie Fowler, 2 and 1					
					3,108,000
<b>Bridgestone Invitational</b>					
2001 NEC Invitational	T13	67-72-69-70	278	-2	100,500
2003 NEC Invitational	T33	73-68-67-75	283	+3	38,583
2005 NEC Invitational	T33	73-69-69-74	285	+5	56,000
2006 Bridgestone Invitational	T13	71-71-67-68	277	-3	95,000
2007 Bridgestone Invitational	T30	71-73-74-70	288	+8	58,000
2008 Bridgestone Invitational	T16	70-68-69-71	278	-2	82,625
2009 Bridgestone Invitational	T15	67-74-67-70	278	-2	91,125
2010 Bridgestone Invitational	T65	72-70-77-70	289	+9	40,750
2011 Bridgestone Invitational	T68	71-69-80-72	292	+12	39,250
2012 Bridgestone Invitational	T29	74-69-69-69	281	+1	68,000
2013 Bridgestone Invitational	T19	69-72-69-70	280	E	89,000
2014 Bridgestone Invitational	T52	73-73-70-71	287	+7	49,625
					808,458
<b>HSBC Champions</b>					
2009 HSBC Champions	T45	72-69-79-68	288	E	40,333
2010 HSBC Champions	T13	70-70-73-69	282	-6	90,000
2011 HSBC Champions	T13	70-68-69-71	278	-10	90,000
2012 HSBC Champions	1	69-68-65-65	267	-21	1,200,000
2014 HSBC Champions	2	71-67-63-66	267	-21	850,000
2015 HSBC Champions	T6	70-67-72-71	280	-8	213,666
					2,484,000

### Cadillac Championship

2003 AmEx Championship	T44	73-74-68-78	293	+13	34,250
2005 AmEx Championship	T18	67-70-72-70	279	-1	77,000
2006 AmEx Championship	T2	64-71-68-66	269	-15	610,000
2007 CA Championship	T16	73-68-75-70	286	-2	87,333
2008 CA Championship	T57	71-72-72-73	288	E	42,250
2009 CA Championship	T13	69-67-73-69	278	-10	97,142
2010 CA Championship	T37	72-78-72-64	286	-2	62,500
2011 Cadillac Champ	T45	73-70-74-73	290	+2	55,500
2012 Cadillac Champ	T60	76-77-71-69	293	+5	42,000
2013 Cadillac Champ	T28	68-70-72-75	285	-3	75,000
2014 Cadillac Champ	T52	71-78-73-78	300	+12	52,500
					1,235,476
<b>TOTAL</b>					<b>\$7,635,934</b>



# PATRICK REED

United States



**HEIGHT:** 6-0  
**WEIGHT:** 200  
**BIRTHDATE:** August 5, 1990  
**BIRTHPLACE:** San Antonio, Texas  
**RESIDENCE:** Spring, Texas  
**TURNED PROFESSIONAL:** 2011

**PGA TOUR VICTORIES (2):** **2013** Wyndham Championship. **2014** Humana Challenge in partnership with the Clinton Foundation.. **2015** Hyundai Tournament of Champions.

WORLD GOLF CHAMPIONSHIPS CAREER SUMMARY					
Tournament	Position	Score	Total Score	Total Par	Money
<b>Cadillac Match Play (1-1)</b>					
2014 Accenture Match Play Championship	T17				\$99,000
R1: beat Graham DeLaet, 1-up					
R2: lost to George Coetzee, 21 holes					
					99,000
<b>Bridgestone Invitational</b>					
2014 Bridgestone Invitational	T4	67-68-71-65	271	-9	308,000
					308,000
<b>Cadillac Championship</b>					
2014 Cadillac Championship	1	68-75-69-72	284	-4	1,530,000
					1,530,000
<b>HSBC Champions</b>					
2015 HSBC Champions	T22	71-73-71-71	286	-2	77,000
					77,000
			<b>TOTAL</b>		<b>\$2,014,000</b>



# JUSTIN ROSE



**HEIGHT:** 6-3  
**WEIGHT:** 195  
**BIRTHDATE:** July 30, 1980  
**BIRTHPLACE:** Johannesburg, South Africa  
**RESIDENCE:** London, England  
**TURNED PROFESSIONAL:** 1998

**PGA TOUR VICTORIES (6):** **2010** the Memorial Tournament presented by Nationwide Insurance, AT&T National. **2011** BMW Championship. **2012** World Golf Championships-Cadillac Championship. **2013** U.S. Open. **2014** Quicken Loans National.

**INTERNATIONAL VICTORIES (7):** **2002** Dunhill Championship [Eur], Chunichi Crowns [Jpn], Nashau Masters [SAf], Victor Chandler British Masters [Eur]. **2006** Australian Masters [Aus]. **2007** Volvo Masters [Eur]. **2014** Scottish Open [Eur].

## WORLD GOLF CHAMPIONSHIPS CAREER SUMMARY

Tournament	Position	Score	Total Score	Total Par	Money
<b>Cadillac Match Play (7-9)</b>					
2003 Accenture Match Play Championship	T17				\$60,000
R1: beat David Duval, 20 holes R2: lost to Kevin Sutherland, 1-down					
2004 Accenture Match Play Championship	T33				35,000
R1: lost to Stuart Appleby, 5 and 4					
2007 Accenture Match Play Championship	T5				260,000
R1: beat Michael Campbell, 6 and 5 R2: beat Phil Mickelson, 3 and 1 R3: beat Charles Howell III, 3 and 2 QF: lost to Trevor Immelman, 5 and 4					
2008 Accenture Match Play Championship	T33				40,000
R1: lost to Rod Pampling, 2 and 1					
2009 Accenture Match Play Championship	T33				45,000
R1: lost to Boo Weekley, 1-down					
2011 Accenture Match Play Championship	T17				95,000
R1: beat Zach Johnson, 2 and 1 R2: lost to Martin Kaymer, 20 holes					
2012 Accenture Match Play Championship	T33				45,000
R1: lost to Paul Lawrie, 1-down					
2013 Accenture Match Play Championship	T17				96,000
R1: beat K.J. Choi, 2 and 1 R2: lost to Nicolas Colsaerts, 4 and 2					
2014 Accenture Match Play Championship	T17				99,000
R1: beat Scott Piercy, 1-up R2: lost to Ernie Els, 20 holes					
					775,000
<b>Bridgestone Invitational</b>					
2002 NEC Invitational	5	67-67-72-68	274	-10	187,500
2003 NEC Invitational	T33	72-73-69-69	283	+3	38,583
2007 Bridgestone Invitational	T2	69-72-71-68	280	E	635,000
2008 Bridgestone Invitational	T27	71-70-68-71	280	E	60,000
2009 Bridgestone Invitational	T29	75-68-69-69	281	+1	67,000
2010 Bridgestone Invitational	T19	71-70-70-67	278	-2	81,333
2011 Bridgestone Invitational	T33	71-70-72-67	280	E	64,500
2012 Bridgestone Invitational	T5	70-69-66-67	272	-8	276,500
2013 Bridgestone Invitational	T17	69-72-69-69	279	-1	93,000
2014 Bridgestone Invitational	T4	65-67-70-69	271	-9	308,000
					1,811,416
<b>Cadillac Championship</b>					
2002 American Express Championship	T46	73-70-72-69	284	-4	34,000
2003 American Express Championship	T28	75-69-74-70	288	+8	46,071
2008 CA Championship	T15	70-71-70-68	279	-9	86,700
2009 CA Championship	T20	73-70-68-68	279	-9	80,142
2011 Cadillac Championship	T42	77-71-70-71	289	+1	59,000
2012 Cadillac Championship	1	69-64-69-70	272	-16	1,400,000
2013 Cadillac Championship	T8	68-72-70-68	278	-10	163,750
2014 Cadillac Championship	T34	74-77-70-73	294	+6	68,500
					1,938,164
<b>HSBC Champions</b>					
2011 HSBC Champions	T7	68-70-70-66	274	-14	155,000
2012 HSBC Champions	T24	72-70-67-70	279	-9	62,250
2014 HSBC Champions	5	68-71-65-68	272	-16	300,000
2015 HSBC Champions	T48	72-71-76-74	293	+5	49,300
					566,550
			<b>TOTAL</b>		<b>\$5,091,130</b>





# CHARL SCHWARTZEL (CHAR-ul SCHWORT-zul)

South Africa



**HEIGHT:** 5-11  
**WEIGHT:** 160  
**BIRTHDATE:** August 31, 1984  
**BIRTHPLACE:** Johannesburg, South Africa  
**RESIDENCE:** Verceeniging, South Africa  
**TURNED PROFESSIONAL:** 2002

**PGA TOUR VICTORIES (1):** 2011 Masters Tournament.

**INTERNATIONAL VICTORIES (10):** 2005 Alfred Dunhill Championship [Eur]. 2006 Vodacom Tour Championship [SAf]. 2007 Open de Espana [Eur]. 2008 Madrid Masters [Eur]. 2010 Africa Open [Eur], Joburg Open [Eur]. 2011 Joburg Open [Eur]. 2012 Thailand Golf Championship [Asia]. 2013 Alfred Dunhill Championship [Eur], Nanshan China Masters [OneAsia].

## WORLD GOLF CHAMPIONSHIPS CAREER SUMMARY

Tournament	Position	Score	Total Score	Total Par	Money
<b>Cadillac Match Play (6-6)</b>					
2009 Accenture Match Play Championship	T17				\$95,000
R1: beat Sergio Garcia, 1-up R2: lost to Ian Poulter, 1-down					
2010 Accenture Match Play Championship	T9				140,000
R1: beat Hunter Mahan, 2 and 1 R2: beat Jim Furyk, 3 and 2 R3: lost to Stewart Cink, 19 holes					
2011 Accenture Match Play Championship	T17				95,000
R1: beat Ryo Ishikawa, 20 holes R2: lost to Matteo Manassero, 1-down					
2012 Accenture Match Play Championship	T17				95,000
R1: beat Gary Woodland, 4 and 2 R2: lost to Sang-Moon Bae, 1-down					
2013 Accenture Match Play Championship	T33				46,000
R1: lost to Russell Henley, 1-down					
2014 Accenture Match Play Championship	T17				99,000
R1: beat Kevin Stadler, 3 and 2 R2: lost to Jim Furyk, 3 and 2					
					570,000
<b>Bridgestone Invitational</b>					
2006 Bridgestone Invitational	T36	72-69-70-73	284	+4	50,500
2010 Bridgestone Invitational	T58	73-68-68-77	286	+6	44,000
2011 Bridgestone Invitational	T53	74-71-68-71	284	+4	46,500
2012 Bridgestone Invitational	T24	69-75-72-63	279	-1	74,500
2013 Bridgestone Invitational	T21	74-74-64-69	281	+1	81,166
2014 Bridgestone Invitational	T4	65-69-73-64	271	-9	308,000
					604,666
<b>Cadillac Championship</b>					
2005 American Express Championship	T18	72-66-74-67	279	-1	77,000
2006 American Express Championship	T41	73-69-70-73	285	+1	52,500
2007 CA Championship	T35	75-74-70-74	293	+5	56,500
2010 CA Championship	2	67-70-67-70	274	-14	850,000
2011 Cadillac Championship	T24	71-71-75-67	284	-4	77,250
2012 Cadillac Championship	T4	68-69-70-68	275	-13	362,500
2013 Cadillac Championship	T16	71-65-69-75	280	-8	98,000
2014 Cadillac Championship	T9	70-76-76-68	290	+2	151,250
					1,725,000
<b>HSBC Champions</b>					
2010 HSBC Champions	T16	74-70-67-72	283	-5	77,200
2011 HSBC Champions	T4	70-69-69-65	273	-15	258,333
2015 HSBC Champions	T64	74-76-77-73	300	+12	42,500
					378,033
			<b>TOTAL</b>		<b>\$3,277,699</b>



# ADAM SCOTT



**HEIGHT:** 6-0  
**WEIGHT:** 180  
**BIRTHDATE:** July 16, 1980  
**BIRTHPLACE:** Adelaide, Australia  
**RESIDENCE:** Crans sur Sierre, Switzerland  
**TURNED PROFESSIONAL:** 2000

**PGA TOUR VICTORIES (10):** **2003** Deutsche Bank Championship. **2004** THE PLAYERS Championship, Boozy Allen Classic. **2006** THE TOUR Championship presented by Coca-Cola. **2007** Shell Houston Open. **2008** EDS Byron Nelson Championship. **2010** Valero Texas Open. **2011** World Golf Championships-Bridgestone Invitational. **2013** Masters Tournament, The Barclays. **2014** Crowne Plaza Invitational at Colonial.

**INTERNATIONAL VICTORIES (13):** **2001** Alfred Dunhill PGA Championship [SAF]. **2002** Qatar Masters [Eur], Gleneagles Scottish PGA Championship [Eur]. **2003** Scandic Carlsberg Scandinavian Masters [Eur]. **2005** Singapore Open [Asia], Johnnie Walker Classic [Eur]. **2006** Singapore Open [Asia]. **2008** Commercialbank Qatar Masters [Eur]. **2009** Australian Open [Aus]. **2010** Barclays Singapore Open [Asia]. **2012** Talisker Masters [Aus]. **2013** Australian PGA Championship [Aus], Talisker Masters [Aus].

**OTHER VICTORIES (2):** **2005** Nissan Open [unofficial, 36 holes]. **2013** ISPS Handa World Cup [with Jason Day].

## WORLD GOLF CHAMPIONSHIPS CAREER SUMMARY

Tournament	Position	Score	Total Score	Total Par	Money
<b>Cadillac Match Play (14-12)</b>					
2002 Accenture Match Play Championship	T17				\$55,000
R1: beat Bernhard Langer, 2 and 1 R2: lost to Brad Faxon, 3 and 2					
2003 Accenture Match Play Championship	3				480,000
R1: beat Bernhard Langer, 3 and 2 R2: beat Rocco Mediate, 1-up R3: beat Kevin Sutherland, 2 and 1 QF: beat Jay Haas, 2 and 1 SF: lost to Tiger Woods, 19 holes Consolation: beat Peter Lonard, 1-up					
2004 Accenture Match Play Championship	T9				115,000
R1: beat Miguel Jimenez, 2 and 1 R2: beat Robert Allenby, 23 holes R3: lost to Davis Love III, 4 and 3					
2005 Accenture Match Play Championship	T5				240,000
R1: beat Trevor Immelman, 1-up R2: beat David Howell, 2 and 1 R3: beat Sergio Garcia, 4 and 3 QF: lost to David Toms, 2 and 1					
2006 Accenture Match Play Championship	T17				85,000
R1: beat Lucas Glover, 2 and 1 R2: lost to Tom Lehman, 1-down					
2007 Accenture Match Play Championship	T33				40,000
R1: lost to Shaun Micheel, 21 holes					
2008 Accenture Match Play Championship	T17				90,000
R1: beat Brendan Jones, 2 and 1 R2: lost to Woody Austin, 19 holes					
2009 Accenture Match Play Championship	T33				45,000
R1: lost to Sean O'Hair, 1-down					
2010 Accenture Match Play Championship	T17				95,000
R1: beat Angel Cabrera, 3 and 2 R2: lost to Ian Poulter, 2 and 1					
2011 Accenture Match Play Championship	T33				45,000
R1: lost to Ben Crane, 4 and 2					
2012 Accenture Match Play Championship	T33				45,000
R1: lost to Robert Rock, 1-down					
2013 Accenture Match Play Championship	T33				46,000
R1: lost to Tim Clark, 2 and 1					
					1,381,000
<b>Bridgestone Invitational</b>					
2003 NEC Invitational	T64	72-70-69-80	291	+11	25,500
2004 NEC Invitational	T55	71-67-75-76	289	+9	36,000
2005 NEC Invitational	T36	70-76-67-73	286	+6	52,000
2006 Bridgestone Invitational	T10	63-71-71-70	275	-5	120,000
2007 Bridgestone Invitational	T36	75-76-70-68	289	+9	53,500
2008 Bridgestone Invitational	T56	69-76-72-68	285	+5	40,000
2009 Bridgestone Invitational	T51	78-67-71-70	286	+6	46,500
2010 Bridgestone Invitational	T9	66-70-72-67	275	-5	125,833
2011 Bridgestone Invitational	1	62-70-66-65	263	-17	1,400,000
2012 Bridgestone Invitational	T45	71-70-71-73	285	+5	53,000
2013 Bridgestone Invitational	T14	73-68-66-71	278	-2	102,666
2014 Bridgestone Invitational	T8	69-68-65-71	273	-7	170,000
					2,224,999
<b>Cadillac Championship</b>					
2002 American Express Championship	T39	70-70-69-73	282	-6	37,250
2003 American Express Championship	T40	70-73-75-74	292	+12	36,250
2004 American Express Championship	T36	67-74-73-73	287	-1	48,000
2005 American Express Championship	T29	68-70-69-74	281	+1	60,000
2006 American Express Championship	T2	67-68-65-69	269	-15	610,000
2007 CA Championship	T61	76-71-72-80	299	+11	40,250
2008 CA Championship	T9	67-68-69-72	276	-12	147,500
2009 CA Championship	T66	71-76-72-71	290	+2	38,125
2010 CA Championship	T50	74-69-71-74	288	E	50,500
2011 Cadillac Championship	T6	68-70-68-71	277	-11	271,000
2012 Cadillac Championship	T13	66-68-74-71	279	-9	101,000
2013 Cadillac Championship	T3	72-70-68-64	274	-14	417,500
2014 Cadillac Championship	T25	75-73-72-73	293	+5	76,000
					1,933,375
<b>HSBC Champions</b>					
2010 HSBC Champions	T25	69-73-73-70	285	-3	60,200
2011 HSBC Champions	T11	69-65-69-73	276	-12	110,000
2012 HSBC Champions	8	65-68-71-67	271	-17	155,000
2015 HSBC Champions	T12	70-72-71-70	283	-5	108,000
					433,200
<b>TOTAL</b>					<b>\$5,972,574</b>



# JOHN SENDEN



**HEIGHT:** 6-4  
**WEIGHT:** 200  
**BIRTHDATE:** April 20, 1971  
**BIRTHPLACE:** Brisbane, Queensland, Australia  
**RESIDENCE:** Brisbane, Queensland, Australia  
**TURNED PROFESSIONAL:** 1992

**PGA TOUR VICTORIES (2):** 2006 John Deere Classic. 2014 Valspar Championship.


**INTERNATIONAL VICTORIES (4):** 1996 Indonesian PGA Championship. 1998 Interlaken Open [EurChall], Alliance Open [EurChall]. 2006 Australian Open [Aus].

## WORLD GOLF CHAMPIONSHIPS CAREER SUMMARY

Tournament	Position	Score	Total Score	Total Par	Money
<b>Cadillac Match Play (2-3)</b>					
2008 Accenture Match Play Championship	T33				\$40,000
R1: lost to Sergio Garcia, 3 and 2					
2012 Accenture Match Play Championship	T9				140,000
R1: beat Simon Dyson, 4 and 3					
R2: beat Jason Day, 6 and 5					
R3: lost to Sang-Moon Bae, 1-down					
2013 Accenture Match Play Championship	T33				46,000
R1: lost to Bo Van Pelt, 6 and 5					
226,000					
<b>Bridgestone Invitational</b>					
2007 Bridgestone Invitational	45	71-69-78-74	292	+12	46,000
2012 Bridgestone Invitational	T16	66-70-69-72	277	-3	90,000
2014 Bridgestone Invitational	T26	74-66-67-71	278	-2	75,200
211,200					
<b>Cadillac Championship</b>					
2010 CA Championship	T11	69-70-71-69	279	-9	126,666
2012 Cadillac Championship	T6	76-67-68-65	276	-12	260,000
2013 Cadillac Championship	T20	69-69-70-74	282	-6	88,000
474,666					
<b>HSBC Champions</b>					
2011 HSBC Champions	19	72-68-70-70	280	-8	75,000
2012 HSBC Champions	T28	72-70-70-68	280	-8	57,500
2015 HSBC Champions	T35	73-73-72-72	290	+2	61,500
194,000					
<b>TOTAL</b>					<b>\$1,105,866</b>



# MARCEL SIEM (SEEM)



**HEIGHT:** 6-2  
**WEIGHT:** 165  
**BIRTHDATE:** July 15, 1980  
**BIRTHPLACE:** Mettman, Germany  
**RESIDENCE:** Dusseldorf, Germany  
**TURNED PROFESSIONAL:** 2000

**BEST PGA TOUR CAREER FINISH:** T10—2013 Valero Texas Open.

**INTERNATIONAL VICTORIES (4):** 2004 Dunhill Championship [Eur]. 2012 Alstom Open de France [Eur]. 2013 Trophy Hassan II [Eur]. 2014 BMW Masters [Eur].

**OTHER VICTORIES: (1):** 2006 World Golf Championships-World Cup [with Bernhard Langer].

## WORLD GOLF CHAMPIONSHIPS CAREER SUMMARY

Tournament	Position	Score	Total Score	Total Par	Money
<b>Cadillac Match Play (0-1)</b>					
2013 Accenture Match Play Championship	T33				\$46,000
R1: lost to Luke Donald, 1-down					
46,000					
<b>Bridgestone Invitational</b>					
2012 Bridgestone Invitational	T60	76-71-70-71	288	+8	44,500
44,500					
<b>Cadillac Championship</b>					
2013 Cadillac Championship	T39	75-73-70-70	288	E	64,500
64,500					
<b>HSBC Champions</b>					
2012 HSBC Champions	T11	71-70-66-67	274	-14	98,000
2015 HSBC Champions	T48	72-72-76-73	293	+5	49,300
147,300					
<b>TOTAL</b>					<b>\$302,300</b>



# WEBB SIMPSON

United States



**HEIGHT:** 6-2  
**WEIGHT:** 175  
**BIRTHDATE:** August 8, 1985  
**BIRTHPLACE:** Raleigh, North Carolina  
**RESIDENCE:** Charlotte, North Carolina  
**TURNED PROFESSIONAL:** 2008

**PGA TOUR VICTORIES (4):** **2011** Wyndham Championship, Deutsche Bank Championship. **2012** U.S. Open. **2014** Shriners Hospitals for Children Open.

## WORLD GOLF CHAMPIONSHIPS CAREER SUMMARY

Tournament	Position	Score	Total Score	Total Par	Money
<b>Cadillac Match Play (5-3)</b>					
2012 Accenture Match Play Championship R1: lost to Matteo Manassero, 3 and 2	T33				\$45,000
2013 Accenture Match Play Championship R1: beat David Lynn, 5 and 4 R2: beat Peter Hanson, 1-up R3: beat Gonzalo Fdez-Castano, 1-up QF: lost to Hunter Mahan, 1-down	T5				275,000
2014 Accenture Match Play Championship R1: beat Thongchai Jaidee, 3 and 2 R2: beat Brandt Snedeker, 4 and 3 R3: lost to Louis Oosthuizen, 5 and 4	T9				148,000
					468,000
<b>Bridgestone Invitational</b>					
2013 Bridgestone Invitational	T14	64-75-73-66	278	-2	102,666
2014 Bridgestone Invitational	T31	72-69-70-68	279	-1	69,500
					172,166
<b>Cadillac Championship</b>					
2012 Cadillac Championship	T35	75-66-66-77	284	-4	60,500
2013 Cadillac Championship	T20	72-67-71-72	282	-6	88,000
2014 Cadillac Championship	T47	80-78-70-70	298	+10	57,000
					205,500
					<b>TOTAL \$845,666</b>



# BRANDT SNEDEKER

United States



**HEIGHT:** 6-1  
**WEIGHT:** 185  
**BIRTHDATE:** December 8, 1980  
**BIRTHPLACE:** Nashville, Tennessee  
**RESIDENCE:** Nashville, Tennessee  
**TURNED PROFESSIONAL:** 2004

**PGA TOUR VICTORIES (6):** **2007** Wyndham Championship. **2011** The Heritage. **2012** Farmers Insurance Open, TOUR Championship by Coca-Cola. **2013** AT&T Pebble Beach National Pro-Am, RBC Canadian Open.. **2015** AT&T Pebble Beach National Pro-Am.

**NATIONWIDE TOUR VICTORIES (2):** **2006** Scholarship America Showdown at Somerby, Permian Basin Charity Golf Classic.

**OTHER VICTORIES: (1):** **2009** ADT Skills Challenge [with Boo Weekley].

## WORLD GOLF CHAMPIONSHIPS CAREER SUMMARY

Tournament	Position	Score	Total Score	Total Par	Money
<b>Cadillac Match Play (3-3)</b>					
2008 Accenture Match Play Championship R1: lost to Lee Westwood, 3 and 2	T33				\$40,000
2012 Accenture Match Play Championship R1: beat Retief Goosen, 21 holes R2: beat Kyle Stanley, 2 and 1 R3: lost to Peter Hanson, 5 and 3	T9				140,000
2014 Accenture Match Play Championship R1: beat David Lynn, 20 holes R2: lost to Webb Simpson, 4 and 3	T17				99,000
					279,000
<b>Bridgestone Invitational</b>					
2008 Bridgestone Invitational	T43	68-76-69-69	282	+2	46,600
2011 Bridgestone Invitational	T33	66-68-74-72	280	E	64,500
2012 Bridgestone Invitational	T50	71-70-70-75	286	+6	49,000
2013 Bridgestone Invitational	T33	72-70-71-70	283	+3	68,000
2014 Bridgestone Invitational	T12	68-68-68-70	274	-6	115,000
					343,100
<b>Cadillac Championship</b>					
2008 CA Championship	T48	74-70-72-70	286	-2	47,000
2012 Cadillac Championship	T45	75-69-70-72	286	-2	52,000
2014 Cadillac Championship	46	73-73-75-76	297	+9	59,000
					158,000
<b>HSBC Champions</b>					
2012 HSBC Champions	T11	72-71-60-71	274	-14	98,000
2014 HSBC Champions	T55	73-74-70-70	287	-1	46,250
2015 HSBC Champions	T10	69-74-69-70	282	-6	135,500
					279,750
					<b>TOTAL \$1,059,850</b>



# JORDAN SPIETH (SPEETH)

United States



**HEIGHT:** 6-1  
**WEIGHT:** 185  
**BIRTHDATE:** July 27, 1993  
**BIRTHPLACE:** Dallas, Texas  
**RESIDENCE:** Dallas, Texas  
**TURNED PROFESSIONAL:** 2012

**PGA TOUR VICTORIES (1):** 2013 John Deere Classic.

**INTERNATIONAL VICTORIES (1):** 2014 Emirates Australian Open [Aus].

**OTHER VICTORIES: (1):** 2014 Hero World Challenge.

## WORLD GOLF CHAMPIONSHIPS CAREER SUMMARY

Tournament	Position	Score	Total Score	Total Par	Money
<b>Cadillac Match Play (3-1)</b>					
2014 Accenture Match Play Championship	T5				\$280,000
R1: beat Pablo Larrazabal, 1-up R2: beat Thomas Bjorn, 5 and 4 R3: beat Matt Kuchar, 2 and 1 QF: lost to Ernie Els, 4 and 2					
					280,000
<b>Bridgestone Invitational</b>					
2014 Bridgestone Invitational	49	71-70-73-71	285	+5	54,000
					54,000
<b>Cadillac Championship</b>					
2014 Cadillac Championship	T34	73-79-73-69	294	+6	68,500
					68,500
<b>HSBC Champions</b>					
2014 HSBC Champions	17	68-71-70-69	278	-10	90,000
2015 HSBC Champions	T35	70-74-72-74	290	+2	61,500
					151,500
			<b>TOTAL</b>		<b>\$554,000</b>



# GARY STAL

France



**HEIGHT:** 5-9  
**WEIGHT:** 152  
**BIRTHDATE:** February 9, 1992  
**BIRTHPLACE:** Decines, France  
**RESIDENCE:** Villette-d'Anthon, France  
**TURNED PROFESSIONAL:** 2012

**INTERNATIONAL VICTORIES (3):** 2012 Kamten Golf Open [EurChall], Credit Suisse Challenge [EurChall]. 2015 Abu Dhabi Championship [Eur].

## WORLD GOLF CHAMPIONSHIPS CAREER SUMMARY

Tournament	Position	Score	Total Score	Total Par	Money
No previous World Golf Championships competition.					



# HENRIK STENSON

Sweden



**HEIGHT:** 6-2  
**WEIGHT:** 190  
**BIRTHDATE:** April 5, 1976  
**BIRTHPLACE:** Gothenburg, Sweden  
**RESIDENCE:** Orlando, Florida  
**TURNED PROFESSIONAL:** 1999

**PGA TOUR VICTORIES (4):** **2007** World Golf Championships-Accenture Match Play Championship. **2009** THE PLAYERS Championship. **2013** Deutsche Bank Championship, TOUR Championship by Coca-Cola.

**INTERNATIONAL VICTORIES (11):** **2000** DEXIA-BIL Luxembourg Open [EurChall], Gula Sidoma Grand Prix [EurChall], 2nd Cuba Challenge Tour Grand Final [EurChall]. **2001** Benson and Hedges International Open [Eur]. **2004** The Heritage at Woburn [Eur]. **2006** Commercialbank Qatar Masters [Eur], BMW International Open [Eur]. **2007** Dubai Desert Classic [Eur]. **2008** Nedbank Challenge [SAF]. **2012** South African Open [Eur]. **2013** DP World Tour Championship [Eur]. **2014** DP World Tour Championship [Eur].

**OTHER VICTORIES: (1):** **2008** OMEGA Mission Hills World Cup [with Robert Karlsson].

## WORLD GOLF CHAMPIONSHIPS CAREER SUMMARY

Tournament	Position	Score	Total Score	Total Par	Money
<b>Cadillac Match Play (13-7)</b>					
2006 Accenture Match Play Championship	T17				\$85,000
R1: beat Paul Casey, 1-up R2: lost to Chad Campbell, 1-down					
2007 Accenture Match Play Championship	1				1,350,000
R1: beat Zach Johnson, 1-up R2: beat K.J. Choi, 1-up R3: beat Aaron Baddeley, 4 and 3 QF: beat Nick O'Hern, 1-up SF: beat Trevor Immelman, 3 and 2 Championship Match: beat Geoff Ogilvy, 2 and 1					
2008 Accenture Match Play Championship	3				575,000
R1: beat Robert Allenby, 1-up R2: beat Trevor Immelman, 25 holes R3: beat Jonathan Byrd, 1-up QF: beat Woody Austin, 1-up SF: lost to Tiger Woods, 1-down Consolation: beat Justin Leonard, 3 and 2					
2009 Accenture Match Play Championship	T33				45,000
R1: lost to Davis Love III, 21 holes					
2010 Accenture Match Play Championship	T33				45,000
R1: lost to Ben Crane, Conceded					
2011 Accenture Match Play Championship	T33				45,000
R1: lost to Lee Westwood, 3 and 2					
2013 Accenture Match Play Championship	T33				46,000
R1: lost to Steve Stricker, 5 and 4					
2014 Accenture Match Play Championship	T17				99,000
R1: beat Kiradech Aphibarnrat, 2 and 1 R2: lost to Louis Oosthuizen, 4 and 3					
					2,290,000
<b>Bridgestone Invitational</b>					
2005 NEC Invitational	T13	66-71-72-70	279	-1	94,400
2006 Bridgestone Invitational	T31	75-73-67-68	283	+3	56,000
2007 Bridgestone Invitational	T41	72-74-72-73	291	+11	48,000
2008 Bridgestone Invitational	T16	73-70-68-67	278	-2	82,625
2009 Bridgestone Invitational	T29	69-72-70-70	281	+1	67,000
2010 Bridgestone Invitational	80	79-75-71-75	300	+20	35,500
2013 Bridgestone Invitational	T2	65-70-67-70	272	-8	692,500
2014 Bridgestone Invitational	T19	71-66-68-71	276	-4	89,000
					1,165,025
<b>Cadillac Championship</b>					
2005 American Express Championship	T3	70-67-67-68	272	-8	353,666
2006 American Express Championship	T13	68-67-68-73	276	-8	98,375
2007 CA Championship	T19	67-73-72-75	287	-1	80,000
2008 CA Championship	T57	72-72-76-68	288	E	42,250
2009 CA Championship	T77	69-73-73-83	298	+10	35,625
2010 CA Championship	T37	71-72-71-72	286	-2	62,500
2014 Cadillac Championship	T16	73-76-74-69	292	+4	90,666
					763,083
<b>HSBC Champions</b>					
2009 HSBC Champions	T40	69-72-74-72	287	-1	45,000
2010 HSBC Champions	T13	67-74-72-69	282	-6	90,000
2014 HSBC Champions	T31	74-76-67-65	282	-6	68,000
2015 HSBC Champions	T24	70-71-81-65	287	-1	73,500
					276,500
<b>TOTAL</b>					<b>\$4,494,608</b>



# ROBERT STREB

United States



**HEIGHT:** 5-10  
**WEIGHT:** 165  
**BIRTHDATE:** April 7, 1987  
**BIRTHPLACE:** Chickasha, Oklahoma  
**RESIDENCE:** Shawnee, Kansas  
**TURNED PROFESSIONAL:** 2009

**PGA TOUR VICTORIES (1): 2015** The McGladrey Classic.

**NATIONWIDE TOUR VICTORIES (1): 2012** Mylan Classic.

## WORLD GOLF CHAMPIONSHIPS CAREER SUMMARY

Tournament	Position	Score	Total Score	Total Par	Money
No previous World Golf Championships competition.					



# BRENDON TODD

United States



**HEIGHT:** 6-3  
**WEIGHT:** 180  
**BIRTHDATE:** July 22, 1985  
**BIRTHPLACE:** Pittsburgh, Pennsylvania  
**RESIDENCE:** Atlanta, Georgia  
**TURNED PROFESSIONAL:** 2007

**PGA TOUR VICTORIES (1): 2014** HP Byron Nelson Championship.

**NATIONWIDE TOUR VICTORIES (2): 2008** Utah Championship Presented by Zions Bank. **2013** Stadion Classic at UGA.

## WORLD GOLF CHAMPIONSHIPS CAREER SUMMARY

Tournament	Position	Score	Total Score	Total Par	Money
<b>Bridgestone Invitational</b>					
2014 Bridgestone Invitational	T45	74-70-69-70	283	+3	\$57,500 57,500
<b>HSBC Champions</b>					
2015 HSBC Champions	T60	71-74-73-78	296	+8	43,875 43,875
			<b>TOTAL</b>		<b>\$101,375</b>



# CAMERON TRINGALE (trin-GOLL-ee)

United States



**HEIGHT:** 6-2  
**WEIGHT:** 185  
**BIRTHDATE:** August 24, 1987  
**BIRTHPLACE:** Mission Viejo, California  
**RESIDENCE:** Laguna Niguel, California  
**TURNED PROFESSIONAL:** 2009

**BEST PGA TOUR CAREER FINISH:** T2—2014 The Barclays.

**OTHER VICTORIES: (1): 2014** Franklin Templeton Shootout [with Jason Day].

## WORLD GOLF CHAMPIONSHIPS CAREER SUMMARY

Tournament	Position	Score	Total Score	Total Par	Money
No previous World Golf Championships competition.					





# DANIE VAN TONDER

Russia



**BIRTHDATE:** March 12, 1991

## WORLD GOLF CHAMPIONSHIPS CAREER SUMMARY

Tournament	Position	Score	Total Score	Total Par	Money
No previous World Golf Championships competition.					



# JIMMY WALKER

United States



**HEIGHT:** 6-2

**WEIGHT:** 180

**BIRTHDATE:** January 16, 1979

**BIRTHPLACE:** Oklahoma City, Oklahoma

**RESIDENCE:** San Antonio, Texas

**TURNED PROFESSIONAL:** 2001

**PGA TOUR VICTORIES (3):** **2014** Frys.com Open, Sony Open in Hawaii, AT&T Pebble Beach National Pro-Am. **2015** Sony Open in Hawaii.

**NATIONWIDE TOUR VICTORIES (3):** **2004** BellSouth Panama Championship, Chitimacha Louisiana Open. **2007** National Mining Association Pete Dye Classic.

## WORLD GOLF CHAMPIONSHIPS CAREER SUMMARY

Tournament	Position	Score	Total Score	Total Par	Money
<b>Cadillac Match Play (1-1)</b>					
2014 Accenture Match Play Championship	T17				\$99,000
R1: beat Branden Grace, 5 and 4					
R2: lost to Rickie Fowler, 1-down					
99,000					
<b>Bridgestone Invitational</b>					
2014 Bridgestone Invitational	T26	69-70-70-69	278	-2	75,200
75,200					
<b>Cadillac Championship</b>					
2014 Cadillac Championship	T25	73-77-67-76	293	+5	76,000
76,000					
<b>HSBC Champions</b>					
2014 HSBC Champions	T46	73-73-69-70	285	-3	52,500
2015 HSBC Champions	T35	73-69-75-73	290	+2	61,500
114,000					
<b>TOTAL</b>					<b>\$364,200</b>



# BUBBA WATSON

United States 

**HEIGHT:** 6-3  
**WEIGHT:** 180  
**BIRTHDATE:** November 5, 1978  
**BIRTHPLACE:** Bagdad, Florida  
**RESIDENCE:** Orlando, Florida  
**TURNED PROFESSIONAL:** 2002

**PGA TOUR VICTORIES (5):** **2010** Travelers Championship. **2011** Farmers Insurance Open, Zurich Classic of New Orleans. **2012** Masters Tournament. **2014** Northern Trust Open, Masters Tournament. **2015** World Golf Championships-HSBC Champions.

**OTHER VICTORIES: (1):** **2008** CVS/Caremark Charity Classic [with Camilo Villegas].

## WORLD GOLF CHAMPIONSHIPS CAREER SUMMARY

Tournament	Position	Score	Total Score	Total Par	Money
<b>Cadillac Match Play (9-5)</b>					
2011 Accenture Match Play Championship	4				\$490,000
R1: beat Bill Haas, 3 and 2 R2: beat Mark Wilson, 6 and 5 R3: beat Geoff Ogilvy, 6 and 4 QF: beat J.B. Holmes, 19 holes SF: lost to Martin Kaymer, 1-down Consolation: lost to Matt Kuchar, 2 and 1					
2012 Accenture Match Play Championship	T17				95,000
R1: beat Ben Crane, 3 and 2 R2: lost to Matt Kuchar, 3 and 2					
2013 Accenture Match Play Championship	T9				144,000
R1: beat Chris Wood, 2 and 1 R2: beat Jim Furyk, 22 holes R3: lost to Jason Day, 4 and 3					
2014 Accenture Match Play Championship	T9				148,000
R1: beat Mikko Ilonen, 2 and 1 R2: beat Jonas Blixt, 1-up R3: lost to Victor Dubuisson, 1-down					
					877,000
<b>Bridgestone Invitational</b>					
2010 Bridgestone Invitational	T22	64-71-70-74	279	-1	72,000
2011 Bridgestone Invitational	T21	69-70-68-70	277	-3	81,250
2012 Bridgestone Invitational	T19	66-73-72-67	278	-2	82,000
2013 Bridgestone Invitational	T27	67-69-72-74	282	+2	73,500
2014 Bridgestone Invitational	T37	69-70-73-68	280	E	64,500
					373,250
<b>Cadillac Championship</b>					
2009 CA Championship	72	72-71-74-75	292	+4	37,000
2012 Cadillac Championship	2	70-62-67-74	273	-15	845,000
2013 Cadillac Championship	T18	66-69-71-75	281	-7	93,000
2014 Cadillac Championship	T2	73-72-72-68	285	-3	753,000
					1,728,000
<b>HSBC Champions</b>					
2012 HSBC Champions	33	66-72-69-75	282	-6	54,000
2014 HSBC Champions	T8	68-69-69-68	274	-14	161,666
2015 HSBC Champions	1	71-67-69-70	277	-11	1,400,000
					1,615,666
			<b>TOTAL</b>		<b>\$4,593,916</b>



# LEE WESTWOOD

England



**HEIGHT:** 6-0  
**WEIGHT:** 205  
**BIRTHDATE:** April 24, 1973  
**BIRTHPLACE:** Worksop, England  
**RESIDENCE:** West Palm Beach, Florida  
**TURNED PROFESSIONAL:** 1993

**PGA TOUR VICTORIES (2):** 1998 Freeport-McDermott Classic. 2010 St. Jude Classic presented by Smith & Nephew.

**INTERNATIONAL VICTORIES (36):** 1996 Volvo Scandinavian Masters [Eur], Sumitomo Visa Taiheiyo Masters [Jpn]. 1997 Volvo Masters Andalucia [Eur], Sumitomo Visa Taiheiyo Masters [Jpn], Benson and Hedges Malaysian Open [Asia], Holden Australian Open [Aust]. 1998 Deutsche Bank-SAP Open-TPC of Europe [Eur], National Car Rental English Open [Eur], The Standard Life Loch Lomond [Eur], Belgacom Open [Eur], Sumitomo Visa Taiheiyo Masters [Jpn], Dunlop Phoenix [Jpn]. 1999 TNT Dutch Open [Eur], Smurfit European Open [Eur], Canon European Masters [Eur], Macau Open [Asia]. 2000 Dimension Data Pro-Am [SAF], Deutsche Bank-SAP Open TPC of Europe [Eur], Compaq European Grand Prix [Eur], Smurfit European Open [Eur], Volvo Scandinavian Masters [Eur], Belgacom Open [Eur], Cisco World Match Play Championship [Eur]. 2003 BMW International Open [Eur], Dunhill Links Championship [Eur], Nelson Mandela Invitational [with Simon Hobday] [SAF]. 2007 Valle Romano Open de Andalucia [Eur]. 2009 Portugal Masters [Eur], Dubai World Championship [Eur]. 2010 Nedbank Golf Challenge [SAF]. 2011 Indonesian Masters [Asia], Ballantine's Championship [Eur], Nedbank Golf Challenge [SAF], Thailand Golf Championship [Asia]. 2012 Indonesian Masters [Asia], Nordea Masters [Eur]. 2014 Maybank Malaysian Open [Eur], Thailand Golf Championship [Asia].

## WORLD GOLF CHAMPIONSHIPS CAREER SUMMARY

Tournament	Position	Score	Total Score	Total Par	Money
<b>Cadillac Match Play (11-15)</b>					
1999 Accenture Match Play Championship R1: lost to Eduardo Romero, 3 and 2	T33				\$25,000
2000 Accenture Match Play Championship R1: beat Brandt Jobe, 2 and 1 R2: lost to Scott Hoch, 1-down	T17				50,000
2002 Accenture Match Play Championship R1: beat Shingo Katayama, 4 and 3 R2: lost to John Cook, 1-down	T17				55,000
2004 Accenture Match Play Championship R1: lost to Phil Mickelson, 3 and 1	T33				35,000
2005 Accenture Match Play Championship R1: beat Steve Flesch, 4 and 3 R2: lost to Davis Love III, 7 and 6	T17				85,000
2006 Accenture Match Play Championship R1: lost to Scott Verplank, 26 holes	T33				35,000
2007 Accenture Match Play Championship R1: lost to Pdraig Harrington, 19 holes	T33				40,000
2008 Accenture Match Play Championship R1: beat Brandt Snedeker, 3 and 2 R2: lost to Justin Leonard, 2 and 1	T17				90,000
2009 Accenture Match Play Championship R1: beat Prayad Marksang, 2 and 1 R2: lost to Stewart Cink, 23 holes	T17				95,000
2010 Accenture Match Play Championship R1: beat Chris Wood, 3 and 1 R2: lost to Nick Watney, 2 and 1	T17				95,000
2011 Accenture Match Play Championship R1: beat Henrik Stenson, 3 and 2 R2: lost to Nick Watney, 1-down	T17				95,000
2012 Accenture Match Play Championship R1: beat Nicolas Colsaerts, 3 and 1 R2: beat Robert Karlsson, 3 and 2 R3: beat Nick Watney, 3 and 2 QF: beat Martin Laird, 4 and 2 SF: lost to Rory McIlroy, 3 and 1 Consolation: lost to Mark Wilson, 1-down	4				490,000
2013 Accenture Match Play Championship R1: lost to Rafael Cabrera Bello, 19 holes	T33				46,000
2014 Accenture Match Play Championship R1: lost to Harris English, 5 and 3	T33				48,000
					1,284,000
<b>Bridgestone Invitational</b>					
1999 NEC Invitational	T33	74-72-70-72	288	+8	34,000
2000 NEC Invitational	T20	66-69-73-72	280	E	68,333
2001 NEC Invitational					W/D
2002 NEC Invitational	T15	68-69-72-70	279	-5	60,875
2003 NEC Invitational	T46	70-70-73-73	286	+6	31,500
2004 NEC Invitational	T9	69-69-69-69	276	-4	116,000
2005 NEC Invitational	T24	73-72-63-74	282	+2	69,000
2006 Bridgestone Invitational					W/D
2007 Bridgestone Invitational	T22	68-71-79-69	287	+7	66,250
2008 Bridgestone Invitational	T2	70-65-67-69	271	-9	635,000
2009 Bridgestone Invitational	9	69-71-70-65	275	-5	160,000
2010 Bridgestone Invitational					W/D
2011 Bridgestone Invitational	T9	67-71-68-65	271	-9	152,500
2012 Bridgestone Invitational	T70	68-72-81-73	294	+14	42,000
2013 Bridgestone Invitational	T40	71-71-71-72	285	+5	61,500
2014 Bridgestone Invitational	T19	72-71-70-63	276	-4	89,000
					1,585,958
<b>HSBC Champions</b>					
2009 HSBC Champions	T8	70-71-65-71	277	-11	147,500
2010 HSBC Champions	2	66-70-67-67	270	-18	675,000
2011 HSBC Champions	T13	69-68-67-74	278	-10	90,000
2012 HSBC Champions	T6	70-67-61-72	270	-18	190,000
2014 HSBC Champions	T55	71-73-68-75	287	-1	46,250
2015 HSBC Champions	T20	70-73-69-73	285	-3	81,000
					1,229,750

## Cadillac Championship

1999 AmEx Championship	T4	73-67-71-73	284	E	176,666
2000 AmEx Championship	2	72-72-68-67	279	-9	500,000
2003 AmEx Championship	T35	72-71-71-75	289	+9	41,500
2004 AmEx Championship	T13	68-69-71-73	281	-7	90,000
2005 AmEx Championship	T51	71-75-75-68	289	+9	40,500
2006 AmEx Championship	T32	71-66-73-72	282	-2	61,000
2008 CA Championship	T34	71-72-72-68	283	-5	57,500
2009 CA Championship	T61	71-71-78-69	289	+1	39,550
2010 CA Championship	T30	74-68-74-69	285	-3	70,000
2011 Cadillac Champ	T18	70-74-70-68	282	-6	89,000
2012 Cadillac Champ	T29	76-67-68-72	283	-5	67,500
2013 Cadillac Champ	T25	73-69-71-71	284	-4	79,000
2014 Cadillac Champ	T34	75-79-70-70	294	+6	68,500
					1,380,716
<b>TOTAL</b>					<b>\$5,480,124</b>



# BERND WIESBERGER (WEESE-berg-ur)

Austria



**HEIGHT:** 6-2  
**WEIGHT:** 189  
**BIRTHDATE:** October 8, 1985  
**BIRTHPLACE:** Vienna, Austria  
**RESIDENCE:** Oberwart, Austria  
**TURNED PROFESSIONAL:** 2006

**BEST PGA TOUR CAREER FINISH:** T15—2014 PGA Championship.

**INTERNATIONAL VICTORIES (5):** **2010** Allianz Golf Open de Lyon [EurChall], Allianz Golf Open du Grand Toulouse [EurChall]. **2012** Ballantine's Championship [Eur]. Lyonnese Open [Eur]. **2013** CIMB Niaga Indonesian Masters [Asia].

## WORLD GOLF CHAMPIONSHIPS CAREER SUMMARY

Tournament	Position	Score	Total Score	Total Par	Money
<b>Cadillac Match Play (0-1)</b>					
2014 Accenture Match Play Championship	T33				\$48,000
R1: lost to Matt Kuchar, 3 and 2					
48,000					
<b>Bridgestone Invitational</b>					
2012 Bridgestone Invitational	T55	70-71-74-72	287	+7	46,500
46,500					
<b>HSBC Champions</b>					
2012 HSBC Champions	T28	72-72-68-68	280	-8	57,500
57,500					
<b>TOTAL</b>					<b>\$152,000</b>



# DANNY WILLETT (WILL-ut)

England



**HEIGHT:** 5-11  
**WEIGHT:** 170  
**BIRTHDATE:** October 3, 1987  
**BIRTHPLACE:** Sheffield, England  
**RESIDENCE:** Sheffield, England  
**TURNED PROFESSIONAL:** 2008

**BEST PGA TOUR CAREER FINISH:** T15—2013 The Open Championship.

**INTERNATIONAL VICTORIES (2):** **2012** BMW International Open [Eur]. **2015** Nedbank Golf Challenge [Eur].

## WORLD GOLF CHAMPIONSHIPS CAREER SUMMARY

Tournament	Position	Score	Total Score	Total Par	Money
<b>Bridgestone Invitational</b>					
2012 Bridgestone Invitational	T50	72-74-73-67	286	+6	\$49,000
49,000					
<b>HSBC Champions</b>					
2010 HSBC Champions	T67	77-69-75-77	298	+10	30,250
2012 HSBC Champions	T62	74-73-71-73	291	+3	32,500
62,750					
<b>TOTAL</b>					<b>\$111,750</b>



# GARY WOODLAND

United States 

**HEIGHT:** 6-1  
**WEIGHT:** 195  
**BIRTHDATE:** May 21, 1984  
**BIRTHPLACE:** Topeka, Kansas  
**RESIDENCE:** Orlando, Florida  
**TURNED PROFESSIONAL:** 2007

**PGA TOUR VICTORIES (2):** 2011 Transitions Championship. 2013 Reno-Tahoe Open.


**INTERNATIONAL VICTORIES (1):** 2011 OMEGA Mission Hills World Cup [with Matt Kuchar].

## WORLD GOLF CHAMPIONSHIPS CAREER SUMMARY

Tournament	Position	Score	Total Score	Total Par	Money
<b>Cadillac Match Play (0-2)</b>					
2012 Accenture Match Play Championship R1: lost to Charl Schwartzel, 4 and 2	T33				\$45,000
2014 Accenture Match Play Championship R1: lost to Graeme McDowell, 19 holes	T33				48,000
					93,000
<b>Bridgestone Invitational</b>					
2011 Bridgestone Invitational	T45	70-66-73-73	282	+2	53,000
2014 Bridgestone Invitational	T19	70-68-68-70	276	-4	89,000
					142,000
<b>Cadillac Championship</b>					
2012 Cadillac Championship	T29	71-70-70-72	283	-5	67,500
2014 Cadillac Championship	T16	72-78-71-71	292	+4	90,666
					158,166
<b>HSBC Champions</b>					
2015 HSBC Champions	T56	73-75-74-73	295	+7	45,250
					45,250
			<b>TOTAL</b>		<b>\$438,416</b>



## World Golf Championships



Rory McIlroy hits his tee shot on the seventh hole during the final round of the 2014 World Golf Championships-Bridgestone Invitational at Firestone Country Club in Akron, Ohio.



# 2015 Cadillac Match Play Championship Facts

## EVENT:

World Golf Championships-Cadillac Match Play  
(Cadillac Match Play on second reference)

The Cadillac Match Play is one of four World Golf Championships sanctioned and organized by the operational committee of the International Federation of PGA Tours, which includes the Asian Tour, European Tour, Japan Golf Tour, PGA TOUR, PGA Tour of Australasia and Southern Africa Tour. The other World Golf Championships include the Cadillac Championship (Florida, USA) Bridgestone Invitational (Ohio, USA) and HSBC Champions (China)

## DATE:

April 27-May 3, 2015

## SITE:

TPC Harding Park, San Francisco, CA

## PAR/YARDAGE:

Par: 36-35—72/7,137 yards

## ARCHITECT/OPENS:

Willie Watson and Sam Whiting, 1925

## FORMAT:

Match play (hole-by-hole competition).

Going forward, the 64-player Cadillac Match Play field will be divided into 16 four-player groups. Each group will play round-robin matches within their group on Wednesday, Thursday and Friday. The player with the best record in each of the four groups advances to the Round of 16 for single-elimination match play (in the event of a two-way tie in a group, head-to-head results will be used as the tiebreaker; a three-way tie will require a sudden-death playoff). The Round of 16 will be played Saturday morning, followed by the Quarterfinals Saturday afternoon. The Semifinals will be Sunday morning, followed by the Championship Match and Consolation Match on Sunday afternoon. This means that fans are guaranteed to see the field in its entirety during the first three days of competition before players begin being eliminated.

For more details on the new 2015 group format, visit the FORMAT tab on the Cadillac Match Play website at [worldgolfchampionships.com](http://worldgolfchampionships.com)

## 2014 CHAMPION:

Jason Day, 1-up, 23 holes (Youngest to win Cadillac Match Play at 26 years, 3 months, 11 days)

## PURSE:

\$9 million (US); \$1.53 million to the winner  
Prize money earned will be considered official on each player's home Tour.



## 2015 ELIGIBILITY:

The top 64 available players from the Official World Golf Ranking, as of the Monday one week prior to the week of the tournament (April 20, 2015).

## TV LISTINGS:

The Cadillac Match Play will be broadcast in 225 countries and territories, to approximately 1 billion homes, and in 30 different languages.

Wednesday – Friday	The Golf Channel
Saturday	NBC
Sunday	NBC

## TROPHY:

Walter Hagen Cup

## WEB SITES:

[www.worldgolfchampionships.com](http://www.worldgolfchampionships.com)

## TICKETS:

Tickets may be purchased by visiting [www.worldgolfchampionships.com](http://www.worldgolfchampionships.com) or by calling 1-844-868-7465.

## CHARITABLE PROCEEDS:

Proceeds from the event will benefit local Bay Area charities. The Cadillac Match Play has generated more than \$15 million for charity since its inception, part of the more than \$50 million raised for global charities since the advent of the World Golf Championships in 1999.

## ABOUT CADILLAC:

Cadillac has been a leading luxury auto brand since 1902. Today Cadillac is growing globally, driven by an expanding product portfolio featuring dramatic design and technology. More information on Cadillac appears at [www.cadillac.com](http://www.cadillac.com). Cadillac's media website with information, images and video can be found at [media.cadillac.com](http://media.cadillac.com).

## UMBRELLA SPONSORS:

Cadillac (Cadillac Match Play and Cadillac Championship),  
Bridgestone, HSBC

## SOCIAL:

Twitter - @WGC\_MatchPlay  
Instagram - @WGC\_MatchPlay  
Facebook - [www.facebook.com/wgcmatchplay](http://www.facebook.com/wgcmatchplay)

## 2015 Cadillac Match Play Championship Facts

### **CHAMPIONSHIP OFFICE:**


World Golf Championships-Cadillac Match Play  
TPC Harding Park|99 Harding Road  
San Francisco, CA 94132  
415/360-5544 (office)

EXECUTIVE DIRECTOR: Tom Clark  
GENERAL MANAGER: Stephanie McNeill  
TOURNAMENT SERVICES MANAGER: Callie Gibson  
TOURNAMENT OPERATIONS SPECIALIST: Jordan Uppleger


### **MEDIA CONTACTS:**

Chris Reimer, Communications Director, PGA TOUR  
904-273-3286, [chrisreimer@pgatourhq.com](mailto:chrisreimer@pgatourhq.com)  
Candace Reinheimer, Communications Manager, PGA TOUR  
904-280-4742, [candacereinheimer@pgatourhq.com](mailto:candacereinheimer@pgatourhq.com)  
Kate Gordon, EVP, Director of Integrated MarketingEdelman Silicon Valley  
415-229-7674, [kate.gordon@edelman.com](mailto:kate.gordon@edelman.com)  
Anish Patel, Senior Account Executive, Edelman Silicon Valley  
650-762-2990, [anish.patel@edelman.com](mailto:anish.patel@edelman.com)


# 2014 Accenture Match Play Championship




# 2013 Accenture Match Play Championship



# 2012 Accenture Match Play Championship



# 2011 Accenture Match Play Championship




# 2010 Accenture Match Play Championship







# 2009 Accenture Match Play Championship




# 2008 Accenture Match Play Championship




# 2007 Accenture Match Play Championship



# 2006 Accenture Match Play Championship




# 2005 Accenture Match Play Championship



# 2004 Accenture Match Play Championship




# 2003 Accenture Match Play Championship






# 2002 Accenture Match Play Championship





# 2000 Accenture Match Play Championship



# 1999 Accenture Match Play Championship



# 2015 Bridgestone Invitational Facts

## EVENT:

World Golf Championships-Bridgestone Invitational (Bridgestone Invitational on second reference)

The Bridgestone Invitational is one of four World Golf Championships sanctioned and organized by the operational committee of the International Federation of PGA Tours, which includes the Asian Tour, European Tour, Japan Golf Tour, PGA TOUR, PGA Tour of Australasia and Southern Africa Tour. The other World Golf Championships include the Cadillac Match Play Championship, Cadillac Championship and HSBC Champions.



## DATE:

August 5-9, 2015

## SITE:

Firestone Country Club (South Course), Akron, Ohio

## PAR/YARDAGE:

Par: 35-35=70/7,400

## 2014 CHAMPION:

Rory McIlroy, 265 (-15) (8th PGA TOUR victory)

## ARCHITECT:

Bert Way (1929), Robert Trent Jones (1960)

## FORMAT:

Four-day, 72-hole stroke-play competition; no cut

## PURSE:

\$9 million (US); \$1.53 million to the winner

Prize money will be considered official on each player's home Tour.

## ELIGIBILITY:

Estimated field size – 75 players

- Playing members of the 2014 U.S. and European Ryder Cup teams.  
NOTE: In even-numbered years, playing members of the last-named U.S. and International Presidents Cup teams shall replace the last-named Ryder Cup teams.
- The top-50 players, including any tied for 50th place, from the Official World Golf Ranking as of Monday, July 27, 2015 and Monday, August 3, 2015.
- Tournament winners, whose victories are considered official, of tournaments from the Federation Tours since the prior year's Bridgestone Invitational (with an Official World Golf Ranking Strength of Field Rating of 115 points or more).
- The winner of the following tournaments from each of the following Tours: Japan Golf Tour Championship (2015) and Bridgestone Open (2014) from the Japan Golf Tour; Australian PGA Championship (2014) from the Australasian Tour; Dimension Data Pro-Am (2015) from the Southern Africa Tour; and Thailand Golf Championship (2014) from the Asian Tour.

## TV LISTINGS:

The Bridgestone Invitational is broadcast to more than 1 billion households in 225 countries and territories in 32 languages.

Thursday and Friday	2-6 p.m. ET	Golf Channel
Saturday and Sunday	12-1:30 p.m. ET	Golf Channel
	2-6 p.m. ET	CBS

## TROPHY:

Gary Player Cup

## WEBSITES:

[www.worldgolfchampionships.com](http://www.worldgolfchampionships.com)

## TICKETS:

Tickets may be purchased by visiting [www.worldgolfchampionships.com](http://www.worldgolfchampionships.com) or calling 1-844-868-7465.

# 2015 Bridgestone Invitational Facts

## CHARITABLE PROCEEDS:

The Bridgestone Invitational annually donates approximately \$1 million to charities throughout Northeast Ohio. Over the years, professional golf at Firestone Country Club has donated more than \$23 million to worthy causes in Northeast Ohio, including the Ronald McDonald Houses of Akron and Cleveland, Akron Children's Hospital, University Hospitals Rainbow Babies & Children's Hospital and The First Tee Chapters of Akron, Cleveland and Canton. For more information on the charities that have benefited or to find out how to submit a grant request, log on to [www.nogcf.org](http://www.nogcf.org).

The Bridgestone Invitational also participates in TICKETS For CHARITY™, a unique program initiated on the PGA TOUR, Champions Tour and Nationwide Tour in which tournaments offer local non-profit organizations the opportunity to sell specially priced tournament tickets. Seventy-five percent of the ticket proceeds go directly to the charity that helped promote the sale of the ticket.

In conjunction with Northern Ohio Golf Charities, approximately 1,000 volunteers donate their time to make the Bridgestone Invitational a success.

## ABOUT BRIDGESTONE:

The Bridgestone Group (Bridgestone Corporation and its consolidated subsidiaries including Bridgestone Americas, Inc., Bridgestone Sports Co., Ltd. and Bridgestone Golf, Inc.) is the world's largest manufacturer of tires and rubber products. Bridgestone Corporation, headquartered in Tokyo, was established in 1931 and today, the Bridgestone Group has about 190 manufacturing plants and R&D facilities in 25 countries, selling products in over 150 markets worldwide. Tires accounted for approximately 85% of consolidated sales in 2013, with the remainder derived from a broad range of diversified products and services including industrial rubber and chemical products and golf equipment, bicycles and other sporting goods.

## ABOUT BRIDGESTONE AMERICAS, INC.:

Nashville, Tenn.-based Bridgestone Americas, Inc. (BSAM) is the U.S. subsidiary of Bridgestone Corporation, the world's largest tire and rubber company. BSAM and its subsidiaries develop, manufacture and market a wide range of Bridgestone, Firestone and associate brand tires to address the needs of a broad range of customers, including consumers, automotive and commercial vehicle original equipment manufacturers, and those in the agricultural, forestry and mining industries. The companies are also engaged in retreading operations throughout the Western Hemisphere and produce air springs, roofing materials, and industrial fibers and textiles. The BSAM family of companies also operates the world's largest chain of automotive tire and service centers. Guided by its One Team, One Planet message, the company is dedicated to achieving a positive environmental impact in all of the communities it calls home.

## UMBRELLA SPONSORS:

Cadillac (Cadillac Match Play and Cadillac Championship),  
Bridgestone, HSBC

## SOCIAL MEDIA:

Facebook: /BridgestoneInvitational  
Twitter: @WGC\_Bridgestone  
Instagram: @wgc\_bridgestone

## CHAMPIONSHIP OFFICE:

World Golf Championships-Bridgestone Invitational  
440 E. Warner Road  
Akron, OH 44319  
Phone: 330-644-2299, Fax: 330-644-7187

EXECUTIVE DIRECTOR: Don Padgett III  
TOURNAMENT SERVICES MANAGER: Meghan Costello  
SALES MANAGER: Mark Barchony  
SALES MANAGER: Emily Blair  
NORTHERN OHIO GOLF CHARITIES: Glenda Buchanan  
OPERATIONS MANAGER: Alex Dorsch  
OPERATIONS SPECIALIST: Zach Lee

## MEDIA CONTACTS:

Don Padgett III, Executive Director, Bridgestone Invitational  
330-644-2299, [dpadgett@pgatourhq.com](mailto:dpadgett@pgatourhq.com)  
Jamie Dalton, Robert Falls Company, Public Relations  
216-696-0229, [jdalton@fallscommunications.com](mailto:jdalton@fallscommunications.com)  
Chris Reimer, Communications Director, PGA TOUR  
904-273-3286, [chrisreimer@pgatourhq.com](mailto:chrisreimer@pgatourhq.com)

# 2014 Bridgestone Invitational

**Firestone Country Club (South); Akron, OH**  
**July 28-August 3 2014**

**Purse: \$9,000,000**

**Par/Yards: 35-35—70/7,400**

LEADERS	First Round	Second Round	Third Round
	Marc Leishman ..... 64 (-6)	Sergio Garcia ..... 129 (-11)	Sergio Garcia ..... 196 (-14)
	Ryan Moore ..... 65 (-5)	Justin Rose ..... 132 (-8)	<b>Rory McIlroy ..... 199 (-11)</b>
	Justin Rose ..... 65 (-5)	Marc Leishman ..... 133 (-7)	Marc Leishman ..... 201 (-9)
	Charl Schwartzel ..... 65 (-5)	<b>Rory McIlroy ..... 133 (-7)</b>	Keegan Bradley ..... 202 (-8)
	Graham DeLaet ..... 67 (-3)	Rickie Fowler ..... 134 (-6)	Justin Rose ..... 202 (-8)
	Rickie Fowler ..... 67 (-3)	Charl Schwartzel ..... 134 (-6)	Adam Scott ..... 202 (-8)
	Francesco Molinari ..... 67 (-3)		
	Patrick Reed ..... 67 (-3)		
	<b>Rory McIlroy ..... 69 (-1)</b>		

**CUT:** No cut. 72 of the 76 professionals completed 72 holes.



**WEATHER:** Thursday: Mix of sun and clouds. High of 78, with WSW wind at 10-15 mph. Friday: Mix of sun and clouds. High of 82, with S wind at 5-10 mph. Saturday: Due to expected inclement weather, officials moved Saturday's tee times to threesomes going off of Nos. 1 and 10 between 7-9 a.m. Mostly cloudy, with afternoon storms. High of 78. Wind variable at 5-10 mph. Officials suspended play from 12:43-3:57 p.m. Sunday: Mostly cloudy, with late-morning storms. High of 78. Wind N at 5-10 mph. Due to heavy rain and water accumulating on the greens, officials suspended play from 10:45 a.m.-noon. Preferred lies were utilized.

**Winner: Rory McIlroy 69-64-66-66 265 \$1,530,000.00**

1	Rory McIlroy	69-64-66-66	265/-15	\$1,530,000.00	T37	Brendon de Jonge	72-69-70-69	280/E	\$64,500.00
2	Sergio Garcia	68-61-67-71	267/-13	900,000.00	T37	Jamie Donaldson	68-70-71-71	280/E	64,500.00
3	Marc Leishman	64-69-68-67	268/-12	522,000.00	T37	Seung-Yul Noh	69-69-70-72	280/E	64,500.00
T4	Keegan Bradley	68-67-67-69	271/-9	308,000.00	T37	Bubba Watson	69-70-73-68	280/E	64,500.00
T4	Patrick Reed	67-68-71-65	271/-9	308,000.00	T41	Bill Haas	71-69-69-72	281/1	61,000.00
T4	Justin Rose	65-67-70-69	271/-9	308,000.00	T41	Russell Henley	72-70-71-68	281/1	61,000.00
T4	Charl Schwartzel	65-69-73-64	271/-9	308,000.00	T41	Chris Kirk	69-73-72-67	281/1	61,000.00
T8	Rickie Fowler	67-67-72-67	273/-7	170,000.00	44	Steven Bowditch	69-71-73-69	282/2	59,000.00
T8	Graeme McDowell	71-70-66-66	273/-7	170,000.00	T45	Miguel A. Jimenez	69-69-72-73	283/3	57,500.00
T8	Ryan Moore	65-73-68-67	273/-7	170,000.00	T45	Brendon Todd	74-70-69-70	283/3	57,500.00
T8	Adam Scott	69-68-65-71	273/-7	170,000.00	T47	Matt Every	74-68-73-69	284/4	55,500.00
T12	Matt Kuchar	71-66-72-65	274/-6	115,000.00	T47	Stephen Gallacher	74-71-69-70	284/4	55,500.00
T12	Hideki Matsuyama	70-71-65-68	274/-6	115,000.00	49	Jordan Spieth	71-70-73-71	285/5	54,000.00
T12	Brandt Snedeker	68-68-68-70	274/-6	115,000.00	T50	Tim Clark	72-73-70-71	286/6	52,500.00
T15	Thomas Bjorn	69-68-69-69	275/-5	97,500.00	T50	Luke Donald	73-70-72-71	286/6	52,500.00
T15	Jim Furyk	69-68-69-69	275/-5	97,500.00	T52	David Howell	69-71-71-76	287/7	49,625.00
T15	Hunter Mahan	71-65-71-68	275/-5	97,500.00	T52	Thongchai Jaidee	70-74-71-72	287/7	49,625.00
T15	Phil Mickelson	71-73-69-62	275/-5	97,500.00	T52	Ian Poulter	73-73-70-71	287/7	49,625.00
T19	Kevin Stadler	71-70-66-69	276/-4	89,000.00	T52	Scott Stallings	72-75-68-72	287/7	49,625.00
T19	Henrik Stenson	71-66-68-71	276/-4	89,000.00	T56	Martin Kaymer	77-68-72-71	288/8	47,750.00
T19	Lee Westwood	72-71-70-63	276/-4	89,000.00	T56	Joost Luiten	73-73-71-71	288/8	47,750.00
T19	Gary Woodland	70-68-68-70	276/-4	89,000.00	T58	Jonas Blixt	75-72-69-73	289/9	46,500.00
T23	Branden Grace	69-71-67-70	277/-3	82,000.00	T58	Alexander Levy	72-71-77-69	289/9	46,500.00
T23	Zach Johnson	70-70-68-69	277/-3	82,000.00	T58	Richard Sterne	75-70-73-71	289/9	46,500.00
T23	Kevin Na	71-73-66-67	277/-3	82,000.00	61	Louis Oosthuizen	75-73-67-75	290/10	45,500.00
T26	Ernie Els	71-69-70-68	278/-2	75,200.00	62	Gonzalo Fdez-Castano	79-71-67-74	291/11	45,000.00
T26	J.B. Holmes	69-69-67-73	278/-2	75,200.00	T63	Pablo Larrazabal	71-74-77-70	292/12	44,250.00
T26	John Senden	74-66-67-71	278/-2	75,200.00	T63	Steve Stricker	74-73-72-73	292/12	44,250.00
T26	Jimmy Walker	69-70-70-69	278/-2	75,200.00	65	Brian Harman	72-70-75-76	293/13	43,750.00
T26	Fabrizio Zanotti	70-71-68-69	278/-2	75,200.00	T66	Jason Dufner	70-74-73-77	294/14	43,375.00
T31	Angel Cabrera	73-68-70-68	279/-1	69,500.00	T66	Mikko Ilonen	75-74-73-72	294/14	43,375.00
T31	Victor Dubuisson	72-70-69-68	279/-1	69,500.00	68	Daisuke Maruyama	73-73-73-78	297/17	43,000.00
T31	Harris English	69-69-68-73	279/-1	69,500.00	T69	David Lynn	76-72-75-75	298/18	42,625.00
T31	Matt Jones	70-70-69-70	279/-1	69,500.00	T69	Yoshitaka Takeya	74-75-74-75	298/18	42,625.00
T31	Francesco Molinari	67-70-73-69	279/-1	69,500.00	71	Kevin Streelman	78-71-78-73	300/20	42,250.00
T31	Webb Simpson	72-69-70-68	279/-1	69,500.00	72	Tano Goya	76-77-71-78	302/22	42,000.00



# 2013 Bridgestone Invitational

**Firestone Country Club (South); Akron, OH**  
**July 29-August 4 2013**

**Purse: \$8,750,000**

**Par/Yards: 35-35—70/7,400**

LEADERS		First Round	Second Round	Third Round
	Webb Simpson	64 (-6)	<b>Tiger Woods</b> ..... <b>127 (-13)</b>	<b>Tiger Woods</b> ..... <b>195 (-15)</b>
	Henrik Stenson	65 (-5)	Keegan Bradley	134 (-6)
	Keegan Bradley	66 (-4)	Chris Wood	134 (-6)
	Ryan Moore	66 (-4)	Bill Haas	135 (-5)
	Chris Wood	66 (-4)	Henrik Stenson	135 (-5)
	<b>Tiger Woods</b> .....	<b>66 (-4)</b>		
				Henrik Stenson
				Jason Dufner
				Luke Donald
				Bill Haas
				Chris Wood

**CUT:** No cut. All 73 players completed 72 holes.



**WEATHER:** Thursday: Partly cloudy with winds WNW at 10-15 mph. High of 75. Friday: Partly cloudy with winds WSW at 10-15 mph. High of 79. Saturday: One-half inch of rain fell overnight. With expected heavy showers, tee times ran from 11:10 a.m.-1:10 p.m. in threesomes off two tees. Partly cloudy and warmer with a high of 77. Winds NNW at 10 mph. Sunday: Partly cloudy, breezy and comfortable. High of 72. Winds NNW at 10-15, gusting to 20 mph.

**Winner: Tiger Woods 66-61-68-70 265 \$1,500,000.00**

1	Tiger Woods	66-61-68-70	265/-15	\$1,500,000.00	T38	Angel Cabrera	72-68-70-74	284/4	\$64,500.00
T2	Keegan Bradley	66-68-71-67	272/-8	692,500.00	T38	Gonzalo Fdez-Castano	70-74-68-72	284/4	64,500.00
T2	Henrik Stenson	65-70-67-70	272/-8	692,500.00	T40	Kiradech Aphibarnrat	69-68-73-75	285/5	61,500.00
T4	Miguel A. Jimenez	71-69-65-69	274/-6	321,666.67	T40	Sergio Garcia	71-76-70-68	285/5	61,500.00
T4	Zach Johnson	69-70-68-67	274/-6	321,666.67	T40	Graeme McDowell	71-71-71-72	285/5	61,500.00
T4	Jason Dufner	67-69-67-71	274/-6	321,666.66	T40	Lee Westwood	71-71-71-72	285/5	61,500.00
T7	Bill Haas	67-68-69-71	275/-5	205,000.00	T44	Stephen Gallacher	74-74-67-71	286/6	57,500.00
T7	Chris Wood	66-68-70-71	275/-5	205,000.00	T44	Billy Horschel	74-74-72-66	286/6	57,500.00
T9	Luke Donald	67-69-68-72	276/-4	145,750.00	T44	Francesco Molinari	70-70-72-74	286/6	57,500.00
T9	Jim Furyk	67-69-72-68	276/-4	145,750.00	T44	Nick Watney	71-72-70-73	286/6	57,500.00
T9	Martin Kaymer	74-67-69-66	276/-4	145,750.00	T48	Ernie Els	71-72-70-74	287/7	53,000.00
T9	Richard Sterne	70-68-70-68	276/-4	145,750.00	T48	Martin Laird	77-70-71-69	287/7	53,000.00
13	Steve Stricker	71-67-70-69	277/-3	114,000.00	T48	Shane Lowry	72-76-70-69	287/7	53,000.00
T14	Harris English	70-68-72-68	278/-2	102,666.67	T48	Thorbjorn Olesen	73-69-72-73	287/7	53,000.00
T14	Webb Simpson	64-75-73-66	278/-2	102,666.67	T48	Richie Ramsay	73-69-73-72	287/7	53,000.00
T14	Adam Scott	73-68-66-71	278/-2	102,666.66	T53	Sang-Moon Bae	73-73-70-72	288/8	48,875.00
T17	Jamie Donaldson	70-69-71-69	279/-1	93,000.00	T53	Jason Day	74-72-72-70	288/8	48,875.00
T17	Justin Rose	69-72-69-69	279/-1	93,000.00	T53	David Lynn	71-73-73-71	288/8	48,875.00
T19	John Merrick	72-66-70-72	280/E	89,000.00	T53	Matteo Manassero	71-70-74-73	288/8	48,875.00
T19	Ian Poulter	69-72-69-70	280/E	89,000.00	T57	Nicolas Colsaerts	72-70-74-73	289/9	47,250.00
T21	Hideki Matsuyama	72-68-70-71	281/1	81,166.67	T57	Derek Ernst	73-76-71-69	289/9	47,250.00
T21	Charl Schwartzel	74-74-64-69	281/1	81,166.67	T59	Jonas Blixt	70-75-73-72	290/10	45,750.00
T21	Michael Thompson	72-71-70-68	281/1	81,166.67	T59	Scott Piercy	68-77-75-70	290/10	45,750.00
T21	Bo Van Pelt	71-73-68-69	281/1	81,166.67	T59	D.A. Points	73-69-75-73	290/10	45,750.00
T21	Rickie Fowler	67-71-70-73	281/1	81,166.66	T59	Kevin Streelman	76-73-71-70	290/10	45,750.00
T21	Phil Mickelson	72-71-67-71	281/1	81,166.66	T63	Brian Gay	72-70-75-75	292/12	44,250.00
T27	Paul Casey	70-70-73-69	282/2	73,500.00	T63	Brett Rumford	76-74-72-70	292/12	44,250.00
T27	Russell Henley	72-69-75-66	282/2	73,500.00	T65	Ken Duke	70-75-73-75	293/13	42,800.00
T27	Matt Kuchar	72-71-69-70	282/2	73,500.00	T65	Tommy Gainey	74-71-76-72	293/13	42,800.00
T27	Paul Lawrie	69-72-71-70	282/2	73,500.00	T65	Branden Grace	70-75-70-78	293/13	42,800.00
T27	Rory McIlroy	70-71-69-72	282/2	73,500.00	T65	Mikko Ilonen	73-73-73-74	293/13	42,800.00
T27	Bubba Watson	67-69-72-74	282/2	73,500.00	T65	Satoshi Kodaira	70-74-76-73	293/13	42,800.00
T33	Peter Hanson	70-72-70-71	283/3	68,000.00	70	Carl Pettersson	72-73-73-77	295/15	42,000.00
T33	Dustin Johnson	72-69-75-67	283/3	68,000.00	71	Toru Taniguchi	75-73-79-73	300/20	41,750.00
T33	Ryan Moore	66-74-70-73	283/3	68,000.00	72	Jaco Van Zyl	73-82-78-72	305/25	41,500.00
T33	Brandt Snedeker	72-70-71-70	283/3	68,000.00	73	Daniel Popovic	79-77-76-82	314/34	41,250.00
T33	Boo Weekley	73-70-70-70	283/3	68,000.00					

# 2012 Bridgestone Invitational

**Firestone Country Club (South Course); Akron, OH**  
**July 30-August 5, 2012**

**Purse: \$8,500,000**

**Par/Yards: 35-35—70/7,400**

LEADERS	First Round	Second Round	Third Round
	Jim Furyk..... 63 (-7)	Jim Furyk..... 129 (-11)	Jim Furyk..... 199 (-11)
	Lee Slattery..... 65 (-5)	Rafael Cabrera Bello..... 131 (-9)	Louis Oosthuizen..... 200 (-10)
	Rafael Cabrera Bello..... 66 (-4)	Louis Oosthuizen..... 132 (-8)	<b>Keegan Bradley..... 203 (-7)</b>
	Ben Crane..... 66 (-4)	Jason Dufner..... 133 (-7)	Rory McIlroy..... 204 (-6)
	Luke Donald..... 66 (-4)	K.T. Kim..... 134 (-6)	Steve Stricker..... 204 (-6)
	Simon Dyson..... 66 (-4)	<b>Keegan Bradley..... 136 (-4)</b>	
	John Senden..... 66 (-4)		
	Bubba Watson..... 66 (-4)		
	<b>Keegan Bradley..... 67 (-3)</b>		

**CUT:** No cut. 75 of the 78 players completed 72 holes.

**WEATHER:** Thursday: Sunny. Winds WSW at 5-10 mph. High of 90. Friday: Mostly sunny. Temperatures in the mid 90s, with light S winds at 5-10 mph. Saturday: Mostly sunny. Temperatures in the upper 80s by the afternoon with W winds at 10-20 mph. Sunday: Due to the threat of bad weather, tee times were adjusted so that players teed off on No. 1 and No. 10 in threesomes, from 8-10 a.m. Play was suspended at 9:15 a.m. due to a dangerous weather situation and resumed at noon. Mostly cloudy with morning thunderstorms turning to clearer skies in the afternoon. High of 81. Winds SW at 10-20 mph.



**Winner: Keegan Bradley 67-69-67-64 267 \$1,400,000.00**

1	Keegan Bradley	67-69-67-64	267/-13	\$1,400,000.00	T36	Y.E. Yang	69-71-74-68	282/2	\$62,500.00
T2	Jim Furyk	63-66-70-69	268/-12	665,000.00	T40	Thomas Bjorn	71-70-74-68	283/3	59,000.00
T2	Steve Stricker	68-68-68-64	268/-12	665,000.00	T40	Zach Johnson	68-73-68-74	283/3	59,000.00
4	Louis Oosthuizen	67-65-68-69	269/-11	365,000.00	T40	Francesco Molinari	74-70-69-70	283/3	59,000.00
T5	Rory McIlroy	70-67-67-68	272/-8	276,500.00	T43	Phil Mickelson	71-69-73-71	284/4	56,500.00
T5	Justin Rose	70-69-66-67	272/-8	276,500.00	T43	Alvaro Quiros	70-71-72-71	284/4	56,500.00
7	Jason Dufner	67-66-73-68	274/-6	210,000.00	T45	Nicolas Colsaerts	73-68-74-70	285/5	53,000.00
T8	Aaron Baddeley	73-66-71-66	276/-4	128,750.00	T45	Ernie Els	73-73-68-71	285/5	53,000.00
T8	K.J. Choi	71-72-67-66	276/-4	128,750.00	T45	Marc Leishman	70-72-70-73	285/5	53,000.00
T8	Luke Donald	66-69-71-70	276/-4	128,750.00	T45	Adam Scott	71-70-71-73	285/5	53,000.00
T8	Matt Kuchar	70-70-70-66	276/-4	128,750.00	T45	Mark Wilson	72-71-73-69	285/5	53,000.00
T8	Lee Slattery	65-71-72-68	276/-4	128,750.00	T50	Ryo Ishikawa	71-72-70-73	286/6	49,000.00
T8	David Toms	68-67-73-68	276/-4	128,750.00	T50	Fredrik Jacobson	71-73-73-69	286/6	49,000.00
T8	Bo Van Pelt	70-69-66-71	276/-4	128,750.00	T50	Paul Lawrie	72-68-74-72	286/6	49,000.00
T8	Tiger Woods	70-72-68-66	276/-4	128,750.00	T50	Brandt Snedeker	71-70-70-75	286/6	49,000.00
T16	Simon Dyson	66-71-70-70	277/-3	90,000.00	T50	Danny Willett	72-74-73-67	286/6	49,000.00
T16	John Senden	66-70-69-72	277/-3	90,000.00	T55	Jonathan Byrd	73-73-69-72	287/7	46,500.00
T16	Kyle Stanley	69-73-68-67	277/-3	90,000.00	T55	Greg Chalmers	71-75-71-70	287/7	46,500.00
T19	Bill Haas	67-71-70-70	278/-2	82,000.00	T55	Gonzalo Fdez-Castano	71-73-70-73	287/7	46,500.00
T19	Dustin Johnson	69-68-73-68	278/-2	82,000.00	T55	Hunter Mahan	73-73-69-72	287/7	46,500.00
T19	Scott Piercy	69-70-70-69	278/-2	82,000.00	T55	Bernd Wiesberger	70-71-74-72	287/7	46,500.00
T19	Nick Watney	69-70-72-67	278/-2	82,000.00	T60	Rickie Fowler	70-80-69-69	288/8	44,500.00
T19	Bubba Watson	66-73-72-67	278/-2	82,000.00	T60	Yoshinori Fujimoto	73-74-71-70	288/8	44,500.00
T24	K.T. Kim	67-67-74-71	279/-1	74,500.00	T60	Marcel Siem	76-71-70-71	288/8	44,500.00
T24	Graeme McDowell	70-67-70-72	279/-1	74,500.00	T63	Peter Hanson	73-71-71-74	289/9	43,500.00
T24	Geoff Ogilvy	67-70-72-70	279/-1	74,500.00	T63	Joost Luiten	72-71-77-69	289/9	43,500.00
T24	Charl Schwartzel	69-75-72-63	279/-1	74,500.00	T63	Kevin Na	72-76-72-69	289/9	43,500.00
28	Carl Pettersson	67-70-71-72	280/E	72,000.00	66	Sang-Moon Bae	72-66-76-76	290/10	43,000.00
T29	Rafael Cabrera Bello	66-65-77-73	281/1	68,000.00	T67	Toshinori Muto	73-71-73-74	291/11	42,625.00
T29	Jason Day	75-70-70-66	281/1	68,000.00	T67	Jeev Milkha Singh	73-74-71-73	291/11	42,625.00
T29	Sergio Garcia	67-72-71-71	281/1	68,000.00	69	Robert Allenby	73-79-72-68	292/12	42,250.00
T29	Retief Goosen	67-72-73-69	281/1	68,000.00	70	Lee Westwood	68-72-81-73	294/14	42,000.00
T29	Martin Kaymer	68-72-72-69	281/1	68,000.00	T71	Michael Hoey	78-75-70-72	295/15	41,625.00
T29	Martin Laird	68-72-68-73	281/1	68,000.00	T71	Robert Rock	76-72-74-73	295/15	41,625.00
T29	Ian Poulter	74-69-69-69	281/1	68,000.00	73	Ted Potter, Jr.	72-72-75-80	299/19	41,250.00
T36	Jamie Donaldson	68-73-75-66	282/2	62,500.00	74	Tom Lewis	78-76-74-73	301/21	41,000.00
T36	Branden Grace	72-70-66-74	282/2	62,500.00	75	Oliver Bekker	77-72-76-77	302/22	40,750.00
T36	Johnson Wagner	71-74-68-69	282/2	62,500.00					

# 2011 Bridgestone Invitational

**Firestone Country Club (South Course); Akron, OH**  
**August 1-7, 2011**

**Purse: \$8,500,000**

**Par/Yards: 35-35—70/7,400**

LEADERS	First Round	Second Round	Third Round
	<b>Adam Scott..... 62 (-8)</b>	Keegan Bradley..... 132 (-8)	<b>Adam Scott..... 198 (-12)</b>
	Jason Day..... 63 (-7)	Rickie Fowler..... 132 (-8)	Jason Day..... 199 (-11)
	Nick Watney..... 65 (-5)	Ryan Moore..... 132 (-8)	Ryo Ishikawa..... 199 (-11)
	Thomas Bjorn..... 66 (-4)	<b>Adam Scott..... 132 (-8)</b>	Keegan Bradley..... 200 (-10)
	Stewart Cink..... 66 (-4)	Jason Day..... 133 (-7)	Martin Laird..... 200 (-10)
	Kyung-tae Kim..... 66 (-4)	Robert Karlsson..... 133 (-7)	
	Martin Laird..... 66 (-4)	Martin Laird..... 133 (-7)	
	Pablo Larrazabal..... 66 (-4)		
	Ryan Moore..... 66 (-4)		
	D.A. Points..... 66 (-4)		
	Rory Sabbatini..... 66 (-4)		
	Brandt Snedeker..... 66 (-4)		

**CUT:** No cut. All 76 players finished 72 holes.



**WEATHER:** Thursday: Sunny with a high of 88 degrees. Winds W 8-12 mph. Friday: Partly cloudy with temperatures reaching 82 degrees. Winds ESE 4-8 mph in the late morning changing to NNE 8-12 mph in the afternoon. Saturday: Mostly cloudy throughout the morning and early afternoon, with temperatures in the low to mid-80s and winds SW 5-10 mph. Sunday: Partly cloudy, warm and humid with temperatures reaching 86 degrees. Winds W 10-15 mph.

**Winner: Adam Scott 62-70-66-65 263 \$1,400,000.00**

1	Adam Scott	62-70-66-65	263	\$1,400,000.00	T37	Charley Hoffman	68-69-70-74	281	\$58,500.00
T2	Luke Donald	68-69-64-66	267	665,000.00	T37	Hunter Mahan	71-69-72-69	281	58,500.00
T2	Rickie Fowler	68-64-69-66	267	665,000.00	T37	Matteo Manassero	70-72-67-72	281	58,500.00
T4	Jason Day	63-70-66-69	268	332,500.00	T37	Geoff Ogilvy	68-70-76-67	281	58,500.00
T4	Ryo Ishikawa	67-68-64-69	268	332,500.00	T37	Louis Oosthuizen	71-71-70-69	281	58,500.00
T6	Zach Johnson	70-68-64-68	270	215,000.00	T37	Tiger Woods	68-71-72-70	281	58,500.00
T6	Kyung-tae Kim	66-72-66-66	270	215,000.00	T45	Paul Casey	73-71-71-67	282	53,000.00
T6	Rory McIlroy	68-68-67-67	270	215,000.00	T45	Stewart Cink	66-70-71-75	282	53,000.00
T9	David Toms	68-68-68-67	271	152,500.00	T45	Gary Woodland	70-66-73-73	282	53,000.00
T9	Lee Westwood	67-71-68-65	271	152,500.00	T48	Robert Allenby	70-73-70-70	283	49,300.00
T11	Aaron Baddeley	68-70-69-65	272	117,333.33	T48	Dustin Johnson	73-69-70-71	283	49,300.00
T11	Fredrik Jacobson	68-66-67-71	272	117,333.33	T48	Phil Mickelson	67-73-71-72	283	49,300.00
T11	Martin Laird	66-67-67-72	272	117,333.33	T48	Rory Sabbatini	66-77-71-69	283	49,300.00
14	Steve Stricker	71-65-67-70	273	100,000.00	T48	Brendan Steele	69-74-74-66	283	49,300.00
T15	Keegan Bradley	67-65-68-74	274	95,500.00	T53	Sergio Garcia	68-72-72-72	284	46,500.00
T15	Francesco Molinari	73-64-68-69	274	95,500.00	T53	Alexander Noren	69-73-70-72	284	46,500.00
T17	Robert Karlsson	68-65-72-70	275	89,500.00	T53	Alvaro Quiros	73-74-67-70	284	46,500.00
T17	Mark Wilson	69-69-71-66	275	89,500.00	T53	Charl Schwartzel	74-71-68-71	284	46,500.00
T19	Matt Kuchar	71-69-65-71	276	85,000.00	T53	Y.E. Yang	72-71-69-72	284	46,500.00
T19	D.A. Points	66-70-72-68	276	85,000.00	58	Heath Slocum	71-65-75-74	285	45,000.00
T21	Peter Hanson	70-67-70-70	277	81,250.00	T59	Jonathan Byrd	67-74-75-70	286	43,750.00
T21	Bubba Watson	69-70-68-70	277	81,250.00	T59	K.J. Choi	74-71-70-71	286	43,750.00
T23	Jim Furyk	73-69-67-69	278	75,250.00	T59	Padraig Harrington	71-70-73-72	286	43,750.00
T23	Lucas Glover	68-68-72-70	278	75,250.00	T59	Sean O'Hair	72-72-69-73	286	43,750.00
T23	Retief Goosen	72-68-68-70	278	75,250.00	T63	Arjun Atwal	68-73-71-76	288	42,250.00
T23	Ryan Moore	66-66-74-72	278	75,250.00	T63	Bill Haas	72-72-70-74	288	42,250.00
T23	Bo Van Pelt	68-70-71-69	278	75,250.00	65	Graeme McDowell	71-72-75-71	289	1,500.00
T23	Nick Watney	65-70-70-73	278	75,250.00	T66	Harrison Frazer	72-72-77-70	291	40,750.00
T29	Anders Hansen	72-70-67-70	279	68,500.00	T66	Jhonattan Vegas	73-70-74-74	291	40,750.00
T29	Martin Kaymer	69-70-73-67	279	68,500.00	T68	Thomas Bjorn	66-72-75-79	292	39,250.00
T29	Hennie Otto	69-66-75-69	279	68,500.00	T68	Darren Clarke	77-74-69-72	292	39,250.00
T29	Scott Stallings	69-68-72-70	279	68,500.00	T68	Jeff Overton	72-73-73-74	292	39,250.00
T33	Simon Dyson	77-66-69-68	280	64,500.00	T68	Ian Poulter	71-69-80-72	292	39,250.00
T33	Edoardo Molinari	72-66-70-72	280	64,500.00	72	Miguel A. Jimenez	73-73-74-73	293	38,000.00
T33	Justin Rose	71-70-72-67	280	64,500.00	73	Jae-bum Park	73-72-77-72	294	37,500.00
T33	Brandt Snedeker	66-68-74-72	280	64,500.00	74	Pablo Larrazabal	66-76-74-79	295	37,000.00
T37	Ernie Els	71-71-71-68	281	58,500.00	75	Yuta Ikeda	74-72-77-74	297	36,500.00
T37	Richard Green	69-68-74-70	281	58,500.00	76	Stuart Appleby	73-76-78-72	299	36,000.00

# 2010 Bridgestone Invitational

**Firestone Country Club (South Course); Akron, OH**  
**August 5-8, 2010**

**Purse: \$8,500,000**

**Par/Yards: 35-35—70/7,400**

LEADERS	First Round	Second Round	Third Round
Bubba Watson.....	64 (-6)	Retief Goosen.....	133 (-7)
Kenny Perry.....	66 (-4)	Justin Leonard.....	134 (-6)
Phil Mickelson.....	66 (-4)	Phil Mickelson.....	134 (-6)
Adam Scott.....	66 (-4)	Peter Hanson.....	135 (-5)
Graeme McDowell.....	66 (-4)	Bo Van Pelt.....	135 (-5)
<b>Hunter Mahan.....</b>	<b>71 (T37)</b>	Bubba Watson.....	135 (-5)
		<b>Hunter Mahan.....</b>	<b>138 (T17)</b>
			<b>Hunter Mahan.....</b>
			<b>201 (-9)</b>
			<b>201 (-9)</b>
			<b>202 (-8)</b>
			<b>203 (-7)</b>
			<b>203 (-7)</b>
			<b>203 (-7)</b>
			<b>204 T7</b>

**CUT:** No cut. 80 of the 81 players completed 72 holes.



**WEATHER:** Thursday: Early morning showers and thunderstorms with mostly cloudy skies becoming partly cloudy by late morning. A few showers developed late in the evening. Winds: W 10-15 gusting to 20 mph with highs in the mid 80s. Friday: Mostly cloudy with scattered light showers through early afternoon. Partly cloudy the rest of the day. Winds: NW 5-10 mph with temperatures in the high 70s Saturday: Mostly sunny and pleasant. Winds: Variable 4-8 mph. High of 80. Sunday: Partly cloudy and warmer temperatures reaching into the mid-80s.

**Winner: Hunter Mahan 71-67-66-64 268 \$1,400,000.00**

Hunter Mahan.....	1	71-67-66-64	268	\$1,400,000.00	Alvaro Quiros.....	T39	73-66-74-68	281	\$58,000.00
Ryan Palmer.....	2	70-68-63-69	270	840,000.00	Heath Slocum.....	T39	75-68-67-71	281	58,000.00
Retief Goosen.....	T3	67-66-73-65	271	412,500.00	Scott Verplank.....	T39	75-68-68-70	281	58,000.00
Bo Van Pelt.....	T3	67-68-69-67	271	412,500.00	J.B. Holmes.....	T44	74-72-69-67	282	54,500.00
Sean O'Hair.....	5	67-70-64-71	272	295,000.00	Troy Matteson.....	T44	72-70-69-71	282	54,500.00
Jim Furyk.....	T6	72-68-69-64	273	227,500.00	Chad Campbell.....	T46	67-73-73-70	283	50,214.29
Jeff Overton.....	T6	67-70-67-69	273	227,500.00	K.J. Choi.....	T46	70-73-72-68	283	50,214.29
Peter Hanson.....	8	69-66-68-71	274	180,000.00	Boo Weekley.....	T46	73-72-68-70	283	50,214.29
Padraig Harrington.....	T9	69-70-70-66	275	125,833.34	Y.E. Yang.....	T46	74-68-71-70	283	50,214.29
Louis Oosthuizen.....	T9	72-70-68-65	275	125,833.34	Luke Donald.....	T46	70-69-73-71	283	50,214.28
Matt Kuchar.....	T9	69-67-66-73	275	125,833.33	Ross Fisher.....	T46	70-68-74-71	283	50,214.28
Rory McIlroy.....	T9	68-69-69-69	275	125,833.33	Phil Mickelson.....	T46	66-68-71-78	283	50,214.28
Adam Scott.....	T9	66-70-72-67	275	125,833.33	Ryo Ishikawa.....	T53	71-73-72-68	284	47,250.00
Steve Stricker.....	T9	68-71-69-67	275	125,833.33	Alexander Noren.....	T53	69-69-70-76	284	47,250.00
Dustin Johnson.....	15	72-65-68-71	276	96,000.00	Ross McGowan.....	T55	71-69-70-75	285	46,000.00
Martin Laird.....	T16	70-71-68-68	277	90,000.00	Edoardo Molinari.....	T55	71-71-70-73	285	46,000.00
Ryan Moore.....	T16	70-68-70-69	277	90,000.00	Mike Weir.....	T55	72-69-72-72	285	46,000.00
Nick Watney.....	T16	68-68-69-72	277	90,000.00	Tim Clark.....	T58	70-72-75-69	286	44,000.00
Justin Rose.....	T19	71-70-70-67	278	81,333.34	Ben Crane.....	T58	71-70-72-73	286	44,000.00
Stewart Cink.....	T19	72-69-70-67	278	81,333.33	Marcus Fraser.....	T58	72-72-68-74	286	44,000.00
Kenny Perry.....	T19	66-73-68-71	278	81,333.33	Charl Schwartzel.....	T58	73-68-68-77	286	44,000.00
Paul Casey.....	T22	68-68-73-70	279	72,000.00	Vijay Singh.....	T58	71-73-70-72	286	44,000.00
Jason Day.....	T22	69-70-69-71	279	72,000.00	Stuart Appleby.....	T63	74-72-70-71	287	42,250.00
Ernie Els.....	T22	69-70-64-76	279	72,000.00	James Kingston.....	T63	75-65-71-76	287	42,250.00
Sergio Garcia.....	T22	70-70-69-70	279	72,000.00	Jason Bohn.....	T65	71-68-73-77	289	40,750.00
Lucas Glover.....	T22	70-66-70-73	279	72,000.00	Robert Karlsson.....	T65	71-74-73-71	289	40,750.00
Miguel A. Jimenez.....	T22	69-67-70-73	279	72,000.00	Hennie Otto.....	T65	73-72-72-72	289	40,750.00
Martin Kaymer.....	T22	72-67-69-71	279	72,000.00	Ian Poulter.....	T65	72-70-77-70	289	40,750.00
Justin Leonard.....	T22	68-66-69-76	279	72,000.00	Gregory Bourdy.....	T69	68-72-74-76	290	39,250.00
Graeme McDowell.....	T22	66-73-68-72	279	72,000.00	Yuta Ikeda.....	T69	72-76-69-73	290	39,250.00
Geoff Ogilvy.....	T22	71-67-68-73	279	72,000.00	Rhys Davies.....	T71	75-69-72-75	291	37,750.00
Bubba Watson.....	T22	64-71-70-74	279	72,000.00	Simon Dyson.....	T71	72-73-73-73	291	37,750.00
Angel Cabrera.....	T33	71-68-67-74	280	63,500.00	David Horsey.....	T71	73-71-75-72	291	37,750.00
Rickie Fowler.....	T33	68-73-69-70	280	63,500.00	Camilo Villegas.....	T71	75-73-71-72	291	37,750.00
Bill Haas.....	T33	73-66-71-70	280	63,500.00	Soren Hansen.....	75	71-75-72-77	295	36,750.00
Zach Johnson.....	T33	70-70-71-69	280	63,500.00	Simon Khan.....	T76	73-71-74-78	296	36,375.00
Katsumasa Miyamoto.....	T33	71-72-62-75	280	63,500.00	Anthony Kim.....	T76	75-76-69-76	296	36,375.00
Oliver Wilson.....	T33	71-67-67-75	280	63,500.00	Michael Jonzon.....	T78	76-74-76-72	298	35,875.00
Ben Curtis.....	T39	69-70-71-71	281	58,000.00	Tiger Woods.....	T78	74-72-75-77	298	35,875.00
Francesco Molinari.....	T39	70-72-71-68	281	58,000.00	Henrik Stenson.....	80	79-75-71-75	300	35,500.00

# 2009 Bridgestone Invitational

**Firestone Country Club (South Course); Akron, OH**  
**August 6-9, 2009**

**Purse: \$8,500,000**

**Par/Yards: 35-35—70/7,400**

LEADERS	First Round	Second Round	Third Round
	Padraig Harrington..... 64 (-6)	Padraig Harrington..... 133 (-7)	Padraig Harrington..... 200 (-10)
	Prayad Marksang..... 66 (-4)	Tim Clark..... 134 (-6)	<b>Tiger Woods..... 203 (-7)</b>
	Tim Clark..... 66 (-4)	Scott Verplank..... 135 (-5)	Jerry Kelly..... 205 (-5)
	Scott Verplank..... 66 (-4)	Prayad Marksang..... 136 (-4)	Ten Players..... 206 (-4)
	Steve Stricker..... 67 (-3)	Steve Stricker..... 136 (-4)	
	Ian Poulter..... 67 (-3)	Jerry Kelly..... 136 (-4)	
	Zach Johnson..... 67 (-3)	<b>Tiger Woods..... 138 (T13)</b>	
	<b>Tiger Woods..... 68 (T8)</b>		



**CUT:** No-cut event in a field of 79 players

**WEATHER:** Thursday: Mostly sunny. High of 78. Winds NW 10-15 mph. Friday: Mostly cloudy. High of 79. Winds W-NW 8-12 mph. Saturday: Mostly cloudy with periodic rain showers. High of 80. Winds S-SW 8-12 mph. Sunday: Partly cloudy and warmer. Highs in the low 90s. Winds W-SW 10-20 mph.

**Winner: Tiger Woods 68-70-65-65 268 \$1,400,000.00**

Tiger Woods..... 1	68-70-65-65	268	\$1,400,000.00	Camilo Villegas..... T36	70-70-72-70	282	\$60,000.00
Robert Allenby..... T2	68-69-69-66	272	665,000.00	Nick Watney..... T36	74-68-69-71	282	60,000.00
Padraig Harrington..... T2	64-69-67-72	272	665,000.00	Ross Fisher..... 43	70-71-70-72	283	56,000.00
Angel Cabrera..... T4	70-68-68-67	273	332,000.00	Justin Leonard..... 44	70-71-70-73	284	55,000.00
Hunter Mahan..... T4	68-69-70-66	273	332,000.00	K.J. Choi..... T45	74-72-73-66	285	51,500.00
Steve Stricker..... T6	67-69-71-67	274	214,333.34	Luke Donald..... T45	70-72-69-74	285	51,500.00
Stewart Cink..... T6	69-69-68-68	274	214,333.33	Anders Hansen..... T45	73-71-70-71	285	51,500.00
Miguel A. Jimenez..... T6	68-72-66-68	274	214,333.33	Graeme McDowell..... T45	73-71-71-70	285	51,500.00
Lee Westwood..... 9	69-71-70-65	275	160,000.00	Nick O'Hern..... T45	72-67-71-75	285	51,500.00
Mike Weir..... 10	71-66-69-70	276	145,000.00	Rory Sabbatini..... T45	71-71-68-75	285	51,500.00
Chad Campbell..... T11	71-68-69-69	277	112,500.00	Stuart Appleby..... T51	74-68-69-75	286	46,500.00
Jerry Kelly..... T11	71-65-69-72	277	112,500.00	Christian Cevaer..... T51	75-70-71-70	286	46,500.00
Kenny Perry..... T11	69-71-66-71	277	112,500.00	Nick Dougherty..... T51	69-71-71-75	286	46,500.00
Oliver Wilson..... T11	69-69-68-71	277	112,500.00	Jim Furyk..... T51	73-71-73-69	286	46,500.00
Woody Austin..... T15	69-68-69-72	278	91,125.00	Danny Lee..... T51	68-73-75-70	286	46,500.00
Zach Johnson..... T15	67-70-69-72	278	91,125.00	Adam Scott..... T51	78-67-71-70	286	46,500.00
Ian Poulter..... T15	67-74-67-70	278	91,125.00	Scott Verplank..... T51	66-69-75-76	286	46,500.00
Alvaro Quiros..... T15	72-65-72-69	278	91,125.00	Phil Mickelson..... T58	70-69-75-73	287	44,250.00
Lucas Glover..... T19	69-69-68-73	279	83,000.00	Boo Weekley..... T58	69-69-76-73	287	44,250.00
Davis Love III..... T19	72-66-73-68	279	83,000.00	Soren Hansen..... T60	69-71-70-78	288	42,750.00
Y.E. Yang..... T19	72-72-69-66	279	83,000.00	Trevor Immelman..... T60	70-70-74-74	288	42,750.00
Mathew Goggin..... T22	73-71-68-68	280	74,428.58	Thongchai Jaidee..... T60	71-74-70-73	288	42,750.00
Darren Clarke..... T22	71-70-70-69	280	74,428.57	Martin Kaymer..... T60	72-74-72-70	288	42,750.00
Sergio Garcia..... T22	68-72-70-70	280	74,428.57	Cameron Beckman..... T64	71-71-72-75	289	40,750.00
Dustin Johnson..... T22	70-71-70-69	280	74,428.57	Ben Curtis..... T64	77-69-72-71	289	40,750.00
Geoff Ogilvy..... T22	69-71-67-73	280	74,428.57	Nathan Green..... T64	74-71-74-70	289	40,750.00
Pat Perez..... T22	70-72-66-72	280	74,428.57	Jeev M. Singh..... T64	70-71-72-76	289	40,750.00
David Toms..... T22	69-69-69-73	280	74,428.57	Soren Kjeldsen..... T68	72-70-75-73	290	39,250.00
Tim Clark..... T29	66-68-73-74	281	67,000.00	Rory McIlroy..... T68	75-70-71-74	290	39,250.00
Ernie Els..... T29	71-72-70-68	281	67,000.00	Gonzalo Fdez-Castano..... T70	70-71-73-77	291	38,250.00
Retief Goosen..... T29	71-67-71-72	281	67,000.00	Sean O'Hair..... T70	69-72-76-74	291	38,250.00
Charles Howell III..... T29	71-72-68-70	281	67,000.00	Shingo Katayama..... 72	74-72-73-73	292	37,500.00
Justin Rose..... T29	75-68-69-69	281	67,000.00	Richard Sterne..... 73	72-73-71-77	293	37,000.00
Vijay Singh..... T29	70-73-67-71	281	67,000.00	Gregory Havret..... T74	73-77-70-75	295	36,625.00
Henrik Stenson..... T29	69-72-70-70	281	67,000.00	Marc Turnesa..... T74	76-75-71-73	295	36,625.00
J.B. Holmes..... T36	70-72-65-75	282	60,000.00	Chih-Bing Lam..... 76	74-75-75-75	299	36,250.00
Anthony Kang..... T36	71-76-66-69	282	60,000.00	Shane Lowry..... 77	78-78-72-72	300	36,000.00
Anthony Kim..... T36	72-68-71-71	282	60,000.00	Yuji Igarashi..... 78	74-83-73-72	302	35,750.00
Prayad Marksang..... T36	66-70-72-74	282	60,000.00	Brian Gay..... 79	75-74-76-79	304	35,500.00
Carl Pettersson..... T36	70-70-68-74	282	60,000.00				



# 2008 Bridgestone Invitational

Firestone Country Club, South Course

Purse: \$8,000,000

Par/Yards: 35-35—70/7,400

July 31-August 3, 2008

First Round		Second Round		Third Round	
Retief Goosen.....	66 (-4)	<b>Vijay Singh.....</b>	<b>133 (-7)</b>	Lee Westwood.....	202 (-8)
Tim Clark.....	67 (-3)	Phil Mickelson.....	134 (-6)	<b>Vijay Singh.....</b>	<b>202 (-8)</b>
Zach Johnson.....	67 (-3)	Sean O'Hair.....	135 (-5)	Phil Mickelson.....	202 (-8)
Daniel Chopra.....	67 (-3)	Peter Lonard.....	135 (-5)	Stuart Appleby.....	201 (-7)
<b>Vijay Singh.....</b>	<b>67 (-3)</b>	Zach Johnson.....	135 (-5)	Retief Goosen.....	199 (-5)
		Lee Westwood.....	135 (-5)		



**CUT:** There was no cut. All 80 professionals completed 72 holes.

**WEATHER:** Thursday: Mainly sunny with temperatures reaching the high 80s. NW winds from 6-12 mph. Friday: Partly sunny with highs in the upper 80s. W winds 5-10 mph. Saturday: Sunny and warm with N-NW winds 6-12 mph. Sunday: Mostly sunny with highs in the 80s.

**Winner: Vijay Singh 67-66-69-68 270 \$1,350,000.00**

Vijay Singh.....	1	67-66-69-68	270	\$1,350,000.00	Brendan Jones.....	T36	69-73-69-70	281	\$52,000.00
Stuart Appleby.....	T2	70-66-67-68	271	635,000.00	Anthony Kim.....	T36	71-72-70-68	281	52,000.00
Lee Westwood.....	T2	70-65-67-69	271	635,000.00	Aaron Baddeley.....	T43	79-69-66-68	282	46,600.00
Retief Goosen.....	T4	66-71-68-67	272	310,000.00	Stewart Cink.....	T43	68-68-74-72	282	46,600.00
Phil Mickelson.....	T4	68-66-68-70	272	310,000.00	Richard Green.....	T43	72-73-70-67	282	46,600.00
Darren Clarke.....	T6	70-71-65-67	273	220,000.00	Brandt Snedeker.....	T43	68-76-69-69	282	46,600.00
Peter Lonard.....	T6	69-66-72-66	273	220,000.00	Steve Stricker.....	T43	68-69-75-70	282	46,600.00
Paul Casey.....	T8	70-71-68-65	274	162,500.00	Stephen Ames.....	T48	69-71-71-72	283	44,250.00
D.J. Trahan.....	T8	69-67-70-68	274	162,500.00	Steve Flesch.....	T48	70-70-73-70	283	44,250.00
Miguel A. Jimenez.....	T10	70-66-70-69	275	133,000.00	Hidemasa Hoshino.....	T48	75-73-65-70	283	44,250.00
Hunter Mahan.....	T10	71-66-70-68	275	133,000.00	David Toms.....	T48	72-72-70-69	283	44,250.00
Chris DiMarco.....	T12	68-70-68-70	276	111,000.00	Woody Austin.....	T52	71-70-72-71	284	42,250.00
Sean O'Hair.....	T12	68-67-73-68	276	111,000.00	Niclas Fasth.....	T52	71-71-72-70	284	42,250.00
Chad Campbell.....	T14	68-71-68-70	277	95,500.00	Rocco Mediate.....	T52	68-73-71-72	284	42,250.00
Daniel Chopra.....	T14	67-74-66-70	277	95,500.00	Chez Reavie.....	T52	68-74-70-72	284	42,250.00
K.J. Choi.....	T16	73-67-70-68	278	82,625.00	Ross Fisher.....	T56	69-73-70-73	285	40,000.00
Zach Johnson.....	T16	67-68-72-71	278	82,625.00	Fredrik Jacobson.....	T56	71-71-70-73	285	40,000.00
Ian Poulter.....	T16	70-68-69-71	278	82,625.00	Graeme McDowell.....	T56	70-71-73-71	285	40,000.00
Henrik Stenson.....	T16	73-70-68-67	278	82,625.00	Rod Pampling.....	T56	69-71-75-70	285	40,000.00
Robert Allenby.....	T20	71-70-70-68	279	71,000.00	Adam Scott.....	T56	69-76-72-68	285	40,000.00
Tim Clark.....	T20	67-71-71-70	279	71,000.00	Nick Dougherty.....	T61	72-76-69-69	286	38,250.00
Padraig Harrington.....	T20	69-75-68-67	279	71,000.00	Steve Webster.....	T61	68-72-72-74	286	38,250.00
Robert Karlsson.....	T20	71-67-71-70	279	71,000.00	Lucas Glover.....	T63	70-75-72-70	287	37,000.00
Justin Leonard.....	T20	68-70-70-71	279	71,000.00	Andres Romero.....	T63	73-71-73-70	287	37,000.00
Steve Lowery.....	T20	75-67-70-67	279	71,000.00	Scott Strange.....	T63	68-74-73-72	287	37,000.00
Scott Verplank.....	T20	71-70-70-68	279	71,000.00	Kenny Perry.....	T66	74-69-73-72	288	35,750.00
Ernie Els.....	T27	69-74-69-68	280	60,000.00	Boo Weekley.....	T66	72-73-71-72	288	35,750.00
Jim Furyk.....	T27	68-69-71-72	280	60,000.00	Martin Kaymer.....	T68	72-79-68-70	289	34,500.00
Charles Howell III.....	T27	68-70-70-72	280	60,000.00	Prayad Marksaeng.....	T68	70-73-73-73	289	34,500.00
Paul McGinley.....	T27	70-67-72-71	280	60,000.00	Geoff Ogilvy.....	T68	71-67-79-72	289	34,500.00
Nick O'Hern.....	T27	70-68-71-71	280	60,000.00	Brett Rumford.....	T71	75-70-76-69	290	33,250.00
Justin Rose.....	T27	71-70-68-71	280	60,000.00	Johnson Wagner.....	T71	70-74-75-71	290	33,250.00
Rory Sabbatini.....	T27	69-67-70-74	280	60,000.00	Soren Hansen.....	T73	75-73-70-74	292	32,500.00
Vaughn Taylor.....	T27	72-67-69-72	280	60,000.00	J.J. Henry.....	T73	69-73-73-77	292	32,500.00
Oliver Wilson.....	T27	71-69-72-68	280	60,000.00	David Howell.....	T73	70-75-70-77	292	32,500.00
Angel Cabrera.....	T36	72-73-68-68	281	52,000.00	Pablo Larrazabal.....	76	72-75-71-76	294	32,000.00
Richard Finch.....	T36	69-75-70-67	281	52,000.00	Colin Montgomerie.....	77	72-71-76-76	295	31,750.00
Sergio Garcia.....	T36	69-72-68-72	281	52,000.00	James Kingston.....	78	73-72-71-80	296	31,500.00
J.B. Holmes.....	T36	69-68-72-72	281	52,000.00	Craig Parry.....	79	70-75-75-77	297	31,250.00
Trevor Immelman.....	T36	75-64-68-74	281	52,000.00	Mark Brown.....	80	80-75-76-70	301	31,000.00

# 2007 Bridgestone Invitational

Firestone Country Club, South Course

Purse: \$8,000,000

Par/Yards: 35-35—70/7,400

August 2-5, 2007

LEADERS	First Round	Second Round	Third Round
Hunter Mahan	67 (-3)	Rory Sabbatini	206 (-4)
Rory Sabbatini	67 (-3)	Zach Johnson	136 (-4)
Paul Casey	67 (-3)	Kenny Perry	138 (-2)
Stuart Appleby	68 (-2)	Scott Verplank	138 (-2)
Mark Calcavecchia	68 (-2)	<b>Tiger Woods</b>	<b>138 (-2)</b>
Arron Oberholser	68 (-2)		
Boo Weekley	68 (-2)		
Lee Westwood	68 (-2)		
<b>Tiger Woods</b>	<b>68 (-2)</b>		

**CUT:** There was no cut. 82 of the 85 professionals completed 72 holes.

**NOTEWORTHY:** Tiger Woods won the Bridgestone Invitational for the sixth time at Firestone Country Club. On five occasions, a player has won the same tournament six-plus times, but only three players have collected six victories on the same course.



**WEATHER:** Thursday: Sunny and warm throughout the day with a high of 93, with SW winds 5-10 mph. Friday: Sunny and warm with a high of 89 and SW winds 5-10 mph. Saturday: Partly cloudy with N-NW winds 5-10 mph and a high of 85. Sunday: Partly cloudy with showers throughout the day, SW winds 10-15 mph and a high of 80.

**Winner: Tiger Woods 68-70-69-65 272 \$1,350,000.00**

Tiger Woods	1	68-70-69-65	272	\$1,350,000.00	Colin Montgomerie	T41	71-72-73-75	291	\$48,000.00
Justin Rose	T2	69-72-71-68	280	635,000.00	Henrik Stenson	T41	72-74-72-73	291	48,000.00
Rory Sabbatini	T2	67-67-72-74	280	635,000.00	Steve Stricker	T41	70-73-76-72	291	48,000.00
Chris DiMarco	T4	69-70-72-70	281	310,000.00	John Senden	45	71-69-78-74	292	46,000.00
Peter Lonard	T4	70-70-73-68	281	310,000.00	Michael Campbell	T46	71-74-72-76	293	44,500.00
Tim Clark	T6	71-70-72-69	282	202,000.00	Thongchai Jaidee	T46	73-76-73-71	293	44,500.00
Davis Love III	T6	74-65-74-69	282	202,000.00	Shingo Katayama	T46	71-73-75-74	293	44,500.00
Andres Romero	T6	71-71-69-71	282	202,000.00	Jerry Kelly	T46	73-71-74-75	293	44,500.00
Justin Leonard	T9	73-67-71-72	283	147,500.00	Phil Mickelson	T46	74-72-74-73	293	44,500.00
Scott Verplank	T9	70-68-73-72	283	147,500.00	Paul Casey	T51	67-73-76-78	294	42,000.00
Zach Johnson	T11	71-65-76-72	284	115,333.34	Troy Matteson	T51	71-74-73-76	294	42,000.00
K.J. Choi	T11	71-73-69-71	284	115,333.33	Geoff Ogilvy	T51	73-71-72-78	294	42,000.00
Kenny Perry	T11	69-69-71-75	284	115,333.33	Jeev M. Singh	T51	72-74-72-76	294	42,000.00
Mark Calcavecchia	T14	68-72-76-69	285	86,583.34	Richard Sterne	T51	77-72-74-71	294	42,000.00
Rod Pampling	T14	71-73-74-67	285	86,583.34	Woody Austin	T56	74-77-68-76	295	39,500.00
Stuart Appleby	T14	68-74-69-74	285	86,583.33	Stewart Cink	T56	79-67-76-73	295	39,500.00
Joe Durant	T14	74-67-71-73	285	86,583.33	Nick O'Hern	T56	72-72-75-76	295	39,500.00
Padraig Harrington	T14	72-69-72-72	285	86,583.33	Vijay Singh	T56	74-72-75-74	295	39,500.00
Arron Oberholser	T14	68-74-72-71	285	86,583.33	Yong-Eun Yang	T56	73-74-70-78	295	39,500.00
Aaron Baddeley	T20	70-74-67-75	286	75,500.00	Retief Goosen	T61	74-73-72-77	296	36,750.00
Sergio Garcia	T20	71-77-71-67	286	75,500.00	David Howell	T61	74-77-75-70	296	36,750.00
Stephen Ames	T22	71-73-71-72	287	66,250.00	Vaughn Taylor	T61	72-77-71-76	296	36,750.00
Luke Donald	T22	75-75-67-70	287	66,250.00	David Toms	T61	76-74-71-75	296	36,750.00
Ernie Els	T22	70-77-72-68	287	66,250.00	Nick Watney	T61	72-72-76-76	296	36,750.00
Niclas Fasth	T22	75-73-70-69	287	66,250.00	Liang Wen-chong	T61	75-74-72-75	296	36,750.00
Anders Hansen	T22	71-72-71-73	287	66,250.00	Darren Clarke	T67	70-76-76-75	297	34,750.00
Charley Hoffman	T22	71-73-74-69	287	66,250.00	Mark Hensby	T67	73-71-79-74	297	34,750.00
Hunter Mahan	T22	67-73-71-76	287	66,250.00	Angel Cabrera	T69	73-76-74-75	298	33,500.00
Lee Westwood	T22	68-71-79-69	287	66,250.00	Fred Funk	T69	75-74-74-75	298	33,500.00
Richard Green	T30	73-73-68-74	288	58,000.00	Gregory Havret	T69	73-73-76-76	298	33,500.00
Carl Pettersson	T30	70-79-68-71	288	58,000.00	Robert Karlsson	T69	76-72-72-78	298	33,500.00
Ian Poulter	T30	71-73-74-70	288	58,000.00	Graeme Storm	T69	75-72-76-75	298	33,500.00
John Rollins	T30	73-75-68-72	288	58,000.00	Brian Bateman	T74	77-75-72-75	299	32,625.00
Boo Weekley	T30	68-78-70-72	288	58,000.00	Paul Goydos	T74	69-76-73-81	299	32,625.00
Brett Wetterich	T30	74-75-70-69	288	58,000.00	Jose Manuel Lara	76	71-77-77-75	300	32,250.00
Trevor Immelman	T36	73-76-69-71	289	53,500.00	Chad Campbell	T77	73-73-77-79	302	31,750.00
Adam Scott	T36	75-76-70-68	289	53,500.00	Anton Haig	T77	77-75-71-79	302	31,750.00
Mark Wilson	T36	76-75-68-70	289	53,500.00	Raphael Jacquelin	T77	71-77-73-81	302	31,750.00
Charles Howell III	T39	72-76-70-72	290	51,000.00	Ben Curtis	80	74-79-77-73	303	31,250.00
Paul McGinley	T39	72-74-73-71	290	51,000.00	Robert Allenby	81	76-74-82-80	312	31,000.00
J.J. Henry	T41	73-69-74-75	291	48,000.00	Jose Maria Olazabal	82	77-80-78-79	314	30,750.00

# 2006 Bridgestone Invitational

Firestone Country Club, South Course

Purse: \$7,500,000

Par/Yards: 35-35—70/7,360

August 24-27, 2006

LEADERS		First Round	Second Round	Third Round
	Adam Scott	63 (-7)	<b>Tiger Woods</b> ..... 131 (-9)	Stewart Cink ..... 201 (-9)
	Jason Gore	65 (-5)	Davis Love III ..... 132 (-8)	Paul Casey ..... 202 (-8)
	Lucas Glover	66 (-4)	Jim Furyk ..... 134 (-6)	Davis Love III ..... 202 (-8)
	Michael Campbell	67 (-3)	Adam Scott ..... 134 (-6)	<b>Tiger Woods</b> ..... 202 (-8)
	Luke Donald	67 (-3)	Ernie Els ..... 135 (-5)	Jim Furyk..... 203 (-7)
	David Howell	67 (-3)	Lucas Glover ..... 135 (-5)	
	Davis Love III	67 (-3)	Kevin Stadler ..... 135 (-5)	
	David Toms	67 (-3)		
	<b>Tiger Woods</b>	<b>67 (-3)</b>		

**CUT:** There was no cut. 76 of the 78 professionals completed 72 holes.



**WEATHER:** Thursday: Rain in the morning with mostly cloudy skies. Sunny and warm in the afternoon with a high of 76. Friday: Partly cloudy with a high of 85. Winds S 5-10 mph. Saturday: Partly cloudy. High of 85 with winds SW 5-10 mph. Sunday: Due to a threatening weather situation, tee times were scheduled for 7:30-9:30 a.m. off Nos. 1 and 10. After heavy overnight rains, play was delayed 90 minutes. On and off showers most of the day with cloudy skies. High temperature was 77 with SW winds 8-12 mph.

**Winner: Tiger Woods 67-64-71-68 270 \$1,300,000.00**

Tiger Woods	67-64-71-68	270	\$1,300,000.00	Rory Sabbatini	T36	75-71-68-70	284	\$50,500.00	
Stewart Cink	70-67-64-69	270	750,000.00	Charl Schwartzel	T36	72-69-70-73	284	50,500.00	
Jim Furyk	69-65-69-68	271	450,000.00	Brett Wetterich	T36	72-73-71-68	284	50,500.00	
Angel Cabrera	T4	70-68-70-65	273	246,250.00	Fred Funk	T42	72-70-72-71	285	46,166.67
Paul Casey	T4	69-69-64-71	273	246,250.00	Tom Lehman	T42	72-69-73-71	285	46,166.67
Lucas Glover	T4	66-69-69-69	273	246,250.00	Ben Curtis	T42	71-72-72-70	285	46,166.66
Davis Love III	T4	67-65-70-71	273	246,250.00	Rod Pampling	T45	75-71-71-69	286	44,500.00
Luke Donald	T8	67-69-70-68	274	152,500.00	Vijay Singh	T45	70-74-73-69	286	44,500.00
David Toms	T8	67-74-65-68	274	152,500.00	Dean Wilson	T45	75-70-68-73	286	44,500.00
J.J. Henry	T10	70-68-68-69	275	120,000.00	Retief Goosen	T48	71-73-74-69	287	43,250.00
Arron Oberholser	T10	70-71-69-65	275	120,000.00	Corey Pavin	T48	74-73-68-72	287	43,250.00
Adam Scott	T10	63-71-71-70	275	120,000.00	Olin Browne	T50	68-75-70-75	288	41,750.00
Trevor Immelman	T13	69-70-68-70	277	95,000.00	Chad Campbell	T50	68-76-72-72	288	41,750.00
Ian Poulter	T13	71-71-67-68	277	95,000.00	Stephen Dodd	T50	74-73-69-72	288	41,750.00
Kevin Stadler	T13	68-67-70-72	277	95,000.00	J.B. Holmes	T50	71-72-68-77	288	41,750.00
Ben Crane	T16	73-67-70-68	278	85,000.00	Aaron Baddeley	T54	73-74-69-73	289	39,500.00
Michael Campbell	T17	67-71-70-71	279	82,000.00	Mark Hensby	T54	74-76-68-71	289	39,500.00
Stephen Ames	T18	69-70-71-70	280	77,000.00	Miguel A. Jimenez	T54	70-72-77-70	289	39,500.00
Thomas Bjorn	T18	72-67-67-74	280	77,000.00	Thomas Levett	T54	77-69-69-74	289	39,500.00
Robert Gamez	T18	70-67-72-71	280	77,000.00	Phil Mickelson	T54	74-74-68-73	289	39,500.00
Vaughn Taylor	T18	71-67-71-71	280	77,000.00	David Howell	T59	67-79-71-74	291	37,500.00
Robert Allenby	T22	71-71-68-71	281	68,000.00	Jeff Maggert	T59	75-70-75-71	291	37,500.00
K.J. Choi	T22	75-70-67-69	281	68,000.00	Scott Verplank	T59	71-75-70-75	291	37,500.00
Sergio Garcia	T22	69-73-68-71	281	68,000.00	Bart Bryant	T62	72-83-69-68	292	36,000.00
Jose Maria Olazabal	T22	68-70-74-69	281	68,000.00	Johan Edfors	T62	75-76-71-70	292	36,000.00
Mike Weir	T22	69-71-69-72	281	68,000.00	Robert Karlsson	T62	75-70-73-74	292	36,000.00
Chris DiMarco	T27	68-72-71-71	282	60,500.00	Shiv Kapur	T65	72-75-72-74	293	35,000.00
Padraig Harrington	T27	73-71-70-68	282	60,500.00	John Bickerton	T66	74-75-70-75	294	34,250.00
Kenny Perry	T27	73-70-66-73	282	60,500.00	Paul McGinley	T66	77-75-70-72	294	34,250.00
Carl Pettersson	T27	70-72-68-72	282	60,500.00	Mark Calcavecchia	T68	75-72-77-71	295	33,000.00
Ernie Els	T31	68-67-70-78	283	56,000.00	Chris Couch	T68	72-74-72-77	295	33,000.00
Brad Faxon	T31	69-69-75-70	283	56,000.00	Tim Herron	T68	76-74-73-72	295	33,000.00
Justin Leonard	T31	70-69-72-72	283	56,000.00	Stuart Appleby	T71	76-75-76-69	296	31,750.00
Nick O'Hern	T31	72-69-71-71	283	56,000.00	Peter Lonard	T71	74-73-77-72	296	31,750.00
Henrik Stenson	T31	75-73-67-68	283	56,000.00	Wes Short, Jr.	T71	76-71-73-76	296	31,750.00
Jason Gore	T36	65-76-73-70	284	50,500.00	Tim Clark	T74	68-75-80-77	300	31,250.00
Zach Johnson	T36	71-68-72-73	284	50,500.00	Gonzalo Fernandez	T75	74-76-81-70	301	31,000.00
Geoff Ogilvy	T36	69-76-70-69	284	50,500.00	Tatsuhiko Takahashi	T76	81-73-75-75	304	30,750.00



# 2005 NEC Invitational

Firestone Country Club, South Course

Purse: \$7,500,000

Par/Yards: 35-35—70/7,360

August 18-21, 2005

LEADERS		First Round	Second Round	Third Round
	Vijay Singh.....	66 (-4)	Luke Donald.....	136 (-4)
	Henrik Stenson.....	66 (-4)	<b>Tiger Woods.....</b>	<b>136 (-4)</b>
	<b>Tiger Woods.....</b>	<b>66 (-4)</b>	Thomas Bjorn.....	137 (-3)
	Chris DiMarco.....	67 (-3)	Chris DiMarco.....	137 (-3)
	Nick Dougherty.....	67 (-3)	Paul McGinley.....	137 (-3)
	Davis Love III.....	67 (-3)	Vijay Singh.....	137 (-3)
			Henrik Stenson.....	137 (-3)
				Kenny Perry.....
				<b>Tiger Woods.....</b>
				Paul McGinley.....
				Stuart Appleby.....
				Sergio Garcia.....

**CUT:** There was no cut. 74 of the 76 professionals completed 72 holes.



**WEATHER:** Thursday: Mostly cloudy with temperatures in the low 80s. Friday: A mix of sun and clouds with temperatures in the mid-80s. Saturday: Third-round tee times were moved up to 7:20 a.m. Last group teed off at 9:10 a.m. Cloudy with temperatures reaching the low 80s. Lightning and heavy rain in the area caused a three-hour and 16 minute weather delay at 12:44 p.m. Play suspended for the day at 6:05 p.m. Sunday: Third-round played resumed at 7:30 a.m. and ended at 8:15 a.m. Final round began at 9 a.m. with players in twosomes. Sunny with temperatures reaching 80.

**Winner: Tiger Woods 66-70-67-71 274 \$1,300,000.00**

Tiger Woods.....	1	66-70-67-71	274	\$1,300,000.00	Stephen Ames.....	T36	74-71-68-73	286	\$52,000.00
Chris DiMarco.....	2	67-70-70-68	275	750,000.00	Woody Austin.....	T36	73-68-77-68	286	52,000.00
Vijay Singh.....	T3	66-71-72-67	276	353,666.67	Peter Lonard.....	T36	74-71-68-73	286	52,000.00
Paul McGinley.....	T3	71-66-67-72	276	353,666.66	Adam Scott.....	T36	70-76-67-73	286	52,000.00
Ryan Palmer.....	T3	72-68-67-69	276	353,666.66	Mike Weir.....	T36	71-69-70-76	286	52,000.00
Luke Donald.....	T6	69-67-74-67	277	200,000.00	Angel Cabrera.....	T41	75-74-67-71	287	47,000.00
David Howell.....	T6	70-68-70-69	277	200,000.00	Stewart Cink.....	T41	72-72-73-70	287	47,000.00
Kenny Perry.....	T6	70-69-64-74	277	200,000.00	Fred Funk.....	T41	74-71-69-73	287	47,000.00
Zach Johnson.....	T9	70-70-69-69	278	135,000.00	Tom Lehman.....	T41	73-71-75-68	287	47,000.00
Colin Montgomerie.....	T9	70-72-68-68	278	135,000.00	Geoff Ogilvy.....	T41	74-74-70-69	287	47,000.00
Jose Maria Olazabal.....	T9	72-68-66-72	278	135,000.00	Brent Geiberger.....	T46	70-76-69-73	288	43,500.00
David Toms.....	T9	71-67-69-71	278	135,000.00	Thomas Levet.....	T46	72-71-72-73	288	43,500.00
Stuart Appleby.....	T13	68-70-67-74	279	94,400.00	Shigeki Maruyama.....	T46	75-70-71-72	288	43,500.00
Sergio Garcia.....	T13	68-70-67-74	279	94,400.00	Marc Cayeux.....	T49	71-75-71-72	289	42,250.00
Davis Love III.....	T13	67-73-69-70	279	94,400.00	Steve Elkington.....	T49	72-76-75-66	289	42,250.00
Rod Pampling.....	T13	71-70-71-67	279	94,400.00	K.J. Choi.....	T51	71-76-69-74	290	40,250.00
Henrik Stenson.....	T13	66-71-72-70	279	94,400.00	Tim Clark.....	T51	71-75-72-72	290	40,250.00
Thomas Bjorn.....	18	70-67-72-71	280	83,000.00	Nick Dougherty.....	T51	67-81-70-72	290	40,250.00
Paul Casey.....	T19	75-68-67-71	281	77,000.00	Phil Mickelson.....	T51	69-72-75-74	290	40,250.00
Kenneth Ferrie.....	T19	71-70-73-67	281	77,000.00	Sean O'Hair.....	T51	70-74-73-73	290	40,250.00
Jay Haas.....	T19	76-69-67-69	281	77,000.00	Scott Verplank.....	T51	73-73-67-77	290	40,250.00
Trevor Immelman.....	T19	73-71-71-66	281	77,000.00	Miguel A. Jimenez.....	57	76-75-73-67	291	38,500.00
Justin Leonard.....	T19	72-66-71-72	281	77,000.00	Ben Crane.....	T58	74-75-71-73	293	36,500.00
Jim Furyk.....	T24	72-73-68-69	282	69,000.00	Stephen Gallacher.....	T58	74-74-75-70	293	36,500.00
Padraig Harrington.....	T24	75-68-69-70	282	69,000.00	Retief Goosen.....	T58	77-73-73-70	293	36,500.00
Lee Westwood.....	T24	73-72-63-74	282	69,000.00	Mark Hensby.....	T58	70-76-71-76	293	36,500.00
John Daly.....	27	71-69-69-74	283	65,000.00	Thongchai Jaidee.....	T58	73-76-72-72	293	36,500.00
Bart Bryant.....	T28	74-73-67-70	284	60,200.00	Craig Parry.....	T58	79-71-73-70	293	36,500.00
Darren Clarke.....	T28	76-68-72-68	284	60,200.00	Chris Riley.....	T58	69-81-74-69	293	36,500.00
Fred Couples.....	T28	71-74-70-69	284	60,200.00	Kazuhiko Hosokawa.....	65	70-78-71-75	294	34,500.00
Nick O'Hern.....	T28	68-73-72-71	284	60,200.00	Tim Petrovic.....	66	80-73-69-73	295	34,000.00
Rory Sabbatini.....	T28	73-69-67-75	284	60,200.00	Richard Green.....	67	76-78-69-73	296	33,500.00
Chad Campbell.....	T33	72-72-69-72	285	56,000.00	Michael Campbell.....	68	72-74-78-74	298	33,000.00
Niclas Fasth.....	T33	72-72-70-71	285	56,000.00	Stephen Dodd.....	69	74-78-77-73	302	32,500.00
Ian Poulter.....	T33	73-69-69-74	285	56,000.00	Jyoti Randhawa.....	70	79-77-75-73	304	32,000.00

# 2004 NEC Invitational

Firestone Country Club, South Course

Purse: \$7,000,000

Par/Yards: 35-35—70/7,360

August 19-22, 2004

LEADERS	First Round	Second Round	Third Round
	<b>Stewart Cink</b> ..... 63 (-7)	<b>Stewart Cink</b> ..... 131 (-9)	<b>Stewart Cink</b> ..... 199 (-11)
	Zach Johnson ..... 65 (-5)	Rory Sabbatini ..... 134 (-6)	Chris DiMarco ..... 204 (-6)
	Barry Lane ..... 67 (-3)	Tiger Woods ..... 134 (-6)	David Toms ..... 204 (-6)
	Bob Tway ..... 67 (-3)	Rod Pampling ..... 135 (-5)	Tiger Woods ..... 204 (-6)
		David Toms ..... 135 (-5)	Rod Pampling ..... 205 (-5)
			Rory Sabbatini ..... 205 (-5)
			Scott Verplank ..... 205 (-5)

**CUT:** There was no cut. 75 of the 76 professionals completed 72 holes.

**WEATHER:** Due to heavy rainfall on Wednesday, players were allowed preferred lies all four rounds. The start of the first round was delayed from 9:35 a.m. to 2:45 p.m. due to heavy rain and lightning. The players played in threesomes off two tees instead of twosomes off No. 1. Warm and partly sunny, cloudy in late afternoon. Play was suspended at 5:05 p.m. Play resumed at 5:45 p.m. and was suspended due to darkness at 8:05 p.m. Sixteen players completed the first round, and 60 didn't. There was a 7:30 a.m. re-start on Friday. Second round beginning at 10:20 after players were re-paired in threesomes. Mostly cloudy on Friday, temperatures in the 60s. Mid-afternoon, heavy and steady rainfall. Play was suspended at 3:09 p.m. and suspended for the day at 4:34 p.m. 1.5 inches of rain fell on Friday. Saturday, partly cloudy and cooler in the morning. Mostly sunny in the afternoon, high of 71 degrees. Sunny and clear on Sunday, high of 77.



**Winner: Stewart Cink 63-68-68-70 269 \$1,200,000.00**

Stewart Cink .....1	63-68-68-70	269	\$1,200,000.00	Joey Sindelar .....T32	70-70-71-72	283	\$51,000.00
Rory Sabbatini .....T2	68-66-71-68	273	552,500.00	Vijay Singh .....T32	73-73-67-70	283	51,000.00
Tiger Woods .....T2	68-66-70-69	273	552,500.00	Jay Haas .....T41	70-69-71-74	284	45,500.00
Angel Cabrera .....T4	69-70-67-68	274	282,500.00	Mike Weir .....T41	70-67-73-74	284	45,500.00
Davis Love III .....T4	68-68-72-66	274	282,500.00	John Daly .....T43	71-69-74-71	285	43,000.00
Bob Tway .....T6	67-73-67-68	275	178,333.34	Phil Mickelson .....T43	70-75-68-72	285	43,000.00
Chris DiMarco .....T6	68-69-67-71	275	178,333.33	Chris Riley .....T43	72-69-71-73	285	43,000.00
David Toms .....T6	69-66-69-71	275	178,333.33	Paul McGinley .....T46	73-72-69-72	286	40,750.00
Robert Allenby .....T9	71-67-69-69	276	116,000.00	Nick Price .....T46	69-73-72-72	286	40,750.00
Stuart Appleby .....T9	69-70-69-68	276	116,000.00	Tim Clark .....T48	71-70-72-74	287	39,750.00
Alex Cejka .....T9	72-67-71-66	276	116,000.00	Steve Flesch .....T48	75-70-71-71	287	39,750.00
Charles Howell III .....T9	71-67-68-70	276	116,000.00	Tommy Armour III .....T50	76-72-70-70	288	38,000.00
Lee Westwood .....T9	69-69-69-69	276	116,000.00	Ricardo Gonzalez .....T50	73-75-70-70	288	38,000.00
Darren Clarke .....T14	71-70-68-68	277	87,500.00	Justin Leonard .....T50	73-71-72-72	288	38,000.00
Rod Pampling .....T14	68-67-70-72	277	87,500.00	Shaun Micheel .....T50	71-72-73-72	288	38,000.00
Paul Casey .....T16	72-70-68-68	278	79,333.34	Phillip Price .....T50	72-70-74-72	288	38,000.00
Luke Donald .....T16	71-70-65-72	278	79,333.33	Barry Lane .....T55	67-77-73-72	289	36,000.00
Sergio Garcia .....T16	68-70-70-70	278	79,333.33	J.L. Lewis .....T55	73-71-73-72	289	36,000.00
Jerry Kelly .....T19	69-73-64-73	279	74,000.00	Adam Scott .....T55	71-67-75-76	289	36,000.00
Scott Verplank .....T19	69-69-67-74	279	74,000.00	K.J. Choi .....T58	71-73-69-77	290	34,500.00
Todd Hamilton .....21	69-67-71-73	280	71,000.00	Carlos Franco .....T58	69-73-75-73	290	34,500.00
Stephen Ames .....T22	69-70-69-73	281	65,000.00	Colin Montgomerie .....T58	69-71-75-75	290	34,500.00
Jim Furyk .....T22	68-72-71-70	281	65,000.00	Scott Drummond .....T61	69-75-73-75	292	32,750.00
Zach Johnson .....T22	65-73-73-70	281	65,000.00	Niclas Fasth .....T61	75-68-70-79	292	32,750.00
Stephen Leaney .....T22	73-67-68-73	281	65,000.00	Fred Funk .....T61	69-75-71-77	292	32,750.00
Jesper Parnevik .....T22	69-72-70-70	281	65,000.00	Bernhard Langer .....T61	74-69-75-74	292	32,750.00
S.K. Ho .....T27	70-67-73-72	282	58,000.00	Ernie Els .....T65	72-77-72-72	293	30,750.00
Miguel A. Jimenez .....T27	71-70-72-69	282	58,000.00	Mark Hensby .....T65	71-70-78-74	293	30,750.00
Shigeki Maruyama .....T27	69-68-72-73	282	58,000.00	Jonathan Kaye .....T65	71-75-72-75	293	30,750.00
Kenny Perry .....T27	72-75-69-66	282	58,000.00	Craig Parry .....T65	79-69-71-74	293	30,750.00
Brett Rumford .....T27	71-73-69-69	282	58,000.00	Chad Campbell .....T69	74-74-71-75	294	29,250.00
Fred Couples .....T32	72-68-69-74	283	51,000.00	Kirk Triplett .....T69	73-67-79-75	294	29,250.00
Brad Faxon .....T32	72-72-69-70	283	51,000.00	Andrew McLardy .....71	73-83-69-70	295	28,500.00
Trevor Immelman .....T32	73-69-72-69	283	51,000.00	Mark O'Meara .....T72	71-72-77-76	296	27,750.00
Fredrik Jacobson .....T32	69-72-68-74	283	51,000.00	Peter Senior .....T72	69-77-74-76	296	27,750.00
Thongchai Jaidee .....T32	71-71-76-65	283	51,000.00	Pdraig Harrington .....74	77-74-70-76	297	27,000.00
Thomas Levet .....T32	68-73-70-72	283	51,000.00	Pierre Fulke .....75	73-77-78-76	304	26,500.00
Peter Lonard .....T32	71-69-76-67	283	51,000.00				

# 2003 NEC Invitational

Firestone Country Club, South Course

Purse: \$6,000,000

Par/Yards: 35-35—70/7,230

August 21-24, 2003

LEADERS	First Round	Second Round	Third Round
	Ben Curtis ..... 64 (-6)	Chris Riley ..... 133 (-7)	<b>Darren Clarke ..... 201 (-9)</b>
	Sergio Garcia ..... 64 (-6)	David Toms ..... 133 (-7)	Jonathan Kaye ..... 202 (-8)
	<b>Darren Clarke ..... 65 (-5)</b>	Fred Funk ..... 134 (-6)	Chris Riley ..... 203 (-7)
	Tiger Woods ..... 65 (-5)	Vijay Singh ..... 134 (-6)	Davis Love III ..... 204 (-6)
	Davis Love III ..... 66 (-4)	<b>Darren Clarke ..... 135 (-5)</b>	Tiger Woods ..... 204 (-6)
	Chris Riley ..... 66 (-4)	Brad Faxon ..... 135 (-5)	
	David Toms ..... 66 (-4)		
	Scott Verplank ..... 66 (-4)		



**CUT:** There was no cut. All 85 professionals completed 72 holes.

**WEATHER:** On Thursday, hazy and muggy with a high of 90 degrees. Mostly sunny in the afternoon. SW winds 10-20 mph. Party cloudy and breezy with cooler temperatures reaching 80 degrees. NW winds 12-18 mph. Sunny and pleasant with a high of 78 degrees. Lower humidity and NE winds 10-15. Mix of sun and clouds on Sunday, with temperatures reaching 78 degrees. SE winds 5-10 mph.

**Winner: Darren Clarke 65-70-66-67 268 \$1,050,000.00**

Jonathan Kaye.....2	68-69-65-70	272	\$550,000.00	Robert-Jan Derksen.....T42	73-70-70-72	285	\$33,750.00
Davis Love III.....3	66-70-68-69	273	360,000.00	Nick Price.....T42	73-67-71-74	285	33,750.00
Chris Riley.....T4	66-67-70-71	274	235,000.00	Steve Allan.....T46	74-68-76-68	286	31,500.00
Tiger Woods.....T4	65-72-67-70	274	235,000.00	Stuart Appleby.....T46	70-75-68-73	286	31,500.00
Vijay Singh.....T6	69-65-72-69	275	163,333.34	Bob Estes.....T46	68-74-70-74	286	31,500.00
Robert Allenby.....T6	69-69-68-69	275	163,333.33	Scott Verplank.....T46	66-73-70-77	286	31,500.00
Jim Furyk.....T6	69-69-68-69	275	163,333.33	Lee Westwood.....T46	70-70-73-73	286	31,500.00
Brad Faxon.....T9	68-67-70-71	276	116,750.00	Scott Hoch.....T51	69-72-72-74	287	29,750.00
Trevor Immelman.....T9	70-68-70-68	276	116,750.00	Rory Sabbatini.....T51	73-72-70-72	287	29,750.00
Dan Forsman.....T11	69-68-70-70	277	91,666.67	Mark Calcavecchia.....T53	70-68-73-77	288	28,150.00
Bernhard Langer.....T11	71-73-65-68	277	91,666.67	Chad Campbell.....T53	73-71-72-72	288	28,150.00
Steve Flesch.....T11	71-67-67-72	277	91,666.66	K.J. Choi.....T53	73-71-71-73	288	28,150.00
Fred Funk.....T14	72-62-72-72	278	75,000.00	Jerry Kelly.....T53	68-71-76-73	288	28,150.00
Toshi Izawa.....T14	70-71-68-69	278	75,000.00	Kenny Perry.....T53	72-76-68-72	288	28,150.00
Peter Jacobsen.....T14	73-64-71-70	278	75,000.00	Niclas Fasth.....T58	67-76-74-72	289	27,000.00
Paul Casey.....T17	72-66-71-70	279	59,250.00	Paul McGinley.....T58	70-71-73-75	289	27,000.00
Ernie Els.....T17	67-70-71-71	279	59,250.00	Kaname Yokoo.....T58	73-71-70-75	289	27,000.00
Retief Goosen.....T17	67-69-69-74	279	59,250.00	Thomas Bjorn.....T61	72-72-75-71	290	26,250.00
Jay Haas.....T17	72-69-73-65	279	59,250.00	Stewart Cink.....T61	70-71-74-75	290	26,250.00
Fred Couples.....T21	67-71-71-71	280	52,500.00	Phil Golding.....T61	76-69-73-72	290	26,250.00
Charles Howell III.....T21	72-68-74-66	280	52,500.00	Tim Clark.....T64	73-69-73-76	291	25,500.00
Angel Cabrera.....T23	70-71-70-70	281	48,000.00	Craig Parry.....T64	69-75-71-76	291	25,500.00
Justin Leonard.....T23	75-69-69-68	281	48,000.00	Adam Scott.....T64	72-70-69-80	291	25,500.00
Peter Lonard.....T23	70-73-72-66	281	48,000.00	Rich Beem.....T67	69-69-78-76	292	24,625.00
Shaun Micheal.....T23	71-69-70-71	281	48,000.00	Pierre Fulke.....T67	72-72-75-73	292	24,625.00
Phil Mickelson.....T23	68-73-70-70	281	48,000.00	Phillip Price.....T67	68-75-75-74	292	24,625.00
Colin Montgomerie.....T23	68-70-70-73	281	48,000.00	John Rollins.....T67	75-72-71-74	292	24,625.00
Mike Weir.....T23	71-72-69-69	281	48,000.00	Jonathan Byrd.....T71	71-77-73-72	293	23,375.00
Ben Curtis.....T30	64-76-72-70	282	43,000.00	Michael Campbell.....T71	74-71-70-78	293	23,375.00
Sergio Garcia.....T30	64-76-69-73	282	43,000.00	Stephen Leaney.....T71	75-69-72-77	293	23,375.00
Len Mattiace.....T30	72-69-69-72	282	43,000.00	Kevin Na.....T71	71-80-69-73	293	23,375.00
Chris DiMarco.....T33	71-68-73-71	283	38,583.34	Jesper Parnevik.....T71	69-72-75-77	293	23,375.00
Justin Rose.....T33	72-73-69-69	283	38,583.34	Steen Tinning.....T71	71-74-76-72	293	23,375.00
Ian Poulter.....T33	73-68-67-75	283	38,583.33	Bob Burns.....T77	74-70-75-75	294	22,000.00
Eduardo Romero.....T33	70-74-68-71	283	38,583.33	Ignacio Garrido.....T77	74-74-72-74	294	22,000.00
Hal Sutton.....T33	68-69-68-78	283	38,583.33	Robert Karlsson.....T77	72-72-77-73	294	22,000.00
David Toms.....T33	66-67-76-74	283	38,583.33	Rocco Mediate.....T77	78-73-69-74	294	22,000.00
Paul Azinger.....T39	72-69-67-76	284	35,500.00	Hennie Otto.....T77	72-69-75-78	294	22,000.00
Pdraig Harrington.....T39	73-71-70-70	284	35,500.00	Nick Faldo.....T82	74-67-79-75	295	21,125.00
Jeff Sluman.....T39	67-74-75-68	284	35,500.00	Jarrold Moseley.....T82	76-74-72-73	295	21,125.00
Alex Cejka.....T42	72-68-71-74	285	33,750.00	Fredrik Jacobson.....84	75-71-77-73	296	20,750.00
Ben Crane.....T42	71-75-68-71	285	33,750.00	Gene Sauers.....85	73-76-77-82	308	20,500.00

# 2002 NEC Invitational

Sahalee Country Club, Sammamish, WA

Purse: \$5,500,000

Par/Yards: 35-36-71/6,949

August 22-25, 2002

LEADERS		First Round	Second Round	Third Round
	Retief Goosen	65 (-6)	Robert Allenby	203 (-10)
	Toshi Izawa	65 (-6)	Steve Lowery	204 (-9)
	Darren Clarke	66 (-5)	Retief Goosen	<b>Craig Parry</b>
	Davis Love III	66 (-5)	Justin Rose	205 (-8)
	Phil Mickelson	66 (-5)	Phil Mickelson	205 (-8)
	Steve Lowery	67 (-5)	<b>Craig Parry</b>	205 (-8)
	Kenny Perry	67 (-5)		205 (-8)
	Justin Rose	67 (-5)		205 (-8)
	<b>Craig Parry</b>	<b>72 (+1)</b>		



**CUT:** There was no cut. 77 of the 78 professionals completed 72 holes.

**WEATHER:** The start of the tournament was delayed by 15 minutes on Thursday due to fog. Sunny in the afternoon, with temperatures in the 70s. Sunny, with temperatures in the low 60s to low 80s on Friday and Saturday. Overcast, with temperatures in the 60s on Sunday.

**Winner: Craig Parry 72-65-66-65 268 \$1,000,000.00**

Robert Allenby	T2	69-63-71-69	272	\$410,000.00	Bernhard Langer	T38	70-70-75-70	285	\$37,250.00
Fred Funk	T2	68-68-68-68	272	410,000.00	Tom Lehman	T38	72-70-69-74	285	37,250.00
Tiger Woods	4	68-70-67-68	273	215,000.00	Stuart Appleby	T42	70-72-74-70	286	35,000.00
Justin Rose	5	67-67-72-68	274	187,500.00	Carlos Franco	T42	75-72-67-72	286	35,000.00
Rich Beem	T6	74-67-67-67	275	150,000.00	Pierre Fulke	T42	69-73-73-71	286	35,000.00
Jim Furyk	T6	70-69-70-69	275	150,000.00	Craig Perks	T42	68-70-73-75	286	35,000.00
Steve Lowery	8	67-65-73-71	276	120,000.00	Hal Sutton	T42	73-71-70-72	286	35,000.00
Matt Gogel	T9	68-69-68-72	277	105,000.00	Stewart Cink	T47	73-71-73-70	287	32,550.00
Phil Mickelson	T9	66-69-71-71	277	105,000.00	Joel Edwards	T47	73-73-71-70	287	32,550.00
Michael Campbell	T11	70-69-70-69	278	78,750.00	Padraig Harrington	T47	72-70-73-72	287	32,550.00
Retief Goosen	T11	65-68-74-71	278	78,750.00	José Maria Olazábal	T47	71-68-75-73	287	32,550.00
Davis Love III	T11	66-74-69-69	278	78,750.00	Eduardo Romero	T47	71-71-67-78	287	32,550.00
Vijay Singh	T11	68-69-69-72	278	78,750.00	Notah Begay III	T52	70-77-70-71	288	31,250.00
Thomas Björn	T15	68-69-72-70	279	60,875.00	Soren Hansen	T52	76-69-69-74	288	31,250.00
Ernie Els	T15	71-67-67-74	279	60,875.00	Graeme McDowell	T52	72-69-73-74	288	31,250.00
David Toms	T15	69-68-71-71	279	60,875.00	Scott Hoch	T55	72-77-69-71	289	30,500.00
Lee Westwood	T15	68-69-72-70	279	60,875.00	Greg Norman	T55	69-74-73-73	289	30,500.00
Angel Cabrera	T19	72-70-70-68	280	50,400.00	Chris Smith	T55	75-73-73-68	289	30,500.00
K.J. Choi	T19	73-67-73-67	280	50,400.00	Niclas Fasth	T58	73-68-79-70	290	29,500.00
Darren Clarke	T19	66-74-68-72	280	50,400.00	Sergio Garcia	T58	68-73-76-73	290	29,500.00
Bob Estes	T19	71-71-69-69	280	50,400.00	Anders Hansen	T58	71-76-74-69	290	29,500.00
Peter Lonard	T19	70-71-72-67	280	50,400.00	Kevin Sutherland	T58	74-71-71-74	290	29,500.00
Toshi Izawa	T24	65-73-73-71	282	45,000.00	Scott Verplank	T58	71-75-76-68	290	29,500.00
Rocco Mediate	T24	68-69-73-72	282	45,000.00	Brad Faxon	T63	71-72-71-77	291	28,625.00
Kenny Perry	T24	67-70-73-72	282	45,000.00	Charlie Wi	T63	73-73-73-72	291	28,625.00
Mike Weir	T24	69-70-71-72	282	45,000.00	Paul Lawrie	T65	73-69-81-70	293	28,125.00
John Cook	T28	70-74-69-70	283	41,250.00	Nobuhito Sato	T65	74-76-73-70	293	28,125.00
Chris DiMarco	T28	68-70-74-71	283	41,250.00	Paul McGinley	67	79-69-73-74	295	27,750.00
David Duval	T28	72-75-71-65	283	41,250.00	Tobias Dier	T68	76-75-72-73	296	27,250.00
Ricardo Gonzalez	T28	71-72-68-72	283	41,250.00	Steve Elkington	T68	76-77-74-69	296	27,250.00
Justin Leonard	T28	70-74-69-70	283	41,250.00	Nicholas Lawrence	T68	76-72-78-70	296	27,250.00
Nick Price	T28	74-66-72-71	283	41,250.00	Jesper Parnevik	T71	76-74-73-74	297	26,625.00
Loren Roberts	T28	70-66-76-71	283	41,250.00	Phillip Price	T71	73-73-73-78	297	26,625.00
Kirk Triplett	T28	71-69-70-73	283	41,250.00	John Daly	73	73-78-74-73	298	26,250.00
Shigeki Maruyama	T36	69-72-69-74	284	38,750.00	Mark Calcavecchia	74	74-81-75-69	299	26,000.00
Len Mattiace	T36	69-72-72-71	284	38,750.00	Jose Coceres	T75	69-71-76-84	300	25,625.00
Paul Azinger	T38	68-72-73-72	285	37,250.00	Scott McCarron	T75	74-74-77-75	300	25,625.00
Matt Kuchar	T38	71-68-71-75	285	37,250.00	Jerry Kelly	77	75-79-74-73	301	25,250.00

# 2001 NEC Invitational

Firestone Country Club (South Course), Akron, OH

Purse: \$5,000,000

Par/Yds: 35-35-70/7,139

August 23-26, 2001

LEADERS	First Round	Second Round	Third Round
	Jim Furyk..... 65 (-5)	Jim Furyk..... 131 (-9)	Jim Furyk..... 197 (-13)
	Greg Norman..... 65 (-5)	Phil Mickelson..... 133 (-7)	<b>Tiger Woods..... 199 (-11)</b>
	Thomas Bjorn..... 66 (-4)	<b>Tiger Woods..... 133 (-7)</b>	Paul Azinger..... 202 (-8)
	Darren Clarke..... 66 (-4)	Stuart Appleby..... 134 (-6)	Darren Clarke..... 202 (-8)
	Colin Montgomerie..... 66 (-4)	Darren Clarke..... 134 (-6)	
	<b>Tiger Woods..... 66 (-4)</b>	Padraig Harrington..... 134 (-6)	

**CUT:** There was no cut. 37 of the 39 professionals completed 72 holes.

**WEATHER:** Mostly cloudy Thursday, with late morning/early afternoon light rain. Temperatures were in the 70s, with winds primarily out of the west at 5-12 mph. Mostly cloudy Friday morning, with some sun in the afternoon. Temperatures were in the 70s, and winds were out of the northeast at 5-12 mph. Partly cloudy and warm Saturday, with temperatures reaching 82 and winds out of the south at 5-15 mph. Tee times were moved up to 7:45 a.m. and play was off Nos. 1 and 10 in pairs Sunday in anticipation of inclement afternoon weather. Partly cloudy with temperatures in the 70s and winds out of the southwest at 5-20 mph.



**Winner: Tiger Woods 66-67-66-69 268 \$1,000,000.00**  
*(Won playoff with birdie-3 on seventh extra hole)*

Jim Furyk.....2	65-66-66-71	268	\$500,000.00	Carlos Franco.....20	68-71-68-73	280	\$73,000.00
Darren Clarke.....3	66-68-68-69	271	375,000.00	Niclas Fasth.....T21	74-67-68-72	281	66,000.00
Colin Montgomerie.....4	66-71-66-70	273	300,000.00	Scott Hoch.....T21	71-70-69-71	281	66,000.00
Stuart Appleby.....T5	70-64-70-70	274	201,666.67	Robert Allenby.....T23	68-67-75-72	282	58,000.00
Davis Love III.....T5	68-68-70-68	274	201,666.67	Steve Elkington.....T23	73-68-73-68	282	58,000.00
Paul Azinger.....T5	67-70-65-72	274	201,666.66	Mike Weir.....25	69-70-71-73	283	53,000.00
Ernie Els.....T8	67-70-66-72	275	147,500.00	Paul McGinley.....26	68-73-71-72	284	51,000.00
Phil Mickelson.....T8	67-66-70-72	275	147,500.00	David Duval.....27	69-69-72-75	285	49,000.00
Retief Goosen.....10	72-69-64-71	276	131,000.00	Phillip Price.....28	70-71-74-71	286	47,000.00
Bernhard Langer.....T11	69-67-68-73	277	118,500.00	Nick Price.....T29	71-70-71-76	288	44,000.00
Hal Sutton.....T11	69-71-67-70	277	118,500.00	Loren Roberts.....T29	72-70-67-79	288	44,000.00
Stewart Cink.....T13	69-67-70-72	278	100,500.00	Notah Begay III.....T31	77-71-72-69	289	38,000.00
Ian Poulter.....T13	67-72-69-70	278	100,500.00	Thomas Bjorn.....T31	66-79-73-71	289	38,000.00
Vijay Singh.....T13	68-68-69-73	278	100,500.00	Michael Campbell.....T31	71-71-75-72	289	38,000.00
David Toms.....T13	68-70-70-70	278	100,500.00	Shigeki Maruyama.....T31	68-75-73-73	289	38,000.00
Pierre Fulke.....T17	73-71-65-70	279	83,000.00	Greg Norman.....35	65-71-74-80	290	33,000.00
Padraig Harrington.....T17	68-66-73-72	279	83,000.00	Mark Calcavecchia.....T36	72-69-72-79	292	30,000.00
Scott Verplank.....T17	69-71-70-69	279	83,000.00	Miguel Angel Jiménez.....T36	70-72-74-76	292	30,000.00

# 2000 NEC Invitational

**Firestone Country Club (South Course), Akron, OH**    **Purse: \$5,000,000**    **Par/Yds: 35-35-70/7,139**    **August 24-27, 2000**

First Round		Second Round		Third Round	
<b>Tiger Woods</b> .....	<b>64 (-6)</b>	<b>Tiger Woods</b> .....	<b>125 (-15)</b>	<b>Tiger Woods</b> .....	<b>192 (-18)</b>
Jim Furyk.....	65 (-5)	Phil Mickelson.....	132 (-8)	Phil Mickelson.....	201 (-9)
Darren Clarke.....	66 (-4)	Justin Leonard.....	133 (-7)	Phillip Price.....	201 (-9)
Carlos Franco.....	66 (-4)	Jim Furyk.....	134 (-6)	Hal Sutton.....	201 (-9)
Justin Leonard.....	66 (-4)				
Phil Mickelson.....	66 (-4)				
Phillip Price.....	66 (-4)				

**CUT:** There was no cut. 37 of the 40 professionals completed 72 holes.



**WEATHER:** Sunny and pleasant Thursday, with afternoon temperatures reaching the lower 80s. Light wind helped keep temperatures moderate. Ideal on Friday, with mostly sunny skies and highs in the low-to-mid 80s. Mostly cloudy Saturday, with temperatures reaching the low 80s. Play was halted at 2:16 p.m. Sunday due to dangerous weather and resumed again at 5:10 p.m. Play finished at 8:25 p.m.

**Winner: Tiger Woods    64-61-67-67    259    \$1,000,000.00**

Justin Leonard.....T2	66-67-71-66	270	\$437,500.00	Nick Price.....T20	70-69-74-67	280	\$68,333.34
Phillip Price.....T2	66-69-66-69	270	437,500.00	Stuart Appleby.....T20	67-70-70-73	280	68,333.33
Jim Furyk.....T4	65-69-69-68	271	243,333.34	Lee Westwood.....T20	66-69-73-72	280	68,333.33
Phil Mickelson.....T4	66-66-69-70	271	243,333.33	Paul McGinley.....23	71-72-71-67	281	60,000.00
Hal Sutton.....T4	68-68-65-70	271	243,333.33	Retief Goosen.....T24	69-74-73-67	283	52,333.34
Stewart Cink.....7	72-69-68-63	272	170,000.00	Jeff Maggert.....T24	72-69-73-69	283	52,333.33
Paul Azinger.....T8	68-70-70-65	273	147,500.00	Mike Weir.....T24	68-76-68-71	283	52,333.33
Colin Montgomerie.....T8	71-69-66-67	273	147,500.00	Carlos Franco.....T27	66-77-72-69	284	44,000.00
Thomas Björn.....T10	69-69-70-66	274	125,000.00	Padraig Harrington.....T27	76-65-71-72	284	44,000.00
José Maria Olazábal.....T10	67-73-69-65	274	125,000.00	Mark O'Meara.....T27	71-71-70-72	284	44,000.00
Robert Allenby.....T12	69-69-70-67	275	110,500.00	Gary Orr.....T27	70-68-72-74	284	44,000.00
Ernie Els.....T12	67-71-69-68	275	110,500.00	Tom Lehman.....T31	71-74-70-70	285	38,000.00
Loren Roberts.....14	67-69-66-75	277	103,000.00	Greg Norman.....T31	68-71-76-70	285	38,000.00
Michael Campbell.....T15	71-69-70-68	278	95,500.00	Kirk Triplett.....T33	75-67-72-72	286	34,750.00
Shigeiki Maruyama.....T15	71-70-68-69	278	95,500.00	Ian Woosnam.....T33	73-72-72-69	286	34,750.00
Notah Begay III.....T17	74-66-69-70	279	83,000.00	Davis Love III.....35	75-72-70-70	287	32,500.00
Darren Clarke.....T17	66-71-71-71	279	83,000.00	Miguel Angel Jiménez.....36	69-74-72-73	288	31,000.00
Andrew Coltart.....T17	69-69-69-72	279	83,000.00	Steve Pate.....37	75-73-69-75	292	29,500.00



# 1999 NEC Invitational

Firestone Country Club (South Course), Akron, OH

Purse: \$5,000,000

Par/Yds: 35-35-70/7,139

August 26-29, 1999

LEADERS	First Round	Second Round	Third Round
	<b>Tiger Woods..... 66 (-4)</b>	Carlos Franco ..... 135 (-5)	<b>Tiger Woods..... 199 (-11)</b>
	David Duval..... 67 (-3)	Paul Lawrie..... 135 (-5)	Fred Couples..... 204 (-6)
	Jim Furyk..... 67 (-3)	Phil Mickelson ..... 136 (-4)	Nick Price..... 204 (-6)
	Sergio Garcia..... 67 (-3)	Nick Price..... 136 (-4)	Carlos Franco..... 205 (-5)
	Paul Lawrie..... 67 (-3)	Hal Sutton..... 136 (-4)	
	Tom Lehman..... 67 (-3)	<b>Tiger Woods..... 137 (-3)</b>	
	Nick Price..... 67 (-3)		



**CUT:** There was no cut. All 41 professionals completed 72 holes.

**WEATHER:** Overcast, with periodic rains Thursday and Friday. Thursday play was delayed at 2:05 p.m. due to lightning in the area. Play was suspended for the day at 5:20 p.m., with all 41 players still on the course. Partly cloudy and humid Saturday. Beautiful on Sunday.

**Winner: Tiger Woods 66-71-62-71 270 \$1,000,000**

Phil Mickelson.....2	69-67-70-65	271	\$510,000.00	Greg Turner.....T21	70-71-68-74	283	\$66,000.00
Craig Parry.....T3	71-66-69-69	275	327,500.00	Stuart Appleby.....T23	72-70-72-70	284	58,000.00
Nick Price.....T3	67-69-68-71	275	327,500.00	Scott Hoch.....T23	68-73-71-72	284	58,000.00
Ernie Els.....5	71-69-67-69	276	234,000.00	Greg Norman.....T25	70-75-66-74	285	50,000.00
Shigeki Maruyama.....6	72-67-70-68	277	179,000.00	Mark O'Meara.....T25	73-70-71-71	285	50,000.00
Carlos Franco.....T7	68-67-70-73	278	154,000.00	Miguel Angel Jimenez.....T27	72-70-70-74	286	41,333.34
Sergio Garcia.....T7	67-70-69-72	278	154,000.00	David Duval.....T27	67-72-71-76	286	41,333.33
Jeff Maggert.....T7	71-67-69-71	278	154,000.00	Jesper Parnevik.....T27	75-69-66-76	286	41,333.33
Jim Furyk.....T10	67-72-69-71	279	129,000.00	Lee Janzen.....T30	71-70-72-74	287	37,000.00
Davis Love III.....T10	68-69-70-72	279	129,000.00	Colin Montgomerie.....T30	69-75-67-76	287	37,000.00
Mark Calcavecchia.....T12	68-69-73-70	280	109,000.00	Jarmo Sandelin.....T30	71-71-73-72	287	37,000.00
Padraig Harrington.....T12	72-67-70-71	280	109,000.00	Andrew Coltart.....T33	71-71-69-77	288	34,000.00
Steve Pate.....T12	69-71-68-72	280	109,000.00	John Huston.....T33	69-71-70-78	288	34,000.00
Fred Couples.....T15	71-70-63-77	281	88,000.00	Lee Westwood.....T33	74-72-70-72	288	34,000.00
Tom Lehman.....T15	67-72-67-75	281	88,000.00	Darren Clarke.....T36	73-72-69-75	289	31,500.00
Vijay Singh.....T15	71-67-72-71	281	88,000.00	Jean Van De Velde.....T36	75-71-68-75	289	31,500.00
Payne Stewart.....T15	70-67-69-75	281	88,000.00	Frank Nobilo.....38	73-69-75-73	290	30,000.00
Hal Sutton.....T15	69-67-72-73	281	88,000.00	Steve Elkington.....39	70-74-71-76	291	29,000.00
Justin Leonard.....20	73-68-69-72	282	73,000.00	José Maria Olazábal.....40	70-80-69-73	292	28,000.00
Paul Lawrie.....T21	67-68-74-74	283	66,000.00	Naomichi Joe Ozaki.....41	75-74-75-72	296	27,000.00

# 2014 HSBC Champions Facts

## EVENT:

World Golf Championships-HSBC Champions  
(HSBC Champions on second reference)

The HSBC Champions is one of four World Golf Championships sanctioned and organized by the operational committee of the International Federation of PGA Tours, which includes the Asian Tour, European Tour, Japan Golf Tour, PGA TOUR, PGA Tour of Australasia and Southern Africa Tour. The other World Golf Championships include the Accenture Match Play Championship, the Bridgestone Invitational and the Cadillac Championship.



## DATE:

November 2-8, 2015

## SITE:

Sheshan International Golf Club, Shanghai, China

## PAR/YARDAGE:

Par: 36-36=72/7,266

## 2014 CHAMPION:

Bubba Watson, 277 (-11) (7th PGA TOUR victory)

## ARCHITECT/OPENED:

Nelson & Haworth/2004

## FORMAT:

Four-day, 72-hole stroke-play competition; no cut

## PURSE:

\$8.5 million total purse

\$1.4 million to the winner

Prize money will be considered official on each player's home Tour.

## TELEVISION:

Golf Channel

## WEBSITES:

[www.worldgolfchampionships.com](http://www.worldgolfchampionships.com)

[www.hsbcgolf.com](http://www.hsbcgolf.com)

## TICKETS:

For ticket information please log on to [www.hsbcgolf.com](http://www.hsbcgolf.com) or call the ticket hotline on +86 (21) 962 388

## ABOUT HSBC:

HSBC provides a comprehensive range of financial services to around 89 million customers through four global businesses; Global Retail Banking & Wealth Management, Global Commercial Banking, Global Banking and Markets and Global Private Banking. HSBC Holdings plc, the parent company of the HSBC Group, is headquartered in London. The Group serves customers worldwide from around 6,900 offices in over 80 countries and territories in Europe, the Asia-Pacific region, North and Latin America, and the Middle East and North Africa. With assets of US\$2,652bn at 30 June 2012, the HSBC Group is one of the world's largest banking and financial services organisations.

## UMBRELLA SPONSORS:

Cadillac (Cadillac Match Play and Cadillac Championship),  
Bridgestone, HSBC

## SOCIAL MEDIA:

Twitter: @HSBC\_Champions

## CHAMPIONSHIP OFFICE:

Marc Webster / Kate Bartley

IMG UK Ltd

McCormack House

Burlington Lane

W4 2TH

Tel - +44 208 233 5300

Email – [marc.webster@imgworld.com](mailto:marc.webster@imgworld.com)

Email – [kate.bartley@imgworld.com](mailto:kate.bartley@imgworld.com)

## MEDIA CONTACTS:

Michele Mair, IMG PR Manager, [michele.mair@imgworld.com](mailto:michele.mair@imgworld.com)

Scott Crockett, European Tour, [scrockett@europeantour.com](mailto:scrockett@europeantour.com)

Chris Reimer, PGA TOUR, [chrisreimer@pgatourhq.com](mailto:chrisreimer@pgatourhq.com)



# 2014 HSBC Champions

**Sheshan International GC; Shanghai, China**  
**November 3-9, 2014**

**Purse: \$8,500,000**

**Par/Yards: 36-36—72/7,261**

LEADERS	First Round	Second Round	Third Round
	Graeme McDowell..... 67 (-5)	Graeme McDowell..... 134 (-10)	Graeme McDowell..... 205 (-11)
	Tim Clark..... 69 (-3)	Ian Poulter..... 137 (-7)	Hiroshi Iwata..... 206 (-10)
	Tommy Fleetwood..... 69 (-3)	Hiroshi Iwata..... 138 (-6)	Martin Kaymer..... 207 (-9)
	Rickie Fowler..... 69 (-3)	<b>Bubba Watson..... 138 (-6)</b>	<b>Bubba Watson..... 207 (-9)</b>
	Martin Kaymer..... 69 (-3)	Jonas Blixt..... 139 (-5)	Tim Clark..... 208 (-8)
	Chris Kirk..... 69 (-3)	Tim Clark..... 139 (-5)	Rickie Fowler..... 208 (-8)
	Brandt Snedeker..... 69 (-3)	Rickie Fowler..... 139 (-5)	
	<b>Bubba Watson..... 71 (-1)</b>	Kevin Na..... 139 (-5)	



**CUT:** No cut. 76 of the 80 professionals completed 72 holes.

**Winner: Bubba Watson 71-67-69-70 277 \$1,400,000.00**

1	Bubba Watson	71-67-69-70	277/-11	\$1,400,000.00	T35	Marc Warren	75-72-69-74	290/2	\$61,500.00
2	Tim Clark	69-70-69-69	277/-11	850,000.00	T41	Thomas Bjorn	72-75-72-72	291/3	56,000.00
T3	Rickie Fowler	69-70-69-70	278/-10	381,666.67	T41	Luke Donald	74-72-74-71	291/3	56,000.00
T3	Hiroshi Iwata	73-65-68-72	278/-10	381,666.67	T41	Thongchai Jaidee	71-76-75-69	291/3	56,000.00
T3	Graeme McDowell	67-67-71-73	278/-10	381,666.66	T41	Hideki Matsuyama	74-69-73-75	291/3	56,000.00
T6	Thorbjorn Olesen	72-68-69-71	280/-8	213,666.67	T41	Dawie van der Walt	70-72-75-74	291/3	56,000.00
T6	Ian Poulter	70-67-72-71	280/-8	213,666.67	T46	Ernie Els	74-70-74-74	292/4	52,500.00
T6	Martin Kaymer	69-72-66-73	280/-8	213,666.66	T46	Mikko Ilonen	75-76-71-70	292/4	52,500.00
9	Marc Leishman	72-71-69-69	281/-7	158,000.00	T48	Felipe Aguilar	76-74-71-72	293/5	49,300.00
T10	Jason Dufner	72-70-72-68	282/-6	135,500.00	T48	Bill Haas	70-74-72-77	293/5	49,300.00
T10	Brandt Snedeker	69-74-69-70	282/-6	135,500.00	T48	WC Liang	75-74-73-71	293/5	49,300.00
T12	George Coetzee	72-73-69-69	283/-5	108,000.00	T48	Justin Rose	72-71-76-74	293/5	49,300.00
T12	Adam Scott	70-72-71-70	283/-5	108,000.00	T48	Marcel Siem	72-72-76-73	293/5	49,300.00
T14	Pablo Larrazabal	75-72-69-68	284/-4	89,833.34	T53	Matt Jones	75-76-71-72	294/6	47,000.00
T14	Alexander Levy	74-68-71-71	284/-4	89,833.34	T53	Hennie Otto	74-72-75-73	294/6	47,000.00
T14	Wu Ashun	74-70-69-71	284/-4	89,833.33	T53	Scott Stallings	74-76-77-67	294/6	47,000.00
T14	Jonas Blixt	71-68-71-74	284/-4	89,833.33	T56	Matt Every	75-72-75-73	295/7	45,250.00
T14	Chris Kirk	69-74-69-72	284/-4	89,833.33	T56	David Lipsky	78-73-72-72	295/7	45,250.00
T14	Louis Oosthuizen	70-70-72-72	284/-4	89,833.33	T56	Kevin Streelman	77-72-71-75	295/7	45,250.00
T20	Kevin Na	71-68-79-67	285/-3	81,000.00	T56	Gary Woodland	73-75-74-73	295/7	45,250.00
T20	Lee Westwood	70-73-69-73	285/-3	81,000.00	T60	Mu Hu	78-71-74-73	296/8	43,875.00
T22	Ryan Palmer	74-72-72-68	286/-2	77,000.00	T60	Brendon Todd	71-74-73-78	296/8	43,875.00
T22	Patrick Reed	71-73-71-71	286/-2	77,000.00	62	Darren Fichardt	74-72-74-77	297/9	43,500.00
T24	Jamie Donaldson	71-77-68-71	287/-1	73,500.00	63	Hyung-Sung Kim	70-74-75-79	298/10	43,250.00
T24	Tommy Fleetwood	69-75-74-69	287/-1	73,500.00	T64	Keegan Bradley	72-73-77-78	300/12	42,500.00
T24	Stephen Gallacher	72-72-71-72	287/-1	73,500.00	T64	Mike Hendry	76-75-73-76	300/12	42,500.00
T24	Henrik Stenson	70-71-81-65	287/-1	73,500.00	T64	Charl Schwartzel	74-76-77-73	300/12	42,500.00
T28	Sergio Garcia	74-72-73-69	288/E	68,500.00	T64	Oliver Wilson	71-70-79-80	300/12	42,500.00
T28	J.B. Holmes	70-71-73-74	288/E	68,500.00	T64	Lian-Wei Zhang	73-76-74-77	300/12	42,500.00
T28	Anirban Lahiri	74-70-74-70	288/E	68,500.00	T69	Ze-cheng Dou	76-73-74-78	301/13	41,625.00
T28	Joost Luiten	77-71-69-71	288/E	68,500.00	T69	Antonio Lascuna	76-79-73-73	301/13	41,625.00
T28	Hunter Mahan	74-68-71-75	288/E	68,500.00	71	Miguel A. Jimenez	78-75-73-76	302/14	41,250.00
T28	Ryan Moore	74-71-72-71	288/E	68,500.00	72	Jason Knutzon	78-74-75-77	304/16	41,000.00
34	Shane Lowry	78-69-74-68	289/1	65,000.00	T73	Billy Horschel	80-77-79-70	306/18	40,500.00
T35	Russell Henley	71-75-74-70	290/2	61,500.00	T73	Yoshitaka Takeya	77-78-75-76	306/18	40,500.00
T35	Haotong Li	75-72-76-67	290/2	61,500.00	T73	Jaco Van Zyl	70-75-83-78	306/18	40,500.00
T35	John Senden	73-73-72-72	290/2	61,500.00	76	Jun Jeong	85-79-75-80	319/31	40,000.00
T35	Jordan Spieth	70-74-72-74	290/2	61,500.00					
T35	Jimmy Walker	73-69-75-73	290/2	61,500.00					

# 2013-14 HSBC Champions

**Sheshan International GC; Shanghai, China**  
**October 28-November 3, 2013**

**Purse: \$8,500,000**

**Par/Yards: 36-36—72/7,266**

LEADERS	First Round	Second Round	Third Round
	Rory McIlroy..... 65 (-7)	Dustin Johnson..... 132 (-12)	Dustin Johnson..... 198 (-18)
	Jamie Donaldson..... 67 (-5)	Rory McIlroy..... 137 (-7)	Ian Poulter..... 201 (-15)
	Gonzalo Fdez-Castano..... 67 (-5)	Bubba Watson..... 137 (-7)	Graeme McDowell..... 202 (-14)
	Tommy Fleetwood..... 68 (-4)	Boo Weekley..... 137 (-7)	Graham DeLaet..... 204 (-12)
	Justin Rose..... 68 (-4)	Ernie Els..... 138 (-6)	Rory McIlroy..... 204 (-12)
	Jordan Spieth..... 68 (-4)	Gonzalo Fdez-Castano..... 138 (-6)	Justin Rose..... 204 (-12)
	Bubba Watson..... 68 (-4)	Tommy Fleetwood..... 138 (-6)	
	Dustin Johnson..... 69 (-3)	Sergio Garcia..... 138 (-6)	
		Graeme McDowell..... 138 (-6)	
		Ian Poulter..... 138 (-6)	



**CUT:** No cut. 77 of 78 players completed 72 holes.

**WEATHER:** Thursday: Cloudy and breezy, with a high of 69. Wind E at 10-15 mph. Friday: Partly cloudy and breezy, with a high of 69. Wind E at 10-15 mph. Saturday: Mostly cloudy, with a high of 72. Winds N at 3-6 mph. Sunday: Mostly cloudy, with a high of 72. NNW wind at 5-10 mph.

**Winner: Dustin Johnson      69-63-66-66      264      \$1,400,000.00**

1	Dustin Johnson	69-63-66-66	264/-24	\$1,400,000.00	T39	Gonzalo Fdez-Castano	67-71-70-76	284/-4	\$58,000.00
2	Ian Poulter	71-67-63-66	267/-21	850,000.00	T39	Branden Grace	77-71-67-69	284/-4	58,000.00
3	Graeme McDowell	69-69-64-66	268/-20	480,000.00	T39	Haotong Li	72-71-74-67	284/-4	58,000.00
4	Sergio Garcia	70-68-69-63	270/-18	365,000.00	T39	David Lynn	74-70-69-71	284/-4	58,000.00
5	Justin Rose	68-71-65-68	272/-16	300,000.00	T39	Richard Sterne	74-73-74-63	284/-4	58,000.00
T6	Graham DeLaet	71-68-65-69	273/-15	231,500.00	T39	Chris Wood	71-71-73-69	284/-4	58,000.00
T6	Rory McIlroy	65-72-67-69	273/-15	231,500.00	T46	Ken Duke	70-72-73-70	285/-3	52,500.00
T8	Jamie Donaldson	67-74-66-67	274/-14	161,666.67	T46	Brian Gay	71-72-72-70	285/-3	52,500.00
T8	Bubba Watson	68-69-69-68	274/-14	161,666.67	T46	Thongchai Jaidee	76-68-68-73	285/-3	52,500.00
T8	Martin Kaymer	70-74-62-68	274/-14	161,666.66	T46	Jimmy Walker	73-73-69-70	285/-3	52,500.00
T11	Keegan Bradley	71-68-68-68	275/-13	116,666.67	T50	Hiroyuki Fujita	75-70-68-73	286/-2	49,000.00
T11	Ernie Els	69-69-71-66	275/-13	116,666.67	T50	Mike Hendry	72-73-73-68	286/-2	49,000.00
T11	Boo Weekley	70-67-69-69	275/-13	116,666.66	T50	Masahiro Kawamura	73-72-70-71	286/-2	49,000.00
14	Phil Mickelson	71-68-72-65	276/-12	100,000.00	T50	Ryan Moore	70-74-69-73	286/-2	49,000.00
T15	WC Liang	72-67-72-66	277/-11	93,500.00	T50	Michael Thompson	74-72-68-72	286/-2	49,000.00
T15	Louis Oosthuizen	70-70-70-67	277/-11	93,500.00	T55	Kiradech Aphibarnrat	69-78-68-72	287/-1	46,250.00
17	Jordan Spieth	68-71-70-69	278/-10	90,000.00	T55	Rickie Fowler	74-70-70-73	287/-1	46,250.00
T18	Tommy Fleetwood	68-70-69-72	279/-9	87,000.00	T55	John Merrick	72-75-69-71	287/-1	46,250.00
T18	Jin Jeong	70-69-71-69	279/-9	87,000.00	T55	Brandt Snedeker	73-74-70-70	287/-1	46,250.00
20	Paul Casey	69-73-69-69	280/-8	84,000.00	T55	Peter Uihlein	71-73-73-70	287/-1	46,250.00
T21	Gregory Bourdy	75-68-67-71	281/-7	75,100.00	T55	Lee Westwood	71-73-68-75	287/-1	46,250.00
T21	Bill Haas	72-72-69-68	281/-7	75,100.00	T61	Derek Ernst	71-72-73-72	288/E	44,250.00
T21	Peter Hanson	70-73-70-68	281/-7	75,100.00	T61	Darren Fichardt	70-74-75-69	288/E	44,250.00
T21	Scott Hend	69-74-66-72	281/-7	75,100.00	T63	Gaganjeet Bhullar	69-71-75-74	289/1	43,500.00
T21	Mikko Ilonen	72-69-72-68	281/-7	75,100.00	T63	Jonas Blixt	70-75-74-70	289/1	43,500.00
T21	Matteo Manassero	72-70-70-69	281/-7	75,100.00	T63	Stephen Gallacher	73-73-72-71	289/1	43,500.00
T21	Francesco Molinari	72-69-70-70	281/-7	75,100.00	T66	Ryo Ishikawa	81-72-68-69	290/2	42,875.00
T21	Scott Piercy	72-73-68-68	281/-7	75,100.00	T66	Daniel Popovic	77-71-69-73	290/2	42,875.00
T21	Bo Van Pelt	77-67-66-71	281/-7	75,100.00	T68	D.A. Points	72-74-70-75	291/3	42,375.00
T21	Jaco Van Zyl	72-73-68-68	281/-7	75,100.00	T68	Ashun Wu	74-75-70-72	291/3	42,375.00
T31	Luke Donald	70-71-70-71	282/-6	68,000.00	70	David Howell	72-75-73-72	292/4	42,000.00
T31	Henrik Stenson	74-76-67-65	282/-6	68,000.00	71	Seuk-hyun Baek	81-68-69-75	293/5	41,750.00
T31	Nick Watney	75-74-67-66	282/-6	68,000.00	72	Miguel A. Jimenez	75-76-70-74	295/7	41,500.00
T34	Mark Brown	72-68-72-71	283/-5	64,000.00	73	Raphael Jacquelin	81-70-71-74	296/8	41,250.00
T34	Jason Dufner	73-67-71-72	283/-5	64,000.00	74	George Coetzee	75-77-74-71	297/9	41,000.00
T34	Billy Horschel	71-69-72-71	283/-5	64,000.00	75	Mu Hu	76-75-73-75	299/11	40,750.00
T34	Wenyi Huang	70-74-69-70	283/-5	64,000.00	76	Brett Rumford	75-77-79-72	303/15	40,500.00
T34	Kevin Streelman	70-73-72-68	283/-5	64,000.00	77	Huang Ming-jie	83-77-80-83	323/35	40,250.00
T39	Thomas Bjorn	74-72-70-68	284/-4	58,000.00					

# 2012 HSBC Champions

**Mission Hills Golf Club; Guangdong, China**  
**October 29-November 4, 2012**

**Purse: \$7,000,000**

**Par/Yards: 36-36—72/7,301**

LEADERS		First Round	Second Round	Third Round		
	Louis Oosthuizen	65 (-7)	Louis Oosthuizen	128 (-16)	Louis Oosthuizen	198 (-18)
	Adam Scott	65 (-7)	Ernie Els	133 (-11)	Lee Westwood	198 (-18)
	Peter Hanson	66 (-6)	Adam Scott	133 (-11)	Phil Mickelson	201 (-15)
	Shane Lowry	66 (-6)	Jason Dufner	134 (-10)	Ernie Els	202 (-14)
	Phil Mickelson	66 (-6)	Shane Lowry	134 (-10)	Bill Haas	202 (-14)
	Bubba Watson	66 (-6)	Ian Poulter	137 (T12)	Ian Poulter	202 (-14)
	Ian Poulter	69 (T16)				

**CUT:** No cut. 77 of 78 professionals completed 72 holes,



**WEATHER:** Overcast and mild. High of 75. Winds variable at 5-10 mph. Friday: Sunny and mild. High of 79. Winds variable at 5-10 mph. Saturday: Sunny and mild. High of 79. Winds variable at 8-10 mph. Sunday: Overcast and warm. High of 82. Winds variable at 5-10 mph.

**Winner: Ian Poulter**

**69-68-65-65**

**267**

**\$1,200,000.00**

1	Ian Poulter	69-68-65-65	267	\$1,200,000.00	T39	Francesco Molinari	74-69-74-68	285	\$47,000.00
T2	Jason Dufner	68-66-71-64	269	417,500.00	T39	Thaworn Wiratchant	72-70-70-73	285	47,000.00
T2	Ernie Els	70-63-69-67	269	417,500.00	T42	Jamie Donaldson	71-74-71-70	286	43,500.00
T2	Phil Mickelson	66-69-66-68	269	417,500.00	T42	Marcus Fraser	73-72-70-71	286	43,500.00
T2	Scott Piercy	68-68-68-65	269	417,500.00	T42	Graeme McDowell	71-75-68-72	286	43,500.00
T6	Louis Oosthuizen	65-63-70-72	270	190,000.00	T42	Julien Quesne	71-71-71-73	286	43,500.00
T6	Lee Westwood	70-67-61-72	270	190,000.00	T46	Rafael Cabrera Bello	75-69-76-67	287	40,000.00
8	Adam Scott	65-68-71-67	271	155,000.00	T46	Greg Chalmers	71-71-68-77	287	40,000.00
9	Martin Kaymer	68-69-67-68	272	140,000.00	T46	Brendan Jones	74-69-70-74	287	40,000.00
10	Bill Haas	69-67-66-71	273	125,000.00	T46	Jeev Milkha Singh	72-71-73-71	287	40,000.00
T11	Hirofumi Fujita	73-67-67-67	274	98,000.00	T46	Mark Wilson	73-74-69-71	287	40,000.00
T11	Prom Meesawat	67-70-69-68	274	98,000.00	T51	Robert Garrigus	76-68-69-75	288	38,000.00
T11	Thorbjorn Olesen	71-65-70-68	274	98,000.00	T51	Brad Kennedy	73-77-67-71	288	38,000.00
T11	Marcel Siem	71-70-66-67	274	98,000.00	T51	Geoff Ogilvy	75-74-72-67	288	38,000.00
T11	Brandt Snedeker	72-71-60-71	274	98,000.00	T54	Nicolas Colsaerts	73-73-71-72	289	36,750.00
T16	Carl Pettersson	70-68-66-71	275	80,500.00	T54	Han Lee	73-70-75-71	289	36,750.00
T16	Nick Watney	72-72-69-62	275	80,500.00	T56	Robert Allenby	76-72-69-73	290	34,750.00
T18	Gaganjeet Bhullar	73-68-63-72	276	75,000.00	T56	George Coetzee	73-76-68-73	290	34,750.00
T18	Luke Donald	68-68-69-71	276	75,000.00	T56	Hyung-Sung Kim	78-70-70-72	290	34,750.00
T18	Marc Leishman	73-68-65-70	276	75,000.00	T56	Garth Mulroy	70-74-73-73	290	34,750.00
T21	Thomas Bjorn	72-70-68-67	277	70,000.00	T56	Jaco Van Zyl	74-75-70-71	290	34,750.00
T21	Thongchai Jaidee	70-68-69-70	277	70,000.00	T56	Xin-jun Zhang	75-69-76-70	290	34,750.00
T23	Keegan Bradley	71-68-68-71	278	67,000.00	T62	Branden Grace	75-76-70-70	291	32,500.00
T24	Peter Hanson	66-71-73-69	279	62,250.00	T62	Hennie Otto	76-73-71-71	291	32,500.00
T24	Scott Hend	70-74-67-68	279	62,250.00	T62	Danny Willett	74-73-71-73	291	32,500.00
T24	WC Liang	72-73-66-68	279	62,250.00	T65	Alvaro Quiros	72-76-68-76	292	31,000.00
T24	Justin Rose	72-70-67-70	279	62,250.00	T65	Richie Ramsay	78-71-72-71	292	31,000.00
T28	Thomas Aiken	68-73-69-70	280	57,500.00	T65	Kyle Stanley	79-70-74-69	292	31,000.00
T28	Gonzalo Fdez-Castano	71-67-69-73	280	57,500.00	68	Jbe' Kruger	83-72-71-67	293	30,000.00
T28	John Senden	72-70-70-68	280	57,500.00	T69	Kenichi Kuboya	77-83-66-69	295	29,000.00
T28	Bernd Wiesberger	72-72-68-68	280	57,500.00	T69	David Lynn	76-69-73-77	295	29,000.00
32	Shane Lowry	66-68-72-75	281	55,000.00	T69	Toshinori Muto	74-71-76-74	295	29,000.00
33	Bubba Watson	66-72-69-75	282	54,000.00	T72	Yuta Ikeda	70-70-82-75	297	27,500.00
T34	Ik-Je Jang	68-71-72-72	283	52,500.00	T72	David Lipsky	78-74-69-76	297	27,500.00
T34	Tadahiro Takayama	73-69-70-71	283	52,500.00	T72	Robert Rock	78-70-76-73	297	27,500.00
T36	Paul Lawrie	69-71-72-72	284	50,000.00	75	Johnson Wagner	75-74-73-76	298	26,500.00
T36	Joost Luiten	72-72-68-72	284	50,000.00	76	Siddikur Rahman	77-76-76-72	301	26,000.00
T36	A-Shun Wu	68-70-71-75	284	50,000.00	77	Mu Hu	79-74-79-75	307	25,500.00
T39	Dustin Johnson	67-68-84-66	285	47,000.00					

# 2011 HSBC Champions

**Sheshan International Golf Club; Shanghai, China**  
**October 31-November 6, 2011**

**Purse: \$7,000,000**

**Par/Yards: 36-36—72/7,266**

First Round		Second Round		Third Round	
Keegan Bradley	65 (-7)	Fredrik Jacobson	133 (-11)	Fredrik Jacobson	200 (-16)
Fredrik Jacobson	67 (-5)	Louis Oosthuizen	134 (-10)	Louis Oosthuizen	202 (-14)
Alexander Noren	67 (-5)	Adam Scott	134 (-10)	Adam Scott	203 (-13)
Bo Van Pelt	67 (-5)	Keegan Bradley	135 (-9)	Rory McIlroy	204 (-12)
K.J. Choi	68 (-4)	Paul Casey	136 (-8)	Lee Westwood	204 (-12)
Thongchai Jaidee	68 (-4)	Bo Van Pelt	136 (-8)	<b>Martin Kaymer</b>	<b>205 (-11)</b>
Justin Rose	68 (-4)	<b>Martin Kaymer</b>	<b>137 (-7)</b>		
David Toms	68 (-4)				
<b>Martin Kaymer</b>	<b>69 (-3)</b>				

**CUT:** No cut. All 78 professionals completed 72 holes.



**WEATHER:** Thursday: Mostly cloudy, with the high reaching 68. Winds variable at 5-10 mph. Friday: Mostly cloudy and humid, with the high reaching 68. There was light rain for approximately 90 minutes midway through the round. Lift, clean and place rules in effect. Winds variable at 6-12 mph. Saturday: Mostly cloudy and warmer, with the high reaching 71. Winds variable at 5-10 mph. Sunday: Mostly cloudy and cooler, with the high reaching 69. Winds NNE at 12-18 mph shifting to NE at 10-18 in the afternoon.

**Winner: Martin Kaymer 69-68-68-63 268 \$1,200,000.00**

1	Martin Kaymer	69-68-68-63	268	\$1,200,000.00	T38	Miguel A. Jimenez	72-68-68-77	285	\$47,500.00
2	Fredrik Jacobson	67-66-67-71	271	675,000.00	T38	Chinnarat Phadungsil	71-69-74-71	285	47,500.00
3	Graeme McDowell	69-69-67-67	272	430,000.00	T42	Stuart Appleby	77-70-71-69	287	43,500.00
T4	Paul Casey	70-66-70-67	273	258,333.33	T42	Thomas Bjorn	72-71-71-73	287	43,500.00
T4	Rory McIlroy	70-69-65-69	273	258,333.33	T42	Bill Haas	74-69-68-76	287	43,500.00
T4	Charl Schwartzel	70-69-69-65	273	258,333.33	T42	Scott Stallings	70-74-72-71	287	43,500.00
T7	Hunter Mahan	71-67-69-67	274	155,000.00	T46	Ben Crane	75-71-74-68	288	40,500.00
T7	Louis Oosthuizen	71-63-68-72	274	155,000.00	T46	Hiroyuki Fujita	74-71-70-73	288	40,500.00
T7	Justin Rose	68-70-70-66	274	155,000.00	T46	Keith Horne	71-70-73-74	288	40,500.00
10	Jhonattan Vegas	69-73-65-68	275	125,000.00	T49	Jung-gon Hwang	72-72-70-75	289	38,000.00
T11	Adam Scott	69-65-69-73	276	110,000.00	T49	Kyung-tae Kim	73-77-71-68	289	38,000.00
T11	Bo Van Pelt	67-69-70-70	276	110,000.00	T49	Paul Lawrie	72-71-72-74	289	38,000.00
T13	Ian Poulter	70-68-69-71	278	90,000.00	T49	Alexander Noren	67-75-70-77	289	38,000.00
T13	Lee Westwood	69-68-67-74	278	90,000.00	T49	Alvaro Quiros	72-67-71-79	289	38,000.00
T13	Xin-jun Zhang	74-68-64-72	278	90,000.00	T49	Siddikur Rahman	75-73-67-74	289	38,000.00
T16	Keegan Bradley	65-70-72-72	279	79,333.33	T49	Ashun Wu	72-69-70-78	289	38,000.00
T16	K.J. Choi	68-70-72-69	279	79,333.33	T56	Robert Karlsson	74-75-68-73	290	35,500.00
T16	Simon Dyson	69-69-70-71	279	79,333.33	T56	Geoff Ogilvy	75-69-69-77	290	35,500.00
19	John Senden	72-68-70-70	280	75,000.00	T56	Mark Wilson	71-73-77-69	290	35,500.00
T20	Nicolas Colsaerts	74-69-68-70	281	71,000.00	T59	Tetsuji Hiratsuka	72-70-72-77	291	34,000.00
T20	Lucas Glover	76-68-71-66	281	71,000.00	T59	Michio Matsumura	74-71-71-75	291	34,000.00
T20	Pablo Larrazabal	70-69-70-72	281	71,000.00	T59	David Toms	68-76-71-76	291	34,000.00
T23	Aaron Baddeley	69-68-73-72	282	62,500.00	T62	Jim Furyk	78-68-73-73	292	32,500.00
T23	Jonathan Byrd	71-68-70-73	282	62,500.00	T62	Michael Hoey	76-70-74-72	292	32,500.00
T23	Anders Hansen	71-69-70-72	282	62,500.00	T62	WC Liang	72-73-71-76	292	32,500.00
T23	Jbe' Kruger	70-70-68-74	282	62,500.00	65	S.S.P. Chowrasia	73-74-73-73	293	31,500.00
T23	Francesco Molinari	70-70-71-71	282	62,500.00	T66	Kiradech Aphibarnrat	79-72-71-72	294	30,750.00
T23	Jeev Milkha Singh	72-73-69-68	282	62,500.00	T66	D.A. Points	73-71-73-77	294	30,750.00
T29	Harrison Frazar	70-75-64-74	283	56,500.00	68	Chez Reavie	70-75-68-82	295	30,000.00
T29	Yuta Ikeda	70-71-68-74	283	56,500.00	69	Matteo Manassero	82-71-70-73	296	29,500.00
T29	Thongchai Jaidee	68-69-72-74	283	56,500.00	70	Thomas Aiken	76-75-69-77	297	29,000.00
T29	Rory Sabbatini	69-71-71-72	283	56,500.00	71	David Gleeson	71-70-76-81	298	28,500.00
T33	Ernie Els	75-69-72-68	284	52,000.00	T72	Alistair Presnell	75-75-73-76	299	27,750.00
T33	Peter Hanson	69-73-71-71	284	52,000.00	T72	Chan Yih-shin	75-74-76-74	299	27,750.00
T33	Robert Rock	70-70-71-73	284	52,000.00	74	Hao Yuan	72-78-74-76	300	27,000.00
T33	Lee Slattery	76-71-68-69	284	52,000.00	75	Pablo Martin	76-71-74-80	301	26,500.00
T33	Nick Watney	71-75-71-67	284	52,000.00	76	Tom Lewis	78-71-72-83	304	26,000.00
T38	Darren Clarke	73-76-67-69	285	47,500.00	77	Adam Bland	75-76-81-80	312	25,500.00
T38	Jim Herman	74-70-73-68	285	47,500.00	W/D	Bobby Gates	75-68-69	212	

# 2010 HSBC Champions

**Sheshan International Golf Club; Shanghai, China**  
**November 4-7, 2010**

**Purse: \$7,000,000**

**Par/Yards: 36-36—72/7,266**

LEADERS	First Round	Second Round	Third Round
	Francesco Molinari..... 65 (-7)	Francesco Molinari..... 135 (-9)	Francesco Molinari..... 202 (-14)
	Lee Westwood..... 66 (-6)	Lee Westwood..... 136 (-8)	Lee Westwood..... 203 (-13)
	Yuta Ikeda..... 67 (-5)	Ernie Els..... 137 (-7)	Luke Donald..... 206 (-10)
	Seung-yul Noh..... 67 (-5)	Richie Ramsay..... 137 (-7)	Ernie Els..... 208 (-8)
	Henrik Stenson..... 67 (-5)	Jaco Van Zyl..... 137 (-7)	Ross Fisher..... 208 (-8)
	Luke Donald..... 68 (-4)	Luke Donald..... 138 (-6)	Richie Ramsay..... 208 (-8)
	Pablo Martin..... 68 (-4)	Ross Fisher..... 139 (-5)	Jaco van Zyl..... 209 (-7/8)
	Tiger Woods..... 68 (-4)	Seung yul Noh..... 139 (-5)	

**CUT:** No cut. 77 of 78 professionals completed 72 holes.



**WEATHER:** Thursday: Partly cloudy with a high of 79 degrees. S winds 6-12 mph. Friday: Partly cloudy and cool in the morning, with a high temperature in the lower 80s. Light, variable winds. Saturday: Hazy sunshine and cool, with a high temperature of 79 degrees and calm winds. Sunday: Due to morning fog, the start of the final round was delayed 75 minutes from 8:35 a.m. until 9:50 a.m. Afternoon temperatures reached into the low 80s, under hazy skies with calm winds.

**Winner: Francesco Molinari 65-70-67-67 269 \$1,200,000.00**

Francesco Molinari	1	65-70-67-67	269	\$1,200,000.00	Carl Pettersson	T39	71-73-71-73	288	\$47,500.00
Lee Westwood	2	66-70-67-67	270	675,000.00	Ryo Ishikawa	T41	72-71-71-75	289	44,000.00
Luke Donald	T3	68-70-68-73	279	372,500.00	Miguel A. Jimenez	T41	72-70-75-72	289	44,000.00
Richie Ramsay	T3	69-68-71-71	279	372,500.00	Kyung-tae Kim	T41	72-69-75-73	289	44,000.00
Rory McIlroy	5	71-71-71-67	280	250,000.00	Phil Mickelson	T41	69-71-76-73	289	44,000.00
Fredrik Andersson Hed	T6	69-71-71-70	281	145,714.29	Edoardo Molinari	T41	72-71-76-70	289	44,000.00
Paul Casey	T6	73-71-67-70	281	145,714.29	Hiroyuki Fujita	T46	75-75-70-70	290	40,750.00
Ernie Els	T6	72-65-71-73	281	145,714.29	Ryan Palmer	T46	69-72-74-75	290	40,750.00
Retief Goosen	T6	70-74-69-68	281	145,714.29	Arjun Atwal	T48	73-71-73-74	291	39,500.00
Richard Green	T6	72-68-73-68	281	145,714.29	David Horsey	T48	71-74-74-72	291	39,500.00
Peter Hanson	T6	73-69-70-69	281	145,714.29	Heath Slocum	T48	71-72-78-70	291	39,500.00
Tiger Woods	T6	68-72-73-68	281	145,714.29	Camilo Villegas	T51	75-70-78-69	292	38,250.00
Ian Poulter	T13	70-70-73-69	282	90,000.00	Y.E. Yang	T51	69-74-73-76	292	38,250.00
Henrik Stenson	T13	67-74-72-69	282	90,000.00	Jason Bohn	T53	72-75-72-74	293	36,500.00
Jaco Van Zyl	T13	71-66-72-73	282	90,000.00	Rhys Davies	T53	76-70-72-75	293	36,500.00
Ross Fisher	T16	69-70-69-75	283	77,200.00	Andrew Dodt	T53	73-68-80-72	293	36,500.00
Padraig Harrington	T16	70-70-70-73	283	77,200.00	Matteo Manassero	T53	71-70-81-71	293	36,500.00
Pablo Martin	T16	68-73-71-71	283	77,200.00	Alvaro Quiros	T53	74-78-70-71	293	36,500.00
Seung-yul Noh	T16	67-72-71-73	283	77,200.00	Michael Sim	T58	72-79-74-69	294	34,750.00
Charl Schwartzel	T16	74-70-67-72	283	77,200.00	Shunsuke Sonoda	T58	72-77-78-67	294	34,750.00
Robert Allenby	T21	72-68-72-72	284	68,000.00	Tetsuji Hiratsuka	T60	71-71-80-73	295	33,500.00
Bill Haas	T21	72-71-72-69	284	68,000.00	Michio Matsumura	T60	71-74-75-75	295	33,500.00
Hunter Mahan	T21	70-73-71-70	284	68,000.00	Thaworn Wiratchant	T60	75-76-73-71	295	33,500.00
Nick Watney	T21	72-68-74-70	284	68,000.00	Marcus Fraser	T63	72-76-73-76	297	31,750.00
Tim Clark	T25	72-70-70-73	285	60,200.00	Anders Hansen	T63	71-74-79-73	297	31,750.00
Rickie Fowler	T25	71-74-72-68	285	60,200.00	Alistair Presnell	T63	74-75-74-74	297	31,750.00
Brendan Jones	T25	76-72-69-68	285	60,200.00	Liang Wen-Chong	T63	79-73-76-69	297	31,750.00
Anthony Kim	T25	73-72-70-70	285	60,200.00	Pariya Junhasavasdikul	T67	74-80-72-72	298	30,250.00
Adam Scott	T25	69-73-73-70	285	60,200.00	Danny Willett	T67	77-69-75-77	298	30,250.00
K.J. Choi	T30	72-71-71-72	286	55,500.00	Stuart Appleby	T69	72-73-74-80	299	29,000.00
Ben Crane	T30	71-71-74-70	286	55,500.00	Simon Khan	T69	76-73-76-74	299	29,000.00
Yuta Ikeda	T30	67-75-76-68	286	55,500.00	Bill Lunde	T69	78-72-79-70	299	29,000.00
Martin Kaymer	T30	72-69-74-71	286	55,500.00	Wu Kang-chun	T72	75-77-75-74	301	27,750.00
Darren Fichardt	T34	73-72-70-72	287	51,000.00	Louis Oosthuizen	T72	69-80-80-72	301	27,750.00
Richard S. Johnson	T34	70-70-77-70	287	51,000.00	Kiradech Aphibarnrat	74	78-75-73-77	303	27,000.00
Robert Karlsson	T34	71-73-73-70	287	51,000.00	Chao Li	75	79-79-75-71	304	26,500.00
Graeme McDowell	T34	74-71-73-69	287	51,000.00	Mardan Mamat	76	75-76-75-80	306	26,000.00
Katsumasa Miyamoto	T34	69-75-77-66	287	51,000.00	Hao Yuan	77	79-75-79-75	308	25,500.00
Gregory Bourdy	T39	73-74-73-68	288	47,500.00					



# 2009 HSBC Champions

**Sheshan International Golf Club; Shanghai, China**  
**November 5-8, 2009**

**Purse: \$7,000,000**

**Par/Yards: 36-36—72/7,199**

LEADERS	First Round	Second Round	Third Round
Nick Watney	64 (-8)	Nick Watney	<b>Phil Mickelson</b> ..... <b>202 (-14)</b>
Martin Kaymer	66 (-6)	Tiger Woods	Tiger Woods
Ryan Moore	66 (-6)	Ryan Moore	Nick Watney
Shane Lowry	66 (-6)	Alvaro Quiros	Ryan Moore
Paul Casey	67 (-5)	<b>Phil Mickelson</b> ..... <b>135 (-9)</b>	Lee Westwood
Tiger Woods	67 (-5)	Anthony Kim	Jyoti Randhawa
Anthony Kim	67 (-5)		Anthony Kim
Lin Wen-tang	67 (-5)		
<b>Phil Mickelson</b>	<b>69 (T13)</b>		



**CUT:** There was no cut. 77 of 78 professionals completed 72 holes.

**WEATHER:** Thursday: Sunny and warm, with a high of 73 degrees. S winds 6-12 mph. Friday: Mostly sunny and unseasonably warm. High of 81 with SW winds 10-15 mph. Saturday: Hazy sunshine and muggy. High of 79. Winds S 10-15 mph. Sunday: Mostly sunny and warm with a high of 83. Winds SW 6-12 mph.

**Winner: Phil Mickelson 69-66-67-69 271 \$1,200,000.00**

Phil Mickelson	1	69-66-67-69	271	\$1,200,000.00	Jason Dufner	T40	69-71-73-74	287	\$45,000.00
Ernie Els	2	70-71-68-63	272	675,000.00	WC Liang	T40	73-73-73-68	287	45,000.00
Ryan Moore	3	66-69-70-68	273	430,000.00	Garth Mulroy	T40	69-72-76-70	287	45,000.00
Rory McIlroy	4	73-68-70-63	274	315,000.00	Rod Pampling	T40	69-72-75-71	287	45,000.00
Nick Watney	5	64-70-70-71	275	250,000.00	Henrik Stenson	T40	69-72-74-72	287	45,000.00
Martin Kaymer	T6	66-74-69-67	276	190,000.00	Greg Chalmers	T45	72-74-73-69	288	40,333.33
Tiger Woods	T6	67-67-70-72	276	190,000.00	Gonzalo Fdez-Castano	T45	73-73-72-70	288	40,333.33
Alvaro Quiros	T8	69-66-76-66	277	147,500.00	Ricardo Gonzalez	T45	74-71-70-73	288	40,333.33
Lee Westwood	T8	70-71-65-71	277	147,500.00	Ian Poulter	T45	72-69-79-68	288	40,333.33
Retief Goosen	T10	71-71-68-68	278	99,571.43	Rory Sabbatini	T45	74-68-76-70	288	40,333.33
Anthony Kim	T10	67-69-72-70	278	99,571.43	Oliver Wilson	T45	71-72-73-72	288	40,333.33
Soren Kjeldsen	T10	69-72-71-66	278	99,571.43	Stewart Cink	T51	71-74-75-69	289	38,000.00
Daisuke Maruyama	T10	72-69-74-63	278	99,571.43	Yuta Ikeda	T51	73-73-71-72	289	38,000.00
Francesco Molinari	T10	73-67-70-68	278	99,571.43	Prayad Marksaeng	T51	81-69-70-69	289	38,000.00
Geoff Ogilvy	T10	72-74-65-67	278	99,571.43	Christian Cevaer	T54	73-77-71-69	290	36,500.00
Pat Perez	T10	68-69-75-66	278	99,571.43	Jerry Kelly	T54	71-75-74-70	290	36,500.00
Ryo Ishikawa	T17	72-67-70-70	279	78,000.00	Martin Laird	T54	72-74-73-71	290	36,500.00
Koumei Oda	T17	70-69-72-68	279	78,000.00	Michael Jonzon	T57	72-74-73-72	291	35,000.00
Thongchai Jaidee	T19	71-69-70-70	280	72,000.00	Thomas Levet	T57	77-77-72-65	291	35,000.00
Matt Kuchar	T19	68-72-72-68	280	72,000.00	Steve Marino	T57	77-70-74-70	291	35,000.00
Alexander Noren	T19	70-71-71-68	280	72,000.00	Chih-Bing Lam	T60	71-74-75-72	292	33,750.00
Jyoti Randhawa	T19	68-70-70-72	280	72,000.00	Richard Sterne	T60	74-73-72-73	292	33,750.00
Robert Allenby	T23	73-69-70-69	281	66,000.00	Nathan Green	T62	79-77-72-65	293	32,750.00
Sergio Garcia	T23	75-70-69-67	281	66,000.00	Sean O'Hair	T62	74-71-76-72	293	32,750.00
Brian Gay	T25	69-69-72-72	282	61,333.33	Jeppe Huldahl	T64	76-72-73-73	294	31,750.00
Padraig Harrington	T25	74-69-72-67	282	61,333.33	Mark Murless	T64	71-76-79-68	294	31,750.00
Camilo Villegas	T25	70-69-73-70	282	61,333.33	Danny Lee	T66	74-71-76-74	295	30,750.00
Simon Dyson	T28	72-69-72-70	283	58,000.00	Lian-Wei Zhang	T66	73-70-80-72	295	30,750.00
Ross Fisher	T28	70-70-72-71	283	58,000.00	Thomas Aiken	T68	74-78-73-71	296	29,750.00
Shane Lowry	T28	66-74-71-72	283	58,000.00	Anthony Kang	T68	75-76-76-69	296	29,750.00
Mark Brown	T31	71-74-71-68	284	55,500.00	Peter Hedblom	T70	77-71-76-74	298	28,500.00
Peter Hanson	T31	72-72-75-65	284	55,500.00	Daniel Alfredo Vancsik	T70	74-74-74-76	298	28,500.00
Shingo Katayama	T33	75-68-77-65	285	51,000.00	Ashun Wu	T70	74-71-83-70	298	28,500.00
James Kingston	T33	70-70-75-70	285	51,000.00	Jean Hugo	73	78-76-74-71	299	27,500.00
Wen-Tang Lin	T33	67-72-70-76	285	51,000.00	Gaganjeet Bhullar	T74	74-76-76-74	300	26,500.00
Chapchai Nirat	T33	71-74-70-70	285	51,000.00	Nick Dougherty	T74	68-80-76-76	300	26,500.00
Jeev M. Singh	T33	73-72-70-70	285	51,000.00	C Muniyappa	T74	74-69-78-79	300	26,500.00
Scott Strange	T33	71-72-74-68	285	51,000.00	Wei-Huang Wu	77	74-78-75-74	301	25,500.00
Y.E. Yang	T33	72-71-75-67	285	51,000.00					

# TPC Blue Monster at Doral

Fans gather at the first tee at Trump National Doral



# 1962 Doral Country Club Open Invitational

**Doral Country Club (Blue), Miami, FL**  
**Par: 36-36-72      Yards: 7,065**

**Purse: \$50,000**  
**March 22-25, 1962**

**LEADERS: First Round**—Bobby Nichols and Jack Nicklaus opened with 69s, one stroke ahead of six players. **Second Round**—Billy Casper shot a 67, leaving him at 137 to take a two-stroke lead over Bob Goalby. Tommy Bolt and Arnold Palmer were five strokes behind. **Third Round**—Paul Bondeson and Bob Goalby shared the lead at 5-under 211, one stroke ahead of Billy Casper and Jack Nicklaus.



**CUT:** 66 professionals and 2 amateurs at 9-over 153. Note: All amateurs (10) played on the weekend.

**Winner: Billy Casper      70-67-75-71      283 (5-under)      \$9,000.00**

Paul Bondeson .....	2	71-73-67-73	284	\$4,600	Rex Baxter .....	T32	75-68-76-77	296	\$182
Jack Nicklaus .....	3	69-74-69-73	285	3,000	Bo Wininger .....	T32	74-74-70-78	296	182
Ben Hogan .....	T4	74-72-71-69	286	2,450	Bill Collins .....	T41	77-72-74-74	297	111
Ted Kroll .....	T4	72-72-70-72	286	2,450	Paul Harney .....	T41	75-76-72-74	297	111
Bob Goalby .....	6	70-69-72-76	287	2,100	Dave Marr .....	T41	76-74-75-72	297	111
Bobby Nichols .....	7	69-77-72-71	289	1,900	Bob McCallister .....	T41	74-73-77-73	297	111
Dave Ragan .....	8	74-71-69-76	290	1,700	John Barnum .....	T41	73-74-74-76	297	111
Jon Gustin .....	T9	74-71-76-70	291	1,550	Pete Cooper .....	T41	74-74-75-74	297	111
Bud Sullivan .....	T9	72-73-77-69	291	1,550	Angel Miguel .....	T41	77-70-76-74	297	111
Jim Ferree .....	T11	72-72-74-74	292	1,230	Jay Hebert .....	T48	73-74-78-73	298	47
Lionel Hebert .....	T11	78-71-74-69	292	1,230	Don January .....	T48	75-75-73-75	298	47
Cary Middlecoff .....	T11	73-75-73-71	292	1,230	Howie Johnson .....	T48	75-74-75-74	298	47
Arnold Palmer .....	T11	70-72-73-77	292	1,230	Sam Snead .....	T48	71-74-80-73	298	47
Gary Player .....	T11	76-70-72-74	292	1,230	Bob Verwey .....	T48	71-77-74-76	298	47
Tommy Bolt .....	T16	71-71-73-78	293	950	Tony Lema .....	T48	82-71-72-73	298	47
Harold Henning .....	T16	77-72-71-73	293	950	Pete Mazur .....	T48	71-74-77-76	298	47
Frank Boynton .....	T16	74-72-72-75	293	950	Gardner Dickinson .....	T55	73-75-72-79	299	
Frank Stranahan .....	T16	75-72-71-75	293	950	Don Fairfield .....	T55	76-73-73-77	299	
Jack McGowan .....	T16	72-74-75-72	293	950	Bruce Crampton .....	T57	75-70-74-81	300	
Tommy Aaron .....	T21	72-76-71-75	294	675	Gene Littler .....	T57	74-75-72-79	300	
Julius Boros .....	T21	72-75-74-73	294	675	Moon Mullins .....	T57	75-73-76-76	300	
Ed Furgol .....	T21	73-75-74-72	294	675	Bob Goetz .....	T60	74-76-74-77	301	
Tommy Jacobs .....	T21	70-74-74-76	294	675	Mike Krak .....	T60	73-76-76-76	301	
Art Wall .....	T21	74-73-75-72	294	675	Jacky Cupit .....	T62	75-77-72-78	302	
Jim Ferrier .....	T21	73-73-77-71	294	675	Gene Borek .....	T62	74-78-72-78	302	
George Bayer .....	T27	77-72-75-71	295	400	Sam Carmichael .....	T62	75-70-79-78	302	
Billy Maxwell .....	T27	74-74-73-74	295	400	Jay Dolan .....	65	76-72-74-82	304	
Larry Mowry .....	T27	75-72-70-78	295	400	Bob Galloway .....	T66	75-80-74-76	305	
Jimmy Powell .....	T27	70-76-76-73	295	400	Leo Biagetti .....	T66	74-74-76-81	305	
Mason Rudolph .....	T27	70-75-75-75	295	400	Roger Ginsberg .....	T68	80-79-73-74	306	
Jerry Barber .....	T32	74-72-76-74	296	182	Sid Scott .....	T68	76-73-76-81	306	
Dow Finsterwald .....	T32	75-75-72-74	296	182	Al Kelley .....	T70	77-79-77-78	311	
Doug Ford .....	T32	75-78-71-72	296	182	Ed Justa .....	T70	79-78-76-78	311	
Dave Hill .....	T32	77-74-74-71	296	182	Gene Andrews .....	72	79-77-76-83	315	
Tom Nieporte .....	T32	72-74-78-72	296	182	Joseph Taylor .....	73	79-81-84-78	322	
Phil Rodgers .....	T32	71-73-75-77	296	182	Robert Ornitz .....	74	80-80-83-81	324	
Mike Souchak .....	T32	73-74-73-76	296	182	Leo Fenster .....	75	85-82-83-86	336	



# 1963 Doral Country Club Open Invitational

**Doral Country Club (Blue), Miami, FL**  
**Par: 36-36-72**      **Yards: 7,065**

**Purse: \$50,000**  
**March 21-24, 1963**

**LEADERS: First Round**—Paul Harney fired a 4-under 68 to take a one-stroke lead over Glenn Stuart. Six players were two back  
**Second Round**—Harney and Sam Snead were both at 4-under 140, one stroke ahead of Gene Littler. Ted Kroll and Arnold Palmer were two back. **Third Round**—Harney, Snead and Dan Sikes were tied at 3-under 213, one stroke ahead of Littler. Al Balding was three strokes back.



**CUT:** 79 professionals at 7-over 151.

**Winner: Dan Sikes      76-70-67-70      283 (5-under)      \$9,000.00**

Sam Snead.....	2	71-69-73-71	284	\$4,600	Jim Ferree.....	T41	72-74-76-77	299	\$112
Tony Lema.....	3	75-72-70-69	286	3,000	Cary Middlecoff.....	T41	75-74-78-72	299	112
Al Balding.....	T4	74-72-70-71	287	2,333	Ed Rubis.....	T41	75-76-74-74	299	112
Paul Harney.....	T4	68-72-73-74	287	2,333	Jack Rule.....	T41	72-76-73-78	299	112
Dave Ragan.....	T4	75-72-70-70	287	2,333	Miller Barber.....	T45	71-75-75-79	300	94
Billy Casper.....	T7	73-71-76-70	290	1,800	Ed Oldfield, Jr.....	T45	75-71-78-76	300	94
Arnold Palmer.....	T7	71-71-75-73	290	1,800	Bob Duden.....	T45	75-74-73-78	300	94
Jacky Cupit.....	T9	74-72-71-74	291	1,400	Dick Hart.....	T45	76-73-76-75	300	94
Gene Littler.....	T9	70-71-73-77	291	1,400	Frank Wharton.....	T45	72-75-76-77	300	94
Jack Nicklaus.....	T9	73-73-72-73	291	1,400	Jack Burke, Jr.....	T45	71-78-73-78	300	94
Art Wall.....	T9	73-74-70-74	291	1,400	Don Essig.....	T45	76-72-73-79	300	94
Jim Wright.....	T9	77-72-71-71	291	1,400	Joe Carr.....	T52	70-75-79-77	301	
Bobby Nichols.....	T14	76-72-72-72	292	1,125	Mike Fetchick.....	T52	76-74-72-79	301	
Phil Rodgers.....	T14	71-73-73-75	292	1,125	Raymond Floyd.....	T52	74-76-71-80	301	
Gary Player.....	16	71-74-75-73	293	1,050	Doug Ford.....	T52	75-75-77-74	301	
Dow Finsterwald.....	T17	75-72-75-72	294	925	Bob Goalby.....	T52	78-73-74-76	301	
J.C. Goosie.....	T17	74-71-75-74	294	925	Bob Harrison.....	T52	75-73-80-73	301	
Mason Rudolph.....	T17	74-72-75-73	294	925	Rod Funseth.....	T58	70-78-74-80	302	
Chick Herbert.....	T17	71-73-75-75	294	925	Bob Nodus.....	T58	80-71-74-77	302	
Jay Hebert.....	T21	80-71-73-71	295	750	Dale Douglass.....	T60	75-76-77-75	303	
Don January.....	T21	77-71-73-74	295	750	Gordon Jones.....	T60	74-77-76-76	303	
Ted Kroll.....	T21	70-72-78-75	295	750	Mike Souchak.....	T60	78-72-75-78	303	
Bruce Crampton.....	T24	70-75-79-72	296	550	Glenn Stuart.....	T60	69-78-79-77	303	
Terry Dill.....	T24	74-72-75-75	296	550	George Knudson.....	T64	74-76-75-79	304	
Al Geiberger.....	T24	70-77-73-76	296	550	Roger Ginsberg.....	T64	82-69-74-79	304	
Don Massengale.....	T24	71-74-77-74	296	550	Joe Lopez, Sr.....	T64	75-75-78-76	304	
Rex Baxter.....	T24	71-77-73-75	296	550	Lionel Hebert.....	T67	73-75-75-82	305	
Butch Baird.....	T29	74-71-74-78	297	252	Frank Boynton.....	T67	73-75-76-81	305	
George Bayer.....	T29	73-73-76-75	297	252	Billy Farrell.....	T67	74-76-77-78	305	
Frank Beard.....	T29	71-74-78-74	297	252	Bob Shave, Jr.....	T67	77-71-80-77	305	
Bob Charles.....	T29	75-75-71-76	297	252	Gay Brewer.....	T71	74-76-76-81	307	
Don Fairfield.....	T29	74-72-78-73	297	252	Don Bisplinghoff.....	T71	72-73-78-84	307	
Billy Maxwell.....	T29	73-74-74-76	297	252	Bill Graham.....	T71	76-74-81-76	307	
Dick Mayer.....	T29	73-75-75-74	297	252	Jerry Edwards.....	T74	73-73-84-78	308	
Johnny Pott.....	T29	80-71-74-72	297	252	Jimmy Demaret.....	T74	74-76-79-79	308	
John Barnum.....	T29	75-76-74-72	297	252	Jerry Steelsmith.....	T76	71-76-82-82	311	
Jerry Barber.....	T38	74-77-71-76	298	140	Gary Floan.....	T76	75-75-82-79	311	
Ed Furgol.....	T38	73-74-76-75	298	140	Jay Dolan.....	78	74-74-80-84	312	
Dave Marr.....	T38	74-75-78-71	298	140	Bob Robinson.....	79	76-75-87-80	318	

# 1964 Doral Open Invitational

**Doral Country Club (Blue), Miami, FL**  
**Par: 36-36-72      Yards: 7,065**

**Purse: \$50,000**  
**March 19-22, 1964**

**LEADERS: First Round**—Sam Snead opened with a 4-under 68. Five players—Dave Hill, Joe Lopez, Bob Shave, Jr., Mike Souchak and Ken Venturi—were a stroke behind. **Second Round**—The trio of Rex Baxter, Jack Nicklaus and Shave were at 8-under 136, a stroke ahead of Snead. Lopez was two back. **Third Round**—Billy Casper shot a 5-under 67 to finish at 9-under 207, a stroke ahead of Baxter and two up on Nicklaus, Jack Rule and Shave.



**CUT:** 63 professionals at 4-over 148.

**Winner: Billy Casper      70-70-67-70      277 (11-under)      \$7,500.00**

Jack Nicklaus..... 2	70-66-73-69	278	\$4,000	Geoffrey Hunt..... T27	72-73-72-72	289	\$525
Rex Baxter..... 3	70-66-72-71	279	3,300	Bruce Crampton..... T34	71-72-75-72	290	370
Sam Snead..... T4	68-69-73-71	281	2,750	Jacky Cupit..... T34	72-72-74-72	290	370
Jack Rule..... T4	71-70-68-72	281	2,750	Mike Souchak..... T34	69-72-72-77	290	370
Jay Hebert..... T6	70-69-75-68	282	2,200	Dick Hart..... T34	70-75-74-71	290	370
Bob Shave, Jr..... T6	69-67-73-73	282	2,200	Frank Stranahan..... T34	73-72-75-70	290	370
Chick Harbert..... 8	72-73-69-69	283	1,800	Butch Baird..... T39	76-66-75-74	291	59
Frank Beard..... T9	75-69-67-73	284	1,500	George Bayer..... T39	74-72-73-72	291	59
Dave Marr..... T9	70-70-74-70	284	1,500	Dean Refram..... T39	74-72-72-73	291	59
Mason Rudolph..... T9	72-70-70-72	284	1,500	John Barnum..... T39	71-73-76-71	291	59
Lionel Hebert..... T12	70-70-74-71	285	1,200	Joe Campbell..... T39	73-74-73-71	291	59
Gary Player..... T12	73-71-70-71	285	1,200	Jay Dolan..... T39	71-73-71-76	291	59
Joe Lopez..... T12	69-69-72-75	285	1,200	Buster Cupit..... T39	73-75-70-73	291	59
Tommy Aaron..... T15	71-70-70-75	286	950	Claude King..... T39	73-71-75-72	291	59
Dow Finsterwald..... T15	72-72-71-71	286	950	Tommy Bolt..... T47	74-73-72-73	292	
Ken Venturi..... T15	69-73-71-73	286	950	Ed Furgol..... T47	71-72-75-74	292	
Julius Boros..... T18	73-74-71-69	287	793	Doug Sanders..... T47	76-68-75-73	292	
George Knudson..... T18	74-69-74-70	287	793	Terry Dill..... T50	74-70-76-73	293	
Billy Maxwell..... T18	75-72-70-70	287	793	Cary Middlecoff..... T50	73-72-75-73	293	
Arnold Palmer..... T18	72-72-73-70	287	793	Bert Weaver..... T50	72-72-76-73	293	
Al Balding..... T22	75-71-72-70	288	675	Al Besselink..... T53	75-67-75-77	294	
Dave Hill..... T22	69-72-72-75	288	675	Gay Brewer..... T53	73-73-72-76	294	
Pete Cooper..... T22	72-71-74-71	288	675	Bill Collins..... T53	77-71-70-76	294	
Bob Duden..... T22	73-73-69-73	288	675	Peter Butler..... T53	73-70-73-78	294	
Tony Grubb..... T22	71-76-69-72	288	675	Bob Watson..... T53	70-73-76-75	294	
Pete Brown..... T27	71-72-72-74	289	525	Terry Wilcox..... T53	74-72-71-77	294	
Bruce Devlin..... T27	72-71-73-73	289	525	Gibby Gilbert..... T59	73-70-75-77	295	
Tom Nieporte..... T27	70-74-75-70	289	525	Ed Rubis..... T59	71-76-72-76	295	
Dave Ragan..... T27	75-70-72-72	289	525	Dave Thomas..... T59	73-72-70-80	295	
Chi Chi Rodriguez..... T27	71-75-72-71	289	525	Bobby Nichols..... 62	75-73-72-76	296	
E.J. Harrison..... T27	73-72-71-73	289	525	Paul McGuire..... 63	74-74-72-77	297	

# 1965 Doral Open Invitational

**Doral Country Club (Blue), Miami, FL**  
**Par: 36-36-72**      **Yards: 7,065**

**Purse: \$50,000**  
**March 11-14, 1965**

**LEADERS: First Round**—Doug Sanders opened with a 7-under 65 and assumed a two-stroke lead over George Knudson and Jack McGowan. Six players were tied at 68. **Second Round**—Bruce Devlin fired a 67 and moved to 9-under 135. He led Sanders by one and Bob Shave, Jr. by two. **Third Round**—After a 2-under 70, Devlin, at 11-under, and increased his lead to two strokes over Sanders and four over Terry Dill and McGowan.



**CUT:** 73 professionals at 3-over 147.

**Winner: Doug Sanders    65-71-71-67    274 (14-under)    \$11,000.00**

Bruce Devlin.....	2	68-67-70-70	275	\$6,200	Joe Campbell.....	T35	73-72-74-71	290	\$425
Randy Glover.....	3	70-71-69-68	278	4,300	Dan Sikes.....	T35	71-73-71-75	290	425
Terry Dill.....	4	71-67-71-70	279	3,700	Lance Cooper.....	T35	70-77-73-70	290	425
Dave Marr.....	T5	68-71-71-72	282	2,750	Robert Zimmerman.....	T35	73-72-70-75	290	425
Fred Marti.....	T5	71-73-68-70	282	2,750	Rod Funseth.....	T35	69-73-73-75	290	425
Jack Nicklaus.....	T5	70-73-69-70	282	2,750	Rafe Botts.....	T42	71-73-72-75	291	287
Sam Snead.....	T5	73-68-71-70	282	2,750	Ken Still.....	T42	70-71-75-75	291	287
Lionel Hebert.....	9	70-73-68-72	283	2,200	Claude King.....	T42	73-74-71-73	291	287
Miller Barber.....	T10	69-77-68-70	284	1,750	Joe Lopez, Sr.....	T42	73-72-73-73	291	287
Gardner Dickinson.....	T10	70-72-72-70	284	1,750	Jerry Barber.....	T46	73-74-69-76	292	230
Jay Hebert.....	T10	70-69-72-73	284	1,750	Chick Harbert.....	T46	68-73-77-74	292	230
Dave Hill.....	T10	71-69-73-71	284	1,750	Stan Mosel.....	T46	72-70-74-76	292	230
Bert Yancey.....	T10	71-70-71-72	284	1,750	Gay Brewer.....	T49	73-69-72-79	293	102
Jack McGowan.....	T10	67-74-68-75	284	1,750	Mason Rudolph.....	T49	70-77-72-74	293	102
Phil Rodgers.....	T16	70-71-73-71	285	1,350	Dick Hendrickson.....	T49	70-73-74-76	293	102
Kermit Zarley.....	T16	71-70-72-72	285	1,350	Glenn Stuart.....	T49	72-74-69-78	293	102
Frank Beard.....	T18	76-69-69-72	286	1,030	Tom Shaw.....	T53	71-75-72-76	294	
Jim Ferree.....	T18	71-72-69-74	286	1,030	John H. Cook.....	T53	75-71-78-70	294	
Gary Player.....	T18	71-71-71-73	286	1,030	Jerry Steelsmith.....	T53	73-74-70-77	294	
Kel Nagle.....	T18	69-75-72-70	286	1,030	Bernard Hunt.....	T53	74-73-72-75	294	
Bob Shave, Jr.....	T18	68-69-73-76	286	1,030	Mike Souchak.....	T57	69-76-76-74	295	
Bobby Nichols.....	T23	69-75-69-74	287	750	Billy Farrell.....	T57	74-73-74-74	295	
Charles Sifford.....	T23	68-72-73-74	287	750	Joe Lopez.....	T57	69-74-79-73	295	
Dave Stockton.....	T23	74-68-71-74	287	750	Bob Johnson.....	T57	74-71-76-74	295	
Tom Weiskopf.....	T23	71-70-74-72	287	750	Bob Rosburg.....	T61	70-73-79-75	297	
Pete Cooper.....	T23	68-72-72-75	287	750	Bert Weaver.....	T61	74-71-79-73	297	
Jim Ferrier.....	T23	77-70-71-69	287	750	Tommy Aaron.....	T63	73-73-77-75	298	
Julius Boros.....	T29	72-74-70-72	288	587	Bob Goalby.....	T63	69-77-76-76	298	
Billy Casper.....	T29	72-73-73-70	288	587	Jerry Cooper.....	T63	74-73-74-77	298	
Charles Coody.....	T29	73-73-72-70	288	587	Pete Mazur.....	T63	74-72-77-75	298	
Billy Maxwell.....	T29	70-72-76-70	288	587	Dow Finsterwald.....	T67	73-74-75-77	299	
R.H. Sikes.....	T29	71-74-73-70	288	587	Dan Keefe.....	T67	70-76-76-77	299	
Harold Kneece.....	T29	70-74-75-69	288	587	Al Balding.....	T69	72-75-74-79	300	
Ed Furgol.....	T35	73-74-70-73	290	425	Chris Blocker.....	T69	72-75-80-73	300	
Roland Stafford.....	T35	74-70-74-72	290	425	Don Cherry.....	71	73-73-75-80	301	

# 1966 Doral Open Invitational

**Doral Country Club (Blue), Miami, FL**  
**Par: 36-36-72**      **Yards: 7,065**

**Purse: \$100,000**  
**March 10-13, 1966**

**LEADERS: First Round**—Kermit Zarley took the lead with a 7-under 65, that left him one stroke ahead of Jay Dolan and Tommy Jacobs. Gordon Jones, Jack McGowan and Johnny Pott were three behind. **Second Round**—Zarley remained one stroke ahead after an even-par 72 kept him at 7-under. Frank Beard, Dolan, Pott and Rodgers were all tied for second, a stroke back. **Third Round**—Dolan's 3-under 69 gave him a three-round total of 9-under 207, a stroke better than Rodgers and Zarley. Gardner Dickinson was two back.



**CUT:** 78 professionals at 8-over 152.

**Winner: Phil Rodgers    69-69-70-70    278 (10-under)    \$20,000.00**

Kermit Zarley..... T2	65-72-71-71	279	\$9,750	Steve Spray..... T36	72-74-73-71	290	\$495
Jay Dolan..... T2	66-72-69-72	279	9,750	Joe Campbell..... T36	74-74-70-72	290	495
Frank Beard..... T4	71-67-74-69	281	3,920	Rod Funseth..... T36	71-77-69-73	290	495
Raymond Floyd..... T4	75-68-71-67	281	3,920	Herman Barron..... T36	73-72-73-72	290	495
Arnold Palmer..... T4	69-70-71-71	281	3,920	Dow Finsterwald..... T43	72-73-74-72	291	320
Johnny Pott..... T4	68-70-74-69	281	3,920	Al Geiberger..... T43	75-71-71-74	291	320
Jack McGowan..... T4	68-72-73-68	281	3,920	Doug Sanders..... T43	74-74-70-73	291	320
Julius Boros..... T9	71-72-67-72	282	2,400	Charles Courtney..... T46	75-73-75-69	292	220
Gay Brewer..... T9	75-73-67-67	282	2,400	Lionel Hebert..... T46	75-68-77-72	292	220
Jacky Cupit..... T9	74-66-70-72	282	2,400	Tommy Jacobs..... T46	66-76-72-78	292	220
Bruce Devlin..... T9	73-68-69-72	282	2,400	Bill Ezinicki..... T46	70-75-76-71	292	220
Sam Snead..... T9	71-69-72-70	282	2,400	Buster Cupit..... T46	73-75-69-75	292	220
George Archer..... T14	72-67-75-69	283	1,850	Bob Goalby..... T51	71-76-73-73	293	
Jack Nicklaus..... T14	77-66-70-70	283	1,850	Don Massengale..... T51	71-72-77-73	293	
Tommy Aaron..... T16	71-74-72-67	284	1,600	Ken Still..... T51	69-73-76-75	293	
Richard Crawford..... T16	73-70-72-69	284	1,600	Dudley Wysong..... T51	72-76-71-74	293	
Gardner Dickinson..... T16	72-68-69-75	284	1,600	Chick Harbert..... T51	70-72-74-77	293	
Dave Marr..... T19	72-70-71-72	285	1,400	Randy Glover..... T56	72-76-70-76	294	
Dale Douglass..... T20	73-71-73-69	286	1,150	Charles Sifford..... T56	74-70-72-78	294	
R.H. Sikes..... T20	74-72-70-70	286	1,150	Pete Cooper..... T56	71-75-75-73	294	
Rex Baxter..... T20	71-71-72-72	286	1,150	Bob Verwey..... T59	75-72-73-75	295	
Dan Sikes..... T20	70-72-74-70	286	1,150	Tony Lema..... T59	74-74-71-76	295	
Gordon Jones..... T24	68-74-76-69	287	830	Neil Coles..... T61	76-71-79-70	296	
George Knudson..... T24	75-69-72-71	287	830	Charles Coody..... T62	74-72-74-77	297	
Bobby Nichols..... T24	71-69-75-72	287	830	John Barnum..... T62	74-73-75-75	297	
Mason Rudolph..... T24	73-72-72-70	287	830	Dan Keefe..... T62	73-75-71-78	297	
Ken Venturi..... T24	75-68-72-72	287	830	Duff Lawrence..... T62	72-72-82-71	297	
Jim Ferree..... T29	76-72-70-70	288	712	Tom Weiskopf..... T66	71-71-79-77	298	
Dave Hill..... T29	71-73-73-71	288	712	Bob Ross..... T66	74-73-74-77	298	
Bert Yancey..... T29	72-70-75-71	288	712	Ron Nicol..... T66	72-74-76-76	298	
Dave Marad..... T29	74-68-73-73	288	712	Dean Refram..... T69	73-74-75-77	299	
Bruce Crampton..... T33	74-71-69-75	289	625	Joe Moresco..... T69	71-73-77-78	299	
Dick Hart..... T33	70-73-72-74	289	625	Sam Carmichael..... T69	74-74-79-72	299	
Jack Rule..... T33	72-74-71-72	289	625	Victor Ghezzi..... T72	74-74-75-77	300	
George Bayer..... T36	72-75-70-73	290	495	Dub Pagan..... T72	72-76-78-74	300	
Billy Maxwell..... T36	72-76-70-72	290	495	Bob Charles..... T74	72-73-76-82	303	
Chi Chi Rodriguez..... T36	70-75-73-72	290	495	Steve Reid..... T75	73-75-78-84	310	

# 1967 Doral Open Invitational

**Doral Country Club (Blue), Miami, FL**  
**Par: 36-36-72 Yards: 7,065**

**Purse: \$100,000**  
**March 2-5, 1967**

**LEADERS: First Round**—Homero Blancas' 7-under 65 gave him a one-stroke advantage over Tommy Aaron and Joel Goldstrand. Arnold Palmer was two strokes behind. **Second Round**—Aaron tied Blancas atop the leaderboard, with the duo enjoying a one-stroke lead over seven players. **Third Round**—Aaron took sole possession of the lead with a 5-under 67. He led Harold Henning by one stroke and Jack Nicklaus and Doug Sanders by two.



**CUT:** 71 professionals at even-par 144.

**Winner: Doug Sanders 68-71-66-70 275 (13-under) \$20,000.00**

Art Wall.....	T2	71-67-69-69	276	\$9,750	Steve Oppermann.....	T36	70-73-68-73	284	\$550
Jack Nicklaus.....	4	68-71-66-72	277	5,000	Dale Douglass.....	T39	72-65-74-74	285	471
Tommy Aaron.....	T5	66-70-67-75	278	3,480	Jack Fleck.....	T39	70-71-71-73	285	471
George Archer.....	T5	68-71-71-68	278	3,480	R.H. Sikes.....	T39	69-72-72-72	285	471
Miller Barber.....	T5	69-70-67-72	278	3,480	Terry Dill.....	T42	73-70-72-71	286	340
Lionel Hebert.....	T5	72-68-69-69	278	3,480	Mason Rudolph.....	T42	70-71-73-72	286	340
Bobby Nichols.....	T5	70-70-67-71	278	3,480	Sam Snead.....	T42	70-73-72-71	286	340
Don January.....	T10	71-70-70-68	279	2,085	Joel Goldstrand.....	T42	66-71-76-73	286	340
Billy Maxwell.....	T10	70-69-68-72	279	2,085	George Bayer.....	T46	71-73-74-69	287	183
Arnold Palmer.....	T10	67-72-69-71	279	2,085	Frank Beard.....	T46	69-75-70-73	287	183
John Schlee.....	T10	73-70-69-67	279	2,085	Charles Courtney.....	T46	72-69-74-72	287	183
Dave Stockton.....	T10	73-67-68-71	279	2,085	Jerry Steelsmith.....	T46	71-72-69-75	287	183
Kermit Zarley.....	T10	71-66-71-71	279	2,085	Wilf Homenuik.....	T46	69-70-76-72	287	183
Dan Sikes.....	T10	73-68-67-71	279	2,085	John Lotz.....	T46	75-69-70-73	287	183
Charles Coody.....	T17	71-69-71-69	280	1,500	Gibby Gilbert.....	74	68-75-71-74	288	
Dave Hill.....	T17	73-68-70-69	280	1,500	Dave Marr.....	T52	72-72-70-74	288	
Bert Yancey.....	T17	70-67-74-69	280	1,500	Bill Sporre.....	T52	70-70-76-72	288	
Gay Brewer.....	T20	69-72-68-72	281	1,025	Bert Greene.....	T52	68-75-70-75	288	
Bruce Crampton.....	T20	70-70-70-71	281	1,025	Rod Funseth.....	T52	69-74-69-76	288	
Bruce Devlin.....	T20	71-72-68-70	281	1,025	Fred Marti.....	T57	70-69-73-77	289	
Babe Hiskey.....	T20	71-68-70-72	281	1,025	Frank Boynton.....	T57	71-73-74-71	289	
George Knudson.....	T20	71-73-68-69	281	1,025	Jay Dolan.....	T57	72-71-74-72	289	
Rex Baxter.....	T20	72-68-70-71	281	1,025	Chris Blocker.....	T57	73-69-72-75	289	
Billy Farrell.....	T20	70-67-69-75	281	1,025	Larry Mowry.....	T61	72-71-75-72	290	
Bob Goalby.....	27	68-73-71-70	282	800	Harold Kneece.....	T61	70-72-72-76	290	
Homero Blancas.....	T28	65-71-74-73	283	687	Dow Finsterwald.....	T63	73-68-72-78	291	
Julius Boros.....	T28	69-70-70-74	283	687	Jim Wiechers.....	T63	74-70-73-74	291	
Pete Brown.....	T28	69-70-71-73	283	687	Steve Bull.....	T63	71-72-74-74	291	
Dean Refram.....	T28	70-70-68-75	283	687	Wayne Yates.....	T63	71-71-75-74	291	
Tom Weiskopf.....	T28	68-76-67-72	283	687	Mike Souchak.....	67	72-71-71-78	292	
Dudley Wyson.....	T28	72-69-71-71	283	687	John Lively.....	T68	75-69-72-77	293	
Chick Harbert.....	T28	74-69-68-72	283	687	Bob Johnson.....	T68	73-71-72-77	293	
Jack McGowan.....	T28	71-70-70-72	283	687	Dave Ragan.....	70	73-70-78-73	294	
Bill Collins.....	T36	71-72-71-70	284	550	Al Johnston.....	71	71-72-78-76	297	
Jacky Cupit.....	T36	70-67-73-74	284	550					

# 1968 Doral Open Invitational

**Doral Country Club (Blue), Miami, FL**  
**Par: 36-36-72 Yards: 7,065**

**Purse: \$100,000**  
**March 7-10, 1968**

**LEADERS: First Round**—After a 7-under 65, Gardner Dickinson led Lionel Hebert and Howie Johnson by two strokes and Raymond Floyd, Dave Hill and Dave Stockton by two strokes. **Second Round**—Dickinson retained his lead, a one-stroke advantage, over Tom Weiskopf. Charles Coody and Johnson were two back. **Third Round**—Dickinson and Weiskopf were tied atop the leaderboard, three strokes ahead of Johnson. Fred Marti and Bert Yancey, a 8-under 208 was five strokes behind.



**CUT:** 78 professionals at 8-over 152.

**Winner: Gardner Dickinson 65-71-67-72 275 (13-under) \$20,000.00**

Tom Weiskopf.....	2	70-67-66-73	276	\$12,000	Dudley Wysong.....	T35	69-74-71-76	290	\$508
Bert Yancey.....	3	69-70-69-69	277	7,500	Terry Wilcox.....	T35	72-71-72-75	290	508
Miller Barber.....	T4	71-70-68-70	279	4,650	John Lotz.....	T35	71-73-70-76	290	508
Charles Coody.....	T4	69-69-72-69	279	4,650	Frank Boynton.....	T43	75-70-73-73	291	320
Dan Sikes.....	6	70-70-69-71	280	3,800	Tony Jacklin.....	T43	72-72-75-72	291	320
George Archer.....	T7	70-72-71-68	281	3,250	Jay Dolan.....	T43	70-74-71-76	291	320
Fred Marti.....	T7	70-70-68-73	281	3,250	Jim Colbert.....	72	70-73-77-72	292	183
Frank Beard.....	T9	70-71-71-70	282	2,700	Bruce Devlin.....	T46	73-70-76-73	292	183
Howie Johnson.....	T9	67-71-68-76	282	2,700	Gibby Gilbert.....	T46	71-73-76-72	292	183
Jack Montgomery.....	11	69-72-69-73	283	2,400	Pete Cooper.....	T46	78-68-71-75	292	183
Bob Murphy.....	T12	75-67-70-72	284	2,100	Sam Carmichael.....	T46	73-72-72-75	292	183
Bert Greene.....	T12	71-72-67-74	284	2,100	Dave Marad.....	T46	72-72-71-77	292	183
Dave Hill.....	T14	68-72-70-75	285	1,800	Marty Fleckman.....	T52	74-72-69-78	293	
Billy Maxwell.....	T14	71-73-70-71	285	1,800	Doug Ford.....	T52	74-71-75-73	293	
Jack McGowan.....	T14	72-71-72-70	285	1,800	Randy Glover.....	T52	72-72-79-70	293	
Don January.....	T17	69-71-71-75	286	1,450	R.H. Sikes.....	T52	70-76-72-75	293	
Bob McCallister.....	T17	76-69-70-71	286	1,450	Roland Stafford.....	T52	72-72-72-77	293	
Jack Nicklaus.....	T17	72-74-70-70	286	1,450	Dick Hart.....	T52	72-67-71-83	293	
Dave Stockton.....	T17	68-71-71-76	286	1,450	Steve Oppermann.....	T52	74-68-75-76	293	
Terry Dill.....	T21	75-68-71-73	287	1,050	Bob Goalby.....	T59	74-70-74-76	294	
Labron Harris.....	T21	70-71-76-70	287	1,050	Bob Rosburg.....	T59	74-72-75-73	294	
Darrell Hickok.....	T21	70-74-72-71	287	1,050	John Schlee.....	T59	71-68-76-79	294	
Roy Pace.....	T21	72-70-72-73	287	1,050	Steve Spray.....	T59	71-73-75-75	294	
Homero Blancas.....	T25	69-71-76-72	288	812	Lee Trevino.....	T59	72-74-73-75	294	
Gay Brewer.....	T25	74-70-71-73	288	812	Dave Eichelberger.....	T64	75-71-73-76	295	
Lionel Hebert.....	T25	67-75-72-74	288	812	Harold Henning.....	T64	73-73-70-79	295	
Dean Refram.....	T25	70-71-72-75	288	812	Bill Ezinicki.....	T64	71-75-73-76	295	
Tommy Aaron.....	T29	76-70-71-72	289	687	Joe Lopez, Sr.....	T64	71-71-76-77	295	
Dale Douglass.....	T29	72-72-71-74	289	687	Harold L. Rayborn.....	T64	71-75-72-77	295	
Dick Lotz.....	T29	70-74-72-73	289	687	Larry Wood.....	T64	74-71-75-75	295	
Charles Sifford.....	T29	73-72-71-73	289	687	Ron Cerrudo.....	T70	72-74-74-76	296	
Art Wall.....	T29	71-72-71-75	289	687	DeWitt Weaver.....	T70	73-72-75-76	296	
Jim Wright.....	T29	72-72-71-74	289	687	Rex Baxter.....	T70	71-74-74-77	296	
George Bayer.....	T35	73-72-74-71	290	508	Chick Harbert.....	T70	72-72-77-75	296	
Raymond Floyd.....	T35	68-76-74-72	290	508	Bob Verwey.....	74	77-69-73-78	297	
Tom Shaw.....	T35	73-71-71-75	290	508	Joe Lopez.....	75	74-71-78-75	298	
Mike Souchak.....	T35	74-70-70-76	290	508	Sam Harvey.....	76	73-72-76-79	300	
Jim Wiechers.....	T35	72-74-73-71	290	508	Bruce Crampton.....	77	74-72-77-78	301	

# 1969 Doral Open Invitational

**Doral Country Club (Blue), Miami, FL**  
**Par: 36-36-72 Yards: 7,065**

**Purse: \$150,000**  
**February 27-March 2, 1969**

**LEADERS: First Round**—Tom Shaw and Dan Sikes both fired 7-under 65s and took a one-stroke lead over Bruce Devlin. Tommy Aaron and Harold Henning were two back. **Second Round**—Shaw and Sikes remained in the lead, and they were joined by Aaron. The trio was at 9-under 135, a stroke ahead of Bill Collins. **Third Round**—Aaron and Shaw continued to battle as they were both tied at 10-under 206. A trio of players—Tommy Bolt, Jack Nicklaus and Sikes, were a stroke behind, with Homero Blancas three back.



**CUT:** 83 professionals at 7-over 151

**Winner: Tom Shaw 65-70-71-70 276 (12-under) \$30,000.00**

Tommy Aaron.....	2	67-68-71-71	277	\$17,100	Charles Sifford.....	T38	70-74-72-72	288	\$672
Dan Sikes.....	3	65-70-72-71	278	10,650	Jim Wright.....	T38	71-71-73-73	288	672
Homero Blancas.....	T4	71-68-70-70	279	6,600	Frank Boynton.....	T38	72-70-75-71	288	672
Jack Nicklaus.....	T4	72-71-64-72	279	6,600	Frank Beard.....	T43	71-73-74-71	289	442
Tommy Bolt.....	6	69-69-69-73	280	5,400	Terry Dill.....	T43	71-72-73-73	289	442
Gay Brewer.....	7	73-68-72-68	281	4,800	Mike Fetchick.....	T43	73-71-71-74	289	442
Hugh Royer.....	T8	73-72-69-68	282	4,237	Bob McCallister.....	T43	71-73-72-73	289	442
Tony Jacklin.....	T8	70-68-72-72	282	4,237	Bob Rosburg.....	T43	72-73-73-71	289	442
Richard Crawford.....	T10	72-70-73-68	283	3,450	Bob E. Smith.....	T43	73-71-72-73	289	442
Bobby Nichols.....	T10	77-67-72-67	283	3,450	Bill Collins.....	49	69-67-80-74	290	330
Arnold Palmer.....	T10	68-69-73-73	283	3,450	Hale Irwin.....	T50	71-72-74-74	291	244
Miller Barber.....	T13	75-70-71-68	284	2,625	Don Massengale.....	T50	72-73-74-72	291	244
Pete Brown.....	T13	72-69-73-70	284	2,625	Chi Chi Rodriguez.....	T50	75-69-75-72	291	244
Dale Douglass.....	T13	69-71-73-71	284	2,625	Bert Yancey.....	T50	70-76-72-73	291	244
Wayne Vollmer.....	T13	70-73-72-69	284	2,625	Dick Rhyan.....	T50	70-69-77-75	291	244
George Archer.....	T17	71-72-69-73	285	2,175	Bob Goalby.....	T55	73-70-75-74	292	230
Dave Hill.....	T17	72-72-71-70	285	2,175	Dudley Wysong.....	T55	74-72-74-72	292	230
Al Besselink.....	T19	74-71-72-69	286	1,368	Richard Bassett.....	T55	70-72-75-75	292	230
Bob Brue.....	T19	74-71-73-68	286	1,368	Charles Coody.....	T58	71-74-75-73	293	230
Bobby Cole.....	T19	68-78-67-73	286	1,368	Steve Spray.....	T58	71-71-73-78	293	230
Bob Dickson.....	T19	72-71-74-69	286	1,368	Jack Ewing.....	T58	72-73-76-72	293	230
Paul Harney.....	T19	71-72-72-71	286	1,368	Johnny Stevens.....	T58	70-74-73-76	293	230
Jerry Heard.....	T19	74-68-72-72	286	1,368	Roy Pace.....	T62	71-71-75-77	294	230
Harold Henning.....	T19	67-71-74-74	286	1,368	Monty Kaser.....	T62	75-71-71-77	294	230
Fred Marti.....	T19	70-72-71-73	286	1,368	J.C. Goosie.....	T64	75-71-79-70	295	230
Tom Weiskopf.....	T19	71-69-73-73	286	1,368	Bunky Henry.....	T64	76-69-75-75	295	230
John Jacobs.....	T19	69-73-77-67	286	1,368	Howie Johnson.....	T64	71-74-72-78	295	230
Jerry Abbott.....	T19	71-74-65-76	286	1,368	Larry Ziegler.....	T64	75-71-73-76	295	230
Jack McGowan.....	T19	74-72-70-70	286	1,368	Claude Harmon, Jr.....	T64	74-72-76-73	295	230
Julius Boros.....	T31	74-72-72-69	287	872	Mac McLendon.....	T69	76-70-76-74	296	230
Bruce Devlin.....	T31	66-75-77-69	287	872	Cliff Brown.....	T69	72-72-75-77	296	230
Gardner Dickinson.....	T31	70-71-72-74	287	872	Bob Shaw.....	71	70-75-75-77	297	230
Larry Hinson.....	T31	73-72-72-70	287	872	Dennis Rouse.....	72	72-69-75-82	298	230
Orville Moody.....	T31	69-72-75-71	287	872	Dick Lotz.....	T73	72-74-77-76	299	230
Sam Snead.....	T31	72-72-72-71	287	872	Bert Greene.....	T73	73-71-79-76	299	230
Alvie Thompson.....	T31	73-70-74-70	287	872	Mike Krak.....	75	74-72-77-78	301	230
Billy Maxwell.....	T38	74-69-76-69	288	672	Lou Graham.....	76	73-73-79-77	302	230
Steve Reid.....	T38	69-74-73-72	288	672					



# 1970 Doral-Eastern Open Invitational

**Doral Country Club (Blue), Miami, FL**  
**Par: 36-36-72**      **Yards: 7,065**

**Purse: \$150,000**  
**February 26-March 1, 1970**

**LEADERS: First Round**—Dave Marr and Jack McGowan, with 5-under 67s, took a two-stroke over Brian Barnes, Jim Colbert, Charles Coody, Larry Hinson, Dan Sikes and Dave Stockton. **Second Round**—Gibby Gilbert was at 6-under 138 at the halfway point, one stroke ahead of Colbert and Mike Hill. Hinson was two behind. **Third Round**—Hill, at 8-under 208, took a three-shot lead over Colbert and McGowan. Hinson was four back.



**CUT:** 74 professionals at 4-over 148.

**Winner: Mike Hill      70-69-69-71      279 (9-under)      \$30,000.00**

Jim Colbert..... 2	69-70-72-72	283	\$17,100	Steve Spray..... T37	73-75-75-71	294	\$668
Bruce Devlin..... T3	75-70-69-72	286	7,950	Jim Wiechers..... T37	74-72-72-76	294	668
Larry Hinson..... T3	69-71-72-74	286	7,950	Dan Sikes..... T37	69-73-75-77	294	668
Brian Barnes..... T3	69-74-74-69	286	7,950	Bert Greene..... T37	72-73-77-72	294	668
Jack McGowan..... 6	67-75-69-76	287	5,400	Chris Blocker..... T37	70-77-73-74	294	668
Gibby Gilbert..... 7	70-68-76-74	288	4,800	Mac McLendon..... T44	73-74-74-74	295	472
Deane Beman..... T8	74-69-75-71	289	3,612	Sam Snead..... T44	73-72-74-76	295	472
Don Bies..... T8	76-71-70-72	289	3,612	Rafe Botts..... T46	73-73-74-76	296	341
George Knudson..... T8	73-74-72-70	289	3,612	Bob Goalby..... T46	71-76-77-72	296	341
Larry Ziegler..... T8	72-71-73-73	289	3,612	Cesar Sanudo..... T46	71-76-71-78	296	341
Tony Jacklin..... T8	70-72-73-74	289	3,612	Dave Stockton..... T46	69-76-75-76	296	341
Bob Stanton..... T8	74-71-74-70	289	3,612	Dudley Wysong..... T46	73-74-75-74	296	341
Tommy Aaron..... T14	74-71-76-69	290	2,475	Bill Kennedy..... T46	76-71-75-74	296	341
Homero Blancas..... T14	75-71-69-75	290	2,475	Bobby Cole..... T52	73-75-73-76	297	250
Dow Finsterwald..... T14	72-74-72-72	290	2,475	Grier Jones..... T52	78-68-74-77	297	250
Bobby Nichols..... T14	75-71-71-73	290	2,475	Al Kelley..... T52	73-75-75-74	297	250
Howie Johnson..... T18	73-70-76-72	291	1,800	Bob Rosburg..... T52	72-74-76-75	297	250
Dave Marr..... T18	67-75-72-77	291	1,800	John Schroeder..... T52	75-73-77-72	297	250
John Schlee..... T18	74-71-74-72	291	1,800	Jack Ewing..... T52	72-73-76-76	297	250
Bob Shaw..... T18	71-72-75-73	291	1,800	Jacky Cupit..... T58	73-74-77-74	298	250
Ted Hayes..... T18	72-74-69-76	291	1,800	Chi Chi Rodriguez..... T58	71-74-79-74	298	250
George Archer..... T23	74-73-71-74	292	1,266	Larry Wood..... T58	71-72-82-73	298	250
Miller Barber..... T23	74-73-72-73	292	1,266	Pete Brown..... T61	75-73-76-75	299	250
Charles Coody..... T23	69-78-73-72	292	1,266	Mason Rudolph..... T61	76-72-76-75	299	250
Arnold Palmer..... T23	71-73-73-75	292	1,266	Fred Marti..... T63	75-70-80-75	300	250
John Jacobs..... T23	72-73-73-74	292	1,266	Phil Rodgers..... T63	76-72-73-79	300	250
Charles Courtney..... T28	70-73-74-76	293	946	George Hixon..... T63	72-76-79-73	300	250
Richard Crawford..... T28	72-76-74-71	293	946	Gay Brewer..... T66	76-71-80-74	301	250
Marty Fleckman..... T28	75-73-71-74	293	946	Gene Ferrell..... T67	74-72-74-82	302	250
Lionel Hebert..... T28	73-70-74-76	293	946	Labron Harris..... T67	72-76-72-82	302	250
Dave Hill..... T28	75-70-71-77	293	946	Bobby Mitchell..... T67	72-74-86-70	302	250
Orville Moody..... T28	73-74-70-76	293	946	Bob Dickson..... T70	70-73-80-80	303	250
Bob Stone..... T28	71-75-76-71	293	946	Earl Stewart..... T70	75-72-81-75	303	250
Ross Randall..... T28	75-71-72-75	293	946	Steve Oppermann..... T70	72-75-79-77	303	250
Joe Porter..... T28	73-73-74-73	293	946	Wayne Vollmer..... T70	75-70-82-76	303	250
Jerry Heard..... T37	75-72-73-74	294	668	Paul Moran..... 74	72-75-79-79	305	250
Bob Menne..... T37	76-72-72-74	294	668				



# 1971 Doral-Eastern Open Invitational

**Doral Country Club (Blue), Miami, FL**  
**Par: 36-36-72 Yards: 7,065**

**Purse: \$150,000**  
**March 4-7, 1971**

**LEADERS: First Round**—Gardner Dickinson fired a 4-under 68 to take a one-stroke lead over Homero Blancas, Gibby Gilbert, Ted Hayes, George Knudson and Bobby Nichols. Bud Allin and J.C. Snead were two back. **Second Round**—Dickinson stayed in front with a 6-under 138, good for a one-shot lead over Bruce Fleisher, Gilbert and Hayes. Three players were two behind. **Third Round**—Snead moved into the lead at 10-under 206, a stroke better than Dickinson and two ahead of Gilbert.



**CUT:** 77 professionals and 1 amateur at 3-over 147.

**Winner: J.C. Snead 70-70-66-69 275 (13-under) \$30,000.00**

Gardner Dickinson .....	2	68-70-69-69	276	\$17,100	Dean Refram .....	T39	73-74-71-71	289	\$545
Miller Barber .....	3	76-65-69-68	278	10,650	Mason Rudolph .....	T39	73-73-70-73	289	545
Gibby Gilbert .....	4	69-70-69-71	279	7,050	Bert Yancey .....	T39	73-70-73-73	289	545
Bruce Devlin .....	T5	72-69-70-69	280	5,450	Larry Ziegler .....	T39	71-71-75-72	289	545
Terry Dill .....	T5	72-71-66-71	280	5,450	Bob Barbarossa .....	T39	72-72-71-74	289	545
Bruce Fleisher .....	T5	72-67-72-69	280	5,450	Steve Eichstaedt .....	T39	73-69-75-72	289	545
Mike Hill .....	8	74-70-69-68	281	4,425	Bob Stanton .....	T39	73-72-72-72	289	545
Homero Blancas .....	T9	69-73-70-70	282	3,900	George Knudson .....	T48	69-73-73-75	290	330
Jack Nicklaus .....	T9	74-68-67-73	282	3,900	Ken Still .....	T48	75-72-70-73	290	330
Dave Hill .....	T11	71-71-71-70	283	3,300	Jim Wiechers .....	T48	75-72-73-70	290	330
Dave Stockton .....	T11	71-69-73-70	283	3,300	Pete Brown .....	T51	74-70-74-73	291	214
Dave Eichelberger .....	T13	74-72-65-73	284	2,625	Rod Curl .....	T51	73-74-73-71	291	214
Hubert Green .....	T13	73-70-72-69	284	2,625	Sam Snead .....	T51	73-73-72-73	291	214
Bobby Mitchell .....	T13	72-74-69-69	284	2,625	Ken Fulton .....	T51	74-71-69-77	291	214
Tony Jacklin .....	T13	77-68-68-71	284	2,625	Bob Bourne .....	T51	72-71-73-75	291	214
Bud Allin .....	T17	70-71-71-73	285	2,025	Jim Colbert .....	T56	73-69-74-76	292	214
Bob Lunn .....	T17	73-72-67-73	285	2,025	Jacky Cupit .....	T56	74-73-74-71	292	214
Phil Rodgers .....	T17	71-72-71-71	285	2,025	Larry Hinson .....	T56	71-73-73-75	292	214
DeWitt Weaver .....	T17	76-65-71-73	285	2,025	Jerry McGee .....	T56	75-72-72-73	292	214
Frank Beard .....	T21	74-70-69-73	286	1,354	Earl Fennell .....	T56	77-70-72-73	292	214
Gene Littler .....	T21	73-72-69-72	286	1,354	Bobby Greenwood .....	T56	74-68-75-75	292	214
Doug Sanders .....	T21	71-69-72-74	286	1,354	Bob Stone .....	T56	73-73-69-77	292	214
Tom Shaw .....	T21	74-71-69-72	286	1,354	Bill Kennedy .....	T63	77-69-75-72	293	214
Kermit Zarley .....	T21	72-73-65-76	286	1,354	Harry Toscano .....	T63	75-71-72-75	293	214
Dan Sikes .....	T21	74-69-68-75	286	1,354	Deane Beman .....	T65	72-72-74-76	294	214
Ted Hayes .....	T21	69-70-71-76	286	1,354	Hale Irwin .....	T65	73-73-69-79	294	214
Gay Brewer .....	T28	73-72-72-70	287	1,000	Dick Siderowf .....	T65	72-70-72-80	294	Amateur
Jim Jamieson .....	T28	73-71-71-72	287	1,000	Roy Pace .....	T65	75-71-75-73	294	214
Johnny Miller .....	T28	79-67-70-71	287	1,000	David Bollman .....	T65	75-72-72-75	294	214
Orville Moody .....	T28	73-69-71-74	287	1,000	Al Kelley .....	T70	73-73-74-75	295	214
Bobby Nichols .....	T28	69-72-75-71	287	1,000	Art Wall .....	T70	73-73-73-76	295	214
Arnold Palmer .....	T28	75-72-70-70	287	1,000	Rod Funseth .....	T70	74-72-74-75	295	214
John Lister .....	T34	71-73-74-70	288	810	Dennis Rouse .....	T70	76-70-77-72	295	214
Gary Player .....	T34	72-73-73-70	288	810	Dave Gumlia .....	T74	75-72-72-77	296	214
Dick Rhyan .....	T34	75-72-70-71	288	810	John Lotz .....	T74	74-73-76-73	296	214
Herb Hooper .....	T34	75-72-72-69	288	810	George Archer .....	T76	72-75-73-77	297	214
Ralph Johnston .....	T34	73-74-70-71	288	810	Lionel Hebert .....	T76	74-72-77-74	297	214
Harold Henning .....	T39	72-74-72-71	289	545	Bob Rosburg .....	T76	74-73-72-78	297	214
Howie Johnson .....	T39	72-72-72-73	289	545	John Schroeder .....	T79	71-72-76-80	299	214

# 1972 Doral-Eastern Open Invitational

**Doral Country Club (Blue), Miami, FL**  
**Par: 36-36-72 Yards: 7,065**

**Purse: \$150,000**  
**March 2-5, 1972**

**LEADERS: First Round**—Gibby Gilbert fired a 4-under 68 to take a one-stroke lead over Butch Baird, Jim Colbert, Dick Lotz, Bob Rosburg and Lee Trevino. **Second Round**—Trevino, at 6-under 138, led Paul Harney and Sam Snead by one stroke. A trio of players were two behind. **Third Round**—Jack Nicklaus, with an 8-under 64, tied Trevino for the lead, a stroke ahead of Harney and Snead. Johnny Miller was two back.



**CUT:** 82 professionals at 4-over 148. Because Saturday's play was washed out by rain, a 36-hole final was played Sunday, with all players at 3-over 145 and 4-over 146 eliminated. They received \$187 each.

**Winner: Jack Nicklaus 71-71-64-70 276 (12-under) \$30,000.00**

Bob Rosburg..... T2	69-71-70-68	278	\$13,875	John Mahaffey..... T41	73-71-72-75	291	\$585
Lee Trevino..... T2	69-69-68-72	278	13,875	Sam Adams..... T44	70-74-71-77	292	438
Sam Snead..... 4	71-68-68-72	279	7,050	Dean Refram..... T44	73-71-72-76	292	438
Julius Boros..... T5	71-70-70-69	280	5,450	Phil Rodgers..... T44	71-75-73-73	292	438
Bruce Crampton..... T5	72-70-69-69	280	5,450	Rod Funseth..... T44	72-74-77-69	292	438
George Shortridge..... T5	71-71-70-68	280	5,450	Dick Lotz..... T48	69-74-74-76	293	345
Paul Harney..... T8	70-69-68-74	281	4,075	Dennis Rouse..... T48	74-70-74-75	293	345
Johnny Miller..... T8	73-70-65-73	281	4,075	James Ferriell..... T50	73-71-73-77	294	243
Bert Yancey..... T8	71-74-70-66	281	4,075	Billy Ziobro..... T50	72-74-75-73	294	243
Bobby Mitchell..... T11	70-71-71-70	282	3,300	Orville Moody..... 52	73-73-76-73	295	187
Art Wall..... T11	71-71-69-71	282	3,300	George Archer..... T53	71-76	147	187
Howie Johnson..... T13	73-69-70-71	283	2,700	Frank Beard..... T53	79-68	147	187
Gary Player..... T13	72-71-70-70	283	2,700	Deane Beman..... T53	75-72	147	187
Ken Still..... T13	71-69-70-73	283	2,700	Bob Eastwood..... T53	74-73	147	187
Bob E. Smith..... T16	73-69-70-72	284	2,325	Marty Fleckman..... T53	75-72	147	187
Lanny Wadkins..... T16	72-72-70-70	284	2,325	Bruce Fleisher..... T53	72-75	147	187
Dave Eichelberger..... 18	75-71-69-70	285	2,100	Gibby Gilbert..... T53	68-79	147	187
Butch Baird..... T19	69-72-73-72	286	1,662	Don Iverson..... T53	73-74	147	187
Chi Chi Rodriguez..... T19	72-72-69-73	286	1,662	Bob Murphy..... T53	76-71	147	187
John Schroeder..... T19	77-69-68-72	286	1,662	Bobby Nichols..... T53	75-72	147	187
J.C. Snead..... T19	76-70-67-73	286	1,662	Mason Rudolph..... T53	76-71	147	187
Chuck Thorpe..... T19	72-71-72-71	286	1,662	Bob Toski..... T53	71-76	147	187
Charles Coody..... T24	70-74-71-72	287	1,159	Jim Wiechers..... T53	72-75	147	187
Jerry McGee..... T24	72-68-74-73	287	1,159	John Jacobs..... T53	71-76	147	187
Allen Miller..... T24	74-69-73-71	287	1,159	David Glenz..... T53	75-72	147	187
Charles Sifford..... T24	73-73-70-71	287	1,159	Denny Lyons..... T53	73-74	147	187
DeWitt Weaver..... T24	71-72-72-72	287	1,159	Tommy Aaron..... T69	79-69	148	187
Adolph Popp..... T24	71-73-71-72	287	1,159	Miller Barber..... T69	76-72	148	187
Peter Townsend..... T24	70-73-74-70	287	1,159	Charles Courtney..... T69	74-74	148	187
Jim Jamieson..... T31	71-73-74-70	288	935	Rod Curl..... T69	76-72	148	187
Gene Littler..... T31	71-73-71-73	288	935	Bruce Devlin..... T69	74-74	148	187
John Schlee..... T31	70-76-71-71	288	935	Mike Hill..... T69	77-71	148	187
Jim Colbert..... T34	69-74-73-73	289	840	Bill Robinson..... T69	74-74	148	187
Hubert Green..... T34	75-67-77-70	289	840	Tom Weiskopf..... T69	74-74	148	187
Bob Lunn..... T34	75-71-69-74	289	840	Paul Moran..... T69	72-76	148	187
Jerry Heard..... T37	73-72-72-73	290	731	Tony Jacklin..... T69	74-74	148	187
Babe Hiskey..... T37	73-71-71-75	290	731	Bill Kennedy..... T69	76-72	148	187
Ben Kern..... T37	70-76-71-73	290	731	Harry Toscano..... T69	77-71	148	187
Jerry Abbott..... T37	74-71-72-73	290	731	Jim Barker..... T69	74-74	148	187
Lee Elder..... T41	73-72-71-75	291	585	Wilf Homenuik..... T69	71-77	148	187
Larry Hinson..... T41	72-74-76-69	291	585				

# 1973 Doral-Eastern Open Invitational

**Doral Country Club (Blue), Miami, FL**  
**Par: 36-36-72 Yards: 7,065**

**Purse: \$150,000**  
**March 8-11, 1973**

**LEADERS: First Round**—Lee Trevino, with an 8-under 64, led Bob Barbarossa and Jerry McGee by one stroke. Mike Hill, Tom Kite, Dwight Nevil, Jack Nicklaus and Rick Rhoads were two back. **Second Round**—At 10-under 134, Lee Trevino took a four-stroke lead over Rod Curl. Dave Hill and Bobby Mitchell trailed by five strokes. **Third Round**—Trevino, at 11-under 205, maintained a four-stroke lead over Dave Hill and led Bud Allin, Curl, Mitchell and Tom Weiskopf by five.



**CUT:** 70 professionals at 2-over 146.

**Winner: Lee Trevino 64-70-71-71 276 (12-under) \$30,000.00**

Bruce Crampton.....T2	73-70-69-65	277	\$13,875	Ken Still.....T31	77-69-71-71	288	\$832
Tom Weiskopf.....T2	72-68-70-67	277	13,875	John Jacobs.....T31	73-73-69-73	288	832
Rod Curl.....T4	70-68-72-70	280	6,600	Bob Payne.....T39	72-72-70-75	289	630
Ralph Johnston.....T4	71-72-69-68	280	6,600	Sam Snead.....T39	70-76-71-72	289	630
Jerry Heard.....T6	72-70-69-70	281	5,100	Kermit Zarley.....T39	73-73-73-70	289	630
Dave Hill.....T6	70-69-70-72	281	5,100	Chris Blocker.....T39	70-72-71-76	289	630
Bud Allin.....T8	70-70-70-72	282	4,075	Bob Charles.....T43	74-71-73-72	290	480
Homero Blancas.....T8	74-66-71-71	282	4,075	Tom Jenkins.....T43	76-69-72-73	290	480
John Mahaffey.....T8	72-72-71-67	282	4,075	Tom Kite.....T43	69-75-72-74	290	480
Frank Beard.....T11	70-71-73-69	283	3,300	John Schroeder.....T43	72-74-71-73	290	480
Jim Dent.....T11	72-71-73-67	283	3,300	Dave Stockton.....T43	72-74-75-69	290	480
Bobby Mitchell.....T13	71-68-71-74	284	2,700	Bert Yancey.....T43	72-69-76-73	290	480
Bobby Nichols.....T13	70-72-70-72	284	2,700	George Archer.....T49	74-72-69-76	291	338
Dan Sikes.....T13	72-72-71-69	284	2,700	Butch Baird.....T49	71-75-74-71	291	338
Charles Courtney.....T16	75-69-72-69	285	2,175	Deane Beman.....T49	72-70-72-77	291	338
Johnny Miller.....T16	72-73-70-70	285	2,175	James Ferriell.....T49	73-71-71-76	291	338
Jack Nicklaus.....T16	69-74-73-69	285	2,175	Forrest Fezler.....T49	72-71-74-74	291	338
Bob Zender.....T16	71-71-72-71	285	2,175	David Graham.....T49	71-71-74-75	291	338
Julius Boros.....T20	71-75-67-73	286	1,410	Labron Harris.....T49	74-69-73-75	291	338
Ron Cerrudo.....T20	70-73-69-74	286	1,410	Dick Lotz.....T49	71-74-72-74	291	338
Charles Coody.....T20	72-71-70-73	286	1,410	Rik Massengale.....T49	74-72-71-74	291	338
Richard Crawford.....T20	73-70-74-69	286	1,410	Allen Miller.....T49	72-71-75-73	291	338
John Lister.....T20	70-72-71-73	286	1,410	Cesar Sanudo.....T49	71-72-75-73	291	338
Bob Murphy.....T20	72-74-70-70	286	1,410	Roy Pace.....T49	72-74-69-76	291	338
John Schlee.....T20	73-71-73-69	286	1,410	Jerry Barrier.....T49	76-70-72-73	291	338
J.C. Snead.....T20	72-69-73-72	286	1,410	Bobby Cole.....T62	72-73-72-75	292	266
Jerry McGee.....T28	68-72-71-76	287	1,065	Dwight Nevil.....T62	69-73-78-72	292	266
Mike Morley.....T28	73-73-71-70	287	1,065	Peter Oosterhuis.....T62	73-71-74-74	292	266
Bob Barbarossa.....T28	68-72-74-73	287	1,065	Rick Rhoads.....T62	69-74-75-74	292	266
Al Geiberger.....T31	74-69-73-72	288	832	Ed Sneed.....T62	76-70-72-74	292	266
Gibby Gilbert.....T31	76-68-73-71	288	832	Art Wall.....T62	75-70-74-73	292	266
Mike Hill.....T31	69-74-73-72	288	832	Lee Elder.....T68	77-69-73-74	293	232
Babe Hiskey.....T31	70-71-75-72	288	832	Tom Shaw.....T68	75-70-72-76	293	232
Bob Lunn.....T31	70-73-70-75	288	832	Gil Gonsalves.....T68	71-74-72-76	293	232
Andy North.....T31	70-72-73-73	288	832				

# 1974 Doral-Eastern Open

**Doral Country Club (Blue), Miami, FL**  
**Par: 36-36-72**      **Yards: 7,065**

**Purse: \$150,000**  
**March 7-10, 1974**

**LEADERS: First Round**—Tommy Aaron and Jerry Heard opened with 7-under 65s to take a one-stroke lead over Bud Allin. Bruce Crampton, Bruce Devlin, Bunky Henry, Orville Moody and Lee Trevino were two strokes back. **Second Round**—Heard fired a 4-under 68 for an 11-under 133 and a one-stroke lead over Tom Weiskopf. Devlin and Trevino were three behind. **Third Round**—Devlin and Weiskopf sat atop the leaderboard with 13-under 203s, two strokes in front of Allin and Heard.



**CUT:** 71 professionals at even-par 144.

**Winner: Bud Allin      66-71-68-67      272 (16-under)      \$30,000.00**

Jerry Heard..... 2	65-68-72-68	273	\$17,100	Chi Chi Rodriguez..... T31	72-70-66-75	283	\$798
Bruce Crampton..... T3	67-72-67-68	274	8,850	Jack Ewing..... T31	73-71-69-70	283	798
Bruce Devlin..... T3	67-69-67-71	274	8,850	Bob Stanton..... T31	71-71-69-72	283	798
Tom Weiskopf..... T5	69-65-69-72	275	5,775	Bob Unger..... T31	72-70-74-67	283	798
Bert Yancey..... T5	69-69-72-65	275	5,775	Rod Curl..... T41	72-72-68-72	284	540
Tom Kite..... T7	70-73-68-65	276	4,612	Raymond Floyd..... T41	71-71-70-72	284	540
Bobby Nichols..... T7	68-69-69-70	276	4,612	Rik Massengale..... T41	72-72-72-68	284	540
Gibby Gilbert..... T9	68-69-72-68	277	3,750	Andy North..... T41	71-68-73-72	284	540
Lee Trevino..... T9	67-69-72-69	277	3,750	Doug Sanders..... T41	71-73-71-69	284	540
Tom Watson..... T9	72-68-68-69	277	3,750	J.C. Snead..... T41	70-70-73-71	284	540
Jim Colbert..... T12	69-71-70-68	278	3,000	Gil Morgan..... T47	69-73-70-73	285	420
Leonard Thompson..... T12	72-69-70-67	278	3,000	Art Wall..... T47	71-67-77-70	285	420
Tommy Aaron..... T14	65-72-70-72	279	2,100	Gay Brewer..... T49	70-74-69-73	286	369
Homero Blancas..... T14	71-69-69-70	279	2,100	Ron Cerrudo..... T49	72-72-72-71	287	337
Bobby Cole..... T14	69-69-70-71	279	2,100	Bill Collins..... T49	72-69-72-74	287	337
Bruce Fleisher..... T14	70-68-73-68	279	2,100	Gary Groh..... T49	70-74-70-72	286	369
Bob Goalby..... T14	68-73-69-69	279	2,100	Jerry McGee..... T49	69-71-74-73	287	337
Lionel Hebert..... T14	71-69-71-68	279	2,100	Bobby Mitchell..... T49	75-68-72-71	286	369
Dave Hill..... T14	72-72-66-69	279	2,100	Dwight Nevil..... T49	70-70-74-72	286	369
Jack Nicklaus..... T14	71-72-66-70	279	2,100	Sam Snead..... T49	69-73-71-73	286	369
John Schlee..... T14	70-70-70-69	279	2,100	Marty Bohlen..... T57	74-70-71-73	288	315
Forrest Fezler..... T23	71-71-67-71	280	1,365	Don Iverson..... T57	71-73-75-69	288	315
Chuck Thorpe..... T23	69-74-69-68	280	1,365	Mac McLendon..... T57	74-70-74-70	288	315
Bob Dickson..... T25	73-71-69-68	281	1,222	Miller Barber..... T60	73-70-71-75	289	285
Tom Jenkins..... T25	69-69-73-70	281	1,222	Labron Harris..... T60	72-69-76-72	289	285
Larry Hinson..... T27	73-67-72-70	282	1,087	Bunky Henry..... T60	67-72-78-72	289	285
Ed Sneed..... T27	71-69-72-70	282	1,087	Kermit Zarley..... T60	72-72-70-75	289	285
Larry Ziegler..... T27	71-73-69-69	282	1,087	Billy Ziobro..... T60	68-72-74-75	289	285
Roy Pace..... T27	72-71-68-71	282	1,087	Lee Elder..... T65	72-72-73-73	290	259
George Archer..... T31	72-71-71-69	283	798	Joe Porter..... T65	70-72-74-74	290	259
Charles Coody..... T31	69-70-73-71	283	798	Terry Small..... 67	71-72-77-71	291	247
Dale Douglass..... T31	72-71-70-70	283	798	Ben Kern..... 68	69-74-75-74	292	240
Joe Inman..... T31	72-71-70-70	283	798	Bobby Walzel..... 69	70-74-72-77	293	233
Orville Moody..... T31	67-75-68-73	283	798	Bob Murphy..... T70	71-72-77-76	296	112
Phil Rodgers..... T31	69-74-72-68	283	798	Tom Shaw..... T70	70-73-78-75	296	112

# 1975 Doral-Eastern Open

**Doral Country Club (Blue), Miami, FL**  
**Par: 36-36-72 Yards: 7,065**

**Purse: \$150,000**  
**March 13-16, 1975**

**LEADERS: First Round**—Gary McCord and Wally Armstrong posted 4-under-par 68s to lead five others—including Jack Nicklaus—by one. **Second Round**—McCord and Armstrong each had 2-under-par 70s to maintain their lead with 6-under-par 138s. They led Nicklaus by one and Mike Hill by two. **Third Round**—Forrest Fezler birdied two of the last three holes to tie Nicklaus for the lead at 8-under 208. They led Bruce Crampton by one.



**CUT:** 72 professionals at 2-over par 146.

**Winner: Jack Nicklaus 69-70-69-68 276 (12-under) \$30,000.00**

Forrest Fezler.....	T2	71-70-67-71	279	\$13,875	J.C. Snead.....	T29	72-71-70-74	287	\$821
Bert Yancey.....	T2	71-72-69-67	279	13,875	Ed Sneed.....	T29	73-71-71-72	287	821
Johnny Miller.....	4	72-69-72-67	280	7,050	Barney Thompson.....	T29	74-69-73-71	287	821
Bud Allin.....	T5	70-72-70-69	281	5,775	Larry Ziegler.....	T29	73-72-68-74	287	821
Bruce Crampton.....	T5	73-69-68-71	281	5,775	Jim Barber.....	T42	74-71-71-72	288	481
Mike Hill.....	T7	69-71-72-70	282	4,612	Pete Brown.....	T42	74-71-71-72	288	481
Steve Melnyk.....	T7	72-71-70-69	282	4,612	Bobby Cole.....	T42	70-76-71-71	288	481
Wally Armstrong.....	T9	68-70-77-68	283	3,325	Gary Groh.....	T42	75-70-70-73	288	481
Rod Curl.....	T9	70-72-70-71	283	3,325	Dave Hill.....	T42	73-72-71-72	288	481
Tom Jenkins.....	T9	73-69-70-71	283	3,325	Harry Toscano.....	T42	73-73-70-72	288	481
John Lister.....	T9	72-71-69-71	283	3,325	Florentino Molina.....	T42	71-75-68-74	288	481
Lee Trevino.....	T9	70-71-71-71	283	3,325	Gary Sanders.....	T42	72-73-73-70	288	481
Joe Porter.....	T9	72-70-69-72	283	3,325	Raymond Floyd.....	T50	72-72-76-69	289	352
Ben Crenshaw.....	T15	72-73-69-70	284	2,400	Gibby Gilbert.....	T50	74-70-72-73	289	352
Jim Dent.....	T15	69-72-72-71	284	2,400	Jerry Heard.....	T50	72-72-74-71	289	352
Fred Marti.....	T15	73-72-69-70	284	2,400	Doug Sanders.....	T50	72-73-74-70	289	352
Bob Dickson.....	T18	74-72-71-68	285	1,875	Ken Still.....	T50	72-71-73-73	289	352
Al Geiberger.....	T18	73-70-71-71	285	1,875	Kermit Zarley.....	T50	75-69-70-75	289	352
Gary McCord.....	T18	68-70-75-72	285	1,875	Dick Rhyan.....	T50	74-71-73-71	289	352
Larry Nelson.....	T18	69-74-72-70	285	1,875	Ralph Johnston.....	T57	72-72-73-73	290	319
Jim Colbert.....	T22	73-72-73-68	286	1,277	John Toepel.....	T57	70-74-74-72	290	319
Randy Erskine.....	T22	74-70-72-70	286	1,277	David Graham.....	T59	72-74-71-74	291	303
Babe Hiskey.....	T22	74-69-76-67	286	1,277	Bobby Wadkins.....	T59	70-75-71-75	291	303
Don Iverson.....	T22	74-69-70-73	286	1,277	Gardner Dickinson.....	T61	75-71-71-75	292	289
Gil Morgan.....	T22	74-70-71-71	286	1,277	Dave Stockton.....	T61	70-74-76-72	292	289
Bobby Walzel.....	T22	72-71-72-71	286	1,277	Lyn Lott.....	T63	72-73-72-76	293	255
Larry Mancour.....	T22	74-70-74-68	286	1,277	Curtis Sifford.....	T63	72-72-75-74	293	255
Butch Baird.....	T29	70-71-74-72	287	821	Rocky Thompson.....	T63	73-72-74-74	293	255
Julius Boros.....	T29	72-74-72-69	287	821	Tom Weiskopf.....	T63	71-73-69-80	293	255
Charles Coody.....	T29	74-67-72-74	287	821	Bryan Abbott.....	T63	73-72-73-75	293	255
Bob Eastwood.....	T29	76-69-72-70	287	821	Ben Kern.....	T63	74-71-75-73	293	255
Roger Maltbie.....	T29	72-73-69-73	287	821	Tom Evans.....	T63	73-73-73-74	293	255
Bobby Mitchell.....	T29	69-73-71-74	287	821	Ron Smith.....	70	75-71-78-71	295	225
Mike Morley.....	T29	71-72-72-72	287	821	Mike McCullough.....	T71	72-73-72-79	296	
Chi Chi Rodriguez.....	T29	71-73-74-69	287	821	Andy North.....	T71	73-72-75-76	296	
Bill Rogers.....	T29	74-71-69-73	287	821					

# 1976 Doral-Eastern Open

**Doral Country Club (Blue), Miami, FL**  
**Par: 36-36-72**      **Yards: 7,065**

**Purse: \$200,000**  
**March 11-14, 1976**

**LEADERS: First Round**—Ben Crenshaw and Hubert Green had 6-under-par 66s, to lead Bud Allin and Mark Hayes by one. **Second Round**—Hayes, with a 68, went to 9-under-par 135, while Green, with a 70, was at 136 with Crenshaw and Bobby Mitchell at 137. **Third Round**—Green's 7-under-par 65 gave him a 15-under-par 201 to lead by four over Hayes and Mitchell. David Graham tied the course record with an 8-under 64 (33-31) and was at 206 with Crenshaw.



**CUT:** 72 professionals at 2-over 146.

**Winner: Hubert Green    66-70-65-69    270 (18-under)    \$40,000.00**

Mark Hayes..... T2	67-68-70-71	276	\$18,500	Miller Barber..... T37	70-73-72-74	289	\$860
Jack Nicklaus..... T2	69-71-68-68	276	18,500	Ed Dougherty..... T37	72-74-69-74	289	860
Ben Crenshaw..... 4	66-71-69-71	277	9,400	Gary Koch..... T37	71-74-67-77	289	860
David Graham..... T5	69-73-64-72	278	7,700	Tom McGinnis..... T37	72-73-73-71	289	860
Bobby Mitchell..... T5	68-69-68-73	278	7,700	Bob Payne..... T37	70-73-75-71	289	860
Rod Curl..... 7	71-69-71-68	279	6,400	Alan Tapie..... T37	70-75-72-72	289	860
Tom Weiskopf..... 8	70-71-69-71	281	5,900	Bobby Cole..... T44	73-72-72-73	290	547
Tom Kite..... T9	70-70-72-70	282	5,000	Charles Coody..... T44	71-73-70-76	290	547
Gene Littler..... T9	70-71-72-69	282	5,000	Richard Crawford..... T44	68-74-78-70	290	547
Gary Player..... T9	69-71-69-73	282	5,000	Bruce Fleisher..... T44	74-72-71-73	290	547
Bob Dickson..... T12	69-69-74-71	283	4,000	Mike McCullough..... T44	71-73-76-70	290	547
John Mahaffey..... T12	72-68-72-71	283	4,000	Jerry McGee..... T44	74-71-71-74	290	547
Marty Fleckman..... T14	69-70-69-76	284	3,200	Artie McNickle..... T44	71-74-74-71	290	547
Andy North..... T14	76-70-69-69	284	3,200	Ed Sabo..... T44	71-73-72-74	290	547
J.C. Snead..... T14	72-73-72-67	284	3,200	Leonard Thompson..... T44	73-73-73-71	290	547
Dale Hayes..... T14	69-73-69-73	284	3,200	Dan Sikes..... T44	69-75-73-73	290	547
Dave Newquist..... T14	76-70-67-71	284	3,200	Dan O'Neill..... T44	71-75-75-69	290	547
Andy Bean..... T19	70-74-71-70	285	2,216	Peter Oosterhuis..... T55	68-73-72-78	291	440
Bruce Crampton..... T19	72-73-72-68	285	2,216	Nate Starks..... T55	73-71-75-72	291	440
Forrest Fezler..... T19	71-70-71-73	285	2,216	Bob Stanton..... T55	73-72-69-77	291	440
Larry Hinson..... T19	68-74-73-70	285	2,216	Gary Groh..... T58	70-72-76-74	292	410
Bob Murphy..... T19	69-75-70-71	285	2,216	Mike Hill..... T58	73-72-73-74	292	410
Dave Hill..... T24	73-73-69-71	286	1,673	Bill Rogers..... T58	72-74-74-72	292	410
Jerry Pate..... T24	73-70-70-73	286	1,673	Jim Albus..... T61	72-71-74-76	293	375
Mason Rudolph..... T24	73-72-69-72	286	1,673	Randy Erskine..... T61	71-74-73-75	293	375
Wally Armstrong..... T27	69-71-75-72	287	1,450	Dave Stockton..... T61	71-72-77-73	293	375
Raymond Floyd..... T27	69-75-71-72	287	1,450	David Shuster..... T61	73-72-75-73	293	375
Grier Jones..... T27	71-68-71-77	287	1,450	Allen Miller..... T65	73-72-71-78	294	340
Howard Twitty..... T27	75-68-68-76	287	1,450	Joe Porter..... T65	71-72-73-78	294	340
Butch Baird..... T31	71-72-71-74	288	1,160	Curtis Madson..... T65	75-71-73-75	294	340
Julius Boros..... T31	72-71-75-70	288	1,160	Ken Still..... T68	74-69-79-73	295	315
Barry Jaeckel..... T31	73-73-70-72	288	1,160	Steve Taylor..... T68	72-73-75-75	295	315
Gil Morgan..... T31	73-71-71-73	288	1,160	Jim Dent..... T70	72-73-80-71	296	150
Victor Regalado..... T31	73-72-70-73	288	1,160	Larry Ziegler..... T70	74-72-75-75	296	150
Gary Wintz..... T31	73-71-73-71	288	1,160	Bob Zender..... T72	73-73-70-82	298	
Bud Allin..... T37	67-74-72-76	289	860				

# 1977 Doral-Eastern Open

**Doral Country Club (Blue), Miami, FL**  
**Par: 36-36-72 Yards: 7,065**

**Purse: \$200,000**  
**March 10-13, 1977**

**LEADERS: First Round**—Andy Bean's 5-under-par 67 gave him a one-stroke margin over Miller Barber, Leonard Thompson and Bob Erickson. **Second Round**—Bean added another 67 for a 10-under par 134 and a two-stroke lead over Larry Ziegler, with Leonard Thompson and David Graham three back. **Third Round**—Bean had a 71 and increased his lead to three over Thompson and Chi Chi Rodriguez.



**CUT:** 86 professionals at 2-over 146.

**Winner: Andy Bean 67-67-71-72 277 (11-under) \$40,000.00**

David Graham..... 2	71-67-71-69	278	\$22,800	Bob Lunn..... T43	73-71-73-73	290	\$680
Tom Weiskopf..... 3	73-69-69-68	279	14,200	Orville Moody..... T43	72-71-72-75	290	680
Mike Sullivan..... T4	70-71-68-72	281	8,800	Charles Sifford..... T43	71-73-72-74	290	680
Lanny Wadkins..... T4	70-73-66-72	281	8,800	Bob Zender..... T43	74-71-75-70	290	680
Miller Barber..... T6	68-71-73-70	282	5,980	Bud Allin..... T47	69-75-74-73	291	493
Billy Kratzert..... T6	74-70-67-71	282	5,980	Wally Armstrong..... T47	73-68-77-73	291	493
Graham Marsh..... T6	72-70-74-66	282	5,980	Homero Blancas..... T47	73-71-74-73	291	493
Chi Chi Rodriguez..... T6	73-69-66-74	282	5,980	Bill Garrett..... T47	69-73-76-73	291	493
Leonard Thompson..... T6	68-70-70-74	282	5,980	Lionel Hebert..... T47	75-71-71-74	291	493
Bruce Lietzke..... T11	73-73-68-69	283	3,920	Johnny Miller..... T47	73-73-74-71	291	493
Jack Nicklaus..... T11	72-70-70-71	283	3,920	Mike Morley..... T47	71-73-77-70	291	493
Victor Regalado..... T11	72-72-71-68	283	3,920	Mike Reid..... T47	71-73-76-71	291	493
Ed Sneed..... T11	71-70-71-71	283	3,920	Bill Rogers..... T47	74-71-69-77	291	493
Dave Stockton..... T11	70-72-70-71	283	3,920	Barney Thompson..... T47	73-71-71-76	291	493
Mark Hayes..... 16	73-69-69-73	284	3,200	Tommy Aaron..... T57	73-71-71-77	292	390
George Burns..... T17	70-70-75-70	285	2,600	Gary Baker..... T57	72-71-75-74	292	390
Lyn Lott..... T17	72-70-70-73	285	2,600	Jim Colbert..... T57	73-73-74-72	292	390
Mac McLendon..... T17	70-74-68-73	285	2,600	John Gentile..... T57	74-69-76-73	292	390
Peter Oosterhuis..... T17	70-69-72-74	285	2,600	Jay Haas..... T57	71-72-76-73	292	390
Larry Ziegler..... T17	69-67-73-76	285	2,600	Laurie Hammer..... T57	75-71-72-74	292	390
Ben Crenshaw..... T22	71-73-69-73	286	1,825	Mike McCullough..... T57	73-69-75-75	292	390
Al Geiberger..... T22	71-73-73-69	286	1,825	Art Wall..... T57	72-72-75-73	292	390
Gibby Gilbert..... T22	71-71-71-73	286	1,825	Mike Slijpko..... T57	73-72-75-72	292	390
Tom Shaw..... T22	71-69-72-74	286	1,825	Raymond Floyd..... T67	74-70-77-72	293	340
Lou Graham..... T26	74-69-69-75	287	1,390	Bob Eastwood..... T67	77-69-74-74	294	315
Hubert Green..... T26	73-70-72-72	287	1,390	Dave Eichelberger..... T67	72-71-70-81	294	315
Phillip Hancock..... T26	70-72-75-70	287	1,390	Mark Lye..... T67	73-72-72-77	294	315
Ed Sabo..... T26	72-74-68-73	287	1,390	Dan Sikes..... T67	72-74-75-73	294	315
J.C. Sneed..... T26	73-73-69-72	287	1,390	Bobby Cole..... T71	72-74-76-73	295	
Mike Wynn..... T26	73-71-70-73	287	1,390	George Johnson..... T71	74-70-75-76	295	
Kermit Zarley..... T26	72-72-71-72	287	1,390	Gary Koch..... T71	73-73-80-69	295	
Brian Barnes..... T26	74-67-73-73	287	1,390	Dave Marr..... T71	74-70-74-77	295	
Charles Coody..... T34	74-70-72-72	288	1,032	Florentino Molina..... T71	73-71-79-72	295	
Babe Hiskey..... T34	75-70-71-72	288	1,032	Tony Jacklin..... T76	73-71-76-76	296	
Gil Morgan..... T34	71-71-72-74	288	1,032	Tom Evans..... T76	72-74-75-75	296	
Tom Joyce..... T34	71-73-72-72	288	1,032	Keith Fergus..... T78	77-68-77-76	298	
Dave Newquist..... T34	74-72-72-70	288	1,032	Pat Fitzsimons..... T78	75-71-75-77	298	
Jim Dent..... T39	73-69-72-75	289	840	Bobby Mitchell..... T78	73-71-75-79	298	
Peter Jacobsen..... T39	74-72-73-70	289	840	Bob Erickson..... T78	68-74-76-80	298	
Curtis Strange..... T39	73-73-73-70	289	840	Bob Goalby..... 82	75-70-72-82	299	
Vicente Fernandez..... T39	75-71-69-74	289	840				



# 1978 Doral-Eastern Open

**Doral Country Club (Blue), Miami, FL**  
**Par: 36-36-72 Yards: 7,065**

**Purse: \$200,000**  
**March 9-12, 1978**

**LEADERS: First Round**—Ed Fiori had a 7-under 65 to lead by two over Lee Mikles, Gibby Gilbert, Tom Weiskopf, John Mahaffey and Bill Kratzert. **Second Round**—Jack Nicklaus, with a 67, and Mahaffey were tied at 8-under 136, with Fiori, Gilbert and Weiskopf at 137. **Third Round**—Weiskopf posted a 67 for a 12-under 204 total and a two-stroke margin over Bob Gilder, Gilbert and Mahaffey.



**CUT:** 84 professionals at 2-over 146. Because Saturday's play was washed out by rain, a 36-hole final was played Sunday, with all the players at 2-over 146 eliminated. They each received \$20.

**Winner: Tom Weiskopf 67-70-67-68 272 (16-under) \$40,000.00**

Jack Nicklaus..... 2	67-69-72-65	273	\$22,800	Larry Ziegler..... T36	69-73-72-73	287	\$861
John Mahaffey..... 3	67-69-70-72	278	14,200	Gary Koch..... T45	71-70-72-75	288	600
Ed Fiori..... T4	65-72-72-70	279	8,266	Jerry Pate..... T45	72-72-72-72	288	600
Bob Gilder..... T4	72-69-65-73	279	8,266	Victor Regalado..... T45	71-74-72-71	288	600
Eddie Pearce..... T4	70-69-70-70	279	8,266	Florentino Molina..... T45	72-72-73-71	288	600
Steve Melnyk..... 7	70-71-70-69	280	6,400	Bruce Devlin..... T49	72-72-74-71	289	471
Gibby Gilbert..... T8	67-70-69-75	281	5,225	Randy Erskine..... T49	73-72-77-67	289	471
Lon Hinkle..... T8	72-68-69-72	281	5,225	Laurie Hammer..... T49	74-71-73-71	289	471
Bruce Lietzke..... T8	70-71-71-69	281	5,225	George Knudson..... T49	72-73-73-71	289	471
Alan Tapie..... T8	71-74-69-67	281	5,225	Mark Lye..... T49	70-74-71-74	289	471
George Burns..... T12	72-71-72-67	282	3,533	Jeff Mitchell..... T49	71-74-71-73	289	471
Bob Eastwood..... T12	75-65-73-69	282	3,533	Bob Payne..... T49	70-73-70-76	289	471
Raymond Floyd..... T12	72-69-70-71	282	3,533	Bob Shearer..... T49	74-70-76-69	289	471
Billy Kratzert..... T12	67-74-69-72	282	3,533	Joe Porter..... T49	72-73-76-68	289	471
Mike Reid..... T12	71-68-74-69	282	3,533	Bruce Fleisher..... T58	71-72-76-71	290	405
Bill Rogers..... T12	76-67-72-67	282	3,533	Peter Jacobsen..... T58	72-70-73-75	290	405
Ben Crenshaw..... T18	75-67-72-69	283	2,500	Mason Rudolph..... T58	70-70-76-74	290	405
Ed Dougherty..... T18	70-72-68-73	283	2,500	Vicente Fernandez..... T58	72-73-74-71	290	405
Jerry Heard..... T18	72-69-69-73	283	2,500	Bobby Cole..... 62	77-68-71-75	291	380
Fuzzy Zoeller..... T18	74-71-69-69	283	2,500	David Graham..... T63	73-70-70-79	292	365
Ken Still..... T24	71-71-74-68	284	1,940	Greg Powers..... T63	69-69-80-74	292	365
Mike Sullivan..... T24	74-68-69-73	284	1,940	Dave Stockton..... 65	70-75-74-75	294	350
Jim Dent..... T24	75-69-69-72	285	1,576	Peter Oosterhuis..... T66	71-72-76-77	296	335
Hubert Green..... T24	70-71-69-75	285	1,576	Mike Ford..... T66	74-71-71-80	296	335
Chi Chi Rodriguez..... T24	70-69-70-76	285	1,576	Woody Blackburn..... T68	73-72-79-78	302	315
John Schroeder..... T24	74-69-72-70	285	1,576	Chris Pigott..... T68	72-72-79-79	302	315
Ed Sneed..... T24	73-70-68-74	285	1,576	Tommy Aaron..... T70	73-73	146	20
Lee Mikles..... T24	67-73-71-74	285	1,576	Sam Adams..... T70	73-73	146	20
Andy Bean..... T30	71-73-73-69	286	1,215	Frank Beard..... T70	73-73	146	20
Terry Diehl..... T30	71-69-71-75	286	1,215	Gay Brewer..... T70	70-76	146	20
Lou Graham..... T30	68-72-75-71	286	1,215	Pete Brown..... T70	73-73	146	20
Mike Hill..... T30	73-72-70-71	286	1,215	Jim Chancey..... T70	72-74	146	20
Mike McCullough..... T30	73-71-70-72	286	1,215	Jim Colbert..... T70	74-72	146	20
Leonard Thompson..... T30	73-71-72-70	286	1,215	Dave Eichelberger..... T70	73-73	146	20
Wally Armstrong..... T36	68-71-74-74	287	861	Keith Fergus..... T70	73-73	146	20
Rex Caldwell..... T36	70-73-73-71	287	861	Morris Hatalsky..... T70	77-69	146	20
Lee Elder..... T36	70-73-71-73	287	861	Terry Mauney..... T70	75-71	146	20
Mark Hayes..... T36	71-70-69-77	287	861	Jerry McGee..... T70	75-71	146	20
Bob Mann..... T36	70-69-76-72	287	861	Jack Renner..... T70	73-73	146	20
Ed Sabo..... T36	74-69-71-73	287	861	David Thore..... T70	74-72	146	20
J.C. Snead..... T36	72-72-69-74	287	861	Bobby Wadkins..... T70	72-74	146	20
Lee Trevino..... T36	73-68-77-69	287	861				



# 1979 Doral-Eastern Open

**Doral Country Club (Blue), Miami, FL**  
**Par: 36-36-72 Yards: 7,065**

**Purse: \$250,000**  
**March 15-18, 1979**

**LEADERS: First Round**—Alan Tapie's 6-under 66 led Rod Curl, Bill Kratzert, Mark McCumber, Gibby Gilbert and Jack Renner by one stroke. **Second Round**—Kratzert's 69 left him at 8-under 136 and a one-shot lead over Tapie, Rogers and Renner and two over McCumber. **Third Round**—Tapie was at 10-under 206 good for a one-stroke lead over McCumber and a two-shot margin over Rogers.



**CUT:** 77 professionals at 3-over 147.

**Winner: Mark McCumber 67-71-69-72 279 (9-under) \$45,000.00**

Bill Rogers..... 2	70-68-70-72	280	\$27,000	George Burns ..... T40	70-75-71-75	291	\$1,000
Rod Curl..... 2	67-76-70-68	281	17,000	Jim Chancey ..... T40	71-76-73-71	291	1,000
Gibby Gilbert..... T4	67-77-70-68	282	9,843	Mark Lye ..... T40	70-73-76-72	291	1,000
Mike McCullough ..... T4	70-71-74-67	282	9,843	Jack Renner ..... T40	67-71-76-77	291	1,000
Alan Tapie..... T4	66-71-69-76	282	9,843	Frank Conner ..... T44	74-68-74-76	292	755
Kermit Zarley ..... T4	73-72-66-71	282	9,843	Mark Hayes..... T44	70-73-77-72	292	755
Billy Kratzert..... 8	67-69-75-72	283	7,750	Pat McGowan ..... T44	71-76-72-73	292	755
David Graham ..... T9	69-72-73-70	284	6,750	Allen Miller ..... T44	73-74-76-69	292	755
Tom Kite..... T9	73-72-70-69	284	6,750	Larry Webb ..... T44	68-72-79-73	292	755
Bobby Wadkins..... T9	73-70-71-70	284	6,750	Jack Sommers ..... T44	72-73-74-73	292	755
Andy Bean..... T12	69-71-73-72	285	5,500	Butch Baird..... T50	73-70-77-73	293	615
Michael Brannan ..... T12	74-71-72-68	285	5,500	Marty Fleckman ..... T50	72-75-74-72	293	615
Tommy Aaron..... T14	70-73-74-69	286	4,375	Grier Jones..... T50	73-74-76-70	293	615
Jim Dent..... T14	68-71-73-74	286	4,375	Julius Boros ..... T53	69-77-76-72	294	573
Wayne Levi ..... T14	68-76-71-71	286	4,375	Jack Nicklaus ..... T53	73-74-75-72	294	573
J.C. Snead..... T14	73-73-72-68	286	4,375	Cesar Sanudo..... T53	71-75-72-76	294	573
Jim Colbert..... T18	69-74-76-68	287	3,375	Leonard Thompson ..... T53	71-73-76-74	294	573
Lou Graham..... T18	71-72-72-72	287	3,375	Larry Ziegler ..... T53	73-72-75-74	294	573
Dick Mast..... T18	70-74-72-71	287	3,375	Lee Mikles..... T53	72-73-74-75	294	573
Eddie Pearce ..... T18	72-72-72-71	287	3,375	Mike Hill..... T59	72-73-77-73	295	547
Wally Kuchar ..... T22	70-73-73-72	288	2,600	Tom Storey..... T59	74-73-73-75	295	547
Lindy Miller ..... T22	71-73-75-69	288	2,600	Doug Tewell..... T59	71-76-80-68	295	547
Gil Morgan..... T22	75-69-73-71	288	2,600	Dennis Sullivan..... T59	69-78-75-73	295	547
Brad Bryant ..... T25	69-72-75-73	289	1,950	Jerry Heard ..... T63	72-73-75-76	296	527
Bruce Devlin..... T25	71-75-73-70	289	1,950	Mark James..... T63	70-75-75-76	296	527
Mike Reid..... T25	70-75-75-69	289	1,950	Craig Stadler ..... T63	78-67-75-76	296	527
Scott Simpson..... T25	69-76-71-73	289	1,950	Rocky Thompson..... T63	74-73-77-72	296	527
Ed Sneed..... T25	71-73-71-74	289	1,950	Bob Murphy ..... T67	74-73-75-75	297	505
Wally Armstrong..... T30	69-71-74-76	290	1,392	Ron Streck..... T67	68-78-74-77	297	505
Howard Clark ..... T30	70-70-77-73	290	1,392	Tom Weiskopf..... T67	78-69-79-71	297	505
Keith Fergus..... T30	69-74-77-70	290	1,392	Bobby Baker ..... T67	72-74-76-75	297	505
Bruce Fleisher ..... T30	72-75-69-74	290	1,392	Peter Chapin ..... T67	70-74-79-74	297	505
Joe Hager..... T30	74-72-72-72	290	1,392	Morris Hatalsky ..... T72	72-74-76-76	298	487
Jeff Mitchell ..... T30	71-71-77-71	290	1,392	Ed Byman ..... T72	73-71-79-75	298	487
Mike Morley ..... T30	73-72-72-73	290	1,392	Ed Dougherty ..... T74	74-71-75-79	299	477
Jack Newton..... T30	71-75-73-71	290	1,392	Bruce Lietzke..... T74	69-76-77-77	299	477
Calvin Peete..... T30	68-77-73-72	290	1,392	Greg Pitzer..... 76	73-73-79-76	301	470
Dana Quigley ..... T30	74-71-75-70	290	1,392	Mark Mike ..... 77	71-76-80-81	308	465

# 1980 Doral-Eastern Open

**Doral Country Club (Blue), Miami, FL**  
**Par: 36-36-72 Yards: 7,065**

**Purse: \$250,000**  
**March 13-16, 1980**

**LEADERS: First Round**—Keith Fergus and Tommy Valentine, with 4-under 68s, led by one over six players. **Second Round**—Valentine was joined by Leonard Thompson at 7-under 137, while David Eger and Bruce Lietzke were at 138. **Third Round**—Fergus, Lietzke and Jack Nicklaus were tied at 6-under 210. Wayne Levi and Leonard Thompson were one back.



**CUT:** 70 professionals at 2-over 146.

**Winner: Raymond Floyd 74-69-70-66 279 (9-under) \$45,000.00**

Jack Nicklaus..... 2	72-67-71-69	279	\$27,000	Mark Hayes..... T34	74-71-75-71	291	\$1,290
Keith Fergus..... 3	68-73-69-70	280	17,000	Bob E. Smith..... T34	73-72-75-71	291	1,290
Wayne Levi..... 4	69-71-71-72	283	12,000	David Eger..... T39	69-69-78-76	292	1,075
Ben Crenshaw..... T5	71-68-74-71	284	9,500	Jim Colbert..... T39	72-72-72-76	292	1,075
Ed Fiori..... T5	72-70-72-70	284	9,500	Lee Trevino..... T39	73-71-74-74	292	1,075
Andy Bean..... T7	75-69-70-71	285	7,275	Butch Baird..... T42	73-70-76-74	293	850
Terry Diehl..... T7	73-69-73-70	285	7,275	Bob Byman..... T42	74-72-77-70	293	850
Grier Jones..... T7	73-68-73-71	285	7,275	Lee Elder..... T42	72-71-75-75	293	850
Bruce Lietzke..... T7	70-68-72-75	285	7,275	Jerry McGee..... T42	72-70-76-75	293	850
Leonard Thompson..... T7	69-68-74-74	285	7,275	Bob Murphy..... T42	73-72-72-76	293	850
David Graham..... T12	71-71-71-73	286	5,250	Tom Weiskopf..... T42	72-72-73-76	293	850
Jeff Mitchell..... T12	73-71-71-71	286	5,250	Tommy Aaron..... T48	72-72-77-73	294	621
Jerry Pate..... T12	70-72-74-70	286	5,250	Morris Hatalsky..... T48	72-73-77-72	294	621
Dave Barr..... T15	75-71-71-70	287	3,631	Calvin Peete..... T48	74-72-74-74	294	621
Bill Calfee..... T15	70-74-72-71	287	3,631	Chi Chi Rodriguez..... T48	74-72-76-72	294	621
Danny Edwards..... T15	71-68-78-70	287	3,631	Curtis Strange..... T48	71-73-76-74	294	621
Dave Hill..... T15	69-73-72-73	287	3,631	Kermit Zarley..... T48	69-74-77-74	294	621
Billy Kratzert..... T15	72-71-73-71	287	3,631	Desmond Smyth..... T48	75-71-74-74	294	621
Scott Simpson..... T15	74-67-74-72	287	3,631	Lou Graham..... T55	70-74-77-74	295	567
J.C. Snead..... T15	72-72-74-69	287	3,631	Mike Morley..... T55	72-72-78-73	295	567
Barney Thompson..... T15	72-71-72-72	287	3,631	Ed Sneed..... T55	74-70-76-75	295	567
Bill Rogers..... T23	70-74-73-71	288	2,600	Craig Stadler..... T55	76-70-78-71	295	567
Vance Heafner..... T24	71-72-73-73	289	2,025	Rex Caldwell..... T59	69-74-79-74	296	552
Barry Jaeckel..... T24	73-71-72-73	289	2,025	Gardner Dickinson..... T59	73-70-77-76	296	552
Terry Mauney..... T24	71-74-74-70	289	2,025	Greg Powers..... T61	71-73-77-76	297	545
John Schroeder..... T24	74-70-71-74	289	2,025	John Adams..... T62	73-73-77-75	298	532
Alan Tapie..... T24	72-70-78-69	289	2,025	Bobby Heins..... T62	71-73-78-76	298	532
Tommy Valentine..... T24	68-69-76-76	289	2,025	Sammy Rachels..... T62	74-72-75-77	298	532
Roger Calvin..... T30	74-71-73-72	290	1,587	Tim Simpson..... T62	75-71-77-75	298	532
Bruce Fleisher..... T30	71-71-74-74	290	1,587	Roger Kennedy..... T66	74-71-72-82	299	520
Gibby Gilbert..... T30	70-74-76-70	290	1,587	John Calabria..... T67	72-72-75-81	300	515
Mark James..... T30	70-69--76-75	290	1,587	Lonnie Nielsen..... T68	72-72-82-75	301	507
Ken Brown..... T34	72-72--74-73	291	1,290	Lance Ten Broeck..... T68	74-71-80-76	301	507
Brad Bryant..... T34	74-70--75-72	291	1,290	Larry Ziegler..... T70	71-75-80-76	302	500
Rod Curl..... T34	76-68-76-71	291	1,290				

# 1981 Doral-Eastern Open

**Doral Country Club (Blue), Miami, FL**  
**Par: 36-36-72 Yards: 7,065**

**Purse: \$250,000**  
**March 12-15, 1981**

**LEADERS: First Round**—Raymond Floyd, Gil Morgan and David Graham were tied at 6-under 66, with Keith Fergus at 5-under 67. **Second Round**—Lanny Wadkins, with a 66, and Floyd were tied at 10-under 134. Morgan was a stroke back at 135. **Third Round**—Strange shot a 66 for 15-under 201 and led by four over Ziegler and Kite.



**CUT:** 70 professionals at 2-over 146.

**Winner: Raymond Floyd 66-68-71-68 273 (15-under) \$45,000.00**

Keith Fergus.....	T2	67-71-69-67	274	\$22,000	Ed Dougherty.....	T41	72-72-69-75	288	\$828
David Graham.....	T2	66-73-68-67	274	22,000	David Edwards.....	T41	68-73-75-72	288	828
Tom Kite.....	4	69-69-70-67	275	12,000	Gibby Gilbert.....	T41	71-72-69-76	288	828
Gil Morgan.....	T5	66-69-71-70	276	9,500	Artie McNickle.....	T41	74-71-73-70	288	828
Leonard Thompson.....	T5	68-68-71-69	276	9,500	Tim Norris.....	T41	76-69-70-73	288	828
Bruce Lietzke.....	7	73-66-69-69	277	8,375	Dan Pohl.....	T41	68-75-74-71	288	828
Bud Allin.....	T8	72-67-70-69	278	7,500	Dave Stockton.....	T41	71-73-71-73	288	828
Bob Murphy.....	T8	68-71-69-70	278	7,500	Tom Storey.....	T41	72-71-69-76	288	828
Mike Reid.....	T10	70-70-68-71	279	6,500	Seve Ballesteros.....	T50	72-74-72-71	289	603
Mike Sullivan.....	T10	70-69-70-70	279	6,500	David Eger.....	T50	73-73-68-75	289	603
Mark Lye.....	12	73-70-65-72	280	5,750	John Fought.....	T50	70-73-71-75	289	603
Bobby Wadkins.....	T13	76-69-67-69	281	5,000	Hale Irwin.....	T50	68-74-71-76	289	603
Lanny Wadkins.....	T13	68-66-75-72	281	5,000	Lyn Lott.....	T50	69-73-75-72	289	603
Bruce Fleisher.....	T15	73-70-68-71	282	3,875	Jim Colbert.....	T55	74-68-71-77	290	557
Mark Hayes.....	T15	72-70-70-70	282	3,875	Frank Conner.....	T55	71-72-74-73	290	557
Scott Hoch.....	T15	68-72-71-71	282	3,875	Dan Halldorson.....	T55	74-70-71-75	290	557
Greg Norman.....	T15	71-69-70-72	282	3,875	Terry Mauney.....	T55	72-74-73-71	290	557
Mark O'Meara.....	T15	70-72-68-72	282	3,875	Allen Miller.....	T55	70-72-74-74	290	557
Tom Weiskopf.....	T15	68-71-71-72	282	3,875	Gary Player.....	T55	70-73-77-70	290	557
J.C. Snead.....	21	73-69-73-68	283	3,000	Bob Shearer.....	T55	71-72-72-75	290	557
John Adams.....	T22	75-70-69-70	284	2,500	Dick Siderowf.....	T55	72-70-73-75	290	Amateur
Fred Couples.....	T22	72-74-69-69	284	2,500	Bobby Walzel.....	T55	72-71-73-74	290	557
Scott Simpson.....	T22	73-67-70-74	284	2,500	Wally Armstrong.....	T64	73-73-73-72	291	520
Fuzzy Zoeller.....	T22	68-72-72-72	284	2,500	Ken Brown.....	T64	73-73-72-73	291	520
Miller Barber.....	T26	70-70-72-73	285	1,775	Terry Diehl.....	T64	70-73-73-75	291	520
Rex Caldwell.....	T26	71-74-71-69	285	1,775	Peter Jacobsen.....	T64	72-71-75-73	291	520
Bill Calfee.....	T26	71-75-65-74	285	1,775	Jerry McGee.....	T64	74-72-74-71	291	520
Vance Heafner.....	T26	73-71-68-73	285	1,775	Eddie Pearce.....	T64	74-72-73-72	291	520
Jeff Mitchell.....	T26	73-71-74-67	285	1,775	Barney Thompson.....	T64	70-73-74-74	291	520
Greg Powers.....	T26	71-71-69-74	285	1,775	Dave Hill.....	T71	74-72-75-71	292	497
Tim Simpson.....	T26	71-68-71-75	285	1,775	Victor Regalado.....	T71	72-73-75-72	292	497
CharlieL. Gibson.....	T33	72-69-73-72	286	1,381	Rod Curl.....	T73	74-72-73-74	293	487
Tom Jenkins.....	T33	71-71-70-74	286	1,381	Lou Graham.....	T73	76-70-72-75	293	487
Jack Newton.....	T33	71-70-74-71	286	1,381	Dave Barr.....	T75	73-72-75-74	294	475
John Traub.....	T33	74-72-71-69	286	1,381	Barry Jaeckel.....	T75	73-72-76-73	294	475
Mike Gove.....	T37	74-69-73-71	287	1,150	Mike Morley.....	T75	72-72-71-79	294	475
Hubert Green.....	T37	70-71-74-72	287	1,150	Tommy Aaron.....	78	72-73-75-76	296	465
John Schroeder.....	T37	73-71-74-69	287	1,150	Cesar Sanudo.....	79	71-74-76-78	299	460
Ron Streck.....	T37	71-74-70-72	287	1,150	Frank Beard.....	80	75-71-74-80	300	455
Ben Crenshaw.....	T41	71-75-70-72	288	828					

# 1982 Doral-Eastern Open

**Doral Country Club (Blue), Miami, FL**  
**Par: 36-36-72 Yards: 7,065**

**Purse: \$300,000**  
**February 25-28, 1982**

**LEADERS: First Round**—Craig Stadler, with a 6-under 66, led by one over Jack Nicklaus, Bobby Wadkins and Eric Batten. **Second Round**—Stadler extended his lead to two with a 69 for 9-under 135 after 36 holes. He led Andy Bean by two. **Third Round**—Stadler slipped to 73 and 8-under 208 but still led by one over Bean, Mike Nicolette and Jerry Pate.



**CUT:** 82 professionals and 1 amateur at 3-over 147.

**Winner: Andy Bean 68-69-72-69 278 (10-under) \$54,000.00**

Scott Hoch..... T2	69-70-71-69	279	\$22,400	Tom Shaw..... T37	70-75-71-74	290	\$1,290
Mike Nicolette..... T2	68-70-71-70	279	22,400	Steve Benson..... T44	68-75-76-72	291	932
Jerry Pate..... T2	70-70-69-70	279	22,400	Bruce Fleisher..... T44	71-73-71-76	291	932
Calvin Peete..... T5	68-72-70-71	281	10,950	Jeff Sanders..... T44	74-72-71-74	291	932
Craig Stadler..... T5	66-69-73-73	281	10,950	Mike Sullivan..... T44	72-73-74-72	291	932
Curtis Strange..... T5	70-76-68-67	281	10,950	Scott Watkins..... T44	72-73-74-72	291	932
Eric Batten..... T8	67-72-72-71	282	9,000	Perry Arthur..... T49	74-71-75-72	292	733
Jim Dent..... T8	71-72-72-67	282	9,000	Bruce Douglass..... T49	72-75-71-74	292	733
Seve Ballesteros..... 10	69-71-75-68	283	8,100	Skeeter Heath..... T49	73-73-73-73	292	733
Nick Faldo..... T11	68-72-73-71	284	6,150	Mike McCullough..... T49	70-75-73-74	292	733
Barry Jaeckel..... T11	70-71-73-70	284	6,150	Bill Sander..... T49	71-71-75-75	292	733
Jack Nicklaus..... T11	67-71-72-74	284	6,150	Hal Sutton..... T49	70-75-73-74	292	733
Ed Sneed..... T11	70-73-73-68	284	6,150	Charles Coody..... T55	72-73-77-71	293	684
Bobby Wadkins..... T11	67-74-72-71	284	6,150	Mark McCumber..... T55	72-72-76-73	293	684
Tom Weiskopf..... T11	69-71-75-69	284	6,150	Greg Powers..... T55	71-74-71-77	293	684
Isao Aoki..... T17	70-72-72-71	285	4,200	Johnny Elam..... T58	69-78-71-76	294	660
Woody Blackburn..... T17	72-74-70-69	285	4,200	Jerry Heard..... T58	69-76-76-73	294	660
Ed Fiori..... T17	72-70-71-72	285	4,200	Larry Mize..... T58	73-74-74-73	294	660
Rick Pearson..... T17	70-74-74-67	285	4,200	Dick Siderowf..... T58	70-74-75-75	294	Amateur
Barney Thompson..... T17	72-72-71-70	285	4,200	Mick Soli..... T58	72-75-75-72	294	660
Bill Britton..... T22	70-75-71-70	286	2,785	Lee Trevino..... T58	75-71-75-73	294	660
Raymond Floyd..... T22	71-70-75-70	286	2,785	Beau Baugh..... T64	69-77-74-75	295	636
Hubert Green..... T22	72-69-72-73	286	2,785	Chip Beck..... T64	70-73-77-75	295	636
Tom Jenkins..... T22	72-71-73-70	286	2,785	Lyn Lott..... T64	73-72-75-75	295	636
Jim Nelford..... T22	72-70-72-72	286	2,785	Mark Calcavecchia..... T67	70-77-73-76	296	618
Leonard Thompson..... T22	70-74-73-69	286	2,785	Doug Campbell..... T67	71-76-77-72	296	618
Bob Eastwood..... T28	72-68-75-72	287	2,130	John DeForest..... T67	69-75-78-74	296	618
Phillip Hancock..... T28	71-73-76-67	287	2,130	Ken Green..... T70	77-70-75-75	297	600
Larry Nelson..... T28	75-71-71-70	287	2,130	Pat Lindsey..... T70	72-72-77-76	297	600
George Burns..... T31	70-73-74-71	288	1,860	Skip Dunaway..... T70	72-72-73-80	297	600
Vance Heafner..... T31	72-75-74-67	288	1,860	Frank Conner..... T70	70-77-80-73	300	564
Wayne Levi..... T31	69-71-73-75	288	1,860	Mark James..... T73	68-75-76-79	298	582
Jim Colbert..... T34	70-73-75-71	289	1,620	Mike Smith..... T73	70-77-75-76	298	582
John Fought..... T34	69-74-74-72	289	1,620	Tommy Valentine..... T73	73-73-74-78	298	582
Tom McGinnis..... T34	72-69-74-74	289	1,620	Manuel Pinero..... T76	72-75-80-73	300	564
Jim Albus..... T37	71-69-76-74	290	1,290	Charlie Krenkel..... T76	70-77-76-77	300	564
Jim Booros..... T37	68-73-74-75	290	1,290	Ray Barr Jr..... T79	72-75-76-78	301	549
Bobby Cole..... T37	71-74-74-71	290	1,290	David Thore..... T79	72-74-77-78	301	549
Dave Eichelberger..... T37	73-74-72-71	290	1,290	Lonnies Nielsen..... T81	73-73-76-80	302	537
Gibby Gilbert..... T37	70-71-77-72	290	1,290	Masahiro Kuramoto..... T81	71-76-76-79	302	537
Bobby Nichols..... T37	74-73-74-69	290	1,290				

# 1983 Doral-Eastern Open

**Doral Country Club (Blue), Miami, FL**  
**Par: 36-36-72**      **Yards: 7,065**

**Purse: \$300,000**  
**February 24-27, 1983**

**LEADERS: First Round**—Ed Fiori and Mike Gove shot 7-under-par 65s and led by one over Lanny Wadkins. **Second Round**—Allen Miller, with a 65, moved into the lead at 9-under 135. George Burns, Gove, Tom Kite and Gary Koch were tied for second at 136. **Third Round**—Koch, aided by a hole-in-one at No. 4, shot a 65 for a 15-under 201 and a four-stroke lead over Fiori.



**CUT:** 72 professionals at even par 144.

**Winner: Gary Koch      69-67-65-70      271 (17-under)      \$54,000.00**

Ed Fiori .....	2	65-73-67-71	276	\$32,400	Forrest Fetzler.....	T36	70-72-74-71	287	\$1,382
George Burns .....	3	69-67-70-71	277	20,400	Scott Hoch.....	T36	71-67-72-77	287	1,382
Raymond Floyd.....	T4	71-68-69-70	278	13,200	Lyn Lott.....	T36	70-73-70-74	287	1,382
Tom Kite.....	T4	68-68-72-70	278	13,200	David Ogrin .....	T36	71-73-73-70	287	1,382
Tom Purtzer.....	T6	69-68-70-72	279	10,425	Denis Watson .....	T36	71-70-73-73	287	1,382
Masahiro Kuramoto.....	T6	71-68-72-68	279	10,425	Jim Dent.....	T42	69-71-73-75	288	1,050
Jack Nicklaus.....	T8	70-70-69-71	280	9,000	Nick Faldo.....	T42	70-70-73-75	288	1,050
Tom Weiskopf.....	T8	71-67-70-72	280	9,000	Rod Nuckolls.....	T42	71-72-72-73	288	1,050
Ed Sneed .....	10	70-68-72-71	281	8,100	Doug Tewell.....	T42	69-74-69-76	288	1,050
Andy Bean.....	T11	69-71-72-70	282	6,600	Bobby Wadkins.....	T42	69-75-72-72	288	1,050
Fred Couples.....	T11	73-70-67-72	282	6,600	Chip Beck .....	T47	72-70-68-79	289	824
Calvin Peete.....	T11	70-68-70-74	282	6,600	Jim Booros .....	T47	68-73-70-78	289	824
Mike Sullivan.....	T11	72-68-70-72	282	6,600	Mike Donald .....	T47	73-70-72-74	289	824
Bob Boyd.....	T15	71-69-69-74	283	4,650	Mark Calcavecchia .....	T50	70-74-73-73	290	730
Mike Gove.....	T15	65-71-73-74	283	4,650	Tom Jenkins.....	T50	71-72-72-75	290	730
Allen Miller.....	T15	70-65-73-75	283	4,650	John McComish.....	T50	69-69-72-80	290	730
Peter Oosterhuis .....	T15	68-72-70-73	283	4,650	Lars Meyerson .....	T50	72-71-72-75	290	730
Clarence Rose.....	T15	70-67-71-75	283	4,650	Jeff Mitchell .....	T54	71-73-75-72	291	693
Leonard Thompson .....	T15	70-73-71-69	283	4,650	Nick Price .....	T54	71-70-74-76	291	693
Dave Barr .....	T21	72-69-72-71	284	3,240	Eric Batten.....	T56	73-70-72-77	292	681
Ken Green .....	T21	67-72-72-73	284	3,240	Jack Renner .....	T56	72-69-77-74	292	681
Wayne Levi .....	T21	73-70-69-72	284	3,240	Phillip Hancock .....	T58	75-69-74-75	293	666
Curtis Strange.....	T21	71-71-69-73	284	3,240	Jimmy Roy .....	T58	69-75-76-73	293	666
George Cadle.....	T25	71-68-72-74	285	2,193	Larry Ziegler.....	T58	74-70-75-74	293	666
Bruce Fleisher .....	T25	71-68-75-71	285	2,193	Bill Britton .....	T61	70-72-77-75	294	636
Gibby Gilbert.....	T25	69-71-73-72	285	2,193	Bill Buttner .....	T61	69-74-76-75	294	636
Pat Lindsey.....	T25	72-71-71-71	285	2,193	Curt Byrum .....	T61	69-71-76-78	294	636
Andy North.....	T25	74-70-70-71	285	2,193	Blaine McCallister .....	T61	69-75-73-77	294	636
Bill Rogers.....	T25	70-70-73-72	285	2,193	Mark Pfeil.....	T61	69-71-75-79	294	636
Jack Seltzer.....	T25	71-71-71-72	285	2,193	J.C. Snead.....	T61	71-73-72-78	294	636
Lanny Wadkins .....	T25	66-71-70-78	285	2,193	Lee Trevino.....	T61	69-75-72-78	294	636
Ronnie Black.....	T33	73-68-72-73	286	1,695	Wally Armstrong.....	T68	72-67-76-80	295	609
Lee Elder .....	T33	73-71-69-73	286	1,695	Terry Diehl.....	T68	69-75-74-77	295	609
Mac O'Grady.....	T33	71-70-70-75	286	1,695	Chi Chi Rodriguez.....	70	72-71-75-79	297	600
T.C. Chen.....	T36	69-73-74-71	287	1,382					

# 1984 Doral-Eastern Open

**Doral Country Club (Blue), Miami, FL**  
**Par: 36-36-72**      **Yards: 7,065**

**Purse: \$400,000**  
**March 8-11, 1984**

**LEADERS: First Round**—John Adams and Larry Rinker, both with six-under 66s, led by one over three others. **Second Round**—Jack Nicklaus, George Archer and Bob Shearer shared a one-shot lead over two others with 8-under totals of 136. **Third Round**—Archer and Bruce Lietzke, at 11-under 205, led by one over Nicklaus, Johnny Miller and Gary Hallberg.



**CUT:** 74 professionals at even par 144.

**Winner: Tom Kite      68-69-70-65      272 (16-under)      \$72,000.00**

Jack Nicklaus.....	2	67-69-70-68	274	\$43,200	Hal Sutton.....	T33	71-72-70-72	285	\$2,025
George Archer.....	T3	71-65-69-70	275	23,200	Denis Watson.....	T33	76-68-72-69	285	2,025
Bruce Lietzke.....	T3	71-67-67-70	275	23,200	Isao Aoki.....	T41	68-71-75-72	286	1,400
Gary Hallberg.....	5	67-70-69-70	276	16,000	Bob Eastwood.....	T41	74-69-73-70	286	1,400
Andy Bean.....	T6	72-69-69-67	277	12,950	Ken Green.....	T41	70-72-73-71	286	1,400
Ben Crenshaw.....	T6	69-71-71-66	277	12,950	Dan Halldorson.....	T41	71-72-69-74	286	1,400
Johnny Miller.....	T6	68-70-68-71	277	12,950	Billy Kratzert.....	T41	71-71-72-72	286	1,400
Bob Shearer.....	T6	70-66-73-68	277	12,950	Bill Rogers.....	T41	72-69-72-73	286	1,400
Gibby Gilbert.....	T10	70-70-69-69	278	10,000	Lee Trevino.....	T41	67-72-71-76	286	1,400
Wayne Levi.....	T10	70-68-69-71	278	10,000	Russ Cochran.....	T48	70-73-71-73	287	985
Tony Sills.....	T10	69-71-69-69	278	10,000	Fred Couples.....	T48	72-72-73-70	287	985
Gary Koch.....	13	70-69-69-71	279	8,400	David Graham.....	T48	69-72-73-73	287	985
George Burns.....	14	73-69-67-71	280	7,600	Donnie Hammond.....	T48	72-71-70-74	287	985
Bernhard Langer.....	T15	72-67-68-74	281	6,800	Phillip Hancock.....	T48	74-70-75-68	287	985
Sandy Lyle.....	T15	71-71-67-72	281	6,800	Bob Murphy.....	T48	73-71-68-75	287	985
Calvin Peete.....	T15	71-72-67-71	281	6,800	Corey Pavin.....	T48	75-69-70-73	287	985
Jim Dent.....	T18	73-69-73-67	282	5,400	Bill Sander.....	T48	70-70-71-76	287	985
Tommy Nakajima.....	T18	69-70-72-71	282	5,400	Wally Armstrong.....	T56	73-71-72-72	288	888
Scott Simpson.....	T18	69-75-67-71	282	5,400	Mark Calcavecchia.....	T56	73-70-70-75	288	888
Lance Ten Broeck.....	T18	69-71-72-70	282	5,400	Raymond Floyd.....	T56	72-71-72-73	288	888
Jeff Mitchell.....	T22	73-66-71-73	283	4,160	Mark O'Meara.....	T56	71-68-71-78	288	888
Greg Powers.....	T22	69-71-70-73	283	4,160	Mike Reid.....	T56	72-71-73-72	288	888
Curtis Strange.....	T22	72-69-70-72	283	4,160	Tim Simpson.....	T56	70-74-68-76	288	888
Brad Bryant.....	T25	74-70-67-73	284	2,925	J.C. Snead.....	T56	72-72-72-72	288	888
Jim Colbert.....	T25	72-70-75-67	284	2,925	Dave Barr.....	T63	68-72-72-77	289	848
Jim Gallagher, Jr.....	T25	72-70-70-72	284	2,925	Tom Shaw.....	T63	71-73-72-73	289	848
Tom Jenkins.....	T25	68-70-75-71	284	2,925	Joey Sindelar.....	T63	73-69-74-73	289	848
Dan Pohl.....	T25	72-70-70-72	284	2,925	Mac O'Grady.....	66	71-72-74-73	290	832
Larry Rinker.....	T25	66-73-70-75	284	2,925	Mark Lye.....	T67	73-69-72-77	291	820
Leonard Thompson.....	T25	72-71-71-70	284	2,925	Allen Miller.....	T67	72-71-75-73	291	820
Bobby Wadkins.....	T25	70-74-71-69	284	2,925	Bob Boyd.....	T69	71-71-73-77	292	796
John Adams.....	T33	66-74-71-74	285	2,025	Dan Forsman.....	T69	72-71-70-79	292	796
Bruce Fleisher.....	T33	70-72-69-74	285	2,025	Jerry Pate.....	T69	72-72-76-72	292	796
Barry Jaekel.....	T33	73-68-72-72	285	2,025	Ed Sneed.....	T69	74-70-70-78	292	796
Roger Maltbie.....	T33	72-72-72-69	285	2,025	Howard Twitty.....	73	72-72-76-73	293	776
Mike Nicolette.....	T33	68-70-73-74	285	2,025	T.C. Chen.....	74	75-67-74-78	294	768
Greg Norman.....	T33	70-74-69-72	285	2,025					

# 1985 Doral-Eastern Open

**Doral Country Club (Blue), Miami, FL**  
**Par: 36-36-72 Yards: 6,939**

**Purse: \$400,000**  
**February 21-24, 1985**

**LEADERS: First Round**—Greg Twiggs, with a four-under-par 68, held a one-shot lead over Fred Couples and Lee Trevino. **Second Round**—Tom Kite, Mark McCumber and Gary Hallberg all shared the lead at three-under par 141. They held a one-stroke lead over Gibby Gilbert, Morris Hatafsky and Peter Oosterhuis. **Third Round**—Kite shared the lead with Bill Kratzert and Frank Conner at four-under-par 212. They held a one-shot advantage over Oosterhuis, McCumber and Jack Nicklaus.



**CUT:** 81 players at five-over-par 149 or better.

**Winner: Mark McCumber 70-71-72-71 284 (4-under) \$72,000.00**

Tom Kite.....	2	71-70-71-73	285	\$43,200	Johnny Miller.....	T35	74-73-72-75	294	\$1,847
Roger Maltbie.....	T3	71-74-72-70	287	23,200	David Frost.....	T43	74-72-78-71	295	1,400
Jack Nicklaus.....	T3	76-68-69-74	287	23,200	Nick Price.....	T43	73-72-72-78	295	1,400
Andy Bean.....	T5	70-74-72-72	288	13,560	Bill Rogers.....	T43	75-73-69-78	295	1,400
Billy Kratzert.....	T5	70-73-69-76	288	13,560	Brad Fabel.....	T46	74-75-71-76	296	1,069
Calvin Peete.....	T5	73-71-70-74	288	13,560	Jeff Hart.....	T46	72-75-76-73	296	1,069
Mark Pfeil.....	T5	74-73-69-72	288	13,560	Mike Nicolette.....	T46	76-73-74-73	296	1,069
Loren Roberts.....	T5	75-69-72-72	288	13,560	Clarence Rose.....	T46	73-75-74-74	296	1,069
George Archer.....	T10	75-70-71-73	289	8,571	David Thore.....	T46	73-70-76-77	296	1,069
Fred Couples.....	T10	69-76-74-70	289	8,571	Dennis Trixler.....	T46	71-74-75-76	296	1,069
Morris Hatafsky.....	T10	73-69-73-74	289	8,571	Fuzzy Zoeller.....	T46	74-73-77-72	296	1,069
Scott Hoch.....	T10	75-71-70-73	289	8,571	Mark Calcavecchia.....	T53	75-73-73-76	297	904
Andrew Magee.....	T10	71-73-72-73	289	8,571	Jim Dent.....	T53	75-73-72-77	297	904
Peter Oosterhuis.....	T10	70-72-71-76	289	8,571	Tom Jenkins.....	T53	72-77-75-73	297	904
Lee Trevino.....	T10	69-75-71-74	289	8,571	Pat Lindsey.....	T53	73-74-75-75	297	904
Mike Bright.....	T17	71-73-73-73	290	5,800	Mark Lye.....	T53	73-74-75-75	297	904
David Lundstrom.....	T17	73-74-70-73	290	5,800	Steve Pate.....	T53	73-75-75-74	297	904
Gene Sauers.....	T17	71-74-71-74	290	5,800	Ivan Smith.....	T53	76-73-77-71	297	904
Denis Watson.....	T17	73-73-69-75	290	5,800	Bob Tway.....	T53	76-71-76-74	297	904
Jim Colbert.....	T21	75-71-73-72	291	4,480	Bobby Wadkins.....	T53	75-74-75-73	297	904
Keith Fergus.....	T21	71-75-75-70	291	4,480	Ernie Gonzalez.....	T62	76-73-75-74	298	848
Gary Hallberg.....	T21	71-70-74-76	291	4,480	Ken Green.....	T62	76-72-76-74	298	848
Frank Conner.....	T24	74-71-67-80	292	3,165	Joe Inman.....	T62	73-75-74-76	298	848
Bob Eastwood.....	T24	74-73-72-73	292	3,165	Tim Norris.....	T62	77-72-77-72	298	848
Hubert Green.....	T24	71-75-73-73	292	3,165	Chi Chi Rodriguez.....	T62	74-74-77-73	298	848
Wayne Levi.....	T24	71-76-71-74	292	3,165	Lennie Clements.....	T67	73-73-74-79	299	812
Bob Lohr.....	T24	72-72-73-75	292	3,165	Mike Donald.....	T67	74-75-73-77	299	812
Mike McCullough.....	T24	72-74-70-76	292	3,165	Tom Lehman.....	T67	76-72-77-74	299	812
Jeff Sluman.....	T24	75-71-73-73	292	3,165	Larry Nelson.....	T67	74-74-79-72	299	812
Bruce Lietzke.....	T31	72-73-73-75	293	2,425	Rex Caldwell.....	T71	71-75-77-77	300	776
Chris Perry.....	T31	74-72-73-74	293	2,425	Gibby Gilbert.....	T71	70-72-76-82	300	776
Larry Rinker.....	T31	75-73-70-75	293	2,425	Mark Hayes.....	T71	71-77-78-74	300	776
Curtis Strange.....	T31	75-72-73-73	293	2,425	Hal Sutton.....	T71	72-77-73-78	300	776
Woody Blackburn.....	T35	73-73-74-74	294	1,847	Robert Wrenn.....	T71	70-78-76-76	300	776
George Burns.....	T35	75-72-76-71	294	1,847	Stuart W. Smith.....	T76	74-75-78-74	301	748
John DeForest.....	T35	72-73-72-77	294	1,847	Greg Twiggs.....	T76	68-75-80-78	301	748
Raymond Floyd.....	T35	73-75-74-72	294	1,847	Bill Bergin.....	T79	76-72-79-75	302	736
Bill Glasson.....	T35	75-74-72-73	294	1,847	Gary Pinns.....	T79	75-74-76-81	306	724
Mike Hill.....	T35	73-76-74-71	294	1,847	Tom Woodard.....	T79	74-74-78-80	306	724
Sandy Lyle.....	T35	74-73-72-75	294	1,847	Bill Sander.....	81	75-74-78-82	309	712



# 1986 Doral-Eastern Open

**Doral Country Club (Blue), Miami, FL**  
**Par: 36-36-72**      **Yards: 6,939**

**Purse: \$500,000**  
**March 6-9, 1986**

**LEADERS: First Round**—Mark Calcavecchia shot a 7-under-par 65 and led by one over Tom Purtzer, Roger Maltbie, Tom Kite and Tom Sieckmann. **Second Round**—Kite added a 67 for an 11-under-par 133 and led by three strokes over Ed Fiori, Ken Brown and D.A. Weibring. **Third Round**—Hubert Green equaled the tournament record with an 8-under 64 (29-35) for a 12-under 204. Kite was two behind at 10-under 206.



**CUT:** 72 professionals at 1-under 143.

**Winner: Andy Bean    71-68-68-69    276 (12-under)    \$90,000.00**

Hubert Green .....	2	70-70-64-72	276	\$54,000	Loren Roberts.....	T33	72-69-69-76	286	\$2,477
Tom Kite.....	T3	66-67-73-71	277	29,000	Tom Sieckmann .....	T33	66-71-76-73	286	2,477
Mark O'Meara .....	T3	70-67-74-66	277	29,000	Tony Sills.....	T33	73-67-70-76	286	2,477
Mac O'Grady.....	T5	73-67-69-70	279	19,000	Tom Watson .....	T33	69-70-71-76	286	2,477
Mike Sullivan.....	T5	71-69-69-70	279	19,000	David Edwards.....	T42	75-68-73-71	287	1,750
Tom Purtzer.....	7	66-71-73-70	280	16,750	Mike Hulbert.....	T42	72-66-75-74	287	1,750
Mark Calcavecchia .....	T8	65-72-72-72	281	13,500	Hale Irwin.....	T42	69-73-69-76	287	1,750
Ed Fiori .....	T8	68-68-74-71	281	13,500	Roger Maltbie.....	T42	66-74-72-75	287	1,750
David Frost.....	T8	69-70-73-69	281	13,500	Mike McCullough .....	T42	71-69-76-71	287	1,750
Billy Kratzert.....	T8	72-70-69-70	281	13,500	George Archer.....	T47	68-72-73-75	288	1,268
Bobby Wadkins.....	T8	72-69-69-71	281	13,500	Bobby Clampett .....	T47	75-65-71-77	288	1,268
Paul Azinger.....	T13	74-67-69-72	282	8,571	Jay Delsing .....	T47	72-69-71-76	288	1,268
Ken Brown .....	T13	68-68-73-73	282	8,571	Bob Lohr.....	T47	71-71-72-74	288	1,268
Mike Donald.....	T13	71-70-70-71	282	8,571	Jack Nicklaus.....	T47	70-70-73-75	288	1,268
Raymond Floyd.....	T13	70-70-71-71	282	8,571	Gene Sauers .....	T47	70-73-71-74	288	1,268
Bob Gilder.....	T13	69-72-70-71	282	8,571	J.C. Snead.....	T47	70-73-71-74	288	1,268
Doug Tewell.....	T13	69-69-73-71	282	8,571	Denis Watson.....	T47	71-70-71-76	288	1,268
D.A. Weibring.....	T13	69-67-71-75	282	8,571	Jim Gallagher, Jr. ....	T55	68-72-73-76	289	1,130
Danny Edwards.....	T24	69-69-72-73	283	5,825	Tim Norris .....	T55	71-70-71-77	289	1,130
Greg Ladehoff.....	T24	68-71-73-71	283	5,825	Calvin Peete.....	T55	70-70-72-77	289	1,130
Jim Thorpe.....	T24	68-69-70-76	283	5,825	Clarence Rose.....	T55	74-69-69-77	289	1,130
Howard Twitty.....	T24	70-70-69-74	283	5,825	Willie Wood.....	T55	71-72-72-74	289	1,130
Bruce Lietzke.....	T24	73-69-71-71	284	4,150	Fuzzy Zoeller.....	60	71-69-75-75	290	1,100
Mark McCumber.....	T24	71-68-71-74	284	4,150	Jim Colbert.....	T61	69-72-74-76	291	1,085
Tim Simpson.....	T24	68-72-70-74	284	4,150	Jeff Lewis.....	T61	71-71-73-76	291	1,085
Hal Sutton.....	T24	71-71-69-73	284	4,150	Barry Jaeckel.....	T63	71-70-74-77	292	1,060
Lance TenBroeck.....	T24	75-67-69-73	284	4,150	Larry Rinker.....	T63	69-74-73-76	292	1,060
Dave Barr.....	T29	70-71-72-72	285	3,325	Bob Tway.....	T63	72-70-71-79	292	1,060
Ben Crenshaw.....	T29	73-70-70-72	285	3,325	Kenny Knox.....	66	72-71-72-78	293	1,040
Larry Nelson.....	T29	69-72-73-71	285	3,325	Mike Miles.....	67	73-70-78-74	295	1,030
Tom Weiskopf.....	T29	73-70-70-72	285	3,325	Brad Fabel.....	68	70-72-74-80	296	1,020
Charles Bolling.....	T33	70-70-74-72	286	2,477	David Graham.....	T69	73-70-75-79	297	1,005
Rick Fehr.....	T33	69-73-73-71	286	2,477	Tom Shaw.....	T69	72-71-77-77	297	1,005
Morris Hatafsky.....	T33	71-71-71-73	286	2,477	Tom Pernice, Jr.....	71	73-70-79-77	299	990
Mike Nicolette.....	T33	74-69-71-72	286	2,477	Stu Ingraham.....	72	70-73-79-80	302	980
Chris Perry.....	T33	69-72-70-75	286	2,477					



# 1987 Doral-Ryder Open

**Doral Country Club (Blue), Miami, FL**  
**Par: 36-36-72 Yards: 6,939**

**Purse: \$1,000,000**  
**February 26-March 1, 1987**

**LEADERS: First Round**—Bernhard Langer shot a 7-under-par 65 and led by one over Larry Rinker. **Second Round**—Langer added a 72 for a 7-under-par 137 and was tied with Rinker, Fred Couples, Seve Ballesteros and Lennie Clements. Bill Rogers was alone at 138. **Third Round**—Lanny Wadkins shot a 6-under-par 66 for a 9-under par 207 and led by two over Ken Brown.



**CUT:** 80 professionals at 1-over 145.

**Winner: Lanny Wadkins 75-66-66-70 277 (11-under) \$180,000.00**

Seve Ballesteros..... T2	71-66-74-69	280	\$74,666	John Adams..... T41	72-70-75-72	289	\$3,700
Tom Kite..... T2	67-76-69-68	280	74,666	Bob Eastwood..... T41	71-74-75-69	289	3,700
Don Pooley..... T2	70-69-71-70	280	74,666	Buddy Gardner..... T41	69-71-79-70	289	3,700
David Edwards..... 5	73-70-71-67	281	40,000	Joey Sindelar..... T41	73-70-74-72	289	3,700
Fred Couples..... T6	73-64-74-71	282	33,500	Bobby Wadkins..... T41	71-71-74-73	289	3,700
Bruce Lietzke..... T6	70-71-72-69	282	33,500	Ben Crenshaw..... T46	75-69-72-74	290	2,913
J.C. Snead..... T6	71-73-68-70	282	33,500	Bill Rogers..... T46	71-67-77-75	290	2,913
Ken Brown..... T9	68-72-69-74	283	24,000	Tim Simpson..... T46	73-71-74-72	290	2,913
Lennie Clements..... T9	69-68-74-72	283	24,000	Bruce Fleisher..... T49	74-70-77-70	291	2,405
Ed Fiori..... T9	72-71-71-69	283	24,000	Bob Gilder..... T49	70-75-75-71	291	2,405
Dave Rummells..... T9	74-71-70-68	283	24,000	Ernie Gonzalez..... T49	70-74-75-72	291	2,405
Scott Simpson..... T9	71-69-72-71	283	24,000	Scott Hoch..... T49	71-72-76-72	291	2,405
Mike Sullivan..... T9	73-68-76-66	283	24,000	Billy Kratzert..... T49	73-70-75-73	291	2,405
T.C. Chen..... T15	70-72-72-70	284	16,500	Dick Mast..... T49	73-70-77-71	291	2,405
Andy Dillard..... T15	72-70-71-71	284	16,500	Calvin Peete..... T49	72-70-78-71	291	2,405
Brad Faxon..... T15	76-67-70-71	284	16,500	Tom Sieckmann..... T49	68-71-81-71	291	2,405
Tom Watson..... T15	70-72-71-71	284	16,500	Jay Delsing..... T57	71-74-73-74	292	2,190
Phil Blackmar..... T19	67-73-74-71	285	13,000	Ken Green..... T57	74-71-72-75	292	2,190
David Graham..... T19	72-72-72-69	285	13,000	Mark Hayes..... T57	70-73-75-74	292	2,190
Gene Sauers..... T19	73-67-74-71	285	13,000	Mike Hulbert..... T57	75-69-75-73	292	2,190
Paul Azinger..... T22	73-72-72-69	286	8,775	Peter Jacobsen..... T57	73-71-75-73	292	2,190
Ronnie Black..... T22	74-70-69-73	286	8,775	Andrew Magee..... T57	70-74-76-72	292	2,190
Bernhard Langer..... T22	65-72-76-73	286	8,775	Blaine McCallister..... T57	72-72-74-74	292	2,190
Bob Murphy..... T22	72-70-71-73	286	8,775	Tom Purtzer..... T57	71-72-75-74	292	2,190
Jack Nicklaus..... T22	69-74-73-70	286	8,775	Hale Irwin..... T65	74-70-77-72	293	2,070
Tony Sills..... T22	70-69-77-70	286	8,775	Davis Love III..... T65	76-67-76-74	293	2,070
Craig Stadler..... T22	71-70-75-70	286	8,775	Mark Lye..... T65	72-72-77-72	293	2,070
Willie Wood..... T22	72-73-71-70	286	8,775	Jack Renner..... T65	72-72-74-75	293	2,070
David Frost..... T30	71-73-74-69	287	6,210	Dave Barr..... T69	75-70-74-75	294	1,990
Wayne Levi..... T30	69-72-74-72	287	6,210	Raymond Floyd..... T69	72-70-75-77	294	1,990
Mark McCumber..... T30	70-72-75-70	287	6,210.4	Bill Glasson..... T69	73-72-77-72	294	1,990
Mike Reid..... T30	71-72-71-73	287	6,210.4	Pat McGowan..... T69	70-73-78-73	294	1,990
Fuzzy Zoeller..... T30	73-69-73-72	287	6,210.4	Johnny Miller..... T73	72-73-76-74	295	1,920
Isao Aoki..... T35	73-71-70-74	288	4,824	Lonnie Nielsen..... T73	71-71-77-76	295	1,920
George Burns..... T35	71-71-73-73	288	4,824	Lance Ten Broeck..... T73	75-70-74-76	295	1,920
Mark Calcavecchia..... T35	69-70-73-76	288	4,824	Mike Donald..... T76	73-72-78-73	296	1,870
Donnie Hammond..... T35	73-71-73-71	288	4,824	Bob Tway..... T76	72-70-75-79	296	1,870
John Mahaffey..... T35	73-68-73-74	288	4,824	Dan Pohl..... 78	73-69-75-81	298	1,840
Corey Pavin..... T35	70-72-73-73	288	4,824	Nick Price..... 79	76-68-78-78	300	1,820

# 1988 Doral-Ryder Open

**Doral Hotel and Country Club (Blue), Miami, FL**  
**Par: 36-36-72 Yards: 6,939**

**Purse: \$1,000,000**  
**March 3-6, 1988**

**LEADERS: First Round**—Bobby Wadkins shot a 5-under-par 67 and led by one stroke over Chip Beck, Tom Kite, Jack Nicklaus and Larry Nelson. **Second Round**—Wadkins added another 67 for a 10-under-par 134. Beck, after a 68, was two strokes back at 8-under-par 136. Nicklaus was alone at 137. **Third Round**—Wadkins remained in front after a 70 for a 12-under-par 204. Beck was two strokes back at 206. Mark McCumber was in third place at 207.



**CUT:** 80 professionals at 2-over-par 146.

**Winner: Ben Crenshaw 70-69-69-66 274 (14-under) \$180,000.00**

Chip Beck..... T2	68-68-70-69	275	\$88,000	Tim Simpson..... T38	71-75-68-71	285	\$4,300
Mark McCumber..... T2	71-68-68-68	275	88,000	George Archer..... T43	75-70-72-69	286	3,045
Raymond Floyd..... 4	69-71-68-68	276	48,000	David Edwards..... T43	72-70-74-70	286	3,045
John Mahaffey..... T5	69-72-69-67	277	36,500	Jim Gallagher, Jr..... T43	77-68-72-69	286	3,045
Larry Nelson..... T5	68-71-70-68	277	36,500	Tommy Nakajima..... T43	69-74-69-74	286	3,045
Joey Sindelar..... T5	71-69-69-68	277	36,500	David Ogrin..... T43	75-70-70-71	286	3,045
Scott Hoch..... T8	72-70-68-68	278	29,000	Chris Perry..... T43	74-72-71-69	286	3,045
Bruce Lietzke..... T8	69-71-68-70	278	29,000	Dave Rummells..... T43	77-69-73-67	286	3,045
Gil Morgan..... T8	69-69-73-67	278	29,000	Richard Zokol..... T43	71-72-71-72	286	3,045
Ed Fiori..... T11	69-71-69-70	279	22,000	Ronnie Black..... T51	76-69-71-71	287	2,292
Tom Kite..... T11	68-70-73-68	279	22,000	BillyRay Brown..... T51	75-69-72-71	287	2,292
Craig Stadler..... T11	71-73-67-68	279	22,000	Russ Cochran..... T51	72-73-68-74	287	2,292
Robert Wrenn..... T11	70-68-72-69	279	22,000	Buddy Gardner..... T51	71-74-73-69	287	2,292
Sandy Lyle..... T15	70-71-67-72	280	17,500	Hale Irwin..... T51	74-70-72-71	287	2,292
Bobby Wadkins..... T15	67-67-70-76	280	17,500	Billy Kratzer..... T51	70-73-69-75	287	2,292
Dan Forsman..... T17	73-69-72-67	281	15,500	Andrew Magee..... T51	71-73-72-71	287	2,292
Ken Green..... T17	72-71-70-68	281	15,500	Bill Rogers..... T51	70-74-73-70	287	2,292
Paul Azinger..... T19	71-72-69-70	282	12,120	Gene Sauers..... T51	72-72-69-74	287	2,292
Ken Brown..... T19	74-72-70-66	282	12,120	Bob Tway..... T51	74-70-72-71	287	2,292
Fred Couples..... T19	72-72-69-69	282	12,120	D.A. Weibring..... T51	71-69-73-74	287	2,292
Wayne Grady..... T19	70-71-71-70	282	12,120	Ed Dougherty..... T63	71-73-70-74	288	2,160
Mark Lye..... T19	72-73-68-69	282	12,120	Isao Aoki..... T63	74-72-73-70	289	2,110
Phil Blackmar..... T24	73-70-71-69	283	7,914	Curt Byrum..... T63	76-70-73-70	289	2,110
Mike Hulbert..... T24	77-68-70-68	283	7,914	Hubert Green..... T63	74-71-75-69	289	2,110
Wayne Levi..... T24	71-74-70-68	283	7,914	Bob Murphy..... T63	72-74-68-75	289	2,110
Jack Nicklaus..... T24	68-69-71-75	283	7,914	Andy Bean..... T67	71-74-71-74	290	1,970
Mark O'Meara..... T24	71-70-74-68	283	7,914	Donnie Hammond..... T67	76-68-76-70	290	1,970
Mike Reid..... T24	71-70-72-70	283	7,914	Davis Love III..... T67	74-70-74-72	290	1,970
Jeff Sluman..... T24	71-70-69-73	283	7,914	Roger Maltbie..... T67	74-72-71-73	290	1,970
Dave Barr..... T31	73-71-68-72	284	5,671	Blaine McCallister..... T67	73-72-73-72	290	1,970
T.C. Chen..... T31	74-72-69-69	284	5,671	Hajime Meshiai..... T67	76-70-71-73	290	1,970
Lennie Clements..... T31	72-69-72-71	284	5,671	Bill Sander..... T67	73-67-71-79	290	1,970
Dick Mast..... T31	74-71-66-73	284	5,671	Lanny Wadkins..... T67	74-71-74-71	290	1,970
Mac O'Grady..... T31	71-73-70-70	284	5,671	Denis Watson..... T67	75-69-71-75	290	1,970
Dan Pohl..... T31	77-68-69-70	284	5,671	Willie Wood..... T67	72-71-72-75	290	1,970
J.C. Snead..... T31	70-73-71-70	284	5,671	Don Pooley..... 77	73-73-74-71	291	1,860
Fulton Allem..... T38	74-69-72-70	285	4,300	Bob Eastwood..... T78	74-71-74-74	293	1,830
Tom Byrum..... T38	74-68-73-70	285	4,300	Curtis Strange..... T78	71-72-78-72	293	1,830
Steve Elkington..... T38	70-71-72-72	285	4,300	Tony Sills..... 80	75-71-71-77	294	1,800
Morris Hatafsky..... T38	73-70-70-72	285	4,300				

# 1989 Doral-Ryder Open

**Doral Hotel and Country Club (Blue), Miami, FL**  
**Par: 36-36-72      Yards: 6,939**

**Purse: \$1,300,000**  
**February 23-26, 1989**

**LEADERS: First Round**—Mark Calcavecchia shot a 7-under-par 65 and led by two strokes over Ben Crenshaw. **Second Round**—Bill Glasson, after a first-day 71, had a 7-under-par 65 for an 8-under-par 136. He led by one over Wayne Levi and by two over Calcavecchia, Fred Couples, John Huston and Buddy Gardner. **Third Round**—Glasson birdied three of last four holes for a 67 and 13-under-par 203. Calcavecchia was at 204. Gardner and Bruce Lietzke were tied at 9-under-par 207.



**CUT:** 70 professionals at 3-over-par 147.

**Winner: Bill Glasson      71-65-67-72      275 (13-under)      \$234,000.00**

Fred Couples .....	2	69-69-70-68	276	\$140,400	Kenny Knox .....	T33	75-70-71-70	286	\$6,722
Mark Calcavecchia .....	T3	65-73-66-74	278	67,600	Dave Rummells .....	T33	71-74-71-70	286	6,722
Bruce Lietzke .....	T3	68-71-68-71	278	67,600	Robert Wrenn .....	T33	71-73-73-69	286	6,722
Curtis Strange .....	T6	73-67-69-69	278	67,600	Brad Bryant .....	T40	72-69-72-74	287	5,330
John Huston .....	T6	69-69-70-71	279	43,550	Lon Hinkle .....	T40	69-74-74-70	287	5,330
Wayne Levi .....	T6	68-69-73-69	279	43,550	Hal Sutton .....	T40	71-71-77-68	287	5,330
Dan Pohl .....	T6	69-71-73-66	279	43,550	Isao Aoki .....	T43	71-75-72-70	288	3,958
Paul Azinger .....	T9	73-71-66-71	281	35,100	Billy Ray Brown .....	T43	74-71-73-70	288	3,958
Ben Crenshaw .....	T9	67-72-72-70	281	35,100	Curt Byrum .....	T43	72-74-73-69	288	3,958
Buddy Gardner .....	T9	70-68-69-74	281	35,100	Lennie Clements .....	T43	69-75-74-70	288	3,958
Dave Barr .....	T12	71-73-67-71	282	23,957	Mike Donald .....	T43	72-74-71-71	288	3,958
Jim Carter .....	T12	71-73-69-69	282	23,957	Raymond Floyd .....	T43	74-71-72-71	288	3,958
Steve Elkington .....	T12	69-72-68-73	282	23,957	Sandy Lyle .....	T43	74-71-71-72	288	3,958
Billy Mayfair .....	T12	75-72-69-66	282	23,957	Denis Watson .....	T43	72-71-73-72	288	3,958
Gil Morgan .....	T12	74-68-70-70	282	23,957	Bill Sander .....	51	69-75-74-71	289	3,198
David Ogrin .....	T12	71-71-69-71	282	23,957	Tommy Armour III .....	T52	73-72-74-71	290	3,048
Bob Tway .....	T12	69-72-71-70	282	23,957	Bob Eastwood .....	T52	73-71-74-72	290	3,048
Seve Ballesteros .....	T19	73-69-71-70	283	15,756	Brad Fabel .....	T52	70-77-71-72	290	3,048
T.C. Chen .....	T19	72-72-69-70	283	15,756	Tommy Nakajima .....	T52	78-69-68-75	290	3,048
Jay Haas .....	T19	72-73-72-66	283	15,756	George Archer .....	T56	73-74-74-70	291	2,925
Mark Lye .....	T19	75-72-66-70	283	15,756	Billy Casper .....	T56	72-74-73-72	291	2,925
Gene Sauers .....	T19	73-74-67-69	283	15,756	Morris Hatalsky .....	T56	73-74-72-72	291	2,925
Keith Clearwater .....	T24	72-71-68-73	284	10,790	Brian Tennyson .....	T56	73-71-73-74	291	2,925
Dan Halldorson .....	T24	70-69-74-71	284	10,790	Bob Estes .....	T60	72-75-72-73	292	2,821
Steve Jones .....	T24	70-74-71-69	284	10,790	Ted Schulz .....	T60	73-74-72-73	292	2,821
Nick Price .....	T24	72-73-73-66	284	10,790	Mark Wiebe .....	T60	72-75-74-71	292	2,821
Bobby Wadkins .....	T24	69-74-72-69	284	10,790	Willie Wood .....	T60	71-76-71-74	292	2,821
David Frost .....	T29	71-76-70-68	285	8,645	Lanny Wadkins .....	64	72-75-73-73	293	2,756
Mike Hulbert .....	T29	71-75-72-67	285	8,645	Brad Faxon .....	T65	70-71-79-74	294	2,717
John Inman .....	T29	74-71-72-68	285	8,645	Calvin Peete .....	T65	75-72-73-74	294	2,717
Mark O'Meara .....	T29	70-77-68-70	285	8,645	Hubert Green .....	67	71-74-75-76	296	2,678
Bobby Clampett .....	T33	70-73-71-72	286	6,722	Howard Twitty .....	68	73-73-74-78	298	2,652
David Edwards .....	T33	73-74-69-70	286	6,722	Jim Hallet .....	69	74-73-77-75	299	2,626
Ed Fiori .....	T33	69-73-74-70	286	6,722	Barry Jaeckel .....	70	71-74-82-73	300	2,600
Tom Kite .....	T33	69-73-69-75	286	6,722					

# 1990 Doral-Ryder Open

**Doral Hotel and Country Club (Blue), Miami, FL**  
**Par: 36-36-72**      **Yards: 6,939**

**Purse: \$1,400,000**  
**March 1-4, 1990**

**LEADERS: First Round**—Jim Gallagher shot a 7-under-par 65 and led by one stroke over Mike Hulbert. There were 10 players at 67. **Second Round**—Paul Azinger and Fred Couples were tied at 10-under 134. Mark Calcavecchia was one stroke behind, with Tom Purtzer three back. **Third Round**—Azinger and Couples both added 70s for 12-under-par 204 and led by one over Mike Reid. Purtzer, Bob Tway and Tim Simpson were tied at 9-under 207.



**CUT:** 77 professionals at 1-over 145.

**Winner: Greg Norman 68-73-70-62 273 (15-under) \$252,000.00**

Paul Azinger..... T2	68-66-70-69	273	\$104,533	Billy Andrade..... T40	70-72-74-69	285	\$5,320
Mark Calcavecchia..... T2	68-67-73-65	273	104,533	Ed Fiori..... T40	72-71-70-72	285	5,320
Tim Simpson..... T2	70-71-66-66	273	104,533	Gary Koch..... T40	67-77-69-72	285	5,320
Tom Purtzer..... T5	67-70-70-68	275	53,200	Pat McGowan..... T40	69-75-69-72	285	5,320
Mike Reid..... T5	67-72-66-70	275	53,200	Rocco Mediate..... T40	71-71-74-69	285	5,320
Fred Couples..... 7	67-67-70-72	276	46,900	Duffy Waldorf..... T40	72-69-72-72	285	5,320
David Edwards..... T8	69-75-68-65	277	39,200	George Burns..... T46	71-73-75-67	286	3,598
Wayne Grady..... T8	69-71-71-66	277	39,200	Clark Burroughs..... T46	68-74-78-66	286	3,598
Ken Green..... T8	68-71-70-68	277	39,200	Bob Estes..... T46	71-74-72-69	286	3,598
Peter Jacobsen..... T8	68-72-72-65	277	39,200	Jim Gallagher, Jr..... T46	65-74-72-75	286	3,598
John Adams..... T12	68-74-73-65	280	28,350	Lon Hinkle..... T46	72-70-72-72	286	3,598
Ben Crenshaw..... T12	67-76-70-67	280	28,350	Mark O'Meara..... T46	73-70-74-69	286	3,598
Bruce Lietzke..... T12	73-72-68-67	280	28,350	Tom Sieckmann..... T46	73-67-75-71	286	3,598
Gil Morgan..... T12	68-74-69-69	280	28,350	Jeff Sluman..... T46	72-72-72-70	286	3,598
Gene Sauers..... T16	71-69-69-72	281	21,700	Craig Stadler..... T46	74-71-72-69	286	3,598
Ted Schulz..... T16	72-73-69-67	281	21,700	Tom Watson..... T46	70-73-71-72	286	3,598
Brian Tennyson..... T16	71-72-70-68	281	21,700	Jim Booros..... T56	72-71-75-69	287	3,080
Bob Tway..... T16	67-72-68-74	281	21,700	Billy Ray Brown..... T56	72-69-74-72	287	3,080
Fulton Allem..... T20	70-72-69-71	282	16,893	John Cook..... T56	67-71-73-76	287	3,080
Bill Britton..... T20	68-73-72-69	282	16,893	Mark Lye..... T56	72-72-73-70	287	3,080
Calvin Peete..... T20	75-68-70-69	282	16,893	Roger Maltbie..... T56	71-73-71-72	287	3,080
Phil Blackmar..... T23	67-71-75-70	283	11,515	Larry Nelson..... T56	75-70-74-68	287	3,080
Mark Brooks..... T23	74-70-69-70	283	11,515	Kenny Perry..... T56	71-72-75-69	287	3,080
Curt Byrum..... T23	70-70-72-71	283	11,515	Mike Sullivan..... T56	75-70-74-68	287	3,080
Clark Dennis..... T23	67-73-75-68	283	11,515	Scott Verplank..... T56	72-68-74-73	287	3,080
Steve Pate..... T23	72-71-74-66	283	11,515	Mike Donald..... T65	73-71-69-75	288	2,912
Peter Persons..... T23	71-71-68-73	283	11,515	John Inman..... T65	70-73-71-74	288	2,912
Payne Stewart..... T23	70-73-72-68	283	11,515	Paul Trittler..... T65	72-69-75-72	288	2,912
Doug Tewell..... T23	70-69-72-72	283	11,515	Andy Bean..... T68	72-73-74-70	289	2,814
Ian Baker-Finch..... T31	72-73-70-69	284	7,606	Steve Elkington..... T68	70-73-73-73	289	2,814
Jay Don Blake..... T31	72-73-71-68	284	7,606	Bob Lohr..... T68	77-68-71-73	289	2,814
Morris Hatafsky..... T31	72-70-73-69	284	7,606	Jack Nicklaus..... T68	68-72-75-74	289	2,814
Hale Irwin..... T31	67-73-73-71	284	7,606	Raymond Floyd..... T72	69-75-73-74	291	2,730
Andrew Magee..... T31	72-73-69-70	284	7,606	Nick Price..... T72	73-71-78-69	291	2,730
David Ogrin..... T31	71-71-72-70	284	7,606	Mike Hulbert..... 74	66-77-72-77	292	2,688
Don Shirey, Jr..... T31	69-74-74-67	284	7,606	Denis Watson..... 75	72-73-75-73	293	2,660
J.C. Snead..... T31	72-73-69-70	284	7,606	Webb Heintzelman..... T76	71-70-77-76	294	2,618
Bobby Wadkins..... T31	70-74-72-68	284	7,606	P.H. Horgan III..... T76	69-74-76-75	294	2,618

# 1991 Doral-Ryder Open

**Doral Hotel and Country Club (Blue), Miami, FL**  
**Par: 36-36-72 Yards: 6,939**

**Purse: \$1,400,000**  
**February 28-March 3, 1991**

**LEADERS: First Round**—Keith Clearwater, Jim Hallet, Rocco Mediate and Chip Beck were tied at 6-under-par 66. There were seven players tied at 67. **Second Round**—Kenny Perry, after an 8-under 64, moved in front with a total of 11-under 133. Jack Nicklaus, after a 63, was alone at 134. Andy Bean, Mark O'Meara, Russ Cochran and Mediate were tied at 136. **Third Round**—Bean added a 67 for a 13-under 203. Cochran and Mediate were tied at 12-under 204. Davis Love III and Mark Calcavecchia were tied at 9-under-par 207.



**CUT:** 76 professionals at 1-under 143.

**Winner: Rocco Mediate 66-70-68-72 276 (12-under) \$252,000.00**

Curtis Strange..... 2	69-68-72-67	276	\$151,200	Tom Eubank..... T36	68-73-72-78	291	\$6,310
Andy Bean..... T3	68-68-67-74	277	81,200	Greg Norman..... T36	71-71-75-74	291	6,310
Russ Cochran..... T3	69-67-68-73	277	81,200	Jim Thorpe..... T36	69-73-74-75	291	6,310
Davis Love III..... T5	71-68-68-72	279	53,200	Hale Irwin..... T43	70-69-76-77	292	4,760
Jack Nicklaus..... T5	71-63-75-70	279	53,200	Mark Lye..... T43	68-73-75-76	292	4,760
Mark Calcavecchia..... 7	68-70-69-73	280	46,900	Mike Reid..... T43	69-68-76-79	292	4,760
Lanny Wadkins..... 8	71-67-70-73	281	43,400	Jeff Sluman..... T43	72-70-75-75	292	4,760
Wayne Levi..... 9	67-70-71-74	282	40,600	Billy Andrade..... T47	69-72-75-77	293	3,552
Tom Sieckmann..... 10	68-72-71-72	283	37,800	Tom Byrum..... T47	75-67-73-78	293	3,552
Buddy Gardner..... T11	72-70-70-72	284	30,800	Keith Clearwater..... T47	66-73-76-78	293	3,552
Mike Hulbert..... T11	70-73-67-74	284	30,800	Brad Faxon..... T47	72-69-76-76	293	3,552
Mark O'Meara..... T11	67-69-74-74	284	30,800	Dan Forsman..... T47	67-76-71-79	293	3,552
Mike Smith..... T11	70-72-70-72	284	30,800	Blaine McCallister..... T47	71-72-73-77	293	3,552
Chip Beck..... T15	66-71-74-74	285	23,800	Mike Sullivan..... T47	72-70-71-80	293	3,552
Kenny Perry..... T15	69-64-75-77	285	23,800	Bobby Wadkins..... T47	71-72-74-76	293	3,552
Brian Tennyson..... T15	70-70-69-76	285	23,800	Dick Mast..... T55	69-69-75-81	294	3,192
Steve Elkington..... T18	71-69-72-74	286	18,256	Peter Persons..... T55	71-72-75-76	294	3,192
Nolan Henke..... T18	69-70-70-77	286	18,256	Greg Cerulli..... T55	67-70-76-81	294	3,192
Bernhard Langer..... T18	69-70-73-74	286	18,256	Jim Booros..... T58	71-71-76-77	295	3,038
Andrew Magee..... T18	72-67-70-77	286	18,256	David Canipe..... T58	69-70-76-80	295	3,038
Jim Hallet..... T18	66-74-71-75	286	18,256	Bobby Clampett..... T58	71-72-71-81	295	3,038
Ian Baker-Finch..... T23	69-70-72-76	287	14,000	John Cook..... T58	71-70-74-80	295	3,038
Ted Schulz..... T23	72-69-70-76	287	14,000	Dave Rummells..... T58	69-73-75-78	295	3,038
Brian Claar..... T25	71-69-72-76	288	10,686	Tim Simpson..... T58	68-71-75-81	295	3,038
Ben Crenshaw..... T25	68-71-76-73	288	10,686	Stan Utley..... T58	69-68-78-80	295	3,038
Kenny Knox..... T25	73-70-72-73	288	10,686	Neal Lancaster..... T58	71-71-76-77	295	3,038
Bruce Lietzke..... T25	69-73-71-75	288	10,686	Donnie Hammond..... T66	70-73-73-80	296	2,856
Tom Purtzer..... T25	67-72-75-74	288	10,686	Scott Hoch..... T66	68-74-76-78	296	2,856
Scott Simpson..... T25	68-73-72-75	288	10,686	Peter Jacobsen..... T66	71-71-74-80	296	2,856
John Mahaffey..... T31	71-71-72-75	289	8,890	Chris Perry..... T66	70-72-73-81	296	2,856
Doug Tewell..... T31	68-72-72-77	289	8,890	Howard Twitty..... T66	71-70-78-77	296	2,856
Gil Morgan..... T33	68-72-73-77	290	7,910	Jim Gallagher, Jr..... 71	71-72-75-79	297	2,772
Paul Trittler..... T33	69-74-72-75	290	7,910	Billy Ray Brown..... T72	67-75-75-81	298	2,716
Bob Wolcott..... T33	68-74-72-76	290	7,910	Bob Eastwood..... T72	74-68-78-78	298	2,716
Jay Don Blake..... T36	68-74-73-76	291	6,310	Jim McGovern..... T72	69-73-77-79	298	2,716
Curt Byrum..... T36	74-69-75-73	291	6,310	Ray Stewart..... 75	72-71-71-86	300	2,660
Mike Donald..... T36	72-70-73-76	291	6,310	Fred Funk..... 76	71-72-76-83	302	2,632
Bob Estes..... T36	70-73-76-72	291	6,310				

# 1992 Doral-Ryder Open

**Doral Hotel and Country Club (Blue), Miami, FL**  
**Par: 36-36-72**      **Yards: 6,939**

**Purse: \$1,400,000**  
**March 5-8, 1992**

**LEADERS: First Round**—Fred Couples, Steve Elkington, Loren Roberts and Mike Smith were tied at 6-under 66. Raymond Floyd was one of seven players tied at 5-under 67. **Second Round**—Floyd added another 67 for a 10-under 134 and led by one stroke over Keith Clearwater and Couples. **Third Round**—Floyd scored his third straight 67 for a 15-under 201. He led by three strokes over Larry Nelson and Couples, both at 204. Clearwater and Howard Twitty were at 11-under 205.



**CUT:** 81 professionals at even-par 144.

**Winner: Raymond Floyd 67-67-67-70 271 (17-under) \$252,000.00**

Keith Clearwater..... T2	68-67-70-68	273	\$123,200	Payne Stewart..... T37	71-69-73-70	283	\$6,020
Fred Couples..... T2	66-69-69-69	273	123,200	Jim McGovern..... T37	74-68-70-71	283	6,020
Ken Green..... T4	69-70-68-67	274	61,600	Billy Andrade..... T44	68-72-75-69	284	4,232
Davis Love III..... T4	71-68-68-67	274	61,600	Kelly Gibson..... T44	72-71-73-68	284	4,232
Howard Twitty..... 6	68-69-68-70	275	50,400	Billy Mayfair..... T44	70-71-73-70	284	4,232
Hale Irwin..... T7	70-66-70-70	276	42,175	Tom Sieckmann..... T44	73-70-71-70	284	4,232
Tom Kite..... T7	73-68-66-69	276	42,175	Mike Sullivan..... T44	74-69-68-73	284	4,232
Larry Nelson..... T7	68-71-65-72	276	42,175	Bob Tway..... T44	73-71-71-69	284	4,232
Mark O'Meara..... T7	70-71-65-70	276	42,175	Andy Bean..... T50	72-71-70-72	285	3,288
Mark Brooks..... T11	71-69-68-69	277	33,600	George Burns..... T50	70-71-70-74	285	3,288
Doug Tewell..... T11	72-69-68-68	277	33,600	John Daly..... T50	72-71-71-71	285	3,288
Ed Dougherty..... T13	73-70-69-66	278	25,480	Jim Gallagher, Jr..... T50	67-73-72-73	285	3,288
P.H. Horgan III..... T13	68-69-71-70	278	25,480	Sandy Lyle..... T50	72-71-71-71	285	3,288
Tom Lehman..... T13	68-71-71-68	278	25,480	Peter Persons..... T50	72-69-72-72	285	3,288
Wayne Levi..... T13	71-70-66-71	278	25,480	Tim Simpson..... T50	75-69-68-73	285	3,288
Jim Woodward..... T13	71-70-69-68	278	25,480	Mike Standly..... T50	72-70-71-72	285	3,288
Jay Don Blake..... T18	68-71-68-72	279	14,903	Bruce Zabriski..... T50	69-74-72-70	285	3,288
Ben Crenshaw..... T18	67-69-71-72	279	14,903	Ronnie Black..... T59	71-73-70-72	286	3,024
John Huston..... T18	72-70-69-68	279	14,903	Brad Bryant..... T59	70-74-69-73	286	3,024
Bruce Lietzke..... T18	74-70-69-66	279	14,903	Michael Cuning..... T59	74-70-71-71	286	3,024
Andrew Magee..... T18	72-68-69-70	279	14,903	Ed Humenik..... T59	72-71-71-72	286	3,024
David Peoples..... T18	70-71-68-70	279	14,903	Gil Morgan..... T59	74-70-72-70	286	3,024
Dan Pohl..... T18	68-72-72-67	279	14,903	Dudley Hart..... T59	70-71-75-70	286	3,024
Loren Roberts..... T18	66-75-71-67	279	14,903	Chris Tucker..... T59	73-70-72-71	286	3,024
Curtis Strange..... T18	67-72-75-65	279	14,903	Ernie Gonzalez..... T66	71-72-73-71	287	2,884
Scott Gump..... T18	73-70-67-69	279	14,903	David Toms..... T66	74-70-70-73	287	2,884
Jim Hallet..... T18	70-72-68-69	279	14,903	Bobby Wadkins..... T66	67-77-74-69	287	2,884
Jay Delsing..... T29	71-72-69-68	280	9,520	Mark Calcavecchia..... T69	71-69-74-74	288	2,814
Mike Hulbert..... T29	72-72-65-71	280	9,520	Tom Weiskopf..... T69	71-72-71-74	288	2,814
Lance Ten Broeck..... T29	68-72-70-70	280	9,520	Russ Cochran..... T71	70-73-76-70	289	2,744
Joey Sindelar..... T32	69-71-69-72	281	8,102	Kenny Knox..... T71	75-69-70-75	289	2,744
Jeff Sluman..... T32	69-68-73-71	281	8,102	Kenny Perry..... T71	74-70-74-71	289	2,744
Duffy Waldorf..... T32	67-73-74-67	281	8,102	Morris Hatalsky..... T74	74-69-72-75	290	2,674
Neal Lancaster..... T32	72-72-68-69	281	8,102	Jodie Mudd..... T74	72-69-77-72	290	2,674
Steve Elkington..... 36	66-71-74-71	282	7,210	Bart Bryant..... T76	69-75-77-70	291	2,604
Chip Beck..... T37	70-70-74-69	283	6,020	Fred Funk..... T76	67-72-75-77	291	2,604
Billy Ray Brown..... T37	69-69-72-73	283	6,020	Rocco Mediate..... T76	72-72-73-74	291	2,604
Olin Browne..... T37	70-73-68-72	283	6,020	Phil Blackmar..... 79	72-69-74-77	292	2,548
Chris Perry..... T37	72-69-71-71	283	6,020	Dan Forsman..... 80	73-71-75-75	294	2,520
Mike Smith..... T37	66-72-73-72	283	6,020	Hideki Kase..... 81	75-69-71-81	296	2,492



# 1993 Doral-Ryder Open

**Doral Resort and Country Club (Blue), Miami, FL**  
**Par: 36-36-72 Yards: 6,939**

**Purse: \$1,400,000**  
**March 4-7, 1993**

**LEADERS: First Round**—Greg Norman, with a 7-under-par 65, held a one-shot lead over Tom Kite and Dave Rummells. **Second Round**—Norman and Paul Azinger, at 11-under-par 133, were a stroke in front of David Frost. **Third Round**—Norman, after a course record-tying 62, was at 21-under-par 195, good for a six-stroke advantage over Azinger.



**CUT:** 76 professionals at 1-under-par 143.

**Winner: Greg Norman 65-68-62-70 265 (23-under) \$252,000.00**

Paul Azinger..... T2	67-66-68-68	269	\$123,200	Dillard Pruitt..... T38	73-67-69-73	282	\$5,740
Mark McCumber..... T2	69-67-66-67	269	123,200	Tom Watson..... T38	68-71-69-74	282	5,740
David Frost..... 4	70-64-68-68	270	67,200	Richard Zokol..... T38	71-71-74-66	282	5,740
Sandy Lyle..... 5	69-67-68-68	272	56,000	Jim McGovern..... T38	70-68-73-71	282	5,740
Fred Couples..... T6	68-67-71-67	273	48,650	Neal Lancaster..... T38	69-70-72-71	282	5,740
Nick Faldo..... T6	72-65-70-66	273	48,650	Tom Purtzer..... T45	68-69-72-74	283	4,099
Tom Kite..... 8	66-73-69-67	275	43,400	Jeff Sluman..... T45	72-71-70-70	283	4,099
Scott Hoch..... 9	71-67-69-69	276	40,600	Lanny Wadkins..... T45	70-70-71-72	283	4,099
John Adams..... T10	72-67-70-68	277	31,033	Steve Lamontagne..... T45	73-70-70-70	283	4,099
Chip Beck..... T10	70-72-72-63	277	31,033	Brian Henninger..... T45	69-71-69-74	283	4,099
Steve Elkington..... T10	68-72-67-70	277	31,033	Gil Morgan..... T50	71-70-69-74	284	3,444
Ed Humenik..... T10	67-71-69-70	277	31,033	Doug Tewell..... T50	69-73-70-72	284	3,444
Lee Janzen..... T10	71-71-70-65	277	31,033	Duffy Waldorf..... T50	73-70-69-72	284	3,444
Jack Nicklaus..... T10	69-68-67-73	277	31,033	Dan Halldorson..... T53	70-73-70-72	285	3,241
Kelly Gibson..... T16	73-69-68-68	278	19,005	Davis Love III..... T53	75-67-73-70	285	3,241
Bill Glasson..... T16	70-69-69-70	278	19,005	Eddie Pearce..... T53	69-69-74-73	285	3,241
Wayne Grady..... T16	71-68-70-69	278	19,005	Curtis Strange..... T53	71-71-70-73	285	3,241
Ken Green..... T16	69-70-68-71	278	19,005	John Huston..... T57	70-72-73-71	286	3,122
Andrew Magee..... T16	71-69-69-69	278	19,005	David Jackson..... T57	70-69-75-72	286	3,122
Kenny Perry..... T16	71-69-70-68	278	19,005	Mark Lye..... T57	74-68-74-70	286	3,122
Nick Price..... T16	70-71-67-70	278	19,005	Mark Carnevale..... T57	71-71-71-73	286	3,122
Payne Stewart..... T16	74-67-69-68	278	19,005	Ronnie Black..... T61	72-70-73-72	287	2,996
Mark Calcavecchia..... T24	77-65-67-70	279	11,620	Bob Lohr..... T61	69-74-73-71	287	2,996
Peter Jacobsen..... T24	68-67-74-70	279	11,620	Marco Dawson..... T61	73-68-75-71	287	2,996
Billy Mayfair..... T24	74-67-67-71	279	11,620	Gary Nicklaus..... T61	72-69-73-73	287	2,996
Dave Rummells..... T24	66-72-74-67	279	11,620	Mike Malizia..... T61	76-66-73-72	287	2,996
Mike Standly..... T24	70-70-66-73	279	11,620	Billy Andrade..... T66	73-68-71-76	288	2,870
Keith Clearwater..... T29	71-65-69-75	280	9,310	Larry Nelson..... T66	71-71-71-75	288	2,870
John Daly..... T29	70-69-69-72	280	9,310	Bob Tway..... T66	73-70-79-66	288	2,870
Bruce Lietzke..... T29	71-66-75-68	280	9,310	Tim Crockett..... T66	73-66-74-75	288	2,870
Rocco Mediate..... T29	70-66-69-75	280	9,310	Lance Ten Broeck..... T70	70-73-71-75	289	2,786
Dave Barr..... T33	71-71-68-71	281	7,560	Greg Cerulli..... T70	70-73-73-73	289	2,786
Billy Ray Brown..... T33	69-72-75-65	281	7,560	Robin Freeman..... T72	68-72-71-79	290	2,716
Brian Claar..... T33	70-71-71-69	281	7,560	Tom Shaw..... T72	74-69-75-72	290	2,716
Raymond Floyd..... T33	72-70-68-71	281	7,560	Robert Wrenn..... T72	68-69-76-77	290	2,716
Ted Tryba..... T33	71-70-71-69	281	7,560	Andy Bean..... 75	70-73-69-79	291	2,660
Jay Don Blake..... T38	69-72-70-71	282	5,740	Paul Trittler..... 76	72-71-79-72	294	2,632
Jim Gallagher, Jr..... T38	73-69-72-68	282	5,740				

# 1994 Doral-Ryder Open

**Doral Resort and Country Club (Blue), Miami, FL**  
**Par: 36-36-72**      **Yards: 6,939**

**Purse: \$1,400,000**  
**March 3-6, 1994**

**LEADERS: First Round**—Jim Thorpe and Raymond Floyd, at 4-under-par 68, led by one stroke over Dick Mast. **Second Round**—Larry Nelson, with a 7-under-par 137 total, led by one over Mast, John Huston and Billy Andrade. **Third Round**—Andrade, at 12-under-par 204, led by two over Nelson.



**CUT:** 77 professionals at 4-over-par 148.

**Winner: John Huston    70-68-70-66    274 (14-under)    \$252,000.00**

Billy Andrade .....	T2	70-68-66-73	277	\$123,200	Brian Claar .....	T39	75-69-71-73	288	\$5,600
Brad Bryant .....	T2	70-69-69-69	277	123,200	Keith Clearwater.....	T39	75-73-72-68	288	5,600
Lennie Clements .....	T4	72-70-66-71	279	57,866	Tom Purtzer .....	T39	72-72-70-74	288	5,600
Jim Thorpe .....	T4	68-72-68-71	279	57,866	Bob Tway .....	T39	71-73-71-73	288	5,600
D.A. Weibring .....	T4	74-69-65-71	279	57,866	Mark Carnevale .....	T39	72-72-72-72	288	5,600
Bruce Lietzke .....	T7	74-69-71-67	281	43,633	Bruce Fleisher .....	T45	77-71-68-73	289	4,214
Greg Norman .....	T7	71-74-69-67	281	43,633	Ken Green .....	T45	72-73-73-71	289	4,214
Loren Roberts.....	T7	73-70-69-69	281	43,633	Kenny Perry.....	T45	73-73-71-72	289	4,214
Mike Hulbert.....	T10	72-74-70-66	282	35,000	Tom Watson .....	T45	73-74-71-71	289	4,214
Mark McCumber.....	T10	76-69-68-69	282	35,000	Mark Brooks.....	T49	73-74-72-71	290	3,344
Larry Nelson.....	T10	73-64-69-76	282	35,000	Ed Dougherty .....	T49	76-71-73-70	290	3,344
Raymond Floyd.....	T13	68-76-69-70	283	27,066	Rick Fehr.....	T49	77-71-72-70	290	3,344
Curtis Strange.....	T13	73-72-70-68	283	27,066	Bob Gilder .....	T49	74-73-70-73	290	3,344
Mike Sullivan.....	T13	71-75-71-66	283	27,066	Mark O'Meara .....	T49	77-71-68-74	290	3,344
Mark Calcavecchia .....	T16	74-72-68-70	284	19,640	Mike Reid .....	T49	73-75-75-67	290	3,344
Tom Kite .....	T16	72-73-69-70	284	19,640	Larry Rinker.....	T49	73-73-72-72	290	3,344
Andrew Magee.....	T16	75-73-69-67	284	19,640	Ted Tryba .....	T49	75-73-69-73	290	3,344
Dick Mast.....	T16	69-69-74-72	284	19,640	Paul Goydos .....	T49	72-74-71-73	290	3,344
Joe Ozaki.....	T16	75-69-71-69	284	19,640	Fred Funk.....	T58	73-71-72-75	291	3,108
Jeff Sluman .....	T16	74-71-70-69	284	19,640	Neal Lancaster.....	T58	71-71-77-72	291	3,108
Bob Burns.....	T16	70-73-69-72	284	19,640	John Morse.....	T58	74-73-74-70	291	3,108
Chip Beck .....	T23	74-71-68-72	285	12,880	Steve Elkington .....	T61	76-70-74-72	292	2,954
Jay Don Blake.....	T23	74-71-69-71	285	12,880	Ed Fiori .....	T61	75-71-73-73	292	2,954
David Frost.....	T23	74-70-69-72	285	12,880	Steve Lowery.....	T61	74-72-72-74	292	2,954
Craig Stadler.....	T23	71-73-69-72	285	12,880	David Peoples .....	T61	72-76-73-71	292	2,954
Michael Bradley.....	T27	75-68-74-69	286	9,520	Lanny Wadkins .....	T61	79-67-71-75	292	2,954
Scott Hoch.....	T27	72-73-67-74	286	9,520	Jim Woodward .....	T61	74-73-72-73	292	2,954
Bob Lohr.....	T27	72-72-73-69	286	9,520	Steve Stricker .....	T61	73-69-78-72	292	2,954
Gene Sauers .....	T27	72-74-69-71	286	9,520	Tom Cleaver.....	T61	75-71-73-73	292	2,954
Hal Sutton.....	T27	76-71-67-72	286	9,520	Davis Love III.....	T69	75-68-73-77	293	2,800
Jim McGovern .....	T27	75-70-68-73	286	9,520	David Toms .....	T69	72-75-75-71	293	2,800
Jesper Parnevik .....	T27	73-72-71-70	286	9,520	Richard Zokol .....	T69	76-71-74-72	293	2,800
Ben Crenshaw.....	T34	73-70-73-71	287	7,224	Nick Price.....	T72	75-73-73-73	294	2,716
David Edwards.....	T34	70-76-71-70	287	7,224	Dillard Pruitt.....	T72	73-73-76-72	294	2,716
Gary Hallberg.....	T34	71-73-72-71	287	7,224	Paul Trittler .....	T72	77-71-72-74	294	2,716
Lee Janzen.....	T34	74-74-68-71	287	7,224	Brandel Chamblee .....	T75	72-75-75-73	295	2,646
Jim Furyk.....	T34	72-73-70-72	287	7,224	Vijay Singh.....	T75	72-74-71-78	295	2,646
Dave Barr .....	T39	78-70-70-70	288	5,600					



# 1995 Doral-Ryder Open

**Doral Resort and Country Club (Blue), Miami, FL**  
**Par: 36-36-72      Yards: 6,939**

**Purse: \$150,000**  
**March 2-5, 1995**

**LEADERS: First Round**—Davis Love III, Steve Lowery and Scott Verplank, with 7-under-par 65s, led by one over Fulton Allem and Tom Kite. **Second Round**—Love, at 10-under-par 134, led by one over Russ Cochran. **Third Round**—Peter Jacobsen and Greg Norman, at 15-under 201, led by three over Nick Faldo and Love.



**CUT:** 78 professionals at 1-under-par 143.

**Winner: Nick Faldo      67-71-66-69      273 (15-under)      \$270,000.00**

Peter Jacobsen .....	T2	68-69-64-73	274	\$132,000	Bernhard Langer .....	T40	69-71-71-72	283	\$6,150
Greg Norman .....	T2	68-68-65-73	274	132,000	Dillard Pruitt .....	T40	70-69-71-73	283	6,150
Steve Elkington .....	T4	67-72-67-69	275	62,000	Bruce Vaughan .....	T40	70-69-71-73	283	6,150
Davis Love III .....	T4	65-69-70-71	275	62,000	Curt Byrum .....	T43	71-69-72-72	284	4,383
Justin Leonard .....	T4	68-68-71-68	275	62,000	David Edwards .....	T43	73-69-68-74	284	4,383
Hale Irwin .....	T7	70-70-67-69	276	48,375	Skip Kendall .....	T43	69-73-69-73	284	4,383
Woody Austin .....	T7	66-71-68-71	276	48,375	Billy Mayfair .....	T43	70-71-71-72	284	4,383
Steve Stricker .....	9	70-68-71-68	277	43,500	Loren Roberts .....	T43	70-71-70-73	284	4,383
Steve Lowery .....	T10	65-72-73-68	278	39,000	Curtis Strange .....	T43	72-71-67-74	284	4,383
Mark O'Meara .....	T10	69-72-66-71	278	39,000	Grant Waite .....	T43	71-71-65-77	284	4,383
Fulton Allem .....	T12	66-71-68-74	279	29,400	Scott Gump .....	T43	71-69-68-76	284	4,383
Michael Bradley .....	T12	70-73-67-69	279	29,400	Jim McGovern .....	T43	72-71-66-75	284	4,383
Mark McCumber .....	T12	70-71-69-69	279	29,400	Chris DiMarco .....	T43	71-71-70-72	284	4,383
Jeff Sluman .....	T12	69-67-70-73	279	29,400	Bruce Fleisher .....	T53	73-69-71-72	285	3,456
Vijay Singh .....	T12	70-70-67-72	279	29,400	Andrew Magee .....	T53	70-68-74-73	285	3,456
Lennie Clements .....	T17	70-70-67-73	280	17,700	Bobby Wadkins .....	T53	70-72-67-76	285	3,456
Raymond Floyd .....	T17	72-71-68-69	280	17,700	Mike Heinen .....	T53	68-75-73-69	285	3,456
Bill Glasson .....	T17	68-68-70-74	280	17,700	Paul Stankowski .....	T53	70-73-71-71	285	3,456
Jay Haas .....	T17	69-69-70-72	280	17,700	Paul Azinger .....	T58	70-72-72-72	286	3,240
Joe Ozaki .....	T17	68-68-72-72	280	17,700	Jay Don Blake .....	T58	72-67-70-77	286	3,240
Scott Verplank .....	T17	65-76-70-69	280	17,700	John Daly .....	T58	71-69-72-74	286	3,240
Ernie Els .....	T17	74-67-70-69	280	17,700	Chris Perry .....	T58	71-71-72-72	286	3,240
Dudley Hart .....	T17	71-67-68-74	280	17,700	Gene Sauers .....	T58	70-70-74-72	286	3,240
Colin Montgomerie .....	T17	72-68-68-72	280	17,700	Lanny Wadkins .....	T58	72-71-67-76	286	3,240
David Duval .....	T17	67-72-68-73	280	17,700	Mark Wiebe .....	T58	70-73-71-72	286	3,240
Jim Carter .....	T27	72-65-70-74	281	10,425	Neal Lancaster .....	T58	71-72-69-74	286	3,240
Russ Cochran .....	T27	71-64-71-75	281	10,425	Jim Furyk .....	T58	70-71-71-74	286	3,240
Mike Hulbert .....	T27	71-70-70-70	281	10,425	Clark Dennis .....	T67	71-72-71-73	287	3,045
John Huston .....	T27	73-69-65-74	281	10,425	Mike Standly .....	T67	73-67-71-76	287	3,045
Harry Taylor .....	T27	71-67-69-74	281	10,425	Bob Tway .....	T67	74-67-70-76	287	3,045
Jesper Parnevik .....	T27	71-66-74-70	281	10,425	John Morse .....	T67	70-70-72-75	287	3,045
Mark Calcavecchia .....	T33	69-74-70-69	282	7,757	Tom Kite .....	71	66-73-71-78	288	2,970
Brian Claar .....	T33	68-75-69-70	282	7,757	Robert Gamez .....	T72	70-69-73-77	289	2,910
Fred Funk .....	T33	70-72-70-70	282	7,757	Brian Henninger .....	T72	71-72-70-76	289	2,910
Jim Gallagher, Jr. ....	T33	71-68-71-72	282	7,757	Dave Stockton, Jr. ....	T72	71-70-71-77	289	2,910
Hal Sutton .....	T33	68-71-66-77	282	7,757	Billy Andrade .....	75	69-70-75-76	290	2,850
Tray Tyner .....	T33	69-68-73-72	282	7,757	Payne Stewart .....	76	68-74-76-74	292	2,820
D.A. Weibring .....	T33	71-70-67-74	282	7,757	Richard Sadler .....	77	72-69-76-77	294	2,790

# 1996 Doral-Ryder Open

**Doral Resort & Spa (Blue), Miami, FL**  
**Par: 36-36-72 Yards: 6,939**

**Purse: \$1,800,000**  
**February 29-March 3, 1996**

**LEADERS: First Round**—Lee Janzen opened with a 9-under-par 63 and led Michael Bradley by one stroke and Curt Byrum by two strokes. **Second Round**—Joe Ozaki, at 10-under-par 134, led by one over Bradley and two over Vijay Singh and Greg Norman. **Third Round**—Singh and Norman were tied at 13-under-par 203. Ozaki and Bradley trailed by two strokes.



**CUT:** 77 professionals at even-par 144.

**Winner: Greg Norman 67-69-67-66 269 (19-under) \$324,000.00**

Michael Bradley..... T2	64-71-70-66	271	\$158,400	Phil Mickelson ..... T38	72-68-74-70	284	\$7,920
Vijay Singh..... T2	70-66-67-68	271	158,400	Justin Leonard ..... T38	69-69-73-73	284	7,920
Fulton Allem..... T4	67-71-70-66	274	79,200	Curt Byrum ..... T42	65-76-70-74	285	5,791
Jerry Kelly ..... T4	67-71-69-67	274	79,200	David Frost..... T42	69-72-73-71	285	5,791
Jay Haas ..... T6	72-68-68-67	275	62,550	Bruce Lietzke..... T42	72-72-70-71	285	5,791
Joe Ozaki..... T6	69-65-71-70	275	62,550	Andrew Magee..... T42	71-73-68-73	285	5,791
Lennie Clements..... T8	71-67-68-71	277	46,800	Mike Springer..... T42	68-76-66-75	285	5,791
Raymond Floyd..... T8	68-70-71-68	277	46,800	Bob Tway..... T42	69-75-71-70	285	5,791
Larry Nelson..... T8	66-73-71-67	277	46,800	Scott Gump..... T42	72-71-70-72	285	5,791
Jeff Sluman..... T8	66-71-72-68	277	46,800	Omar Uresti..... T42	66-78-71-70	285	5,791
Patrick Burke..... T8	67-73-68-69	277	46,800	John Adams..... T50	68-75-70-73	286	4,252
Jesper Parnevik..... T8	68-71-69-69	277	46,800	Mark Brooks..... T50	72-72-71-71	286	4,252
Keith Clearwater..... T14	72-67-69-70	278	30,600	Lee Janzen..... T50	63-76-72-75	286	4,252
Wayne Levi..... T14	69-73-71-65	278	30,600	Billy Mayfair..... T50	75-69-70-72	286	4,252
John Morse..... T14	68-71-67-72	278	30,600	Blaine McCallister..... T50	68-71-72-75	286	4,252
Glen Day..... T14	68-71-67-72	278	30,600	Hal Sutton..... T50	71-72-72-71	286	4,252
Mike Brisky..... T14	66-73-68-71	278	30,600	Bobby Wadkins..... T50	75-68-71-72	286	4,252
Ben Crenshaw..... 19	68-71-68-72	279	25,200	Paul Goydos..... T50	71-73-73-69	286	4,252
Phil Blackmar..... T20	69-72-69-70	280	20,232	Fred Couples..... T58	75-68-71-73	287	3,960
Steve Jones..... T20	70-72-72-66	280	20,232	Peter Jacobsen..... T58	71-72-73-71	287	3,960
Nick Price..... T20	73-69-70-68	280	20,232	Curtis Strange..... T58	74-70-74-69	287	3,960
Loren Roberts..... T20	69-73-68-70	280	20,232	Tommy Tolles..... T58	69-75-73-70	287	3,960
Scott Verplank..... T20	66-74-69-71	280	20,232	Jim Furyk..... T58	70-74-72-71	287	3,960
Rick Fehr..... T25	68-71-70-72	281	14,700	Chip Beck..... T63	73-70-75-70	288	3,834
Bob Lohr..... T25	70-70-73-68	281	14,700	Lee Rinker..... T63	70-74-71-73	288	3,834
Corey Pavin..... T25	66-72-71-72	281	14,700	Keith Fergus..... T65	71-73-73-72	289	3,726
John Cook..... T28	72-68-70-72	282	11,970	Robert Gamez..... T65	72-71-76-70	289	3,726
Steve Elkington..... T28	71-71-72-68	282	11,970	Mark Wiebe..... T65	71-73-75-70	289	3,726
Nick Faldo..... T28	72-68-70-72	282	11,970	Dicky Pride..... T65	69-74-73-73	289	3,726
Nolan Henke..... T28	68-70-74-70	282	11,970	David Edwards..... T69	70-73-74-73	290	3,600
Marco Dawson..... T28	69-71-70-72	282	11,970	Grant Waite..... T69	69-74-75-72	290	3,600
Woody Austin..... T28	69-71-71-71	282	11,970	Stuart Appleby..... T69	71-72-74-73	290	3,600
Fred Funk..... T34	72-71-69-71	283	9,495	Brandel Chamblee..... T72	73-70-74-74	291	3,510
John Inman..... T34	71-69-72-71	283	9,495	Mike Heinen..... T72	73-71-76-71	291	3,510
Rocco Mediate..... T34	69-72-70-72	283	9,495	Mark Calcavecchia..... T74	71-71-78-73	293	3,438
Tom Scherrer..... T34	67-73-73-70	283	9,495	Lanny Wadkins..... T74	71-73-75-74	293	3,438
Kelly Gibson..... T38	66-76-69-73	284	7,920	David Toms..... 76	69-74-78-75	296	3,384
Tom Kite..... T38	72-70-74-68	284	7,920	Steve Schneiter..... 77	73-71-76-80	300	3,348

# 1997 Doral-Ryder Open

**Doral Resort & Spa (Blue), Miami, FL**  
**Par: 36-36-72 Yards: 6,939**

**Purse: \$1,800,000**  
**March 6-9, 1997**

**LEADERS: First Round**—Skip Kendall opened with a 7-under-par 65. Greg Norman, Bob Tway and Lee Rinker trailed by one. **Second Round**—Duval and Norman, at 10-under 134, led by one over Nick Price. Steve Elkington was two back. **Third Round**—Duval, at 12-under 204, held a one-stroke lead over Price. Elkington trailed by two.



**CUT:** 72 professionals and 1 amateur at even-par 144.

**Winner: Steve Elkington 70-66-70-69 275 (13-under) \$324,000.00**

Larry Nelson.....	T2	72-66-69-70	277	\$158,400	Craig Parry.....	T36	70-70-74-75	289	\$8,662
Nick Price.....	T2	68-67-70-72	277	158,400	John Maginnes.....	T36	71-70-74-74	289	8,662
David Duval.....	4	68-66-70-74	278	86,400	Keith Clearwater.....	T40	71-72-71-76	290	7,200
Fulton Allem.....	T5	70-70-70-70	280	65,700	Nick Faldo.....	T40	71-68-75-76	290	7,200
Ronnie Black.....	T5	67-71-70-72	280	65,700	Bill Glasson.....	T40	71-73-71-75	290	7,200
Robert Damron.....	T5	72-66-71-71	280	65,700	Brett Quigley.....	T40	70-72-76-72	290	7,200
Brad Bryant.....	8	69-70-74-68	281	55,800	Robert Floyd.....	T40	71-68-75-76	290	Amateur
Wayne Levi.....	T9	70-72-68-72	282	46,800	Robin Freeman.....	T45	70-74-72-75	291	5,594
Greg Norman.....	T9	66-68-74-74	282	46,800	Sandy Lyle.....	T45	67-71-78-75	291	5,594
Craig Stadler.....	T9	71-72-67-72	282	46,800	Clarence Rose.....	T45	74-69-74-74	291	5,594
Bob Tway.....	T9	66-71-70-75	282	46,800	Glen Day.....	T45	70-73-76-72	291	5,594
Jay Haas.....	T13	67-72-74-70	283	33,750	Jim Furyk.....	T45	72-71-74-74	291	5,594
Billy Mayfair.....	T13	70-67-77-69	283	33,750	Mark Brooks.....	T50	72-72-74-74	292	4,398
Chris Perry.....	T13	71-67-72-73	283	33,750	Kelly Gibson.....	T50	69-74-76-73	292	4,398
Vijay Singh.....	T13	72-72-69-70	283	33,750	Joey Sindelar.....	T50	72-72-75-73	292	4,398
Mike Brisky.....	17	70-71-72-71	284	28,800	Scott Verplank.....	T50	73-71-73-75	292	4,398
Michael Bradley.....	T18	70-71-76-68	285	26,100	Paul Goydos.....	T50	69-74-73-76	292	4,398
Doug Martin.....	T18	67-71-74-73	285	26,100	David Berganio, Jr.....	T50	69-75-71-77	292	4,398
Phil Blackmar.....	T20	73-70-73-70	286	18,157	Russ Cochran.....	T56	71-70-77-75	293	4,068
Peter Jacobsen.....	T20	70-71-68-77	286	18,157	Raymond Floyd.....	T56	69-74-76-74	293	4,068
Phil Mickelson.....	T20	69-68-71-78	286	18,157	Skip Kendall.....	T56	65-76-76-76	293	4,068
Ted Tryba.....	T20	70-69-72-75	286	18,157	Mark O'Meara.....	T56	75-69-74-75	293	4,068
Scott Gump.....	T20	71-68-76-71	286	18,157	Pete Jordan.....	T56	70-73-73-77	293	4,068
Jerry Kelly.....	T20	71-70-69-76	286	18,157	Bruce Lietzke.....	T61	69-70-72-83	294	3,906
Colin Montgomerie.....	T20	69-69-73-75	286	18,157	Tom Purtzer.....	T61	72-71-75-76	294	3,906
Stewart Cink.....	T20	67-74-71-74	286	18,157	Tommy Tolles.....	T61	68-71-79-76	294	3,906
Billy Andrade.....	T28	68-71-74-74	287	11,712	Michael Christie.....	T61	71-71-71-81	294	3,906
Steve Lowery.....	T28	72-71-69-75	287	11,712	Grant Waite.....	65	72-68-76-79	295	3,816
Kenny Perry.....	T28	71-72-72-72	287	11,712	Dan Forsman.....	T66	74-69-72-81	296	3,762
Larry Rinker.....	T28	69-72-72-74	287	11,712	John Morse.....	T66	70-72-76-78	296	3,762
Lee Rinker.....	T28	66-74-72-75	287	11,712	Joe Ozaki.....	T68	70-72-76-79	297	3,690
Neal Lancaster.....	T28	74-69-70-74	287	11,712	David Toms.....	T68	70-73-78-76	297	3,690
Jesper Parnevik.....	T28	72-66-74-75	287	11,712	Hal Sutton.....	70	70-71-76-81	298	3,636
Scott Hoch.....	35	71-73-70-74	288	9,720	Jeff Sluman.....	T71	72-68-78-81	299	3,582
Jim Carter.....	T36	72-72-73-72	289	8,662	Pat Bates.....	T71	70-72-77-80	299	3,582
John Cook.....	T36	70-73-72-74	289	8,662	Andrew Magee.....	73	72-72-81-78	303	3,528

# 1998 Doral-Ryder Open

**Doral Resort & Spa (Blue), Miami, FL**  
**Par: 36-36-72 Yards: 7,125**

**Purse: \$2,000,000**  
**March 5-8, 1998**

**LEADERS: First Round**—Mike Brisky, Ronnie Black, Mark Calcavecchia, Bob Tway and Curtis Strange shared the lead at 4-under-par 68. **Second Round**—Tim Herron, Michael Bradley and John Cook were tied for the lead at 7-under-par 137. **Third Round**—Bradley, at 9-under-par 207, led Stewart Cink by two strokes. Billy Mayfair, Brisky and Tiger Woods were three back.



**CUT:** 75 professionals at 1-over-par.

**Winner: Michael Bradley 71-66-70-71 278 (10-under) \$360,000.00**

John Huston.....	T2	70-69-73-67	279	\$176,000	Hal Sutton.....	T36	69-74-74-72	289	\$9,420
Billy Mayfair.....	T2	72-70-68-69	279	176,000	Bobby Wadkins.....	T36	75-70-70-74	289	9,420
Vijay Singh.....	T4	71-68-72-70	281	82,666	Andy Bean.....	T41	70-74-71-75	290	7,400
Mike Brisky.....	T4	68-71-71-71	281	82,666	Nolan Henke.....	T41	72-70-75-73	290	7,400
Stewart Cink.....	T4	70-68-71-72	281	82,666	Curtis Strange.....	T41	68-71-75-76	290	7,400
Scott Hoch.....	T7	72-66-74-70	282	64,500	Lee Porter.....	T41	69-71-76-74	290	7,400
Davis Lovell.....	T7	73-72-70-67	282	64,500	Michael Christie.....	T41	71-71-75-73	290	7,400
John Cook.....	T9	71-66-74-72	283	48,000	Jim Carter.....	T46	69-72-76-74	291	5,348
Len Mattiace.....	T9	73-67-72-71	283	48,000	Kenny Perry.....	T46	70-71-77-73	291	5,348
Bob Tway.....	T9	68-71-72-72	283	48,000	Larry Rinker.....	T46	73-70-75-73	291	5,348
Tiger Woods.....	T9	70-69-71-73	283	48,000	Clarence Rose.....	T46	73-71-73-74	291	5,348
Jim Furyk.....	T9	77-62-73-71	283	48,000	Chris DiMarco.....	T46	73-71-74-73	291	5,348
Tim Herron.....	T9	70-67-76-70	283	48,000	Mike Weir.....	T46	71-69-77-74	291	5,348
Paul Azinger.....	T15	73-71-69-72	285	31,000	Harrison Frazer.....	T46	71-72-73-75	291	5,348
Raymond Floyd.....	T15	71-68-73-73	285	31,000	R.W. Eaks.....	T53	73-71-77-71	292	4,608
P.H. Horgan III.....	T15	71-70-70-74	285	31,000	Chris Perry.....	T53	72-69-77-74	292	4,608
Lee Rinker.....	T15	71-72-71-71	285	31,000	Scott Gump.....	T53	73-72-72-75	292	4,608
Ted Tryba.....	T15	71-70-73-71	285	31,000	Jeff Gallagher.....	T53	74-67-79-72	292	4,608
Dudley Hart.....	T15	71-70-73-71	285	31,000	Sonny Skinner.....	T53	71-72-73-76	292	4,608
Ronnie Black.....	T21	68-71-74-73	286	23,200	Nick Faldo.....	T58	72-70-74-77	293	4,420
Bernhard Langer.....	T21	70-70-73-73	286	23,200	Bob Gilder.....	T58	70-73-74-76	293	4,420
Olin Browne.....	T23	73-70-75-69	287	16,857	Jack Nicklaus.....	T58	70-74-72-77	293	4,420
Fred Funk.....	T23	72-73-71-71	287	16,857	John Morse.....	T58	70-71-76-76	293	4,420
Rocco Mediate.....	T23	71-67-73-76	287	16,857	Kelly Gibson.....	T62	76-67-78-73	294	4,260
Joey Sindelar.....	T23	71-69-72-75	287	16,857	Bruce Lietzke.....	T62	71-74-73-76	294	4,260
Neal Lancaster.....	T23	70-71-76-70	287	16,857	Grant Waite.....	T62	76-69-75-74	294	4,260
Tommy Tolles.....	T23	69-72-72-74	287	16,857	Richie Coughlan.....	T62	74-68-77-75	294	4,260
David Duval.....	T23	70-72-73-72	287	16,857	Kent Jones.....	66	72-70-78-75	295	4,160
Mark Calcavecchia.....	T30	68-75-73-72	288	12,150	Ed Fiori.....	T67	74-70-76-76	296	4,080
Bob Friend.....	T30	72-71-71-74	288	12,150	Wayne Grady.....	T67	73-71-77-75	296	4,080
Doug Martin.....	T30	69-71-77-71	288	12,150	David Sutherland.....	T67	76-66-78-76	296	4,080
Blaine McCallister.....	T30	74-70-72-72	288	12,150	Sandy Lyle.....	70	71-74-74-78	297	4,000
Jesper Parnevik.....	T30	75-69-70-74	288	12,150	Chris Smith.....	T71	74-70-74-80	298	3,920
Stuart Appleby.....	T30	70-74-72-72	288	12,150	Steve Stricker.....	T71	77-68-75-78	298	3,920
Jay Haas.....	T36	72-68-73-76	289	9,420	Guy Hill.....	T71	74-71-76-77	298	3,920
Nick Price.....	T36	71-70-77-71	289	9,420	Mike San Filippo.....	74	71-72-76-80	299	3,840
Jeff Sluman.....	T36	76-68-73-72	289	9,420	Frank Lickliter II.....	75	76-69-79-79	303	3,800

# 1999 Doral-Ryder Open

**Doral Resort & Spa (Blue), Miami, FL**  
**Par: 36-36-72**      **Yards: 7,125**

**Purse: \$3,000,000**  
**March 4-7, 1999**

**LEADERS: First Round**—Franklin Langham, Tommy Armour III, Bob Burns and Scott Dunlap shared the lead at 5-under 67. Nine players trailed by one stroke. **Second Round**—Greg Kraft, at 9-under 135, led Ernie Els and Greg Chalmers by two strokes. **Third Round**—Kraft, after a 2-under 70, was at 11-under-par 205. Els and Glen Day trailed by two strokes.



**CUT:** 82 professionals at even-par 144.

**Winner: Steve Elkington 72-70-69-64 275 (13-under) \$540,000.00**

Greg Kraft..... 2	68-67-70-71	276	\$320,400	Briny Baird..... T34	70-74-69-70	283	\$10,389
Tommy Armour III ..... T3	67-71-71-68	277	130,530	Olin Browne..... T44	68-71-73-72	284	8,670
Jay Haas ..... T3	70-69-70-68	277	130,530	Jim Gallagher Jr. .... T44	71-71-70-72	284	8,670
David Toms ..... T3	70-73-67-67	277	130,530	Chris Perry..... T44	73-71-73-67	284	8,670
Scott Dunlap ..... T3	67-72-69-69	277	130,530	Chris Smith..... T44	72-72-71-69	284	8,670
Ernie Els ..... T3	71-66-70-70	277	130,530	Eric Booker ..... T44	69-73-71-71	284	8,670
Danny Briggs..... T8	71-72-68-67	278	90,000	Mike Weir ..... T44	71-71-68-74	284	8,670
P.H. Horgan III..... T8	69-70-71-68	278	90,000	Jay Williamson ..... T44	70-71-75-68	284	8,670
Nick Price ..... T10	72-69-70-68	279	60,900	Robert Damron..... T44	72-72-71-69	284	8,670
Glen Day..... T10	69-71-67-72	279	60,900	Robert Gamez ..... T52	70-73-72-70	285	6,996
Guy Hill..... T10	71-69-70-69	279	60,900	Bruce Lietzke..... T52	71-73-69-72	285	6,996
Greg Chalmers ..... T10	71-66-72-70	279	60,900	Scott Verplank ..... T52	70-69-72-74	285	6,996
Gabriel Hjertstedt ..... T10	69-72-71-67	279	60,900	Scott Gump ..... T52	72-72-70-71	285	6,996
Bob Tway ..... T15	72-71-68-69	280	40,950	Jonathan Kaye ..... T52	69-75-72-69	285	6,996
Neal Lancaster..... T15	71-72-72-65	280	40,950	Emlyn Aubrey ..... T57	69-71-72-74	286	6,660
Justin Leonard ..... T15	72-69-68-71	280	40,950	Nolan Henke ..... T57	71-70-74-71	286	6,660
Jesper Parnevik ..... T15	71-70-70-69	280	40,950	Skip Kendall ..... T57	71-73-72-70	286	6,660
Billy Andrade ..... T15	72-70-68-71	281	20,900	Jerry Kelly ..... T57	71-70-74-71	286	6,660
Andy Bean ..... T19	70-69-69-73	281	20,900	Stewart Cink ..... T57	72-72-71-71	286	6,660
Billy Mayfair..... T19	72-71-68-70	281	20,900	Michael Bradley..... T62	74-68-74-71	287	6,330
Greg Norman ..... T19	71-73-68-69	281	20,900	Mike Hulbert..... T62	73-71-72-71	287	6,330
Joey Sindelar..... T19	69-73-70-69	281	20,900	Bernhard Langer ..... T62	71-73-71-72	287	6,330
Craig Stadler..... T19	72-71-67-71	281	20,900	Sean Murphy ..... T62	68-74-73-72	287	6,330
Geoffrey Sisk ..... T19	68-72-72-69	281	20,900	Bob Burns ..... T62	67-72-71-77	287	6,330
Tom Scherrer ..... T19	70-72-70-69	281	20,900	Ted Purdy ..... T62	72-70-75-70	287	6,330
Kent Jones ..... T19	70-68-71-72	281	20,900	Jim Carter ..... T68	72-72-74-70	288	6,090
Chris Riley ..... T19	68-72-69-72	281	20,900	Lee Rinker ..... T68	72-71-74-71	288	6,090
Patrik Sjoland..... T19	72-71-69-69	281	20,900	JayDon Blake..... T70	69-73-76-71	289	5,910
Joe Ogilvie ..... T19	71-69-71-70	281	20,900	Chris DiMarco..... T70	69-72-77-71	289	5,910
David Frost ..... T31	72-71-71-68	282	10,860	Harrison Frazer..... T70	70-74-73-72	289	5,910
Franklin Langham..... T31	67-76-72-67	282	10,860	Rory Sabbatini ..... T70	73-71-76-69	289	5,910
Doug Barron..... T31	68-71-72-71	282	10,860	Oscar Serna ..... T74	73-69-79-69	290	5,730
Russ Cochran ..... T34	70-72-73-68	283	10,389	Rich Beem ..... T74	70-74-75-71	290	5,730
Fred Funk..... T34	68-71-73-71	283	10,389	Chip Beck ..... T76	71-73-75-72	291	5,610
Scott Hoch..... T34	74-70-72-67	283	10,389	Ed Fiori ..... T76	71-72-74-74	291	5,610
Esteban Toledo ..... T34	68-70-71-74	283	10,389	Mark Calcavecchia ..... T78	68-73-75-76	292	5,460
Pete Jordan..... T34	70-70-70-73	283	10,389	Woody Austin..... T78	73-71-72-76	292	5,460
Tommy Tolles..... T34	71-70-74-68	283	10,389	Thomas Bjorn..... T78	72-71-75-74	292	5,460
Doug Dunakey..... T34	71-70-73-69	283	10,389	John Elliott..... 81	72-72-73-76	293	5,340
Ty Armstrong ..... T34	71-69-71-72	283	10,389	Raymond Floyd..... 82	73-71-78-74	296	5,280
Craig Barlow ..... T34	70-73-71-69	283	10,389				

# 2000 Doral-Ryder Open

**Doral Golf Resort & Spa (Blue), Miami, FL**  
**Par: 36-36-72**      **Yards: 7,125**

**Purse: \$3,000,000**  
**March 2-5, 2000**

**LEADERS: First Round**—Harrison Frazar, Vijay Singh, Bruce Lietzke and Jim Furyk shared the lead at 7-under 65, one stroke better than six other players. **Second Round**—A 9-under-par 63 lifted Franklin Langham to 15-under 129 and into a three-stroke lead over Stephen Ames, Shigekii Maruyama, Furyk and Singh. **Third Round**—Langham, at 19-under 197 led Furyk by three strokes. Ames trailed by four, with Maruyama five behind.



**CUT:** 72 professionals and 1 amateur at 3-under-par 141.

**Winner: Jim Furyk      65-67-68-65      265 (23-under)      \$540,000.00**

Franklin Langham..... 2	66-63-68-70	267	\$324,000	Joel Edwards..... T36	69-72-67-72	280	\$12,916
Nick Price..... 3	66-71-66-67	270	204,000	John Huston..... T36	68-67-74-71	280	12,916
David Duval..... T4	71-64-70-66	271	132,000	Bernhard Langer..... T36	66-69-72-73	280	12,916
Shigeki Maruyama..... T4	67-65-70-69	271	132,000	Mike Springer..... T36	71-70-70-69	280	12,916
Russ Cochran..... T6	69-67-69-67	272	104,250	Esteban Toledo..... T36	68-68-73-71	280	12,916
Scott Verplank..... T6	67-69-68-68	272	104,250	Vijay Singh..... T36	65-67-73-75	280	12,916
Stephen Ames..... 8	71-61-69-72	273	93,000	Brad Elder..... T36	71-69-70-70	280	12,916
Jay Don Blake..... T9	69-70-71-64	274	81,000	David Toms..... T45	70-70-71-70	281	8,580
Bruce Lietzke..... T9	65-70-69-70	274	81,000	Scott Gump..... T45	71-70-74-66	281	8,580
Edward Fryatt..... T9	75-62-71-66	274	81,000	Bob May..... T45	68-66-74-73	281	8,580
Greg Norman..... T12	68-70-68-69	275	63,000	Jimmy Green..... T45	70-71-69-71	281	8,580
Robert Allenby..... T12	69-67-68-71	275	63,000	Brian Gay..... T45	70-71-69-71	281	8,580
Robert Damron..... T12	72-67-65-71	275	63,000	Greg Chalmers..... T45	69-72-70-70	281	8,580
Jim Carter..... T15	71-65-71-69	276	46,500	Ronnie Black..... T51	68-73-71-70	282	6,946
J.L. Lewis..... T15	70-65-70-71	276	46,500	Olin Browne..... T51	69-68-71-74	282	6,946
Chris Perry..... T15	67-70-73-66	276	46,500	Trevor Dodds..... T51	71-70-70-71	282	6,946
Bob Tway..... T15	66-68-71-71	276	46,500	David Edwards..... T51	70-69-69-74	282	6,946
Ernie Els..... T15	67-68-71-70	276	46,500	Dick Mast..... T51	68-66-73-75	282	6,946
Harrison Frazar..... T15	65-69-70-72	276	46,500	Kenny Perry..... T51	70-70-73-69	282	6,946
Nick Faldo..... T21	69-72-70-66	277	27,400	Sean Murphy..... T51	71-70-69-72	282	6,946
Bob Friend..... T21	68-71-68-70	277	27,400	Jean VanDeVelde..... T51	69-71-71-71	282	6,946
Jay Haas..... T21	71-67-68-71	277	27,400	Tommy Tolles..... T51	67-72-73-70	282	6,946
Phil Mickelson..... T21	66-73-68-70	277	27,400	Rick Fehr..... T60	69-72-69-73	283	6,480
David Peoples..... T21	70-66-69-72	277	27,400	Fred Funk..... T60	70-71-70-72	283	6,480
Jeff Sluman..... T21	67-69-71-70	277	27,400	Bob Heintz..... T60	68-70-74-71	283	6,480
Ted Tryba..... T21	68-70-67-72	277	27,400	Steven Young..... T60	72-69-74-68	283	6,480
Frank Nobilo..... T21	73-63-69-72	277	27,400	John Restino..... T60	71-67-71-74	283	6,480
K.J. Choi..... T21	74-66-71-66	277	27,400	Fulton Allem..... T65	72-68-74-70	284	6,210
Scott Hoch..... T30	67-66-74-71	278	19,500	Brad Faxon..... T65	66-68-71-79	284	6,210
Pete Jordan..... T30	69-67-74-68	278	19,500	Bobby Gage..... T65	69-71-72-72	284	6,210
Woody Austin..... T30	68-71-70-69	278	19,500	Jason Caron..... T65	71-69-74-70	284	6,210
Len Mattiace..... T33	72-68-70-69	279	16,950	Chris DiMarco..... T69	72-69-70-74	285	6,030
Jerry Smith..... T33	67-68-72-72	279	16,950	John Maginnes..... T69	73-68-71-73	285	6,030
Retief Goosen..... T33	67-67-72-73	279	16,950	Dicky Pride..... 71	70-71-75-70	286	5,940
Billy Andrade..... T36	70-69-71-70	280	12,916	Erik Compton..... 72	72-69-78-71	290	Amateur
Mark Brooks..... T36	69-70-69-72	280	12,916	Mark Calcavecchia..... 73	70-71-71-79	291	5,880



# 2001 Genuity Championship

**Doral Golf Resort & Spa (Blue), Miami, FL**  
**Par: 36-36-72 Yards: 7,125**

**Purse: \$4,500,000**  
**March 1-4, 2001**

**LEADERS: First Round**—Mike Weir fired a career-low 10-under 62 to take a two-stroke lead over Glen Day and Stewart Cink. **Second Round**—Cink added a 66 to move to 14-under and led Hal Sutton and Weir by two strokes. **Third Round**—Weir sat at 15-under 201 and held a one-stroke lead over Sutton. Davis Love III and Jeff Sluman were three back.



**CUT:** 80 professionals at 3-under 141.

**Winner: Joe Durant 68-70-67-65 270 (18-under) \$810,000.00**

Mike Weir..... 2	62-70-69-71	272	\$486,000	Bernhard Langer..... T40	68-70-73-73	284	\$15,363
Jeff Sluman..... T3	69-66-69-70	274	234,000	Steve Lowery..... T40	68-73-69-74	284	15,363
Hal Sutton..... T3	66-66-70-72	274	234,000	Pete Jordan..... T40	69-71-70-74	284	15,363
Vijay Singh..... T3	70-71-66-67	274	234,000	Craig Kanada..... T40	67-71-70-76	284	15,363
Davis Love III..... 6	65-70-69-71	275	162,000	Glen Hnatiuk..... T40	72-69-68-75	284	15,363
Nick Price..... 7	71-68-71-67	277	150,750	Matt Gogel..... T40	71-70-71-72	284	15,363
Billy Andrade..... T8	67-67-74-70	278	126,000	Hidemichi Tanaka..... T40	71-69-72-72	284	15,363
Bob Estes..... T8	68-69-71-70	278	126,000	Steve Allan..... T40	69-72-72-71	284	15,363
Chris Smith..... T8	69-66-76-67	278	126,000	Paul Gow..... T40	67-73-71-73	284	15,363
Lee Porter..... T8	69-69-69-71	278	126,000	Ronnie Black..... T50	70-70-74-71	285	10,631
Scott Verplank..... T12	67-71-69-72	279	88,200	Joel Edwards..... T50	68-69-75-73	285	10,631
Esteban Toledo..... T12	70-69-68-72	279	88,200	Fred Funk..... T50	72-68-68-77	285	10,631
Craig Barlow..... T12	67-70-70-72	279	88,200	John Huston..... T50	69-72-70-74	285	10,631
Stewart Cink..... T12	64-66-75-74	279	88,200	Neal Lancaster..... T50	73-64-75-73	285	10,631
Greg Chalmers..... T12	67-66-75-71	279	88,200	Frank Nobilo..... T50	72-68-78-67	285	10,631
Ben Bates..... T17	67-69-72-72	280	65,250	Robert Allenby..... T50	66-67-75-77	285	10,631
Billy Mayfair..... T17	68-69-71-72	280	65,250	Joe Ogilvie..... T50	67-72-76-70	285	10,631
Jim Furyk..... T17	69-72-66-73	280	65,250	Bob Tway..... T58	69-70-71-76	286	9,900
Jesper Parnevik..... T17	68-70-71-71	280	65,250	Steve Flesch..... T58	65-72-78-71	286	9,900
Lee Janzen..... T21	67-67-77-70	281	48,600	Justin Leonard..... T58	71-70-73-72	286	9,900
David Toms..... T21	73-68-71-69	281	48,600	Mike Sposa..... T58	68-73-72-73	286	9,900
Glen Day..... T21	64-71-74-72	281	48,600	Harrison Frazar..... T58	65-71-81-69	286	9,900
Geoff Ogilvy..... T21	72-67-69-73	281	48,600	Jim Carter..... T63	68-68-75-76	287	9,270
Brandel Chamblee..... T25	73-65-72-72	282	32,200	Kenny Perry..... T63	68-72-74-73	287	9,270
Skip Kendall..... T25	68-73-69-72	282	32,200	Larry Rinker..... T63	68-70-75-74	287	9,270
J.L. Lewis..... T25	69-69-71-73	282	32,200	David Duval..... T63	69-69-77-72	287	9,270
Chris Perry..... T25	71-68-70-73	282	32,200	Shigeki Maruyama..... T63	70-66-74-77	287	9,270
Grant Waite..... T25	70-65-73-74	282	32,200	David Morland IV..... T63	69-71-75-72	287	9,270
Ernie Els..... T25	66-71-72-73	282	32,200	Edward Fryatt..... T63	70-68-79-70	287	9,270
Jerry Kelly..... T25	69-69-71-73	282	32,200	Briny Baird..... T63	71-70-75-71	287	9,270
Robert Damron..... T25	69-72-71-70	282	32,200	Mathew Goggin..... T63	68-71-74-74	287	9,270
K.J. Choi..... T25	65-72-73-72	282	32,200	Russ Cochran..... T72	69-71-72-76	288	8,640
Greg Kraft..... T34	67-72-69-75	283	22,725	Nick Faldo..... T72	72-69-75-72	288	8,640
Steve Stricker..... T34	69-72-70-72	283	22,725	John Riegger..... T72	69-71-71-77	288	8,640
Cameron Beckman..... T34	69-71-71-72	283	22,725	Shaun Micheel..... T72	68-69-75-76	288	8,640
Brian Gay..... T34	71-70-69-73	283	22,725	Doug Dunakey..... T72	74-67-78-69	288	8,640
Stuart Appleby..... T34	67-72-74-70	283	22,725	Chris Riley..... T77	70-69-75-75	289	8,325
Brad Elder..... T34	69-72-73-69	283	22,725	Kaname Yokoo..... T77	66-75-76-72	289	8,325
Steve Elkington..... T40	68-70-73-73	284	15,363	Andy Bean..... 79	66-74-77-77	294	8,190



# 2002 Genuity Championship

**Doral Golf Resort & Spa (Blue), Miami, FL**  
**Par: 36-36-72 Yards: 7,125**

**Purse: \$4,700,000**  
**February 28-March 3, 2002**

**LEADERS: First Round**—Chris DiMarco fired a 7-under-par 65 to take a one-stroke lead over Vijay Singh, Ernie Els, Steve Allan and Greg Kraft. **Second Round**—Els added a 67 to move to 11-under 133 and led Briny Baird by two strokes. Rich Beem, Skip Kendall, Tiger Woods, Justin Leonard and Peter Lonard were three back. **Third Round**—Els improved his lead to eight strokes with a 6-under 66 to put him at 17-under 199. Woods and Lonard were at 9-under 207.



**CUT:** 83 professionals at even-par 144.

**Winner: Ernie Els 66-67-66-72 271 (17-under) \$846,000.00**

Tiger Woods .....	2	67-70-70-66	273	\$507,600	David Peoples .....	T41	70-73-71-74	288	\$14,877
Peter Lonard.....	3	70-67-70-70	277	319,600	Chris Smith.....	T41	68-74-74-72	288	14,877
Rich Beem.....	4	69-68-72-70	279	225,600	Bob Tway.....	T41	68-71-75-74	288	14,877
Steve Elkington.....	T5	67-71-74-68	280	159,330	Grant Waite.....	T41	72-68-75-73	288	14,877
Nick Price.....	T5	69-69-75-67	280	159,330	Brian Watts.....	T41	69-73-74-72	288	14,877
Vijay Singh.....	T5	66-73-70-71	280	159,330	Greg Kraft.....	T41	66-75-74-73	288	14,877
Craig Perks.....	T5	71-68-70-71	280	159,330	Neal Lancaster.....	T41	71-71-76-70	288	14,877
Angel Cabrera.....	T5	72-70-71-67	280	159,330	Bob Burns.....	T41	71-73-72-72	288	14,877
Jesper Parnevik.....	10	71-67-72-71	281	126,900	Erik Compton.....	T41	71-70-78-69	288	14,877
Paul Azinger.....	T11	69-72-71-70	282	108,100	Tommy Armour III.....	T52	67-72-71-79	289	10,798
Justin Leonard.....	T11	67-70-72-73	282	108,100	Jay Don Blake.....	T52	70-73-69-77	289	10,798
Pat Perez.....	T11	69-69-75-69	282	108,100	Joey Sindelar.....	T52	71-71-76-71	289	10,798
Fred Funk.....	T14	68-72-71-72	283	86,950	Duffy Waldorf.....	T52	69-72-78-70	289	10,798
Craig Parry.....	T14	68-72-71-72	283	86,950	Spike McRoy.....	T52	69-75-70-75	289	10,798
Len Mattiace.....	T16	70-69-74-71	284	63,802	Lee Porter.....	T52	67-72-77-73	289	10,798
David Toms.....	T16	67-74-75-68	284	63,802	Mike Sposa.....	T52	69-73-75-72	289	10,798
Steve Stricker.....	T16	71-72-73-68	284	63,802	Charles Howell III.....	T52	69-72-73-75	289	10,798
Mike Weir.....	T16	70-71-73-70	284	63,802	Dudley Hart.....	T60	69-74-76-71	290	10,246
Ian Leggatt.....	T16	71-67-73-73	284	63,802	Carlos Franco.....	T60	69-73-72-76	290	10,246
Tom Scherrer.....	T16	71-71-69-73	284	63,802	Paul Claxton.....	T60	70-71-73-76	290	10,246
Briny Baird.....	T16	69-66-78-71	284	63,802	Andrew Magee.....	T63	68-74-77-72	291	9,917
Steve Allan.....	T16	66-73-71-74	284	63,802	Shaun Micheel.....	T63	67-76-79-69	291	9,917
Jay Haas.....	T24	70-70-73-72	285	35,563	David Gossett.....	T63	69-73-76-73	291	9,917
Skip Kendall.....	T24	67-70-77-71	285	35,563	James Driscoll.....	T63	72-72-73-74	291	9,917
Brian Bateman.....	T24	71-71-74-69	285	35,563	Brandel Chamblee.....	T67	70-73-77-72	292	9,447
Brent Geiberger.....	T24	69-70-75-71	285	35,563	Jerry Smith.....	T67	72-72-78-70	292	9,447
Shigeki Maruyama.....	T24	67-72-74-72	285	35,563	Chris DiMarco.....	T67	65-79-75-73	292	9,447
Brian Gay.....	T24	74-70-71-70	285	35,563	Rod Pampling.....	T67	74-70-76-72	292	9,447
Robert Damron.....	T24	68-73-73-71	285	35,563	Greg Chalmers.....	T67	69-71-78-74	292	9,447
Stewart Cink.....	T24	67-74-74-70	285	35,563	J.J. Henry.....	T67	68-76-77-71	292	9,447
Ben Crane.....	T24	71-73-69-72	285	35,563	Tom Pernice, Jr.....	T73	73-69-79-72	293	9,024
Greg Norman.....	T33	71-73-71-71	286	25,380	Hal Sutton.....	T73	69-74-76-74	293	9,024
Stuart Appleby.....	T33	68-70-73-75	286	25,380	Brandt Jobe.....	T73	70-72-75-76	293	9,024
Sergio Garcia.....	T33	73-70-71-72	286	25,380	John Huston.....	T76	70-73-80-71	294	8,695
Paul Gow.....	T33	73-69-71-73	286	25,380	Per-Ulrik Johansson.....	T76	69-75-75-75	294	8,695
Luke Donald.....	T33	68-75-72-71	286	25,380	Edward Fryatt.....	T76	72-70-79-73	294	8,695
Lee Janzen.....	T38	68-71-77-71	287	21,150	Brent Schwarzrock.....	T76	70-74-74-76	294	8,695
Stephen Ames.....	T38	70-74-72-71	287	21,150	Tim Petrovic.....	80	68-72-80-75	295	8,460
Geoff Ogilvy.....	T38	78-65-76-68	287	21,150	Deane Pappas.....	81	69-74-78-75	296	8,366
Steve Lowery.....	T41	73-71-72-72	288	14,877	Brad Elder.....	82	71-71-83-73	298	8,272
Billy Mayfair.....	T41	69-75-71-73	288	14,877	John Rollins.....	83	73-70-81-75	299	8,178

# 2003 Ford Championship at Doral

**Doral Golf Resort & Spa (Blue), Miami, FL**  
**Par: 36-36-72 Yards: 7,125**

**Purse: \$5,000,000**  
**March 6-10, 2003**

**LEADERS: First Round**—Rod Pampling posted an 8-under 64 and led Bob Tway by one stroke. Scott Hoch and Thomas Levet were two back. **Second Round**—Tway was at 11-under 133 and led Jim Furyk by one. Pampling and Carlos Franco were two back. **Third Round**—Hoch and Tway were at 14-under 202. Franco and Furyk were two off the pace.



**CUT:** 86 professionals at 1-under 143.

**Winner: Scott Hoch 66-70-66-69 271 (17-under) \$900,000.00**

Jim Furyk.....	2	68-66-69-68	271	\$540,000	Brett Quigley.....	T40	71-69-68-73	281	\$18,000
Bob Tway.....	3	65-68-69-71	273	340,000	Spike McRoy.....	T40	72-69-69-71	281	18,000
Tim Petrovic.....	4	70-72-65-67	274	240,000	J.P. Hayes.....	T40	71-68-69-73	281	18,000
Kenny Perry.....	T5	69-71-71-64	275	182,500	K.J. Choi.....	T40	73-68-69-71	281	18,000
Heath Slocum.....	T5	68-71-69-67	275	182,500	Jay Haas.....	T48	73-69-67-73	282	12,566
Jonathan Byrd.....	T5	75-68-66-66	275	182,500	Lee Janzen.....	T48	72-67-72-71	282	12,566
Skip Kendall.....	T8	68-74-65-69	276	140,000	Nick Price.....	T48	70-73-69-70	282	12,566
Shaun Micheel.....	T8	67-72-70-67	276	140,000	Scott Verplank.....	T48	72-71-71-68	282	12,566
Cliff Kresge.....	T8	71-66-68-71	276	140,000	Tim Herron.....	T48	71-70-70-71	282	12,566
Rod Pampling.....	T8	64-71-70-71	276	140,000	Greg Chalmers.....	T48	73-70-68-71	282	12,566
Davis Love III.....	T12	69-73-67-68	277	110,000	Billy Andrade.....	T54	70-73-69-71	283	11,150
Mark Wilson.....	T12	71-71-68-67	277	110,000	Fred Funk.....	T54	69-74-72-68	283	11,150
John Huston.....	T14	74-68-68-68	278	77,500	Peter Jacobsen.....	T54	74-66-71-72	283	11,150
Tom Pernice, Jr.....	T14	70-68-72-68	278	77,500	Gene Sauers.....	T54	71-72-70-70	283	11,150
Mike Weir.....	T14	70-67-67-74	278	77,500	Glen Hnatiuk.....	T54	75-67-72-69	283	11,150
Dean Wilson.....	T14	75-66-67-70	278	77,500	John Maginnes.....	T54	69-69-75-70	283	11,150
Carlos Franco.....	T14	67-68-68-75	278	77,500	Per-Ulrik Johansson.....	T54	69-70-70-74	283	11,150
Aaron Barber.....	T14	72-71-67-68	278	77,500	Thomas Levet.....	T54	66-74-71-72	283	11,150
Patrick Sheehan.....	T14	72-69-69-68	278	77,500	Stuart Appleby.....	T54	69-71-70-73	283	11,150
J.J. Henry.....	T14	69-70-72-67	278	77,500	David Gossett.....	T54	69-71-73-70	283	11,150
Jeff Sluman.....	T22	70-69-68-72	279	48,000	Olin Browne.....	T64	69-69-70-76	284	10,150
Brian Watts.....	T22	69-71-71-68	279	48,000	Nick Faldo.....	T64	71-70-69-74	284	10,150
Neal Lancaster.....	T22	69-69-70-71	279	48,000	Donnie Hammond.....	T64	70-73-67-74	284	10,150
Woody Austin.....	T22	71-68-70-70	279	48,000	Len Mattiace.....	T64	71-67-74-72	284	10,150
Glen Day.....	T22	69-72-68-70	279	48,000	Mike Sposa.....	T64	74-67-67-76	284	10,150
Steve Elkington.....	T27	69-69-71-71	280	29,961	Carl Paulson.....	T64	68-71-71-74	284	10,150
Robert Gamez.....	T27	70-68-68-74	280	29,961	Scott Laycock.....	T64	72-71-74-67	284	10,150
Billy Mayfair.....	T27	68-72-65-75	280	29,961	Brenden Pappas.....	T64	73-69-73-69	284	10,150
Stephen Ames.....	T27	68-69-73-70	280	29,961	Joel Kribel.....	T64	71-72-69-72	284	10,150
Matt Peterson.....	T27	68-70-70-72	280	29,961	Luke Donald.....	T64	71-72-70-71	284	10,150
Paul Goydos.....	T27	69-71-68-72	280	29,961	Hal Sutton.....	T74	75-67-71-72	285	9,500
Pat Bates.....	T27	71-70-67-72	280	29,961	Chris Anderson.....	T74	69-73-74-69	285	9,500
Mike Heinen.....	T27	70-71-68-71	280	29,961	Hank Kuehne.....	T74	70-71-72-72	285	9,500
Brent Geiberger.....	T27	67-70-71-72	280	29,961	Mark Brooks.....	T77	69-74-71-72	286	9,200
Jose Caceres.....	T27	68-71-70-71	280	29,961	Craig Barlow.....	T77	71-72-75-68	286	9,200
Garrett Willis.....	T27	76-67-70-67	280	29,961	Hidemichi Tanaka.....	T77	71-67-73-75	286	9,200
John Senden.....	T27	69-68-69-74	280	29,961	John E. Morgan.....	80	72-69-72-74	287	9,000
Ben Crane.....	T27	69-69-72-70	280	29,961	Chris DiMarco.....	81	76-67-71-75	289	8,900
Mark Calcavecchia.....	T40	73-68-68-72	281	18,000	Craig Perks.....	82	70-71-74-75	290	8,800
Loren Roberts.....	T40	74-67-69-71	281	18,000	Steven Alker.....	83	72-70-73-76	291	8,700
Marco Dawson.....	T40	67-71-74-69	281	18,000	Steve Stricker.....	T84	70-73-75-75	293	8,550
Esteban Toledo.....	T40	68-74-68-71	281	18,000	Brian Gay.....	T84	72-71-76-74	293	8,550

# 2004 Ford Championship at Doral

**Doral Golf Resort & Spa (Blue), Miami, FL**  
**Par: 36-36-72**      **Yards: 7,266**

**Purse: \$5,000,000**  
**March 4-7, 2004**

**LEADERS: First Round**—Chris Smith recorded a 7-under 65 to lead Joe Durant by one. Phil Mickelson, Retief Goosen and Scott Verplank were two back. **Second Round**—Goosen moved to 9-under-par 135, one ahead of Mickelson, Craig Parry and Todd Hamilton. **Third Round**—Parry's 5-under 67 moved him to 13-under 203, one in front of Verplank and Gene Sauers. Six players were two shots back.



**CUT:** 79 professionals at 1-over 145.

**Winner: Craig Parry      71-65-67-68      271 (17-under)      \$900,000.00**

Scott Verplank .....	2	67-72-65-67	271	\$540,000	Rod Pampling.....	T34	74-71-66-71	282	\$23,150
Retief Goosen .....	3	67-68-71-66	272	340,000	Peter Lonard.....	T34	74-69-66-73	282	23,150
Joe Durant .....	4	66-72-67-68	273	240,000	Patrick Sheehan.....	T34	71-74-70-67	282	23,150
Bernhard Langer .....	T5	75-68-66-65	274	175,625	Tommy Armour III .....	T44	71-72-68-72	283	14,450
Gene Sauers .....	T5	70-70-64-70	274	175,625	Skip Kendall .....	T44	69-70-76-68	283	14,450
David Toms .....	T5	72-68-65-69	274	175,625	Billy Mayfair.....	T44	70-74-69-70	283	14,450
K.J. Choi .....	T5	70-69-66-69	274	175,625	Joey Sindelar .....	T44	74-71-70-68	283	14,450
Mark Calcavecchia .....	T9	68-69-70-68	275	140,000	Dan Olsen.....	T44	72-71-71-69	283	14,450
Danny Ellis .....	T9	69-69-67-70	275	140,000	Jerry Kelly .....	T44	70-74-70-69	283	14,450
Nick Price .....	T11	72-70-65-69	276	110,000	Justin Leonard .....	T44	70-69-74-70	283	14,450
Chris DiMarco .....	T11	68-70-67-71	276	110,000	Jose Coceres .....	T44	71-72-67-73	283	14,450
Neal Lancaster.....	T11	71-68-72-65	276	110,000	Paul Azinger .....	T52	71-70-71-72	284	11,725
Shigeiki Maruyama.....	T11	70-69-69-68	276	110,000	Olin Browne .....	T52	70-74-71-69	284	11,725
Todd Hamilton .....	T15	68-68-71-70	277	87,500	David Peoples .....	T52	71-71-72-70	284	11,725
Alex Cejka .....	T15	69-68-69-71	277	87,500	Craig Barlow .....	T52	70-74-68-72	284	11,725
Fred Funk.....	T17	71-69-70-68	278	65,428	Scott Hoch.....	T56	70-74-71-70	285	11,050
Robert Gamez .....	T17	73-71-66-68	278	65,428	Marco Dawson .....	T56	72-72-68-73	285	11,050
John Riegger .....	T17	68-73-66-71	278	65,428	Michael Allen .....	T56	72-71-69-73	285	11,050
Woody Austin .....	T17	73-69-70-66	278	65,428	Dean Wilson .....	T56	72-71-73-69	285	11,050
Stewart Cink .....	T17	70-69-69-70	278	65,428	Sven Struver .....	T56	73-70-74-68	285	11,050
Angel Cabrera.....	T17	70-69-69-70	278	65,428	Hank Kuehne.....	T56	72-71-69-73	285	11,050
Heath Slocum .....	T17	70-74-68-66	278	65,428	Erik Compton.....	T56	73-70-70-72	285	11,050
Russ Cochran .....	T24	74-71-66-68	279	44,000	Hunter Mahan.....	T56	74-69-73-69	285	11,050
Phil Mickelson .....	T24	67-69-69-74	279	44,000	Lee Janzen .....	T64	72-70-69-75	286	10,350
Dennis Paulson .....	T24	68-70-71-70	279	44,000	Omar Uresti.....	T64	73-72-71-70	286	10,350
Chris Smith.....	T27	65-76-71-68	280	36,250	Notah Begay III .....	T64	76-69-72-69	286	10,350
Stephen Ames .....	T27	71-69-70-70	280	36,250	John Senden.....	T64	71-73-70-72	286	10,350
Craig Perks .....	T27	68-69-73-70	280	36,250	Arjun Atwal.....	T64	77-68-75-66	286	10,350
Jesper Parnevik .....	T27	71-70-67-72	280	36,250	Joe Ogilvie .....	T64	72-73-71-70	286	10,350
Kenny Perry .....	T31	72-70-68-71	281	31,000	Bill Glasson .....	T70	73-72-73-69	287	9,900
Ryan Palmer .....	T31	72-70-73-66	281	31,000	J.L. Lewis.....	T70	73-72-71-71	287	9,900
Bo VanPelt.....	T31	70-74-70-67	281	31,000	Ted Purdy .....	T70	71-73-70-73	287	9,900
Jay Haas .....	T34	73-67-71-71	282	23,150	Niclas Fasth .....	T74	73-72-71-72	288	9,700
Jeff Sluman .....	T34	70-72-69-71	282	23,150	Tom Carter .....	T74	74-71-72-72	289	9,450
Shaun Micheel.....	T34	72-71-70-69	282	23,150	Carlos Franco .....	T74	71-74-70-74	289	9,450
Brian Bateman .....	T34	70-75-71-66	282	23,150	Brenden Pappas.....	T74	71-72-69-77	289	9,450
Brett Quigley.....	T34	73-70-67-72	282	23,150	J.J. Henry.....	T74	73-70-71-75	289	9,450
Cliff Kresge .....	T34	74-71-70-67	282	23,150	Tim Clark .....	78	68-76-75-71	290	9,200
Briny Baird.....	T34	68-75-70-69	282	23,150	Tripp Isenhour.....	79	70-75-73-74	292	9,100

# 2005 Ford Championship at Doral

**Doral Golf Resort & Spa (Blue), Miami, FL**  
**Par: 36-36-72 Yards: 7,266**

**Purse: \$5,500,000**  
**March 3-6, 2005**

**LEADERS: First Round**—Phil Mickelson, Jose Maria Olazabal, Brian Davis and Marco Dawson shared the lead at 8-under 64. Harrison Frazar and Tiger Woods were one back. **Second Round**—Mickelson moved to 14-under 130, two ahead of Billy Andrade. Olazabal trailed by one and Billy Mayfair by two. **Third Round**—Mickelson sat at 20-under 196, two ahead of Woods.



**CUT:** 82 professionals at 3-under 141.

**Winner: Tiger Woods 65-70-63-66 264 (24-under) \$990,000.00**

Phil Mickelson .....	2	64-66-66-69	265	\$594,000	Justin Rose .....	T41	73-67-67-73	280	\$21,450
Vijay Singh .....	T3	68-67-68-66	269	319,000	Paul Azinger .....	T44	70-69-71-71	281	15,895
Zach Johnson .....	T3	68-70-64-67	269	319,000	Danny Briggs .....	T44	70-68-70-73	281	15,895
David Toms .....	5	69-66-69-67	271	220,000	Chris DiMarco .....	T44	69-72-67-73	281	15,895
Craig Parry .....	T6	69-66-67-70	272	191,125	Andre Stolz .....	T44	68-71-72-70	281	15,895
Jose Maria Olazabal .....	T6	64-69-70-69	272	191,125	Brian Davis .....	T44	64-71-76-70	281	15,895
Jim Furyk .....	T8	70-66-67-70	273	165,000	Erik Compton .....	T44	70-68-70-73	281	15,895
Retief Goosen .....	T8	67-69-73-64	273	165,000	D.A. Points .....	T44	70-69-71-71	281	15,895
Dudley Hart .....	T10	70-67-68-69	274	143,000	Kevin Stadler .....	T44	72-68-70-71	281	15,895
Angel Cabrera .....	T10	68-69-70-67	274	143,000	Michael Allen .....	T52	71-68-72-71	282	12,826
Billy Andrade .....	T12	66-66-72-71	275	111,375	Glen Hnatiuk .....	T52	70-68-74-70	282	12,826
Bart Bryant .....	T12	69-70-67-69	275	111,375	Mike Weir .....	T52	73-68-72-69	282	12,826
Steve Elkington .....	T12	68-72-65-70	275	111,375	Hidemichi Tanaka .....	T52	74-66-69-73	282	12,826
Joey Snyder III .....	T12	66-69-70-70	275	111,375	Padraig Harrington .....	T52	68-71-73-70	282	12,826
Billy Mayfair .....	T16	67-67-72-70	276	69,850	Skip Kendall .....	T52	68-71-72-72	283	12,100
Shigeki Maruyama .....	T16	69-67-70-70	276	69,850	Bernhard Langer .....	T57	69-71-73-70	283	12,100
Jose Coceres .....	T16	69-68-69-70	276	69,850	Tim Petrovic .....	T57	69-72-69-73	283	12,100
Greg Owen .....	T16	70-68-68-70	276	69,850	Brett Quigley .....	T57	71-69-71-72	283	12,100
Scott Hend .....	T16	69-67-69-71	276	69,850	Woody Austin .....	T57	70-71-70-72	283	12,100
Tim Clark .....	T16	68-67-69-72	276	69,850	Jay Williamson .....	T57	68-71-74-70	283	12,100
Ryan Palmer .....	T16	70-69-66-71	276	69,850	Jason Allred .....	T57	69-70-72-72	283	12,100
James Driscoll .....	T16	67-68-67-74	276	69,850	Mark Brooks .....	T64	72-68-73-71	284	11,275
Paul Casey .....	T16	66-70-69-71	276	69,850	Jay Haas .....	T64	70-71-71-72	284	11,275
Kevin Na .....	T16	70-68-69-69	276	69,850	John Riegger .....	T64	69-69-75-71	284	11,275
Mark Calcavecchia .....	T26	71-68-71-67	277	39,875	Sergio Garcia .....	T64	68-68-74-74	284	11,275
Jeff Sluman .....	T26	69-71-71-66	277	39,875	Rich Beem .....	T64	71-68-72-73	284	11,275
Robert Allenby .....	T26	69-68-70-70	277	39,875	Sean O'Hair .....	T64	73-67-72-72	284	11,275
Stewart Cink .....	T26	70-65-73-69	277	39,875	K.J. Choi .....	T64	70-69-68-77	284	11,275
Harrison Frazar .....	T26	65-71-68-73	277	39,875	Nick Watney .....	T64	70-70-72-72	284	11,275
Joe Ogilvie .....	T26	68-70-66-73	277	39,875	Hunter Mahan .....	72	66-69-74-76	285	10,780
Scott Hoch .....	T32	68-70-71-69	278	31,130	Jesper Parnevik .....	73	68-70-74-74	286	10,670
Kenny Perry .....	T32	68-72-67-71	278	31,130	Tom Byrum .....	T74	71-70-73-73	287	10,450
Tom Gillis .....	T32	70-71-72-65	278	31,130	Chris Smith .....	T74	70-71-72-74	287	10,450
John Senden .....	T32	69-69-69-71	278	31,130	Brendan Jones .....	T74	70-70-74-73	287	10,450
Bo Van Pelt .....	T32	70-67-69-72	278	31,130	Frank Lickliter II .....	T77	70-71-73-74	288	10,175
Todd Hamilton .....	T37	71-70-68-70	279	25,300	Ryuji Imada .....	T77	70-70-78-70	288	10,175
Nick Price .....	T37	73-67-69-70	279	25,300	Marco Dawson .....	T79	64-77-78-72	291	9,955
Franklin Langham .....	T37	68-67-71-73	279	25,300	Gavin Coles .....	T79	70-71-74-76	291	9,955
Daniel Chopra .....	T37	68-72-70-69	279	25,300	Rick Heath .....	T81	72-67-74-79	292	9,735
Brian Bateman .....	T41	68-72-67-73	280	21,450	Tag Ridings .....	T81	71-69-81-71	292	9,735
Doug Barron .....	T41	71-70-70-69	280	21,450					

# 2006 Ford Championship at Doral

**Doral Golf Resort & Spa (Blue), Miami, FL**  
**Par: 36-36-72 Yards: 7,266**

**Purse: \$5,500,000**  
**March 2-5, 2006**

**LEADERS: First Round**—Tiger Woods opened with an 8-under-par 64 and led by one over Camilo Villegas, Rich Beem, Ryan Palmer, Phil Mickelson and Mark Wilson. Four others were two back. **Second Round**—Mickelson, Woods, Villegas and Scott Verplank shared the lead at 13-under 131. Beem, Wilson and David Toms were one back. **Third Round**—Woods, at 17-under 199, led by two over Daniel Chopra and Beem. Toms and Villegas were three behind.



**CUT:** 72 professionals at 2-under 142.

**Winner: Tiger Woods 64-67-68-69 268 (20-under) \$990,000.00**

David Toms..... T2	66-66-70-67	269	\$484,000	Chad Campbell..... T35	68-66-71-75	280	\$25,967
Camilo Villegas..... T2	65-66-71-67	269	484,000	Arjun Atwal..... T35	68-69-74-69	280	25,967
Fredrik Jacobson..... 4	70-67-68-68	273	264,000	Tim Clark..... T35	68-67-74-71	280	25,967
Tag Ridings..... T5	68-69-66-71	274	209,000	Kevin Na..... T35	69-67-72-72	280	25,967
Lucas Glover..... T5	67-67-71-69	274	209,000	Fred Funk..... T42	69-70-72-70	281	18,700
Jeff Sluman..... T7	69-68-72-66	275	160,050	Kenny Perry..... T42	69-70-70-72	281	18,700
Ernie Els..... T7	72-65-69-69	275	160,050	Woody Austin..... T42	69-67-71-74	281	18,700
Jerry Kelly..... T7	69-70-68-68	275	160,050	Craig Barlow..... T42	68-70-72-71	281	18,700
Carlos Franco..... T7	69-67-70-69	275	160,050	Briny Baird..... T42	68-67-72-74	281	18,700
Rich Beem..... T7	65-67-69-74	275	160,050	Charles Warren..... T42	69-66-73-73	281	18,700
Davis Love III..... T12	68-69-67-72	276	115,500	Rocco Mediate..... T48	68-70-71-73	282	13,432
Phil Mickelson..... T12	65-66-72-73	276	115,500	Brian Gay..... T48	69-71-74-68	282	13,432
David Howell..... T12	69-70-69-68	276	115,500	Joe Ogilvie..... T48	68-72-72-70	282	13,432
Scott Verplank..... T15	66-65-74-72	277	88,000	Joey Snyder III..... T48	67-70-71-74	282	13,432
Vijay Singh..... T15	67-73-70-67	277	88,000	Ryan Palmer..... T48	65-70-74-73	282	13,432
Retief Goosen..... T15	70-69-72-66	277	88,000	James Driscoll..... T48	72-67-72-71	282	13,432
Harrison Frazar..... T15	69-67-71-70	277	88,000	Bo VanPelt..... T48	69-68-71-74	282	13,432
Zach Johnson..... T15	69-65-71-72	277	88,000	Sean O'Hair..... T48	70-69-70-73	282	13,432
Tom Pernice, Jr..... T20	69-68-72-69	278	59,583	Troy Matteson..... T48	70-64-72-76	282	13,432
Stephen Ames..... T20	69-66-74-69	278	59,583	Angel Cabrera..... T57	70-68-72-73	283	12,375
John Senden..... T20	70-68-72-68	278	59,583	Sergio Garcia..... T57	69-69-71-74	283	12,375
Greg Owen..... T20	70-68-68-72	278	59,583	Joey Sindelar..... 72	68-75-69-72	284	11,990
Daniel Chopra..... T20	66-67-68-77	278	59,583	Duffy Waldorf..... T59	68-70-74-72	284	11,990
Mark Wilson..... T20	65-67-75-71	278	59,583	Wes Short, Jr..... T59	73-67-72-72	284	11,990
Lee Janzen..... T26	72-65-70-72	279	37,430	Jimmy Walker..... T59	69-70-77-68	284	11,990
Shaun Micheel..... T26	69-67-70-73	279	37,430	Bubba Watson..... T59	69-70-68-77	284	11,990
Brett Quigley..... T26	70-70-69-70	279	37,430	Jeff Brehaut..... T64	70-67-72-76	285	11,605
Shane Bertsch..... T26	68-67-74-70	279	37,430	Trevor Immelman..... T64	68-71-70-76	285	11,605
Kent Jones..... T26	71-67-71-70	279	37,430	Todd Hamilton..... T66	69-70-76-71	286	11,330
Dean Wilson..... T26	66-68-69-76	279	37,430	Todd Fischer..... T66	70-70-71-75	286	11,330
Jesper Parnevik..... T26	72-66-73-68	279	37,430	Heath Slocum..... T66	71-69-70-76	286	11,330
Ken Duke..... T26	69-69-71-70	279	37,430	Justin Leonard..... T69	68-69-75-75	287	11,000
Padraig Harrington..... T26	68-70-69-72	279	37,430	Robert Damron..... T69	69-70-74-74	287	11,000
Billy Mayfair..... T35	68-71-74-67	280	25,967	Jason Bohn..... T69	67-70-80-70	287	11,000
Chris DiMarco..... T35	71-68-68-73	280	25,967	Ryuji Imada..... 72	72-68-75-73	288	10,780
Paul Stankowski..... T35	70-69-72-69	280	25,967				



# 2015 World Golf Championships Schedule

March 2-8

World Golf Championships-Cadillac Championship

Trump National Doral

Doral, FL, USA

2014 Champion: Patrick Reed

April 27-May 3

World Golf Championships-Cadillac Match Play Championship

The Golf Club at Dove Mountain

Marana, AZ, USA

2014: Champion: Jason Day

August 3-9

World Golf Championships-Bridgestone Invitational

Firestone Country Club (South Course)

Akron, OH, USA

2014 Champion: Rory McIlroy

November 2-8

World Golf Championships-HSBC Champions

Sheshan International Golf Club

Shanghai, CHINA

2014 Champion: Bubba Watson

