

Table of Contents



FedExCup Playoffs According to ShotLink



<i>2015 FedExCup Champion – Jordan Spieth</i>	2-3
<i>2014 FedExCup Champion – Billy Horschel</i>	4-5
<i>2013 FedExCup Champion – Henrik Stenson</i>	6-7
<i>2012 FedExCup Champion – Brandt Snedeker</i>	8-9
<i>2011 FedExCup Champion – Bill Haas</i>	10-11
<i>2010 FedExCup Champion – Jim Furyk</i>	12-13
<i>2009 FedExCup Champion – Tiger Woods</i>	14-15
<i>2008 FedExCup Champion – Vijay Singh</i>	16-17
<i>2007 FedExCup Champion – Tiger Woods</i>	18-19
ShotLink Statistical Leaders in the FedExCup Playoffs	20-28

FedExCup Playoffs

ShotLink Keys to Winning the FedExCup

2015 FedExCup Champion – Jordan Spieth



2014-15 Season Summary

Events: 25
Wins: 5
Runner-ups: 4
Top 10's: 15
Top 25's: 19

At 22 years old, Jordan Spieth joins Rory McIlroy and Tiger Woods as the only players to win PGA TOUR Player of the Year while in their 20's.

Spieth was the youngest player to win 5 times in a season since Horton Smith in 1929. He was also the youngest player to win both the TOUR Championship and the FedExCup.

Tournament	Pos.	FEC Rank Thru Event
WGC-HSBC Champions	T35	T146
Waste Management Phoenix	T7	103 rd
Farmers Insurance Open	CUT	118 th
AT&T Pebble Beach	T7	73 rd
Northern Trust Open	T4	45th
WGC-Cadillac Championship	T17	44 th
Valspar Championship	WON	7th
Valero Texas Open	2nd	2nd
Shell Houston Open	P2	2nd
Masters Tournament	WON	1st
RBC Heritage	T11	1 st
WGC-Dell Match Play	T17	1 st
THE PLAYERS Championship	CUT	1 st
DEAN & DELUCA Invitational	T2	1st
AT&T Byron Nelson	T30	1 st
the Memorial Tournament	T3	1st
U.S. Open	WON	1st
John Deere Classic	WON	1st
The Open Championship	T4	1st
WGC-Bridgestone Invitational	T10	1 st
PGA Championship	2nd	1st
FedExCup Playoffs		
The Barclays	CUT	2 nd
Deutsche Bank Champ	CUT	2 nd
BMW Championship	T13	2 nd
TOUR Championship	WON	WON


In 88 total rounds last season, Jordan Spieth finished 1st or 2nd on the leader board a TOUR leading 24 times (27%). This works out to 1 in every 4 rounds where Spieth was either 1st or 2nd on the leaderboard last season.

Byron Nelson Award Winner: Jordan Spieth finished his season with the lowest adjusted scoring average on the PGA TOUR (68.938) and in turn won the Byron Nelson Award for the first time in his career on the PGA TOUR.

83% of his rounds at Par or Better: Jordan Spieth played 83% of his rounds at par or better last season. This works out to 73 of 88 total rounds at par or better. Spieth played his last 19 final rounds of the season at par or better. In fact, he did not have an over par final round during the 2015 calendar year on the PGA TOUR.

Spieth vs. the Next Best: When compared to the next best player(s) on TOUR last season, Jordan Spieth had 3 more top 3's, 3 more top 5's and 4 more top-10 finishes than the next best player(s) on TOUR.

Single Season Record: Jordan Spieth set a new PGA TOUR record (since 2003) for highest percentage of putts made from 15 to 25 feet in a single season (27.2%).



Jordan Spieth vs. The TOUR PGA TOUR 2014-15 Season Statistical Profile

Stat	Entering '15 Playoffs		TOUR Avg.	'15 Playoffs		15' Playoff Field Avg.
SG: Tee-to-Green	1st	1.929	---	50th	.023	---
SG: Off-the-Tee	14th	.563	---	38th	.187	---
SG: Approach-the-Green	4th	.824	---	78th	-.310	---
Greens in Regulation Percentage	47th	68.42%	65.77	T56th	64.35%	65.03
Proximity to Hole	T25th	33' 6"	35' 6"	T37th	34' 4"	35' 5"
Rough Proximity	2nd	37' 10"	44' 4"	11th	36' 9"	44' 9"
Approaches 50-125 yards (Rgh)	1st	19' 4"	28' 5"	8th	20' 6"	30' 8"
SG: Around-the-Green	3rd	.543	---	46th	.146	---
Sand Save Percentage	24th	58.93%	49.79	T40th	52.94%	45.73
Scrambling	3rd	66.20%	57.94	53rd	58.44%	57.12
Scrambling from the Rough	4th	66.19%	55.26	T65th	55.56%	57.52
SG: Putting	8th	.618	---	34th	.359	---
Putting Average	1st	1.692	1.777	31st	1.741	1.760
Overall Putting Average	1st	1.539	1.619	T25th	1.583	1.612
One-Putt Percentage	2nd	44.30%	38.70	T17th	43.98%	39.70
3-Putt Avoidance	T17th	2.12%	3.15	T73rd	4.17%	3.14
Putts Per Round	1st	27.71	29.18	T25th	28.50	29.02
Putting from - 15-20'	6th	26.02%	18.33	1st	37.50%	20.19
Putting from - 20-25'	1st	28.33%	12.50	24th	19.05%	13.16
Putting from - > 25'	T15th	7.61%	5.37	50th	6.00%	5.88
Approach Putt Performance	T1st	1' 11"	2' 4"	T60th	2' 6"	2' 5"
Average Distance of Putts made	35th	77' 6"	73' 1"	12th	84' 4"	76' 6"
SG: Total	1st	2.547	---	34th	.382	---
Scoring Average	1st	68.752	71.201	33rd	70.118	70.557
Birdie Average	2nd	4.62	3.53	T38th	3.75	3.62
Par 3 Birdie or Better Leaders	7th	18.09%	13.57	T13th	20.83%	14.05
Par 4 Birdie or Better Leaders	1st	23.65%	16.21	83rd	15.94%	18.70
Par 5 Birdie or Better Leaders	51st	45.16%	41.18	T11th	50.00%	38.45

FedExCup Playoffs
ShotLink Keys to Winning the FedExCup
2014 FedExCup Champion – Billy Horschel



Billy Horschel

2013-14 Season Summary

Events: 27
Wins: 2
Runner-ups: 1
Top 10's: 5
Top 25's: 12



Tournament	Pos.	FEC Rank Thru Event
Frys.com Open	CUT	--
CIMB Classic	T11	T46
WGC-HSBC Champions	T34	T33
Hyundai T of C	T6	28th
Humana Challenge	T25	34 th
Farmers Insurance Open	T23	33 rd
Waste Management Phoenix	CUT	40 th
WGC-Accenture Match Play	T17	40 th
The Honda Classic	CUT	48 th
WGC-Cadillac Championship	T50	49 th
Arnold Palmer Inv'tl	T43	53 rd
Valero Texas Open	CUT	59 th
Masters Tournament	T37	58 th
RBC Heritage	T68	61 st
Zurich Classic	CUT	68 th
THE PLAYERS Championship	T26	72 nd
the Memorial Tournament	T15	72nd
FedEx St. Jude Classic	T6	60th
U.S. Open	T23	58 th
Quicken Loans National	T11	56th
The Open Championship	CUT	62 nd
PGA Championship	T58	71 st
Wyndham Championship	T47	69 th
FedExCup Playoffs		
The Barclays	CUT	82 nd
Deutsche Bank Champ	T2	20th
BMW Championship	WON	2nd
TOUR Championship	WON	1st

2014 FedExCup champion **Billy Horschel** carded 2 wins (BMW Championship and TOUR Championship by Coca-Cola, 1 runner-up finish, 5 top ten and 12 top twenty-five finishes in his 27 starts this year.

2014 TOUR Championship by Coca-Cola, winner Billy Horschel had all facets of his game working ranking 2nd in strokes gained: tee-to-green, 1st in greens in regulation, T-5 in proximity to the hole, T-8 in scrambling and 6th in strokes gained: putting. In strokes gained: tee-to-green, Horschel outperformed the field by +2.19 strokes per round and in strokes gained putting: he outperformed the field by +3.26 (+.815 per round) total strokes with his putter.

On the 16th hole at East Lake, Horschel hit his tee shot into the right trees and was forced to punch out and have an approach from 94 yards. His approach from 94 yards ended up 30' 9" from the hole for par.

For the season he made a combined 18 putts from over 20 feet in 391 attempts (4.6%). However, in the prior 2 weeks he made a total of 13 of 71 (18.3%).

Horschel went on to make the clutch par save and go onto par the 17th & 18th holes to win the TOUR Championship and FedExCup.



Billy Horschel vs. The TOUR PGA TOUR 2013-14 Season Statistical Profile

Stat	Entering '14 Playoffs		TOUR Avg.	'14 Playoffs		14' Playoff Field Avg.
Strokes Gained: Tee-To-Green	73rd	+0.29	---	11th	+1.09	---
Driving Distance	T92	289.5	288.7	13th	302.1	291.1
Driving Accuracy Percentage	19th	68.2%	61.3%	T60th	60.7%	62.4%
Total Driving	T16	111	187	18th	73	104
Greens in Regulation Percentage	7th	69.4%	64.0%	1st	75.8%	64.9%
Proximity to Hole	T127th	36' 5"	35' 10"	T54th	36' 0"	36' 1"
Rough Proximity	T181st	48' 7"	43' 11"	T18	40' 8"	45' 2"
Sand Save Percentage	165th	42.6%	49.5%	T11th	64.3%	48.2%
Scrambling	163rd	53.8%	57.3%	9th	65.6%	58.4%
Strokes Gained: Putting	110th	-0.02	---	4th	+1.18	---
Putting Average	T143rd	1.802	1.782	29th	1.728	1.759
One-Putt Percentage	174th	34.9%	38.89	83rd	36.9%	39.9%
3-Putt Avoidance	145th	3.4%	3.0%	T30th	2.0%	2.6%
Putts Per Round	172nd	29.96	29.15	T67th	29.29	28.92
Putting from inside 5 feet	94th	96.5%	96.3%	2nd	99.4%	96.5%
Putting from outside 20 feet	166th	5.1%	7.0%	20th	11.6%	8.0%
Average Distance of Putts made	T144th	68' 10"	71' 7"	2nd	93' 9"	76' 3"
Strokes Gained: Total	82nd	+0.27	---	1st	+2.28	---
Scoring Average	109th	70.96	71.092	1st	68.15	70.654
Birdie Average	T88th	3.47	3.37	12th	4.21	3.5
Par Breakers	70th	20.3%	19.1%	12th	23.8%	19.8%
Back 9 Scoring Average	T59th	35.45	35.77	1st	33.79	35.52
Par 3 Scoring Average	T82nd	3.06	3.08	8th	2.93	3.06
Par 4 Scoring Average	T112th	4.07	4.07	T2nd	3.91	4.01
Par 5 Scoring Average	T49th	4.64	4.69	T5th	4.53	4.77
Birdie or Better Percentage	70th	20.3%	19.1%	12th	23.8%	19.8%

FedExCup Playoffs
ShotLink Keys to Winning the FedExCup
2013 FedExCup Champion – Henrik Stenson



Henrik Stenson

2013 Season Summary

Events: 18
Wins: 2
Runner-ups: 3
Top 10's: 8
Top 25's: 10



Tournament	Pos	FEC Rank Thru Event
WGC-Accenture Match Play	T33	T163
The Honda Classic	CUT	T169
Puerto Rico Open	T39	161 st
Arnold Palmer Inv't'l	T8	121st
Shell Houston Open	T2	38th
Masters Tournament	T18	39 th
Wells Fargo Championship	CUT	49 th
THE PLAYERS Championship	T5	37th
Crowne Plaza Invitational	T35	40 th
the Memorial Tournament	T41	40 th
U.S. Open	T21	41 st
The Open Championship	2	22nd
WGC-Bridgestone Invit'l	T2	12th
PGA Championship	3	8th
FedExCup Playoffs		
The Barclays	T43	13 th
Deutsche Bank Champ	WON	1st
BMW Championship	T33	2 nd
TOUR Championship	WON	1st

2013 FedExCup champion **Henrik Stenson** carded 2 wins (Deutsche Bank Championship & TOUR Championship by Coca-Cola, 3 runner-up finishes, 8 top ten's and 10 top twenty-five finishes in his 18 starts last year.

2013 TOUR Championship by Coca-Cola winner Henrik Stenson ranked T-1st in greens in regulation for the week hitting his mark 77.78% (56 of 72) of the time. This marked the 3rd time out of the 4 FedExCup Playoff events were he led the field in this category. For the 2013 FEC Playoffs, Stenson hit 218 of 288 (75.69%) greens in regulation ranking 1st among players who played in all 4 Playoff events.

Henrik Stenson played the front 9 at East Lake Golf Club at an average of 31.50, 14 under par for the week. His 14 under relative to par score was 8 shots better than the next best player and over 3 strokes better than the field average of 34.66 per round.



Henrik Stenson vs. The TOUR PGA TOUR 2013 Season Statistical Profile

Stat	Stenson Entering '13 Playoffs		TOUR Avg.	Snedeker in the '13 Playoffs		13' Playoffs Avg.
Driving Distance	T72nd	290.4	287.3	35th	292.4	285.9
Driving Accuracy Percentage	6th	69.4%	60.6%	24th	71.9%	66.7%
Total Driving	3rd	78	188	10th	59	106
Greens in Regulation Percentage	2nd	70.7%	64.4%	2nd	75.7%	64.9%
Going for the Green	5th	69.5%	47.6%	4th	74.6%	52.1%
Approaches from 225-250 yards	T6th	43' 11"	52' 10"	T33rd	47' 7"	51' 11"
Scrambling from the Rough	1st	72.0%	55.8%	T58th	58.3%	59.2%
Scrambling from 20-30 yards	2nd	67.9%	51.8%	T83rd	38.5%	51.9%
Strokes Gained: Putting	106th	-0.002	---	T48th	+0.022	---
Putting Average	T155th	1.809	1.79	22nd	1.716	1.75
One-Putt Percentage	162nd	35.8%	38.3%	T79th	38.2%	41.0%
3-Putt Avoidance	153rd	4.05%	3.44%	T77th	3.47%	2.69%
Putts Per Round	172nd	30.08	29.32	87th	29.38	28.62
Putting from over 25 Feet	T61st	5.8%	5.12%	91st	2.44%	6.18%
Average Distance of Putts made	T63rd	72' 3"	70' 8"	T60th	72' 9"	73' 9"
Scoring Average	4th	69.36	71.11	4th	68.927	70.83
Birdie Average	T88th	3.42	3.33	2nd	4.81	3.74
Eagles (Holes per)	4th	108	234.7	T52nd	288	214.1
Par 3 Scoring Average	T37th	3.04	3.08	7th	2.89	3.03
Par 4 Scoring Average	T76th	4.06	4.08	5th	3.91	4.01
Par 5 Scoring Average	T3rd	4.53	4.7	T48th	4.7	4.69
Birdie or Better Percentage	T68th	19.9%	18.9%	T2nd	27.1%	21.2%

FedExCup Playoffs
ShotLink Keys to Winning the FedExCup
2012 FedExCup Champion – Brandt Snedeker



Brandt Snedeker

2012 Season Summary

Events: 22
Wins: 2
Runner-ups: 1
Top 10's: 7
Top 25's: 10



Tournament	Pos	FEC Rank Thru Event
Humana Challenge	T8	35th
Farmers Insurance Open	P1	2nd
Waste Management Phoenix	T50	4 th
Northern Trust Open	T17	5 th
WGC-Accenture Match Play	T9	7th
WGC-Cadillac Championship	T45	9 th
Valspar Championship	T29	9 th
Arnold Palmer Inv't'l	T63	10 th
Masters Tournament	T19	11 th
RBC Heritage	T17	10 th
THE PLAYERS Championship	CUT	16 th
the Memorial Tournament	W/D	18 th
The Greenbrier Classic	T38	26 th
The Open Championship	T3	18th
RBC Canadian Open	T34	17 th
WGC-Bridgestone Invit'l	T50	21 st
PGA Championship	CUT	23 rd
Wyndham Championship	T28	19 th
FedExCup Playoffs		
The Barclays	2nd	2nd
Deutsche Bank Champ	6th	4th
BMW Championship	T37	5 th
TOUR Championship	WON	1st

2012 FedExCup champion **Brandt Snedeker** carded 2 wins (Farmers Insurance Open & TOUR Championship by Coca-Cola, 1 runner-up finish, 7 top ten's and 10 top twenty-five finishes in his 22 starts last year.

2012 TOUR Championship by Coca-Cola winner Brandt Snedeker was solid tee-to-green ranking 8th in total driving, T5th for ball striking and 2nd for strokes gained – putting. On the greens he outperformed the field by over 6 strokes with the putter (+6.524) ranking 2nd in strokes gained – putting.

On the 17th hole, Snedeker hit his 2nd shot onto the fringe 28'6" from the cup. Brandt relied on his short game in the final round only hitting 9 of 18 greens in regulation. Snedeker managed to chip in for birdie to take a 4 shot lead going into the 72nd hole; where he ended up winning by three.

In the final round, Snedeker was only the 5th player to birdie the 17th hole due to the tough pin placement (front left) over a bunker with water left.



Brandt Snedeker vs. The TOUR PGA TOUR 2012 Season Statistical Profile

Stat	Snedeker Entering '12 Playoffs		TOUR Avg.	Snedeker in the '12 Playoffs		12' Playoffs Avg.
Driving Distance	T112th	288.0	289.0	T54th	291.3	292.6
Driving Accuracy Percentage	127th	58.93%	60.18%	T40th	66.52%	63.94%
Total Driving	154th	239	196	T35th	94	109
Greens in Regulation Percentage	136th	62.81%	63.10%	T26th	67.36%	64.72%
Approaches from 50-125 yards	T13th	16' 9"	18' 11"	T31st	16' 5"	18' 3"
Total Hole Outs	T71st	8	5	T8th	3	2
Sand Save Percentage	23rd	55.86%	48.09%	12th	65.52%	49.50%
Scrambling	27th	60.96%	55.96%	4th	67.02%	57.33%
Strokes Gained: Putting	2nd	+7.58	.000	3rd	1.17	- - -
Putting Average	4th	1.73	1.786	T11th	1.706	1.767
One-Putt Percentage	1st	44.62%	37.76%	T13th	43.06%	39.22%
3-Putt Avoidance	T42nd	2.51%	3.14%	T7th	1.39%	2.99%
Putts Per Round	T1st	27.94	29.18	8th	27.88	29.07
Putting from 10-15'	5th	39.06%	29.58%	40th	34.88%	31.57%
Average Distance of Putts made	2nd	82' 8"	71' 10"	13th	83' 6"	76' 10"
Scoring Average	29th	70.069	71.066	4th	68.954	71.139
Birdie Average	T6th	3.9	3.3	5th	4.44	3.52
Par Breakers	10th	0.2195	18.77	6th	25.35%	20.06%
Par 3 Scoring Average	T2nd	2.98	3.09	T58th	3.13	3.09
Par 4 Scoring Average	T51st	4.05	4.09	T2nd	3.94	4.05
Par 5 Scoring Average	T70th	4.66	4.71	T1st	4.33	4.67
Birdie or Better Percentage	10th	21.95%	18.77%	6th	25.35%	20.06%

FedExCup Playoffs
ShotLink Keys to Winning the FedExCup
2011 FedExCup Champion – Bill Haas



Bill Haas

2011 Season Summary

Events: 26
Wins: 1
Runner-ups: 2
Top 10's: 7
Top 25's: 12



Tournament	Pos	FEC Rank Thru Event
Humana Challenge	P2	4th
Farmers Insurance Open	T9	5th
Waste Management Phoenix	T29	5 th
Northern Trust Open	T12	8 th
WGC-Accenture Match Play	T33	10 th
WGC-Cadillac Championship	T31	14 th
Valspar Championship	CUT	15 th
Arnold Palmer Inv't'l	CUT	18 th
Masters Tournament	T42	21 st
RBC Heritage	T30	22 nd
Wells Fargo Championship	4	19th
THE PLAYERS Championship	CUT	20 th
Crowne Plaza Invitational	T8	19th
the Memorial Tournament	T45	20 th
U.S. Open	T23	20 th
Quicken Loans National	T34	21 st
The Open Championship	T57	22 nd
The Greenbrier Classic	P2	12th
WGC-Bridgestone Invit'l	T63	17 th
PGA Championship	T12	15 th
Wyndham Championship	CUT	15 th
FedExCup Playoffs		
The Barclays	T24	18 th
Deutsche Bank Champ	T61	24 th
BMW Championship	T16	25 th
TOUR Championship	P1	1st

2011 FedExCup champion **Bill Haas** carded 1 win (TOUR Championship by Coca-Cola, 2 runner-up finishes, 7 top tens and 12 top twenty-five finishes in his 26 starts last year.

2011 TOUR Championship by Coca-Cola winner Bill Haas was solid tee-to-green ranking 2nd in total driving, 5th for ball striking and 1st for strokes gained – putting. On the greens he outperformed the field by over 8 strokes with the putter (+8.143) leading the field for strokes gained – putting.

On the 2nd playoff hole (17), Haas hit his 2nd shot into the greenside water to the left of the 17th green and managed to successfully get the ball up and down to force another hole.

For the week, 5 players hit their 2nd shots in the water on the 17th hole in regulation play and all made bogey or worse. Haas is the only player since 2004 to successfully salvage par or better after hitting his 2nd shot in the water on the 17th hole at East Lake GC.



Bill Haas vs. The TOUR
PGA TOUR
2011 Season Statistical Profile

Stat	Haas Entering '11 Playoffs		TOUR Avg.	Haas in the '11 Playoffs		11' Playoffs Avg.
Driving Distance	57th	295.9	291.1	T25th	299.8	295.3
Driving Accuracy Percentage	65th	63.64%	60.91	T37th	63.33%	61.50
Total Driving	13th	122	193	12th	62	97
Greens in Regulation Percentage	8th	69.62%	63.78	T39th	68.52%	67.18
Approaches from 50-125 yards	T130th	19' 8"	18' 10"	T12th	14' 9"	19' 1"
Total Hole Outs	T14th	13	6	T24th	2	2
Sand Save Percentage	142nd	43.17%	47.37	59th	46.88%	51.44
Scrambling	66th	58.91%	56.23	70th	55.29%	59.01
Strokes Gained: Putting	104th	+ .016	.000	17th	+ .490	- - -
Putting Average	T109th	1.787	1.787	16th	1.714	1.762
One-Putt Percentage	127th	36.08%	36.46	T39th	40.00%	39.22
3-Putt Avoidance	T81st	2.89%	3.09	T67th	3.33%	2.94
Putts Per Round	153rd	29.61	29.23	55th	29.13	29.02
Putting from 4-8'	64th	69.60%	67.61	10th	77.63%	68.58
Average Distance of Putts made	T128th	70' 2"	71' 11"	T37th	75' 5"	73' 9"
Scoring Average	T24th	70.15	71.05	T20th	70.08	70.89
Birdie Average	T66th	3.58	3.36	T11th	4.33	3.79
Par Breakers	T60th	20.49%	19.10	T12th	24.44%	21.50
Par 3 Scoring Average	T100th	3.08	3.09	T23rd	3.00	3.06
Par 4 Scoring Average	T6th	4.00	4.08	T46th	3.99	4.00
Par 5 Scoring Average	T26th	4.60	4.70	T34th	4.61	4.65
Birdie or Better Percentage	T60th	20.49%	19.10	T12th	24.44%	21.50

FedExCup Playoffs
ShotLink Keys to Winning the FedExCup
2010 FedExCup Champion – Jim Furyk



Jim Furyk

2010 Season Summary

Events: 21
Wins: 3
Runner-ups: 0
Thirds: 0
Top 10's: 7



Tournament	Pos	FEC Rank Thru Event
Northern Trust Open	T20	T97
AT&T Pebble Beach	T35	86
WGC-Accenture Match Play	T17	70
WGC-CA Championship	T37	84
Valspar Championship	1	7
Arnold Palmer Inv'tl	T11	6
Masters Tournament	CUT	11
RBC Heritage	P1	2
Wells Fargo Championship	T7	2
THE PLAYERS Championship	T47	2
Crowne Plaza Invitational	CUT	2
the Memorial Tournament	T10	2
U.S. Open Championship	T16	3
Quicken Loans National	T33	4
The Open Championship	CUT	5
The Greenbrier Classic	T9	3
WGC-Bridgestone Invit'l	T6	3
PGA Championship	T24	3
FedExCup Playoffs		
Deutsche Bank Champ	T37	11
BMW Championship	T15	11
THE TOUR Championship	1	1

2010 FedExCup champion **Jim Furyk** is arguably one of the most consistent grinders on the PGA TOUR. He's had at least 7 top 10's in each of his last 6 seasons on TOUR dating back to 2005. In 2008 & 2009 he was a model of consistency, carding the most top 10's on TOUR without a win (20 top 10's in 49 starts over 2 years).

In 2010 **Jim Furyk's** perseverance paid off as he carded a career-high 3 wins including the Valspar Championship, the RBC Heritage, and the TOUR Championship presented by Coca-Cola.


Furyk is the first FedExCup champion to be ranked outside the top 5 entering the TOUR Championship (11th ranked player entering the week).



Jim Furyk vs. The TOUR
PGA TOUR
2010 Season Statistical Profile

Stat	Furyk Entering Playoffs		TOUR Avg.	Furyk in the Playoffs		Playoffs Avg.
Driving Distance	183 rd	274.7	287.0	T55 th	283.1	285.3
Driving Accuracy Percentage	12th	70.59%	63.47	T9th	73.21%	62.83
Total Driving	T100 th	195	196	T7 th	64	104
Greens in Regulation Percentage	T69 th	67.47%	65.71	T32 nd	65.28%	63.27
Proximity to Hole	T23 rd	33' 6"	35' 4"	T45 th	34' 9"	35' 0"
Approaches from 50-125 yards	15 th	16' 3"	18' 11"	T27 th	15' 8"	17' 8"
Sand Save Percentage	164 th	41.56%	48.59	9 th	68.00%	52.68
Scrambling	25th	62.53%	57.22	12th	68.00%	60.30
Strokes Gained: Putting	16 th	.521	---	58 th	-.067	---
Putting Average	T49 th	1.764	1.790	T64 th	1.787	1.771
Putts Per Round	28 th	28.79	29.39	T36 th	28.50	28.78
Putting from 4-8'	67 th	68.59%	67.00	T41 st	72.00%	69.85
Putting - Inside 10'	11 th	89.39%	87.03	13 th	89.59%	87.30
Putting from - > 25'	141st	4.29%	5.41	20th	7.41%	5.08
Scoring Average	8th	69.89	71.16	7th	69.52	70.89
Birdie Average	T60 th	3.63	3.39	21 st	3.67	3.35
Par 3 Scoring Average	T22 nd	3.01	3.07	T70 th	3.08	3.04
Par 4 Scoring Average	T22nd	4.00	4.06	T9th	3.97	4.04
Par 5 Scoring Average	T127 th	4.72	4.71	T14 th	4.59	4.76

FedExCup Playoffs
ShotLink Keys to Winning the FedExCup
2009 FedExCup Champion – Tiger Woods



Tiger Woods

2009 Season Summary

Events: 17
Wins: 6
Runner-ups: 3
Thirds: 0
Top 10's: 14



Tiger Woods - 2009 Tournament Record


Tournament	Pos	FEC Rank Thru Event
WGC-Accenture Match Play Championship	T17	142 nd
WGC-CA Championship	T9	102 nd
Arnold Palmer Invitational	WON	12th
Masters Tournament	T6	12 th
Wells Fargo Championship	4	10 th
THE PLAYERS Championship	8	9 th
the Memorial Tournament	WON	4th
U.S. Open Championship	T6	3 rd
Quicken Loans National	WON	1st
The Open Championship	CUT	2 nd
Buick Open	WON	1st
WGC-Bridgestone Invitational	WON	1st
PGA Championship	2	1st
FedExCup Playoffs		
The Barclays	T2	1st
Deutsche Bank Championship	T11	2 nd
BMW Championship	WON	1st
THE TOUR Championship	2	1st

2009 FedExCup champion **Tiger Woods** got off to a great start by winning at the Arnold Palmer Invitational.

It wasn't until Tiger's win at the AT&T National that he took the top spot in the FedExCup standings.

Woods was the #1 ranked player entering the 2009 Playoffs, thanks to his 2 wins and a runner-up in his previous 3 starts on TOUR.

Tiger dropped to 2nd in the standings after a T-11 finish at the Deutsche Bank Championship. He then finished 1st, 2nd to become the 2009 FedExCup Champion.



Tiger Woods vs. The TOUR
PGA TOUR
2009 Season Statistical Profile

Stat	Woods Entering the Playoffs		TOUR Avg.	Woods in the Playoffs		Playoffs Avg.
Driving Distance	25th	298.7	288.2	14th	297.5	286.3
Driving Accuracy Percentage	109th	62.27%	62.01	T32nd	70.09%	66.39
Total Driving	21st	134	- - -	3rd	46	- - -
Greens in Regulation Pct	18th	68.48%	64.18	3rd	68.40%	60.17
Going for the Green	4th	69.84%	49.27	1st	72.55%	42.88
Approaches from 150-175 yards	T22 nd	25' 4"	27' 9"	5 th	21' 3"	27' 1"
Sand Save Percentage	T19th	57.14%	49.28	6th	74.07%	52.88
Scrambling	4th	65.52%	57.19	1st	75.82%	59.34
Scrambling from the Fringe	T1 st	100.00%	87.82	T1 st	100.00%	90.52
Scrambling from the Rough	9 th	64.58%	56.10	T16 th	67.86%	56.74
Overall Putting Average	T131st	1.588	1.534	T30th	1.556	1.584
3-Putt Avoidance	22 nd	2.17%	3.09	T17 th	1.74%	2.81
Putts Per Round	T28 th	28.59	29.21	T30 th	28.00	28.51
Putting from 4-8'	7th	75.22%	67.74	6th	83.78%	70.91
Putting - Inside 10'	3rd	90.38%	86.85	8th	90.56%	86.97
Scoring Average (Actual)	1st	69.15	71.17	1st	67.94	71.19
Birdie Average	3 rd	4.17	3.38	T7 th	4.06	3.32
Total Eagles	T41 st	7	5	T2 nd	3	- - -
Par Breakers	2 nd	24.03%	19.19	T2 nd	23.61%	18.88
Par 3 Scoring Average	T1 st	2.96	3.08	T5 th	2.97	3.11
Par 4 Scoring Average	T4 th	3.99	4.07	1 st	3.91	4.06
Par 5 Scoring Average	1st	4.44	4.69	T1st	4.39	4.70
Par 5 Birdie or Better Leaders	1st	56.76%	40.32	2nd	56.82%	40.25
Birdie or Better Percentage	2nd	24.03%	19.19	T2nd	23.61%	18.88

FedExCup Playoffs

ShotLink Keys to Winning the FedExCup

2008 FedExCup Champion – Vijay Singh



Vijay Singh

2008 Season Summary

Events: 23
Wins: 3
Runner-ups: 2
Thirds: 1
Top 10's: 8



Vijay Singh - 2008 Tournament Record

Tournament	Pos	FEC Rank Thru Event
Hyundai TOC	T12	T12
Sony Open in Hawaii	T45	22 nd
Farmers Insurance Open	T23	36 th
Waste Management Open	CUT	48 th
AT&T Pebble Beach National Pro-Am	P2	11th
Northern Trust Open	T36	12 th
WGC-Accenture Match Play Championship	T5	11 th
Arnold Palmer Invitational	T3	8th
WGC-CA Championship	T2	3rd
Masters Tournament	T14	3 rd
Wells Fargo Championship	T17	5 th
THE PLAYERS Championship	CUT	5 th
FedEx St. Jude Championship	T11	8 th
U.S. Open Championship	T65	8 th
Travelers Championship	5	8th
The Open Championship	CUT	10 th
WGC-Bridgestone Invitational	Won	6th
PGA Championship	CUT	7 th
Wyndham Championship	CUT	7 th
FedExCup Playoffs		
The Barclays	Won	1st
Deutsche Bank Championship	Won	1st
BMW Championship	T44	1 st
THE TOUR Championship	T22	1 st

2008 FedExCup champion **Vijay Singh** got off to a solid start during the regular season, carding 4 top 5 finishes in his first 9 starts of the year.

Singh captured another top 5 finish at the '08 Travelers Championship before going on to win the WGC-Bridgestone Invitational at Firestone CC.

Entering the Playoffs, Singh was 7th on the points list, but quickly moved to the number one spot by winning the first 2 Playoff events en route to taking the cup.

All 3 of Vijay Singh's 2008 victories took place in his last 7 events of the FedExCup season.



Vijay Singh vs. The TOUR

PGA TOUR

2008 Season Statistical Profile

Stat	Singh Entering the Playoffs		TOUR Average	Singh in the Playoffs		Playoffs Average
Driving Distance - All Drives	9th	293.4	280.0	4th	293.9	281.5
Total Driving	55th	180	212	T21st	85	115
Greens in Regulation Percentage	15th	67.56%	62.35	T11th	71.88%	66.04
Going for the Green	3 rd	67.28%	45.52	T3rd	68.75%	38.28
Proximity to Hole	T38th	34' 3"	35' 10"	T53rd	34' 2"	34' 4"
Rough Proximity	19 th	40' 1"	43' 11"	T17th	40' 5"	45' 8"
Scrambling	48 th	59.12%	55.73	64 th	58.02%	58.58
Scrambling from the Rough	30 th	60.78%	54.66	40 th	61.36%	56.43
Putting Average	T125th	1.801	1.799	46th	1.758	1.768
3-Putt Avoidance	T148th	3.58%	3.27	T20th	1.74%	2.89
Putts Per Round	T127th	29.44	29.30	T79th	29.63	29.15
Putting from 4-8'	196th	61.97%	67.66	57th	67.90%	67.92
Putting - Inside 10'	174 th	85.51%	86.71	93 rd	84.49%	86.74
Putting from - 10-15'	T124th	28.70%	29.29	90 th	23.68%	31.08
Putting from - 15-20'	202nd	10.10%	17.47	63rd	17.39%	19.90
Putting from - 20-25'	168 th	8.22%	11.79	T96th	.00%	12.74
Putting from - > 25'	59th	6.32%	5.34	T30th	8.33%	6.02
Average Distance of Putts made	T196th	66' 8"	72' 5"	78th	72' 5"	75' 10"
Birdie or Better Conversion Percentage	39 th	29.16%	27.06	63 rd	27.67%	27.98
Scoring Average (Actual)	8 th	70.55	71.75	10 th	69.19	70.40
Birdie Average	T14th	3.60	3.15	T38th	3.63	3.43
Par Breakers	13 th	20.43%	17.82	T37th	20.49%	19.44
Round 1 Scoring Average	66 th	71.17	71.95	T25th	69.25	70.52
Round 2 Scoring Average	17 th	70.39	71.94	T60th	70.00	70.01
Round 3 Scoring Average	10 th	69.62	71.27	T28th	69.50	70.33
Round 4 Scoring Average	T58th	70.85	71.57	T3rd	68.00	70.86
Final Round Scoring Average	T49th	70.85	71.63	T3rd	68.00	70.86
Par 4 Scoring Average	T12th	4.04	4.10	T17th	3.97	4.02
Par 5 Scoring Average	T1st	4.54	4.73	3rd	4.45	4.73
Par 5 Birdie or Better Leaders	1st	50.80%	37.84	T4th	55.00%	37.19
Bounce Back	145th	16.76%	17.27	T42nd	20.00%	18.36

FedExCup Playoffs
ShotLink Keys to Winning the FedExCup
2007 FedExCup Champion – Tiger Woods



Tiger Woods

2007 Season Summary

Events: 16
Wins: 7
Top 10's: 12
Top 25's: 15
Cuts Made: 16



Tiger Woods - 2007 Tournament Record

Tournament	Pos	FEC Rank Thru Event
Farmers Insurance Open	Won	5th
WGC-Accenture Match Play Championship	T9	6 th
Arnold Palmer Invitational	T22	7 th
WGC-CA Championship	Won	3rd
Masters Tournament	T2	2 nd
Wells Fargo Championship	Won	1st
THE PLAYERS Championship	T37	1 st
the Memorial Tournament	T15	1 st
U.S. Open Championship	T2	1 st
Quicken Loans National	T6	1 st
The Open Championship	T12	1 st
WGC-Bridgestone Invitational	Won	1st
PGA Championship	Won	1st
FedExCup Playoffs		
Deutsche Bank Championship	T2	3 rd
BMW Championship	Won	1st
THE TOUR Championship	Won	1st

2007 FedExCup champion **Tiger Woods** had an exceptional season, winning 7 of the 16 events he entered for the year.

He stormed out of the gates, winning his first event of the season (Farmers Insurance Open for the 5th time – 3rd consecutive) and never looked back.

Woods took the inaugural FedExCup in fine fashion, winning the final 2 Playoff events of the season.



Tiger Woods vs. The TOUR

PGA TOUR

2007 Season Statistical Profile

Stat	Woods Entering the Playoffs		TOUR Average	Woods in the Playoffs		Playoffs Average
Driving Distance	12th	301.9	289.0	4th	304.4	285.2
Driving Distance - All Drives	15 th	290.4	281.3	4 th	294.1	281.6
Driving Accuracy Percentage	167th	57.25%	61.82	T50th	70.24%	68.34
Total Driving	T69th	179	200	T2nd	54	125
Club Head Speed	1 st	122.41	112.21	1 st	124.40	113.49
Greens in Regulation Percentage	4th	69.68%	62.44	1st	76.39%	65.97
Going for the Green	20 th	61.06%	46.95	3 rd	86.11%	54.51
Proximity to Hole	T6th	33' 1"	36' 2"	3rd	29' 10"	35' 5"
Rough Proximity	T50 th	42' 5"	44' 5"	11 th	36' 1"	45' 6"
Fairway Proximity	1st	28' 0"	32' 3"	3rd	26' 3"	31' 2"
Approaches from 175-200 yards	1st	25' 6"	34' 0"	T6th	25' 11"	32' 2"
Approaches from > 200 yards	1st	43' 6"	52' 0"	T16th	42' 3"	49' 3"
Scrambling	53rd	58.78%	55.28	4th	72.55%	59.94
Total Putting	33 rd	136.8	217.5	14 th	80.3	133.9
Putting Average	20th	1.761	1.800	1st	1.630	1.769
3-Putt Avoidance	T7 th	1.97%	3.39	T7 th	1.39%	3.21
Putts Per Round	T97th	29.25	29.35	8th	27.67	29.06
Putting from 4-8'	150 th	65.32%	67.94	T40 th	71.43%	68.36
Putting - Inside 10'	92 nd	87.02%	86.86	24 th	88.83%	86.45
Putting from Outside 10'						
Putting from - > 25'	159th	4.26%	5.39	7th	14.00%	5.71
Longest Putts	74th	57' 0"	- - -	1st	70' 4"	- - -
Average Distance of Putts made	T71st	74' 7"	73' 0"	3rd	96' 2"	75' 0"
Scoring Average (Actual)	1 st	69.94	71.80	1 st	65.75	70.34
Birdie Average	T25th	3.54	3.17	1st	6.00	3.64
Par Breakers	16 th	20.72%	17.97	1 st	34.26%	20.68
Final Round Scoring Average	7 th	69.67	71.66	2 nd	65.33	70.42
Final Round Performance	2 nd	91.67%	55.24	T1 st	100.00%	52.24
Par 3 Birdie or Better Leaders	131st	11.17%	11.70	5th	27.08%	14.41
Par 4 Birdie or Better Leaders	T13th	17.11%	14.42	3rd	27.21%	17.22
Par 5 Birdie or Better Leaders	13th	46.53%	38.51	1st	75.00%	42.61
Birdie or Better Percentage	16 th	20.72%	17.97	1 st	34.26%	20.68

Statistical Leaders 2007 - 2016 FedExCup Playoffs

Strokes Gained: Tee-to-Green in the Playoffs



Jason Day led the FedExCup Playoffs last season with the highest Strokes Gained: Tee-to-Green average.

Strokes Gained: Tee-to-Green Leaders FedExCup Playoffs Last Season

Player	Average	Rounds
Jason Day	+2.30	16
Henrik Stenson	+2.06	16
Jim Furyk	+1.91	8
Bubba Watson	+1.78	16
Dustin Johnson	+1.52	16

Jim Furyk has performed better than the field from tee-to-green in 101 of his 129 career rounds in the FedExCup Playoffs marking the most of any player.

Most Rounds Better than the Field from Tee-to-Green FedExCup Playoffs

Player	No. of Rounds
Furyk, Jim	101
Stricker, Steve	84
Scott, Adam	79
Watson, Bubba	78
Mickelson & Mahan	75



Strokes Gained: Tee-to-Green Leaders FedExCup Playoffs (All-Time)

Player	Average	Rounds
Woods, Tiger	+1.77	72
Grillo, Emiliano	+1.47	4
McIlroy, Rory	+1.46	72
Furyk, Jim	+1.31	129
Oosthuizen, Louis	+1.20	30
Scott, Adam	+1.13	114
Johnson, Dustin	+1.11	99
Stricker, Steve	+1.09	109
Matsuyama, Hideki	+1.07	34
Berger, Daniel	+1.06	18

Best Performance in a Round: Jim Furyk set the record for best Strokes Gained: Tee-to-Green in a round when he posted his historic 59 at the 2013 BMW Championship. Furyk went 14 of 14 from the tee and missed just 1 green in regulation. He averaged 16 feet from the pin on all approach shots averaging 19 feet closer than the field average of 35 feet.

Best Strokes Gained: Tee-to-Green Round FedExCup Playoffs

Year	Player	Rd	Event	Avg.
2013	Furyk, Jim	2	BMW Champ.	+7.99
2011	Mickelson, Phil	3	Deutsche Bank	+7.15
2011	Els, Ernie	2	Deutsche Bank	+7.07
2013	Kuchar, Matt	3	BMW Champ.	+6.89
2013	Woods, Tiger	1	BMW Champ.	+6.70

Winners from Tee-to-Green in the FedExCup Playoffs: 32 of 37 winners in the Playoffs have ranked inside the top 8 for Strokes Gained: Tee-to-Green en route to their respective victories. 2008 FedExCup champion Vijay Singh owns the best tee-to-green performance when winning a Playoff event. Singh outperformed the field by +4.257 strokes from tee-to-green en route to his victory at the 2008 Deutsche Bank Championship.

Statistical Leaders 2007 - 2016 FedExCup Playoffs

Off-the-Tee Leaders in the Playoffs



No one has been better Off-the-Tee than **Rory McIlroy** in the FedExCup Playoffs. On average, he's outperforming the field by +.88 strokes per round.

Strokes Gained: Off-the-Tee Leaders FedExCup Playoffs ('07 - '16 - min 20 rds)

Player	Avg.	Rounds
McIlroy, Rory	+0.88	72
Johnson, Dustin	+0.76	99
Oosthuizen, Louis	+0.69	30
Watson, Bubba	+0.69	126
Scott, Adam	+0.63	114

Streak Leader in the 2015 Playoffs: Starting with the 5th hole in the opening round of the Deutsche Bank Championship, **Jim Furyk** went onto hit 26 consecutive fairways marking the most by any player in the 2015 FedExCup Playoffs.



The top-2 players in Strokes Gained: Off-the-Tee in the 2015 FedExCup Playoffs finished inside the top 5 of the FedExCup standings.

No one was better in the 2015 FedExCup Playoffs off-the-tee than Bubba Watson who outperformed the TOUR by +1.11 strokes per round off-the-tee in the Playoffs last season.

Strokes Gained: Off-the-Tee Leaders FedExCup Playoffs Last Season (Min 6 rds)

Rank	Player	Avg.	Rounds	2015 FEC Finish
1	Bubba Watson	+1.11	16	5th
2	Jason Day	+1.05	16	3rd
3	Rory McIlroy	+.92	12	15th
4	Dustin Johnson	+.88	16	7th
5	Louis Oosthuizen	+.77	8	30th
6	Jason Gore	+.74	6	92 nd
7	Justin Thomas	+.73	12	32 nd
8	Nick Watney	+.61	10	58 th
9	Henrik Stenson	+.58	16	2nd
10	Keegan Bradley	+.56	10	60 th

Most Strokes Gained: Off-the-Tee in a Round FedExCup Playoffs

Year	Player	Rd	Event	Value
2013	Brown, Scott	1	The Barclays	+3.12
2009	Weekley, Boo	2	The Barclays	+2.93
2009	Mahan, Hunter	2	The Barclays	+2.81
2015	Palmer, Ryan	1	BMW	+2.71
2014	Watson, Bubba	2	BMW	+2.68

Ryan Palmer outperformed the field by +2.71 strokes off-the-tee in the opening round of the 2015 BMW Championship marking the best off-the-tee performance of any player in the FedExCup Playoffs.

Winner Notes: 21 of the 37 winners in the FedExCup Playoffs have ranked inside the top 10 for Strokes Gained: Off-the-Tee en route to their respective victories. Dustin Johnson holds the record for most Strokes Gained: Off-the-Tee (per round) by a winner in the FedExCup Playoffs. Johnson outperformed the field by +1.64 strokes per round off-the-tee en route to victory at the 2011 Barclays.

Statistical Leaders 2007 - 2016 FedExCup Playoffs

Distance & Accuracy in the Playoffs



Averaging 300.9 yards from the tee, **Dustin Johnson** is 1 of 3 players with a 300+ yard average driving distance (all drives) in the FedExCup Playoffs (min 20 rds).

Driving Distance Leaders (All Drives) in the Playoffs ('07 - '16 - min 20 rds)

Player	Distance	Rounds
Johnson, Dustin	300.9	99
Holmes, J.B.	300.3	80
Watson, Bubba	300.0	126
McIlroy, Rory	298.2	72
Woodland, Gary	294.8	61

Driving Distance Leaders (All Drives) 2015 FedExCup Playoffs

Bubba Watson led the 2015 FedExCup Playoffs for driving distance (all drives) averaging 300.4 yards from the tee.

Player	Distance	Rounds
Bubba Watson	300.4	16
Tony Finau	300.1	10
Dustin Johnson	300.1	16
Jason Day	299.3	16
J.B. Holmes	297.3	16



Dustin Johnson



J.B. Holmes



Bubba Watson

Driving Accuracy Leaders 2015 FedExCup Playoffs

Zac Blair led the 2015 FedExCup Playoffs for driving accuracy hitting 77.9% of his fairways from the tee.

Player	%	Rounds
Zac Blair	77.98	12
Jerry Kelly	77.14	10
Ryan Moore	73.21	8
Jim Furyk	72.32	8
Cameron Tringale	72.02	12

The Big 3 Off the Tee: Dustin Johnson, J.B. Holmes and Bubba Watson have been the longest drivers of the golf ball during the first 9 years of the FedExCup Playoffs.

Dustin Johnson hit a 463 yard drive on the 7th hole in the final rd of 2011 Deutsche Bank (ball bounced on cart path). This not only the longest drive of the Playoffs but it was also the longest drive of the 2011 PGA TOUR season. Dustin is the only player to average over 300 yards in the 9 year history of the FedExCup Playoffs.

Distance by Winners: 14 of the 37 winners in the FedExCup Playoffs have ranked inside the top 10 for Driving Distance (2 measured holes) en route to their respective victories.

Jason Day averaged 326.4 yards en route to victory at the 2015 Barclays marking the longest driving distance by a winner in the FedExCup Playoffs.

Accuracy by Winners: 14 of the 37 winners in the FedExCup Playoffs have ranked inside the top 10 for Driving Accuracy en route to their respective victories.

Steve Stricker hit 82.1% of his fairways en route to victory at the 2007 Barclays marking best performance by a winner in the FedExCup Playoffs.

Statistical Leaders 2007 - 2016 FedExCup Playoffs Approach-the-Green in the Playoffs



Jim Furyk outperforms the TOUR by +0.94 strokes per round on his approach shots in his 129 career rounds in the FedExCup Playoffs (2nd best all-time in Playoffs).

Strokes Gained: Approach-the-Green Leaders in the Playoffs ('07 - '16 - min 20 rds)

Player	Avg.	Rounds
Woods, Tiger	+1.33	72
Furyk, Jim	+0.94	129
Quigley, Brett	+0.89	22
Stenson, Henrik	+0.73	59
Casey, Paul	+0.67	44

Greens in Regulation Leaders in the Playoffs ('07 - '16 - min 20 rds)

Rank	Player	%	Rds
1	Oosthuizen, Louis	70.6%	30
2	Furyk, Jim	70.5%	129
3	Stenson, Henrik	70.5%	59
4	Casey, Paul	70.5%	44
5	Scott, Adam	70.3%	114
6	Horschel, Billy	70.2%	42
7	Woods, Tiger	69.6%	72
8	Garcia, Sergio	69.5%	99
9	Allenby, Robert	69.2%	71
10	Stricker, Steve	68.9%	109

Proximity to the Hole Leaders in the Playoffs ('07 - '16 - min 20 rds)

Rank	Player	Avg.	Rds
1	Thompson, Nicholas	31' 3"	22
2	Matsuyama, Hideki	32' 1"	34
3	Clark, Tim	32' 3"	75
4	Furyk, Jim	32' 5"	129
5	Slocum, Heath	32' 7"	56
6	Casey, Paul	32' 8"	44
7	Baird, Briny	32' 9"	32
8	Knox, Russell	33' 0"	28
9	Stanley, Kyle	33' 1"	31
10	McDowell, Graeme	33' 2"	37

Past FedExCup champions Henrik Stenson, Jim Furyk, Billy Horschel and Tiger Woods all rank inside the top 7 for Greens in Regulation in the FedExCup Playoffs.

Winner Notes

Strokes Gained: Approach-the-Green: 21 of the 37 winners in the FedExCup Playoffs have ranked inside the top 10 for Strokes Gained: Approach-the-Green. Vijay Singh outperformed the field by +2.782 strokes on his approach shots en route to victory at the 2008 Deutsche Bank marking the best performance by a winner in the FedExCup Playoffs.

Greens in Regulation: 27 of the 37 winners in the FedExCup Playoffs have ranked inside the top 10 for Greens in Regulation en route to their respective victories. Henrik Stenson hit 84.7% of his greens in regulation en route to victory at the 2013 Deutsche Bank marking the best performance by a winner in the FedExCup Playoffs.

Proximity to Hole: 14 of the 37 winners in the FedExCup Playoffs have ranked inside the top 10 for Proximity to Hole. Camilo Villegas averaged 23' 10" on his approach shots en route to victory at the 2008 BMW Championship marking the best performance by a winner in the FedExCup Playoffs.

Statistical Leaders 2007 – 2016 FedExCup Playoffs Around the Greens in the Playoffs



Brandt Snedeker is the 2nd best all-time in the FedExCup Playoffs (min 50 rds) for Strokes Gained: Around-the-Green. Snedeker gains +0.436 strokes per round from around the greens in the FedExCup Playoffs.

Strokes Gained: Around-the-Green Leaders in the Playoffs ('07 - '16 - min 50 rds)

Player	Avg.	Rounds
Baddeley, Aaron	+0.549	64
Snedeker, Brandt	+0.436	115
Harrington, Padraig	+0.348	61
Kuchar, Matt	+0.325	123
Donald, Luke	+0.314	107

Scrambling Leaders - '15 Playoffs

Rank	Player	%	Rds	2015 FEC Fin.
1	Cameron Tringale	73.68	12	36 th
2	Hunter Mahan	72.22	10	49 th
3	Brendon de Jonge	70.77	10	47 th
4	Rickie Fowler	68.75	14	4th
5	Zac Blair	67.11	12	59 th

SG: Around-the-Green - '15 Playoffs (min 6 rds)

Rank	Player	%	Rds	2015 FEC Fin.
1	Jim Furyk	+0.742	8	29th
2	Brendon de Jonge	+0.723	10	47 th
3	Brendon Todd	+0.677	12	46 th
4	Webb Simpson	+0.654	12	48 th
5	Cameron Tringale	+0.584	12	36 th

Winner Notes: 4 winners in the Playoffs have been perfect from greenside bunkers (*more than 2 attempts*) en route to their respective wins. **Phil Mickelson** went a perfect 7 for 7 from the sand at the 2007 Deutsche Bank; **Tiger Woods** went a perfect 9 for 9 when he won the 2009 BMW, **Jim Furyk** was a perfect 9 for 9 en route to his victory at the 2010 TOUR Championship and **Brandt Snedeker** was 100% out of the bunkers going 4 of 4 for the week at East Lake GC in 2012.

Hole-out for the 2012 Champion: On the 17th hole in 2012, Snedeker hit his 2nd shot onto the fringe 28' 6" from the cup. Brandt relied on his short game last year, especially in the final round only hitting 9 of 18 greens in regulation. Snedeker managed to chip in for birdie to take a 4 shot lead going into the 72nd hole; where he ended up winning by three. In the final round, Snedeker was only the 5th player to birdie the 17th hole due to the tough pin placement (front left) over a bunker with water left.

26 of 37 winners of Playoff events have ranked inside the top 10 for Scrambling in their respective wins.

14 of 37 winners of Playoff events have ranked inside the top 10 for Strokes Gained: Around-the-Green in their respective wins.

Greenside Bunker Performance at East Lake GC – 2010 FedExCup Champion

At the 2010 TOUR Championship presented by Coca-Cola, **Jim Furyk** was faced with an 18 yard bunker shot on the 72nd hole. In 2010, the TOUR average for sand saves from 10 to 20 yards was 54%. The average bunker shot on TOUR lands 9 feet 6 inches from the hole. Entering the week, Furyk ranked 134th on TOUR for sand saves from 10 to 20 yards with a success rate of just 49%. Jim went on to hit his bunker shot 2 feet 5 inches from the hole and clinch trophies for both the TOUR Championship and the 2010 FedExCup.

If he had missed the 2 foot 5 inch putt and gone on to lose in a playoff to Luke Donald, **Furyk** would have ended up seventh in the final FedExCup standings. The bonus money for seventh pays \$700,000 -- so it would be fair to say that the final putt was potentially worth \$9.3 million. Jim's perfect 9 for 9 was just 2 off his career high on the PGA TOUR for sand saves in an event (he went 11 for 11 at the '09 WGC-CA). No player has hit more bunkers and kept a perfect save record in the history of the TOUR Championship at East Lake.

Water Shot on 17th Hole - 2nd playoff hole – 2011 FedExCup Champion

On the 2nd playoff hole (17), **Bill Haas** hit his 2nd shot into the greenside water to the left of the 17th green and managed to successfully get the ball up and down to force another hole. For the week, 5 players hit their 2nd shots in the water on the 17th hole in regulation play and all made bogey or worse. Haas is the only player since 2004 to successfully salvage par or better after hitting his 2nd shot in the water on the 17th hole at East Lake GC.

Statistical Leaders 2007 – 2016 FedExCup Playoffs On the Greens in the Playoffs



Jason Day ranks 2nd all-time in the FedExCup Playoffs for Strokes Gained: Putting outperforming the field by +0.761 strokes per round on the greens.

Winners: 24 of 37 winners have ranked inside the top 10 for SG: Putting en route to victory in the FedExCup Playoffs.

**Strokes Gained: Putting Leaders
in the Playoffs ('07 - '16 - min 40 rds)**

Player	Average	Rounds
Summerhays, Daniel	+0.834	44
Day, Jason	+0.761	108
Chalmers, Greg	+0.723	43
Donald, Luke	+0.696	107
Gay, Brian	+0.621	64



Jason Day ranks 3rd all-time in the Playoffs for fewest putts per round. On average, Day takes 27.88 putts per round in the history of the FedExCup Playoffs.

Winners: 24 of 37 winners have ranked inside the top 10 for Putts Per Round en route to victory in the FedExCup Playoffs.

**Putts Per Round Leaders
in the Playoffs ('07 - '16 - min 40 rds)**

Player	Average	Rounds
Chalmers, Greg	27.28	43
Gay, Brian	27.48	64
Day, Jason	27.88	108
Imada, Ryuji	27.96	45
Spieth, Jordan	28.10	48



Jordan Spieth ranks 1st all-time in the FedExCup Playoffs for most feet of putts made per round. In his 48 rounds, he's averaging just over 83 feet of putts made per round.

Winners: 18 of 37 winners have ranked inside the top 10 for Feet of Putts Made per Round en route to victory in the FedExCup Playoffs.

**Feet of Putts Made Per Round Leaders
in the Playoffs ('07 - '16 - min 40 rds)**

Player	Average	Rounds
Spieth, Jordan	83' 3"	48
Fowler, Rickie	81' 10"	83
Villegas, Camilo	81' 6"	92
Wi, Charlie	81' 6"	57
Donald, Luke	81' 4"	107

Statistical Leaders 2007 - 2016 FedExCup Playoffs On the Greens by Distance in the Playoffs

Putting Inside 5 Feet



Putting Inside 5 Feet Leaders
in the Playoffs ('07 - '16 - min 40 rds)

Player	%	Rounds
Summerhays, Daniel	98.3%	44
Chalmers, Greg	98.1%	43
Day, Jason	98.0%	108
Reed, Patrick	97.9%	45
Laird, Martin	97.7%	63

Jason Day ranks 3rd in the Playoffs when putting inside 5 feet. In his 108 rounds of the Playoffs, he's converted 1,437 of 1,466 putts inside 5 feet (98%).

Winners Inside 5 Feet: 15 of 37 winners in the Playoffs have gone the entire week without missing a putt inside 5 feet in their respective victories.

Dustin Johnson went an impressive 229 for 230 when putting inside 5 feet in the 2015 FedExCup Playoffs (50 of 50 last week).

Putting 5 to 10 Feet



Putting 5 to 10 Feet Leaders
in the Playoffs ('07 - '16 - min 40 rds)

Player	%	Rounds
Henley, Russell	67.4%	40
Day, Jason	66.7%	108
Wagner, Johnson	66.3%	48
Weir, Mike	64.7%	40
Tringale, Cameron	64.3%	51

Jason Day ranks 2nd all-time in the Playoffs when putting from 5 to 10 feet. In his 108 rounds, he's converted 295 of 442 putts from 5 to 10' (66.7%).

Pick it Up, It's Good... **Ryan Palmer** has a perfect record 798 of 798 when putting inside 3 feet in the Playoffs (*most attempts from 3 feet w/o a miss in the Playoffs*).

Putting 10 to 15 Feet



Putting 10 to 15 Feet Leaders
in the Playoffs ('07 - '16 min 40 rds)

Player	%	Rounds
Dufner, Jason	39.7%	82
Donald, Luke	39.1%	107
Leonard, Justin	38.0%	54
Summerhays, Daniel	37.9%	44
Romero, Andres	37.6%	50

Jason Dufner ranks 1st when putting from 10 to 15 feet in the Playoffs. In his 82 rounds of the Playoffs, Dufner has converted 81 of 204 attempts when putting from 10 to 15 feet (39.7%).

Winners Outside 10' 15 of 37 winners in the FedExCup Playoffs have made 10 or more putts from beyond 10 feet en route to their respective victories.

Statistical Leaders 2007 - 2016 FedExCup Playoffs On the Greens by Distance in the Playoffs

Putting 15 to 20 Feet



Putting 15 to 20 Feet Leaders
in the Playoffs ('07 - '16 - min 40 rds)

Player	%	Rounds
Summerhays, Daniel	30.1%	44
Schwartzel, Charl	29.6%	54
Spieth, Jordan	29.3%	48
Wi, Charlie	27.9%	57
Davis, Brian	27.8%	70

Jordan Spieth ranks 3rd in the Playoffs when putting 15 to 20 feet. In his 48 rounds of the Playoffs, he's made 27 of 92 putts from 15' to 20' (29.3%).

Putting 20 to 25 Feet



Putting 20 to 25 Feet Leaders
in the Playoffs ('07 - '16 - min 40 rds)

Player	%	Rounds
Reed, Patrick	25.0%	45
Summerhays, Daniel	23.1%	44
Byrd, Jonathan	21.3%	63
McGirt, William	21.3%	49
Gay, Brian	20.6%	64

Patrick Reed ranks 1st all-time in the Playoffs when putting from 20 to 25 feet. In his 45 rounds of the Playoffs, he's made 14 of 56 putts from 20 to 25 feet (25%).

Putting Outside 25 Feet



Putting Outside 25 Feet Leaders
in the Playoffs ('07 - '16 - min 40 rds)

Player	%	Rounds
Villegas, Camilo	10.8%	92
Fowler, Rickie	9.3%	83
Chalmers, Greg	9.0%	43
Jones, Matt	8.6%	45
Duke, Ken	8.4%	42

Rickie Fowler ranks 2nd when putting from outside 25 feet in the Playoffs. In his 83 rounds of the Playoffs, Rickie has converted 31 of 333 attempts when putting outside 25 feet (9.3%).

Statistical Leaders 2007 - 2016 FedExCup Playoffs Scoring in the Playoffs



Jim Furyk has the 2nd lowest stroke average all-time in the Playoffs (min 30 rds).

Furyk has 16 top-10 finishes in the Playoffs marking the most of any player all-time.

**Stroke Average Leaders
in the Playoffs ('07 - '16 - min 30 rds)**

Player	Average	Rounds
Woods, Tiger	68.32	72
Furyk, Jim	69.05	129
Garcia, Sergio	69.15	99
Day, Jason	69.19	108
Stricker, Steve	69.28	109
Stenson, Henrik	69.37	59

**Scoring to Par Leaders
in the Playoffs ('07 - '16)**

Player	Total Under	Holes Played
Furyk, Jim	-216	2,322
Woods, Tiger	-181	1,296
Day, Jason	-170	1,944
Stricker, Steve	-160	1,962
Garcia, Sergio	-159	1,782
Johnson, Zach	-138	2,232

Jim Furyk is 216-under par in his 2,322 career holes played in the Playoffs. The next closest player in relation to par is **Tiger Woods** at 181 under par in 1,296 holes played.

No one has played the par 5's in the Playoffs better than **Steve Stricker**. He's 160 under par in 299 career par 5's in the FedExCup Playoffs.

**Par 3 Scoring Leaders
in the Playoffs ('07 - '16)**

Player	O/U	Holes
Woods, Tiger	-15	288
Oberholser, Arron	-12	32
Day, Jason	-11	432
Stenson, Henrik	-9	236
Reavie, Chez	-9	120

**Par 4 Scoring Leaders
in the Playoffs ('07 - '16)**

Player	O/U	Holes
Furyk, Jim	-58	1,455
Woods, Tiger	-45	804
Garcia, Sergio	-44	1,113
Villegas, Camilo	-43	1,036
McIlroy, Rory	-28	804

**Par 5 Scoring Leaders
in the Playoffs ('07 - '16)**

Player	O/U	Holes
Stricker, Steve	-160	299
Furyk, Jim	-156	351
Watson, Bubba	-141	346
Mickelson, Phil	-137	353
Scott, Adam	-136	312

**Birdie Average Leaders
in the Playoffs ('07 - '16)**

Player	Avg	RDS
Woods, Tiger	4.63	72
Stenson, Henrik	4.31	59
Spieth, Jordan	4.17	48
Day, Jason	4.15	108
McIlroy, Rory	4.11	72

2015 FedExCup champion **Jordan Spieth** ranks 3rd all-time for birdie average in the FedExCup Playoffs.

**Bogey+ Average Leaders
in the Playoffs ('07 - '16)**

Player	Avg	RDS
Woods, Tiger	2.04	72
Furyk, Jim	2.29	129
Garcia, Sergio	2.38	99
Johnson, Zach	2.41	124
Stricker, Steve	2.45	109