



MEDIA

NOV. 10-15, 2015 HANDBOOK





ÍNDICE • TABLE OF CONTENTS

Carta de Bienvenida Welcome Letter	3
Grupo OHL OHL Group	4
Aliados corporativos • Corporate Allies	5
Datos del torneo Tournament Facts	6
Conozca la Riviera Maya Know The Riviera Maya	7
Programa del Evento Schedule of Events	8 - 9
El Camaleón Golf Club	10 - 13
Records del Torneo Tournament Records	14-15
Estadísticas Hoyo por Hoyo Hole by Hole Statistics	16
Resultados Finales (por año) Final Results (per year)	17- 40
Resultados Individuales por Jugador Individual Player Results	41 - 104
Score and money leaders for OHL Classic at Mayakoba	
Líderes en puntajes y ganancias del OHL Classic at Mayakoba	105
Beneficiarios del Torneo Tournament Charities	106 - 109
Información de Contacto • Contact Information	110
Organización del Torneo Tournament Management	111
Mapas Maps	112 - 113



BIENVENIDO WELCOME

Me llena de orgullo poder presentar la novena edición del OHL Classic at Mayakoba, que sigue siendo el único evento del PGA TOUR que se celebra en México y que, además, tiene la particularidad de llevarse a cabo en un entorno privilegiado como es Mayakoba.

Este enclave ecoturístico que hemos desarrollado en uno de los parajes más bellos del planeta tierra, nos inspiró para impulsar un torneo referente a nivel mundial. Un torneo que se ha convertido en un encuentro deportivo de primera magnitud y que congrega a nombres míticos, junto a los nuevos valores de talla mundial deseosos de superar los retos emblemáticos del Camaleón Golf Club, obra maestra de Greg Norman.

Un año más, quiero dar la bienvenida a todos aquellos que se han acercado a disfrutar de esta cita internacional única, e invito a quienes lo visitan por primera vez a que tengan la oportunidad de disfrutarlo. La presente convocatoria es una excelente oportunidad para asistir a un encuentro deportivo de máximo nivel en el marco de un resort sostenible y exclusivo, un paraíso de diversidad ecológica, con la atención y las prestaciones que ofrecen tres de las más prestigiosas firmas hoteleras: Banyan Tree, Fairmont y Rosewood, y ya en fase avanzada de construcción del que será el cuarto hotel Andaz del Grupo Hyatt.

Finalmente, no quisiera dejar pasar la ocasión de mostrar mi agradecimiento al Consejo de Promoción Turística de México, al Gobierno del Estado de Quintana Roo, a la Federación de Promoción Turística de la Riviera Maya y a la Oficina de Visitantes y Convenciones de Cancún, que tan valiosos esfuerzos realizan para promocionar este maravilloso lugar y que nos han prestado su inestimable colaboración para hacer posible este nuevo encuentro de OHL Classic at Mayakoba.

Deseo que disfruten del torneo, todo un clásico ya en el programa internacional golfista, y de una experiencia turística diferente e inspiradora, en perfecta armonía con el entorno.

I am proud to present to you the ninth edition of the OHL Classic at Mayakoba, which remains the only PGA TOUR event in Mexico and furthermore carries the distinction of being held in the privileged location of Mayakoba.

This ecotourism enclave, which we have developed in one of the most beautiful places on earth, inspired us to create and stage a tournament of first-class caliber. A tournament that has become a sporting event of worldwide magnitude and annually brings together legendary names and new faces of professional golf, all looking to conquer the challenging El Camaleón Golf Club, so masterfully designed by Greg Norman.

Once again this year, I want to welcome back all those who have come to enjoy this unique international event as well as invite those who will join us for the first time to enjoy it. Our tournament represents an excellent opportunity to attend a sporting event of the highest level in the setting of a sustainable and exclusive resort, a paradise of ecological diversity, with the attention, care and hospitality of some of the most prestigious hotel companies in the world: Banyan Tree, Fairmont and Rosewood. And we are soon to welcome our fourth hotel, Andaz of the Hyatt Group, which is already at an advanced stage of its construction.

Finally, I would like to yet again show my appreciation to the Mexico Tourism Board, the Government of the State of Quintana Roo, the Riviera Maya Tourism Board and the Cancun Office of Visitors and Conventions, who all make such valuable efforts to promote this wonderful place and have provided invaluable assistance to make this edition of the OHL Classic possible.

I hope you enjoy the tournament, a classic on the international golf calendar, as well as a unique, inspiring tourism experience in perfect harmony with the environment.




Juan Miguel Villar-Mir
Presidente President Grupo OHL



OHL Desarrollos (OHLd) nace en 2001 como línea de negocio autónoma dentro de Grupo OHL. Desde entonces, OHLd ha acumulado una significativa experiencia en el desarrollo de proyectos inmobiliarios de uso mixto operados por las más prestigiosas cadenas hoteleras de gran lujo a nivel internacional.

Además de esta línea principal de negocio, OHLd gestiona los diferentes proyectos realizados a nivel internacional y se configura como una unidad de negocio que canaliza recursos corporativos de Grupo OHL hacia oportunidades estratégicas de diversificación. OHLd abarca el un amplio abanico de servicios asociados al ciclo de vida de sus proyectos desde sus fases iniciales de búsqueda e identificación de oportunidades, análisis de viabilidad y conceptualización global y desarrollo del proyecto, diseño y ejecución de la construcción, captación de fondos y estructuración de la financiación, identificación y configuración de alianzas estratégicas hasta la participación en las fases finales del marketing, ventas y operación.

OHL Developments (OHLd) began in 2001 as an autonomous business area inside the OHLGroup. Since then, OHLd has acquired significant experience in real estate project developments of mixed use managed by the most distinguished and luxurious international hotel chains.

Along with this principal area of business, luxury hospitality, OHLd manages the different projects that are realized at an international level and is configured as a business unit that channels corporate resources from the OHL Group towards strategic diversification opportunities. OHL covers a wide range of services related to the life cycle of its projects from the initial phases of searching and identifying opportunities, feasibility analysis, global conceptualization, project development, design and construction execution, the search for construction financing and its structuring, identification and configuration of strategic alliances, up to and including, the final phases of marketing, sales and operation.



GRUPO OHL • OHL GROUP

OHL es un grupo internacional de concesiones y construcción con más de 100 años de experiencia y que opera a través de sus 5 divisiones: OHL Concesiones, OHL Construcción, OHL Industrial, OHL Servicios y OHL Desarrollos. El Grupo, que está presente en más de 30 países de los 5 continentes, es actualmente:

- Promotor estratégico de proyectos de colaboración público-privada.
- Trigésimo primer mayor contratista internacional y octavo en Latinoamérica (ENR 2015).
- Socio de referencia de Abertis, líder mundial en autopistas de peaje.
- Líder mundial en construcción de hospitales y ferrocarriles. Los ejes de su crecimiento son:
 - Internacionalización selectiva y con criterios de prudencia
 - I+D+i como motor de productividad
 - Compromiso con las personas y la RSC

OHL is a large international concession and construction group with more than 100 years of experience. It carries out its activity through 5 divisions: OHL Concesiones, OHL Construcción, OHL Industrial, OHL Servicios and OHL Desarrollos. The Group, which is present in more than 30 countries across 5 continents, is currently:

- Strategic promoter of public-private projects.
- 31st largest international contractor and 8th in Latin America (ENR 2015).
- Leading partner of Abertis, world leader in toll roads.
- World leader in hospital and railway construction. Its major growth drivers are:
 - Internationalization following selective and caution criteria
 - R&D&I to boost productivity
 - Commitment with people and CSR

Quisiéramos agradecer a los aliados del único evento del PGA TOUR en México.
We would like to thank the following allies of Mexico's only PGA TOUR event.



mayakoba™



DATOS DEL TORNEO TOURNAMENT FACTS

El OHL Classic at Mayakoba es un escaparate para mostrar, en un escenario global, lo mejor de México: la competitividad de los profesionales del PGA TOUR y la hospitalidad de Mayakoba. De igual manera, el OHL Classic at Mayakoba, como el resto de los eventos del PGA TOUR, está comprometido con el desarrollo social de sus comunidades y apoya a distintas organizaciones benéficas. El derrame económico del evento impacta positivamente en todo el estado de Quintana Roo y la exposición a nivel internacional para este destino turístico trae grandes beneficios.

This tournament will showcase the best of Mexico: the fierce competitiveness of top PGA TOUR professionals and the first-class hospitality of the Mayakoba Resort on a global stage. Additionally, the OHL Classic at Mayakoba joins the rest of the events on the PGA TOUR with its commitment to supporting a variety of deserving charities. The economic impact of the event resonates throughout the state of Quintana Roo and the overwhelming exposure for this tourism destination brings tremendous benefit.



CLASIFICACIÓN: PGA TOUR FedExCup

FECHA: Noviembre 9-15, 2015

SEDE: Mayakoba Resort en Playa del Carmen, Quintana Roo, México

CAMPO: El Camaleón Golf Club

PARTICIPANTES: 132 jugadores profesionales del PGA TOUR

PUNTOS FEDEXCUP:

Asignación completa, 500 puntos para el campeón

BOLSA: \$ 6.2 millones de dólares

CAMPEÓN DEFENSOR:

Charley Hoffman -17 (66-68-67-66-267)

CAMPEONES ANTERIORES:

Fred Funk (2007), Brian Gay (2008),

Mark Wilson (2009), Cameron Beckman (2010),

Johnson Wagner (2011), John Huh (2012),

Harris English (2013), Charley Hoffman (2014)

PARTICIPANTES ANTERIORES:

Stuart Appleby, Aaron Baddeley, Ángel Cabrera, K.J Choi, Darren Clarke, John Daly, Jason Day, Jason Dufner, David Duval, Oscar Fraustro, Tony Finau, Lucas Glover, Retief Goosen, Bill Haas, Pádraig Harrington, Charles Howell III, Billy Horschel, JB Holmes, Trevor Immelman, Fredrik Jacobson, Lee Janzen, Jerry Kelly, Justin Leonard, Tom Lehman, Davis Love III, Graeme McDowell, Greg Norman, Carlos Ortiz, Álvaro Quiros, Brandt Snedeker, David Toms, Jhonattan Vegas, Camilo Villegas, Bubba Watson, Jimmy Walker, Nick Watney, Boo Weekley y Mike Weir.

CLASSIFICATION: PGA TOUR FedExCup

DATE: November 9-15, 2015

VENUE: Mayakoba Resort in Playa del Carmen, Quintana Roo, Mexico

COURSE: El Camaleón Golf Club

FIELD: 132 PGA TOUR professionals

FEDEXCUP POINTS:

Full allotment, 500 points for first place

PURSE: \$ 6.2 million USD

DEFENDING CHAMPION:

Charley Hoffman -17 (66-68-67-66-267)

PREVIOUS CHAMPIONS:

Fred Funk (2007), Brian Gay (2008),

Mark Wilson (2009), Cameron Beckman (2010),

Johnson Wagner (2011), John Huh (2012),

Harris English (2013), Charley Hoffman (2014)

PREVIOUS PARTICIPANTS INCLUDE:

Stuart Appleby, Aaron Baddeley, Angel Cabrera, K.J Choi, Darren Clarke, John Daly, Jason Day, Jason Dufner, David Duval, Oscar Fraustro, Tony Finau, Lucas Glover, Retief Goosen, Bill Haas, Pádraig Harrington, Charles Howell III, Billy Horschel, JB Holmes, Trevor Immelman, Fredrik Jacobson, Lee Janzen, Jerry Kelly, Justin Leonard, Tom Lehman, Davis Love III, Graeme McDowell, Greg Norman, Carlos Ortiz, Alvaro Quiros, Brandt Snedeker, David Toms, Jhonattan Vegas, Camilo Villegas, Bubba Watson, Jimmy Walker, Nick Watney, Boo Weekley and Mike Weir.



CONOZCA LA RIVIERA MAYA • KNOW THE RIVIERA MAYA

Tómese un momento para revisar esta información que hará aún más agradable su estancia en la región de Cancún y la Riviera Maya. Please take a moment to review this information, which will make your stay in the Cancun and Riviera Maya region of Mexico more enjoyable.

MONEDA • CURRENCY

La moneda oficial de la región es el peso mexicano (MXN). Aunque el tipo de cambio fluctúa diariamente, el cálculo más simple es que un dólar (USD) equivale a \$17.00 pesos mexicanos y un euro a \$18.68. Las casas de cambio abundan, pero no es necesario hacer la conversión ya que los dólares y las tarjetas de crédito (American Express, VISA y MasterCard) son ampliamente aceptadas en el resort y en la ciudad de Playa del Carmen y Cancún. Cuando deje propina, recomendamos que sea entre el 10 y el 20%.

The official currency in the region is the Mexican peso (MXN). Although the exchange rate fluctuates daily, the simple calculation is one U.S. dollar equals \$17.00 Mexican pesos and one Euro equals \$18.68 Mexican pesos. While currency exchange is readily available, it is not necessary. US dollars and credit cards (American Express, VISA and MasterCard) are widely accepted at the resort and in the towns of Playa del Carmen and Cancun. When tipping, a gratuity between 10-20% is customary.

AGUA POTABLE • DRINKING WATER

Tomar agua embotellada es recomendable en todo momento y se encuentra disponible dentro del resort y en el área de la casa club. Utilizar el agua del grifo para lavarse los dientes es seguro, pero le recomendamos evitar beber esta agua. Cuando salga a comer le servirán agua embotellada, y por ley, toda el agua potable y el hielo en México son purificados.

Drinking bottled water is recommended at all times and is readily available within the resort and clubhouse areas. Using tap water to brush your teeth is safe but we suggest that you avoid drinking it. When dining out you will be served bottled water and, per Mexican regulation, the ice and any drinking water has been purified.

CLIMA • CLIMATE

Noviembre es considerado como el inicio de la temporada seca con lluvias ocasionales. Las temperaturas máximas durante el día serán menores a 27 °C y las mínimas mayores a 20 °C.

November is considered the beginning of the dry season with occasional showers. Daytime highs are expected to be in the low 80's and nighttime lows in the high 60's.

ZONA HORARIA • TIME ZONE

Cancún y la Riviera Maya (Playa del Carmen) se encuentran dentro de la Zona Horaria del Sureste. UTC (-5)*
Cancun and the Riviera Maya (Playa del Carmen) regions of Mexico, are in the Southeast Time Zone. UTC (-5)*

IDIOMA • LANGUAGE

El idioma oficial en México es el español. Algunos habitantes del área hablan también maya. En casi todo el destino se habla inglés y algunos otros idiomas extranjeros.

While Spanish is the official language in Mexico, the local people in the area also speak Mayan. English, as well as other languages, are spoken almost everywhere in this tourist destination.

TELÉFONO • TELEPHONE

Para hacer llamadas de larga distancia internacional, necesitará un plan internacional en su teléfono celular.

Cuando llame desde México, necesitará marcar "00" seguido por la clave del país y el número telefónico.

A continuación le damos algunos ejemplos:

In order to place international calls, you will need an international plan on your cellular phone. This plan should also limit your expense when making such calls. When dialing from Mexico you will need to dial "00" followed by the country code and phone number. Below are a few examples of common country codes:

España | Spain: 34
Estados Unidos | U.S.: 1
Inglaterra | England: 44

*El D.F. y gran parte de México se encuentran dentro del Horario Central. UTC (-6) • *Mexico City and great part of Mexico are in Central time. UTC (-6)

PROGRAMA DEL EVENTO SCHEDULE OF EVENTS

OHL
CLASSIC
at mayakoba™

OHL

FedExCup



MARTES • TUESDAY, NOV. 10

Rondas de práctica de los profesionales a lo largo del día.
Professional practice rounds throughout the day

4:30 pm Ceremonia de Inauguración con Autoridades Gubernamentales
Ubicación: Hoyo 1 El Camaleón Golf Club
Opening Ceremony

Location: Hole 1 El Camaleón Golf Club

7:00 pm Fiesta de Inauguración & Sorteo Pro-Am
Ubicación: Rosewood Mayakoba

7:00 pm Grand Opening Party & Pro-Am Draw
Location: Rosewood Mayakoba

Código de Vestir: Resort Casual - Invitación Requerida
Attire: Resort Casual - Invitation Required

MIÉRCOLES • WEDNESDAY, NOV. 11

COMPETENCIA PRO-AM Modalidad: Shamble, Bola Baja Net
PRO-AM COMPETITION Format: Shamble, Best Ball Net

Tee Times: 7:00 am - 8:40 am

Salida de los hoyos 1 y 10 • 1st and 10th tees

Tee Times: 11:50 am - 1:30 pm

Salida de los hoyos 1 y 10 • 1st and 10th tees

8:00 pm Cena de Entrega de Premios
Ubicación: Fairmont Mayakoba

8:00 pm Pro-Am Awards Dinner
Location: Fairmont Mayakoba

Código de Vestir: Resort formal (Saco Deportivo) - Invitación Requerida
Attire: Resort Formal - Invitation Required



JUEVES • THURSDAY, NOV. 12

PRIMERA RONDA DE LA COMPETENCIA PROFESIONAL

Ingreso de Espectadores: 7:00 am

FIRST ROUND OF PROFESSIONAL COMPETITION

Gate Admissions: 7:00 am

Tee Time aprox.: 7:20 am - 9:10 am

Salida de los hoyos 1 y 10 • 1st and 10th tees

Tee Time aprox.: 11:50 am - 1:30 pm

Salida de los hoyos 1 y 10 • 1st and 10th tees

Pueblito After Hours 6:00 - 8:00 pm



VIERNES • FRIDAY, NOV. 13

SEGUNDA RONDA DE LA COMPETENCIA PROFESIONAL

Ingreso de Espectadores: 7:00 am

SECOND ROUND OF PROFESSIONAL COMPETITION

Gate Admissions: 7:00 am

Tee Time aprox. 7:20 am - 9:10 am

Salidas de los hoyos 1 y 10 • 1st and 10th tees

Tee Time aprox. 11:50 am - 1:30 pm

Salida de los hoyos 1 y 10 • 1st and 10th tees

9:00 pm The Green Party presentada por Heineken® (Playa del Carmen, centro)
The Green Party presented by Heineken® (Downtown Playa del Carmen)

Pueblito After Hours 6:00 - 8:00 pm



SÁBADO • SATURDAY, NOV. 14

TERCERA RONDA DE LA COMPETENCIA PROFESIONAL

Ingreso de Espectadores: 8:30 am

THIRD ROUND OF PROFESSIONAL COMPETITION

Gate Admissions: 8:30 am

Tee Times: 9:00 am – 11:00 am

Salidas de los hoyos 1 y 10 • 1st and 10th tees

Inmediatamente al finalizar el juego: BMW Shootout • Ubicación: Hoyo 18

Immediately After Play: BMW Shootout • Location: 18 Hole

Pueblito After Hours 4:00 - 7:00 pm



4:30 Fiesta para Medios • Media party: Fairmont Mayakoba

Ubicación • Location: Fairmont Mayakoba

Código de vestir resort casual • Dress code resort casual



DOMINGO • SUNDAY, NOV. 15

RONDA FINAL DE LA COMPETENCIA PROFESIONAL

Ingreso de Espectadores: 8:30 am

FINAL ROUND OF PROFESSIONAL COMPETITION

Gate Admission: 8:30 am

Tee Times: 9:00 am – 11:00 am

Salida de los hoyos 1 y 10 • 1st and 10th tees

Inmediatamente al finalizar el juego:

Ceremonia de entrega de premios • Ubicación: Hoyo 18

Immediately After Play, Closing Ceremony • Location: 18 Hole

Pueblito After Hours 4:00 - 7:00 pm

* TODOS LOS HORARIOS SUJETOS A CAMBIO *SCHEDULE SUBJECT TO CHANGE



EL CAMALEÓN GOLF

Descripciones por Carlos Ortiz
Descriptions by Carlos Ortiz

El Club de Golf El Camaleón en Mayakoba es obra maestra de Greg Norman. El diseño de sus 7,024 yardas (los profesionales lo jugarán como 6,987 yardas) se extiende sobre tres paisajes: selva tropical, densos manglares y áreas arenosas a la orilla del mar cuyos hoyos se encuentran separados por enormes canales de piedra caliza.

El campo es excepcional, pero no se quedan atrás las demás instalaciones de golf. La hermosa casa club que domina al green 18, y tanto el área de entrenamiento como el driving range son de primera categoría. Más increíble aún es el singular sistema de canales del resort; los jugadores podrán salir de su habitación para subirse a un bote que los llevará directamente a la primer mesa de salida.

El Camaleón Golf Club at the Mayakoba Resort is Greg Norman's masterwork. The 7,024-yard layout (the pros will play it at 6,987 yards) bends through three distinct landscapes: tropical jungle, dense mangroves and oceanfront stretches of sand with holes split by massive limestone canals.

While the course is a standout, the surrounding golf amenities are equally stunning. The handsome, Mayan influenced clubhouse rises above the 18th green, and the adjoining practice facility and driving range are five star. Even more amazingly, with the resort's unique canal system, golfers will be able to step out of their rooms and into a boat, which will ferry them to the first tee.

HOYO 1 HOLE PAR 4, 438 YARDS

Puede ser bastante complicado cuando juegas con viento en contra porque tienes problemas de los dos lados pero puede ser al mismo tiempo un hoyo fácil cuando no hay viento porque puedes pegar un sand wedge al green.

This hole can be very tricky if the wind is blowing into you. You have trouble on both sides so the tee shot is important. At the same time, if there is no wind, it can be an easy hole because you can then hit a sand wedge to the green.

HOYO 2 HOLE PAR 4, 428 YARDS

Para mí el hoyo 2 es uno de los más difíciles del campo porque al igual que muchos de los hoyos de El Camaleón tienes problemas de los dos lados y cuando el viento sopla, el segundo tiro te queda bastante largo y vuelves a tener problemas de dos lugares y el agua entra bastante en juego de lado izquierdo.

To me, hole No. 2 is one of the hardest holes on the course because just like every other hole at El Camaleón you have trouble on both sides. When the wind is blowing, the second shot can be very long and you are once again faced with hazards on both side. The water on the left side can be a problem, too.

HOYO 3 HOLE PAR 4, 389 YARDS

Es un muy buen par 4; un hoyo que si pegas un buen tee de salida te queda un sand wedge adentro de 100 yardas así que es un hoyo que puedes hacer un birdie pegando una buena salida. Además alcanzas a ver parte del Mar Caribe y realmente disfrutas la belleza de Mayakoba en este hoyo con mar, manglar y selva.

A very good par 4. This is a hole that if you hit a good tee shot then you will have a sand wedge inside 100 yards. It is a hole where you can make a birdie if you have a good tee shot. Also, you can see a little bit of the Caribbean Sea and you really get to enjoy the beauty of Mayakoba, with the sea, mangroves and jungle.

EL CAMALEÓN GOLF CLUB

HOYO 4 HOLE PAR 3, 116 YARDS

Uno de los hoyos más emblemáticos del campo porque tiras con la vista al mar y por más que es un hoyo corto, normalmente te toca la brisa de frente, muchas veces es complicado medir la distancia aunque estas pegando máximo un pitching wedge.

A unique par 3 because of the lack of length. Only a nine-iron or wedge to a green that is very shallow and you are hitting the beach. A tricky hole because you are trying to keep the ball down and out of the wind with a lofted club.

HOYO 5 HOLE PAR 5, 554 YARDS

Es muy interesante ya que tienes una salida complicada con agua en todo el lado izquierdo que es muy difícil pasarla y manglar de lado derecho. Te exige pegarle a un buen driver, pero pegando a un buen driver puedes ser agresivo y tirar de dos al green tratando de mantenerla por el lado derecho para no meterla en el agua del lado izquierdo. Si puedes llegar de dos, tienes oportunidad de hacer águila.

A very interesting hole because you have a complicated tee shot with water running down all of the left side. So, you have to have a precise tee shot with water on the left and mangroves on the right. It requires you to hit a good driver. If you hit a good drive, you can be aggressive and go for the green in two. But you have to keep your second shot to the right to have a chance to reach the green and an opportunity for eagle.

HOYO 6 HOLE PAR 4, 416 YARDS

Un hoyo fácil, pegas un 3 de madera para quedar corto del agua y que haya un poco más de espacio de lado derecho para no llegar a los árboles y de ahí tienes un pitching, un sand wedge máximo y puede ser un hoyo de birdie. Atácalo.

For the pros, this is a relatively easy hole. You can hit a 3-wood, land it short of the water and there is plenty of space on the right side where you can avoid the trees. From there, you can hit a pitching-wedge or even a sand-wedge. This is a birdie hole. Attack it.

HOYO 7 HOLE PAR 5, 554 YARDS

Yo creo que es el hoyo que la gente más reconoce ya que es un par 5 que pegas con la vista hacia un cenote que está a la mitad del fairway. Es un hoyo que puede ser bastante difícil cuando juegas contra el viento, ya que no puedes fallarle ni de lado derecho ni del lado izquierdo y es un par 5 bastante largo, entonces no se puede llegar de dos; pero al mismo tiempo puedes hacer dos buenos tiros y tener un tercero fácil para lograr un birdie.

I think this is the par 5 hole that people recognize most because from the tee you have a view of a cenote in the middle of the fairway. It is a hole that could be very difficult when you play against the wind because you can't miss on the right side or the left side. It's a very long par-5 and hard to get it on the green in two shots. At the same time, you can make two good shots and have an easy third shot to make a birdie.

HOYO 8 HOLE PAR 3, 151 YARDS

Un par 3 cortito que uno no puede ser muy agresivo cuando las banderas están en la parte de atrás ya que se pone bastante angosto y el cenote de lado derecho entra en juego. Los cuatro par 3 en El Camaleón son excelentes.

A very short par 3 where you can't be too aggressive when the flagstick is on the back because it gets too narrow and the cenote on the right side comes into play. The four par-3 holes at El Camaleón are excellent.

EL CAMALEÓN GOLF CLUB

HOYO 9 HOLE PAR 4, 462 YARDS

Un hoyo que parece más angosto de lo que es, pero tienes todo el espacio de lado izquierdo. El green es bastante complicado así que uno trata de jugarla al centro del green o al frente del green para hacer dos putts y con par te vas contento.

This is a hole that, from the tee, looks narrower than it really is. You have a lot of space on the left side. The green is very complicated so you try to play in to the middle of the green or in the front of the green to make two putts and leave happy with a par.

HOYO 10 HOLE PAR 3, 200 YARDS

Arrancas los segundos nueve hoyos con un tiro muy intimidante. Par 3 bastante complicado ya que tienes agua de todo el lado derecho, es un hoyo que puedes jugar de distancias muy diferentes ya que es bastante largo, uno trata siempre de jugarla en medio del green cuando la bandera está en la parte de atrás porque la bola bota y no se para.

You start the back nine with an intimidating shot. A very complicated par 3 because you have water on all the right side. It is a hole that you can play from different distances because it's pretty long. I try to always play it to the middle of the green when the flag is on the back because the ball falls to the right and doesn't stop.

HOYO 11 HOLE PAR 4, 360 YARDS

En el torneo siempre te gustaría hacer birdie aquí ya que es un hoyo bastante corto. Sales con un fierro o un híbrido y tienes un sand wedge al green, es un hoyo que hay que aprovechar. Otra vez, atacamos en búsqueda del birdie.

In the tournament, I always look to make a birdie here because it is a very short hole. You can tee off with an iron or a hybrid and you have a sand-wedge to the green. You have to take advantage of that hole. Once again, we attack looking for that birdie.

HOYO 12 HOLE PAR 5, 451 YARDS

Para mí el hoyo 12 es el más difícil del campo ya que tienes problemas de los dos lados, es un drive muy angosto y luego el green es donde también se complica al ser como un volcán. Si la fallas de lado derecho, se cae y entras a una bajada. En general es un green muy difícil.

To me this is another difficult hole because there is trouble on both sides. It is a very narrow shot off the tee with a driver. Then the green is complicated because it's like a volcano. If you miss on the right side the ball falls and it's a long downfall. Overall it is a very difficult hole.

HOYO 13 HOLE PAR 5, 532 YARDS

Este es el par 5 más fácil del campo y hay que aprovecharlo. Es una salida bastante amplia, en el segundo tiro es donde uno tiene que poner un poquito de atención ya que muchas veces uno la falla poquito a la derecha y cuando la fallas a la derecha no hay nada de espacio. Tienes todo el espacio por el lado izquierdo, así que siempre hay que entrarle a ese green por el lado izquierdo.

This is the easiest par 5 on the course so you have to take advantage of it. You have a very wide tee shot to get the ball in play. The second shot is where you have to pay attention because you can miss a little to the right and when you miss to the right there is no space. You have all the space on the left side, so you want to always get on the green coming from the left side.

HOYO 14 HOLE PAR 4, 452 YARDS

Otra vez tienes problemas de los dos lados, aunque es bastante amplio cuando juega contra el viento. Puede complicarse ya que puedes pegar driver y fierro 5 al green, entonces hay que tratar de pegar un muy buen segundo tiro para ese green.

Once again you have trouble on both sides, even though the fairway is very wide when you play with the wind blowing against you. It could get complicated if you do not hit a good driver. I usually hit a 5-iron to the green. You do have to hit a very good second shot.



15

PAR 3, 155 YARDS

Para mí este es el hoyo más bonito del campo ya que puedes ver todo el Caribe Mexicano por el lado derecho. Te puede jugar bastante difícil ya que la brisa del mar pega de lado derecha hacia la izquierda todo el tiempo, así que uno le tiene que pegar hacia el mar para que regrese al green.

To me this is the most beautiful hole because you can see the Mexican Caribbean on the right side. It could be very difficult because the sea breeze comes from right to left all the time. So, you have to hit it towards the ocean so it comes back to the green.

HOYO 16 HOLE

PAR 4, 485 YARDS

Normalmente se juega como par 5 pero para nosotros en el torneo juega como par 4. Una pata de perro a la derecha que si pegas el driver te puedes cruzar entonces muchas veces salimos con madera 3. Aunque tiras un fierro un poquito más largo siempre es mejor estar en juego que en los manglares. Es un hoyo que el segundo tiro juega bastante difícil ya que puede variar dos a tres palos dependiendo de donde está la bandera.

Normally, it's played as a par 5 but for us during the tournament it becomes a par 4. It is a dog-leg to the right. I normally tee off with a 3-wood even if it means hitting a longer iron shot into the green. It is always better to be in play than in the mangroves that surround the landing area. It is a hole where the second shot is always difficult and it could vary two to three clubs depending on where the flag is located.

HOYO 17 HOLE

PAR 4, 386 YARDS

Puede ser engañoso ya que es bastante corto pero puede jugar muy complicado. Con la salida tienes que volar agua por el lado izquierdo y de lado derecho tienes manglares. Por más que puedas pegar una buena salida todavía tienes el segundo tiro con ese green tan difícil que tiene como un elefante enterrado.

This hole can be tricky because it's short but it can be very complicated. With the tee shot you have to fly over the water on the left side and on the right side you have mangroves. Even if you hit a good tee shot you still have the second shot with a tough green that looks like it has an elephant buried underneath it.

HOYO 18 HOLE

PAR 4, 452 YARDS

Un buen par 4 para terminar. No es nada fácil ya que la trampa de lado izquierdo entra en juego entonces el fairway es mucho más angosto. Si llegas a la trampa es muy difícil llegar al green de ahí, y tampoco la puedes fallar al lado derecho porque hay árboles. Una vez que pegas la salida, el hoyo es un poquito más generoso y puedes ser agresivo en el segundo tiro. Es muy importante no fallarla larga cuando la bandera está atrás porque puede ser un chip bastante difícil de regreso. Se aprecia la vista de la casa club durante todo el hoyo y al final de un gran recorrido.

This is a really good par 4 to close the round. It's not an easy one because you have the bunker on the left that comes into play and the fairway is very narrow. If you hit it into the sand trap, it's very hard to get it to the green from there and you can't also miss on the right side because there are trees. Once you hit your tee shot, the hole gets more generous and you can be aggressive on the second shot if you are in the fairway. It is very important not to hit it over the green when the flag is on the back because it could be a very difficult chip back. You can enjoy the view of the clubhouse from the entire hole as you come to the close of a great round.

In 2010 par was changed from 70 to 71 with Hole #5 changed to par-5)

SCORING

Low 9-Hole Score:

Front: 28 (7-under),
29 (6-under),

Bo Van Pelt, 1st round (09)
Brent Geiberger, 2nd round (07)
Kevin Na, 2nd round (09)
Danny Lee, 4th round (14)

Back: 29 (6-under),
28 (7-under),

Brian Gay, 3rd round (08)
Chris Stroud, 2nd round (11)

Low 18-Hole Score:

61 (9-under),
62 (8-under),

Roland Thatcher, (31-30), 3rd round (08)
Fred Funk (30-32), 1st round (07)
Brent Geiberger (29-33), 2nd round (07)
Brian Gay (33-29), 3rd round (08)
Kevin Na (29-33), 2nd round (09)
Harris English (31-31), 2nd round (13)

62 (9-under),

Low First 36 Holes:

130 (12-under),

Michael Putnam, 2014 (66-64)
Harris English, 2013 (68-62)
Robert Karlsson, 2013 (63-67)
Kevin Stadler, 2013 (67-63)
Mark Wilson, 2009 (66-64)
Kevin Na, 2009 (68-62)

130 (10-under),

Low Final 36 Holes:

131 (9-under),
132 (10-under),

Brian Gay, 2008 (62-69)
Johnson Wagner, 2011 (65-67)
Spencer Levin, 2011 (67-65)
Brian Stuard, 2013 (65-67)
Justin Leonard, 2013 (65-67)

Low 54-Hole Score:

195 (15-under),

Fred Funk, 2007 (62-69-64)
Brian Gay, 2008 (66-67-62)

Low 72-Hole Score:

263 (21-under),
264 (16-under),

Harris English, 2013 (68-62-68-65)
Brian Gay, 2008 (66-67-62-69)

Low First-Round Score:

62 (8-under),
63 (8-under),

Fred Funk, 2007
Robert Karlsson, 2013

Low Second-Round Score:

62 (9-under),
62 (8-under),

63 (8-under)

Harris English, 2013
Brent Geiberger, 2007
Kevin Na, 2009
Chris Stroud, 2011
Ken Duke, 2014

Low Third-Round Score:

61 (9-under)

Roland Thatcher, 2008

Low Final-Round Score:

63 (8-under)
64 (6-under)
65 (6-under)

John Huh, 2012
Nick Flannagan, 2008
Spencer Levin, 2011
Harris English, 2013

Low Final-Round Score:

65 (6-under) **Will MacKenzie**, 2013
Peter Malnati, 2013
Tony Finau, 2014
Scott Piercy, 2014
Ricky Barnes, 2014

BIRDIES

Most Consecutive Birdies:

8, **Chris Stroud**, (2), 2011, Holes 9-16
7, **Danny Lee**, (4) 2014, holes (3-9)
6, **Cameron Beckman**, (1), 2007, Holes 5-11
5, **Robert Allenby**, (4), 2012, Holes 2-6

Most One Round:

10, **Peter Malnati**, (4), 2013
9, **Bob Tway** (2), 2007
Brent Geiberger, (2), 2007
Roland Thatcher (3), 2008
Chris Stroud (2), 2011

Most Tournament:

27, **Harris English**, 2013
23, **Brian Gay**, 2008
Spencer Levin, 2011
22, **Boo Weekley**, 2007
Danny Lee, 2014
Alex Cejka, 2014

Most by Champion:

27, **Harris English**, 2013
23, **Brian Gay**, 2008
21, **Charley Hoffman**, 2014
20, **Fred Funk**, 2007
Mark Wilson, 2009

EAGLES

Most One Round:

2, **Mark Hensby** (1), 2011
Scott McCarron (3), 2011
Brett Wetterich (4), 2011
John Peterson (4), 2012
Tim Clark (3), 2013
Blayne Barber (4), 2014

Most by Champion:

1, **Johnson Wagner**, 2011 Hole #8 (3rd round)
John Huh, 2012 Hole #5 (4th round)
Charley Hoffman, 2014 Hole #13 (3rd round)

Albatross (Double-Eagle)

Vaughn Taylor, 2012 Hole #7, 5-Wood

HOLE-IN-ONE

Charles Howell III, 2010, 1st round, 7th hole, 116-yards, wedge
George McNeil, 2011, 1st round, 2nd hole, 131-yards, pw
John Huh, 2014, 1st round, 15th hole, 159-yards, 8 iron

CHAMPIONS

Lowest Finish by Winner:

63 (8-under), **John Huh**, 2012 (par 71)
 65 (6-under), **Harris English**, 2013 (par 71)
 66 (5-under), **Charley Hoffman**, 2014 (par 71)
 68 (2-under), **Mark Wilson**, 2009 (par 70)
 69 (1-under), **Brian Gay**, 2008 (par 70)
 67 (4-under), **Cameron Beckman**, 2010 (par 71)
Johnson Wagner, 2011

Highest Finish by Winner:

71 (1-over), **Fred Funk**, 2007

Low Start by Winner:

62 (8-under), **Fred Funk**, 2007

High Start by Winner:

69 (1-under), **Johnson Wagner**, 2011
 66 (4-under), **Brian Gay**, 2008
Mark Wilson, 2009

Most Rounds in 60s:

4, **Brian Gay**, 2008
Mark Wilson, 2009
Cameron Beckman, 2010
Johnson Wagner, 2011
Harris English, 2013
Charley Hoffman, 2014

Most Rounds under Par:

4, **Brian Gay**, 2008
Mark Wilson, 2009
Cameron Beckman, 2010
Johnson Wagner, 2011
Harris English, 2013
Charley Hoffman, 2014

Best Come-from-Behind Victory

7 strokes, **John Huh**, 2012

By Age:

Fred Funk, 50 years, 8 months, 12 days
 *Note: Fifth oldest player to win in TOUR history.
Brian Gay, 36 years, 2 months, 11 days
Mark Wilson, 34 years, 4 months
Cameron Beckman 40 years, 6 days
Johnson Wagner 30 years, 11 months, 4 days
John Huh, 21 years, 8 months, 1 day
Harris English, 24 years, 3 months, 24 days
Charley Hoffman, 37 years, 10 months, 20 days

LEADS

Largest 18-Hole Lead:

2 strokes, **Fred Funk**, 2007
Bo Van Pelt, 2009
Robert Karlsson, 2013

Largest 36-Hole Lead:

3 strokes, **Chris Stroud**, 2011

Largest 54-Hole Lead:

5 strokes, **Brian Gay**, 2008

Most tied for lead:

6 players in first round, 2014

PLAYOFFS

2007

Fred Funk def. José Coceres with birdie-2 on second extra hole (10th hole)

2011

Johnson Wagner def. Spencer Levin with par-4 on first extra hole (18th hole)

2012*

John Huh def. Robert Allenby with birdie-2 on eight extra hole (10th hole)

*Note: The 2012 playoff ties for the second-longest in TOUR history

36-HOLE CUTS: (Par changed from 70 to 71 in 2010)

2007

79 players at 1-over-par from a starting field of 143

2008

75 players at 4-over-par from a starting field of 132

2009

78 players at 1-over-par from a starting field of 132

2010

76 players at 1-under-par 141 from a starting field of 132

2011

75 players at even-par 142 from a starting field of 132

2012

77 players at 3-over-par 145 from a starting field of 132

2013

78 players at 1-under-par 141 from a starting field of 132

2014

76 players at 3-under-par 139 from a starting field of 131 pros & 1 amateur

2014

Hoyo	Par	Average	Doble Águila	Águila	Birdies	Pares	Bogeys	Doble Bogey	Triple Bogey
Hole	Par	Average	Double Eagles	Eagles	Birdies	Pars	Bogeys	Double Bogey	Triple Bogey
1	4	4.005	0	0	63	294	49	8	0
2	4	4.145	0	0	44	281	76	12	1
3	4	3.870	0	1	116	239	52	6	0
4	3	2.766	0	0	126	260	27	1	0
5	5	4.703	0	8	180	164	52	9	1
6	4	3.836	0	0	103	279	29	3	0
7	5	4.710	0	0	152	237	19	5	1
8	3	2.911	0	0	70	316	24	3	1
9	4	4.089	0	0	45	293	71	4	1
10	3	3.075	0	0	43	305	58	8	0
11	4	3.756	0	1	130	256	23	4	0
12	4	4.184	0	0	49	266	80	14	5
13	5	4.432	0	17	238	126	29	4	0
14	4	4.213	0	0	34	276	86	18	0
15	3	2.966	0	1	63	304	42	3	1
16	4	4.220	0	0	25	292	80	15	2
17	4	3.959	0	0	76	284	50	3	1
18	4	4.116	0	1	46	278	83	5	1
TOTALS: 71		69.954	0	29	1603	4750	930	125	15

RESULTADOS FINALES 2007 FINAL RESULTS

Jugador	Ranking	R1	R2	R3	R4	Total	Ganancias USD
Player	Rank	R1	R2	R3	R4	Total	Earnings USD
Fred Funk	1	62	69	64	71	266	\$ 630,000.00
José Coceres	2	67	65	65	69	266	\$ 378,000.00
Peter Lonard	3	65	68	67	67	267	\$ 238,000.00
Ryan Armour	4	68	65	69	66	268	\$ 168,000.00
Bill Haas	5	66	66	70	67	269	\$ 140,000.00
Boo Weekley	6	64	67	70	69	270	\$ 126,000.00
Cameron Beckman	7	64	67	69	71	271	\$ 117,250.00
Steve Marino	8	68	68	69	67	272	\$ 108,500.00
Skip Kendall	T9	69	69	63	72	273	\$ 91,000.00
Larry Mize	T9	71	66	71	65	273	\$91,000.00
Gavin Coles	T9	69	66	70	68	273	\$91,000.00
Brendan De Jonge	T9	69	71	68	65	273	\$91,000.00
Mark Brooks	T13	69	65	68	72	274	\$63,700.00
Jeff Sluman	T13	67	70	69	68	274	\$63,700.00
Pat Perez	T13	71	69	65	69	274	\$63,700.00
Alejandro Cañizares	T13	68	68	69	69	274	\$63,700.00
Kevin Stadler	T13	66	69	71	68	274	\$63,700.00
Steve Elkington	T18	69	71	69	66	275	\$41,125.00
Bob Tway	T18	71	63	69	72	275	\$41,125.00
Paul Stankowski	T18	70	68	68	69	275	\$41,125.00
Chris Riley	T18	69	66	71	69	275	\$41,125.00
Paul Gow	T18	68	68	72	67	275	\$41,125.00
Joe Ogilvie	T18	72	66	68	69	275	\$41,125.00
Matt Kuchar	T18	71	68	70	66	275	\$41,125.00
Parker McLachlin	T18	69	68	69	69	275	\$41,125.00
John Cook	T26	68	66	73	69	276	\$ 25,900.00
Craig Kanada	T26	67	68	71	70	276	\$ 25,900.00
Jerry Kelly	T26	68	69	71	68	276	\$ 25,900.00
Doug LaBelle II	T26	70	67	67	72	276	\$ 25,900.00
Fabrizio Zanotti	T26	71	63	70	72	276	\$ 25,900.00
Jim Rutledge	T31	69	71	67	70	277	\$ 21,218.75
Brian Bateman	T31	71	67	67	72	277	\$ 21,218.75
Tim Herron	T31	70	68	69	70	277	\$ 21,218.75

RESULTADOS FINALES 2007 FINAL RESULTS

Jugador	Ranking	R1	R2	R3	R4	Total	Ganancias USD
Player	Rank	R1	R2	R3	R4	Total	Earnings USD
Ryuji Imada	T31	70	66	72	69	277	\$ 21,218.75
Tommy Armour III	T35	69	66	73	70	278	\$ 16,887.50
Brent Geiberger	T35	73	62	70	73	278	\$ 16,887.50
Jesper Parnevik	T35	69	67	73	69	278	\$ 16,887.50
Daisuke Maruyama	T35	71	67	70	70	278	\$ 16,887.50
Jarrold Lyle	T35	72	65	71	70	278	\$ 16,887.50
Michael Putnam	T35	66	68	72	72	278	\$ 16,887.50
Mark Calcavecchia	T41	70	69	74	66	279	\$ 12,250.00
Esteban Toledo	T41	66	70	72	71	279	\$ 12,250.00
Danny Ellis	T41	72	67	74	66	279	\$ 12,250.00
Brian Gay	T41	65	67	70	77	279	\$ 12,250.00
Darron Stiles	T41	70	67	66	76	279	\$ 12,250.00
Nathan Green	T41	72	65	70	72	279	\$ 12,250.00
Scott Gutschewski	T41	66	69	72	72	279	\$ 12,250.00
Dudley Hart	T48	68	69	72	71	280	\$ 8,700.00
Tripp Isenhour	T48	68	70	70	72	280	\$ 8,700.00
Anders Hansen	T48	69	71	68	72	280	\$ 8,700.00
Ted Purdy	T48	67	71	71	71	280	\$ 8,700.00
Bubba Dickerson	T48	68	67	70	75	280	\$ 8,700.00
Brandt Snedeker	T48	72	68	69	71	280	\$ 8,700.00
John Merrick	T48	64	69	73	74	280	\$ 8,700.00
Scott Gump	T55	71	69	69	72	281	\$ 7,805.00
Dicky Pride	T55	69	71	68	73	281	\$ 7,805.00
Steve Allan	T55	72	67	72	70	281	\$ 7,805.00
Jason Schultz	T55	69	70	69	73	281	\$ 7,805.00
Vaughn Taylor	T55	65	71	73	72	281	\$ 7,805.00
Michael Boyd	T55	67	72	69	73	281	\$ 7,805.00
B.J. Staten	T55	70	68	72	71	281	\$ 7,805.00
Steve Wheatcroft	T55	68	68	71	74	281	\$ 7,805.00
Briny Baird	T63	70	67	71	74	282	\$ 7,455.00
Graeme McDowell	T63	67	70	72	73	282	\$ 7,455.00
Pablo Martin	T63	70	69	70	73	282	\$ 7,455.00
Robert Gamez	T66	69	69	70	75	283	\$ 7,245.00

RESULTADOS FINALES 2007 FINAL RESULTS

Jugador	Ranking	R1	R2	R3	R4	Total	Ganancias USD
Player	Rank	R1	R2	R3	R4	Total	Earnings USD
Bob Heintz	T66	70	67	73	73	283	\$ 7,245.00
Mark Wilson	T66	74	66	69	74	283	\$ 7,245.00
D.J. Brigman	T66	67	69	71	76	283	\$ 7,245.00
Glen Day	T70	67	69	77	71	284	\$ 7,035.00
Vance Veazey	T70	71	69	70	74	284	\$ 7,035.00
John Huston	T72	67	69	71	78	285	\$ 6,860.00
Neal Lancaster	T72	69	68	74	74	285	\$ 6,860.00
George McNeill	T72	64	70	75	76	285	\$ 6,860.00
Chris Tidland	75	72	67	72	75	286	\$ 6,720.00
Steve Jones	76	68	68	72	79	287	\$ 6,650.00
Grant Waite	77	71	69	72	76	288	\$ 6,580.00
Michael Allen	78	71	69	73	76	289	\$ 6,510.00

CORTE • CUT

Tom Byrum, Gary Hallberg, Willie Wood, Wes Short Jr., Greg Owen, Wei-Tze Yeh, Scott Piercy, Richard S. Johnson, J.B. Holmes, Jeff Overton, Guy Boros, Ron Philo Jr., Alex Cejka, Arjun Atwal, Harrison Frazar, Jaco Van Zyl, Ronnie Black, Lee Janzen, Bob Burns, John Morse, Michael Clark II, Charlie Wi, Craig Lile, Tag Ridings, Rich Barcelo, Matt Hendrix, Chris Stroud, Michael Bradley, Jerry Smith, Omar Uresti, Tom Johnson, Carlos Franco, Kyle Reifers, Chris Smith, Craig Bowden, Mike Heinen, Angel Franco, Thomas Levet, Robert Damron, Paul Sheehan, Bryce Molder, Stuart Deane, Andrew Buckle, Blaine McCallister, Dennis Paulson, Tim O'Neal, Efren Serna Espinoza, Nolan Henke, Brian Henninger, Tom Kalinowski, Daniel DeLeon, Jay Delsing, Joel Edwards, Len Mattiace, David Gossett, Keith Clearwater, Jeff Brehaut, Mike Hulbert, Mike Standly, Marco Dawson, Alejandro Quiroz.

SE RETIRÓ • WITHDRAWN:

Shigeki Maruyama, Garrett Willis, Kelly Gibson, Lon Hinkle, José Manuel Lara.

RESULTADOS FINALES 2008 FINAL RESULTS

Jugador	Ranking	R1	R2	R3	R4	Total	Ganancias USD
Player	Rank	R1	R2	R3	R4	Total	Earnings USD
Brian Gay	1	66	67	62	69	264	\$ 630,000.00
Steve Marino	2	67	69	64	66	266	\$ 378,000.00
John Merrick	T3	64	68	69	67	268	\$ 203,000.00
Matt Kuchar	T3	68	69	64	67	268	\$ 203,000.00
Cliff Kresge	5	68	71	64	66	269	\$ 140,000.00
Patrick Sheehan	6	71	67	67	65	270	\$ 126,000.00
Tim Petrovic	T7	67	71	67	66	271	\$ 112,875.00
Peter Lonard	T7	68	71	64	68	271	\$ 112,875.00
Nick Flanagan	T9	75	66	68	64	273	\$ 98,000.00
Roland Thatcher	T9	71	73	61	68	273	\$ 98,000.00
Esteban Toledo	11	70	69	63	72	274	\$ 87,500.00
Briny Baird	T12	68	73	68	66	275	\$ 64,500.00
Corey Pavin	T12	72	68	67	68	275	\$ 64,500.00
Paul Stankowski	T12	71	72	64	68	275	\$ 64,500.00
Bob May	T12	69	71	67	68	275	\$ 64,500.00
Joe Durant	T12	71	69	66	69	275	\$ 64,500.00
Chris Stroud	T12	68	71	66	70	275	\$ 64,500.00
Joe Ogilvie	T12	70	71	64	70	275	\$ 64,500.00
Kenneth Ferrie	T19	65	72	72	67	276	\$ 45,500.00
Alex Cejka	T19	70	73	68	65	276	\$ 45,500.00
Greg Kraft	T19	67	72	67	70	276	\$ 45,500.00
Matt Jones	T22	67	72	70	68	277	\$ 32,491.67
Chris Riley	T22	72	68	69	68	277	\$ 32,491.67
Larry Mize	T22	65	74	69	69	277	\$ 32,491.67
Robert Damron	T22	65	75	67	70	277	\$ 32,491.67
Michael Sim	T22	69	69	68	71	277	\$ 32,491.66
Tim Herron	T22	70	70	64	73	277	\$ 32,491.66
Alvaro Quiros	T28	68	73	68	69	278	\$ 22,290.63
Steve Allan	T28	71	72	69	66	278	\$ 22,290.63
Joey Sindelar	T28	70	74	64	70	278	\$ 22,290.63
Neal Lancaster	T28	70	70	68	70	278	\$ 22,290.63
David Lutterus	T28	65	69	73	71	278	\$ 22,290.62
Tim Wilkinson	T28	67	76	70	65	278	\$ 22,290.62

RESULTADOS FINALES 2008 FINAL RESULTS

Jugador	Ranking	R1	R2	R3	R4	Total	Ganancias USD
Player	Rank	R1	R2	R3	R4	Total	Earnings USD
Kevin Streelman	T28	69	70	67	72	278	\$ 22,290.62
Craig Kanada	T28	67	73	66	72	278	\$ 22,290.62
Brad Adamonis	T36	68	71	72	68	279	\$ 16,129.17
Colt Knost	T36	70	70	69	70	279	\$ 16,129.17
Dean Wilson	T36	67	75	67	70	279	\$ 16,129.17
Jim McGovern	T36	72	72	68	67	279	\$ 16,129.17
Ron Whittaker	T36	68	73	67	71	279	\$ 16,129.16
Scott Sterling	T36	70	69	68	72	279	\$ 16,129.16
Parker McLachlin	T42	67	74	69	70	280	\$ 11,900.00
Marco Dawson	T42	72	71	69	68	280	\$ 11,900.00
Shigeki Maruyama	T42	69	68	71	72	280	\$ 11,900.00
Cameron Beckman	T42	67	71	75	67	280	\$ 11,900.00
Nick Price	T42	70	68	68	74	280	\$ 11,900.00
Michael Letzig	T42	71	73	71	65	280	\$ 11,900.00
Richard S. Johnson	T48	70	70	70	71	281	\$ 8,796.67
Justin Bolli	T48	68	74	70	69	281	\$ 8,796.67
Jay Williamson	T48	69	74	70	68	281	\$ 8,796.67
Doug LaBelle II	T48	70	71	73	67	281	\$ 8,796.67
Kevin Stadler	T48	67	73	74	67	281	\$ 8,796.66
Alejandro Cañizares	T48	71	73	70	67	281	\$ 8,796.66
Tommy Gainey	T54	66	74	73	69	282	\$ 8,085.00
Glen Day	T54	70	73	70	69	282	\$ 8,085.00
Mark Brooks	T56	71	71	70	71	283	\$ 7,875.00
Jin Park	T56	69	75	68	71	283	\$ 7,875.00
Gavin Coles	T56	70	73	70	70	283	\$ 7,875.00
Len Mattiace	T56	70	74	70	69	283	\$ 7,875.00
John Daly	T60	66	73	71	74	284	\$ 7,630.00
Chez Reavie	T60	70	73	68	73	284	\$ 7,630.00
Scott Piercy	T60	72	71	71	70	284	\$ 7,630.00
Fred Funk	T63	73	71	66	75	285	\$ 7,420.00
Jesper Parnevik	T63	72	71	70	72	285	\$ 7,420.00
Brad Elder	T63	69	71	75	70	285	\$ 7,420.00
Jon Mills	T66	73	71	70	72	286	\$ 7,210.00

RESULTADOS FINALES 2008 FINAL RESULTS

Jugador	Ranking	R1	R2	R3	R4	Total	Ganancias USD
Player	Rank	R1	R2	R3	R4	Total	Earnings USD
John Morse	T66	71	72	72	71	286	\$ 7,210.00
Harrison Frazar	T66	71	72	73	70	286	\$ 7,210.00
José Coceres	T69	67	74	72	74	287	\$ 7,035.00
Jimmy Walker	T69	72	69	73	73	287	\$ 7,035.00
Jason Dufner	T71	70	73	69	77	289	\$ 6,895.00
Marc Turnesa	T71	72	72	70	75	289	\$ 6,895.00
Brett Rumford	73	71	73	77	71	292	\$ 6,790.00
Martin Laird	74	68	73	74	80	295	\$ 6,720.00
Bob Burns	75	74	70	74	81	299	\$ 6,650.00

CORTE • CUT

Tom Byrum, Paul Claxton, Carlos Franco, Bob Heintz, Andrew Magee, Phil Tataurangi, Nicholas Thompson, Omar Uresti, Garrett Willis, Olin Browne, Jay Delsing, Todd Demsey, John Huston, Jonathan Kaye Skip Kendall, Brian Kontak, Travis Perkins, Warren Pineo, Tom Scherrer, Guy Boros, Chad Collins, Jeff Gave, Daisuke Maruyam, Brenden Pappas, John Riegger, Chip Sullivan, Kyle Thompson, Y.E. Yang, Andrew Buckle, Dan Forsman, Robert Gamez, Mike Heinen, Lee Janzen, J.T. Kohut, Robert Floyd, Cody Freeman, Greg Norman, Ryan Palmer, Bob Sowards, Bob Tway, Kris Cox, Brent Geiberger, Santiago Luna, Pablo Martin, Shaun Micheel, Ted Purdy, José de Jesús Rodriguez, Chris Smith, David Oh, Dicky Pride, Kent Jones, Dave Rummells, Bubba Watson, Jim Gallagher Jr., Jason Allred, James Driscoll.

DESCALIFICADO • DISQUALIFIED:

Gonzalo Fernandez-Casta

RESULTADOS FINALES 2009 FINAL RESULTS

Jugador	Ranking	R1	R2	R3	R4	Total	Ganancias USD
Player	Rank	R1	R2	R3	R4	Total	Earnings USD
Mark Wilson	1	66	64	69	68	267	\$ 648,000.00
J.J. Henry	2	66	66	69	68	269	\$ 388,800.00
Heath Slocum	T3	68	69	66	67	270	\$ 208,800.00
Kevin Streelman	T3	67	71	68	64	270	\$ 208,800.00
Kevin Na	5	68	62	72	70	272	\$ 144,000.00
Rich Beem	T6	70	66	72	65	273	\$ 105,171.43
Jerry Kelly	T6	70	69	66	68	273	\$ 105,171.43
Jarrold Lyle	T6	65	71	66	71	273	\$ 105,171.43
James Nitties	T6	69	66	69	69	273	\$ 105,171.43
Aron Price	T6	69	70	68	66	273	\$ 105,171.43
David Toms	T6	70	67	70	66	273	\$ 105,171.43
Briny Baird	T6	67	66	67	73	273	\$ 105,171.42
José Manuel Lara	T13	70	66	69	69	274	\$ 72,000.00
Ted Purdy	T13	69	70	68	67	274	\$ 72,000.00
Cameron Beckman	T15	66	69	68	72	275	\$ 57,600.00
Glen Day	T15	72	70	64	69	275	\$ 57,600.00
Brendan de Jonge	T15	69	70	69	67	275	\$ 57,600.00
Corey Pavin	T15	67	68	69	71	275	\$ 57,600.00
Scott Verplank	T15	67	71	65	72	275	\$ 57,600.00
Harrison Frazar	T20	70	70	67	70	277	\$ 36,315.00
Brian Gay	T20	68	70	71	68	277	\$ 36,315.00
Steve Marino	T20	70	68	69	70	277	\$ 36,315.00
Nick O'Hern	T20	72	70	68	67	277	\$ 36,315.00
Greg Owen	T20	67	71	65	74	277	\$ 36,315.00
Scott Piercy	T20	66	69	69	73	277	\$ 36,315.00
Kevin Stadler	T20	70	72	66	69	277	\$ 36,315.00
Y.E. Yang	T20	69	70	69	69	277	\$ 36,315.00
Notah Begay III	T28	68	70	71	69	278	\$ 21,960.00
Jason Day	T28	68	71	72	67	278	\$ 21,960.00
Jason Dufner	T28	68	69	70	71	278	\$ 21,960.00
Joe Durant	T28	72	67	70	69	278	\$ 21,960.00
Dudley Hart	T28	67	71	72	68	278	\$ 21,960.00
Shigeki Maruyama	T28	67	72	66	73	278	\$ 21,960.00

RESULTADOS FINALES 2009 FINAL RESULTS

Jugador	Ranking	R1	R2	R3	R4	Total	Ganancias USD
Player	Rank	R1	R2	R3	R4	Total	Earnings USD
John Merrick	T28	68	68	70	72	278	\$ 21,960.00
Chris Riley	T28	65	68	69	76	278	\$ 21,960.00
Bo Van Pelt	T28	63	69	67	79	278	\$ 21,960.00
Gary Woodland	T28	69	72	63	74	278	\$ 21,960.00
Bill Haas	T38	73	65	74	67	279	\$ 14,400.00
Charles Howell III	T38	68	72	69	70	279	\$ 14,400.00
Kent Jones	T38	70	72	66	71	279	\$ 14,400.00
José de Jesús Rodríguez	T38	70	69	70	70	279	\$ 14,400.00
Scott Sterling	T38	67	71	68	73	279	\$ 14,400.00
Vaughn Taylor	T38	69	69	72	69	279	\$ 14,400.00
Tim Wilkinson	T38	70	67	69	73	279	\$ 14,400.00
Dean Wilson	T38	68	71	67	73	279	\$ 14,400.00
Peter Lonard	T46	69	69	73	69	280	\$ 10,488.00
Patrick Sheehan	T46	69	69	72	70	280	\$ 10,488.00
Jay Williamson	T46	69	70	71	70	280	\$ 10,488.00
Mark Brooks	T49	68	74	67	72	281	\$ 8,658.00
Chad Campbell	T49	71	66	69	75	281	\$ 8,658.00
Brian Davis	T49	70	70	70	71	281	\$ 8,658.00
Gonzalo Fdez.-Castaño	T49	73	66	74	68	281	\$ 8,658.00
John Huston	T49	67	70	70	74	281	\$ 8,658.00
Tom Lehman	T49	70	68	70	73	281	\$ 8,658.00
Chez Reavie	T49	70	70	69	72	281	\$ 8,658.00
Tag Ridings	T49	72	69	71	69	281	\$ 8,658.00
Billy Andrade	T57	69	71	69	73	282	\$ 8,064.00
Jesper Parnevik	T57	73	69	71	69	282	\$ 8,064.00
Brett Quigley	T57	70	72	73	67	282	\$ 8,064.00
Colt Knost	T60	75	66	72	70	283	\$ 7,884.00
Chris Stroud	T60	68	71	71	73	283	\$ 7,884.00
Ricky Barnes	T62	70	72	71	71	284	\$ 7,704.00
Greg Chalmers	T62	67	70	78	69	284	\$ 7,704.00
Omar Uresti	T62	76	66	72	70	284	\$ 7,704.00
Chris DiMarco	T65	69	70	74	72	285	\$ 7,344.00
J.P. Hayes	T65	66	75	73	71	285	\$ 7,344.00

RESULTADOS FINALES 2009 FINAL RESULTS

Jugador	Ranking	R1	R2	R3	R4	Total	Ganancias USD
Player	Rank	R1	R2	R3	R4	Total	Earnings USD
John Rollins	T65	72	70	71	72	285	\$ 7,344.00
Esteban Toledo	T65	72	67	72	74	285	\$ 7,344.00
Peter Tomasulo	T65	69	72	69	75	285	\$ 7,344.00
James Vargas	T65	72	70	69	74	285	\$ 7,344.00
Aaron Watkins	T65	69	71	72	73	285	\$ 7,344.00
Bryce Molder	T72	72	69	73	72	286	\$ 7,020.00
Dicky Pride	T72	72	68	68	78	286	\$ 7,020.00
Michael Letzig	74	69	70	74	74	287	\$ 6,912.00
David Mathis	75	70	71	76	71	288	\$ 6,840.00
Olin Browne	T76	69	72	74	75	290	\$ 6,732.00
Casey Wittenberg	T76	69	72	75	74	290	\$ 6,732.00
Nathan Green	78	72	68	79	77	296	\$ 6,624.00

CORTE • CUT

José Coceres, Wil Collins, Ben Fox, Carlos Franco, Matt Jones, Leif Olson, D.A. Points, Paul Goydos, Scott Gutschewski, Fredrik Jacobson, Pablo Larrazabal, Spencer Levin, Frank Licklitter II, Bill Lunde, Bob Tway, Charles Warren, Tommy Gainey, Tom Gillis, Bob Heintz, Lee Janzen, Cliff Kresge, Derek Lamely, Joe Ogilvie, Garrett Willis, Tyler Aldridge, Steve Allan, Robert Damron, Marco Dawson, Mathias Gronberg, Marc Leishman, Santiago Luna, Brendon Todd, James Driscoll, Martin Laird, George McNeill, James Oh, Darron Stiles, Roland Thatcher, Brian Vranesh, Kris Blanks, Derek Fathauer, Scott Hebert, Robert Gamez, Rick Price, Michael Thompson, Arjun Atwal, Matthew Borchert, Jimmy Walker, Matt Weibring, Mauricio Azcue.

SE RETIRÓ • WITHDRAWN:

Richard S. Johnson, Jason Gore, Alex Cejka, Troy Kelly.

RESULTADOS FINALES 2010 FINAL RESULTS

Jugador	Ranking	R1	R2	R3	R4	Total	Ganancias USD
Player	Rank	R1	R2	R3	R4	Total	Earnings USD
Cameron Beckman	1	65	68	69	67	269	\$ 648,000.00
Joe Durant	T2	64	66	69	72	271	\$ 316,800.00
Brian Stuard	T2	67	67	71	66	271	\$ 316,800.00
Briny Baird	T4	65	70	69	68	272	\$ 135,720.00
Chad Collins	T4	67	68	67	70	272	\$ 135,720.00
J.P. Hayes	T4	65	67	69	71	272	\$ 135,720.00
Richard S. Johnson	T4	68	71	68	65	272	\$ 135,720.00
Skip Kendall	T4	70	69	69	64	272	\$ 135,720.00
Jarrold Lyle	T9	65	72	69	67	273	\$ 1 00,800.00
Kevin Stadler	T9	69	67	67	70	273	\$ 1 00,800.00
Charles Warren	T11	67	69	65	73	274	\$ 86,400.00
Matt Weibring	T11	69	67	68	70	274	\$ 86,400.00
Mark Hensby	T13	67	68	71	69	275	\$67,500.00
Ted Purdy	T13	69	69	67	70	275	\$67,500.00
Chris Riley	T13	68	68	70	69	275	\$67,500.00
Heath Slocum	T13	68	69	67	71	275	\$67,500.00
Glen Day	T17	70	68	68	70	276	\$54,000.00
Shaun Micheel	T17	68	68	70	70	276	\$54,000.00
Mike Small	T17	73	68	68	67	276	\$54,000.00
K.J. Choi	T20	67	70	69	71	277	\$43,440.00
Charles Howell III	T20	68	71	66	72	277	\$43,440.00
Jeff Maggert	T20	66	70	71	70	277	\$43,440.00
Marco Dawson	T23	69	71	70	68	278	\$32,040.00
Tim Herron	T23	70	71	66	71	278	\$32,040.00
Billy Mayfair	T23	72	65	71	70	278	\$32,040.00
Tom Pernice Jr.	T23	66	68	71	73	278	\$32,040.00
Fran Quinn	T23	72	67	70	69	278	\$32,040.00
Michael Connell	T28	70	67	70	72	279	\$22,440.00
Todd Hamilton	T28	71	68	69	71	279	\$ 22,440.00
Jerry Kelly	T28	68	72	69	70	279	\$ 22,440.00
Spencer Levin	T28	69	69	70	71	279	\$ 22,440.00
Frank Lickliter II	T28	72	68	70	69	279	\$ 22,440.00
Shigeki Maruyama	T28	66	71	73	69	279	\$22,440.00

RESULTADOS FINALES 2010 FINAL RESULTS

Jugador	Ranking	R1	R2	R3	R4	Total	Ganancias USD
Player	Rank	R1	R2	R3	R4	Total	Earnings USD
Vance Veazey	T28	71	66	71	71	279	\$22,440.00
Dean Wilson	T28	67	71	70	71	279	\$ 22,440.00
Mark Wilson	T28	71	69	70	69	279	\$ 22,440.00
Mark Brooks	T37	69	70	71	70	280	\$ 16,920.00
John Morse	T37	70	68	71	71	280	\$ 16,920.00
Chris Tidland	T37	67	69	72	72	280	\$ 16,920.00
Matt Bettencourt	T40	71	68	69	73	281	\$ 12,960.00
Erik Compton	T40	67	72	73	69	281	\$ 12,960.00
Brendan de Jonge	T40	70	68	67	76	281	\$ 12,960.00
Thomas Levet	T40	66	70	69	76	281	\$ 12,960.00
J.L. Lewis	T40	71	69	70	71	281	\$ 12,960.00
Santiago Luna	T40	71	70	68	72	281	\$ 12,960.00
Chris Stroud	T40	69	71	71	70	281	\$ 12,960.00
Jay Williamson	T40	67	71	73	70	281	\$ 12,960.00
Kirk Triplett	T48	71	69	68	74	282	\$ 8,948.58
Michael Clark II	T48	70	70	71	71	282	\$ 8,948.57
Jason Gore	T48	66	71	68	77	282	\$ 8,948.57
J.J. Henry	T48	70	69	69	74	282	\$ 8,948.57
John Merrick	T48	68	72	70	72	282	\$ 8,948.57
Steve Wheatcroft	T48	67	70	71	74	282	\$ 8,948.57
Garrett Willis	T48	69	69	74	70	282	\$ 8,948.57
Craig Bowden	T55	68	70	71	74	283	\$ 8,172.00
Brad Faxon	T55	71	68	71	73	283	\$ 8,172.00
Paul Stankowski	T55	71	68	71	73	283	\$ 8,172.00
Boo Weekley	T55	67	72	71	73	283	\$ 8,172.00
Kris Blanks	T59	72	69	71	72	284	\$7,956.00
Alejandro Cañizares	T59	69	69	73	73	284	\$7,956.00
David Lutterus	T61	72	68	75	70	285	\$ 7,812.00
Chris Wilson	T61	70	70	72	73	285	\$ 7,812.00
Justin Bolli	T63	73	68	68	77	286	\$7,596.00
Greg Kraft	T63	69	70	76	71	286	\$7,596.00
Joe Ogilvie	T63	69	70	75	72	286	\$7,596.00
Roger Tambellini	T63	70	69	68	79	286	\$7,596.00

RESULTADOS FINALES 2010 FINAL RESULTS

Jugador	Ranking	R1	R2	R3	R4	Total	Ganancias USD
Player	Rank	R1	R2	R3	R4	Total	Earnings USD
Jim Carter	T67	70	70	74	73	287	\$7,308.00
John Daly	T67	68	69	69	81	287	\$ 7,308.00
Jonathan Kaye	T67	70	70	72	75	287	\$7,308.00
Carl Pettersson	T67	70	71	73	73	287	\$ 7,308.00
Craig Barlow	T71	70	69	78	71	288	\$7,056.00
Mark Calcavecchia	T71	68	72	73	75	288	\$7,056.00
Jerod Turner	T71	70	70	70	78	288	\$7,056.00
Robin Freeman	74	70	71	77	72	290	\$6,912.00
Spike McRoy	75	73	67	75	76	291	\$6,840.00

CORTE • CUT

Robert Damron, Nick Dougherty, Steve Elkington, Jim McGovern, Andrew McLardy, Dicky Pride, Chris Smith, Kyle Stanley, Omar Uresti, Blake Adams, Graham DeLaet, Brent Delahoussaye, Mathias Gronberg, Kevin Johnson, Cliff Kresge, Josh Teater, Henrik Bjornstad, Carlos Franco, Robert Gamez, Jeff Gove, José Trauwitz, Grant Waite, Rich Barcelo, Ben Fox, Pablo Martin, Jorge Campillo, Robert Garrigus, Derek Lamely, Pedro Oriol, Esteban Toledo, Stuart Appleby, Chris Baryla, Brian Bateman, Bobby Clampett, Troy Merritt, Brenden Pappas, Phil Tataurangji, Tim Wilkinson, Guy Boros, Tom Byrum, Harrison Frazar, Len Mattiace, David Duval, James Nitties, Aron Price, Jay Delsing, Garth Mulroy, Eric Axley, Alejandro Quiroz, Guillermo Davila.

SE RETIRÓ • WITHDRAWN:

Cameron Percy, Lance Ten Broeck, Chris DiMarco, John Huston.

DESCALIFICADO • DISQUALIFIED:

Matt Every

RESULTADOS FINALES 2011 FINAL RESULTS

Jugador	Ranking	R1	R2	R3	R4	Total	Ganancias USD
Player	Rank	R1	R2	R3	R4	Total	Earnings USD
Johnson Wagner	1	69	66	65	67	267	\$ 666,000.00
Spencer Levin	2	68	67	67	65	267	\$ 399,600.00
John Cook	3	70	68	66	66	270	\$ 251,600.00
Chris Stroud	4	68	63	70	70	271	\$ 177,600.00
Briny Baird	T5	67	70	66	69	272	\$ 121,175.00
Bobby Gates	T5	70	68	64	70	272	\$ 121,175.00
Brian Gay	T5	69	68	67	68	272	\$ 121,175.00
Jarred Lyle	T5	69	66	67	70	272	\$ 121,175.00
Rory Sabbatini	T5	69	69	68	66	272	\$ 121,175.00
David Toms	T5	66	70	69	67	272	\$ 121,175.00
Kent Jones	11	67	68	69	69	273	\$ 92,500.00
Cameron Beckman	12	67	70	66	71	274	\$ 85,100.00
Billy Horschel	T13	70	65	70	70	275	\$ 65,366.67
Tom Lehman	T13	70	70	66	69	275	\$ 65,66.67
Kyle Stanley	T13	66	71	69	69	275	\$ 65,366.67
Brett Wetterich	T13	69	68	69	69	275	\$ 65,366.67
Charles Howell III	T13	68	69	67	71	275	\$ 65,66.66
Jeff Quinney	T13	71	67	65	72	275	\$ 65,366.66
Jason Bohn	T19	72	68	65	71	276	\$ 37,777.00
Tommy Gainey	T19	68	68	68	72	276	\$ 37,777.00
J.J. Henry	T19	69	69	67	71	276	\$ 37,777.00
Fredrik Jacobson	T19	68	67	70	71	276	\$ 37,777.00
Sunghoon Kang	T19	67	67	69	73	276	\$ 37,777.00
Scott McCarron	T19	69	68	68	71	276	\$ 37,777.00
William McGirt	T19	68	67	69	72	276	\$ 37,777.00
Cameron Percy	T19	68	66	70	72	276	\$ 37,777.00
Tom Pernice Jr.	T19	69	68	67	72	276	\$ 37,777.00
Jhonattan Vegas	T19	74	65	70	67	276	\$ 37,777.00
Tim Herron	T29	71	71	65	70	277	\$ 23,525.84
José Manuel Lara	T29	72	70	64	71	277	\$ 23,525.84
Colt Knost	T29	71	68	67	71	277	\$ 23,525.83
Steve Lowery	T29	72	65	68	72	277	\$ 23,525.83
Joe Ogilvie	T29	71	70	68	68	277	\$ 23,525.83

RESULTADOS FINALES 2011 FINAL RESULTS

Jugador	Ranking	R1	R2	R3	R4	Total	Ganancias USD
Player	Rank	R1	R2	R3	R4	Total	Earnings USD
Scott Verplank	T29	74	67	64	72	277	\$ 23,525.83
Alejandro Cañizares	T35	74	67	66	71	278	\$ 17,649.29
David Hearn	T35	69	70	69	70	278	\$ 17,649.29
Mark Hensby	T35	66	70	70	72	278	\$ 17,649.29
Boo Weekley	T35	72	66	70	70	278	\$ 17,649.29
Scott Gutschewski	T35	70	68	67	73	278	\$ 17,649.28
Richard S. Johnson	T35	68	71	74	65	278	\$ 17,469.28
Nick O'Hern	T35	70	69	70	69	278	\$ 17,469.28
D.J. Brigman	T42	70	71	67	71	279	\$ 13,690.00
Chad Collins	T42	72	68	68	71	279	\$ 13,690.00
Chris Riley	T42	70	67	71	71	279	\$ 13,690.00
Craig Barlow	T45	71	68	71	70	280	\$ 10,833.60
Jonathan Kaye	T45	72	68	70	70	280	\$ 10,833.60
George McNeill	T45	73	67	66	74	280	\$ 10,833.60
John Merrick	T45	68	70	65	77	280	\$ 10,833.60
Zack Miller	T45	73	64	69	74	280	\$ 10,833.60
Robert Gamez	T50	69	68	71	73	281	\$ 8,855.34
Kirk Triplett	T50	69	73	67	72	281	\$ 8,855.34
Fabian Gomez	T50	69	71	72	69	281	\$ 8,855.33
Jim Herman	T50	71	71	69	70	281	\$ 8,855.33
Jerry Kelly	T50	69	69	67	76	281	\$ 8,855.33
Alexandre Rocha	T50	67	74	69	71	281	\$ 8,855.33
Michael Allen	T56	71	69	70	72	282	\$ 8,399.00
Will MacKenzie	T56	71	69	69	73	282	\$ 8,399.00
Shane Bertsch	T58	70	70	71	72	283	\$ 8,140.00
Andres Gonzales	T58	66	72	67	78	283	\$ 8,140.00
David Mathis	T58	68	70	69	76	283	\$ 8,140.00
Billy Mayfair	T58	73	66	72	72	283	\$ 8,140.00
Jim Renner	T58	72	69	71	71	283	\$ 8,140.00
Rod Pampling	T63	70	70	72	72	284	\$ 7,881.00
Nate Smith	T63	69	73	70	72	284	\$ 7,881.00
Steven Bowditch	T65	71	68	73	73	285	\$ 7,733.00
Joséph Bramlett	T65	69	69	72	75	285	\$ 7,733.00

RESULTADOS FINALES 2011 FINAL RESULTS

Jugador	Ranking	R1	R2	R3	R4	Total	Ganancias USD
Player	Rank	R1	R2	R3	R4	Total	Earnings USD
Scott Gordon	T67	73	66	71	76	286	\$ 7,511.00
Justin Hicks	T67	72	69	70	75	286	\$ 7,511.00
Chris Tidland	T67	67	74	71	74	286	\$ 7,511.00
Charles Warren	T67	73	68	72	73	286	\$ 7,511.00
Woody Austin	T71	71	70	72	74	287	\$ 7,252.00
Kevin Chappell	T71	72	69	72	74	287	\$ 7,252.00
Jason Gore	T71	70	71	70	76	287	\$ 7,252.00
Nathan Green	T74	73	69	71	75	288	\$7,067.00
Kevin Stadler	T74	68	66	71	83	288	\$7,067.00

CORTE • CUT

Federico Garcia, Lee Janzen, Bio Kim, Aron Price, Esteban Toledo, Omar Uresti, Duffy Waldorf, Joe Affrunti, Chad Campbell, Todd Hamilton, Jeff Maggert, Len Mattiace, Will Strickler, Michael Thompson, Peter Tomasulo, Garrett Willis, Aaron Baddeley, Tomas Cocha, Fred Funk, Frank Lickliter II, John Mallinger, Jesper Parnevik, Carl Paulson, Scott Piercy, Dicky Pride, Ted Purdy, Tag Ridings, Oscar Serna, Scott Stallings, Paul Stankowski, Marc Turnesa, Jay Williamson, Joe Durant, Brad Faxon, Michael Letzig, Carl Pettersson, James Driscoll, Carlos Franco, Skip Kendall, Kevin Kisner, Chris Smith, Josh Teater, Chris Baryla, John Daly, Matt McQuillan, José de Jesús Rodríguez, Mike Small, John Huston, Andres Romero, Santiago Luna, Martin Piller, Brett Quigley, Michael Sim, Jon McLean, Drew Stoltz, Iñigo Urquizu, Efen Serna Jr.

RESULTADOS FINALES 2012 FINAL RESULTS

Jugador	Ranking	R1	R2	R3	R4	Total	Ganancias USD
Player	Rank	R1	R2	R3	R4	Total	Earnings USD
John Huh	1	67	70	71	63	271	\$ 666,000.00
Robert Allenby	2	69	67	70	65	271	\$399,600.00
Matt Every	T3	67	71	69	66	273	\$214,600.00
Colt Knost	T3	69	71	67	66	273	\$214,600.00
Dicky Pride	T5	68	72	68	66	274	\$129,962.50
Alejandro Canizares	T5	67	72	69	66	274	\$129,962.50
Daniel Summerhays	T5	69	65	67	73	274	\$129,962.50
Chris Stroud	T5	69	66	68	71	274	\$129,962.50
J.J. Henry	T9	72	69	68	67	276	\$99,900.00
Michael Allen	T9	68	71	66	71	276	\$99,900.00
Will Claxton	T9	66	68	71	71	276	\$99,900.00
Rich Beem	T12	70	71	69	67	277	\$74,925.00
Richard S. Johnson	T12	70	66	72	69	277	\$74,925.00
Billy Mayfair	T12	70	68	70	69	277	\$74,925.00
Briny Baird	T12	71	69	67	70	277	\$74,925.00
Vaughn Taylor	T16	71	69	72	66	278	\$46,990.00
Mark D. Anderson	T16	67	72	73	66	278	\$46,990.00
Seung-Yul Noh	T16	68	70	73	67	278	\$46,990.00
Tom Lehman	T16	70	72	70	66	278	\$46,990.00
Stephen Ames	T16	69	70	70	69	278	\$46,990.00
Tim Petrovic	T16	72	72	66	68	278	\$46,990.00
Kevin Stadler	T16	68	68	72	70	278	\$46,990.00
Greg Owen	T16	67	67	73	71	278	\$46,990.00
Charles Howell III	T16	67	71	69	71	278	\$46,990.00
Marc Turnesa	T16	67	72	67	72	278	\$46,990.00
William McGirt	T26	69	72	73	65	279	\$27,935.00
Matt Bettencourt	T26	69	72	72	66	279	\$27,935.00
Chad Campbell	T26	70	71	71	67	279	\$27,935.00
Brian Harman	T26	71	71	65	72	279	\$27,935.00
Johnson Wagner	T30	73	70	71	66	280	\$23,495.00
Sunghoon Kang	T30	68	76	69	67	280	\$23,495.00
Billy Horschel	T30	69	72	70	69	280	\$23,495.00
Russell Knox	T30	74	67	68	71	280	\$23,495.00

RESULTADOS FINALES 2012 FINAL RESULTS

Jugador	Ranking	R1	R2	R3	R4	Total	Ganancias USD
Player	Rank	R1	R2	R3	R4	Total	Earnings USD
Patrick Sheehan	T34	70	73	71	67	281	\$19,980.00
Spencer Levin	T34	73	71	69	68	281	\$19,980.00
Esteban Toledo	T34	72	69	71	69	281	\$19,980.00
Steve Wheatcroft	T37	75	70	70	67	282	\$15,170.00
Hunter Haas	T37	68	75	71	68	282	\$15,170.00
Jarrod Lyle	T37	73	69	71	69	282	\$15,170.00
Heath Slocum	T37	73	71	69	69	282	\$15,170.00
John Merrick	T37	71	67	74	70	282	\$15,170.00
Troy Kelly	T37	72	73	68	69	282	\$15,170.00
Garrett Willis	T37	70	72	69	71	282	\$15,170.00
Craig Barlow	T37	71	68	71	72	282	\$15,170.00
Nathan Green	T37	73	69	68	72	282	\$15,170.00
Martin Flores	T46	77	67	73	66	283	\$10,779.34
Michael Thompson	T46	72	72	71	68	283	\$10,779.33
Billy Hurley III	T46	73	71	69	70	283	\$10,779.33
David Hearn	T49	68	73	77	66	284	\$9,040.34
Gary Christian	T49	73	70	73	68	284	\$9,040.34
Fred Funk	T49	73	71	72	68	284	\$9,040.33
Chris Riley	T49	73	72	70	69	284	\$9,040.33
Will MacKenzie	T49	72	73	69	70	284	\$9,040.33
Skip Kendall	T49	71	72	70	71	284	\$9,040.33
John Peterson	T55	73	72	72	68	285	\$8,362.00
Erik Compton	T55	71	69	76	69	285	\$8,362.00
Brian Gay	T55	72	68	74	71	285	\$8,362.00
Tim Herron	T55	70	74	70	71	285	\$8,362.00
José de Jesús Rodríguez	T55	71	73	70	71	285	\$8,362.00
Brandt Jobe	T60	74	70	72	70	286	\$8,066.00
Jerry Kelly	T60	73	71	72	70	286	\$8,066.00
Josh Teater	T60	68	75	71	72	286	\$8,066.00
Gavin Coles	T63	71	71	76	70	288	\$7,733.00
José Maria Olazabal	T63	72	72	74	70	288	\$7,733.00
Brett Wetterich	T63	71	72	73	72	288	\$7,733.00
Robert Damron	T63	73	72	71	72	288	\$7,733.00

RESULTADOS FINALES 2012 FINAL RESULTS

Jugador	Ranking	R1	R2	R3	R4	Total	Ganancias USD
Player	Rank	R1	R2	R3	R4	Total	Earnings USD
Cameron Beckman	T63	72	71	71	74	288	\$7,733.00
Edward Loar	T63	69	74	68	77	288	\$7,733.00
Charley Hoffman	T69	75	70	72	72	289	\$7,437.00
Paul Stankowski	T69	72	70	74	73	289	\$7,437.00
Charlie Beljan	T71	73	67	79	71	290	\$7,289.00
Boo Weekley	T71	75	69	76	70	290	\$7,289.00
Stephen Gangluff	T73	70	75	71	76	292	\$7,141.00
Kirk Triplett	T73	73	71	69	79	292	\$7,141.00
Garth Mulroy	75	71	74	76	72	293	\$7,030.00

CORTE • CUT

Jhonattan Vegas, Steve Flesch, José Manuel Lara, Ben Curtis, Joe Durant, Kent Jones, Richard H. Lee, Jon McLean, Harrison Frazar, Shane Bertsch, Miguel Angel Carballo, Russell Surber, Shaun Micheel, Peter Lonard, Frank Lickliter, John Cook, Joe Ogilvie, Kevin Tway, Kyle Reifers, J.J. Killeen, Lee Janzen, Armando Favela, Kyle Thompson, Oscar Fraustro, Kevin Kisner, Thomas Aiken, Matt Jones Steven Bowditch, Marco Dawson, Robert Gamez, Jason Gore, Alejandro Muñoz, Matt McQuillan, J.P. Hayes, Rory Sabbatini, Roberto Castro, Greg Norman, Scott Brown, Scott McCarron, Woody Austin, Todd Hamilton, Chad Collins, Mark Hensby, Brian Bateman, Tommy Biershenk, Alexandre Rocha, Oscar Serna, David Duval, José Trauwitz, Mike Weir, David Hutsell, Daniel Chopra, Zack Miller

SE RETIRÓ • WITHDRAWN:

Nick Price, Roland Thatcher, Scott Dunlap, Danny Lee

RESULTADOS FINALES 2013 FINAL RESULTS

Jugador	Ranking	R1	R2	R3	R4	Total	Ganancias USD
Player	Rank	R1	R2	R3	R4	Total	Earnings USD
Harris English	1	68	62	68	65	263	\$ 1,080,000.00
Brian Stuard	2	65	70	65	67	267	\$ 648,000.00
Jason Bohn	T3	67	68	65	68	268	\$ 312,000.00
Chris Stroud	T3	66	68	66	68	268	\$ 312,000.00
Rory Sabbatini	T3	68	65	65	70	268	\$ 312,000.00
Justin Leonard	T6	70	67	65	67	269	\$ 194,250.00
Justin Hicks	T6	69	67	66	67	269	\$ 194,250.00
Charles Howell III	T6	67	67	66	69	269	\$ 194,250.00
Robert Karlsson	T6	63	67	67	72	269	\$ 194,250.00
Bob Estes	T10	68	69	65	69	271	\$ 156,000.00
Tim Wilkinson	T10	70	63	71	67	271	\$ 156,000.00
Will MacKenzie	T12	69	69	69	65	272	\$ 126,000.00
Freddie Jacobson	T12	70	69	67	66	272	\$ 126,000.00
Kevin Stadler	T12	67	63	68	74	272	\$ 126,000.00
Peter Malnati	15	69	69	70	65	273	\$ 108,000.00
Robert Allenby	T16	70	68	66	70	274	\$ 84,171.43
Alvaro Quiros	T16	67	70	66	71	274	\$ 84,171.43
Brendan Steele	T16	70	66	68	70	274	\$ 84,171.43
Jay McLuen	T16	67	69	69	69	274	\$ 84,171.43
Jeff Maggert	T16	69	66	69	70	274	\$ 84,171.43
Pat Perez	T16	66	68	71	69	274	\$ 84,171.43
Scott Brown	T16	69	66	67	72	274	\$ 84,171.42
John Huh	T23	70	68	71	66	275	\$ 49,350.00
Jeff Overton	T23	68	70	70	67	275	\$ 49,350.00
Wes Roach	T23	67	70	68	70	275	\$ 49,350.00
J.J. Henry	T23	72	65	70	68	275	\$ 49,350.00
Chad Collins	T23	69	67	70	69	275	\$ 49,350.00

RESULTADOS FINALES 2013 FINAL RESULTS

Jugador	Ranking	R1	R2	R3	R4	Total	Ganancias USD
Player	Rank	R1	R2	R3	R4	Total	Earnings USD
Tommy Gainey	T23	71	65	68	71	275	\$ 49,350.00
Josh Teater	T23	68	73	67	67	275	\$ 49,350.00
Ryan Moore	T23	67	67	71	70	275	\$ 49,350.00
Matt Jones	T31	69	69	68	70	276	\$35,580.00
Russell Knox	T31	67	70	68	71	276	\$ 35,580.00
James Driscoll	T31	69	68	68	71	276	\$ 35,580.00
Ben Martin	T31	69	70	68	69	276	\$ 35,580.00
Charley Hoffman	T31	73	68	68	67	276	\$ 35,580.00
Michael Putnam	T36	69	69	69	70	277	\$ 25,833.34
Matt Every	T36	71	67	68	71	277	\$ 25,833.34
Davis Love III	T36	69	68	68	72	277	\$ 25,833.34
Tim Petrovic	T36	71	68	70	68	277	\$ 25,833.33
Camilo Villegas	T36	70	67	67	73	277	\$ 25,833.33
Erik Compton	T36	67	69	71	70	277	\$ 25,833.33
Scott Gardiner	T36	70	70	69	68	277	\$ 25,833.33
Kevin Na	T36	71	70	71	65	277	\$ 25,833.33
Tim Clark	T36	71	70	63	73	277	\$ 25,833.33
William McGirt	T45	70	68	74	66	278	\$18,060.00
Joe Durant	T45	70	68	71	69	278	\$ 18,060.00
Jhonattan Vegas	T45	66	68	71	73	278	\$18,060.00
Brian Gay	T45	70	71	67	70	278	\$18,060.00
Tyrone Van Aswegen	T49	69	69	71	70	279	\$14,660.00
Len Mattiace	T49	69	68	69	73	279	\$14,660.00
Brendon Todd	T49	71	66	70	72	279	\$14,660.00
José Coceres	T49	68	69	72	70	279	\$14,660.00
Morgan Hoffmann	T49	69	71	72	67	279	\$14,660.00

RESULTADOS FINALES 2013 FINAL RESULTS

Jugador	Ranking	R1	R2	R3	R4	Total	Ganancias USD
Player	Rank	R1	R2	R3	R4	Total	Earnings USD
Oscar Fraustro	T49	72	68	69	70	279	\$ 14,660.00
Spencer Levin	T55	70	68	65	77	280	\$13,560.00
Cameron Beckman	T55	72	67	71	70	280	\$ 13,560.00
Seung-Yul Noh	T55	69	70	71	70	280	\$ 13,560.00
Luke Guthrie	T55	71	70	70	69	280	\$13,560.00
Lee Williams	T55	73	68	67	72	280	\$13,560.00
Greg Chalmers	T60	70	70	66	75	281	\$12,960.00
Ben Curtis	T60	72	68	70	71	281	\$12,960.00
Kevin Kisner	T60	65	75	67	74	281	\$12,960.00
Ryan Palmer	T60	70	71	67	73	281	\$ 12,960.00
Kyle Stanley	T60	73	68	67	73	281	\$12,960.00
Billy Hurley III	T65	69	69	72	72	282	\$12,420.00
Jamie Lovemark	T65	68	69	70	75	282	\$12,420.00
Lucas Glover	T65	70	70	70	72	282	\$12,420.00
John Senden	T65	73	68	72	69	282	\$12,420.00
Derek Ernst	T69	69	70	72	72	283	\$12,000.00
Tag Ridings	T69	70	69	74	70	283	\$12,000.00
Brian Davis	T69	71	70	71	71	283	\$12,000.00
Richard H. Lee	T72	75	65	72	73	285	\$11,700.00
Martin Flores	T72	69	71	74	71	285	\$ 11,700.00
Y.E. Yang	74	74	67	70	75	286	\$11,520.00
David Duval	T75	67	73	75	73	288	\$11,340.00
Mike Weir	T75	72	69	72	75	288	\$11,340.00
Darren Clarke	77	71	68	73	78	290	\$11,160.00

CORTE • CUT

Robert Garrigus, Scott Stallings, Scott Langley, Jim Renner, Andrew Loupe, Brice Garnett , Joe Ogilvie ,Blake Adams, Steve Marino, Briny Baird, Jerry Kelly, Brian Harman, Daniel, Summerhays, Esteban Toledo, Dicky Pride, Mark Wilson, Miguel Angel Carballo, Bud Cauley, Heath Slocum, Cameron Tringale , Danny Lee, Alex Prugh, Will Claxton, Brooks Koepka, Hudson Swafford, Stephen Ames, José de Jesús Rodríguez, Trevor Immelman, Kevin Tway, Ricky Barnes, Harrison Frazar, Chesson Hadley, David Lingmerth, Troy, Matteson, John Rollins, Scott Verplank, Johnson Wagner, D.H. Lee, Sean O'Hair, James Hahn, Andrew, Svoboda, Jordi Garcia Pinto, Steven Bowditch, Alex Aragon, Bobby Gates, Bronson La'Cassie, Roberto Diaz, Edward Loar

SE RETIRÓ • WITHDRAWN:

Mark Calcavecchia, Jim Herman, Stuart Appleby, Fred Funk, George McNeill, Scott Piercy, Andres Romero

RESULTADOS FINALES 2014 FINAL RESULTS

Jugador	Ranking	R1	R2	R3	R4	Total	Ganancias USD
Player	Rank	R1	R2	R3	R4	Total	Earnings USD
Charley Hoffman	1	66	68	67	66	267	\$1,098,000
Shawn Stefani	2	66	65	68	69	268	\$658,800
Danny Lee	T3	66	69	67	67	269	\$353,800
Andres Gonzales	T3	69	67	66	67	269	\$353,800
Jerry Kelly	5	69	66	67	68	270	\$244,000
Brice Garnett	6	66	68	71	66	271	\$219,600
Tony Finau	T7	65	72	70	65	272	\$196,725
Jason Bohn	T7	66	65	67	74	272	\$196,725
Will MacKenzie	T9	65	68	74	66	273	\$141,171
Blayne Barber	T9	66	68	72	67	273	\$141,171
Carlos Ortiz	T9	67	69	69	68	273	\$141,171
Oscar Fraustro	T9	68	67	69	69	273	\$141,171
Nicholas Thompson	T9	68	65	71	69	273	\$141,171
Ken Duke	T9	69	63	70	71	273	\$141,171
Fred Funk	T9	69	65	69	70	273	\$141,171
Ricky Barnes	T16	69	69	71	65	274	\$85,574
Jason Kokrak	T16	66	69	72	67	274	\$85,574
Scott Piercy	T16	67	69	73	65	274	\$85,574
Johnson Wagner	T16	69	68	70	67	274	\$85,574
David Hearn	T16	68	65	73	68	274	\$85,574
John Peterson	T16	69	67	70	68	274	\$85,574
Alex Cejka	T16	66	67	68	73	274	\$85,574
Fabian Gomez	T23	70	66	72	67	275	\$52,765
Billy Hurley III	T23	67	69	71	68	275	\$52,765
Zac Blair	T23	70	68	68	69	275	\$52,765
Justin Thomas	T23	67	70	69	69	275	\$52,765
Chris Stroud	T23	69	68	69	69	275	\$52,765
Jim Herman	T23	67	69	69	70	275	\$52,765
Tim Wilkinson	T29	68	67	72	69	276	\$37,134
Chad Collins	T29	66	69	72	69	276	\$37,134

RESULTADOS FINALES 2014 FINAL RESULTS

Jugador	Ranking	R1	R2	R3	R4	Total	Ganancias USD
Player	Rank	R1	R2	R3	R4	Total	Earnings USD
Max Homa	T29	68	71	69	68	276	\$37,134
Kyle Reifers	T29	69	67	71	69	276	\$37,134
Daniel Summerhays	T29	69	65	75	67	276	\$37,134
Jeff Overton	T29	71	66	70	69	276	\$37,134
Greg Chalmers	T29	68	67	71	70	276	\$37,134
John Huh	T29	69	67	69	71	276	\$37,134
Robert Streb	T37	67	69	72	69	277	\$26,230
Harris English	T37	67	71	69	70	277	\$26,230
Colt Knost	T37	68	70	69	70	277	\$26,230
Patrick Rodgers	T37	67	70	70	70	277	\$26,230
Russell Knox	T37	69	68	70	70	277	\$26,230
Brendan Steele	T37	68	68	70	71	277	\$26,230
Aaron Baddeley	T37	66	70	70	71	277	\$26,230
J.J. Henry	T44	70	69	70	69	278	\$18,959
John Rollins	T44	71	65	74	68	278	\$18,959
Ben Curtis	T44	71	68	71	68	278	\$18,959
Tom Hoge	T44	70	69	71	68	278	\$18,959
Steve Wheatcroft	T44	65	69	71	73	278	\$18,959
Robert Garrigus	T49	65	73	72	69	279	\$15,616
Mark Hubbard	T49	69	66	76	68	279	\$15,616
Michael Putnam	T51	66	64	77	73	280	\$14,445
Hudson Swafford	T49	65	73	71	71	280	\$14,445
Gonzalo Fdez-Castano	T49	71	67	72	70	280	\$14,445
John Merrick	T49	70	69	73	68	280	\$14,445
Daniel Berger	T49	65	74	74	67	280	\$14,445
Jhonattan Vegas	T56	68	70	70	73	281	\$13,603
Roger Sloan	T56	68	70	71	72	281	\$13,603
Nick Taylor	T56	71	68	70	72	281	\$13,603
Sung Joon Park	T56	71	67	76	67	281	\$13,603

RESULTADOS FINALES 2014 FINAL RESULTS

Jugador	Ranking	R1	R2	R3	R4	Total	Ganancias USD
Player	Rank	R1	R2	R3	R4	Total	Earnings USD
Spencer Levin	T56	71	68	75	67	281	\$13,603
Rory Sabbatini	T56	73	66	76	66	281	\$13,603
Freddie Jacobson	T63	69	70	70	73	282	\$13,054
Scott Brown	T63	71	66	73	72	282	\$13,054
Andrew Putnam	T63	68	70	73	71	282	\$13,054
D.A. Points	T65	71	66	74	72	283	\$12,627
Scott Langley	T65	69	70	74	70	283	\$12,627
Retief Goosen	T65	68	71	75	69	283	\$12,627
Luke Guthrie	T65	68	71	77	67	283	\$12,627
Jay Woodson	T69	72	66	74	72	284	\$12,261
Pat Perez	T69	66	73	72	73	284	\$12,261
Jason Gore	T71	68	66	79	72	285	\$12,017
Brian Stuard	T69	69	70	75	71	285	\$12,017
Derek Fathauer	73	68	71	77	71	287	\$11,834
Alvaro Quiros	T74	71	68	71	78	288	\$11,651
Erik Compton	T74	71	68	74	75	288	\$11,651
Patrick Cantlay	76	71	68	76	74	289	\$11,468

CORTE • CUT

Justin Leonard • William McGirt • Alex Prugh • Steven Alker • Jonathan Randolph • Andrew Svoboda • Davis Love III
 Justin Hicks • Chad Campbell • Greg Owen • Adam Hadwin • Byron Smit • Carl Pettersson • Bo Van Pelt • Eric Axley
 Jim Renner • Lucas Glover • Brian Davis • Martin Flores • Angel Cabrera • Andres Romero • Sam Saunders • Tyrone
 van Aswegen • Garrett Osborn • Roberto Diaz • Carlos Sainz Jr • Jon Curran • Heath Slocum • Brian Harman • Meen
 Whee Kim • Cameron Smith • Ryan Armour • Camilo Villegas • Cameron Percy • Ben Martin • David Lingmerth • Jon
 Rahm • Jose de Jesus Rodriguez • Charles Howell III • Manuel Villegas • Cameron Tringale • Eric Dugas • Zack Sucher
 • Cameron Beckman • Nick Watney • Pdraig Harrington • Mark Wilson • Scott Verplank • Scott Pinckney • Robert
 Allenby • Mike Weir • Efen Serna-Jr • Gerardo Ruiz • Rodolfo Cazaubon

SE RETIRÓ • WITHDRAWN:

Charlie Beljan •

DESCALIFICADO • DISQUALIFIED:

Dudley Hart

Jugador	Año	1st	2nd	3rd	4 th	Total	Final	Ganancias USD
Player	Year	1st	2nd	3rd	4 th	Total	Finish	Earnings USD
Adamonis, Brad (69.75)								
	2008	68	71	72	68	279	T36	\$16,129.17
							Total	\$16,129.17
Adams, Blake (71.25)								
	2010	72	71			143	CUT	
	2014	73	69			142	CUT	
							Total	
Affrunti, Joe (72.00)								
	2011	72	72			144	CUT	
							Total	
Aiken, Thomas (74.50)								
	2012	77	72			149	CUT	
							Total	
Aldridge, Tyler (73.00)								
	2009	71	75			146	CUT	
							Total	
Alker, Steven (70.00)								
	2014	74	66			140	CUT	
							Total	
Allan, Steve (70.50)								
	2007	72	67	72	70	281	T55	\$7,805.00
	2008	71	72	69	66	278	T28	22,290.63
	2009	73	73			146	CUT	
							Total	\$30,095.63
Allen, Michael (70.58)								
	2007	71	69	73	76	289	78	\$6,510.00
	2011	71	69	70	72	282	T56	8,399.00
	2012	68	71	66	71	276	T9	99,900.00
							Total	\$114,809.00

Jugador	Año	1st	2nd	3rd	4 th	Total	Final	Ganancias USD
Player	Year	1st	2nd	3rd	4 th	Total	Finish	Earnings USD
Allenby, Robert (67.75)								
	2012	69	67	70	65	271	2	\$399,600.00
	2011	70	68	66	70	274	T16	\$84,171.43
	2014	76	72			148		
							Total	\$483,771.43
Allred, Jason (78.00)								
	2008	74	82			156	CUT	
							Total	
Ames, Stephen (70.33)								
	2012	69	70	70	69	278	T16	\$46,990.00
	2013	76	68			144	CUT	
							Total	\$46,990.00
Anderson, Mark (69.50)								
	2012	67	72	73	66	278	T16	\$46,990.00
							Total	\$46,990.00
Andrade, Billy (70.50)								
	2009	69	71	69	73	282	T57	\$8,064.00
							Total	\$8,064.00
Appleby, Stuart (73.67)								
	2010	72	75			147	CUT	
	2013	74				74	W/D	
							Total	
Aragon, Alex (74.50)								
	2013	74	75			149	CUT	
							Total	
Armour, Ryan (67.00)								
	2007	68	65	69	66	268	4	\$168,000.00
	2014	73	69			142		
							Total	\$168,000.00
Armour III, Tommy (69.50)								
	2007	69	66	73	70	278	T35	\$16,887.50
							Total	\$16,887.50

Jugador	Año	1st	2nd	3rd	4 th	Total	Final	Ganancias USD
Player	Year	1st	2nd	3rd	4 th	Total	Finish	Earnings USD
Atwal, Arjun (73.00)								
	2007	67	75			142	CUT	
	2009	78	72			150	CUT	
							Total	
Austin, Woody (73.33)								
	2011	71	70	72	74	287	T71	\$7,252.00
	2012	77	76			153	CUT	
							Total	\$7,252.00
Axley, Eric (77.00)								
	2010	78	76			154	CUT	
	2014	71	70			141	CUT	
							Total	
🇲🇽 Azcue, Mauricio (77.50)								
	2009	81	74			155	CUT	
							Total	
Baddeley, Aaron (72.50)								
	2011	74	71			145	CUT	
	2014	66	70	70	71	277	T37	\$26,230.00
							Total	\$26,230.00
Baird, Briny (68.79)								
	2007	70	67	71	74	282	T63	\$7,455.00
	2008	68	73	68	66	275	T12	64,500.00
	2009	67	66	67	73	273	T6	105,171.42
	2010	65	70	69	68	272	T4	135,720.00
	2011	67	70	66	69	272	T5	121,175.00
	2012	71	69	67	70	277	T12	74,925.00
	2013	73	69			142	CUT	
							Total	\$508,946.42

Jugador	Año	1st	2nd	3rd	4 th	Total	Final	Ganancias USD
Player	Year	1st	2nd	3rd	4 th	Total	Finish	Earnings USD
Barber, Blayne (68.25)								
	2014	66	68	72	67	273	T9	\$141,171.43
							Total	\$141,171.43
Barcelo, Rich (72.00)								
	2007	74	69			143	CUT	
	2010	71	74			145	CUT	
							Total	
Barlow, Craig (70.83)								
	2010	70	69	78	71	288	T71	\$7,056.00
	2011	71	68	71	70	280	T45	10,833.60
	2012	71	68	71	72	282	T37	15,170.00
							Total	\$33,059.60
Barnes, Ricky (71.50)								
	2009	70	72	71	71	284	T62	\$7,704.00
	2013	76	69			145	CUT	
	2014	69	69	71	65	274	T16	\$85,574.29
							Total	\$93,278.29
Baryla, Chris (73.75)								
	2010	77	70			147	CUT	
	2011	79	69			148	CUT	
							Total	
Bateman, Brian (72.13)								
	2007	71	67	67	72	277	T31	\$21,218.75
	2010	76	71			147	CUT	
	2012	78	75			153	CUT	
							Total	\$21,218.75
Beckman, Cameron (69.04)								
	2007	64	67	69	71	271	7	\$117,250.00
	2008	67	71	75	67	280	T42	11,900.00
	2009	66	69	68	72	275	T15	57,600.00
	2010	65	68	69	67	269	1	648,000.00
	2011	67	70	66	71	274	12	85,100.00
	2012	72	71	71	74	288	T63	7,733.00

Jugador	Año	1st	2nd	3rd	4 th	Total	Final	Ganancias USD
Player	Year	1st	2nd	3rd	4 th	Total	Finish	Earnings USD
	2013	72	67	71	70	288	T55	13,560.00
	2014	71	75			146	CUT	
							Total	\$941,143.00
Beem, Rich (68.75)								
	2009	70	66	72	65	273	T6	\$105,171.43
	2012	70	71	69	67	277	T12	74,925.00
							Total	\$180,096.43
Begay III, Notah (69.50)								
	2009	68	70	71	69	278	T28	\$21,960.00
							Total	\$21,960.00
Beljan, Charlie (72.50)								
	2012	73	67	79	71	290	T71	\$7,289.00
	2014	76				76	W-D	
							Total	\$7,289.00
Berger, Daniel (70.00)								
	2014	65	74	74	67	280	T51	\$14,444.80
							Total	\$14,444.80
Bertsch, Shane (71.67)								
	2011	70	70	71	72	283	T58	\$8,140.00
	2012	75	72			147	CUT	
							Total	\$8,140.00
Bettencourt, Matt (70.00)								
	2010	71	68	69	73	281	T40	\$12,960.00
	2012	69	72	72	66	279	T26	27,935.00
							Total	\$40,895.00
Biershenk, Tommy (77.00)								
	2012	78	76			154	CUT	
							Total	

Jugador	Año	1st	2nd	3rd	4 th	Total	Final	Ganancias USD
Player	Year	1st	2nd	3rd	4 th	Total	Finish	Earnings USD
Bjornstad, Henrik (72.00)								
	2010	68	76			144	CUT	
							Total	
Black, Ronnie (71.50)								
	2007	75	68			143	CUT	
							Total	
Blair, Zachary (68.75)								
	2014	70	68	68	69	275	T23	\$52,765.00
							Total	\$52,765.00
Blanks, Kris (72.00)								
	2009	77	71			148	CUT	
	2010	72	69	71	72	284	T59	\$7,956.00
							Total	\$7,956.00
Bohn, Jason (68.00)								
	2011	72	68	65	71	276	T19	\$37,777.00
	2013	67	68	65	68	268	T3	\$312,000.00
	2014	66	65	67	74	272	T7	\$196,725.00
							Total	\$546,502.00
Bolli, Justin (70.88)								
	2008	68	74	70	69	281	T48	\$8,796.67
	2010	73	68	68	77	286	T63	7,596.00
							Total	\$16,392.67
Borchert, Matthew (75.00)								
	2009	76	74			150	CUT	
							Total	
Boros, Guy (72.83)								
	2007	72	70			142	CUT	
	2008	75	72			147	CUT	
	2010	73	75			148	CUT	
							Total	

Jugador	Año	1st	2nd	3rd	4 th	Total	Final	Ganancias USD
Player	Year	1st	2nd	3rd	4 th	Total	Finish	Earnings USD
Bowden, Craig (71.33)								
	2007	74	71			145	CUT	
	2010	68	70	71	74	283	T55	\$8,172.00
							Total	\$8,172.00
Bowditch, Steven (72.88)								
	2011	71	68	73	73	285	T65	\$7,733.00
	2012	74	75			149	CUT	
	2013	77	72			149	CUT	
							Total	\$7,733.00
Boyd, Michael (70.25)								
	2007	67	72	69	73	281	T55	\$7,805.00
							Total	\$7,805.00
Bradley, Michael (72.00)								
	2007	69	75			144	CUT	
							Total	
Bramlett, Joséph (71.25)								
	2011	69	69	72	75	285	T65	\$7,733.00
							Total	\$7,733.00
Brehaut, Jeff (74.50)								
	2007	76	73			149	CUT	
							Total	
Brigman, D.J. (70.25)								
	2007	67	69	71	76	283	T66	\$7,245.00
	2011	70	71	67	71	279	T42	13,690.00
							Total	\$20,935.00
Brooks, Mark (69.88)								
	2007	69	65	68	72	274	T13	\$63,700.00
	2008	71	71	70	71	283	T56	7,875.00
	2009	68	74	67	72	281	T49	8,658.00
	2010	69	70	71	70	280	T37	16,920.00
							Total	\$97,153.00

Jugador	Año	1st	2nd	3rd	4 th	Total	Final	Ganancias USD
Player	Year	1st	2nd	3rd	4 th	Total	Finish	Earnings USD
Brown, Scott (76.00)								
	2012	76	76			152	CUT	
	2013	69	66	67	72	274	T16	\$84,171.42
	2014	71	66	73	72	282	T62	\$13,054.00
							Total	\$97,225.42
Browne, Olin (72.67)								
	2008	71	75			146	CUT	
	2009	69	72	74	75	290	T76	\$6,732.00
							Total	\$6,732.00
Buckle, Andrew (73.25)								
	2007	72	73			145	CUT	
	2008	78	70			148	CUT	
							Total	
Burns, Bob (73.67)								
	2007	74	69			143	CUT	
	2008	74	70	74	81	299	75	\$6,650.00
							Total	\$6,650.00
Byrum, Tom (72.33)								
	2007	72	69			141	CUT	
	2008	69	76			145	CUT	
	2010	71	77			148	CUT	
	2014	74	68			142	CUT	
							Total	
Calcavecchia, Mark (70.80)								
	2007	70	69	74	66	279	T41	\$12,250.00
	2010	68	72	73	75	288	T71	7,056.00
	2013	70	71			141	W/D	
							Total	\$19,306.00
Campbell, Chad (70.40)								
	2009	71	66	69	75	281	T49	\$8,658.00
	2011	72	72			144	CUT	
	2012	70	71	71	67	279	T26	27,935.00
	2014	69	71			140	CUT	
							Total	\$36,593.00

Jugador	Año	1st	2nd	3rd	4th	Total	Final	Ganancias USD
Player	Year	1st	2nd	3rd	4th	Total	Finish	Earnings USD
Campillo, Jorge (73.00)								
	2010	70	76			146	CUT	
							Total	
Canizares, Alejandro (69.55)								
	2007	68	68	69	69	274	T13	\$63,700.00
	2008	71	73	70	67	281	T48	8,796.66
	2010	69	69	73	73	284	T59	7,956.00
	2011	74	67	66	71	278	T35	17,469.29
	2012	67	72	69	66	274	T5	129,962.50
							Total	\$227,884.45
Cantlay, Patrick (72.25)								
	2014	71	68	76	74	289	76	\$11,468.00
							Total	\$11,468.00
Carballo, Miguel Angel (72.50)								
	2012	74	73			147	CUT	
	2013	72	71			143	CUT	
							Total	
Carter, Jim (71.75)								
	2010	70	70	74	73	287	T67	\$7,308.00
							Total	\$7,308.00
Castro, Roberto (75.50)								
	2012	75	76			151	CUT	
							Total	
Cauley, Bud (71.50)								
	2013	70	73			143	CUT	
							Total	
Cejka, Alex (70.86)								
	2007	71	71			142	CUT	
	2008	70	73	68	65	276	T19	\$45,500.00
	2009	78				78	W/D	
	2014	66	67	68	73	274	T16	\$85,574.00
							Total	\$131,074.28

Jugador	Año	1st	2nd	3rd	4th	Total	Final	Ganancias USD
Player	Year	1st	2nd	3rd	4th	Total	Finish	Earnings USD
Chalmers, Greg (70.63)								
	2009	67	70	78	69	284	T62	\$7,704.00
	2013	70	70	66	75	281	T60	\$12,960.00
	2014	68	67	71	70	276	T29	\$37,133.75
							Total	\$57,797.75
Chappell, Kevin (71.75)								
	2011	72	69	72	74	287	T71	\$7,252.00
							Total	\$7,252.00
Choi, K.J. (69.25)								
	2010	67	70	69	71	277	T20	\$43,440.00
							Total	\$43,440.00
Chopra, Daniel (80.50)								
	2012	83	78			161	CUT	
							Total	
Christian, Gary (71.00)								
	2012	73	70	73	68	284	T49	\$9,040.34
							Total	\$9,040.34
Clampett, Bobby (73.50)								
	2010	74	73			147	CUT	
							Total	
Clark II, Michael (70.83)								
	2007	68	75			143	CUT	
	2010	70	70	71	71	282	T48	\$8,948.57
							Total	\$8,948.57
Clark, Tim (69.25)								
	2013	71	68	73	78	290	77	\$11,160.00
							Total	\$11,160.00
Clarke, Darren (72.50)								
	2013	71	70	63	73	277	T36	\$25,833.33
							Total	\$25,833.33

Jugador	Año	1st	2nd	3rd	4th	Total	Final	Ganancias USD
Player	Year	1st	2nd	3rd	4th	Total	Finish	Earnings USD
Claxton, Paul (72.50)								
	2008	71	74			145	CUT	
							Total	
Claxton, Will (69.83)								
	2012	66	68	71	71	276	T9	\$99,900.00
	2013	72	71			143	CUT	
							Total	\$99,900.00
Clearwater, Keith (74.50)								
	2007	78	71			149	CUT	
							Total	
Coceres, José (69.64)								
	2007	67	65	65	69	266	2	\$378,000.00
	2008	67	74	72	74	287	T69	7,035.00
	2009	74	69			143	CUT	
	2013	68	69	72	70	279	T49	\$14,660.00
							Total	\$399,695.00
Cocha, Tommy (72.50)								
	2011	70	75			145	CUT	
							Total	
Coles, Gavin (70.33)								
	2007	69	66	70	68	273	T9	\$91,000.00
	2008	70	73	70	70	283	T56	7,875.00
	2012	71	71	76	70	288	T63	7,733.00
							Total	\$106,608.00
Collins, Chad (70.38)								
	2008	74	73			147	CUT	
	2010	67	68	67	70	272	T4	\$135,720.00
	2011	72	68	68	71	279	T42	13,690.00
	2012	78	75			153	CUT	
	2013	69	67	70	69	275	T23	\$49,350.00
	2014	66	69	72	69	276	T29	\$37,133.75
							Total	\$235,893.75

Jugador	Año	1st	2nd	3rd	4th	Total	Final	Ganancias USD
Player	Year	1st	2nd	3rd	4th	Total	Finish	Earnings USD
Collins, Wil (71.50)								
	2009	73	70			143	CUT	
							Total	
Compton, Erik (70.75)								
	2010	67	72	73	69	281	T40	\$12,960.00
	2012	71	69	76	69	285	T55	\$8,362.00
	2013	67	69	71	70	277	T36	\$25,833.33
	2014	71	68	74	75	288	T74	\$11,651.00
							Total	\$58,806.33
Connell, Michael (69.75)								
	2010	70	67	70	72	279	T28	\$22,440.00
							Total	\$22,440.00
Cook, John (69.40)								
	2007	68	66	73	69	276	T26	\$25,900.00
	2011	70	68	66	66	270	3	251,600.00
	2012	74	74			148	CUT	
							Total	\$277,500.00
Cox, Kris (75.00)								
	2008	72	78			150	CUT	
							Total	
Curran, Jon (71.00)								
	2014	74	68			142	CUT	
							Total	
Curtis, Ben (70.50)								
	2012	71	75			146	CUT	
	2013	72	68	70	71	281	T60	\$12,960.00
	2014	71	68	71	68	278	T44	\$18,958.80
							Total	\$31,918.80
Daly, John (71.90)								
	2008	66	73	71	74	284	T60	\$7,630.00
	2010	68	69	69	81	287	T67	7,308.00
	2011	73	75			148	CUT	
							Total	\$14,938.00

Jugador	Año	1st	2nd	3rd	4th	Total	Final	Ganancias USD
Player	Year	1st	2nd	3rd	4th	Total	Finish	Earnings USD

Damron, Robert (71.29)

2007	72	73				145	CUT	
2008	65	75	67	70		277	T22	\$32,491.66
2009	75	71				146	CUT	
2010	71	71				142	CUT	
2012	73	72	71	72		288	T63	7,733.00
							Total	\$40,224.66


Davila, Guillermo (83.00)

2010	84	82				166	CUT	
							Total	

Davis, Brian (70.50)

2009	70	70	70	71		281	T49	\$8,658.00
2013	71	70	71	71		283	T69	\$12,000.00
2014	73	68				141	CUT	
							Total	\$20,658.00

Dawson, Marco (71.71)

2007	70	80				150	CUT	
2008	72	71	69	68		280	T42	\$11,900.00
2009	74	72				146	CUT	
2010	69	71	70	68		278	T23	32,040.00
2012	72	78				150	CUT	
							Total	\$43,940.00

Day, Glen (69.81)


2007	67	69	77	71		284	T70	\$7,035.00
2008	70	73	70	69		282	T54	8,085.00
2009	72	70	64	69		275	T15	57,600.00
2010	70	68	68	70		276	T17	54,000.00
							Total	\$126,720.00


Day, Jason (69.50)


2009	68	71	72	67		278	T28	\$21,960.00
							Total	\$21,960.00

Jugador	Año	1st	2nd	3rd	4th	Total	Final	Ganancias USD
Player	Year	1st	2nd	3rd	4th	Total	Finish	Earnings USD
de Jonge, Brendon (69.08)								
	2007	69	71	68	65	273	T9	\$91,000.00
	2009	69	70	69	67	275	T15	57,600.00
	2010	70	68	67	76	281	T40	12,960.00
							Total	\$161,560.00
Deane, Stuart (72.50)								
	2007	72	73			145	CUT	
							Total	
DeLaet, Graham (71.50)								
	2010	73	70			143	CUT	
							Total	
Delahoussaye, Brent (71.50)								
	2010	74	69			143	CUT	
							Total	
 DeLeon, Daniel (73.50)								
	2007	72	75			147	CUT	
							Total	
Delsing, Jay (74.17)								
	2007	74	74			148	CUT	
	2008	73	73			146	CUT	
	2010	78	73			151	CUT	
							Total	
Demsey, Todd (73.00)								
	2008	74	72			146	CUT	
							Total	
 Diaz, Roberto (73.75)								
	2013	73	80			153	CUT	
	2014	73	69			142	CUT	
							Total	
Dickerson, Bubba (70.00)								
	2007	68	67	70	75	280	T48	\$8,700.00
							Total	\$8,700.00


Jugador	Año	1st	2nd	3rd	4th	Total	Final	Ganancias USD
Player	Year	1st	2nd	3rd	4th	Total	Finish	Earnings USD
DiMarco, Chris (71.25)								
	2009	69	70	74	72	285	T65	\$7,344.00
							Total	\$7,344.00
Dougherty, Nick (71.00)								
	2010	73	69			142	CUT	
							Total	
Driscoll, James (73.50)								
	2008	82	83			165	CUT	
	2009	73	74			147	CUT	
	2011	75	72			147	CUT	
	2013	69	68	68	71	276	T31	\$35,580.00
							Total	\$35,580.00
Dufner, Jason (70.88)								
	2008	70	73	69	77	289	T71	\$6,895.00
	2009	68	69	70	71	278	T28	21,960.00
							Total	\$28,855.00
Dugas, Eric (72.50)								
	2014	71	74			145	CUT	
							Total	
Duke, Ken (68.25)								
	2014	69	63	70	71	273	T9	\$141,171.43
							Total	\$141,171.43
Dunlap, Scott (80.00)								
	2012	80				80	W/D	
							Total	
Durant, Joe (69.70)								
	2008	71	69	66	69	275	T12	\$64,500.00
	2009	72	67	70	69	278	T28	21,960.00
	2010	64	66	69	72	271	T2	316,800.00
	2011	76	70			146	CUT	
	2012	73	73			146	CUT	
	2013	70	68	71	69	278	T45	18,060.00
							Total	\$421,320.00

Jugador	Año	1st	2nd	3rd	4th	Total	Final	Ganancias USD
Player	Year	1st	2nd	3rd	4th	Total	Finish	Earnings USD
Duval, David (74.25)								
	2010	71	79			150	CUT	
	2012	77	79			156	CUT	
	2013	67	73	75	73	288	T75	\$11,340.00
							Total	\$11,340.00
Edwards, Joel (74.00)								
	2007	72	76			148	CUT	
							Total	
Elder, Brad (71.25)								
	2008	69	71	75	70	285	T63	\$7,420.00
							Total	\$7,420.00
Elkington, Steve (69.50)								
	2007	69	71	69	66	275	T18	\$41,125.00
	2010	72	70			142	CUT	
							Total	\$41,125.00
Ellis, Danny (69.75)								
	2007	72	67	74	66	279	T41	\$12,250.00
							Total	\$12,250.00
English, Harris (67.50)								
	2013	68	62	68	65	263	1	\$1,080,000.00
	2014	67	71	69	70	277	T37	\$26,230.00
							Total	\$1,106,230.00
Ernst, Derek (70.75)								
	2013	69	70	72	72	283	T69	\$12,000.00
							Total	\$12,000.00
	Espinoza, Efrén Serna (73.00)							
	2007	71	75			146	CUT	
							Total	
Estes, Bob (67.75)								
	2013	68	69	69	69	271	T10	\$156,000.00
							Total	\$156,000.00

Jugador	Año	1st	2nd	3rd	4th	Total	Final	Ganancias USD
Player	Year	1st	2nd	3rd	4th	Total	Finish	Earnings USD
Every, Matt (69.00)								
	2010	69	71			140	DQ	
	2012	67	71	69	66	273	T3	\$214,600.00
	2013	71	67	68	71	277	T36	\$25,833.34
							Total	\$240,433.34
Fathauer, Derek (72.50)								
	2009	72	76			148	CUT	
	2014	68	71	77	71	287	73	\$11,834.00
							Total	\$11,834.00
	Favela, Armando (74.00)							
	2012	75	73			148	CUT	
							Total	
Faxon, Brad (71.50)								
	2010	71	68	71	73	283	T55	\$8,172.00
	2011	75	71			146	CUT	
							Total	\$8,172.00
Fdez-Castano, Gonzalo (70.33)								
	2008	72				72	DQ	
	2009	73	66	74	68	281	T49	\$8,658.00
	2014	71	67	72	70	280	T51	\$14,444.00
							Total	\$23,102.80
Ferrie, Kenneth (69.00)								
	2008	65	72	72	67	276	T19	\$45,500.00
							Total	\$45,500.00
Finau, Tony (68.00)								
	2014	65	72	70	65	272	T7	\$196,725.00
							Total	\$196,725.00
Flanagan, Nick (68.25)								
	2008	75	66	68	64	273	T9	\$98,000.00
							Total	\$98,000.00
Flesch, Steve (73.00)								
	2012	71	75			146	CUT	
							Total	

Jugador	Año	1st	2nd	3rd	4th	Total	Final	Ganancias USD
Player	Year	1st	2nd	3rd	4th	Total	Finish	Earnings USD
Flores, Martin (71.00)								
	2012	77	67	73	66	283	T46	\$10,779.34
	2013	69	71	74	71	285	T72	\$11,70000
	2014	71	71			142	CUT	
							Total	\$22,479.34
Floyd, Robert (74.50)								
	2008	77	72			149	CUT	
							Total	
Forsman, Dan (74.00)								
	2008	74	74			148	CUT	
							Total	
Fox, Ben (72.00)								
	2009	75	68			143	CUT	
	2010	73	72			145	CUT	
							Total	
Franco, Angel (72.50)								
	2007	74	71			145	CUT	
							Total	
Franco, Carlos (72.30)								
	2007	74	70			144	CUT	
	2008	72	73			145	CUT	
	2009	71	72			143	CUT	
	2010	71	73			144	CUT	
	2011	73	74			147	CUT	
							Total	
 Fraustro, Oscar (70.00)								
	2012	76	72			148	CUT	
	2013	72	68	69	70	279	T49	\$14,660.00
	2014	68	67	69	60	273	T9	\$141,171.43
							Total	\$155,831.43

Jugador	Año	1st	2nd	3rd	4th	Total	Final	Ganancias USD
Player	Year	1st	2nd	3rd	4th	Total	Finish	Earnings USD
Frazar, Harrison (71.56)								
	2007	69	73			142	CUT	
	2008	71	72	73	70	286	T66	\$7,210.00
	2009	70	70	67	70	277	T20	36,315.00
	2010	74	74			148	CUT	
	2012	72	75			147	CUT	
	2013	74	71			145	CUT	
							Total	\$43,525.00
Freeman, Cody (74.50)								
	2008	72	77			149	CUT	
							Total	
Freeman, Robin (72.50)								
	2010	70	71	77	72	290	74	\$6,912.00
							Total	\$6,912.00
Funk, Fred (70.33)								
	2007	62	69	64	71	266	1	\$630,000.00
	2008	73	71	66	75	285	T63	\$7,420.00
	2011	74	71			145	CUT	
	2012	73	71	72	68	284	T49	\$9,040.33
	2013	75				75	W/D	
	2014	69	65	69	70	273	T9	\$141,171.42
							Total	\$787,631.75
Gainey, Tommy (69.86)								
	2008	66	74	73	69	282	T54	\$8,085.00
	2009	72	73			145	CUT	
	2011	68	68	68	72	276	T19	\$37,777.00
	2013	71	65	68	71	275	T23	\$49,350.00
							Total	\$95,212.00
Gallagher, Jr., Jim (77.50)								
	2008	75	80			155	CUT	
							Total	

Jugador	Año	1st	2nd	3rd	4th	Total	Final	Ganancias USD
Player	Year	1st	2nd	3rd	4th	Total	Finish	Earnings USD
Gamez, Robert (72.19)								
	2007	69	69	70	75	283	T66	\$7,245.00
	2008	73	75			148	CUT	
	2009	77	72			149	CUT	
	2010	72	72			144	CUT	
	2011	69	68	71	73	281	T50	8,855.34
	2012	75	75			150	CUT	
							Total	\$16,100.34
Gangluff, Stephen (73.00)								
	2012	70	75	71	76	292	T73	\$7,141.00
							Total	\$7,141.00
 Garcia, Federico (71.50)								
	2011	71	72			143	CUT	
							Total	
Gardiner, Scott (69.25)								
	2013	70	70	69	68	277	T36	\$25,833.33
							Total	\$25,833.33
Garnett, Brice (71.00)								
	2013	73	69			142	CUT	
	2014	66	68	71	66	271	6	\$219,600.00
							Total	\$219,600.00
Garrigus, Robert (70.88)								
	2010	76	70			146	CUT	
	2013	72	70			142	CUT	
	2014	65	73	72	69	279	T49	\$15,616.00
							Total	\$15,616.00
Gates, Bobby (70.33)								
	2011	70	68	64	70	272	T5	\$121,175.00
	2013	74	76			150	CUT	
							Total	\$121,175.00

Jugador	Año	1st	2nd	3rd	4th	Total	Final	Ganancias USD
Player	Year	1st	2nd	3rd	4th	Total	Finish	Earnings USD
Gay, Brian (68.96)								
	2007	65	67	70	77	279	T41	\$12,250.00
	2008	66	67	62	69	264	1	630,000.00
	2009	68	70	71	68	277	T20	36,315.00
	2011	69	68	67	68	272	T5	121,175.00
	2012	72	68	74	71	285	T55	8,362.00
	2013	70	71	67	70	278	T45	18,060.00
							Total	\$826,162.00
Geiberger, Brent (71.33)								
	2007	73	62	70	73	278	T35	\$16,887.50
	2008	70	80			150	CUT	
							Total	\$16,887.50
Gibson, Kelly								
							Total	
Gillis, Tom (72.50)								
	2009	75	70			145	CUT	
							Total	
Gomez, Fabian (69.50)								
	2011	69	71	72	69	281	T50	\$8,855.33
	2014	70	66	72	67	275	T23	\$52,765.00
							Total	\$61,620.33
Glover, Lucas (70.50)								
	2013	70	70	70	72	282	T65	\$12,240.00
							Total	\$12,240.00
Gonzales, Andres (69.00)								
	2011	66	72	67	78	283	T58	\$8,140.00
	2014	69	67	66	67	269	T3	\$353,800
							Total	\$361,940.00
Goosen, Retief (70.75)								
	2014	68	71	75	69	283	T65	\$12,627.00
							Total	\$12,627.00

Jugador	Año	1st	2nd	3rd	4th	Total	Final	Ganancias USD
Player	Year	1st	2nd	3rd	4th	Total	Finish	Earnings USD
Gordon, Scott (71.50)								
	2011	73	66	71	76	286	T67	\$7,511.00
							Total	\$7,511.00
Gore, Jason (72.00)								
	2009	76				76	W/D	
	2010	66	71	68	77	282	T48	\$8,948.57
	2011	70	71	70	76	287	T71	\$7,252.00
	2012	75	75			150	CUT	
	2014	68	66	79	72	285	T71	\$12,017.00
							Total	\$28,217.57
Gossett, David (74.00)								
	2007	73	75			148	CUT	
							Total	
Gove, Jeff (72.75)								
	2008	76	71			147	CUT	
	2010	72	72			144	CUT	
							Total	
Gow, Paul (68.75)								
	2007	68	68	72	67	275	T18	\$41,125.00
							Total	\$41,125.00
Goydos, Paul (72.00)								
	2009	72	72			144	CUT	
							Total	
Green, Nathan (71.56)								
	2007	72	65	70	72	279	T41	\$12,250.00
	2009	72	68	79	77	296	78	6,624.00
	2011	73	69	71	75	288	T74	7,067.00
	2012	73	69	68	72	282	T37	15,170.00
							Total	\$41,111.00
Gronberg, Mathias (72.25)								
	2009	71	75			146	CUT	
	2010	67	76			143	CUT	
							Total	

RESULTADOS INDIVIDUALES POR JUGADOR • INDIVIDUAL PLAYER RESULTS

Jugador	Año	1st	2nd	3rd	4th	Total	Final	Ganancias USD
Player	Year	1st	2nd	3rd	4th	Total	Finish	Earnings USD
Gump, Scott (70.25)								
	2007	71	69	69	72	281	T55	\$7,805.00
							Total	\$7,805.00
Guthrie, Luke (70.38)								
	2013	71	70	70	69	280	T55	\$13,560.00
	2014	68	71	77	67	283	T65	\$12,627.00
							Total	\$26,187.00
Gutschewski, Scott (70.10)								
	2007	66	69	72	72	279	T41	\$12,250.00
	2009	70	74			144	CUT	
	2011	70	68	67	73	278	T35	17,469.28
							Total	\$29,719.28
Haas, Bill (68.50)								
	2007	66	66	70	67	269	5	\$140,000.00
	2009	73	65	74	67	279	T38	14,400.00
							Total	\$154,400.00
Haas, Hunter (70.50)								
	2012	68	75	71	68	282	T37	\$15,170.00
							Total	\$15,170.00
Hadley, Chesson (72.50)								
	2013	75	70			145	CUT	
							Total	
Hahn, James (73.50)								
	2013	73	74			147	CUT	
							Total	
Hallberg, Gary (70.50)								
	2007	70	71			141	CUT	
							Total	
Hamilton, Todd (72.00)								
	2010	71	68	69	71	279	T28	\$22,440.00
	2011	73	71			144	CUT	
	2012	76	77			153	CUT	
							Total	\$22,440.00

Jugador	Año	1st	2nd	3rd	4th	Total	Final	Ganancias USD
Player	Year	1st	2nd	3rd	4th	Total	Finish	Earnings USD
Hansen, Anders (70.00)								
	2007	69	71	68	72	280	T48	\$8,700.00
							Total	\$8,700.00
Harman, Brian (70.38)								
	2012	71	71	65	72	279	T26	\$27,935.00
	2013	72	70			142	CUT	
	2014	66	76			142	CUT	
							Total	\$27,935.00
Harrington, Pdraig (73.00)								
	2014	74	72			146	CUT	
							Total	
Hart, Dudley (70.78)								
	2007	68	69	72	71	280	T48	\$8,700.00
	2009	67	71	72	68	278	T28	21,960.00
	2014	79				79	DQ	
							Total	\$30,660.00
Hayes, J.P. (70.70)								
	2009	66	75	73	71	285	T65	\$7,344.00
	2010	65	67	69	71	272	T4	135,720.00
	2012	75	75			150	CUT	
							Total	\$143,064.00
Hearn, David (69.67)								
	2011	69	70	69	70	278	T35	\$17,469.29
	2012	68	73	77	66	284	T49	\$9,040.30
	2014	68	65	73	68	274	T16	\$85,574.28
							Total	\$112,083.91
Hebert, Scott (74.00)								
	2009	73	75			148	CUT	
							Total	
Heinen, Mike (73.25)								
	2007	68	77			145	CUT	
	2008	76	72			148	CUT	
							Total	

Jugador	Año	1st	2nd	3rd	4th	Total	Final	Ganancias USD
Player	Year	1st	2nd	3rd	4th	Total	Finish	Earnings USD
Heintz, Bob (71.63)								
	2007	70	67	73	73	283	T66	\$7,245.00
	2008	71	74			145	CUT	
	2009	74	71			145	CUT	
							Total	\$7,245.00
Hendrix, Matt (71.50)								
	2007	71	72			143	CUT	
							Total	
Henke, Nolan (73.50)								
	2007	79	68			147	CUT	
							Total	
Henninger, Brian (73.50)								
	2007	74	73			147	CUT	
							Total	
Henry, J.J. (69.00)								
	2009	66	66	69	68	269	2	\$388,800.00
	2010	70	69	69	74	282	T48	8,948.57
	2011	69	69	67	71	276	T19	37,777.00
	2012	72	69	68	67	276	T9	99,900.00
	2013	72	65	70	68	275	T23	49,350.00
	2014	70	69	70	69	2278	T44	18,958.80
							Total	\$603,734.37
Hensby, Mark (70.60)								
	2010	67	68	71	69	275	T13	\$67,500.00
	2011	66	70	70	72	278	T35	17,469.29
	2012	76	77			153	CUT	
							Total	\$84,969.29
Herman, Jim (69.67)								
	2011	71	71	69	70	281	T50	\$8,855.33
	2013	71				71	W/D	
	2014	67	69	69	70	275	T23	\$52,765.00
							Total	\$61,620.33

Jugador	Año	1st	2nd	3rd	4th	Total	Final	Ganancias USD
Player	Year	1st	2nd	3rd	4th	Total	Finish	Earnings USD
Herron, Tim (69.70)								
	2007	70	68	69	70	277	T31	\$21,218.75
	2008	70	70	64	73	277	T22	32,491.66
	2010	70	71	66	71	278	T23	32,040.00
	2011	71	71	65	70	277	T29	23,525.84
	2012	70	74	70	71	285	T55	8,362.00
							Total	\$117,638.25
Hicks, Justin (69.50)								
	2011	72	69	70	75	286	T67	\$7,511.00
	2013	69	67	66	67	269	T6	\$194,250.00
	2014	71	69		140		CUT	
							Total	\$201,761.00
Hinkle, Lon								
							Total	
Hoffman, Charley (69.33)								
	2012	75	70	72	72	289	T69	\$7,437.00
	2013	73	68	68	67	276	T31	\$35,580.00
	2014	66	68	67	66	267	1	\$1,098,000.00
							Total	\$1,141,017.00
Hoffmann, Morgan (69.75)								
	2013	69	71	72	67	279	T49	\$14,660.00
							Total	\$14,660.00
Holmes, J.B. (70.50)								
	2007	70	71			141	CUT	
							Total	
Homa, Max (69.00)								
	2014	68	71	69	68	276	T29	\$37,133.75
							Total	\$37,133.75
Horschel, Billy (69.38)								
	2011	70	65	70	70	275	T13	\$65,366.67
	2012	69	72	70	69	280	T30	23,495.00
							Total	\$88,861.67

Jugador	Año	1st	2nd	3rd	4th	Total	Final	Ganancias USD
Player	Year	1st	2nd	3rd	4th	Total	Finish	Earnings USD
Howell III, Charles (69.18)								
	2009	68	72	69	70	279	T38	\$14,400.00
	2010	68	71	66	72	277	T20	43,440.00
	2011	68	69	67	71	275	T13	65,366.66
	2012	67	71	69	71	278	T16	46,990.00
	2013	67	67	66	69	269	T6	194,250.00
	2014	73	71			144	CUT	
							Total	\$364,446.66
Hubbard, Mark (69.75)								
	2014	69	66	76	68	279	T49	\$15,616.00
							Total	\$15,616.00
Huh, John (68.58)								
	2012	67	70	71	63	271	1	\$666,000.00
	2013	70	68	71	66	275	T23	\$49,350.00
	2014	69	67	69	71	276	T29	\$37,133.75
							Total	\$752,483.75
Hulbert, Mike (75.00)								
	2007	78	72			150	CUT	
							Total	
Hurley III, Billy (70.63)								
	2012	73	71	69	70	283	T46	\$10,779.33
	2013	69	69	72	72	282	T65	\$12,420.00
	2014	67	68	71	68	275	T23	\$52,765.00
							Total	\$75,964.33
Huston, John (71.75)								
	2007	67	69	71	78	285	T72	\$6,860.00
	2008	71	75			146	CUT	
	2009	67	70	70	74	281	T49	8,658.00
	2011	75	74			149	CUT	
							Total	\$15,518.00
Hutsell, David (78.50)								
	2012	78	79			157	CUT	
							Total	
Imada, Ryuji (69.25)								
	2007	70	66	72	69	277	T31	\$21,218.75
							Total	\$21,218.75

Jugador	Año	1st	2nd	3rd	4th	Total	Final	Ganancias USD
Player	Year	1st	2nd	3rd	4th	Total	Finish	Earnings USD
Immelman, Trevor (72.00)								
	2013	74	70			144	CUT	
							Total	
Isehour, Tripp (70.00)								
	2007	68	70	70	72	280	T48	\$8,700.00
							Total	\$8,700.00
Jacobson, Freddie (69.57)								
	2009	77	67			144	CUT	
	2011	68	67	70	71	276	T19	\$37,777.00
	2013	70	69	67	66	272	T12	\$126,000.00
	2014	69	70	70	73	282	T62	\$13,054.00
							Total	\$176,831.00
Janzen, Lee (72.70)								
	2007	70	73			143	CUT	
	2008	73	75			148	CUT	
	2009	73	72			145	CUT	
	2011	74	69			143	CUT	
	2012	74	74			148	CUT	
							Total	
Jobe, Brandt (71.50)								
	2012	74	70	72	70	286	T60	\$8,066.00
							Total	\$8,066.00
Johnson, Kevin (71.50)								
	2010	73	70			143	CUT	
							Total	
Johnson, Richard (69.47)								
	2007	70	71			141	CUT	
	2008	70	70	70	71	281	T48	\$8,796.67
	2009	71				71	W/D	
	2010	68	71	68	65	272	T4	135,720.00
	2011	68	71	74	65	278	T35	17,469.28
	2012	70	66	72	69	277	T12	74,925.00
							Total	\$236,910.95

Jugador	Año	1st	2nd	3rd	4th	Total	Final	Ganancias USD
Player	Year	1st	2nd	3rd	4th	Total	Finish	Earnings USD
Johnson, Tom (72.00)								
	2007	71	73			144	CUT	
							Total	
Jones, Kent (70.93)								
	2008	78	74			152	CUT	
	2009	70	72	66	71	279	T38	\$14,400.00
	2010	71	72			143	CUT	
	2011	67	68	69	69	273	11	92,500.00
	2012	73	73			146	CUT	
							Total	\$106,900.00
Jones, Matt (70.42)								
	2008	67	72	70	68	277	T22	\$32,491.67
	2009	74	69			143	CUT	
	2012	74	75			149	CUT	
	2013	69	69	68	70	276	T31	\$35,580.00
							Total	\$68,071.67
Jones, Steve (71.75)								
	2007	68	68	72	79	287	76	\$6,650.00
							Total	\$6,650.00
Kalinowski, Tom (73.50)								
	2007	73	74			147	CUT	
							Total	
Kanada, Craig (69.25)								
	2007	67	68	71	70	276	T26	\$25,900.00
	2008	67	73	66	72	278	T28	22,290.62
							Total	\$48,190.62
Kang, Sung (69.50)								
	2011	67	67	69	73	276	T19	\$37,777.00
	2012	68	76	69	67	280	T30	23,495.00
							Total	\$61,272.00
Karlsson, Robert (67.25)								
	2013	63	67	67	72	269	T6	\$194,250.00
							Total	\$194,250.00

Jugador	Año	1st	2nd	3rd	4th	Total	Final	Ganancias USD
Player	Year	1st	2nd	3rd	4th	Total	Finish	Earnings USD
Kaye, Jonathan (71.30)								
	2008	74	72			146	CUT	
	2010	70	70	72	75	287	T67	\$7,308.00
	2011	72	68	70	70	280	T45	10,833.60
							Total	\$18,141.60
Kelly, Jerry (69.50)								
	2007	68	69	71	68	276	T26	\$25,900.00
	2009	70	69	66	68	273	T6	105,171.43
	2010	68	72	69	70	279	T28	22,440.00
	2011	69	69	67	76	281	T50	8,855.33
	2012	73	71	72	70	286	T60	8,066.00
	2013	69	73			142	CUT	
	2014	69	66	67	68	270	5	\$244,000.00
							Total	\$414,432.76
Kelly, Troy (72.80)								
	2009	82				82	W/D	
	2012	72	73	68	69	282	T37	\$15,170.00
							Total	\$15,170.00
Kendall, Skip (70.13)								
	2007	69	69	63	72	273	T9	\$91,000.00
	2008	74	72			146	CUT	
	2010	70	69	69	64	272	T4	135,720.00
	2011	74	73			147	CUT	
	2012	71	72	70	71	284	T49	9,040.33
							Total	\$235,760.33
Killeen, J.J. (74.00)								
	2012	74	74			148	CUT	
							Total	
Kim, Bio (71.50)								
	2011	72	71			143	CUT	
							Total	
Kim, Whee (71.00)								
	2014	70	72			142	CUT	
							Total	

Jugador	Año	1st	2nd	3rd	4th	Total	Final	Ganancias USD
Player	Year	1st	2nd	3rd	4th	Total	Finish	Earnings USD
Kisner, Kevin (72.00)								
	2011	76	71			147	CUT	
	2012	75	73			148	CUT	
	2013	65	75	67	74	281	T60	\$12,960.00
							Total	\$12,960.00
Knost, Colt (69.50)								
	2008	70	70	69	70	279	T36	\$16,129.17
	2009	75	66	72	70	283	T60	7,884.00
	2011	71	68	67	71	277	T29	23,525.83
	2012	69	71	67	66	273	T3	214,600.00
	2014	68	70	69	70	277	T37	26,230.00
							Total	\$288,369.00
Knox, Russell (69.42)								
	2012	74	67	68	71	280	T30	\$23,495.00
	2013	67	70	68	71	276	T31	\$35,580.00
	2014	69	68	70	70	277	T37	\$26,230.00
							Total	\$85,305.00
Koepka, Brooks (71.50)								
	2013	72	71			143	CUT	
							Total	
Kohut, J.T. (74.00)								
	2008	76	72			148	CUT	
							Total	
Kokrak, Jason (68.50)								
	2014	66	69	72	67	274	T16	\$85,574.29
							Total	\$85,574.29
Kontak, Brian (73.00)								
	2008	75	71			146	CUT	
							Total	
Kraft, Greg (70.25)								
	2008	67	72	67	70	276	T19	\$45,500.00
	2010	69	70	76	71	286	T63	7,596.00
							Total	\$53,096.00

Jugador	Año	1st	2nd	3rd	4th	Total	Final	Ganancias USD
Player	Year	1st	2nd	3rd	4th	Total	Finish	Earnings USD
Kresge, Cliff (69.63)								
	2008	68	71	64	66	269	5	\$140,000.00
	2009	74	71			145	CUT	
	2010	68	75			143	CUT	
							Total	\$140,000.00
Kuchar, Matt (67.88)								
	2007	71	68	70	66	275	T18	\$41,125.00
	2008	68	69	64	67	268	T3	203,000.00
							Total	\$244,125.00
La'Cassie, Bronson (75.00)								
	2013	77	73			150	CUT	
							Total	
LaBelle II, Doug (69.63)								
	2007	70	67	67	72	276	T26	\$25,900.00
	2008	70	71	73	67	281	T48	8,796.66
							Total	\$34,696.66
Laird, Martin (73.67)								
	2008	68	73	74	80	295	74	\$6,720.00
	2009	75	72			147	CUT	
							Total	\$6,720.00
Lamely, Derek (72.75)								
	2009	71	74			145	CUT	
	2010	73	73			146	CUT	
							Total	
Lancaster, Neal (70.38)								
	2007	69	68	74	74	285	T72	\$6,860.00
	2008	70	70	68	70	278	T28	22,290.62
							Total	\$29,150.62
Langley, Scott (70.83)								
	2013	70	72			142	CUT	
	2014	69	70	74	70	283	T65	\$12,627.00
							Total	\$12,627.00

Jugador	Año	1st	2nd	3rd	4th	Total	Final	Ganancias USD
Player	Year	1st	2nd	3rd	4th	Total	Finish	Earnings USD
Lara, José Manuel (70.31)								
	2007	71	68	78		217	W/D	
	2009	70	66	69	69	274	T13	\$72,000.00
	2011	72	70	64	71	277	T29	23,525.84
	2012	77	69			146	CUT	
							Total	\$95,525.84
Larrazabal, Pablo (72.00)								
	2009	66	78			144	CUT	
							Total	
Lee, Dong-hwan (73.50)								
	2013	73	74			147	CUT	
							Total	
Lee, Danny (69.20)								
	2012	73				73	W/D	
	2013	72	71			143	CUT	
	2014	66	69	67	67	269	T3	\$353,800.00
							Total	\$353,800.00
Lee, Richard (73.00)								
	2012	77	69			146	CUT	
	2013	75	65	72	73	285	T72	\$11,700.00
							Total	\$11,700.00
Lehman, Tom (69.50)								
	2009	70	68	70	73	281	T49	\$8,658.00
	2011	70	70	66	69	275	T13	65,366.67
	2012	70	72	70	66	278	T16	46,990.00
							Total	\$121,014.67
Leishman, Marc (73.00)								
	2009	72	74			146	CUT	
							Total	
Leonard, Justin (68.17)								
	2013	70	67	65	67	269	T6	\$194,250.00
	2014	70	69			140	CUT	
							Total	\$194,250.00

Jugador	Año	1st	2nd	3rd	4th	Total	Final	Ganancias USD
Player	Year	1st	2nd	3rd	4th	Total	Finish	Earnings USD
Letzig, Michael (71.30)								
	2008	71	73	71	65	280	T42	\$11,900.00
	2009	69	70	74	74	287	74	6,912.00
	2011	75	71			146	CUT	
							Total	\$18,812.00
Levet, Thomas (71.00)								
	2007	71	74			145	CUT	
	2010	66	70	69	76	281	T40	\$12,960.00
							Total	\$12,960.00
Levin, Spencer (69.64)								
	2009	72	72			144	CUT	
	2010	69	69	70	71	279	T28	\$22,440.00
	2011	68	67	67	65	267	2	399,600.00
	2012	73	71	69	68	281	T34	19,980.00
	2013	70	68	65	77	280	T55	13,560.00
	2014	71	68	75	67	281	T56	13,603.00
							Total	\$469,183.00
Lewis, J.L. (70.25)								
	2010	71	69	70	71	281	T40	\$12,960.00
							Total	\$12,960.00
Lickliter II, Frank (71.60)								
	2009	72	72			144	CUT	
	2010	72	68	70	69	279	T28	\$22,440.00
	2011	73	72			145	CUT	
	2012	76	72			148	CUT	
							Total	\$22,440.00
Lile, Craig (71.50)								
	2007	71	72			143	CUT	
							Total	
Lingmerth, David (72.25)								
	2013	74	72			146	CUT	
	2014	73	70			143	CUT	
							Total	

Jugador	Año	1st	2nd	3rd	4th	Total	Final	Ganancias USD
Player	Year	1st	2nd	3rd	4th	Total	Finish	Earnings USD
Loar, Edward (73.67)								
	2012	69	74	68	77	288	T63	\$7,733.00
	2013	78	76			154	CUT	
							Total	\$7,733.00
Lonard, Peter (68.93)								
	2007	65	68	67	67	267	3	\$238,000.00
	2008	68	71	64	68	271	T7	112,875.00
	2009	69	69	73	69	280	T46	10,488.00
	2012	74	73			147	CUT	
							Total	\$361,363.00
Loupe, Andrew (71.00)								
	2013	71	71			142	CUT	
							Total	
Love III, Davis (69.50)								
	2013	69	68	68	72	277	T36	\$25,833.34
	2014	66	74			140	CUT	
							Total	\$25,833.34
Lovemark, Jamie (70.50)								
	2013	68	69	70	75	282	T65	\$12,420.00
							Total	\$12,420.00
Lowery, Steve (69.25)								
	2011	72	65	68	72	277	T29	\$23,525.83
							Total	\$23,525.83
Luna, Santiago (72.70)								
	2008	76	74			150	CUT	
	2009	74	72			146	CUT	
	2010	71	70	68	72	281	T40	\$12,960.00
	2011	75	75			150	CUT	
							Total	\$12,960.00
Lunde, Bill (72.00)								
	2009	74	70			144	CUT	
							Total	


Jugador	Año	1st	2nd	3rd	4th	Total	Final	Ganancias USD
Player	Year	1st	2nd	3rd	4th	Total	Finish	Earnings USD
Lutterus, David (70.38)								
	2008	65	69	73	71	278	T28	\$22,290.63
	2010	72	68	75	70	285	T61	7,812.00
							Total	\$30,102.63
Lyle, Jarrod (68.90)								
	2007	72	65	71	70	278	T35	\$16,887.50
	2009	65	71	66	71	273	T6	105,171.43
	2010	65	72	69	67	273	T9	100,800.00
	2011	69	66	67	70	272	T5	121,175.00
	2012	73	69	71	69	282	T37	15,170.00
							Total	\$359,203.93
MacKenzie, Will (69.83)								
	2011	71	69	69	73	282	T56	\$8,399.00
	2012	72	73	69	70	284	T49	9,040.33
	2013	69	69	69	65	272	T12	126,000.00
	2014	65	68	74	66	273	T9	141,171.43
							Total	\$284,610.76
Magee, Andrew (72.50)								
	2008	69	76			145	CUT	
							Total	
Maggert, Jeff (69.50)								
	2010	66	70	71	70	277	T20	\$43,440.00
	2011	74	70			144	CUT	
	2013	69	66	69	70	274	T16	84,171.43
							Total	\$127,611.43
Mallinger, John (72.50)								
	2011	75	70			145	CUT	
							Total	
Malnati, Peter (68.25)								
	2013	69	69	70	65	273	15	\$108,000.00
							Total	\$108,000.00
Marino, Steve (68.36)								
	2007	68	68	69	67	272	8	\$108,500.00
	2008	67	69	64	66	266	2	378,000.00
	2009	70	68	69	70	277	T20	36,315.00
	2013	77	65			142	CUT	
							Total	\$522,815.00


Jugador	Año	1st	2nd	3rd	4th	Total	Final	Ganancias USD
Player	Year	1st	2nd	3rd	4th	Total	Finish	Earnings USD
Martin, Ben (69.83)								
	2013	69	70	68	69	276	T31	\$35,580.00
	2014	72	71			143	CUT	
							Total	\$35,580.00
Martin, Pablo (72.13)								
	2007	70	69	70	73	282	T63	
	2008	73	77			150	CUT	
	2010	75	70			145	CUT	
							Total	
Maruyama, Daisuke (70.83)								
	2007	71	67	70	70	278	T35	\$16,887.50
	2008	71	76			147	CUT	
							Total	\$16,887.50
Maruyama, Shigeki (70.00)								
	2007	73				73	W/D	
	2008	69	68	71	72	280	T42	\$11,900.00
	2009	67	72	66	73	278	T28	21,960.00
	2010	66	71	73	69	279	T28	22,440.00
							Total	\$56,300.00
Mathis, David (71.38)								
	2009	70	71	76	71	288	75	\$6,840.00
	2011	68	70	69	76	283	T58	8,140.00
							Total	\$14,980.00
Matteson, Troy (73.00)								
	2013	74	72			146	CUT	
							Total	
Mattiace, Len (71.57)								
	2007	73	75			148	CUT	
	2008	70	74	70	69	283	T56	\$7,875.00
	2010	71	77			148	CUT	
	2011	72	72			144	CUT	
	2013	69	68	69	73	279	T49	14,660.00
							Total	\$22,535.00

Jugador	Año	1st	2nd	3rd	4th	Total	Final	Ganancias USD
Player	Year	1st	2nd	3rd	4th	Total	Finish	Earnings USD
May, Bob (68.75)								
	2008	69	71	67	68	275	T12	\$64,500.00
							Total	\$64,500.00
Mayfair, Billy (69.83)								
	2010	72	65	71	70	278	T23	\$32,040.00
	2011	73	66	72	72	283	T58	8,140.00
	2012	70	68	70	69	277	T12	74,925.00
							Total	\$115,105.00
McCallister, Blaine (73.00)								
	2007	71	75			146	CUT	
							Total	
McCarron, Scott (71.33)								
	2011	69	68	68	71	276	T19	\$37,777.00
	2012	74	78			152	CUT	
							Total	\$37,777.00
McDowell, Graeme (70.50)								
	2007	67	70	72	73	282	T63	\$7,455.00
							Total	\$7,455.00
McGirt, William (69.50)								
	2011	68	67	69	72	276	T19	\$37,777.00
	2012	69	72	73	65	279	T26	27,935.00
	2013	70	68	74	66	278	T45	18,060.00
	2014	70	70			140	CUT	
							Total	\$83,772.00
McGovern, Jim (70.17)								
	2008	72	72	68	67	279	T36	\$16,129.17
	2010	71	71			142	CUT	
							Total	\$16,129.17
McLachlin, Parker (69.38)								
	2007	69	68	69	69	275	T18	\$41,125.00
	2008	67	74	69	70	280	T42	11,900.00
							Total	\$53,025.00

Jugador	Año	1st	2nd	3rd	4th	Total	Final	Ganancias USD
Player	Year	1st	2nd	3rd	4th	Total	Finish	Earnings USD
McLardy, Andrew (71.00)								
	2010	71	71			142	CUT	
							Total	
McLean, Jon (75.00)								
	2011	77	77			154	CUT	
	2012	71	75			146	CUT	
							Total	
McLuen, Jay (68.50)								
	2013	67	69	69	69	274	T16	\$84,171.43
							Total	\$84,171.43
McNeill, George (71.55)								
	2007	64	70	75	76	285	T72	\$6,860.00
	2009	75	72			147	CUT	
	2011	73	67	66	74	280	T45	10,833.60
	2013	75				75	W/D	
							Total	\$17,693.60
McQuillan, Matt (74.50)								
	2011	76	72			148	CUT	
	2012	82	68			150	CUT	
							Total	
McRoy, Spike (72.75)								
	2010	73	67	75	76	291	75	\$6,840.00
							Total	\$6,840.00
Merrick, John (69.64)								
	2007	64	69	73	74	280	T48	\$8,700.00
	2008	64	68	69	67	268	T3	203,000.00
	2009	68	68	70	72	278	T28	21,960.00
	2010	68	72	70	72	282	T48	8,948.57
	2011	68	70	65	77	280	T45	10,833.60
	2012	71	67	74	70	282	T37	15,170.00
	2014	70	69	73	68	280	T51	14,444.80
							Total	\$283,056.97

Jugador	Año	1st	2nd	3rd	4th	Total	Final	Ganancias USD
Player	Year	1st	2nd	3rd	4th	Total	Finish	Earnings USD
Merritt, Troy (73.50)								
	2010	74	73			147	CUT	
							Total	
Micheel, Shaun (71.63)								
	2008	75	75			150	CUT	
	2010	68	68	70	70	276	T17	\$54,000.00
	2012	73	74			147	CUT	
							Total	\$54,000.00
Miller, Zack (75.50)								
	2011	73	64	69	74	280	T45	\$10,833.60
	2012	81	92			173	CUT	
							Total	\$10,833.60
Mills, Jon (71.50)								
	2008	73	71	70	72	286	T66	\$7,210.00
							Total	\$7,210.00
Mize, Larry (68.75)								
	2007	71	66	71	65	273	T9	\$91,000.00
	2008	65	74	69	69	277	T22	32,491.67
							Total	\$123,491.67
Molder, Bryce (71.83)								
	2007	73	72			145	CUT	
	2009	72	69	73	72	286	T72	\$7,020.00
							Total	\$7,020.00
Moore, Ryan (68.75)								
	2013	67	67	71	70	275	T23	\$49,350.00
							Total	\$49,350.00
Morse, John (70.90)								
	2007	71	71			143	CUT	
	2008	71	72	72	71	286	T66	\$7,210.00
	2010	70	68	71	71	280	T37	\$16,920.00
							Total	\$24,130.00

Jugador	Año	1st	2nd	3rd	4th	Total	Final	Ganancias USD
Player	Year	1st	2nd	3rd	4th	Total	Finish	Earnings USD
Mulroy, Garth (74.00)								
	2010	74	77			151	CUT	
	2012	71	74	76	72	293	75	\$7,030.00
							Total	\$7,030.00
	Muñoz, Alejandro (75.00)							
	2012	77	73			150	CUT	
							Total	
Na, Kevin (68.63)								
	2009	68	62	72	70	272	5	\$144,000.00
	2013	71	70	71	65	277	T36	25,833.330
							Total	\$169,833.33
Nitties, James (70.50)								
	2009	69	66	69	69	273	T6	\$105,171.43
	2010	75	75			150	CUT	
							Total	\$105,171.43
Noh, Seung-Yul (69.75)								
	2012	68	70	73	67	278	T16	\$46,990.00
	2013	69	70	71	70	280	T55	13,560.00
							Total	\$60,550.00
Norman, Greg (75.25)								
	2008	70	79			149	CUT	
	2012	79	73			152	CUT	
							Total	
O'Hair, Sean (73.50)								
	2013	71	76			147	CUT	
							Total	
O'Hern, Nick (69.38)								
	2009	72	70	68	67	277	T20	\$36,315.00
	2011	70	69	70	69	278	T35	17,469.28
							Total	\$53,784.28
O'Neal, Tim (73.00)								
	2007	72	74			146	CUT	
							Total	


Jugador	Año	1st	2nd	3rd	4th	Total	Final	Ganancias USD
Player	Year	1st	2nd	3rd	4th	Total	Finish	Earnings USD
Ogilvie, Joe (70.36)								
	2007	72	66	68	69	275	T18	\$41,125.00
	2008	70	71	64	70	275	T12	64,500.00
	2009	72	73			145	CUT	
	2010	69	70	75	72	286	T63	7,596.00
	2011	71	70	68	68	277	T29	23,525.83
	2012	73	75			148	CUT	
	2013	74	68			142	CUT	
							Total	\$136,746.83
Oh, David (75.50)								
	2008	77	74			151	CUT	
							Total	
Oh, James (73.50)								
	2009	71	76			147	CUT	
							Total	
Olazabal, José Maria (72.00)								
	2012	72	72	74	70	288	T63	\$7,733.00
							Total	\$7,733.00
Olson, Leif (71.50)								
	2009	74	69			143	CUT	
							Total	
Oriol, Pedro (73.00)								
	2010	76	70			146	CUT	
							Total	
	Ortiz, Carlos (68.25)							
	2014	67	69	69	68	273	T9	\$141,171.43
							Total	\$141,171.43
Osborn, Garrett (71.00)								
	2014	72	70			142	CUT	
							Total	

Jugador	Año	1st	2nd	3rd	4th	Total	Final	Ganancias USD
Player	Year	1st	2nd	3rd	4th	Total	Finish	Earnings USD
Overton, Jeff (69.20)								
	2007	69	72			141	CUT	
	2013	68	70	70	67	275	T23	\$49,350.00
	2014	71	66	70	69	276	T29	\$37,133.75
							Total	\$86,483.75
Owen, Greg (69.67)								
	2007	70	71			141	CUT	
	2009	67	71	65	74	277	T20	\$36,315.00
	2012	67	67	73	71	278	T16	46,990.00
	2014	71	69			140	CUT	
							Total	\$83,305.00
Palmer, Ryan (71.67)								
	2008	70	79			149	CUT	
	2013	70	71	67	73	281	T60	\$12,960.00
							Total	\$12,960.00
Pampling, Rod (71.00)								
	2011	70	70	72	72	284	T63	\$7,881.00
							Total	\$7,881.00
Pappas, Brenden (73.50)								
	2008	73	74			147	CUT	
	2010	76	71			147	CUT	
							Total	
Park, Jin (70.75)								
	2008	69	75	68	71	283	T56	\$7,875.00
							Total	\$7,875.00
Park, Sung Joon (70.25)								
	2014	70	67	76	67	281	T56	\$13,603.00
							Total	\$13,603.00
Parnevik, Jesper (70.71)								
	2007	69	67	73	69	278	T35	\$16,887.50
	2008	72	71	70	72	285	T63	7,420.00
	2009	73	69	71	69	282	T57	8,064.00
	2011	74	71			145	CUT	
							Total	\$32,371.50


Jugador	Año	1st	2nd	3rd	4th	Total	Final	Ganancias USD
Player	Year	1st	2nd	3rd	4th	Total	Finish	Earnings USD
Paulson, Carl (72.50)								
	2011	72	73			145	CUT	
							Total	
Paulson, Dennis (73.00)								
	2007	73	73			146	CUT	
							Total	
Pavin, Corey (68.75)								
	2008	72	68	67	68	275	T12	\$64,500.00
	2009	67	68	69	71	275	T15	57,600.00
							Total	\$122,100.00
Percy, Cameron (70.57)								
	2010	75				75	W/D	
	2011	68	66	70	72	276	T19	\$37,777.00
	2014	73	70			143	CUT	
							Total	\$37,777.00
Perez, Pat (69.33)								
	2007	71	69	65	69	274	T13	\$63,700.00
	2013	66	68	71	69	274	T16	84,171.43
	2014	66	73	72	73	284	T69	12,261.00
							Total	\$160,130.43
Perkins, Travis (73.00)								
	2008	72	74			146	CUT	
							Total	
Pernice Jr., Tom (69.25)								
	2010	66	68	71	73	278	T23	\$32,040.00
	2011	69	68	67	72	276	T19	37,777.00
							Total	\$69,817.00
Peterson, John (79.88)								
	2012	73	72	72	68	285	T55	\$8,362.00
	2014	69	67	70	68	274	T16	\$85,574.28
							Total	\$93,936.28

Jugador	Año	1st	2nd	3rd	4th	Total	Final	Ganancias USD
Player	Year	1st	2nd	3rd	4th	Total	Finish	Earnings USD
Petrovic, Tim (68.83)								
	2008	67	71	67	66	271	T7	\$112,875.00
	2012	72	72	66	68	278	T16	46,990.00
	2013	71	68	70	68	277	T36	25,833.33
							Total	\$185,698.33
Pettersson, Carl (71.75)								
	2010	70	71	73	73	287	T67	\$7,308.00
	2011	74	72			146	CUT	
	2014	70	71			141	CUT	
							Total	\$7,308.00
Philo, Jr., Ron (71.00)								
	2007	72	70			142	CUT	
							Total	
Piercy, Scott (70.41)								
	2007	71	70			141	CUT	
	2008	72	71	71	70	284	T60	\$7,630.00
	2009	66	69	69	73	277	T20	36,315.00
	2011	75	70			145	CUT	
	2013	76				76	W/D	
	2004	67	69	73	65	274	T16	85,574.29
							Total	\$129,519.29
Pitney Scott, (73.50)								
	2014	76	71			147	CUT	
							Total	
Garcia Pinto, Jordi (73.50)								
	2013	72	75			147	CUT	
							Total	
Piller, Martin (75.00)								
	2011	75	75			150	CUT	
							Total	
Pineo, Warren (73.00)								
	2008	71	75			146	CUT	
							Total	

Jugador	Año	1st	2nd	3rd	4th	Total	Final	Ganancias USD
Player	Year	1st	2nd	3rd	4th	Total	Finish	Earnings USD
Points, D.A. (71.00)								
	2009	71	72			143	CUT	
	2014	71	66	74	72	183	T65	\$12,627.00
							Total	\$12,627.00
Price, Aron (70.75)								
	2009	69	70	68	66	273	T6	\$105,171.43
	2010	76	74			150	CUT	
	2011	72	71			143	CUT	
							Total	\$105,171.43
Price, Nick (69.80)								
	2008	70	68	68	74	280	T42	\$11,900.00
	2012	69				69	W/D	
							Total	\$11,900.00
Price, Rick (74.50)								
	2009	75	74			149	CUT	
							Total	
Pride, Dicky (71.10)								
	2007	69	71	68	73	281	T55	\$7,805.00
	2008	73	78			151	CUT	
	2009	72	68	68	78	286	T72	7,020.00
	2010	72	70			142	CUT	
	2011	73	72			145	CUT	
	2012	68	72	68	66	274	T5	129,962.50
	2013	73	70			143	CUT	
							Total	\$144,787.50
Prugh, Alex (70.75)								
	2013	73	70			143	CUT	
	2014	69	71			140	CUT	
							Total	
Purdy, Ted (70.25)								
	2007	67	71	71	71	280	T48	\$8,700.00
	2008	77	73			150	CUT	
	2009	69	70	68	67	274	T13	72,000.00
	2010	69	69	67	70	275	T13	67,500.00
	2011	75	70			145	CUT	
							Total	\$148,200.00

Jugador	Año	1st	2nd	3rd	4th	Total	Final	Ganancias USD
Player	Year	1st	2nd	3rd	4th	Total	Finish	Earnings USD
Putnam, Michael (69.50)								
	2007	66	68	72	72	278	T35	\$16,887.50
	2013	69	69	69	70	277	T36	25,833.34
	2014	66	64	77	73	280	T51	14,444.34
							Total	\$165,570.64
Quigley, Brett (72.17)								
	2009	70	72	73	67	282	T57	\$8,064.00
	2011	73	78			151	CUT	
							Total	\$8,064.00
Quinn, Fran (69.50)								
	2010	72	67	70	69	278	T23	\$32,040.00
							Total	\$32,040.00
Quinney, Jeff (68.75)								
	2011	71	67	65	72	275	T13	\$65,366.66
							Total	\$65,366.66
Quiros, Alvaro (70.00)								
	2008	68	73	68	69	278	T28	\$22,290.63
	2013	67	70	66	71	274	T16	84,171.43
	2014	71	68	71	78	288	T74	11,651.00
							Total	\$118,113.06
	Quiroz, Alex (76.00)							
	2007	72	78			150	CUT	
	2010	78	76			154	CUT	
							Total	
Rahm, Jon (71.50)								
	2014	70	73			143	CUT	
							Total	
Randolph, Jonathan (70.00)								
	2014	69	71			140	CUT	
							Total	
Reavie, Chez (70.63)								
	2008	70	73	68	73	284	T60	\$7,630.00
	2009	70	70	69	72	281	T49	8,658.00
							Total	\$16,288.00

Jugador	Año	1st	2nd	3rd	4th	Total	Final	Ganancias USD
Player	Year	1st	2nd	3rd	4th	Total	Finish	Earnings USD
Reifers, Kyle (71.00)								
	2007	74	70			144	CUT	
	2012	75	73			148	CUT	
	2014	69	67	71	69	276	T29	\$37,133.75
							Total	\$37,133.75
Renner, Jim (70.75)								
	2011	72	69	71	71	283	T58	\$8,140.00
	2013	73	69			142	CUT	
	2014	72	69			141	CUT	
							Total	\$8,140.00
Ridings, Tag (71.13)								
	2007	70	73			143	CUT	
	2009	72	69	71	69	281	T49	\$8,658.00
	2011	74	71			145	CUT	
	2013	70	69	74	70	283	T69	12,000.00
							Total	\$20,658.00
Riegger, John (73.50)								
	2008	72	75			147	CUT	
							Total	
Riley, Chris (69.50)								
	2007	69	66	71	69	275	T18	\$41,125.00
	2008	72	68	69	68	277	T22	32,491.67
	2009	65	68	69	76	278	T28	21,960.00
	2010	68	68	70	69	275	T13	67,500.00
	2011	70	67	71	71	279	T42	13,690.00
	2012	73	72	70	69	284	T49	9,040.33
							Total	\$185,807.00
Roach, Wes (68.75)								
	2013	67	70	68	70	275	T23	\$49,350.00
							Total	\$49,350.00
Rocha, Alexandre (72.50)								
	2011	67	74	69	71	281	T50	\$8,855.33
	2012	79	75			154	CUT	
							Total	\$8,855.33

Jugador	Año	1st	2nd	3rd	4th	Total	Final	Ganancias USD
Player	Year	1st	2nd	3rd	4th	Total	Finish	Earnings USD
Rodgers, Patrick (69.25)								
	2014	70	70	77	77	277	T37	\$26,230.00
							Total	\$26,230.00
 Rodriguez, José de Jesús (71.83)								
	2008	74	76			150	CUT	
	2009	70	69	70	70	279	T38	\$14,400.00
	2011	76	72			148	CUT	
	2012	71	73	70	71	285	T55	8,362.00
	2013	72	72			144	CUT	
	2014	76	68			144	CUT	
							Total	\$22,762.00
Rollins, John (70.90)								
	2009	72	70	71	72	285	T65	\$7,344.00
	2013	72	74			146	CUT	
	2014	71	65	74	68	278	T44	\$18,958.80
							Total	\$26,302.80
Romero, Andres (72.75)								
	2011	76	73			149	CUT	
	2014	71	72			142	CUT	
							Total	
Ruiz, Gerardo (74.00)								
	2014	77	71			148	CUT	
							Total	
Rumford, Brett (73.00)								
	2008	71	73	77	71	292	73	\$6,790.00
							Total	\$6,790.00
Rummells, Dave (76.00)								
	2008	73	79			152	CUT	
							Total	
Rutledge, Jim (69.25)								
	2007	69	71	67	70	277	T31	\$21,218.75
							Total	\$21,218.75

Jugador	Año	1st	2nd	3rd	4th	Total	Final	Ganancias USD
Player	Year	1st	2nd	3rd	4th	Total	Finish	Earnings USD
Sabbatini, Rory (69.43)								
	2011	69	69	68	66	272	T5	\$121,175.00
	2012	76	75			151	CUT	
	2013	68	65	65	70	268	T3	312,000.00
	2014	73	66	76	66	281	T56	13,603.00
							Total	\$446,778.00
Sainz Jr., Carlos (71.00)								
	2014	73	69			142	CUT	
							Total	
Saunders, Sam (71.00)								
	2014	71	71			142	CUT	
							Total	
Scherrer, Tom (73.00)								
	2008	73	73			146	CUT	
							Total	
Schultz, Jason (70.25)								
	2007	69	70	69	73	281	T55	\$7,805.00
							Total	\$7,805.00
Senden, John (70.50)								
	2013	73	68	72	69	282	T65	\$12,420.00
							Total	\$12,420.00
	Serna, Jr., Efren (76.75)							
	2011	82	77			159	CUT	
	2014	71	77			148	CUT	
							Total	
	Serna Espinoza, Efren (73.00)							
	2007	71	75			146	CUT	
							Total	
	Serna, Oscar (74.75)							
	2011	70	75			145	CUT	
	2012	78	76			154	CUT	
							Total	

Jugador	Año	1st	2nd	3rd	4th	Total	Final	Ganancias USD
Player	Year	1st	2nd	3rd	4th	Total	Finish	Earnings USD
Sheehan, Patrick (69.25)								
	2008	71	67	67	65	270	6	\$126,000.00
	2009	69	69	72	70	280	T46	10,488.00
	2012	70	73	71	67	281	T34	19,980.00
							Total	\$156,468.00
Sheehan, Paul (72.50)								
	2007	75	70			145	CUT	
							Total	
Short, Jr., Wes (70.50)								
	2007	68	73			141	CUT	
							Total	
Sim, Michael (71.50)								
	2008	69	69	68	71	277	T22	\$32,491.67
	2011	73	79			152	CUT	
							Total	\$32,491.67
Sindelar, Joey (69.50)								
	2008	70	74	64	70	278	T28	\$22,290.63
							Total	\$22,290.63
Sloan, Roger (70.25)								
	2014	68	70	71	72	281	T56	\$13,603.00
							Total	\$13,603.00
Slocum, Heath (69.50)								
	2009	68	69	66	67	270	T3	\$208,800.00
	2010	68	69	67	71	275	T13	67,500.00
	2012	73	71	69	69	282	T37	15,170.00
	2013	71	72			143	CUT	
	2014	68	74			142	CUT	
							Total	\$291,470.00
Sluman, Jeff (68.50)								
	2007	67	70	69	68	274	T13	\$63,700.00
							Total	\$63,700.00
Small, Mike (70.67)								
	2010	73	68	68	67	276	T17	\$54,000.00
	2011	70	78			148	CUT	
							Total	\$54,000.00

RESULTADOS INDIVIDUALES POR JUGADOR • INDIVIDUAL PLAYER RESULTS

Jugador	Año	1st	2nd	3rd	4th	Total	Final	Ganancias USD
Player	Year	1st	2nd	3rd	4th	Total	Finish	Earnings USD
Smith, Byron (70.00)								
	2014	70	70			140	CUT	
							Total	
Smith, Cameron (71.00)								
	2014	70	72			142	CUT	
							Total	
Smith, Chris (73.00)								
	2007	72	73			145	CUT	
	2008	75	75			150	CUT	
	2010	71	71			142	CUT	
	2011	70	77			147	CUT	
							Total	
Smith, Jerry (72.00)								
	2007	72	72			144	CUT	
							Total	
Smith, Nate (71.00)								
	2011	69	73	70	72	284	T63	\$7,881.00
							Total	\$7,881.00
Snedeker, Brandt (70.00)								
	2007	72	68	69	71	280	T48	\$8,700.00
							Total	\$8,700.00
Sowards, Bob (74.50)								
	2008	72	77			149	CUT	
							Total	
Stadler, Kevin (69.39)								
	2007	66	69	71	68	274	T13	\$63,700.00
	2008	67	73	74	67	281	T48	8,796.67
	2009	70	72	66	69	277	T20	36,315.00
	2010	69	67	67	70	273	T9	100,800.00
	2011	68	66	71	83	288	T74	7,067.00
	2012	68	68	72	70	278	T16	46,990.00
	2013	67	63	68	74	272	T12	126,000.00
							Total	\$389,668.67

Jugador	Año	1st	2nd	3rd	4th	Total	Final	Ganancias USD
Player	Year	1st	2nd	3rd	4th	Total	Finish	Earnings USD
Stallings, Scott (72.50)								
	2011	73	72			145	CUT	
	2013	72	70			142	CUT	
							Total	
Standly, Mike (75.00)								
	2007	78	72			150	CUT	
							Total	
Stankowski, Paul (70.39)								
	2007	70	68	68	69	275	T18	\$41,125.00
	2008	71	72	64	68	275	T12	64,500.00
	2010	71	68	71	73	283	T55	8,172.00
	2011	78	67			145	CUT	
	2012	72	70	74	73	289	T69	7,437.00
							Total	\$121,234.00
Stanley, Kyle (69.80)								
	2010	70	72			142	CUT	
	2011	66	71	69	69	275	T13	\$65,366.67
	2013	73	68	67	73	281	T60	12,960.00
							Total	\$78,326.67
Staten, B.J. (70.25)								
	2007	70	68	72	71	281	T55	\$7,805.00
							Total	\$7,805.00
Steele, Brendan (68.88)								
	2013	70	66	68	70	274	T16	\$84,171.43
	2014	68	68	70	71	277	T37	\$26,230.43
							Total	\$110,401.43
Stefani, Shawn (67.00)								
	2014	66	65	68	69	268	2	\$658,800.00
							Total	\$658,800.00
Sterling, Scott (69.75)								
	2008	70	69	68	72	279	T36	\$16,129.16
	2009	67	71	68	73	279	T38	14,400.00
							Total	\$30,529.16

Jugador	Año	1st	2nd	3rd	4th	Total	Final	Ganancias USD
Player	Year	1st	2nd	3rd	4th	Total	Finish	Earnings USD
Stiles, Darron (71.00)								
	2007	70	67	66	76	279	T41	\$12,250.00
	2009	74	73			147	CUT	
							Total	\$12,250.00
Stoltz, Drew (77.00)								
	2011	75	79			154	CUT	
							Total	
Streb, Robert (69.25)								
	2014	67	69	72	69	277	T37	\$26,230.00
							Total	\$26,230.00
Streelman, Kevin (68.50)								
	2008	69	70	67	72	278	T28	\$22,290.62
	2009	67	71	68	64	270	T3	208,800.00
							Total	\$231,090.62
Strickler, Will (72.00)								
	2011	74	70			144	CUT	
							Total	
Stroud, Chris (69.00)								
	2007	71	72			143	CUT	
	2008	68	71	66	70	275	T12	\$64,500.00
	2009	68	71	71	73	283	T60	7,884.00
	2010	69	71	71	70	281	T40	12,960.00
	2011	68	63	70	70	271	4	177,600.00
	2012	69	66	68	71	274	T5	129,962.50
	2013	66	68	66	68	268	T3	312,000.00
	2014	66	68	69	69	275	T23	52,765.00
							Total	\$757,671.50
Stuard, Brian (68.58)								
	2010	67	67	71	66	271	T2	\$316,800.00
	2013	65	70	65	67	267	2	648,000.00
	2014	69	70	75	71	285	T71	12,017.00
							Total	\$976,817.00
Sucher, Zack (73.00)								
	2014	75	71			146	CUT	
							Total	

Jugador	Año	1st	2nd	3rd	4th	Total	Final	Ganancias USD
Player	Year	1st	2nd	3rd	4th	Total	Finish	Earnings USD
Sullivan, Chip (73.50)								
	2008	75	72			147	CUT	
							Total	
Summerhays, Daniel (69.30)								
	2012	69	65	67	73	274	T5	\$129,962.50
	2013	72	71			143	CUT	
	2014	69	65	75	67	276	T29	\$37,133.75
							Total	\$167,096.25
Surber, Russell (73.50)								
	2012	72	75			147	CUT	
							Total	
Svoboda, Andrew (71.75)								
	2013	71	76			147	CUT	
	2014	71	69			140	CUT	
							Total	
Swafford, Hudson (70.50)								
	2013	69	74			143	CUT	
	2014	65	73	71	71	280	T51	\$14,444.80
							Total	
Tambellini, Roger (71.50)								
	2010	70	69	68	79	286	T63	\$7,596.00
							Total	\$7,596.00
Tataurangi, Phil (73.00)								
	2008	72	73			145	CUT	
	2010	71	76			147	CUT	
							Total	
Taylor, Nick (70.25)								
	2014	71	68	70	72	281	T56	\$13,603.00
							Total	\$13,603.00

Jugador	Año	1st	2nd	3rd	4th	Total	Final	Ganancias USD
Player	Year	1st	2nd	3rd	4th	Total	Finish	Earnings USD

Taylor, Vaughn (69.83)

2007	65	71	73	72	281	T55	\$7,805.00
2009	69	69	72	69	279	T38	14,400.00
2012	71	69	72	66	278	T16	46,990.00
						Total	\$69,195.00

Teater, Josh (70.92)

2010	72	71			143	CUT	
2011	78	69			147	CUT	
2012	68	75	71	72	286	T60	\$8,066.00
2013	68	73	67	67	275	T23	49,350.00
						Total	\$57,416.00

Ten Broeck, Lance (76.00)

2010	76				76	W/D	
						Total	

Thatcher, Roland (69.86)

2008	71	73	61	68	273	T9	\$98,000.00
2009	75	72			147	CUT	
2012	69				69	W/D	
						Total	\$98,000.00

Thomas, Justin (68.75)

2014	67	70	69	69	275	T23	\$52,765.00
						Total	\$52,765.00

Thompson, Kyle (73.75)

2008	71	76			147	CUT	
2012	73	75			148	CUT	
						Total	

Thompson, Michael (72.00)

2009	76	73			149	CUT	
2011	69	75			144	CUT	
2012	72	72	71	68	283	T46	\$10,779.33
						Total	\$10,779.33

Jugador	Año	1st	2nd	3rd	4th	Total	Final	Ganancias USD
Player	Year	1st	2nd	3rd	4th	Total	Finish	Earnings USD

Thompson, Nicholas (69.67)

2008	69	76				145	CUT	
2014	68	65	71	69		273	T9	\$141,171.43
							Total	\$141,171.43

Tidland, Chris (71.00)

2007	72	67	72	75		286	75	\$6,720.00
2010	67	69	72	72		280	T37	16,920.00
2011	67	74	71	74		286	T67	7,511.00
							Total	\$31,151.00

Todd, Brendon (70.83)

2009	75	71				146	CUT	
2013	71	66	70	72		279	T49	\$14,660.00
							Total	\$14,660.00


Toledo, Esteban (70.50)

2007	66	70	72	71		279	T41	\$12,250.00
2008	70	69	63	72		274	11	87,500.00
2009	72	67	72	74		285	T65	7,344.00
2010	74	72				146	CUT	
2011	72	71				143	CUT	
2012	72	69	71	69		281	T34	19,980.00
2013	72	71				143	CUT	
							Total	\$127,074.00

Tomasulo, Peter (71.50)

2009	69	72	69	75		285	T65	\$7,344.00
2011	77	67				144	CUT	
							Total	\$7,344.00

Toms, David (68.13)

2009	70	67	70	66		273	T6	\$105,171.43
2011	66	70	69	67		272	T5	121,175.00
							Total	\$226,346.43

Jugador	Año	1st	2nd	3rd	4th	Total	Final	Ganancias USD
Player	Year	1st	2nd	3rd	4th	Total	Finish	Earnings USD
Trauwitz, José (75.00)								
	2010	72	72			144	CUT	
	2012	79	77			156	CUT	
							Total	
Tringale, Cameron (71.67)								
	2010	70	72			142	CUT	
	2013	71	72			143	CUT	
	2014	75	70			145	CUT	
							Total	
Triplett, Kirk (71.25)								
	2010	71	69	68	74	282	T48	\$8,948.58
	2011	69	73	67	72	281	T50	8,855.34
	2012	73	71	69	79	292	T73	7,141.00
							Total	\$24,944.92
Turner, Jerod (72.00)								
	Year	1 st	2nd	3rd	4 th	Total	Finish	Money
	2010	70	70	70	78	288	T71	\$7,056.00
							Total	\$7,056.00
Turnesa, Marc (71.20)								
	2008	72	72	70	75	289	T71	\$6,895.00
	2011	74	71			145	CUT	
	2012	67	72	67	72	278	T16	46,990.00
							Total	\$53,885.00
Tway, Bob (71.00)								
	2007	71	63	69	72	275	T18	\$41,125.00
	2008	75	74			149	CUT	
	2009	69	75			144	CUT	
							Total	\$41,125.00
Tway, Kevin (73.00)								
	2012	79	69			148	CUT	
	2013	72	72			144	CUT	
							Total	

Jugador	Año	1st	2nd	3rd	4th	Total	Final	Ganancias USD
Player	Year	1st	2nd	3rd	4th	Total	Finish	Earnings USD
Uresti, Omar (71.50)								
	2007	76	68			144	CUT	
	2008	71	74			145	CUT	
	2009	76	66	72	70	284	T62	\$7,704.00
	2010	71	71			142	CUT	
	2011	72	71			143	CUT	
							Total	\$7,704.00
Urquizu, Inigo (77.50)								
	2011	84	71			155	CUT	
							Total	
Van Aswegen, Tyrone (70.17)								
	2013	69	69	71	70	279	T49	\$14,660.00
	2014	73	69			142	CUT	
							Total	\$14,660.00
Van Pelt, Bo (69.83)								
	2009	63	69	67	79	278	T28	\$21,960.00
	2014	72	69			141	CUT	
							Total	\$21,960.00
Van Zyl, Jaco (71.00)								
	2007	71	71			142	CUT	
							Total	
Vargas, James (71.25)								
	2009	72	70	69	74	285	T65	\$7,344.00
							Total	\$7,344.00
Veazey, Vance (70.38)								
	2007	71	69	70	74	284	T70	\$7,035.00
	2010	71	66	71	71	279	T28	22,440.00
							Total	\$29,475.00

Jugador	Año	1st	2nd	3rd	4th	Total	Final	Ganancias USD
Player	Year	1st	2nd	3rd	4th	Total	Finish	Earnings USD

Vegas, Jhonattan (70.07)

2011	74	65	70	67	276	T19	\$37,777.00
2012	73	73			146	CUT	
2013	66	68	71	73	278	T45	18,060.00
2014	68	70	70	73	281	T56	13,603.00
						Total	\$69,440.00

Verplank, Scott (70.42)

2009	67	71	65	72	275	T15	\$57,600.00
2011	74	67	64	72	277	T29	23,525.83
2013	77	69			146	CUT	
2014	72	75			147	CUT	
						Total	\$81,125.83

Villegas, Camilo (70.00)

2013	70	67	67	73	277	T36	\$25,833.33
2014	72	71			143	CUT	
						Total	\$25,833.33

Villegas, Manuel (72.50)

2014	74	71			145	CUT	
						Total	

Vranesh, Brian (73.50)

2009	72	75			147	CUT	
						Total	

Wagner, Johnson (69.07)

2011	69	66	65	67	267	1	\$666,000.00
2012	73	70	71	66	280	T30	23,495.00
2013	74	72			146	CUT	
2014	69	68	70	67	274	T16	85,574.29
						Total	\$775,069.29

Waite, Grant (72.00)

2007	71	69	72	76	288	77	\$6,580.00
2010	74	70			144	CUT	
						Total	\$6,580.00

Jugador	Año	1st	2nd	3rd	4th	Total	Final	Ganancias USD
Player	Year	1st	2nd	3rd	4th	Total	Finish	Earnings USD

Waldorf, Duffy (71.50)

2011	73	70				143	CUT	
Total								

Walker, Jimmy (72.83)

2008	72	69	73	73		287	T69	\$7,035.00
2009	74	76				150	CUT	
Total								\$7,035.00

Warren, Charles (70.40)

2009	72	72				144	CUT	
2010	67	69	65	73		274	T11	\$86,400.00
2011	73	68	72	73		286	T67	7,511.00
Total								\$93,911.00

Watkins, Aaron (71.25)

2009	69	71	72	73		285	T65	\$7,344.00
Total								\$7,344.00

Watney, Nick (73.00)

2014	77	69				146	CUT	
Total								

Watson, Bubba (77.00)

2008	79	75				154	CUT	
Total								

Weekley, Boo (70.06)

2007	64	67	70	69		270	6	\$126,000.00
2010	67	72	71	73		283	T55	8,172.00
2011	72	66	70	70		278	T35	17,469.29
2012	75	69	76	70		290	T71	7,289.00
Total								\$158,930.29

Weibring, Matt (70.67)

2009	76	74				150	CUT	
2010	69	67	68	70		274	T11	\$86,400.00
Total								\$86,400.00

Jugador	Año	1st	2nd	3rd	4th	Total	Final	Ganancias USD
Player	Year	1st	2nd	3rd	4th	Total	Finish	Earnings USD
Weir, Mike (74.13)								
	2012	79	78			157	CUT	
	2013	72	69	72	75	288	T75	\$11,340.0
	2014	73	75			148	CUT	
							Total	\$11,340.00
Wetterich, Brett (70.38)								
	Year	1 st	2nd	3rd	4 th	Total	Finish	Money
	2011	69	68	69	69	275	T13	\$65,366.67
	2012	71	72	73	72	288	T63	7,733.00
							Total	\$73,099.67
Wheatcroft, Steve (70.19)								
	2007	68	68	71	74	281	T55	\$7,805.00
	2010	67	70	71	74	282	T48	8,948.57
	2012	75	70	70	67	282	T37	15,170.00
	2014	65	69	71	73	278	T44	\$18,958.80
							Total	\$50,882.37
Whittaker, Ron (69.75)								
	2008	68	73	67	71	279	T36	\$16,129.16
							Total	\$16,129.16
Wi, Charlie (71.50)								
	2007	72	71			143	CUT	
							Total	
Wilkinson, Tim (69.50)								
	2008	67	76	70	65	278	T28	\$22,290.62
	2009	70	67	69	73	279	T38	14,400.00
	2010	74	73			147	CUT	
	2013	70	63	71	67	271	T10	156,000.00
	2014	68	67	72	69	276	T29	37,133.75
							Total	\$229,824.37
Williamson, Jay (70.50)								
	2008	69	74	70	68	281	T48	\$8,796.67
	2009	69	70	71	70	280	T46	10,488.00
	2010	67	71	73	70	281	T40	12,960.00
	2011	75	70			145	CUT	
							Total	\$32,244.67

Jugador	Año	1st	2nd	3rd	4th	Total	Final	Ganancias USD
Player	Year	1st	2nd	3rd	4th	Total	Finish	Earnings USD
Williams, Lee (70.00)								
	2013	73	68	67	72	280	T55	\$13,560.00
							Total	\$13,560.00
Willis, Garrett (71.73)								
	2007	78				78	W/D	
	2008	72	73			145	CUT	
	2009	72	73			145	CUT	
	2010	69	69	74	70	282	T48	\$8,948.57
	2011	68	76			144	CUT	
	2012	70	72	69	71	282	T37	15,170.00
							Total	\$24,118.57
Wilson, Chris (71.25)								
	2010	70	70	72	73	285	T61	\$7,812.00
							Total	\$7,812.00
Wilson, Dean (69.75)								
	2008	67	75	67	70	279	T36	\$16,129.17
	2009	68	71	67	73	279	T38	14,400.00
	2010	67	71	70	71	279	T28	22,440.00
							Total	\$52,969.17
Wilson, Mark (69.94)								
	2007	74	66	69	74	283	T66	\$7,245.00
	2009	66	64	69	68	267	1	648,000.00
	2010	71	69	70	69	279	T28	22,440.00
	2013	73	70			143	CUT	
	2014	72	75			147	CUT	
							Total	\$677,685.00
Wittenberg, Casey (72.50)								
	2009	69	72	75	74	290	T76	\$6,732.00
							Total	\$6,732.00
Wood, Willie (70.50)								
	2007	74	67			141	CUT	
							Total	

Jugador	Año	1st	2nd	3rd	4th	Total	Final	Ganancias USD
Player	Year	1st	2nd	3rd	4th	Total	Finish	Earnings USD

Woodland, Gary (69.50)

2009	69	72	63	74	278		T28	\$21,960.00
							Total	\$21,960.00

Woodson, Jay (71.00)

2014	72	66	74	72	284		T69	\$12,261.00
							Total	\$12,261.00

Yang, Y.E. (70.67)

2008	73	74			147		CUT	
2009	69	70	69	69	277		T20	\$36,315.00
2013	74	67	70	75	286		74	11,520.00
							Total	\$47,835.00

Yeh, Wei-Tze (70.50)

2007	71	70			141		CUT	
							Total	

Zanotti, Fabrizio (69.00)

2007	71	63	70	72	276		T26	\$25,900.00
							Total	\$25,900.00

LÍDERES DEL OHL CLASSIC AT MAYAKOBA LEADERS FOR OHL CLASSIC AT MAYAKOBA

LÍDERES EN PUNTAJE CAREER SCORE LEADERS

LÍDERES EN GANANCIAS CAREER MONEY LEADERS

POSICIÓN	JUGADOR	PROMEDIO	RONDAS
RANK	PLAYER	AVERAGE	ROUNDS
1	Harris English	67.5	8
2	Matt Kuchar	67.88	8
3	Jason Bohn	68	12
4	David Toms	68.13	8
5	Steve Marino	68.36	14
T6	Bill Haas	68.5	8
T6	John Huh	68.5	12
T6	Kevin Streelman	68.5	8
9	Brian Stuard	68.58	12
10	Kevin Na	68.63	8
T11	Rich Beem	68.75	8
T11	Larry Mize	68.75	8
T11	Corey Pavin	68.75	8
14	Tim Petrovic	68.83	12
15	Brendan Steele	68.88	8
16	Jarrold Lyle	68.9	20
17	Peter Lonard	68.93	14
T18	Briny Baird	68.96	26
T18	Brian Gay	68.96	24
T20	Matt Every	69	10
T20	Andres Gonzales	69	8
T20	J. J. Henry	69	24
T20	Chris Stroud	69	30
24	Johnson Wagner	69.07	14
25	Brendon de Jonge	69.08	12

POSICIÓN	JUGADOR	DINERO
RANK	PLAYER	MONEY
1	Charley Hoffman	1,141,017.00
2	Harris English	1,106,230.00
3	Brian Stuard	976,817.00
4	Cameron Beckman	942,143.00
5	Brian Gay	826,162.00
6	Fred Funk	787,631.75
7	Johnson Wagner	775,069.29
8	Chris Stroud	757,671.50
9	John Huh	752,483.75
10	Mark Wilson	677,685.00
11	Shawn Stefani	658,800.00
12	J. J. Henry	603,734.37
13	Jason Bohn	546,502.00
14	Steve Marino	522,815.00
15	Briny Baird	508,946.42
16	Robert Allenby	483,771.43
17	Spencer Levin	469,183.00
18	Rory Sabbatini	446,778.00
19	Joe Durant	421,320.00
20	Jerry Kelly	414,432.76
21	Jose Coceres	399,695.00
22	Kevin Stadler	389,668.67
23	Charles Howell III	364,446.66
24	Andres Gonzales	361,940.00
25	Peter Lonard	361,363.00

BENEFICIARIOS DEL TORNEO • TOURNAMENT CHARITIES

OHL Classic at Mayakoba, al igual que todos los demás eventos del PGA TOUR, se ha comprometido a apoyar organizaciones locales, nacionales e internacionales de beneficencia. Desde su creación, el OHL Classic at Mayakoba ha concientizado a la comunidad de los programas de sus beneficiarios y ha generado casi \$1,900,000 de dólares a una variedad de organizaciones de beneficencia. Las siguientes organizaciones son los beneficiarios del OHL Classic at Mayakoba.

The OHL Classic at Mayakoba, along with all other PGA TOUR events, is committed to supporting local, national and international charities. Since its inception, the OHL Classic at Mayakoba has raised a significant amount of awareness and generated nearly \$1,900,000 USD to a variety of worthy charities. The following charities are some of the beneficiaries of the OHL Classic at Mayakoba.

GOLF PARA TODOS



OHL CLASSIC at mayakoba
GOLF PARA TODOS

Golf PARa Todos es un programa tanto educativo como entretenido, el cual tiene como objetivo enseñar sobre los principios del golf y del más importante evento de golf profesional en México, el OHL Classic at Mayakoba. El programa anima a la participación en el juego, tanto a espectadores como a los fanáticos de este deporte, y facilita la integración del golf en la comunidad. Golf PARa Todos es un programa comunitario presentado por el OHL Classic at Mayakoba.

Golf PARa Todos aims to create a fun-filled, diverse and educational program that teaches about golf, its ideals and the premier professional golf event in Mexico, the OHL Classic at Mayakoba. The program encourages active involvement in the game as a participant and as a fan, and facilitates the integration of golf into the community. Golf PARa Todos is a community program presented by the OHL Classic at Mayakoba.

ANSPAC • NATIONAL ASSOCIATION FOR PERSONAL DEVELOPMENT



Es una asociación educativa dedicada a promover la superación integral de la persona, con el fin de que obtenga y ofrezca nuevas formas de servir mejor a su familia y entorno. Fundada en Monterrey, N.L. (México) en 1974, trabaja para optimizar el nivel moral, social y cultural de las familias, a través de diferentes programas. Con objetivos específicos, una Misión y Visión basados en promover valores, ofrece a las empresas, instituciones gubernamentales y a la comunidad en general, programas de superación impartidos por voluntarias capacitadas.

An association dedicated to promote personal development through education. Its main objective is to offer new alternatives of improvement to better serve family members and the environment. Founded in Monterrey, N.L. (Mexico) in 1974, it aims to optimize the moral, social and cultural levels of the families throughout different programs. With specific objectives, a mission and a vision that promote well-being values it offers companies, government institutions and the community, programs taught by trained volunteers.



BOMBEROS PLAYA DEL CARMEN • PLAYA DEL CARMEN FIRE DEPARTMENT

Dedicados a definir y establecer los planes de prevención de desastres y los programas de auxilio a la población, primordialmente en el combate y extinción de incendios y el rescate de lesionados en emergencias u otras conflagraciones. Dedicated to define and establish plans for disaster prevention and relief programs to the population, primarily in combat and firefighting and emergency rescue of injured or other conflagrations.

CÁRITAS



Cáritas comparte la misión de la Iglesia católica en su servicio y promueve la caridad y la justicia social en el mundo. Desde su fundación en 2003, Cáritas de Quintana Roo, AC, pertenece a la Asociación Mexicana de Bancos de Alimentos, cuyo objetivo es rescatar alimento que ha perdido sus condiciones comerciales, pero que es apto para consumo humano y repartirlo entre la población vulnerable.

Caritas shares the mission of the Catholic Church in its service to the poor and promotes charity and social justice in the world. Since its founding in 2003, Caritas in Quintana Roo, AC, belongs to the Mexican Association of Food Banks, which is dedicated to receive and distribute food that has lost its commercial value but is suitable for human consumption and allocated among the vulnerable population.

CENTINELAS DEL AGUA



Centinelas del Agua surge como el organismo civil de responsabilidad social de Río Secreto y Alltournative. El objetivo de Centinelas del Agua es ser promotores y actores del rescate y protección de los mantos acuíferos de la Península de Yucatán, y de una cultura sustentable del agua en la sociedad mexicana.

Centinelas del Agua emerges as the social responsibility initiative of Alltournative and Río Secreto. Its objective is to promote the rescue and protection of the ground water in the Yucatan Peninsula, and develop a sustainable water culture within Mexican society.



CENTRO DE EQUINOTERAPIA

El Centro de Equinoterapia y Atención Integral de Playa del Carmen, AC, se forma gracias a la inquietud de algunos padres de niños con discapacidad en marzo del 2008. La equinoterapia es una terapia integral especial física y psicológica que se utiliza como tratamiento de rehabilitación alternativo para pacientes con diferentes tipos de discapacidad.

The Centro de Equinoterapia y Atención Integral de Playa del Carmen, AC, was created in March 2008, as an initiative by a select group of parents whose children have special needs. Integrates both physical and psychological therapy and uses methods like those of rehabilitation and serves as an alternative for patients with different types of disabilities.



CINDAQ

La misión del Centro Investigador del Sistema Acuifero de Quintana Roo (CINDAQ) es facilitar la investigación, promover la educación y apoyar la conservación del recurso de agua dulce, así como los recursos culturales asociados con los cenotes y los ríos subterráneos de Quintana Roo, México.

The mission of El Centro Investigador del Sistema Acuifero de Quintana Roo (CINDAQ) is to facilitate research, promote education, and support conservation of the natural and cultural resources associated with the cenotes and underground rivers of Quintana Roo, Mexico.



FUNDACIÓN CIUDAD DE LA ALEGRÍA • CITY OF JOY

Motivados por el respeto y el amor a la vida, la Fundación Ciudad de la Alegría provee cuidados y opciones de desarrollo personal a individuos en situaciones de extrema necesidad, fortaleciendo las redes de apoyo y motivando la participación activa de la sociedad, ofreciendo así, oportunidades para una mejor vida a las personas más vulnerables del estado de Quintana Roo. La visión de la Fundación Ciudad de la Alegría es crear una sociedad libre de pobreza extrema, marginación y desigualdad.

Motivated by respect and love for life, the City of Joy Foundation provides care and personal development options for people in situations of extreme need, strengthening support networks and encouraging the active participation of different social factors, in order to provide the most vulnerable people within Quintana Roo with opportunities for a better life. The vision of the City of Joy Foundation is a society free from extreme poverty, marginalization and inequality.



CRUZ ROJA DE PLAYA DEL CARMEN • RED CROSS OF PLAYA DEL CARMEN

Es una organización que ofrece atención eficiente en casos de emergencia y en situaciones de desastre. Al mismo tiempo impulsa acciones que podrían llegar a incrementar la capacidad de las personas y las comunidades al fomentar la acción voluntaria.

The Red Cross is an organization that offers efficient emergency response attention in case of emergency and in disaster situations. It also carries out programs geared towards the improvement of communities and people to be able to cooperate and aid in situations when volunteers are required.



DIF-SOLIDARIDAD

Tiene como misión conducir las políticas públicas de asistencia social que promuevan el desarrollo integral de la familia y la comunidad, combatir las causas y efectos de vulnerabilidad en coordinación con los sistemas estatales y municipales e instituciones públicas y privadas, con el fin de generar capital social.

Social assistance is the reason for the existence of the municipal system for the Integral Development of the Family, and of the municipal government of Solidaridad. It strives to guarantee equality among the citizens of the municipality of Solidaridad and strengthen the programs that it develops for the good of the most vulnerable and unprotected segments of the population; especially children, women and the elderly.



ESAIN

Es una Asociación Civil sin fines de lucro con el objetivo de recaudar fondos para dar atención integral a niños de escasos recursos con Diversidad Neurológica (trastornos de lenguaje, de aprendizaje, del espectro autista, problemas de autorregulación, etc.).

It is a nonprofit association that aims to raise funds to provide comprehensive care for underprivileged children with Neurological Diversity (language disorders, learning disabilities, autism spectrum, self-regulation problems, etc.).



FLORA FAUNA Y CULTURA DE MÉXICO

Organización de la sociedad civil sin fines de lucro que trabaja por la conservación del patrimonio natural y cultural. Una alternativa a las problemáticas ambientales y culturales generadas como consecuencia del acelerado desarrollo urbano y turístico en el estado de Quintana Roo en las últimas décadas, siendo un vínculo entre los diferentes actores sociales; su fin es sumar esfuerzos para conseguir beneficios colectivos.

A non-profit association that works to preserve the natural and cultural heritage of Mexico. An alternative that is a response to environmental and cultural issues generated due to a fast paced urban development in the state of Quintana Roo in recent decades; the objective is to combine efforts to receive joint benefits.



INDE

Tiene como objetivo: planear, desarrollar, fomentar y coordinar los programas deportivos y de cultura física en el estado, así como impulsar la participación de la sociedad civil, en coordinación con los sectores público, social y privado, para el diseño de una política que permita la práctica del deporte.

Its purpose: to plan, develop, promote and coordinate sports and physical culture programs in the State, and encourage the participation of civil society, in coordination with the public, social and private sectors, to design a policy that allows to practice sports.



CRIT

Fundación mexicana dedicada al apoyo de los niños con discapacidad, cáncer y autismo que intenta recaudar dinero para ayudar a la creación de Centros de Rehabilitación Infantil Teletón (CRIT) para niños con diferentes discapacidades. El CRIT es la unidad médica y de rehabilitación infantil privada más grande del mundo, además de ser una de las más importantes por sus resultados.

Mexican Association dedicated to the support disabled children and raises money for the construction of rehabilitation centers (known ad Centro de Rehabilitacion Infantil Teletón CRIT). Teleton's mission is to provide knowledge about physical disabilities, giving a strong message about respect, equality and support to people in these conditions".



FUNDACIÓN LORENA OCHOA • LORENA OCHOA FOUNDATION

La Fundación Lorena Ochoa comenzó con la inquietud de la jugadora mexicana de ayudar a personas con recursos limitados. A través de la fundación, Lorena crea oportunidades para niños y adolescentes con desventajas sociales y económicas al ofrecerles un desarrollo integral educativo y deportivo, así como de salud y superación personal. Por casi cuatro años, la fundación ha apoyado diferentes proyectos en beneficio de niños y adolescentes mexicanos. Lorena Ochoa's Foundation started with the Mexican golfer's enthusiasm for helping people with limited means. Throughout the Foundation, Lorena creates new opportunities for children and teenagers with social and economic disadvantages, offering them an integral development in education, sports self improvement. For almost four years, the Foundation has been supporting different projects to benefit children and teenagers in Mexico.



NATURALEZA ACTIVA

El objetivo primordial de Naturaleza Activa es promover la conservación y el uso del medio ambiente a través de instrumentos que permitan prevenir y controlar la contaminación del agua, aire y suelo. Apoyando y generando el desarrollo de las comunidades de tal manera que se logre la protección del medio ambiente y la preservación y restauración del equilibrio ecológico, generando bienestar físico y social.

Naturaleza Activa's primary objective is to promote the conservation and wise use of the environment throughout different tools and actions to prevent and control pollution of water, air and soil by developing community support in order to achieve environmental protection, preservation and restoration of the ecological balance, therefore creating physical and social well-being for all living beings.



PELÓPIDAS

La fundación Pelópidas toma su nombre por el espíritu luchador del filósofo y su afán de seguir adelante pese a todas las dificultades. La misión de la fundación es contribuir al desarrollo de Quintana Roo a través de la educación, generando oportunidades que propicien el desarrollo integral de los mexicanos.

The Pelopidas Foundation takes its name from the fighting spirit of the philosopher and his desire to move forward despite all the difficulties that arise. The mission of the Foundation is to contribute to the development of Quintana Roo through education, creating opportunities that promote the integral development of Mexicans.



PLAYA ANIMAL RESCUE

Playa Animal Rescue se dedica a rescatar y rehabilitar a los perros heridos y abandonados y, encontrar hogares amorosos y permanentes. También se dedica a la promoción de la propiedad responsable de mascotas, así como de la esterilización y castración.

Playa Animal Rescue is dedicated to rescuing and rehabilitating injured and abandoned dogs, and to finding permanent, loving homes. They also promote responsible pet ownership with community outreach and education, as well as promoting spaying and neutering.



SAVE THE CHILDREN

Su objetivo principal es orientar y prevenir para contribuir a la formación integral de adolescentes en riesgo, fortaleciendo su personalidad, con valores éticos y principios de desarrollo humano.

Save the Children gives around the world what every child deserves, a healthy start, the opportunity to learn and protect from harm. When disaster strikes, they put children's needs first. Save the Children advocates for and achieves, large-scale change for children.



CLUB ROTARIO DE CANCÚN ZONA HOTELERA • ROTARY CANCÚN ZONA HOTELERA

Su objetivo es estimular y fomentar el ideal de servicio como base de toda empresa digna y, en particular, estimular y fomentar el conocimiento mutuo y la amistad como ocasión de servir. La observancia de elevadas normas de ética en las actividades profesionales y empresariales, el reconocimiento del valor de toda ocupación útil y la dignificación de la propia en beneficio de la sociedad.

Its aim is to encourage and foster the ideal of service as a basis of worthy enterprise and, in particular, encourage and promote mutual understanding and friendship as an opportunity to serve. Adherence to high ethical standards in business and professions, the recognition of the worthiness of all useful occupations and the dignifying of each Rotarian for the benefit of society.



CLUB DE ROTARIOS DE PLAYA DEL CARMEN • ROTARY CLUB OF PLAYA DEL CARMEN

Los Rotarios son parte de una organización mundial formada por profesionistas y empresarios que proveen servicios humanitarios, promueven altos estándares éticos en todas las vocaciones y fomentan la paz y buena voluntad alrededor del mundo. El Club de Rotarios de Playa del Carmen ha trabajado con la comunidad desde su fundación en 1992. Una de sus metas fue la creación del Centro Comunitario de Playa del Carmen que trabaja con consultorios médicos y dentales, crea programas de alfabetización para adultos y niños, y es un centro de prevención de las adicciones.

Rotary International is a worldwide organization of business and professional leaders that provides humanitarian services, encourages high ethical standards in all vocations and helps build goodwill and peace in the world. Rotary Club of Playa del Carmen has been working for the community since its creation in 1992. One of the goals reached by the Club is its Playa del Carmen Community Center, which works with medical and dental offices, literacy programs for adults and children, and a drug prevention center.



ROTARIOS SEASIDE • ROTARY CLUB OF PLAYA DEL CARMEN SEASIDE

El Club Rotario Seaside de Playa del Carmen Mar y sus 38 miembros se dedican a darle vida al lema "Servir Por Sobre Sí Mismo", y a la misión del club, "mejorar la vida y las perspectivas de las familias y los niños menos favorecidos de Playa del Carmen". The Rotary Club of Playa del Carmen Seaside and its 38 members are dedicated to the Rotary's motto, "Service Above Self", and to the club's mission statement, "To improve the lives and prospects of Playa's less advantaged families and children."



CLUB DE ROTARIOS DE CANCÚN • ROTARY CLUB OF CANCUN

El Club Rotario de Cancún fue creado en 1976, casi al mismo tiempo que fue establecida la ciudad. La mayoría de los servicios que ofrecen a la comunidad se canalizan a través del Centro Comunitario Rotary Internacional de Cancún. Incluyen servicios médicos y dentales, educación vocacional, alfabetización, clases de aeróbicos, asesoría legal e información sobre diseño y construcción de viviendas.

The Rotary Club of Cancun was born almost at the same time as Cancun was established: 1976. Most of its Community Service work is channeled through the "Centro Comunitario Rotary Internacional de Cancun." It provides medical and dental consultations, vocational education, literacy education, aerobics classes, legal advice and assistance relating to home design and construction techniques.



TOMA EL CONTROL

Su objetivo principal es orientar y prevenir para contribuir a la formación integral de adolescentes en riesgo, fortaleciendo su personalidad, con valores éticos y principios de desarrollo humano.

Its main objective is to guide and to help prevent the integral formation of teenagers at risk, strengthening its personality, ethical values and principles of human development.



WORLD GOLF FOUNDATION

La misión de la Fundación Mundial de Golf es desarrollar y apoyar las iniciativas que tienen un impacto positivo en las vidas a través del juego del golf y sus valores tradicionales. La Fundación Mundial de Golf se centra en una variedad de iniciativas para crecer y celebrar el juego de golf en todo el mundo.

World Golf Foundation focuses on a variety of initiatives to grow and celebrate the game of golf around the world. Through the First Tee, the World Golf Foundation focuses on positively impacting the lives of young people.



YOLIGUANI

Yoliguani es un hogar para todas aquellas mujeres que se han enterado que están embarazadas y, que por sus circunstancias, se ven desamparadas o abandonadas ante un embarazo inesperado. Yoliguani brinda apoyo, orientación y acompañamiento cualquier día y a cualquier hora.

Yoliguani is a home for all those women who have learned that they are pregnant and homeless or abandoned with an unexpected pregnancy. Yoliguani opens its doors to provide support and guidance any day, any time.

OFICINA DEL TORNEO • TOURNAMENT OFFICE

OHL Classic at Mayakoba
Carretera Federal Chetumal - Puerto Juárez Km. 298, Playa del Carmen, Quintana Roo, México C.P. 77710.
Tel.: + 52 (984) 206-4652

PGA TOUR RULES OFFICE

Tel.: + 52 (984) 206-4652

CLUB DE GOLF • GOLF CLUB

Mayakoba – Club de Golf El Camaleón
Carretera Chetumal – Puerto Juárez Km. 298
Playa del Carmen, Quintana Roo.
México C.P. 77710
Tel.: + 52 (984) 206-4653

HOTELES SEDE • HOST HOTELS

Banyan Tree Mayakoba
Carretera Federal Chetumal - Puerto Juárez Km. 298, Playa del Carmen, Quintana Roo.
México C.P. 77710
Tel.: + 52 (984) 877- 3688

Fairmont Mayakoba
Carretera Federal Chetumal – Puerto Juárez Km. 298, Playa del Carmen, Quintana Roo.
México C.P. 77710
Tel.: + 52 (984) 206-3000

Rosewood Mayakoba
Carretera Federal Chetumal - Puerto Juárez Km. 298, Playa del Carmen, Quintana Roo.
México C.P. 77710
Tel.: + 52 (984) 875-8000

HOTELES PARTICIPANTES • PARTICIPANT HOTELS

Holiday Inn Express
Lote 5 y 6 Mza 29, Condominio Playacar
Playa del Carmen, Quintana Roo
México C.P. 77713
Tel.: + 52 (984) 206-3434

Iberostar Playa Paraíso Beach
Carretera Federal Chetumal - Puerto Juárez Km. 309, Colonia Playa Paraíso, Playa del Carmen, Quintana Roo, México C.P. 77710 Tel.: + 52 (984) 877-2800





OHL CLASSIC AT MAYAKOBA STAFF

VICEPRESIDENTE

VICEPRESIDENT
Taylor Ives

GERENTE DE SERVICIO AL CLIENTE Y RELACIONES COMUNITARIAS

MANAGER OF CLIENT SERVICES AND COMMUNITY RELATIONS
Melina Diaz • Melina.Diaz@OHLClassic.com

GERENTE DE PATROCINIOS Y MERCADOTECNIA

MANAGER OF MARKETING AND SPONSORSHIP
Mildred Gorostiza • Mildred.Gorostiza@OHLClassic.com

GERENTE DE DESARROLLO DE NEGOCIOS

MANAGER OF BUSINESS DEVELOPMENT
Verónica Muller • Veronica.Muller@OHLClassic.com

COORDINADOR DE OPERACIONES Y LOGÍSTICA

OPERATIONS & LOGISTICS COORDINATOR
Roberto Cardona • Ops@OHLClassic.com

COORDINADOR DE OPERACIONES Y VOLUNTARIOS

OPERATIONS & VOLUNTEER COORDINATOR
Ana Romo • Ambassadors@OHLClassic.com

COORDINADOR DE SERVICIO AL CLIENTE

CLIENT SERVICES COORDINATOR
Norma Romero • Clients@OHLClassic.com

DIRECTOR DEL TORNEO

TOURNAMENT DIRECTOR
Joe Mazzeo • Joe.Mazzeo@OHLClassic.com

GERENTE DE OPERACIONES

MANAGER OF TOURNAMENT OPERATIONS
Javier Campero • Javier.Campero@OHLClassic.com

COORDINADOR DE VENTAS Y MERCADOTECNIA

SALES & MARKETING COORDINATOR
Karla Díaz • Karla.Diaz@OHLClassic.com

COORDINADOR DE VENTA DE BOLETOS

TICKET SALES COORDINATOR
Brendan Vazquez • Boletos@OHLClassic.com

DIRECTOR DE MEDIOS • MEDIA DIRECTOR

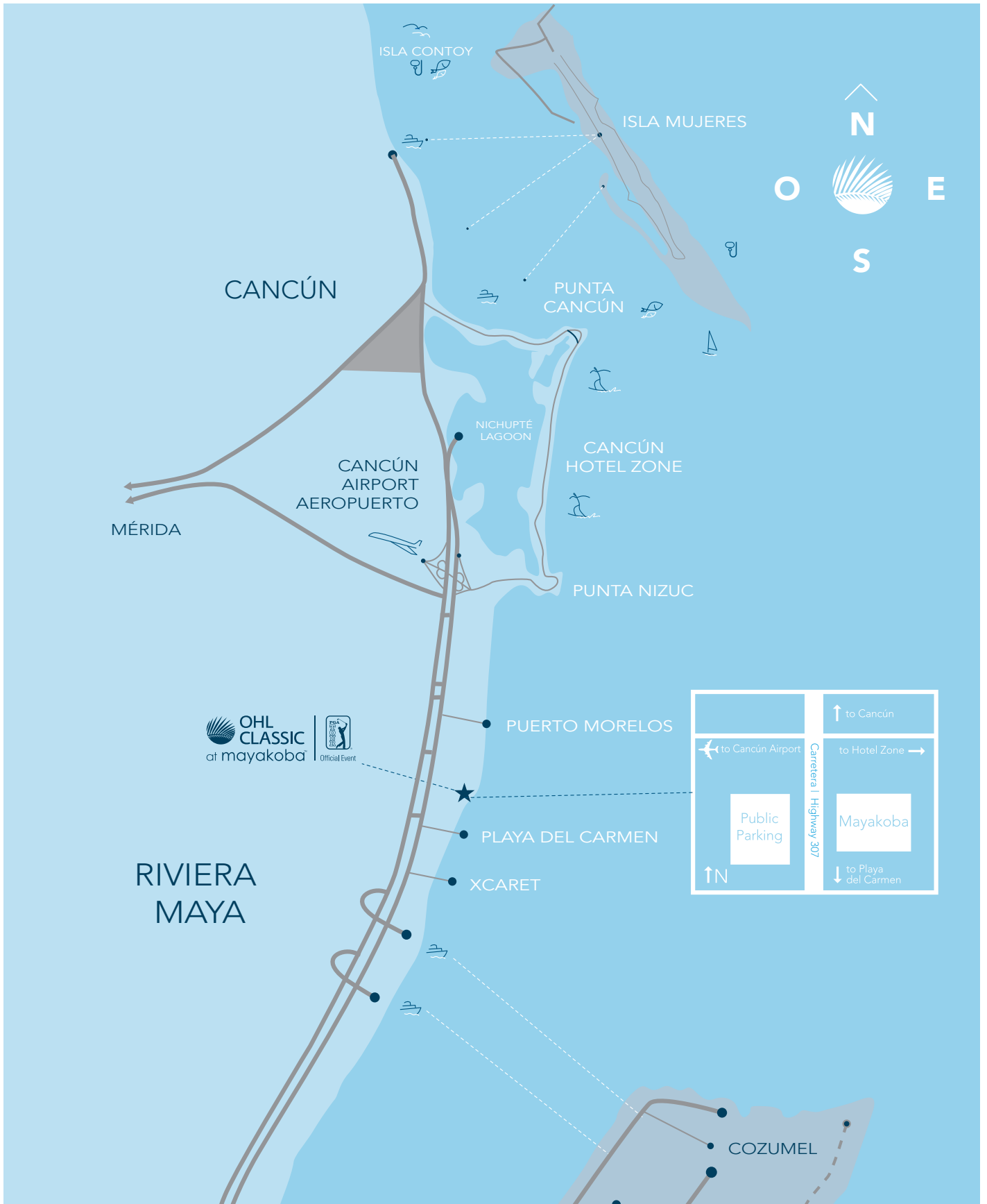
Lee Patterson • Lee.Patterson@OHLClassic.com

SITIO WEB DEL TORNEO • TOURNAMENT WEB SITE
OHLCLASSIC.COM

SITIO WEB DE EL CAMALEÓN • EL CAMALEÓN WEB SITE
WWW.MAYAKOBAGOLF.COM

SITIO WEB DE MAYAKOBA • MAYAKOBA WEB SITE
WWW.MAYAKOBA.COM

MAPS • MAPS



MAPS • MAPS





OHLCLASSIC.COM

Ctra. Chetumal-Pto. Juárez Km. 298, Playa del Carmen, Q. Roo, México 77710 | MX: +52 (984) 206-4652 | US: +1 (855) MAYAKOBA