

THE NEXT WAVE



2017 OFFICIAL MEDIA GUIDE



ATLANTIC BEACH COUNTRY CLUB | ATLANTIC BEACH, FL | WEBTOURCHAMPIONSHIP.COM

Table of Contents

WEB.COM TOUR

| | |
|---|----|
| Web.com Evolution | 2 |
| Web.com Tour Facts | 3 |
| Web.com Impact | 4 |
| Web.com Tour Alumni | 5 |
| Web.com Tour Schedule | 6 |
| Web.com Profile | 7 |
| Fact Sheet | 8 |
| Path to the PGA TOUR | 9 |
| Inside the Web.com Tour Finals | 10 |
| \$1 Million purse breakdown | 11 |
| 2017 Finals Overview | 11 |
| 2017 Web.com Tour Season Money List | 12 |
| 2016-17 PGA TOUR FedExCup final points list | 13 |
| Weekly Money Leaders | 14 |
| Performance Benefits | 15 |
| Course Map | 16 |

WEB.COM TOUR CHAMPIONSHIP HISTORY

| | |
|--|-------|
| 2015 Champion (Emiliano Grillo) | 18 |
| History of the Web.com Tour Championship | 19-20 |
| History at a Glance | 21 |
| Championship Records | 22-23 |
| Top-50 Career Money Winners | 24 |
| Top-50 Career Scoring Averages | 24 |
| Top-10 Finishes by Player | 25-26 |
| Most Championship Appearances | 27 |
| Winner's Progression in Tournament Standings | 27 |
| Winner's Statistical Rankings | 28 |
| Ages of Web.com Tour Championship Winners | 29 |
| Round-by-Round Scoring Averages for Web.com Tour Championship | 30 |
| Round-by-Round Leaders | 31 |
| Weather-Related Delays, Suspensions and Notes | 32 |

| | |
|--|-------|
| Final Web.com Tour Money List Year by Year | 33-39 |
| Players Moving from Outside to Inside "The 25" | 40 |
| Players Moving from Outside to Inside "The 50" | 40 |
| Earning PGA TOUR Card from Lowest Money-List Position .. | 40 |
| Biggest Jump on Money List to Earn PGA TOUR Card | 40 |

PLAYER RECORDS

| | |
|---|-------|
| Web.com Tour Championship Field | 42 |
| Individual Player Records | 43-66 |
| Championship Summaries | 67-89 |
| 1993 NIKE TOUR Championship | 67 |
| 1994 NIKE TOUR Championship | 68 |
| 1995 NIKE TOUR Championship | 69 |
| 1996 NIKE TOUR Championship | 70 |
| 1997 NIKE TOUR Championship | 71 |
| 1998 NIKE TOUR Championship | 72 |
| 1999 NIKE TOUR Championship | 73 |
| 2000 BUY.COM Tour Championship | 74 |
| 2001 BUY.COM Tour Championship | 75 |
| 2002 BUY.COM Tour Championship | 76 |
| 2003 Nationwide Tour Championship | 77 |
| 2004 Nationwide Tour Championship | 78 |
| 2005 Nationwide Tour Championship | 79 |
| 2006 Nationwide Tour Championship | 80 |
| 2007 Nationwide Tour Championship | 81 |
| 2008 Nationwide Tour Championship | 82 |
| 2009 Nationwide Tour Championship | 83 |
| 2010 Nationwide Tour Championship | 84 |
| 2011 Nationwide Tour Championship | 85 |
| 2012 Web.com Tour Championship | 86 |
| 2013 Web.com Tour Championship | 87 |
| 2014 Web.com Tour Championship | 88 |
| 2015 Web.com Tour Championship | 89 |

| | |
|-----------------------------|------------|
| PAST CHAMPIONS | back cover |
|-----------------------------|------------|

Web.com Evolution



1990 - 1992
BEN HOGAN TOUR

With the vision of Deane Beman and the support of Ben Hogan, a tour was launched in 1990 to provide talented young golfers a competitive arena where they could develop and play their way onto the PGA TOUR. It would issue five cards in the beginning.



1993 - 1999
NIKE TOUR

With Nike as umbrella sponsor, the Tour's impact grew on a global scale. More stars began to emerge, including soon-to-be No. 1 David Duval and Stewart Cink. Tour events began airing on Golf Channel for the first time.



2000 - 2002
BUY.COM TOUR

Prize money would nearly double, while international influences would be felt with the arrival of world-class players from outside America in addition to new stops in Australia and New Zealand.



2003 - 2012
NATIONWIDE TOUR

A 10-year run with Nationwide Insurance brought significant growth, stability and remarkable competitive performances. During this decade the number of cards jump from 15 to 25, sending the likes of Zach Johnson, Bubba Watson, and Matt Kuchar to the PGA TOUR.



2012 - PRESENT
WEB.COM TOUR

A new era began in 2013 as all 50 TOUR cards now flow through the Web.com Tour, making it THE Path to the PGA TOUR. TV reach has grown to 180 countries and a potential 300 million households, with the Tour's charitable impact rising yearly.



[EVOLUTION OF THE PATH TO THE PGA TOUR]

From handing out five PGA TOUR cards in its inaugural season to 50 in 2013, the Web.com Tour has proven through the years that it truly is THE Path to the PGA TOUR. Since 1990, 387 players have earned their PGA TOUR cards through the Web.com Tour. Alumni have claimed more than 425 TOUR victories, 20 major championships and five FEDEX CUP titles.



A Few Facts About The Web.com Tour

- The Web.com Tour is owned and operated by the PGA TOUR.
- In 2013, the Web.com Tour became The Path to the PGA TOUR with all 50 PGA TOUR cards awarded through the Web.com Tour and the season culminating at the four-event Web.com Tour Finals in the early fall.
- Three out of four PGA TOUR members played on the Web.com Tour.
- Of the 280 eligible Web.com Tour players in 2017, 90 are international members from 24 countries outside the U.S.
- Xander Schauffele's win at the 2017 TOUR Championship was the 479th PGA TOUR title by a former Web.com Tour player and 32nd of the 2016-17 PGA TOUR season.
- Web.com Tour players have won 23 major championships, most recently Justin Thomas at the 2017 PGA Championship. David Duval, Craig Perks, Stephen Ames, Tim Clark, Matt Kuchar, Jason Day and Si Woo Kim have all won THE PLAYERS Championship.
- Ninety-two of the 125 players who qualified for the 2017 FedExCup Playoffs on the PGA TOUR formerly played the Web.com Tour.
- Ninety-seven of the 144 contestants in the 2016 PLAYERS Championship once played the Web.com Tour.
- Eleven Web.com Tour alums competed in the 2015 Presidents Cup for either the U.S. or International teams.
- The total prize money in 2017 \$17,775,000 over 26 tournaments. The average purse is \$683,000. The largest purse is \$1 million, available at all four Web.com Tour Finals events.
- Golf Channel will air 12 Web.com Tour events in 2017.
- The five leading money winners from PGA TOUR Latinoamérica, PGA TOUR Canada and PGA TOUR China in 2017 will earn Web.com Tour membership in 2018.
- Web.com became the Tour's new umbrella sponsor on June 27, 2012. A 10-year agreement is in place (through 2021).



IMPACT ON THE PGA TOUR



A new era began in 2013 as all 50 TOUR cards now flow through the Web.com Tour, making it THE Path to the PGA TOUR. But did you know Web.com Tour alumni have been succeeding at the next level for more than 28 years? Here's a look at the Web.com Tour's undeniable impact on the PGA TOUR.

BIG NAMES

Everyone knows the big names like Bubba Watson, Justin Thomas and Brandt Snedeker. But did you know all of those players once played on the Web.com Tour? In fact, three of every four PGA TOUR players are Web.com Tour alums.



3 OF 4 PGA TOUR PLAYERS

A PROVEN RECORD

Not only are Web.com Tour alums filling the ranks of the PGA TOUR, they are quickly rising to the top. Since the Tour's inception in 1990, alumni have accounted for more than 465 PGA TOUR victories.

470+

PGA TOUR VICTORIES and counting

HIGH PRAISE

Simply put, Web.com Tour alumni are ready to compete and win. But don't take our word for it, just ask pros like Matt Kuchar or Jason Day, two alums who have had some serious success on the PGA TOUR.

"There's no question about the fact that the [Web.com] Tour is the proving ground for the regular Tour... when they go to the regular Tour, they're prepared for it."

- Arnold Palmer



CONTINUED SUCCESS

Just in case you still don't see the impact of the Web.com Tour on the PGA TOUR, here are a few more big numbers for you. Believe us now?

23

MAJOR CHAMPIONSHIP WINS










4

FEDEX CUP CHAMPIONS

Web.com Tour Alumni

Since the Web.com Tour's inception in 1990, it has graduated 356 players to the PGA TOUR (484, including repeat graduates), with hundreds of other PGA TOUR-bound players having also gained experience by way of the TOUR's proving ground. Once on the PGA TOUR, these same players have produced 447 TOUR victories, including winning 23 majors and seven PLAYERS Championships (through the 2016-17 season). More than three out of four PGA TOUR members have Web.com Tour roots.

The following are just a handful of the many Web.com Tour alumni who have achieved success on the PGA TOUR (with year last played on Tour listed):



2017 Web.com Tour Schedule

| Date | Tournament | TV | Golf Course(s) | Location | Purse | Winners |
|------------------|---|------|--|-----------------------|-------------|-------------------|
| Jan 8-11 | The Bahamas Great Exuma Classic | GOLF | Emerald Bay Golf Course | Great Exum, BAH | \$600,000 | Kyle Thompson |
| Jan 22-25 | The Bahamas Great Abaco Classic | GOLF | The Abaco Club on Winding Bay | Great Abaco, BAH | \$600,000 | Andrew Landry |
| Feb 9-12 | Club Colombia Championship by Servientrega | | Bogotá Country Club | Bogota, COL | \$700,000 | Ethan Tracy |
| Feb 16-19 | Panama Claro Championship | | Panama Golf Club | Panama City, PAN | \$625,000 | Andrew Putnam |
| Mar 23-26 | Chitimacha Louisiana Open presented by NACHER | | Le Triomphe Golf & Country Club | Broussard, LA | \$550,000 | Casey Wittenburg |
| Apr 20-23 | United Leasing & Finance Championship | GOLF | Victoria National Golf Club | Newburgh, IN | \$600,000 | D.H. Lee |
| Apr 27-30 | El Bosque Mexico Championship presented by INNOVA | | El Bosque Country Club | Leon, Guanajuato, MEX | \$650,000 | Matt Atkins |
| May 4-7 | Corales Puntacana Resort & Club Championship | | Corales Golf Club | Punta Cana, DOM | \$625,000 | Nate Lashley |
| May 18-21 | BMW Charity Pro-Am Presented by SYNEX Corporation | GOLF | Thornblade Club | Greer, SC | \$700,000 | Stephan Jaeger@ |
| Jun 1-4 | Rex Hospital Open | | TPC Wakefield Plantation | Raleigh, NC | \$650,000 | Conrad Shindler |
| Jun 8-11 | Rust-Oleum Championship | GOLF | Ivanhoe Club | Ivanhoe, IL | \$600,000 | Stephan Jaeger |
| Jun 15-18 | Air Capital Classic | | Crestview Country Club | Wichita, KS | \$625,000 | Aaron Wise |
| Jun 22-25 | Lincoln Land Charity Championship | | Panther Creek Country Club | Springfield, IL | \$550,000 | Adam Schenk |
| Jun 29-Jul 2 | Nashville Golf Open | | Nashville Golf & Athletic Club | Nashville, TN | \$550,000 | Lanto Griffin |
| Jul 6-9 | LECOM Heath Challenge | GOLF | Peek'n Peak Resort & Spa - Upper Course | Clymer, NY | \$600,000 | Chesson hadley |
| Jul 13-16 | Utah Championship presented by Zions Bank | GOLF | Oakridge Country Club | Farmington, UT | \$675,000 | Brice Garnett |
| Jul 20-23 | Pinnacle Bank Championship | | The Club at Indian Creek (Black Bird/Gray Hawk) | Elkhorn, NE | \$600,000 | Sam Ryder |
| Jul 27-30 | Digital Ally Open | | Nicklaus Golf Club at LionsGate | Overland Park, KS | \$650,000 | Zecheng Dou |
| Aug 3-6 | Ellie Mae Classic at TPC Stonebrae | | TPC Stonebrae | Hayward, CA | \$600,000 | Martin Piller |
| Aug 10-13 | Price Cutter Charity Championship presented by Dr Pepper | | Highland Springs Country Club | Springfield, MO | \$675,000 | Ben Silverman |
| Aug 17-20 | News Sentinel Open presented by Pilot presented by Pilot | | Fox Den Country Club | Knoxville, TN | \$550,000 | Talor Gooch |
| Aug 24-27 | WinCo Foods Portland Open presented by Kraft Heinz | GOLF | Pumpkin Ridge Golf Club (Witch Hollow) | North Plains, OR | \$800,000 | Brice Garnett |
| Aug 31 -Sep 3 | Nationwide Children's Hospital Championship | GOLF | Ohio State University Golf Club | Columbus, OH | \$1,000,000 | Peter Uihlein |
| Sep 14-17 | Albertsons Boise Open presented by Kraft Nabisco | GOLF | Hillcrest Country Club | Boise, ID | \$1,000,000 | Chesson Hadley |
| Sep 21-24 | DAP Championship | GOLF | Canterbury Golf Club (| Beachwood, OH | \$1,000,000 | Nicholas Lindheim |
| Sep 28-Oct 1 | Web.com Tour Championship | GOLF | Atlantic Beach Country Club | Atlantic Beach, FL | \$1,000,000 | Emiliano Grillo** |

**2015 champion, the 2016 Web.com Tour Championship was cancelled due to the pending threat of Hurricane Matthew.



Web.com is a global provider of a full range of Internet services to small businesses to help them compete and succeed online. Web.com meets the needs of small businesses anywhere along their lifecycle with affordable, subscription-based solutions including domains, hosting, website design and management, search engine optimization, online marketing campaigns, local sales leads, social media, mobile products and eCommerce solutions.

The company's 10-year sponsorship of the Web.com Tour began in June 2012. In addition to the umbrella sponsorship, Web.com is

an official marketing partner of the PGA TOUR, Web.com Tour and Champions Tour, a proud sponsor of Professional Golfer Jim Furyk, and provides internet services and online solutions for players across all three Tours and events looking to grow their brands.

For more information, please visit www.web.com; follow Web.com on Twitter @webdotcom or on Facebook at facebook.com/web.com

Web.com Tour Championship Fact Sheet

EVENT: Web.com Tour Championship

DATES: September 29 – October 1, 2017

SITE: Atlantic Beach Country Club | Atlantic Beach, FL

PAR: 35-36-71

YARDAGE: 6,849

ARCHITECT: Erik Larson (2015)

WEB.COM TOUR FINALS: The Web.com Tour Championship is the culminating event of the 2017 Web.com Tour tournament season and the four-event Web.com Tour Finals. The Finals will be preceded by 22 Regular Season events.

WHAT'S AT STAKE: The Finals will feature the top-75 money winners at the end of the Web.com Tour's Regular Season, as well as players who finish 126-200 at the end of Wyndham Championship on the PGA TOUR and are not eligible to compete in the FedExCup Playoffs.

The 25-leading money winners on the Web.com Tour after the WinCo Foods Portland Open will be guaranteed a PGA TOUR card for 2017-18.

An additional 25 players will earn TOUR cards for 2017-18 based solely on their play in the Finals.

TOUR ranking positions for all 50 players will be done on an alternating basis between the first set of 25 players using combined Regular Season and Finals earnings, and the second set using Finals earnings only.

FORMAT: Four-day, 72-hole stroke-play competition; 36-hole cut to low 65 and ties.

PURSE: \$1,000,000; first prize is \$180,000.

MEDIA CONTACT: Royce Thompson...roycethompson@pgatourhq.com / 321-246-7687

TOURNAMENT OFFICE: 1600 Selva Marina Drive
Atlantic Beach, FL 32233
(904) 372-2222 ext. 125

TOURNAMENT DIRECTOR: Adam Renfroe
AdamRenfroe@pgatourhq.com
(904) 252-9515

WEBSITE: www.webtourchampionship.com

SOCIAL MEDIA: Twitter @WebTourChamp
Facebook <https://www.facebook.com/webtourchampionship>
Instagram @WebTourChamp

TICKETS: www.webtourchampionship.com (via Ticketmaster)

Path to the PGA TOUR



A new era began in 2013 as all 50 TOUR cards now flow through the Web.com Tour, making it THE Path to the PGA TOUR. If you've ever wondered what it takes to actually make it to the PGA TOUR, check out the numbers below to see how the odds stack up.

THE PATH TO THE PGA TOUR

PLAY THE GAME

Did you know there are more than 50 million people in the world playing the game of golf? With growth of the game on a steady rise thanks to new markets like China and South America, expect that number to rise even higher in the near future.

TURNING PRO

For those few golfers whose skill ranks on a professional level, there are three ways to move closer to the PGA TOUR. Through seasons with PGA TOUR Latinoamérica and the Mackenzie Tour or you can take your chances at Web.com Tour Q School for one of 155 spots.

THE PATH TO THE PGA TOUR

The Web.com Tour identifies and transitions those select players ready to compete and win on the PGA TOUR. Three of every four PGA TOUR players are Web.com Tour alums, accounting for more than 465+ TOUR victories.

GOLF'S GREATEST STAGE

How hard is it to make it to the PGA TOUR? Well, of the 50 million players in the world, 245 play the TOUR. That means you have a 1 in 326,000 chance of seeing your name on a TOUR leaderboard, or about .0003 percent. Bottom line, these guys are good.

50 MILLION

ESTIMATED NUMBER OF GOLFERS WORLDWIDE



212
MEMBERS

5
ADVANCE



1200
APPLICANTS

155
ADVANCE



LATINOAMÉRICA

280
MEMBERS

5
ADVANCE



50
CARDS



245 PLAYERS

Inside the Web.com Tour Finals

THE FIELD

**PGA TOUR - 126-200
IN FEDEXCUP
POINTS
+
WEB.COM TOUR
1-75 ON
MONEY LIST**



HOW IT WORKS

The top 25 players on the money list for the Web.com Tour regular season are assured a PGA TOUR Card, but their quest to earn a PGA TOUR Card does not end there.

The Finals will determine an additional 25 cards, based on cumulative earnings in those events, as well as the positioning of all 50 cards.

50 PGA TOUR Cards awarded following the Web.com Tour Championship

WHAT'S AT STAKE



50 CARDS

EXEMPT STATUS AND AN INVITE TO THE 2018 PLAYERS CHAMPIONSHIP AWARDED TO:

#1 on the Web.com Tour Regular Season Money List
#1 from the Web.com Tour Finals Money List

A FOUR EVENT SERIES



**OSU - SCARLET COURSE
COLUMBUS, OHIO
AUGUST 31 - SEPTEMBER 3**



**HILLCREST COUNTRY CLUB
BOISE, IDAHO
SEPTEMBER 14 - 17**

**DAP
Championship**



**CANTERBURY GOLF CLUB
CLEVELAND, OHIO
SEPTEMBER 21 - 24**



**ATLANTIC BEACH COUNTRY CLUB
ATLANTIC BEACH, FLORIDA
SEPTEMBER 28 - OCTOBER 1**

Web.com Tour \$1 Million Purse Breakdown

| Position | Money | Position | Money | Position | Money | Position | Money |
|----------|-----------|----------|----------|----------|---------|----------|---------|
| 1 | \$180,000 | 18 | \$15,000 | 34 | \$5,850 | 50 | \$2,900 |
| 2 | 108,000 | 19 | 14,000 | 35 | 5,600 | 51 | 2,850 |
| 3 | 68,000 | 20 | 13,000 | 36 | 5,350 | 52 | 2,800 |
| 4 | 48,000 | 21 | 12,000 | 37 | 5,100 | 53 | 2,770 |
| 5 | 40,000 | 22 | 11,200 | 38 | 4,850 | 54 | 2,740 |
| 6 | 36,000 | 23 | 10,400 | 39 | 4,600 | 55 | 2,710 |
| 7 | 33,500 | 24 | 9,600 | 40 | 4,400 | 56 | 2,680 |
| 8 | 31,000 | 25 | 8,800 | 41 | 4,200 | 57 | 2,660 |
| 9 | 29,000 | 26 | 8,330 | 42 | 4,000 | 58 | 2,640 |
| 10 | 27,000 | 27 | 7,900 | 43 | 3,800 | 59 | 2,620 |
| 11 | 25,000 | 28 | 7,500 | 44 | 3,600 | 60 | 2,600 |
| 12 | 23,000 | 29 | 7,200 | 45 | 3,400 | 61 | 2,580 |
| 13 | 21,000 | 30 | 6,900 | 46 | 3,200 | 62 | 2,560 |
| 14 | 19,000 | 31 | 6,600 | 47 | 3,050 | 63 | 2,540 |
| 15 | 18,000 | 32 | 6,350 | 48 | 3,000 | 64 | 2,520 |
| 16 | 17,000 | 33 | 6,100 | 49 | 2,950 | 65 | 2,500 |
| 17 | 16,000 | | | | | | |

2017 Web.com Tour Finals Overview

The Web.com Tour and the Web.com Tour Finals are The Path to the PGA TOUR.

- The Web.com Tour is The Path for the PGA TOUR's 50 membership cards for the following season.
- The 2017 Web.com Tour season consists of 22 Regular Season events, followed by four Finals events.
- While the top-25 players from the Web.com Tour Regular Season have already earned their PGA TOUR cards, their order of priority won't be determined until the conclusion of the Web.com Tour Finals on Oct. 1st. They will carry their earnings into the Finals and priority will be established based on their Regular Season and Finals earnings combined.
- The four-event Web.com Tour Finals will determine a second set of 25 cards based on cumulative earnings by all the Finalists, with the exception of the 25 who already secured cards via the Regular Season (see item above). The leading money winner in the four Finals events will also be fully exempt on the PGA TOUR in 2017-18 and receive a THE PLAYERS Championship exemption (if different than the Regular Season/Finals leading money winner).
- Of those players from the Web.com Tour Regular Season top-25 list, the No. 1 player at the conclusion of the Finals based on combined Regular Season and Finals earnings will receive a full exemption to the PGA TOUR. Therefore, any Regular Season top-25 player can earn the coveted No. 1 position if he performs well enough in the four Finals events. In addition to his PGA TOUR exemption, the No. 1 player receives an exemption into THE PLAYERS Championship for the upcoming season.
- A separate money list for the Web.com Tour Finals will determine the final 25 PGA TOUR cards. The player who earns the most money during the four Finals events (if different from the combined Regular Seasons/Finals money winner) will earn a full exemption to the PGA TOUR plus an invitation to THE PLAYERS.
- The fields for the four Web.com Tour Finals events will combine the top-75 money winners from the Web.com Tour's Regular Season and Nos. 126-200 from the PGA TOUR's FedExCup points list (including non-members), plus medical exemptions, at the conclusion of the Wyndham Championship on Aug. 23rd. Those with existing PGA TOUR exemptions may not compete.
- All four Finals events will feature \$1 million purses.
- All four will air on Golf Channel in the United States. They will also be available in 192 countries and territories via the PGA TOUR's international broadcasting operation.
- The 2017-18 PGA TOUR season begins with the Frys.com Open Oct. 5-8.

2017 Web.com Tour Regular Season Final Money List (1-75)

| Rank | Player | Money | Rank | Player | Money | Rank | Player | Money |
|------|-----------------|-----------|------|-------------------|-----------|------|------------------|----------|
| 1 | Brice Garnett | \$368,761 | 26 | Keith Mitchell | \$151,444 | 51 | Carlos Ortiz | \$93,964 |
| 2 | Sam Ryder | \$314,306 | 27 | Rob Oppenheim | \$150,693 | 52 | Jamie Arnold | \$93,838 |
| 3 | Abraham Ancer | \$295,528 | 28 | Martin Piller | \$144,667 | 53 | Roger Sloan | \$92,262 |
| 4 | Andrew Landry | \$292,939 | 29 | Tom Lovelady | \$137,611 | 54 | Sebastián Muñoz | \$91,000 |
| 5 | Stephan Jaeger | \$278,364 | 30 | D.H. Lee | \$136,718 | 55 | Jonathan Byrd | \$87,178 |
| 6 | Talor Gooch | \$271,316 | 31 | Tyler Duncan | \$136,219 | 56 | Justin Hueber | \$86,267 |
| 7 | Kyle Thompson | \$266,312 | 32 | Nicholas Thompson | \$131,848 | 57 | Rafael Campos | \$85,920 |
| 8 | Andrew Putnam | \$266,296 | 33 | Jimmy Gunn | \$130,109 | 58 | David Skinns | \$85,449 |
| 9 | Chesson Hadley | \$264,350 | 34 | Chris Baker | \$128,233 | 59 | Eric Axley | \$83,871 |
| 10 | Ben Silverman | \$256,906 | 35 | Jason Gore | \$126,178 | 60 | Seth Reeves | \$82,953 |
| 11 | Nate Lashley | \$252,160 | 36 | Alex Prugh | \$125,534 | 61 | John Chin | \$80,447 |
| 12 | Adam Schenk | \$236,792 | 37 | Jonathan Hodge | \$125,528 | 62 | Anders Albertson | \$79,564 |
| 13 | Andrew Yun | \$222,856 | 38 | Taylor Moore | \$124,521 | 63 | Michael Johnson | \$77,643 |
| 14 | Ted Potter, Jr. | \$207,368 | 39 | Augusto Núñez | \$116,421 | 64 | Mito Pereira | \$74,854 |
| 15 | Austin Cook | \$206,515 | 40 | Josh Teater | \$114,774 | 65 | Wes Roach | \$74,603 |
| 16 | Zecheng Dou | \$203,630 | 41 | Casey Wittenberg | \$111,541 | 66 | Adam Svensson | \$73,627 |
| 17 | Conrad Shindler | \$203,483 | 42 | Scott Gutschewski | \$111,189 | 67 | Jin Park | \$73,328 |
| 18 | Aaron Wise | \$199,922 | 43 | Denny McCarthy | \$109,856 | 68 | Ben Kohles | \$72,832 |
| 19 | Matt Atkins | \$192,029 | 44 | Adam Long | \$109,798 | 69 | Vince Covello | \$71,294 |
| 20 | Xinjun Zhang | \$186,306 | 45 | Billy Kennerly | \$108,557 | 70 | Blake Adams | \$71,243 |
| 21 | Brandon Harkins | \$172,162 | 46 | Scott Harrington | \$102,462 | 71 | Sepp Straka | \$70,555 |
| 22 | Lanto Griffin | \$169,689 | 47 | Kyoung-Hoon Lee | \$97,600 | 72 | Derek Ernst | \$68,032 |
| 23 | Beau Hossler | \$164,326 | 48 | Matt Harmon | \$96,296 | 73 | Scott Langley | \$65,693 |
| 24 | Ethan Tracy | \$161,211 | 49 | Corey Connors | \$95,769 | 74 | Rhein Gibson | \$65,615 |
| 25 | Roberto Díaz | \$157,823 | 50 | Luke Guthrie | \$95,567 | 75 | Jacques Blaauw | \$64,005 |

- The top-75 from this year's Regular Season money list qualified for the Web.com Tour Finals.
- The top-25 earned their 2017-18 PGA TOUR cards based on their earnings in those first 22 events.
- The top-25 will be playing for their priority ranking in the Finals, which is based on their combined Regular Season and Finals earnings.
- Nos. 26-75 are vying for the second set of 25 PGA TOUR cards available via the Finals, which is based on their earnings in the four Finals events, as well as their priority ranking position.

2016-17 FedExCup Final Points List (126-200)

| Rank | Player | FedExCup Points | Rank | Player | FedExCup Points | Rank | Player | FedExCup Points |
|------|-------------------|-----------------|------|-------------------|-----------------|------|----------------------|-----------------|
| 126 | Zac Blair | 364 | 154 | Kyle Reifers | 241 | 180 | Brian Campbell | 132 |
| 127 | Shane Lowry* | 361 | 155 | Tag Ridings | 237 | 181 | Brett Stegmaier | 131 |
| 128 | David Hearn | 359 | 156 | Tim Wilkinson | 233 | 182 | Hunter Mahan | 130 |
| 129 | Sam Saunders | 354 | 157 | Jim Furyk | 232 | 183 | Will MacKenzie | 127 |
| 130 | Seamus Power | 350 | 158 | Andres Gonzales | 226 | 184 | Mark Hubbard | 124 |
| 131 | Daniel Summerhays | 348 | 159 | Ryan Armour | 222 | 185 | Davis Love III | 124 |
| 132 | J.T. Poston | 340 | 160 | Jonathan Randolph | 221 | 186 | Steven Alker | 121 |
| 133 | Cameron Tringale | 337 | 161 | Julían Etulain | 220 | 187 | Bill Lunde | 121 |
| 134 | Ryan Palmer | 336 | 162 | Retief Goosen | 205 | 188 | Gonzalo Fdez-Castaño | 118 |
| 135 | Billy Hurley III* | 333 | 163 | Spencer Levin | 201 | 189 | Andrew Johnston | 112 |
| 136 | Graeme McDowell* | 331 | 164 | Ryan Brehm | 188 | 190 | Bryce Molder | 109 |
| 137 | Trey Mullinax | 330 | 165 | Shawn Stefani | 188 | 191 | Andrew Loupe | 105 |
| 138 | Aaron Baddeley* | 325 | 166 | Tom Hoge | 187 | 192 | Stuart Appleby | 104 |
| 139 | Ricky Barnes | 324 | 167 | Peter Malnati* | 182 | 193 | Ken Duke | 98 |
| 140 | Johnson Wagner | 321 | 168 | Matt Every* | 175 | 194 | Mark Anderson | 98 |
| 141 | Smylie Kaufman* | 316 | 169 | Boo Weekley | 173 | 195 | Ángel Cabrera | 96 |
| 142 | Greg Owen | 314 | 170 | Jonathan Byrd | 172 | 196 | Brett Drewitt | 95 |
| 143 | Chad Collins | 305 | 171 | Fabían Gómez* | 168 | 197 | Nicholas Lindheim | 93 |
| 144 | Cameron Percy | 291 | 172 | Roberto Castro | 164 | 198 | Andres Romero | 91 |
| 145 | Brian Stuard* | 285 | 173 | Greg Chalmers* | 156 | 199 | Dicky Pride | 85 |
| 146 | Søren Kjeldsen | 283 | 174 | John Peterson | 153 | 200 | Padraig Harrington | 82 |
| 147 | Ben Crane | 281 | 175 | Ryo Ishikawa | 148 | | | |
| 148 | Michael Thompson | 278 | 176 | Joel Dahmen | 143 | | | |
| 149 | Alex Cejka | 276 | 177 | K.J. Choi | 143 | | | |
| 150 | Rick Lamb | 269 | 178 | Vijay Singh | 140 | | | |
| 151 | Troy Merritt | 265 | 179 | Steve Wheatcroft | 138 | | | |
| 152 | Matt Jones | 248 | | | | | | |
| 153 | Sebastián Muñoz | 241 | | | | | | |

- Those above with N-M (no position), name and points only are eligible as a result of their FedEx Cup Non-Member points.
- Those with an asterisk (*) next to their name are otherwise exempt on the PGA TOUR in 2016-17.
- Those with two asterisks (**) have PGA TOUR Medical Exemptions.
- Those with a CT are active Champions Tour members.

The following players are eligible and competing via 126 - 200 PGA TOUR Non-Member FedEx Cup Points List:

- Henrik Norlander
- Scott Hend
- Curtis Luck
- Peter Uihlein
- Matthew Southgate

The following PGA TOUR players are eligible and competing via PGA TOUR Special Medical Exemptions:

- Charlie Beljan
- Bronson Burgoon
- Jon Curran
- Brian Davis
- Colt Knost
- S.J. Park
- Willy Wilcox

Weekly Money Leaders

| Tournament | Money Leader | Amount |
|--|---------------------------------|-----------|
| The Bahamas Great Exuma Classic | Kyle Thompson | \$108,000 |
| The Bahamas Great Abaco Classic | Kyle Thompson/ Andrew Landry | \$108,000 |
| Club Colombia Championship | Ethan Tracy | \$126,000 |
| Panama Claro Championship | Andrew Putnam | \$171,100 |
| Chitimacha Louisiana Open | Andrew Putnam | \$171,100 |
| United Leasing & Finance Championship | Andrew Putnam | \$171,100 |
| El Bosque Mexico Championship | Andrew Putnam | \$182,201 |
| Corales Puntacana Resort and Club Championship | Andrew Putnam | \$182,201 |
| BMW Charity Pro-Am | Andrew Putnam | \$189,072 |
| Rex Hospital Open | Andrew Putnam | \$222,872 |
| Rust-Oleum Championship | Stephan Jaeger | \$247,860 |
| Air Capital Classic | Stephan Jaeger | \$247,860 |

| Tournament | Money Leader | Amount |
|---|----------------|-----------|
| Lincoln Land Charity Championship | Stephan Jaeger | \$249,856 |
| Nashville Golf Open | Stephan Jaeger | \$251,285 |
| LECOM Health Challenge | Stephan Jaeger | \$251,285 |
| Utah Championship | Stephan Jaeger | \$251,285 |
| Pinnacle Bank Championship | Andrew Landry | \$276,118 |
| Digital Ally Open | Andrew Landry | \$282,107 |
| Ellie Mae Classic | Andrew Landry | \$282,107 |
| Price Cutter Charity Championship | Andrew Landry | \$282,107 |
| News Sentinel Open | Andrew Landry | \$286,582 |
| Winco Foods Portland Open | Brice Garnett | \$368,761 |
| Nationwide Children's Hospital Championship | Brice Garnett | \$368,761 |
| Albertsons Boise Open | Chesson Hadley | \$471,350 |
| DAP Championship | Chesson Hadley | \$559,350 |

Performance Benefits

For the PGA TOUR:

- The top-25 players from the Web.com Tour Regular Season money list earn their PGA TOUR cards (with positioning determined in the Finals).
- The top-25 players on the Web.com Tour Finals money list who do not already have a card also earn a PGA TOUR Card (with positioning determined in the Finals).
- The player with the most combined earnings from the Web.com Tour Regular Season and Finals and the player with the most earnings at the Web.com Tour Finals are exempt from the reshuffle the following year and are also awarded an exemption into the 2018 PLAYERS Championship.
- Any Web.com Tour member who wins three events in the same calendar year becomes eligible immediately for PGA TOUR membership in the current year and is exempt from the reshuffle the following year.

For the Web.com Tour:

- Winners of Web.com Tour events are fully exempt for Web.com Tour Regular Season events for the balance of the year of their win and the following full year. They are then eligible via Past Champion categories for an additional eight years.
- The top-75 players on the Web.com Tour Regular Season money list are fully exempt for the following year's Web.com Tour Regular Season events.
- The next 25 players on the Web.com Tour Finals money list who did not earn PGA TOUR cards are fully exempt for the following year's Web.com Tour Regular Season events.
- Finishers 76 to 100 on the Web.com Tour Regular Season money list are conditionally exempt for the following year's Web.com Tour Regular Season events.
- Winners of Web.com Tour events are exempt for the particular tournament won for the following five years.
- Finishers 76-85 on the Web.com Tour Regular Season money list are exempt to Web.com Tour Qualifying Tournament Finals.
- PGA TOUR 126-150 in FedExCup points are eligible in the current year for the Web.com Tour Finals and are fully exempt for the following year on the Web.com Tour.
- PGA TOUR 151-200 in FedExCup points are eligible in the current year for the Web.com Tour Finals and have conditional status for the following year on the Web.com Tour.

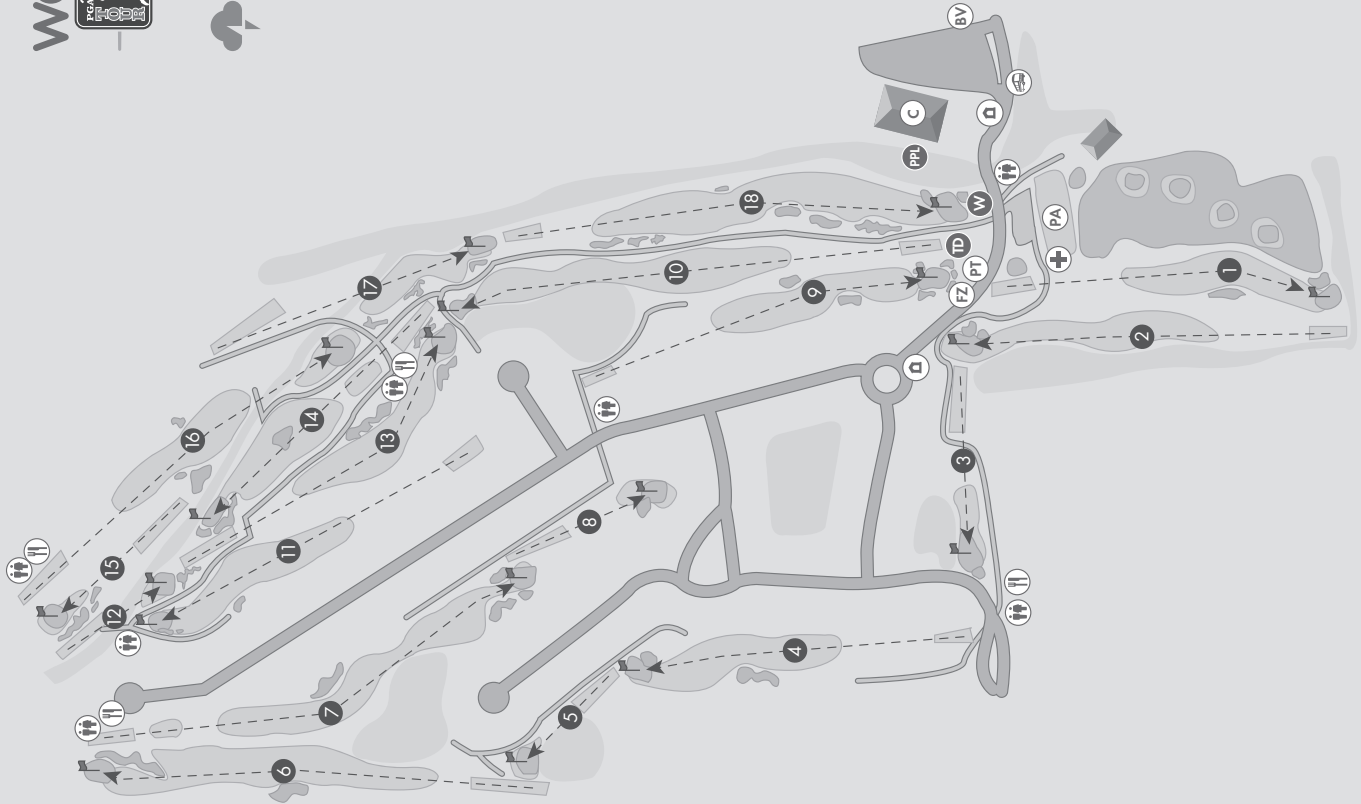
Other Performance Benefits:

- Players within the next 50 players who did not earn a PGA TOUR card through the Web.com Tour Finals are exempt into the final stage of the Web.com Tour Qualifying Tournament.
- Finishers 86 to 100 on the Web.com Tour Regular Season money list and any player who played in the Web.com Tour Finals are exempt into the second stage of the Web.com Tour Qualifying Tournament.
- Winners of Web.com Tour tournaments in the previous three seasons are exempt into the second stage of the Web.com Tour Qualifying Tournament.
- Finishers 1 through 50 on the previous year's Web.com Tour Regular Season money list and winners of Web.com Tour events in the current year and previous year are exempt from local qualifying for the U.S. Open.

Course Map



**INCLEMENT WEATHER
POLICY FOR SPECTATORS**
OBSERVE THE LEADERBOARDS THROUGHOUT
THE COURSE FOR WEATHER WARNING SIGNS.
SPECTATORS SHOULD TAKE PRECAUTIONS AS
SOON AS A WARNING APPEARS AND SEEK
SHELTER IMMEDIATELY IF THE SIREN SOUNDS.



OPEN TO PUBLIC

- BV** US ASSURE BIKE VALET
- C** CLUBHOUSE
- CL** CONCESSIONS
- FZ** FAN ZONE / FOOD TRUCKS
- +** FIRST AID
- SD** SHUTTLE DROP / PICK UP
- ME** MAIN ENTRANCE / WILL CALL
- PT** PETE'S TURN / CONCESSIONS
- PA** PRACTICE AREA
- TR** RESTROOMS

HOSPITALITY

- TD** THE DECK ON 18
- W** WEB.COM
- PPL** PIVOT POOLSIDE LOUNGE

ATLANTIC BEACH COUNTRY CLUB

| HOLE | 1 | 2 | 3 | 4 | 5 | 6 | 7 | 8 | 9 | OUT |
|-------|-----|-----|-----|-----|-----|-----|-----|-----|-----|------|
| PAR | 4 | 4 | 3 | 4 | 3 | 5 | 5 | 3 | 4 | 35 |
| YARDS | 385 | 444 | 229 | 387 | 153 | 552 | 575 | 169 | 435 | 3330 |

| HOLE | 10 | 11 | 12 | 13 | 14 | 15 | 16 | 17 | 18 | IN |
|-------|-----|-----|-----|-----|-----|-----|-----|-----|-----|------|
| PAR | 5 | 4 | 3 | 4 | 3 | 4 | 3 | 4 | 5 | 36 |
| YARDS | 600 | 441 | 165 | 420 | 369 | 168 | 472 | 330 | 545 | 3510 |

TOTAL PAR 71 YARDS 6849

LIVE MAPS
AVAILABLE



DOWNLOAD
TODAY
FOR FREE

Web.com Tour Championship History



2015 Champion - Winner Emiliano Grillo

Emiliano Grillo claimed the Web.com Tour Championship by one shot when he birdied the 72nd hole and secured his PGA TOUR card. The 23-year-old Argentine carded a 69 for a 14-under-par total 266. Grillo made \$283,666 during the Web.com Tour Finals to finish in the fourth spot on the final PGA TOUR priority ranking as he headed off to the PGA TOUR.

Grillo's first-round 66 left him three shots back of Rhein Gibson after 18 holes. Grillo grabbed the 36-hole lead with a second-round 64 and led by one heading into the weekend. On Saturday, Grillo extended his lead to two strokes over Chez Reavie with a third-round 67.

Grillo and Reavie went back and forth most of the afternoon. Grillo led early on before a bogey at No. 8 left him tied with Reavie. Reavie then birdied the par-4, ninth hole to take a one-stroke lead into the final nine.

Grillo answered on the very next hole with a birdie of his own to regain a share of the lead. Reavie then dropped a shot on the par-3, 11th to fall one behind Grillo. Grillo rattled off seven straight pars and arrived to the 18th hole tied with Reavie after the TOUR veteran birdied the par-5, 16th.

Grillo and Reavie were deadlocked at 13-under-par heading into the 72nd hole of the Web.com Tour Championship. Both hit the par-4 finishing hole in regulation with Grillo set to putt first. The Resistencia, Argentina native drained a 25-footer for birdie and finished at 14-under-par. Reavie stepped up, missed his bid to send the tournament into extra holes and tapped in for par making Grillo the second-youngest winner in Tour Championship history.

"I knew I needed that to win," said Grillo of his clutch effort. "I gave my best out there, and I think the best thing I did all day was

making that putt on 18. It was a great feeling making that putt,"

Grillo went on to win the Safeway Open in his first start on the PGA TOUR as a member. He ended his rookie campaign at the TOUR Championship in Atlanta, Ga. and finished the year ranked 11th in the FedExCup standings.



2015 Champion **Emiliano Grillo**

Emiliano Grillo – 2015 Web.com Tour Championship at TPC Sawgrass (Dye's Valley)

| Hole | 1 | 2 | 3 | 4 | 5 | 6 | 7 | 8 | 9 | Out | 10 | 11 | 12 | 13 | 14 | 15 | 16 | 17 | 18 | In | Total |
|----------|---|---|---|---|---|---|---|---|---|-----|----|----|----|----|----|----|----|----|----|----|-------|
| Par | 5 | 3 | 4 | 4 | 3 | 4 | 4 | 4 | 4 | 35 | 4 | 3 | 4 | 4 | 3 | 4 | 5 | 4 | 4 | 35 | 70 |
| Round #1 | 4 | 3 | 4 | 4 | 3 | 5 | 3 | 3 | 4 | 32 | 4 | 3 | 4 | 4 | 2 | 4 | 5 | 4 | 4 | 34 | 66 |
| Round #2 | 4 | 3 | 4 | 4 | 2 | 4 | 3 | 4 | 3 | 31 | 3 | 3 | 6 | 4 | 3 | 4 | 5 | 3 | 2 | 33 | 64 |
| Round #3 | 5 | 3 | 4 | 4 | 3 | 4 | 4 | 4 | 4 | 35 | 4 | 2 | 4 | 4 | 2 | 4 | 4 | 4 | 4 | 32 | 67 |
| Round #4 | 4 | 3 | 4 | 4 | 3 | 5 | 4 | 5 | 4 | 36 | 3 | 3 | 4 | 4 | 3 | 4 | 5 | 5 | 3 | 33 | 69 |

266 (-14)

History of The Web.com Tour Championship

Like its counterparts on the PGA TOUR and the Champions Tour, the Web.com Tour Championship came into being—in 1993—as a season-ending event for the year's top-50 money-winners on the Web.com Tour. The list was extended to 55 for 2000 and increased to 60 in 2004.

And, just like is done at THE TOUR Championship presented by Coca-Cola and the Charles Schwab Cup Championship, many things ride on the outcome of the Web.com Tour Championship.

For instance, what happens at the Web.com Tour Championship can have a direct bearing on who is named Web.com Tour Player of the Year. Additionally, the tournament can determine who wins the Web.com Tour money title. And, perhaps most importantly, the Web.com Tour Championship has a direct bearing on who earns the coveted PGA TOUR memberships for players finishing in the top 25 on the final money list.

For the past 14 seasons, the top 50 (60 today) on the Web.com Tour money list have been invited to compete for what began at \$200,000 and is now a \$775,000 purse.

In the first two years, the tournament was held in the Portland suburb of Cornelius, OR, at Pumpkin Ridge Golf Club's Ghost Creek Course. In the inaugural tournament, veteran Danny Briggs and rookie David Duval waged an intense battle for the title.

Duval, who had joined the Web.com Tour only two months before, began the final round three strokes behind Briggs. But on the third hole, the Georgia Tech graduate was buoyed by the first hole in one in Web.com Tour Championship history. A 20-foot birdie on the final hole subsequently brought Duval his second Web.com Tour title in nine tournaments.

In 1994, Mike Schuchart parlayed a final-hole birdie into his own Web.com Tour Championship win. Schuchart had to overcome a double bogey on the previous hole to earn his one-stroke victory over Emlyn Aubrey, Lee Rinker and Jeff Cook.

Following those first two editions at Pumpkin Ridge, the Web.com Tour Championship moved to Settindown Creek Golf Club in the Atlanta suburb of Roswell, GA, for the next two years.

In 1995, the heroics belonged to 47-year-old Allen Doyle. Following a storied amateur career, Doyle had decided to test the professional waters via the Web.com Tour. A resident of nearby LaGrange, GA, he arrived at Settindown Creek with two titles under his belt and walked away with the Web.com Tour Championship.

Doyle and John Maginnes finished 72 holes of regulation deadlocked at 5-under par 283. Doyle's par on the opening hole of the first playoff in Web.com Tour Championship history produced his third victory of 1995. That win also brought Doyle the \$45,000 first prize, leaving him in second place on the final money list that was worth a spot on the 1996 PGA TOUR. He also earned the distinction of being the oldest rookie in PGA TOUR history the following year.

Stewart Cink began the 1996 season as a rookie on the Web.com Tour but quickly proved he could compete like a veteran. With two wins during the season, Cink entered the Web.com Tour Championship with a firm hold on the money-list lead.

Cink was tied for first place with two other players after the opening round. The Atlanta resident took a two-stroke advantage after the second round and never relinquished that lead. Cink's victory was worth \$45,000 and gave him a total of \$251,699 in season's winnings, thus making him the first player in Web.com Tour history to surpass \$200,000 in a season. Cink capped his rookie season by earning the 1996 Web.com Tour Player of the Year Award.

In 1997, the Web.com Tour Championship moved to Auburn/Opelika, AL, and to Grand National Golf Club's Lake Course on the Robert Trent Jones Golf Trail. Steve Flesch established several records

in winning that year's Web.com Tour Championship.

Flesch's leads of three strokes after 36 holes and four after 54 holes are tournament records. Flesch also became the first player to make the Web.com Tour Championship his first Web.com Tour victory. Flesch's \$54,000 first-place check vaulted him from 24th on the Web.com Tour money list to fourth place, with a total of \$133,190.

The 1998 Web.com Tour Championship was the second played on Alabama's Robert Trent Jones Golf Trail, this time on the Crossings Course at Magnolia Grove in Mobile, AL.

The Crossings Course provided a true test of skill that proved a challenge to the players, and it was Bob Burns who prevailed over Jeff Gove by three strokes after going into the final round with a four-stroke advantage.

In 1999, the tournament remained on the Robert Trent Jones Golf Trail's Highland Oaks Golf Club in Dothan, AL. Bob Heintz had a share of the lead after each round, and he won the tournament in a playoff over Marco Dawson when Heintz birdied the first extra hole.

The tournament remained at Highland Oaks in 2000, and Spike McRoy overcame the highest start by a winner (74) to set the tournament record—16-under-par 272. At the time, his second-round 64 and third-round 65 established Web.com Tour Championship lows for those two rounds. And his winning margin topped the previous record—four strokes—established by Cink in 1996 and equaled by Flesch in 1997.

Pat Bates put an exclamation point on his comeback season in 2001 by winning the Web.com Tour Championship at the Senator Course at Capitol Hill. It was Bates' third win on the year and gave him an automatic promotion to the PGA TOUR. His 284 winning total is the highest winning score in Web.com Tour Championship history, a testament to the difficulty of the nearly 7,700-yard course.

In 2002, again at the Senator Course, Patrick Moore battled the elements and eventually came out victorious.

Rain began Thursday and never let up all week. But Moore put together back-to-back rounds of 69-66 to take the 54-hole lead by two strokes over Steven Alker, Mike Heinen and Jeff Klauk. When players completed their third rounds Sunday morning, officials tried to hold the fourth round. But heavy rain forced another delay and the tournament was officially shorted to 54 holes.

The victory was Moore's third of the season, and he immediately earned a promotion to the PGA TOUR. He played the last official event of the season, the Southern Farm Bureau Classic.

The Web.com Tour Championship returned to The Senator Course for a third straight year in 2003, and Chris Couch helped rewrite the record books with his stellar play. Couch entered the tournament on a hot streak, having won six weeks earlier at the Oregon Classic and then finishing second the week before the Web.com Tour Championship when he was runner-up at the Miccosukee Championship.

Couch set 36-, 54- and 72-hole scoring records in his three-stroke win over D.J. Brigman. Couch eventually finished fourth on the money list, with \$342,874.

The tournament returned to the Senator Course once again in 2004 and the field enjoyed mild temperatures with a little morning fog each day.

Nick Watney entered the tournament after a second-place finish the previous week at the Miccosukee Championship. He proceeded to post scores of 69-64-71-69—273 to win by three over Brett Wetterich and earn his first career win.

The victory boosted Watney all the way to fifth on the final money list and sent him to the PGA TOUR.

The 2005 Championship returned to Prattville for the sixth

History of the Web.com Tour Championship (cont.)

consecutive season and David Branshaw took home the title with a 12-under 276 effort that left him two strokes ahead of Eric Axley.

The win boosted Branshaw from 29th on the money list all the way to seventh and sent him back to the PGA TOUR for the second time in his career. Axley, who entered the season without status on the Tour, utilized a strong weekend performance (66-69) to vault into second place and from 27th on the money list to 16th. It gave the lefthander his first PGA TOUR card.

The 2005 event marked the end of a nine-year stretch of Web.com Tour Championships held on Alabama's Robert Trent Jones Golf Trail.

The 2006 tournament was held at The Houstonian Golf & Country Club in suburban Houston, TX, with Craig Kanada chipping in on the final two holes to win the title and earn his PGA TOUR card for 2007.

The 2007 tournament moved west to the Barona Creek Golf Club in Lakeside, CA, near San Diego. Richard Johnson rallied on the weekend to overtake Michael Letzig, who opened the tournament with a course-record 60. Johnson's victory pushed him to first on the Web.com Tour money list and earned full exemption on the PGA TOUR for the following season, including a spot in the 2008 PLAYERS Championship. Letzig, who finished second, moved into "The 25" at No. 25 (from No. 26).

The 2008 Championship came to TPC Craig Ranch in McKinney, TX, near Dallas. Matt Bettencourt was four strokes from the lead heading into the weekend. After a third-round 63 he was tied for the lead with Bryce Molder. A final-round 69 gave him his second Web.com Tour title and pushed him to No. 1 on the Web.com Tour money list and earned a full exemption on the PGA TOUR for the following season, including a spot in the 2009 PLAYERS Championship. Molder, who finished T3, moved into "The 25" at No. 23 (from No. 32).

In 2009, the Championship moved to Daniel Island Club in Charleston, S.C. Matt Every closed with a pair of 67s on the weekend to claim a three-shot victory over 2009 Web.com Tour Player of the Year and leading money winner Michael Sim. Every began the win 49th on the money list and a long shot to capture his PGA TOUR card. The win, worth \$180,000, jumped him to 10th. One other player, Steve Wheatcroft, played his way onto the PGA TOUR. A T3 finish moved him from 31st to 18th.

The 2010 Championship returned to Daniel Island and took 76 holes to determine a winner, with Brendan Steele coming out on top. A birdie-4 on the fourth extra hole sealed the victory over Colt Knost. Steele entered the week 30th on the money list and catapulted to No. 6. Knost's runner-up moved him from 36th to 15th. David Hearn and Joe Affrunti also came from outside the top 25 to earn their PGA TOUR cards.

In 2011, Ken Duke fired a 4-under-par 68 in the final round at The Daniel Island Club to defeat Scott Brown by two strokes. At age 42 years, 9 months and one day, Duke became the second oldest player to win the Web.com Tour Championship (Allen Doyle/1995/age 47). He began the week 36th on the money list and left Charleston seventh. Only one player, James Nitties, was displaced from the top 25. Nitties dropped from 23rd to 26th.

In 2012, the Championship returned to TPC Craig Ranch near Dallas, where Justin Bolli opened and closed with 65 to capture a two-shot victory over James Hahn. Bolli began the week 44th on the money list and vaulted to ninth to earn his PGA TOUR card for the fourth time. Hahn made a dramatic green side up and down for birdie on the 72nd

hole to gain sole possession of second place that had a significant impact on the final makeup of "The 25". It bumped Adam Hadwin from 25th spot to 30th. Jim Herman was the beneficiary as he finished 25th. Two others played their way into the top 25, Morgan Hoffmann (31 to 19) and Doug LaBelle II (26 to 24), while three fell out, Camilo Benedetti (25 to 26), Hudson Swafford (23 to 27) and Joseph Bramlett (24 to 28).

The Web.com Tour Finals debuted in 2013, with the four-event series culminating at the Web.com Tour Championship at TPC Sawgrass-Dye's Valley course. Chesson Hadley outlasted Brad Fritsch, Scott Gardiner, John Peterson and Brendon Todd by one shot when he carded a final-round 69. Birdies at the 12th and 16th offset four back-nine bogeys. With Peterson finishing second, Hadley missed out on securing the No. 1 spot in the Finals, fully exempt PGA TOUR status and a PLAYERS exemption by \$567. Despite this he finished the year with the most money earned. Six players, all of whom missed the cut, were displaced from the priority rankings at the conclusion of the tournament. Playing in the same group, a lengthy 72nd-hole birdie putt by Lee Williams and a miss by Andres Gonzales led to Gonzales missing his card by one shot.

Back at TPC Sawgrass again in 2014, Derek Fathauer of Jupiter, Fla. earned his first professional title in the biggest event of the year. A one-shot victory over Zac Blair followed finishes of ninth, T16 and T8 in the first three Finals' events and placed him No. 1 on the Finals' money list. The effort landed him fully exempt PGA TOUR status for 2014-15. A T7 finish by Fathauer's former University of Louisville teammate Adam Hadwin pushed the Canadian past Carlos Ortiz and into No. 1 on the final combined Regular Season/Finals money title, also earning him fully exempt TOUR status. Six players, including Blair, played their way into the top 50 and a PGA TOUR card. The hardest-luck story of the six was Roberto Castro, who entered the week No. 41 in the Priority Ranking but finished odd man out at No. 51 with his T40 finish.

The third year of the Finals saw plenty of drama coming down the stretch. Chez Reavie secured the top spot on the Finals money list with finishes of T10, 1, T20 and 2. Argentine Emiliano Grillo burst onto the scene and outlasted Reavie in a shootout at the Web.com Tour Championship. Grillo birdied the 72nd hole to become the third youngest winner in tournament history. Patton Kizzire put the finishing touches on a great season with his T5 performance in the season finale. Kizzire was voted Player of the Year by his peers and won the Regular Season money title, also earning fully-exempt TOUR status. Five players moved from outside the top 25 on the Finals money list to inside at the conclusion of the Tour Championship including Rob Oppenheim, who left TPC Sawgrass after his final round, but quickly turned around when Tour officials notified him that he finished No. 50 in the priority rankings.

In 2016, the Web.com Tour Championship was cancelled due to the threat of Hurricane Matthew, which led to the mandatory evacuation of Atlantic Beach. Wesley Bryan took the No. 1 spot on the Regular Season money list as well as Player of the Year honors, thanks to victories at the Chitimacha Louisiana Open, El Bosque Mexico Championship and Digital Ally Open, which gave way to the 11th Three-Victory Promotion in Tour history. Grayson Murray won the Finals money list with a third-place finish at the Albertsons Boise Open and a win at the Nationwide Children's Hospital Championship, while Tim Wilkinson secured the 25th card and 50th position in the priority rankings after the Finals were cut short.

History at a Glance

| Final Round | Winner | Score | Runner(s)-up | Score | Location | Par/Yards | Purse | First Place |
|-------------|------------------|-------|---|-------|--|-----------|-------------|-------------|
| 10/17/1993 | David Duval | 277 | Danny Briggs | 278 | Pumpkin Ridge GC, Cornelius, OR | 71/6,839 | \$200,000 | \$36,000 |
| 10/16/1994 | Mike Schuchart | 277 | Emlyn Aubrey/ Jeff Cook/Lee Rinker | 278 | Pumpkin Ridge GC Cornelius, OR | 71/6,839 | 225,000 | 40,500 |
| 10/22/1995 | Allen Doyle* | 283 | John Maginnes | 283 | Settindown Creek GC, Roswell, GA | 72/7,054 | 250,000 | 45,000 |
| 10/20/1996 | Stewart Cink | 281 | David Berganio, Jr. | 285 | Settindown Creek GC, Roswell, GA | 72/7,054 | 250,000 | 45,000 |
| 10/19/1997 | Steve Flesch | 278 | Chris Smith | 282 | Grand National GC (Lake), Opelika, AL | 72/7,169 | 300,000 | 54,000 |
| 10/25/1998 | Bob Burns | 283 | Jeff Gove | 286 | Magnolia Grove (Crossings), Mobile, AL | 72/7,154 | 300,000 | 63,000 |
| 10/24/1999 | Bob Heintz* | 283 | Marco Dawson | 283 | Highland Oaks GC, Dothan, AL | 72/7,407 | 400,000 | 72,000 |
| 10/29/2000 | Spike McRoy | 272 | Briny Baird | 277 | Highland Oaks GC, Dothan, AL | 72/7,407 | 550,000 | 99,000 |
| 10/28/2001 | Pat Bates | 284 | Tom Carter | 287 | The Senator Course, Prattville, AL | 72/7,656 | 600,000 | 108,000 |
| | | | Brenden Pappas | | | | | |
| 10/27/2002 | Patrick Moore+ | 206 | Steven Alker/ Mike Heinen/Jeff Klauk | 208 | The Senator Course, Prattville, AL | 72/7,685 | 600,000 | 108,000 |
| 11/2/2003 | Chris Couch | 270 | D.J. Brigman | 273 | The Senator Course, Prattville, AL | 72/7,661 | 625,000 | 112,500 |
| 10/31/2004 | Nick Watney | 273 | Brett Wetterich | 276 | The Senator Course, Prattville, AL | 72/7,661 | 625,000 | 112,500 |
| 10/30/2005 | David Branshaw | 276 | Eric Axley | 278 | The Senator Course, Prattville, AL | 72/7,661 | 650,000 | 117,000 |
| 11/12/2006 | Craig Kanada | 275 | Andrew Buckle | 276 | The Houstonian G&CC, Richmond, TX | 72/7,240 | 750,000 | 135,000 |
| | | | Matt Kuchar | | | | | |
| 11/4/2007 | Richard Johnson | 264 | Michael Letzig | 265 | Barona Creek Golf Club, Lakeside, CA | 71/7,328 | 775,000 | 139,500 |
| 11/9/2008 | Matt Bettencourt | 267 | Jeff Klauk | 268 | TPC Craig Ranch, McKinney, TX | 71/7,438 | \$1,000,000 | 180,000 |
| 10/25/2009 | Matt Every | 267 | Michael Sim | 270 | Daniel Island Club, Daniel Island, SC | 72/7,446 | \$1,000,000 | 180,000 |
| 10/31/2010 | Brendan Steele* | 275 | Colt Knost | 275 | Daniel Island Club, Daniel Island, SC | 72/7,446 | \$1,000,000 | 180,000 |
| 10/30/2011 | Ken Duke | 278 | Scott Brown | 280 | Daniel Island Club, Daniel Island, SC | 72/7,446 | \$1,000,000 | 180,000 |
| 10/28/2012 | Justin Bolli | 268 | James Hahn | 270 | TPC Craig Ranch, McKinney, TX | 71/7,438 | \$1,000,000 | 180,000 |
| 9/29/2013 | Chesson Hadley | 270 | Brad Fritsch/ Scott Gardiner/ John Peterson/ Brendon Todd | 272 | TPC Sawgrass (Dye's Valley) Ponte Vedra Beach, FL | 70/6,864 | \$1,000,000 | 180,000 |
| 9/21/2014 | Derek Fathauer | 266 | Zac Blair | 267 | TPC Sawgrass (Dye's Valley) Ponte Vedra Beach, FL | 70/6,864 | \$1,000,000 | 180,000 |
| 10/4/2015 | Emiliano Grillo | 266 | Chez Reavie | 267 | TPC Sawgrass (Dye's Valley) Ponte Vedra Beach, FL | 70/6,864 | \$1,000,000 | 180,000 |
| 10/9/2016** | Event Cancelled | | | | Atlantic Beach Country Club, Atlantic Beach, FL | | | |

* = Playoff; + = Cut to 54 holes due to weather

** = Tournament cancelled due to Hurricane Mathew



Web.com Tour Championship Records

Best 18-Hole Score:

60 (11-under), **Michael Letzig**, first round, 2007
62 (10-under), **Daniel Chopra**, second round, 2011
62 (8-under), **Tommy Gainey**, second round, 2014
62 (8-under), **Roberto Castro**, fourth round, 2015
63 (9-under), **Jay Delsing**, second round, 2002
63 (9-under), **Matt Every**, second round, 2009
63 (8-under), **Gary Christian**, first round, 2007
63 (8-under), **Tjaart van der Walt**, first round, 2007
63 (7-under), **Ash Hall**, first round, 2013
63 (7-under), **Zac Blair**, first round, 2014
63 (7-under), **Nick Taylor**, fourth round, 2014
63 (7-under), **Rhein Gibson**, first round, 2015
64 (8-under), **Chris Tidland**, second round, 2003
64 (8-under), **David Hearn**, second round, 2004
64 (8-under), **Nick Watney**, second round, 2004
64 (8-under), **Craig Kanada**, second round, 2006
64 (8-under), **Michael Sim**, first round, 2009
64 (8-under), **Jerod Turner**, second round, 2009
64 (7-under), **James Hahn**, third round, 2012
64 (7-under), **Morgan Hoffman**, fourth round, 2012
64 (6-under), **Mark Anderson**, first round, 2013
64 (6-under), **Robert Karlsson**, first round, 2013
64 (6-under), **Troy Merritt**, second round, 2013
64 (6-under), **Sam Saunders**, first round, 2015
64 (6-under), **Oscar Fraustro**, first round, 2015
64 (6-under), **Lucas Glover**, first round, 2015
64 (6-under), **Emiliano Grillo**, second round, 2015

Best First-Round Score:

60 (11-under), **Michael Letzig**, 2007
63 (8-under), **Gary Christian**, 2007
63 (8-under), **Tjaart van der Walt**, 2007
63 (7-under), **Ash Hall**, 2013
63 (7-under), **Zac Blair**, 2014
63 (7-under), **Rhein Gibson**, 2015
64 (8-under), **Michael Sim**, 2009
64 (7-under), **James Driscoll**, 2007
64 (7-under), **Darron Stiles**, 2008
64 (6-under), **Mark Anderson**, 2013
64 (6-under), **Robert Karlsson**, 2013
64 (6-under), **Sam Saunders**, 2015
64 (6-under), **Oscar Fraustro**, 2015
64 (6-under), **Lucas Glover**, 2015

Best Second-Round Score:

62 (10-under), **Daniel Chopra**, 2011
62 (8-under), **Tommy Gainey**, 2014
63 (9-under), **Jay Delsing**, 2002
63 (9-under), **Matt Every**, 2009
64 (8-under), **Chris Tidland**, 2003

64 (8-under), **David Hearn**, 2004
64 (8-under), **Nick Watney**, 2004
64 (8-under), **Craig Kanada**, 2006
64 (8-under), **Jerod Turner**, 2009
64 (7-under), **Kyle Reifers**, 2008
64 (7-under), **Casey Wittenberg**, 2008
64 (6-under), **Troy Merritt**, 2013
64 (6-under), **Emiliano Grillo**, 2015

Best Third-Round Score:

63 (8-under), **Scott Gardiner**, 2007
63 (8-under), **Peter Tomasulo**, 2008
63 (8-under), **Matt Bettencourt**, 2008
64 (7-under), **John Kimbell**, 2007
64 (7-under), **Bryce Molder**, 2008
64 (7-under), **James Hahn**, 2012

Best Final-Round Score:

62 (8-under), **Robert Castro**, 2015
63 (7-under), **Nick Taylor**, 2014
64 (7-under), **Webb Simpson**, 2008
64 (7-under), **Morgan Hoffmann**, 2012
65 (7-under), **Ricky Barnes**, 2006
65 (6-under), **Tim Loustalot**, 1994
65 (6-under), **Tom Scherrer**, 1994
65 (6-under), **Jeff Gallagher**, 2000
65 (6-under), **David Hearn**, 2007
65 (6-under), **Garth Mulroy**, 2007
65 (6-under), **Jeremy Anderson**, 2007
65 (6-under), **Jeff Klauk**, 2008
65 (6-under), **Colt Knost**, 2008
65 (6-under), **Aron Price**, 2008
65 (5-under), **Brendon Todd**, 2013

Best First 36-Hole Score:

126 (60-66), 16-under, **Michael Letzig**, 2007
128 (63-65), 12-under, **Zac Blair**, 2014
130 (66-64), 12-under, **Richard Johnson**, 2007
130 (66-64), 10-under, **Emiliano Grillo**, 2015
131 (67-64), 13-under, **Justin Bolli**, 2004
131 (65-66), 11-under, **Jim McGovern**, 2007
131 (66-65), 11-under, **Tom Scherrer**, 2007
131 (65-66), 11-under, **B.J. Staten**, 2007
131 (67-64), 11-under, **Roland Thatcher**, 2007
131 (63-68), 11-under, **Tjaart van der Walt**, 2007
131 (64-67), 11-under, **Darron Stiles**, 2008
131 (66-65), 11-under, **Garrett Osborn**, 2007
131 (65-66), 9-under, **Garrett Osborn**, 2013
131 (65-66), 9-under, **Derek Fathauer**, 2014
131 (64-67), 9-under, **Lucas Glover**, 2015

Best 54-Hole Score:

197 (66-64-67), 16-under, **Richard Johnson**, 2007
197 (66-64-67), 13-under, **Emiliano Grillo**, 2015
198 (66-67-65), 18-under, **Chris Couch**, 2003
198 (66-65-67), 15-under, **Tom Scherrer**, 2007
198 (68-67-63), 15-under, **Matt Bettencourt**, 2008
198 (67-67-64), 15-under, **Bryce Molder**, 2008
198 (66-67-68), 12-under, **Derek Fathauer**, 2014

Best 72-Hole Score:

264 (66-64-67-67), 20-under, **Richard Johnson**, 2007
265 (60-66-73-66), 19-under, **Michael Letzig**, 2007

Low Finish by a Winner:

65 (6-under), **Justin Bolli**, 2012
66 (6-under), **Craig Kanada**, 2006
67 (5-under), **Matt Every**, 2009
67 (4-under), **Richard Johnson**, 2007
68 (4-under), **David Duval**, 1993
68 (4-under), **Ken Duke**, 2011

High Finish by a Winner:

74 (2-over), **Bob Burns**, 1998
73 (2-over), **Mike Schuchart**, 1994
73 (1-over), **Stewart Cink**, 1996
73 (1-over), **Steve Flesch**, 1997
73 (1-over), **Brendan Steele**, 2010

Low Start by a Winner:

65 (5-under), **Chesson Hadley**, 2013
65 (6-under), **Justin Bolli**, 2012
65 (5-under), **Chesson Hadley**, 2013
66 (6-under), **Stewart Cink**, 1996
66 (6-under), **Steve Flesch**, 1997
66 (6-under), **Brendan Steele**, 2010
66 (4-under), **Emiliano Grillo**, 2015

High Start by a Winner:

74 (2-over), **Spike McRoy**, 2000

Largest 18-Hole Lead:

3 strokes, **Perry Moss**, 1998
3 strokes, **Michael Letzig**, 2007
3 strokes, **Michael Sim**, 2009

Largest 36-Hole Lead:

4 strokes, **Richard Johnson**, 2007
3 strokes, **Steve Flesch**, 1997

Web.com Tour Championship Records

Largest 54-Hole Lead:

5 strokes, **Brendan Steele**, 2010
4 strokes, **Steve Flesch**, 1997
4 strokes, **Bob Burns**, 1998
4 strokes, **Spike McRoy**, 2000
4 strokes, **Chris Couch**, 2003
4 strokes, **David Branshaw**, 2005

Most Tied for 18-Hole Lead:

6 players – 2012
3 players – 1995, 1996, 1997, 2005, 2006, 2010

Most Tied for 36-Hole Lead:

5 players – 2006

Most Tied for 54-Hole Lead:

2 players – 1999, 2004, 2012

Largest Margin of Victory:

5 strokes, **Spike McRoy**, 2000

Playoffs:

Allen Doyle def. **John Maginnes**, 1995
(par on first extra hole)
Bob Heintz def. **Marco Dawson**, 1999
(birdie on first extra hole)
Brendan Steele def. **Colt Knost**, 2010
(birdie on the fourth extra hole)

Best Come-from-Behind Victory:

6 strokes, **Craig Kanada**, 2006
4 strokes, **Patrick Moore**, 2002

Wire-to-Wire Winners:

None

Holes-in-One (14):

David Duval, final round, 1993
Mike Small, second round, 1997
Garrett Willis, first round, 1999
R.W. Eaks, second round, 2000
Jeff Gallagher, final round, 2000
Ted Purdy, first round, 2003
Bo Van Pelt, final round, 2003
Esteban Toledo, third round, 2009
Steven Bowditch, third round, 2010
Richard Scott, fourth round, 2012
Rob Oppenheim, fourth round, 2012 (par-4)
Mark Anderson, first round, 2013
Andrew Putnam, third round, 2013
Smylie Kaufman, first round, 2015

Two Eagles in one round:

Pat Perez, third round, 2000
Tom Scherrer, third round, 2007
Chris Tidland, first round, 2008
Bill Lunde, first round, 2008

Double Eagles:

Rob Oppenheim, fourth round, 2012 (par-4)

Best Birdie Streak:

8, **Michael Sim**, 2009, first round, Nos. 4-11

Best Birdie-Eagle Streak:

6, **Matt Bettencourt**, (B-B-B-B-E-B/7-under), 2008, third round, Nos. 5-10

Four Rounds in the 60s:

11 players, 2007
8 players, 2015
4 players, 2008, 2013
2 players, 2014
1 player, 2012

Players who made the Tour Championship their first victory:

Steve Flesch, 1997
Nick Watney, 2004
Matt Every, 2009
Brendan Steele, 2010
Derek Fathauer, 2014
Emiliano Grillo, 2015

Top-50 Career Money Winner

| | Name | Events | Earnings |
|----|------------------|--------|----------|
| 1 | Ken Duke | 4 | 227,357 |
| 2 | Justin Bolli | 7 | 226,859 |
| 3 | Derek Fathauer | 2 | 209,000 |
| 4 | Matt Every | 3 | 205,800 |
| 5 | Colt Knost | 4 | 185,630 |
| 6 | Jeff Klauk | 6 | 182,994 |
| 7 | Matt Bettencourt | 2 | 182,650 |
| T8 | Emiliano Grillo | 1 | 180,000 |
| T8 | Chesson Hadley | 1 | 180,000 |
| T8 | Brendan Steele | 1 | 180,000 |
| 11 | David Branshaw | 6 | 172,991 |
| 12 | Craig Kanada | 7 | 149,884 |
| 13 | Richard Johnson | 4 | 148,608 |
| 14 | Jeff Gove | 9 | 133,563 |
| 15 | Chez Reavie | 3 | 129,722 |
| 16 | James Hahn | 2 | 129,200 |
| 17 | Chris Couch | 3 | 122,695 |

| | Name | Events | Earnings |
|-----|-----------------|--------|----------|
| 18 | Scott Gardiner | 7 | 121,525 |
| 19 | David Lingmerth | 3 | 120,000 |
| 20 | Pat Bates | 5 | 117,769 |
| 21 | Sam Saunders | 3 | 115,792 |
| 22 | Nick Watney | 1 | 112,500 |
| 23 | Michael Sim | 2 | 110,775 |
| 24 | D.J. Brigman | 5 | 110,025 |
| T25 | Zac Blair | 1 | 108,000 |
| T25 | Scott Brown | 1 | 108,000 |
| T25 | Patrick Moore | 1 | 108,000 |
| 28 | Spike McRoy | 1 | 99,000 |
| 29 | Jason Gore | 5 | 98,023 |
| 30 | Darron Stiles | 12 | 96,643 |
| 31 | Peter Tomasulo | 8 | 95,175 |
| 32 | Brad Fritsch | 4 | 94,630 |
| 33 | David Hearn | 4 | 93,963 |
| 34 | Paul Claxton | 11 | 91,494 |

| | Name | Events | Earnings |
|----|------------------|--------|----------|
| 35 | Brenden Pappas | 4 | 89,813 |
| 36 | Chad Collins | 6 | 88,981 |
| 37 | Adam Hadwin | 3 | 88,125 |
| 38 | Michael Letzig | 2 | 87,260 |
| 39 | Steve Wheatcroft | 4 | 86,000 |
| 40 | Jim Herman | 4 | 82,027 |
| 41 | Eric Axley | 3 | 77,972 |
| 42 | Bob Heintz | 3 | 77,896 |
| 43 | Cliff Kresge | 6 | 76,062 |
| 44 | Jamie Lovemark | 4 | 75,263 |
| 45 | Doug LaBelle II | 8 | 74,985 |
| 46 | Daniel Chopra | 3 | 74,242 |
| 47 | Brett Wetterich | 3 | 73,081 |
| 48 | Tag Ridings | 6 | 71,843 |
| 49 | Gavin Coles | 7 | 71,115 |
| 50 | Brendon Todd | 2 | 71,000 |

Top-50 Scoring Averages

| | Name | Average | Rounds |
|-----|-------------------|---------|--------|
| 1 | Derek Fathauer | 67.13 | 8 |
| 2 | Chez Reavie | 68.00 | 12 |
| 3 | Sam Saunders | 68.25 | 12 |
| 4 | Luke Guthrie | 68.50 | 8 |
| 5 | Kelly Grunewald | 68.75 | 8 |
| 6 | Adam Hadwin | 68.80 | 10 |
| 7 | Colt Knost | 68.81 | 16 |
| 8 | Michael Letzig | 68.88 | 8 |
| 9 | Andrew Loupe | 69.10 | 10 |
| 10 | Brendon Todd | 69.13 | 8 |
| 11 | Nicholas Thompson | 69.17 | 12 |
| T12 | James Hahn | 69.25 | 8 |
| T12 | David Lingmerth | 69.25 | 12 |
| T12 | John Peterson | 69.25 | 8 |
| 15 | Brett Stegmaier | 69.30 | 10 |
| 16 | Jamie Lovemark | 69.31 | 16 |
| 17 | Matt Every | 69.33 | 12 |

| | Name | Average | Rounds |
|-----|----------------|---------|--------|
| T18 | Brad Fritsch | 69.50 | 14 |
| T18 | Lee Williams | 69.50 | 8 |
| 20 | Jeff Klauk | 69.61 | 23 |
| T21 | Arjun Atwal | 69.63 | 8 |
| T21 | David Duval | 69.63 | 8 |
| 23 | Andrew Putnam | 69.67 | 12 |
| 24 | David Hearn | 69.69 | 16 |
| 25 | Cameron Percy | 69.72 | 18 |
| T26 | Tom Hoge | 69.75 | 8 |
| T26 | Spencer Levin | 69.75 | 8 |
| T26 | Ben Martin | 69.75 | 8 |
| T26 | Kevin Tway | 69.75 | 8 |
| 30 | Oscar Fraustro | 69.80 | 10 |
| 31 | Tag Ridings | 69.87 | 23 |
| T32 | Chris Baryla | 69.88 | 8 |
| T32 | Danny Lee | 69.88 | 8 |
| T32 | David Mathis | 69.88 | 16 |

| | Name | Average | Rounds |
|-----|-------------------|---------|--------|
| 35 | Tom Gillis | 69.89 | 9 |
| 36 | Hudson Swafford | 69.92 | 12 |
| T37 | Matt Bettencourt | 70.00 | 8 |
| T37 | Roberto Castro | 70.00 | 12 |
| T37 | Brice Garnett | 70.00 | 10 |
| T37 | Billy Hurley III | 70.00 | 12 |
| T37 | Alex Prugh | 70.00 | 20 |
| 42 | Bob May | 70.08 | 12 |
| 43 | Eric Axley | 70.10 | 10 |
| 44 | Garrett Osborn | 70.13 | 8 |
| 45 | Daniel Chopra | 70.17 | 12 |
| T46 | Garth Mulroy | 70.19 | 16 |
| T46 | Rod Pampling | 70.19 | 16 |
| 48 | Ricky Barnes | 70.20 | 10 |
| 49 | Daniel Summerhays | 70.25 | 8 |
| 50 | 3 Tied with | 70.30 | |

*Minimum eight rounds

Top-10 Finishes by Player

| Player | Top-10 Finishes | Year (Finish) |
|-------------------|-----------------|----------------------------------|
| Michael Clark II | 3 | 1997 (T5), 1998 (T4), 1999 (T8) |
| Chad Collins | 3 | 2005 (T10), 2009 (T7), 2014 (T8) |
| Joe Durant | 3 | 1995 (T5), 1996 (T5), 2013 (T8) |
| Jeff Gove | 3 | 1998 (2), 1999 (T3), 2011 (T5) |
| Franklin Langham | 3 | 1993 (4), 1995 (T9), 2004 (T3) |
| Emlyn Aubrey | 2 | 1994 (T2), 1998 (T7) |
| Chris Baryla | 2 | 2006 (T10), 2009 (T7) |
| Justin Bolli | 2 | 2004 (T5), 2012 (1) |
| D.J. Brigman | 2 | 2003 (2), 2008 (T9) |
| Paul Claxton | 2 | 2006 (T8), 2010 (10) |
| Ken Duke | 2 | 2003 (4), 2011 (1) |
| David Duval | 2 | 1993 (1), 1994 (T6) |
| Brad Fabel | 2 | 1994 (8), 1995 (3) |
| Derek Fathauer | 2 | 2014 (1), 2015 (9) |
| Brad Fritsch | 2 | 2012 (T9), 2013 (T2) |
| Scott Gardiner | 2 | 2007 (T5), 2013 (T2) |
| Tom Gillis | 2 | 2009 (T7), 2014(T8) |
| Mathew Goggin | 2 | 2004 (T5), 2005 (6) |
| Kelly Grunewald | 2 | 2000 (T5), 2007 (T8) |
| Luke Guthrie | 2 | 2012 (T9), 2015 (T10) |
| Adam Hadwin | 2 | 2012 (T3), 2014 (T4) |
| David Hearn | 2 | 2007 (7), 2010 (4) |
| Mike Heinen | 2 | 1993 (5), 2002 (T2) |
| Jim Herman | 2 | 2010 (T7), 2014 (T4) |
| Glen Hnatiuk | 2 | 1996 (T3), 1997 (9) |
| Ryan Howison | 2 | 1998 (T9), 1999(T10) |
| Brian Kamm | 2 | 1997 (T5), 2000 (T8) |
| Jeff Klauk | 2 | 2002 (T2), 2008 (2) |
| Colt Knost | 2 | 2008 (T3), 2010 (P2) |
| Cliff Kresge | 2 | 2006 (T10), 2012 (T6) |
| Danny Lee | 2 | 2011 (T8), 2013 (T8) |
| David Lingmerth | 2 | 2011 (T3), 2012 (T9) |
| Tim Loutstalot | 2 | 1993 (6), 1994 (T9) |
| Jamie Lovemark | 2 | 2010 (T7), 2013 (T8) |
| John Maginnes | 2 | 1994 (5), 1995 (2) |
| Sean Murphy | 2 | 1995 (4), 1998 (T4) |
| Brenden Pappas | 2 | 2001 (T2), 2007 (T5) |
| Brett Quigley | 2 | 1996 (T8), 2001 (T8) |
| John Riegger | 2 | 1999 (T8), 2000 (T3) |
| Darren Stiles | 2 | 2004 (T10), 2006 (T6) |
| Peter Tomasulo | 2 | 2005 (4), 2008 (5) |
| Tyron van Aswegen | 2 | 2014 (T4), 2015 (T5) |
| Steve Wheatcroft | 2 | 2009 (T3), 2011 (T8) |
| Joe Affrunti | 1 | 2010 (3) |
| Thomas Aiken | 1 | 2015 (T5) |
| Rafael Alarcon | 1 | 1996 (T5) |
| Steven Alker | 1 | 2002 (T2) |
| Stuart Appleby | 1 | 1995 (T7) |
| Ryan Armour | 1 | 2005 (T7) |
| Eric Axley | 1 | 2005 (2) |
| Briny Baird | 1 | 2000 (2) |
| Ricky Barnes | 1 | 2006 (4) |
| Ben Bates | 1 | 1997 (T10) |

| Player | Top-10 Finishes | Year (Finish) |
|-----------------------|-----------------|---------------|
| Pat Bates | 1 | 2001 (1) |
| Camilo Benedetti | 1 | 2011 (T5) |
| David Berganio, Jr. | 1 | 1996 (2) |
| Oskar Bergman | 1 | 2008 (T7) |
| Travis Bertoni | 1 | 2014 (7) |
| Matt Bettencourt | 1 | 2008 (1) |
| Zac Blair | 1 | 2014 (2) |
| Jonas Blixt | 1 | 2011 (T8) |
| Jason Bohn | 1 | 2003 (T5) |
| Craig Bowden | 1 | 2009 (T7) |
| Steven Bowditch | 1 | 2005 (5) |
| David Branshaw | 1 | 2005 (1) |
| Danny Briggs | 1 | 1993 (2) |
| Scott Brown | 1 | 2011 (2) |
| Olin Browne | 1 | 1995 (T5) |
| Andrew Buckle | 1 | 2006 (T2) |
| Jason Buha | 1 | 2002 (T7) |
| Bob Burns | 1 | 1998 (1) |
| Chad Campbell | 1 | 2001 (4) |
| Miguel Angel Carballo | 1 | 2014 (T8) |
| Mark Carnevale | 1 | 1997 (4) |
| Jason Caron | 1 | 2004 (T3) |
| Jim Carter | 1 | 1994 (T6) |
| Tom Carter | 1 | 2001 (T2) |
| Roberto Castro | 1 | 2015 (T10) |
| Daniel Chopra | 1 | 2011 (T3) |
| Stewart Cink | 1 | 1996 (1) |
| Tim Clark | 1 | 2000 (T9) |
| Jeff Cook | 1 | 1994 (T2) |
| Jeff Coston | 1 | 1993 (T7) |
| Keoke Cotner | 1 | 2002 (T7) |
| Chris Couch | 1 | 2003 (1) |
| Ben Crane | 1 | 2001 (T5) |
| Jess Daley | 1 | 2003 (7) |
| Joe Daley | 1 | 2000 (T5) |
| Marco Dawson | 1 | 1999 (2) |
| Jay Delsing | 1 | 2002 (T10) |
| Bubba Dickerson | 1 | 2005 (T7) |
| Chris DiMarco | 1 | 1993 (T7) |
| Trevor Dodds | 1 | 1997 (T5) |
| Allen Doyle | 1 | 1995 (1) |
| James Driscoll | 1 | 2007 (T8) |
| Jason Dufner | 1 | 2001 (T5) |
| Joel Edwards | 1 | 1999 (T6) |
| Matt Every | 1 | 2009 (1) |
| Keith Fergus | 1 | 1994 (T9) |
| Steve Flesch | 1 | 1997 (1) |
| Jeff Freeman | 1 | 2003 (T8) |
| Edward Fryatt | 1 | 1999 (T6) |
| Jim Furyk | 1 | 1993 (T10) |
| Jeff Gallagher | 1 | 2000 (T9) |
| Rhein Gibson | 1 | 2015 (4) |
| Fabian Gomez | 1 | 2009 (T7) |
| Andres Gonzales | 1 | 2013 (T8) |
| Jason Gore | 1 | 2014 (3) |

Top-10 Finishes by Player

| Player | Top-10 Finishes | Year (Finish) |
|------------------|-----------------|---------------|
| Jimmy Green | 1 | 1998 (3) |
| Emiliano Grillo | 1 | 2015 (1) |
| Nathan Green | 1 | 2004 (T5) |
| Scot Gutschewski | 1 | 2008 (T9) |
| Hunter Haas | 1 | 2010 (T5) |
| Chesson Hadley | 1 | 2013 (1) |
| James Hahn | 1 | 2012 (2) |
| J.P. Hayes | 1 | 1994 (T9) |
| Russell Henley | 1 | 2012 (T6) |
| Bob Heintz | 1 | 1999 (1) |
| Mark Hensby | 1 | 2003 (T8) |
| Justin Hicks | 1 | 2012 (5) |
| Charley Hoffman | 1 | 2005 (T7) |
| Morgan Hoffmann | 1 | 2012 (T3) |
| P.H. Horgan III | 1 | 1996 (T10) |
| Billy Hurley III | 1 | 2013 (T8) |
| Tripp Isenhour | 1 | 2006 (T10) |
| Ryo Ishikawa | 1 | 2013 (T8) |
| Eric Johnson | 1 | 1996 (T10) |
| Jim Johnson | 1 | 1999 (5) |
| Richard Johnson | 1 | 2007 (1) |
| Zach Johnson | 1 | 2003 (3) |
| Jeff Julian | 1 | 1998 (T7) |
| Craig Kanada | 1 | 2006 (1) |
| Skip Kendall | 1 | 1996 (7) |
| John Kernohan | 1 | 2000 (T5) |
| Patton Kizzire | 1 | 2015 (T5) |
| Russell Knox | 1 | 2013 (T6) |
| Jason Kokrak | 1 | 2011 (T5) |
| Matt Kuchar | 1 | 2006 (T2) |
| Martin Laird | 1 | 2007 (T3) |
| Doug LaBelle II | 1 | 2006 (5) |
| Steve LeBrun | 1 | 2005 (T10) |
| Marc Leishman | 1 | 2008 (T7) |
| Greg Leshner | 1 | 1997 (T10) |
| Michael Letzig | 1 | 2007 (2) |
| J.L. Lewis | 1 | 1997 (3) |
| Edward Loar | 1 | 2012 (8) |
| Andrew Loupe | 1 | 2013 (T6) |
| John Maginnes | 1 | 1998 (T4) |
| Steve Marino | 1 | 2006 (T6) |
| Doug Martin | 1 | 1993 (T10) |
| Bob May | 1 | 1993 (3) |
| Spike McRoy | 1 | 2000 (1) |
| Eric Meeks | 1 | 2002 (T5) |
| Shaun Micheel | 1 | 1999 (T3) |
| Bryce Molder | 1 | 2008 (T3) |
| Patrick Moore | 1 | 2002 (1) |
| Perry Moss | 1 | 1998 (T9) |
| Michael Muehr | 1 | 2000 (T3) |
| Garth Mulroy | 1 | 2007 (T8) |
| Arron Oberholser | 1 | 2002 (T5) |
| Sean O'Hair | 1 | 2013 (T8) |
| Tim O'Neal | 1 | 2006 (T8) |

| Player | Top-10 Finishes | Year (Finish) |
|--------------------|-----------------|---------------|
| Garrett Osborn | 1 | 2008 (T3) |
| Rod Pampling | 1 | 2001 (T5) |
| Sung-Joon Park | 1 | 2014 (T8) |
| Dennis Paulson | 1 | 1998 (T9) |
| Cameron Percy | 1 | 2009 (T5) |
| John Peterson | 1 | 2013 (T2) |
| Matt Peterson | 1 | 2000 (8) |
| Tim Petrovic | 1 | 2001 (T8) |
| Lee Porter | 1 | 1996 (T3) |
| Alistair Presnell | 1 | 2011 (T8) |
| Chez Reavie | 1 | 2015 (2) |
| Don Reese | 1 | 1998 (T9) |
| Tag Ridings | 1 | 2010 (T7) |
| Lee Rinker | 1 | 1994 (T2) |
| Steve Rintoul | 1 | 1993 (T7) |
| John Rollins | 1 | 2001 (T8) |
| Hugh Royer III | 1 | 1995 (T7) |
| Sam Saunders | 1 | 2015 (3) |
| Tom Scherrer | 1 | 2007 (T3) |
| Mike Schuchart | 1 | 1994 (1) |
| Jason Shultz | 1 | 2004 (T10) |
| Tom Shaw | 1 | 1997 (T5) |
| Wes Short | 1 | 2003 (T8) |
| Michael Sim | 1 | 2009 (2) |
| Heath Slocum | 1 | 2014 (T8) |
| Byron Smith | 1 | 2013 (T8) |
| Chris Smith | 1 | 1997 (2) |
| Jerry Smith | 1 | 2005 (3) |
| Brian Smock | 1 | 2010 (T5) |
| Brandt Snedeker | 1 | 2004 (T5) |
| Mike Sposa | 1 | 1998 (T9) |
| Kevin Stadler | 1 | 2004 (T5) |
| Kyle Stanley | 1 | 2015 (T5) |
| B.J. Staten | 1 | 2007 (T8) |
| Brendan Steele | 1 | 2010 (1) |
| Dave Stockton, Jr. | 1 | 2002 (T10) |
| Josh Teater | 1 | 2009 (T3) |
| Brian Tennyson | 1 | 1999 (T10) |
| Roland Thatcher | 1 | 2002 (T7) |
| Kyle Thompson | 1 | 2004 (T10) |
| Chris Tidland | 1 | 2003 (T8) |
| Brendon Todd | 1 | 2013 (T2) |
| Esteban Toledo | 1 | 2009 (T5) |
| David Toms | 1 | 1995 (T9) |
| Bo Van Pelt | 1 | 2003 (T5) |
| Bobby Wadkins | 1 | 1997 (T10) |
| Charles Warren | 1 | 2000 (T9) |
| Nick Watney | 1 | 2004 (1) |
| Brett Wetterich | 1 | 2004 (2) |
| Greg Whisman | 1 | 1996 (T8) |
| Lee Williams | 1 | 2013 (T8) |
| Tyler Williamson | 1 | 2002 (T10) |
| Casey Wittenberg | 1 | 2012 (T9) |
| Richard Zokol | 1 | 1999 (T10) |

Most Web.com Tour Championship Appearances (through 2016)

| | | | | | | | |
|-----------------|----|-----------------|---|----------------|---|-------------------|---|
| Darron Stiles | 12 | Craig Bowden | 7 | David Branshaw | 6 | Skip Kendall | 6 |
| Paul Claxton | 11 | Gavin Coles | 7 | Steven Alker | 6 | Jeff Klauk | 6 |
| Jeff Gove | 9 | Scott Gardiner | 7 | Ryan Armour | 6 | Cliff Kresge | 6 |
| Hunter Haas | 9 | Mathew Goggin | 7 | Shane Bertsch | 6 | D.A. Points | 6 |
| Peter Tomasulo | 9 | Craig Kanada | 7 | David Branshaw | 6 | Alistair Presnell | 6 |
| Jeff Brehaut | 8 | Tom Scherrer | 7 | Chad Collins | 6 | Chris Tidland | 6 |
| John Elliott | 8 | Roland Thatcher | 7 | Fabian Gomez | 6 | | |
| Doug LaBelle II | 8 | Kyle Thompson | 7 | Steve Haskins | 6 | | |
| Justin Bolli | 7 | Vance Veazey | 7 | Kevin Johnson | 6 | | |

Winners' Progression in Tournament Standings

| Year | Winner | Standings After: | 18 | 36 | 54 | 72 |
|------|------------------|------------------|------------|------------|------------|-------------|
| 1993 | David Duval | | T2 (-1) | 2 (-2) | 2 (-3) | 1 (+1) |
| 1994 | Mike Schuchart | | T6 (-2) | 1 (+1) | 1 (+1) | 1 (+1) |
| 1995 | Allen Doyle | | T20 (-4) | 2 (-1) | 1 (+1) | 1 (playoff) |
| 1996 | Stewart Cink | | T1 (3-way) | 1 (+2) | 1 (+3) | 1 (+4) |
| 1997 | Steve Flesch | | T1 (3-way) | 1 (+3) | 1 (+4) | 1 (+4) |
| 1998 | Bob Burns | | T17 (-7) | T1 (2-way) | 1 (+3) | 1 (+3) |
| 1999 | Bob Heintz | | T1 (2-way) | T1 (2-way) | T1 (2-way) | 1 (playoff) |
| 2000 | Spike McRoy | | T31 (-7) | T2 (-1) | 1 (+4) | 1 (+5) |
| 2001 | Pat Bates | | T5 (-3) | T1 (3-way) | 1 (+1) | 1 (+3) |
| 2002 | Patrick Moore | | T19 (-6) | T9 (-4) | 1 (+2) | — |
| 2003 | Chris Couch | | T2 (-1) | T1 (2-way) | 1 (+4) | 1 (+3) |
| 2004 | Nick Watney | | T18 (-4) | 3 (-2) | T1 (2-way) | 1 (+3) |
| 2005 | David Branshaw | | T13 (-4) | 1 (+1) | 1 (+4) | 1 (+2) |
| 2006 | Craig Kanada | | T44 (-6) | T6 (-1) | 6 (-6) | 1 (+1) |
| 2007 | Richard Johnson | | T8 (-6) | 2 (-4) | 1 (+1) | 1 (+1) |
| 2008 | Matt Bettencourt | | T9 (-4) | T8 (-4) | T1 (2-way) | 1 (+1) |
| 2009 | Matt Every | | T15 (-6) | 1(+1) | 1 (+1) | 1 (+3) |
| 2010 | Brendan Steele | | T1 (3-way) | T1 (3-way) | 1 (+5) | 1 (playoff) |
| 2011 | Ken Duke | | T30 (-6) | T14 (-6) | T2 (-1) | 1 (+2) |
| 2012 | Justin Bolli | | T1 (6-way) | T2 (-2) | T3 (-2) | 1 (+2) |
| 2013 | Chesson Hadley | | T4 (-2) | 1 (+2) | T2 (-1) | 1 (+2) |
| 2014 | Derek Fathauer | | T2 (-2) | 2 (-3) | 1 (+1) | 1(+1) |
| 2015 | Emiliano Grillo | | T7 (-3) | 1 (+1) | 1 (+2) | 1 (+1) |

Note: Numbers in parentheses indicate strokes behind or strokes ahead, in relation to the leader.

Winners' Statistical Rankings

| Year | Winner | Fairways | GIR | Putts |
|------|------------------|--------------|-------------|-----------|
| 1993 | David Duval | n/a | n/a | n/a |
| 1994 | Mike Schuchart | n/a | n/a | n/a |
| 1995 | Allen Doyle | n/a | n/a | n/a |
| 1996 | Stewart Cink | n/a | n/a | n/a |
| 1997 | Steve Flesch | n/a | n/a | n/a |
| 1998 | Bob Burns | n/a | n/a | n/a |
| 1999 | Bob Heintz | 40/56 (T20) | 42/72 (T14) | 113 (T4) |
| 2000 | Spike McRoy | 40/56 (T24) | 61/72 (1) | 116 (T7) |
| 2001 | Pat Bates | 44/56 (T7) | 55/72 (1) | 125 (T27) |
| 2002 | Patrick Moore | 32/42 (T9) | 45/54 (1) | 92 (T41) |
| 2003 | Chris Couch | 36/56 (T15) | 53/72 (T6) | 108 (T1) |
| 2004 | Nick Watney | 31/56 (T29) | 53/72 (T15) | 111 (T2) |
| 2005 | David Branshaw | 26/56 (T25) | 51/72 (T6) | 114 (T7) |
| 2006 | Craig Kanada | 33/56 (T21) | 50/72 (T21) | 108 (T2) |
| 2007 | Richard Johnson | 40/56 (T19) | 58/72 (T20) | 110 (T1) |
| 2008 | Matt Bettencourt | 38/56 (T39) | 57/72 (T12) | 114 (T4) |
| 2009 | Matt Every | 36/56 (T35) | 56/72 (T6) | 107 (1) |
| 2010 | Brendan Steele | 33//56 (T39) | 53/72 (T3) | 111 (T6) |
| 2011 | Ken Duke | 35/56 (T21) | 50/72 (T7) | 112 (T6) |
| 2012 | Justin Bolli | 33/56 (T48) | 58/72 (4) | 119 (T20) |
| 2013 | Chesson Hadley | 35/56 (T29) | 52/72 (T6) | 115 (T29) |
| 2014 | Derek Fathauer | 33/56 (T45) | 43/72 (T43) | 98 (1) |
| 2015 | Emiliano Grillo | 41/56 (T4) | 58/72 (T1) | 114 (T24) |

Ages of Web.com Tour Championship Winners

| Age Group | Wins | Players |
|-----------|-------------|--|
| 20s | 9 | David Duval, Stewart Cink, Bob Heintz, Nick Watney, Matt Every, Brendan Steele, Chesson Hadley, Derek Fathauer, Emiliano Grillo |
| 30s | 12 | Mike Schuchart, Steve Flesch, Bob Burns, Spike McRoy, Pat Bates, Patrick Moore, Chris Couch, David Branshaw, Craig Kanada, Richard Johnson, Matt Bettencourt, Justin Bolli |
| 40s | 2 | Allen Doyle, Ken Duke |
| Oldest | Allen Doyle | 47 years, 2 months, 26 days |
| Youngest | David Duval | 21 years, 11 months, 8 days |

| Year | Winner | Birthdate | Age won |
|------|------------------|-----------|------------------------------|
| 1993 | David Duval | 11/9/71 | 21 years, 11 months, 8 days |
| 1994 | Mike Schuchart | 4/6/61 | 33 years, 6 months, 10 days |
| 1995 | Allen Doyle | 7/26/48 | 47 years, 2 months, 26 days |
| 1996 | Stewart Cink | 5/21/73 | 23 years, 4 months, 29 days |
| 1997 | Steve Flesch | 5/23/67 | 30 years, 4 months, 26 days |
| 1998 | Bob Burns | 4/5/68 | 30 years, 6 months, 20 days |
| 1999 | Bob Heintz | 5/1/70 | 29 years, 5 months, 23 days |
| 2000 | Spike McRoy | 5/20/68 | 32 years, 5 months, 9 days |
| 2001 | Pat Bates | 7/26/69 | 32 years, 3 months, 2 days |
| 2002 | Patrick Moore | 4/28/70 | 32 years, 5 months, 29 days |
| 2003 | Chris Couch | 5/1/73 | 30 years, 6 months, 1 day |
| 2004 | Nick Watney | 4/25/81 | 23 years, 6 months, 6 days |
| 2005 | David Branshaw | 9/25/69 | 36 years, 1 month, 5 days |
| 2006 | Craig Kanada | 10/2/68 | 38 years, 1 month, 10 days |
| 2007 | Richard Johnson | 2/2/72 | 35 years, 9 months, 2 days |
| 2008 | Matt Bettencourt | 4/12/75 | 33 years, 6 months, 27 days |
| 2009 | Matt Every | 12/4/83 | 25 years, 10 months, 21 days |
| 2010 | Brendan Steele | 4/5/83 | 27 years, 6 months, 26 days |
| 2011 | Ken Duke | 1/29/69 | 42 years, 9 months, 1 day |
| 2012 | Justin Bolli | 3/18/76 | 36 years, 7 months, 10 days |
| 2013 | Chesson Hadley | 7/5/87 | 26 years, 2 months, 24 days |
| 2014 | Derek Fathauer | 1/20/86 | 28 years, 8 months, 1 day |
| 2015 | Emiliano Grillo | 9/14/92 | 23 years, 20 days |

Round-by-Round Scoring Averages for Web.com Tour Championship

| Year | Par | Round 1 | Round 2 | Round 3 | Round 4 | Total | Rank |
|---|-----|---------|---------|---------|---------|--------|----------|
| Pumpkin Ridge Golf Club (Ghost Creek Course), Cornelius, OR | | | | | | | |
| 1993 | 71 | 73.500 | 71.800 | 72.840 | 73.880 | 73.005 | 6 of 29 |
| 1994 | 71 | 72.500 | 72.920 | 71.920 | 72.180 | 72.380 | 4 of 28 |
| Settindown Creek Golf Club, Roswell, GA | | | | | | | |
| 1995 | 72 | 72.740 | 73.520 | 75.480 | 72.940 | 73.670 | 2 of 30 |
| 1996 | 72 | 71.900 | 74.860 | 75.700 | 74.900 | 74.390 | 1 of 29 |
| Grand National Golf Club (Lake Course), Opelika, AL | | | | | | | |
| 1997 | 72 | 74.080 | 73.160 | 72.620 | 75.140 | 73.750 | 5 of 28 |
| Magnolia Grove (Crossings Course), Mobile, AL | | | | | | | |
| 1998 | 72 | 72.340 | 76.580 | 72.800 | 73.700 | 74.355 | 2 of 30 |
| Highland Oaks Golf Club, Dothan, AL | | | | | | | |
| 1999 | 72 | 72.900 | 72.720 | 75.060 | 73.780 | 73.615 | 7 of 30 |
| 2000 | 72 | 73.345 | 71.618 | 71.750 | 72.196 | 72.235 | 14 of 31 |
| Senator Course at Capitol Hill, Prattville, AL | | | | | | | |
| 2001 | 72 | 73.736 | 76.604 | 74.642 | 72.623 | 74.401 | 2 of 29 |
| 2002 | 72 | 72.111 | 70.865 | 73.019 | — | 72.000 | 15 of 29 |
| 2003 | 72 | 70.982 | 71.564 | 71.407 | 72.537 | 71.619 | 17 of 31 |
| 2004 | 72 | 71.085 | 69.932 | 72.746 | 72.983 | 71.681 | 23 of 32 |
| 2005 | 72 | 72.288 | 73.220 | 73.000 | 73.390 | 72.975 | 10 of 32 |
| The Houstonian Golf & Country Club, Richmond, TX | | | | | | | |
| 2006 | 72 | 71.550 | 70.458 | 74.610 | 72.475 | 72.270 | 16 of 33 |
| Barona Creek Golf Club, Lakeside, CA | | | | | | | |
| 2007 | 71 | 68.161 | 68.286 | 68.286 | 68.946 | 68.420 | 34 of 34 |
| TPC Craig Ranch, McKinney, TX | | | | | | | |
| 2008 | 71 | 70.220 | 69.846 | 68.810 | 69.828 | 69.584 | 30 of 33 |
| Daniel Island Club (Ralston Creek Course), Daniel Island, SC | | | | | | | |
| 2009 | 72 | 71.362 | 70.293 | 71.439 | 71.088 | 71.043 | 25 of 32 |
| 2010 | 72 | 71.237 | 73.068 | 71.780 | 72.695 | 72.195 | 10 of 32 |
| 2011 | 72 | 71.317 | 71.017 | 74.783 | 73.900 | 72.754 | 5 of 28 |
| TPC Craig Ranch, McKinney, TX | | | | | | | |
| 2012 | 71 | 69.650 | 71.967 | 69.850 | 69.783 | 70.313 | 19 of 29 |
| TPC Sawgrass (Dye's Valley Course), Ponte Vedra Beach, FL | | | | | | | |
| 2013 | 70 | 70.113 | 70.541 | 70.015 | 70.970 | 70.384 | 9 of 27 |
| 2014 | 70 | 70.712 | 69.639 | 70.692 | 70.862 | 70.393 | 6 of 27 |
| 2015 | 70 | 70.112 | 69.860 | 69.917 | 69.429 | 69.874 | 7 of 27 |

First-round leaders/co-leaders who have gone on to win (5 of 23):

| | |
|----------------|------|
| Stewart Cink | 1996 |
| Steve Flesch | 1997 |
| Bob Heintz | 1999 |
| Brendan Steele | 2010 |
| Justin Bolli | 2012 |

Second-round leaders/co-leaders who have gone on to win (12 of 23):

| | |
|-----------------|------|
| Mike Schuchart | 1994 |
| Stewart Cink | 1996 |
| Steve Flesch | 1997 |
| Bob Burns | 1998 |
| Bob Heintz | 1999 |
| Pat Bates | 2001 |
| Chris Couch | 2003 |
| David Branshaw | 2005 |
| Matt Every | 2009 |
| Brendan Steele | 2010 |
| Chesson Hadley | 2013 |
| Emiliano Grillo | 2015 |

Third-round leaders/co-leaders who have gone on to win (17 of 22):

| | |
|------------------|------|
| Mike Schuchart | 1994 |
| Allen Doyle | 1995 |
| Stewart Cink | 1996 |
| Steve Flesch | 1997 |
| Bob Burns | 1998 |
| Bob Heintz | 1999 |
| Spike McRoy | 2000 |
| Pat Bates | 2001 |
| Chris Couch | 2003 |
| Nick Watney | 2004 |
| David Branshaw | 2005 |
| Richard Johnson | 2007 |
| Matt Bettencourt | 2008 |
| Matt Every | 2009 |
| Brendan Steele | 2010 |
| Derek Fathauer | 2014 |
| Emiliano Grillo | 2015 |

Round-by-Round Leaders

| Event | Round 1 | Round 2 | Round 3 | Winner |
|-------|---|--|---|------------------------------|
| 1993 | Jerry Haas (68/-3/+1) | Danny Briggs (-7/+2) | Danny Briggs (-7/+3) | David Duval (-7/+1) |
| 1994 | David Duval (67/-4/+1) | Mike Schuchart (-6/+1) | Mike Schuchart (-9/+1) | Mike Schuchart (-7/+1) |
| 1995 | John Maginnes (68/-4) Bill Murchison (68/-4) Phil Tataurangi (68/-4) | Eric Johnson (-5/+1) | Allen Doyle (-4/+1) | Allen Doyle (-5/playoff) |
| 1996 | David Berganio, Jr. (66/-6) Stewart Cink (66/-6) Joe Cioe (66/-6) | Stewart Cink (-7/+2) | Stewart Cink (-8/+3) | Stewart Cink (-7/+4) |
| 1997 | Mark Carnevale (69/-3) Steve Flesch (69/-3) Greg Leshner (69/-3) | Steve Flesch (-7/+3) | Steve Flesch (-11/+4) | Steve Flesch (-10/+4) |
| 1998 | Perry Moss (66/-6/+3) | Bob Burns (-2) Jimmy Green (-2) | Bob Burns (-7/+4) | Bob Burns (-5/+3) |
| 1999 | Jeff Gove (68/-4) Bob Heintz (68/-4) | Jeff Gove (-8) Bob Heintz (-8) | Bob Heintz (-5) Ryan Howison (-5) | Bob Heintz (-5/playoff) |
| 2000 | Michael Muehr (67/-5/+1) | Donnie Hammond (-7/+1) | Spike McRoy (-13/+4) | Spike McRoy (-16/+5) |
| 2001 | Don Reese (68/-4/+1) | Pat Bates (-1) Chad Campbell (-1) Rod Pampling (-1) | Pat Bates (-1/+1) | Pat Bates (-4/+3) |
| 2002 | Todd Barranger (65/-7/+2) | Jay Delsing (-8/+1) | Patrick Moore (-10/+2) | — |
| 2003 | Zach Johnson (65/-7/+1) | Chris Couch (-11) Ken Duke (-11) | Chris Couch (-18/+4) | Chris Couch (-18/+3) |
| 2004 | Darron Stiles (65/-7/+1) | Justin Bolli (-13/+1) | Justin Bolli (-12) Nick Watney (-12) | Nick Watney (-15/+3) |
| 2005 | Kevin Durkin (67/-5) Jon Mills (67/-5) David Morland IV (67/-5) | David Branshaw (-8/+1) | David Branshaw (-11/+4) | David Branshaw (-12/+2) |
| 2006 | Andrew Buckle Gary Christian Cliff Kresge (67/-5) | Chris Baryla Andrew Buckle Cliff Kresge Matt Kuchar Brandt Snedeker (-8) | Matt Kuchar (-13/+3) | Craig Kanada (-13/+1) |
| 2007 | Michael Letzig (60/-11/+3) | Michael Letzig (-16/+4) | Richard Johnson (-16/+1) | Richard Johnson (-20/+1) |
| 2008 | Darron Stiles (64/-7/+1) | Darron Stiles Garrett Osborn (-11) | Matt Bettencourt Bryce Molder (-15) | Matt Bettencourt (-17/+1) |
| 2009 | Michael Sim (64/-8/+3) | Matt Every (-11/+1) | Matt Every (-16/+1) | Matt Every (-21/+3) |
| 2010 | Joe Affrunti James Hahn Brendan Steele (66/-6) | Joe Affrunti Colt Knost Brendan Steele (-7) | Brendan Steele (-14/+5) | Brendan Steele (-13/playoff) |
| 2011 | Mark Anderson (66/-6/+1) | Jason Kokrak Daniel Chopra (-10) | Jason Kokrak (-7/+1) | Ken Duke (-10/+2) |
| 2012 | Justin Hicks Justin Bolli Michael Putnam Cliff Kresge Brad Fritsch Tag Ridings (65/-6) | Justin Hicks (-8/+2) | James Hahn Justin Hicks (-12) | Justin Bolli (-16/+2) |
| 2013 | Ash Hall (63/-7/+1) | Chesson Hadley (-9/+2) | Scott Gardiner (-10/+1) | Chesson Hadley (-10/+2) |
| 2014 | Zac Blair (63/-7/+2) | Zac Blair (-12/+3) | Derek Fathauer (-12/+1) | Derek Fathauer (-14/+1) |
| 2015 | Rhein Gibson (63/-7/+1) | Emiliano Grillo (-10/+1) | Emiliano Grillo (-13/+2) | Emiliano Grillo (-14/+1) |

KEY: Score/to par/margin of lead

Weather-Related Delays, Suspensions and Notes

| | |
|-------------|--|
| 1993 | Thursday – light rain Friday – rain delay of 1:36; Lift, clean and place rules in effect |
| 1994 | Thursday/Friday – temperatures in the low-40s to upper-50s Saturday – 1:05 fog delay to begin play Sunday – 1:30 fog delay to begin play |
| 1995 | Friday – 1:15 rain delay starting at 1 p.m., winds gusting to 30 mph |
| 1996 | Friday – rain, but no delays |
| 1997 | Thursday – rain, but no delays |
| 1998 | Mostly sunny all week with temperatures in the mid-to-upper 70s |
| 1999 | No delays, highs in the mid-70s on Thursday and Friday; mid-60s on the weekend |
| 2000 | No delays – highs in the low-80s all week |
| 2001 | Friday – high of 72 but gusting winds of 30 mph Saturday – sunny and cold with a high of 57 |
| 2002 | Thursday/Friday – cloudy with periods of drizzle and light rain Saturday – steady rain all day. Play suspended 12:34-2:42 p.m. Play halted for day at 5:25 p.m. Sunday – final round play began at 9:15 a.m. Heavy rain forced play to be suspended at 1:20 p.m. Officials cancelled fourth round at 2 p.m., reducing the tournament to 54 holes. |
| 2003 | No delays – sunny and warm all week with temperatures in the low-80s |
| 2004 | Thursday – 1:25 fog delay to begin play, high of 87 Friday – 1:12 fog delay to begin play, high of 87 Saturday – 1:55 fog delay to begin play, high of 87 Sunday – 1:08 fog delay to begin play, high of 87 |
| 2005 | Thursday – 30-minute frost delay at the beginning of play |
| 2006 | No delays – Mostly sunny all week, with temperatures reaching mid-80s the first two rounds, and mid-60s the final two days |
| 2007 | Thursday - 45-minute fog delay. Friday - 75-minute fog delay. |
| 2008 | No delays – mostly sunny all week |
| 2009 | No delays - partly cloudy all week |
| 2010 | No delays - mostly sunny all week |
| 2011 | No delays – mostly sunny all week, much cooler and windy Saturday and Sunday |
| 2012 | Fri-Sun – cool and windy Sunday – 30-minute frost delay to begin play |
| 2013 | Thursday/Friday – showers, but no delays Saturday – start delayed until 11:15 due to inclement weather Sunday – start delayed until 11:30 due to morning rain |
| 2014 | Friday - Mostly Cloudy with afternoon thunderstorms. Play suspended 3:16-4:38 p.m. Play halted for the day at 7:27 p.m. Saturday - Mostly cloudy with bands of rainfall. Third-round players held in place 12:35-12:41 p.m. due to heavy downpour. Third-round play suspended due to heavy rain 2:30-4:20 p.m. Third round players held in place 5:45-5:55 p.m. |
| 2015 | Thursday - Partly cloudy. Wind NE 8-16 mph. High of 87. Friday - Overnight rainfall. Mostly cloudy with showers during the morning. Wind NE-NW 10-20 mph. High of 75. Saturday - Mostly cloudy. Wind NW 8-16 mph. High of 78. Sunday - Mostly cloudy. Wind W-NW 7-14 mph. High of 77. |
| 2016 | Web.com Tour Championship was cancelled due to the pending threat of Hurricane Matthew. An evacuation of Atlantic Beach was issued late Wednesday morning, of tournament week, by the city of Jacksonville. |

Final Web.com Tour Money List Year by Year

Each year, many players go into the Web.com Tour Championship knowing they've earned their PGA TOUR cards for the following season. But there are also numerous instances where players' performances at the season-ending event will decide whether they'll graduate to the PGA TOUR or not. Here is a look at the money lists prior to the Web.com Tour Championship and how they looked after the tournament for each year since the Web.com Tour Championship's inception in 1993.

1993 (10 CARDS AWARDED)

| BEFORE | | | AFTER | | |
|--------|----------------|-----------|-------|----------------|-------------------|
| Pos. | Player | Earnings | Pos. | Player | Tour Champ Finish |
| 1. | Sean Murphy | \$162,743 | 1. | Sean Murphy | \$166,293 T12 |
| 2. | Stan Utley | 143,267 | 2. | Doug Martin | 147,003 T10 |
| 3. | Doug Martin | 142,503 | 3. | Stan Utley | 144,127 T41 |
| 4. | John Morse | 121,447 | 4. | Bob May | 132,656 3 |
| 5. | Bob May | 115,656 | 5. | John Morse | 122,627 T32 |
| 6. | Tommy Moore | 99,434 | 6. | Tommy Moore | 102,004 T16 |
| 7. | Olin Browne | 97,754 | 7. | Olin Browne | 100,754 T14 |
| 8. | Larry Silveira | 92,058 | 8. | Larry Silveira | 93,098 T36 |
| 9. | Curt Byrum | 86,957 | 9. | Chris DiMarco | 90,687 T7 |
| 10. | Chris DiMarco | 83,687 | 10. | Curt Byrum | 88,757 T24 |
| 28. | David Duval | 49,882 | 11. | David Duval | 85,882 1 |

1994 (10 CARDS AWARDED)

| BEFORE | | | AFTER | | |
|--------|------------------|-----------|-------|------------------|-------------------|
| Pos. | Player | Earnings | Pos. | Player | Tour Champ Finish |
| 1. | Chris Perry | \$165,731 | 1. | Chris Perry | \$167,148 T31 |
| 2. | Scott Gump | 158,080 | 2. | Scott Gump | 161,035 T16 |
| 3. | Pat Bates | 151,475 | 3. | Pat Bates | 155,469 T12 |
| 4. | Jim Carter | 133,187 | 4. | Jim Carter | 142,750 T6 |
| 5. | Skip Kendall | 128,986 | 5. | Skip Kendall | 131,067 T23 |
| 6. | Bruce Vaughn | 128,312 | 6. | Bruce Vaughn | 129,617 T33 |
| 7. | Tommy Armour III | 124,955 | 7. | Tommy Armour III | 126,620 T27 |
| 8. | David Duval | 116,867 | 8. | David Duval | 126,430 T6 |
| 9. | Jerry Haas | 113,208 | 9. | Jerry Haas | 116,583 T14 |
| 10. | Sonny Skinner | 111,345 | 10. | Emlyn Aubrey | 113,919 T2 |
| 15. | Emlyn Aubrey | 94,157 | 11. | Sonny Skinner | 112,178 T43 |
| 26. | Mike Schuchart | 57,046 | 17. | Mike Schuchart | 97,546 1 |

1995 (10 CARDS AWARDED)

| BEFORE | | | AFTER | | |
|--------|------------------|-----------|-------|------------------|-------------------|
| Pos. | Player | Earnings | Pos. | Player | Tour Champ Finish |
| 1. | Jerry Kelly | \$186,748 | 1. | Jerry Kelly | \$188,878 T24 |
| 2. | David Toms | 168,017 | 2. | Allen Doyle | 176,652 1 |
| 3. | Franklin Langham | 152,115 | 3. | David Toms | 174,892 T9 |
| 4. | Tom Scherrer | 142,154 | 4. | Franklin Langham | 158,990 T9 |
| 5. | Chris Smith | 141,950 | 5. | Stuart Appleby | 144,419 T7 |
| 6. | Stuart Appleby | 135,044 | 6. | Tom Scherrer | 143,404 T36 |
| 7. | Allen Doyle | 131,652 | 7. | Chris Smith | 143,200 T36 |
| 8. | Hugh Royer III | 109,429 | 8. | Sean Murphy | 118,985 4 |
| 9. | Matt Peterson | 106,370 | 9. | Hugh Royer III | 118,804 T7 |
| 10. | Stan Utley | 104,420 | 10. | Brad Fabel | 115,513 3 |
| 11. | Sean Murphy | 102,735 | 11. | Matt Peterson | 110,220 T12 |
| 15. | Brad Fabel | 94,263 | 12. | Stan Utley | 108,270 T12 |

1996 (10 CARDS AWARDED)

| BEFORE | | | AFTER | | |
|--------|---------------------|-----------|-------|--------------------|-------------------|
| Pos. | Player | Earnings | Pos. | Player | Tour Champ Finish |
| 1. | Stewart Cink | \$206,699 | 1. | Stewart Cink | \$251,699 1 |
| 2. | Michael Christie | 191,033 | 2. | Michael Christie | 193,971 T19 |
| 3. | Joe Durant | 146,886 | 3. | Joe Durant | 159,386 T5 |
| 4. | Dave Rummells | 121,753 | 4. | David Berganio, Jr | 146,047 2 |
| 5. | David Berganio, Jr. | 117,672 | 5. | Brett Quigley | 123,763 T8 |
| 6. | Brett Quigley | 115,638 | 6. | Dave Rummells | 122,778 T42 |
| 7. | P. H. Horgan III | 115,135 | 7. | P. H. Horgan III | 120,760 T10 |
| 8. | Brent Geiberger | 101,192 | 8. | Lee Porter | 108,030 T3 |
| 9. | Eric Johnson | 98,304 | 9. | Skip Kendall | 107,396 7 |
| 10. | Greg Twiggs | 97,510 | 10. | Eric Johnson | 103,929 T10 |
| 11. | Skip Kendall | 97,396 | 11. | Brent Geiberger | 103,817 T21 |
| 15. | Lee Porter | 89,280 | 12. | Greg Twiggs | 98,210 49 |

1997 (15 CARDS AWARDED)

| BEFORE | | | AFTER | | |
|--------|-----------------|-----------|-------|-----------------|-------------------|
| Pos. | Player | Earnings | Pos. | Player | Tour Champ Finish |
| 1. | Chris Smith | \$191,151 | 1. | Chris Smith | \$225,201 2 |
| 2. | Mark Carnevale | 165,497 | 2. | Mark Carnevale | 184,997 4 |
| 3. | Chris DiMarco | 132,588 | 3. | Chris DiMarco | 135,513 T23 |
| 4. | Trevor Dodds | 117,858 | 4. | Steve Flesch | 133,190 1 |
| 5. | R. W. Eaks | 115,793 | 5. | Trevor Dodds | 130,983 T5 |
| 6. | Barry Cheesman | 115,653 | 6. | Barry Cheesman | 120,033 T14 |
| 7. | Glen Hnatiuk | 107,381 | 7. | J. L. Lewis | 119,829 3 |
| 8. | Brian Kamm | 104,880 | 8. | Brian Kamm | 118,005 T5 |
| 9. | Joe Daley | 104,307 | 9. | R. W. Eaks | 117,665 T30 |
| 10. | Harrison Frazar | 102,151 | 10. | Glen Hnatiuk | 116,381 9 |
| 11. | Ahmad Bateman | 100,080 | 11. | Joe Daley | 105,297 T46 |
| 12. | Ben Bates | 98,739 | 12. | Ben Bates | 105,089 T10 |
| 13. | Mike Small | 98,239 | 13. | Harrison Frazar | 104,023 T30 |
| 14. | Rocky Walcher | 95,694 | 14. | Mike Small | 102,079 T17 |
| 15. | Bobby Wadkins | 95,367 | 15. | Bobby Wadkins | 101,717 T10 |
| 16. | J. L. Lewis | 94,329 | 16. | Ahmad Bateman | 101,310 T42 |
| 24. | Steve Flesch | 79,190 | 17. | Rocky Walcher | 96,594 48 |

1998 (15 CARDS AWARDED)

| BEFORE | | | AFTER | | |
|--------|-------------------|-----------|-------|-------------------|-------------------|
| Pos. | Player | Earnings | Pos. | Player | Tour Champ Finish |
| 1. | Robin Freeman | \$164,531 | 1. | Bob Burns | \$178,664 1 |
| 2. | Joe Ogilvie | 154,925 | 2. | Robin Freeman | 169,389 T14 |
| 3. | Eric Booker | 148,668 | 3. | Joe Ogilvie | 157,812 T26 |
| 4. | Charles Raulerson | 140,316 | 4. | Eric Booker | 153,526 T14 |
| 5. | Dennis Paulson | 137,330 | 5. | John Maginnes | 145,210 T4 |
| 6. | Woody Austin | 136,097 | 6. | Dennis Paulson | 145,065 T9 |
| 7. | Notah Begay III | 132,964 | 7. | Charles Raulerson | 142,976 28 |
| 8. | Mike Sposa | 132,404 | 8. | Woody Austin | 140,955 T14 |
| 9. | John Maginnes | 125,960 | 9. | Mike Sposa | 140,139 T9 |
| 10. | Tom Scherrer | 124,276 | 10. | Notah Begay III | 136,289 T23 |
| 11. | Doug Dunakey | 124,202 | 11. | Jimmy Green | 131,942 3 |
| 12. | Matt Gogel | 118,499 | 12. | Sean Murphy | 130,030 T4 |
| 13. | Emlyn Aubrey | 116,842 | 13. | Emlyn Aubrey | 129,967 T7 |
| 14. | Bob Burns | 115,664 | 14. | Tom Scherrer | 129,134 T14 |
| 15. | Sean Murphy | 110,780 | 15. | Doug Dunakey | 128,052 T20 |
| 21. | Jimmy Green | 102,192 | 16. | Matt Gogel | 119,899 T42 |

Final Web.com Tour Money List Year by Year (cont.)

1999 (15 CARDS AWARDED)

| BEFORE | | | AFTER | | |
|--------|---------------|-----------|-------|---------------|-------------------|
| Pos. | Player | Earnings | Pos. | Player | Tour Champ Finish |
| 1. | Carl Paulson | \$221,771 | 1. | Carl Paulson | \$223,051 47 |
| 2. | Joel Edwards | 196,937 | 2. | Joel Edwards | 213,937 T6 |
| 3. | Mathew Goggin | 184,094 | 3. | Marco Dawson | 201,219 P2 |
| 4. | Matt Gogel | 178,173 | 4. | Mathew Goggin | 187,894 T23 |
| 5. | Glen Hnatiuk | 171,485 | 5. | Edward Fryatt | 186,356 T6 |
| 6. | Edward Fryatt | 169,356 | 6. | Bob Heintz | 180,222 1 |
| 7. | Marco Dawson | 155,819 | 7. | Matt Gogel | 180,173 T37 |
| 8. | Ryan Howison | 146,348 | 8. | Glen Hnatiuk | 176,085 T19 |
| 9. | Shaun Micheel | 143,411 | 9. | Shaun Micheel | 173,411 T3 |
| 10. | Brad Elder | 139,996 | 10. | Ryan Howison | 154,815 T10 |
| 11. | Kelly Gibson | 125,414 | 11. | Brad Elder | 146,263 T13 |
| 12. | Casey Martin | 120,742 | 12. | Jeff Gove | 129,692 T3 |
| 13. | Steve Gotsche | 116,238 | 13. | Kelly Gibson | 128,134 T29 |
| 14. | Kevin Johnson | 114,167 | 14. | Casey Martin | 122,742 T37 |
| 15. | Dick Mast | 108,363 | 15. | Steve Gotsche | 118,638 T32 |
| 16. | Bob Heintz | 108,222 | 16. | Kevin Johnson | 115,247 T49 |
| 20. | Jeff Gove | 99,692 | 17. | Dick Mast | 110,363 T37 |

2000 (15 CARDS AWARDED)

| BEFORE | | | AFTER | | |
|--------|---------------------|-----------|-------|---------------------|-------------------|
| Pos. | Player | Earnings | Pos. | Player | Tour Champ Finish |
| 1. | Mark Hensby | \$288,897 | 1. | Spike McRoy | \$300,638 1 |
| 2. | Tim Clark | 273,206 | 2. | Mark Hensby | 291,757 T39 |
| 3. | Ian Leggatt | 249,412 | 3. | Tim Clark | 288,056 T9 |
| 4. | Chris Smith | 228,566 | 4. | Briny Baird | 271,897 2 |
| 5. | Tripp Isenhour | 213,668 | 5. | Ian Leggatt | 259,724 T13 |
| 6. | Briny Baird | 212,497 | 6. | Chris Smith | 236,541 T17 |
| 7. | Kent Jones | 209,768 | 7. | Kent Jones | 220,081 T13 |
| 8. | Spike McRoy | 201,638 | 8. | Tripp Isenhour | 219,630 T21 |
| 9. | Paul Gow | 201,474 | 9. | Paul Gow | 209,449 T17 |
| 10. | David Berganio, Jr. | 190,550 | 10. | John Riegger | 200,904 T3 |
| 11. | J. J. Henry | 188,969 | 11. | David Berganio, Jr. | 196,512 T21 |
| 12. | Jeff Gallagher | 178,961 | 12. | Jeff Gallagher | 193,811 T9 |
| 13. | Jeff Hart | 173,429 | 13. | J. J. Henry | 192,287 T35 |
| 14. | Kelly Grunewald | 172,150 | 14. | Kelly Grunewald | 192,225 T5 |
| 15. | Rob McKelvey | 170,980 | 15. | Jeff Hart | 178,489 T26 |
| 16. | John Riegger | 169,004 | 16. | Rob McKelvey | 173,565 T42 |

2001 (15 CARDS AWARDED)

| BEFORE | | | AFTER | | |
|--------|----------------|-----------|-------|----------------|-------------------|
| Pos. | Player | Earnings | Pos. | Player | Tour Champ Finish |
| 1. | Chad Campbell | \$365,752 | 1. | Chad Campbell | \$394,552 4 |
| 2. | Heath Slocum | 337,090 | 2. | Pat Bates | 352,261 1 |
| 3. | Rod Pampling | 284,673 | 3. | Heath Slocum | 339,670 45 |
| 4. | Deane Pappas | 262,349 | 4. | Rod Pampling | 306,573 T5 |
| 5. | Pat Bates | 244,261 | 5. | Deane Pappas | 271,169 T17 |
| 6. | John Rollins | 226,041 | 6. | John Rollins | 242,841 T8 |
| 7. | Tim Petrovic | 222,210 | 7. | Tim Petrovic | 239,010 T8 |
| 8. | Jonathan Byrd | 216,514 | 8. | Jonathan Byrd | 222,244 T25 |
| 9. | Jeff Gove | 196,562 | 9. | Jeff Gove | 198,812 52 |
| 10. | Bo Van Pelt | 170,217 | 10. | Brenden Pappas | 188,152 T2 |
| 11. | Matt Peterson | 166,467 | 11. | Bo Van Pelt | 175,947 T25 |
| 12. | Jason Hill | 164,139 | 12. | Matt Peterson | 169,947 T37 |
| 13. | Richard Zokol | 164,072 | 13. | Richard Zokol | 167,192 T39 |
| 14. | Michael Long | 159,235 | 14. | Jason Hill | 166,899 T43 |
| 15. | Todd Barranger | 156,962 | 15. | Michael Long | 161,665 T46 |
| 23. | Brenden Pappas | 135,352 | 16. | Todd Barranger | 159,392 T46 |

2002 (15 CARDS AWARDED)

| BEFORE | | | AFTER | | |
|--------|------------------|-----------|-------|------------------|-------------------|
| Pos. | Player | Earnings | Pos. | Player | Tour Champ Finish |
| 1. | Arron Oberholser | \$297,083 | 1. | Patrick Moore | \$381,965 1 |
| 2. | Patrick Moore | 273,965 | 2. | Arron Oberholser | 319,883 T5 |
| 3. | Cliff Kresge | 242,965 | 3. | Doug Barron | 248,175 T23 |
| 4. | Doug Barron | 242,552 | 4. | Steven Alker | 247,008 T2 |
| 5. | Jason Gore | 234,455 | 5. | Cliff Kresge | 245,265 T45 |
| 6. | Todd Fischer | 229,154 | 6. | Jason Gore | 241,940 T19 |
| 7. | Marco Dawson | 224,140 | 7. | Todd Fischer | 234,777 T23 |
| 8. | Darron Stiles | 219,785 | 8. | Marco Dawson | 227,590 T37 |
| 9. | Aaron Baddeley | 205,106 | 9. | Darron Stiles | 222,845 T40 |
| 10. | Steven Alker | 202,208 | 10. | Aaron Baddeley | 216,536 T13 |
| 11. | Patrick Sheehan | 198,921 | 11. | Jason Buha | 204,938 T7 |
| 12. | Jason Buha | 186,238 | 12. | Patrick Sheehan | 201,231 T48 |
| 13. | Gavin Coles | 180,505 | 13. | Gavin Coles | 189,745 T17 |
| 14. | Tag Ridings | 176,064 | 14. | Tag Ridings | 187,494 T13 |
| 15. | Todd Barranger | 175,236 | 15. | Todd Barranger | 186,666 T13 |

2003 (20 CARDS AWARDED)

| BEFORE | | | AFTER | | |
|--------|--------------------|-----------|-------|--------------------|-------------------|
| Pos. | Player | Earnings | Pos. | Player | Tour Champ Finish |
| 1. | Zach Johnson | \$452,382 | 1. | Zach Johnson | \$494,882 3 |
| 2. | Joe Ogilvie | \$389,212 | 2. | Joe Ogilvie | \$392,337 41 |
| 3. | Tom Carter | \$358,709 | 3. | Tom Carter | \$360,990 T49 |
| 4. | Ryan Palmer | \$278,483 | 4. | Chris Couch | \$342,874 1 |
| 5. | Bo Van Pelt | \$265,498 | 5. | Bo Van Pelt | \$289,248 T5 |
| 6. | Tripp Isenhour | \$260,271 | 6. | Ryan Palmer | \$286,066 T20 |
| 7. | Mark Hensby | \$259,019 | 7. | Mark Hensby | \$276,519 T8 |
| 8. | Jason Bohn | \$231,441 | 8. | Tripp Isenhour | \$262,646 48 |
| 9. | Chris Couch | \$230,374 | 9. | Jason Bohn | \$255,191 T5 |
| 10. | Jason Dufner | \$224,980 | 10. | Jason Dufner | \$237,636 T12 |
| 11. | Vaughn Taylor | \$221,238 | 11. | Vaughn Taylor | \$223,988 44 |
| 12. | Blaine McCallister | \$216,951 | 12. | Blaine McCallister | \$223,232 T23 |
| 13. | Andre Stolz | \$209,492 | 13. | Andre Stolz | \$218,867 T17 |
| 14. | Guy Boros | \$205,446 | 14. | Guy Boros | \$210,462 T28 |
| 15. | Ted Purdy | \$204,428 | 15. | Ted Purdy | \$206,584 T51 |
| 16. | Lucas Glover | \$191,911 | 16. | D.J. Brigman | \$195,941 2 |
| 17. | David Morland IV | \$184,002 | 17. | Lucas Glover | \$193,989 T53 |
| 18. | Craig Bowden | \$175,926 | 18. | David Morland IV | \$190,283 T23 |
| 19. | Brett Wetterich | \$172,524 | 19. | Craig Bowden | \$180,239 T32 |
| 20. | Kyle Thompson | \$171,852 | 20. | Tommy Tolles | \$179,963 T12 |
| 23. | Tommy Tolles | \$167,307 | 24. | Brett Wetterich | \$174,805 T49 |
| 32. | D.J. Brigman | \$128,441 | 25. | Kyle Thompson | \$174,008 T51 |

Final Web.com Tour Money List Year by Year (cont.)

2004 (20 CARDS AWARDED)

| BEFORE | | | AFTER | | |
|--------|-------------------|-----------|-------|-------------------|-------------------|
| Pos. | Player | Earnings | Pos. | Player | Tour Champ Finish |
| 1. | Jimmy Walker | \$367,283 | 1. | Jimmy Walker | T31 |
| 2. | D.A. Points | 324,065 | 2. | D.A. Points | T18 |
| 3. | Ryuji Imada | 300,685 | 3. | Ryuji Imada | T13 |
| 4. | Brendan Jones | 290,558 | 4. | Franklin Langham | T3 |
| 5. | James Driscoll | 277,911 | 5. | Nick Watney | 1 |
| 6. | Franklin Langham | 276,646 | 6. | Brendan Jones | 52 |
| 7. | Charles Warren | 268,825 | 7. | James Driscoll | T37 |
| 8. | Justin Bolli | 252,199 | 8. | Charles Warren | T21 |
| 9. | Paul Gow | 244,936 | 9. | Justin Bolli | T5 |
| 10. | Bradley Hughes | 229,395 | 10. | Brett Wetterich | 2 |
| 11. | Euan Walters | 210,742 | 11. | Paul Gow | T48 |
| 12. | Hunter Haas | 210,018 | 12. | Bradley Hughes | T28 |
| 13. | Kevin Stadler | 206,813 | 13. | Kevin Stadler | T5 |
| 14. | Scott Gutschewski | 201,735 | 14. | Euan Walters | T41 |
| 15. | Chris Anderson | 201,325 | 15. | Darron Stiles | T10 |
| 16. | Darron Stiles | 197,269 | 16. | Hunter Haas | T55 |
| 17. | Michael Long | 196,693 | 17. | Scott Gutschewski | T28 |
| 18. | Gavin Coles | 194,621 | 18. | Chris Anderson | T45 |
| 19. | Nick Watney | 189,488 | 19. | Michael Long | T37 |
| 20. | David McKenzie | 188,956 | 20. | Gavin Coles | T31 |
| 23. | Brett Wetterich | 186,137 | 23. | David McKenzie | 53 |

2005 (21 CARDS AWARDED)

| BEFORE | | | AFTER | | |
|--------|------------------|-----------|-------|------------------|-------------------|
| Pos. | Player | Earnings | Pos. | Player | Tour Champ Finish |
| 1. | Troy Matteson | \$483,030 | 1. | Troy Matteson | T12 |
| 2. | Jason Gore | \$356,579 | 2. | Jason Gore | DNP |
| 3. | Chris Couch | \$333,630 | 3. | Chris Couch | T35 |
| 4. | Jon Mills | \$320,103 | 4. | Steven Bowditch | 5 |
| 5. | Steven Bowditch | \$307,329 | 5. | Jon Mills | T24 |
| 6. | Shane Bertsch | \$260,760 | 6. | Jerry Smith | 3 |
| 7. | Kris Cox | \$249,474 | 7. | David Branshaw | 1 |
| 8. | Roger Tambellini | \$246,928 | 8. | Shane Bertsch | T43 |
| 9. | David McKenzie | \$241,196 | 9. | Mathew Goggin | 6 |
| 10. | Mathew Goggin | \$236,690 | 10. | Kris Cox | T19 |
| 11. | Greg Chalmers | \$230,450 | 11. | David McKenzie | T12 |
| 12. | Camilo Villegas | \$230,163 | 12. | Roger Tambellini | 58 |
| 13. | Vance Veazey | \$224,060 | 13. | Camilo Villegas | T40 |
| 14. | Jerry Smith | \$223,557 | 14. | Greg Chalmers | T43 |
| 15. | Jason Schultz | \$222,529 | 15. | Jason Schultz | T19 |
| 16. | Nathan Green | \$213,697 | 16. | Eric Axley | 2 |
| 17. | Jeff Gove | \$208,061 | 17. | Vance Veazey | T35 |
| 18. | Bubba Watson | \$200,064 | 18. | Nathan Green | T35 |
| 19. | Tom Scherrer | \$194,053 | 19. | Charley Hoffman | T7 |
| 20. | Charley Hoffman | \$192,064 | 20. | Jeff Gove | T43 |
| 21. | Bill Haas | \$189,674 | 21. | Bubba Watson | T48 |
| 27. | Eric Axley | \$157,797 | 22. | Tom Scherrer | T24 |
| 29. | David Branshaw | \$149,724 | 23. | Bill Haas | T24 |

2006 (22 CARDS AWARDED)

| BEFORE | | | AFTER | | |
|--------|-----------------|-----------|-------|-----------------|-------------------|
| Pos. | Player | Earnings | Pos. | Player | Tour Champ Finish |
| 1. | Ken Duke | \$369,318 | 1. | Ken Duke | T14 |
| 2. | Johnson Wagner | \$356,319 | 2. | Johnson Wagner | 13 |
| 3. | Craig Bowden | \$327,171 | 3. | Cliff Kresge | T10 |
| 4. | Cliff Kresge | \$321,013 | 4. | Craig Bowden | T22 |
| 5. | Jeff Quinney | \$311,952 | 5. | Tripp Isenhour | T10 |
| 6. | Tripp Isenhour | \$303,246 | 6. | Jeff Quinney | T27 |
| 7. | Boo Weekley | \$302,343 | 7. | Boo Weekley | T18 |
| 8. | Jason Dufner | \$300,166 | 8. | Jason Dufner | T18 |
| 9. | Kevin Stadler | \$294,657 | 9. | Brandt Snedeker | T18 |
| 10. | Brandt Snedeker | \$290,418 | 10. | Matt Kuchar | T2 |
| 11. | Jim Rutledge | \$244,854 | 11. | Craig Kanada | 1 |
| 12. | Matt Kuchar | \$234,867 | 12. | Kevin Stadler | T5 |
| 13. | Michael Putnam | \$227,443 | 13. | Andrew Buckle | T2 |
| 14. | Gavin Coles | \$226,016 | 14. | Jim Rutledge | T14 |
| 15. | Jarrold Lyle | \$223,184 | 15. | Doug LaBelle II | 5 |
| 16. | Michael Sim | \$217,657 | 16. | Gavin Coles | T14 |
| 17. | Paul Sheehan | \$216,407 | 17. | Michael Putnam | T49 |
| 18. | Andrew Buckle | \$211,976 | 18. | Jarrold Lyle | T30 |
| 19. | Doug LaBelle II | \$210,174 | 19. | Michael Sim | T46 |
| 20. | John Merrick | \$205,731 | 20. | Paul Sheehan | T48 |
| 21. | Bryce Molder | \$202,957 | 21. | John Merrick | T46 |
| 22. | Jess Daley | \$190,982 | 22. | Bryce Molder | T53 |
| 32. | Craig Kanada | \$162,744 | 25. | Jess Daley | T49 |

2007 (25 CARDS AWARDED)

| BEFORE | | | AFTER | | |
|--------|-------------------|-----------|-------|-------------------|-------------------|
| Pos. | Player | Earnings | Pos. | Player | Tour Champ Finish |
| 1. | Roland Thatcher | \$409,699 | 1. | Richard Johnson | 1 |
| 2. | Nick Flanagan | \$369,951 | 2. | Roland Thatcher | T29 |
| 3. | Jon Mills | \$363,161 | 3. | Nick Flanagan | DNP |
| 4. | Jason Day | \$331,542 | 4. | Jon Mills | T44 |
| 5. | Nicholas Thompson | \$320,920 | 5. | Jason Day | DNP |
| 6. | Richard Johnson | \$305,921 | 6. | Nicholas Thompson | T21 |
| 7. | Matthew Jones | \$299,143 | 7. | Matthew Jones | T44 |
| 8. | Justin Bolli | \$291,044 | 8. | Justin Bolli | 51 |
| 9. | Patrick Sheehan | \$276,873 | 9. | Patrick Sheehan | T34 |
| 10. | Paul Claxton | \$270,921 | 10. | Paul Claxton | T44 |
| 11. | Ron Whittaker | \$254,900 | 11. | Ron Whittaker | T12 |
| 12. | Omar Uresti | \$241,930 | 12. | Michael Letzig | 2 |
| 13. | Marc Turnesa | \$235,158 | 13. | Martin Laird | T3 |
| 14. | Kyle Thompson | \$234,748 | 14. | Kyle Thompson | T14 |
| 15. | Brad Elder | \$226,936 | 15. | Omar Uresti | T29 |
| 16. | John Riegger | \$218,100 | 16. | Marc Turnesa | T52 |
| 17. | Che Reavie | \$210,582 | 17. | Brad Elder | T34 |
| 18. | Martin Laird | \$207,729 | 18. | Che Reavie | T14 |
| 19. | Chad Collins | \$205,226 | 19. | John Riegger | T44 |
| 20. | Scott Sterling | \$205,086 | 20. | Tom Scherrer | T3 |
| 21. | Jimmy Walker | \$192,246 | 21. | Scott Sterling | T17 |
| 22. | Skip Kendall | \$188,391 | 22. | Brenden Pappas | T5 |
| 23. | David McKenzie | \$187,245 | 23. | Chad Collins | T34 |
| 24. | James Driscoll | \$186,439 | 24. | James Driscoll | T8 |
| 25. | Brenden Pappas | \$183,002 | 25. | Jimmy Walker | T34 |
| 26. | Michael Letzig | \$180,248 | 26. | Skip Kendall | T21 |
| 27. | Tom Scherrer | \$175,188 | 27. | David McKenzie | T21 |

Final Web.com Tour Money List Year by Year (cont.)

2008 (25 CARDS AWARDED)

| BEFORE | | | AFTER | | |
|--------|-------------------|-----------|-------|-------------------|-------------------|
| Pos. | Player | Earnings | Pos. | Player | Tour Champ Finish |
| 1. | Brendon de Jonge | \$415,835 | 1. | Matt Bettencourt | \$447,863 |
| 2. | Jarrold Lyle | 375,938 | 2. | Brendon de Jonge | 437,035 |
| 3. | Bill Lunde | 330,646 | 3. | Jeff Klauk | 407,418 |
| 4. | Scott Piercy | 313,987 | 4. | Jarrold Lyle | 382,738 |
| 5. | Greg Chalmers | 313,930 | 5. | Bill Lunde | 341,446 |
| 6. | Greg Owen | 303,605 | 6. | Colt Knost | 329,509 |
| 7. | Darron Stiles | 304,427 | 7. | Darron Stiles | 324,627 |
| 8. | Jeff Klauk | 299,418 | 8. | Greg Chalmers | 321,930 |
| 9. | Rick Price | 281,960 | 9. | Scott Piercy | 320,187 |
| 10. | Kris Blanks | 276,925 | 10. | Greg Owen | 309,805 |
| 11. | Colt Knost | 271,509 | 11. | Peter Tomasulo | 296,704 |
| 12. | Matt Bettencourt | 267,863 | 12. | Rick Price | 284,922 |
| 13. | David Mathis | 265,612 | 13. | Kris Blanks | 280,588 |
| 14. | Casey Wittenberg | 263,919 | 14. | David Mathis | 276,412 |
| 15. | D.A. Points | 261,096 | 15. | Casey Wittenberg | 271,919 |
| 16. | Peter Tomasulo | 256,704 | 16. | D.A. Points | 266,696 |
| 17. | Arjun Atwal | 252,986 | 17. | Arjun Atwal | 259,186 |
| 18. | Brendon Todd | 239,224 | 18. | Aron Price | 249,144 |
| 19. | Aron Price | 234,144 | 19. | Marc Leishmann | 244,224 |
| 20. | Matt Weibring | 224,030 | 19. | Brendon Todd | 244,224 |
| 21. | Spencer Levin | 221,185 | 21. | Scott Gutschewski | 238,215 |
| 22. | Ricky Barnes | 213,902 | 22. | Spencer Levin | 236,185 |
| 23. | Marc Leishmann | 211,974 | 23. | Bryce Molder | 234,651 |
| 24. | Scott Gutschewski | 210,215 | 24. | Matt Weibring | 228,155 |
| 25. | Chris Tidland | 199,130 | 25. | Ricky Barnes | 218,902 |
| 32. | Bryce Molder | 176,651 | 28. | Chris Tidland | 203,255 |

2010 (25 CARDS AWARDED)

| BEFORE | | | AFTER | | |
|--------|-------------------|----------|-------|-------------------|-------------------|
| Pos. | Player | Earnings | Pos. | Player | Tour Champ Finish |
| 1. | Jamie Lovemark | 421,784 | 1. | Jamie Lovemark | 452,951 T7 |
| 2. | Chris Kirk | 411,206 | 2. | Chris Kirk | 411,206 WD |
| 3. | Tommy Gainey | 396,557 | 3. | Hunter Haas | 408,047 T5 |
| 4. | Daniel Summerhays | 376,742 | 4. | Tommy Gainey | 403,957 |
| 5. | Hunter Haas | 370,047 | 5. | Daniel Summerhays | 391,742 T16 |
| 6. | Martin Piller | 327,127 | 6. | Brendan Steele | 346,258 1 |
| 7. | Jhonattan Vegas | 321,334 | 7. | Jhonattan Vegas | 336,334 T16 |
| 8. | Kevin Chappell | 320,707 | 8. | Martin Piller | 331,927 T38 |
| 9. | Fabian Gomez | 261,357 | 9. | Kevin Chappell | 326,507 T33 |
| 10. | Keegan Bradley | 259,960 | 10. | Tag Ridings | 282,616 T7 |
| 11. | Kevin Kisner | 258,092 | 11. | Kevin Kisner | 279,292 T11 |
| 12. | David Mathis | 254,185 | 12. | Fabian Gomez | 265,390 T43 |
| 13. | Steven Bowditch | 253,583 | 13. | David Mathis | 265,385 T21 |
| 14. | Tag Ridings | 251,450 | 14. | Keegan Bradley | 264,760 T38 |
| 15. | Bobby Gates | 244,401 | 15. | Colt Knost | 261,090 2 |
| 16. | D.J. Brigman | 235,569 | 16. | Bobby Gates | 259,401 T16 |
| 17. | Scott Gutschewski | 221,082 | 17. | Steven Bowditch | 257,283 T46 |
| 18. | Peter Tomasulo | 220,712 | 18. | D.J. Brigman | 246,769 T21 |
| 19. | Michael Putnam | 215,477 | 19. | Jim Herman | 238,847 T7 |
| 20. | Jim Herman | 207,680 | 20. | Scott Gutschewski | 236,082 T16 |
| 21. | Justin Hicks | 201,859 | 21. | David Hearn | 230,440 4 |
| 22. | Scott Gardiner | 198,049 | 22. | Joe Affrunti | 229,433 3 |
| 23. | B.J. Staten | 193,976 | 23. | Peter Tomasulo | 223,812 58 |
| 24. | Nate Smith | 193,412 | 24. | Michael Putnam | 220,277 T38 |
| 25. | Chris Nallen | 187,993 | 25. | Justin Hicks | 209,259 T27 |
| 27. | David Hearn | 182,440 | 26. | Scott Gardiner | 207,249 T24 |
| 30. | Brendan Steele | 166,258 | 27. | Nate Smith | 199,212 T33 |
| 34. | Joe Affrunti | 161,433 | 28. | B.J. Staten | 197,676 T46 |
| 36. | Colt Knost | 153,090 | 31. | Chris Nallen | 192,027 T43 |

2009 (25 CARDS AWARDED)

| BEFORE | | | AFTER | | |
|--------|-------------------|-----------|-------|-------------------|-------------------|
| Pos. | Player | Earnings | Pos. | Player | Tour Champ Finish |
| 1. | Michael Sim | \$536,142 | 1. | Michael Sim | \$644,142 2 |
| 2. | Chad Collins | 386,014 | 2. | Chad Collins | 415,114 T7 |
| 3. | Blake Adams | 377,749 | 3. | Blake Adams | 399,749 T12 |
| 4. | Derek Lamely | 367,486 | 4. | Derek Lamely | 374,998 T27 |
| 5. | Chris Tidland | 346,997 | 5. | Tom Gillis | 364,529 T7 |
| 6. | Tom Gillis | 335,429 | 6. | Chris Tidland | 354,510 T27 |
| 7. | Roger Tambellini | 299,970 | 7. | Josh Teater | 326,438 T3 |
| 8. | Cameron Percy | 282,715 | 8. | Cameron Percy | 320,715 T3 |
| 9. | Garrett Willis | 269,856 | 9. | Roger Tambellini | 307,482 T27 |
| 10. | Josh Teater | 268,438 | 10. | Matt Every | 300,936 1 |
| 11. | Justin Bolli | 267,537 | 11. | Justin Bolli | 284,537 T14 |
| 12. | Kevin Johnson | 262,690 | 12. | Garrett Willis | 269,856 DNP |
| 13. | Garth Mulroy | 251,526 | 13. | Kevin Johnson | 266,915 T42 |
| 14. | Alex Prugh | 227,125 | 14. | Garth Mulroy | 263,126 T21 |
| 15. | Jerod Turner | 220,993 | 15. | Jerod Turner | 237,993 T14 |
| 16. | Jeff Gove | 217,481 | 16. | Alex Prugh | 233,325 T31 |
| 17. | Henrik Bjornstad | 209,302 | 17. | Jeff Gove | 221,231 T46 |
| 18. | Rich Barcelo | 199,975 | 18. | Henrik Bjornstad | 218,652 T23 |
| 19. | Chris Baryl | 188,580 | 19. | Chris Baryl | 217,680 T7 |
| 20. | Fran Quinn | 187,717 | 20. | Steve Wheatcroft | 213,165 T3 |
| 21. | Vance Veazey | 187,043 | 21. | Rich Barcelo | 199,975 DQ |
| 22. | Mathias Gronberg | 182,393 | 22. | Craig Bowden | 198,208 T7 |
| 23. | Brian Stuard | 171,623 | 23. | Vance Veazey | 193,243 T31 |
| 24. | Craig Bowden | 169,108 | 24. | Mathias Gronberg | 191,743 T23 |
| 25. | Alistair Presnell | 165,933 | 25. | Fran Quinn | 191,467 T46 |
| 31. | Steve Wheatcroft | 155,165 | 26. | Brian Stuard | 188,623 T14 |
| 49. | Matt Every | 120,936 | 28. | Alistair Presnell | 179,433 T19 |

2011 (25 CARDS AWARDED)

| BEFORE | | | AFTER | | |
|--------|--------------------|-----------|-------|-----------------------|-------------------|
| Pos. | Player | Earnings | Pos. | Player | Tour Champ Finish |
| 1. | J.J. Killeen | \$409,473 | 1. | J.J. Killeen | \$414,273 T38 |
| 2. | Ted Potter, Jr. | 382,870 | 2. | Ted Potter, Jr. | 402,470 T12 |
| 3. | Mathew Goggins | 365,452 | 3. | Mathew Goggins | 378,492 T18 |
| 4. | Jason Kokrak | 301,592 | 4. | Jason Kokrak | 338,092 T5 |
| 5. | Jonas Blixt | 299,020 | 5. | Jonas Blixt | 327,020 T8 |
| 6. | Danny Lee | 298,100 | 6. | Danny Lee | 326,100 T8 |
| 7. | Miguel A. Carballo | 255,408 | 7. | Ken Duke | 313,241 1 |
| 8. | Gary Christian | 247,014 | 8. | Scott Brown | 282,502 2 |
| 9. | Troy Kelly | 244,214 | 9. | Gary Christian | 260,054 T18 |
| 10. | Russell Knox | 234,341 | 10. | Miguel Angel Carballo | 258,833 T51 |
| 11. | John Mallinger | 232,979 | 11. | Troy Kelly | 248,064 T45 |
| 12. | Kyle Reifers | 229,577 | 12. | Russell Knox | 242,821 T24 |
| 13. | Kyle Thompson | 227,416 | 13. | Erik Compton | 239,737 T18 |
| 14. | Erik Compton | 226,697 | 14. | John Mallinger | 237,779 T38 |
| 15. | Gavin Coles | 226,404 | 15. | Kyle Thompson | 233,949 T29 |
| 16. | Matt Every | 209,466 | 16. | Kyle Reifers | 233,677 T43 |
| 17. | Steve Wheatcroft | 197,054 | 17. | Gavin Coles | 229,991 T47 |
| 18. | Garth Mulroy | 182,132 | 18. | Matt Every | 229,066 T12 |
| 19. | Mark Anderson | 182,017 | 19. | Daniel Chopra | 225,637 T3 |
| 20. | Martin Flores | 177,812 | 20. | Steve Wheatcroft | 225,054 T8 |
| 21. | Scott Brown | 174,502 | 21. | Garth Mulroy | 201,732 T12 |
| 22. | Roberto Castro | 170,563 | 22. | Mark Anderson | 188,550 T29 |
| 23. | James Nitties | 169,250 | 23. | Roberto Castro | 186,563 17 |
| 24. | Daniel Chopra | 167,637 | 24. | Martin Flores | 182,612 T38 |
| 25. | Billy Hurley III | 167,151 | 25. | Billy Hurley III | 180,191 T18 |
| 36. | Ken Duke | 133,241 | 26. | James Nitties | 174,850 T35 |

Final Web.com Tour Money List Year by Year (cont.)

2012 (25 CARDS AWARDED)

| BEFORE | | | AFTER | | |
|--------|-------------------|-----------|-------|-------------------|-------------------|
| Pos. | Player | Earnings | Pos. | Player | Tour Champ Finish |
| 1. | Casey Wittenberg | \$407,453 | 1. | Casey Wittenberg | \$433,453 T9 |
| 2. | Luke Guthrie | 384,593 | 2. | Luke Guthrie | 410,593 T9 |
| 3. | Russell Henley | 365,366 | 3. | Russell Henley | 400,116 T6 |
| 4. | Luke List | 345,539 | 4. | Luke List | 363,206 T13 |
| 5. | Shawn Stefani | 303,311 | 5. | James Hahn | 337,530 2 |
| 6. | Ben Kohles | 300,652 | 6. | Shawn Stefani | 307,371 T42 |
| 7. | Robert Streb | 297,191 | 7. | Robert Streb | 305,591 T25 |
| 8. | David Lingmerth | 261,148 | 8. | Ben Kohles | 303,977 T53 |
| 9. | Paul Haley II | 259,781 | 9. | Justin Bolli | 300,924 1 |
| 10. | Cameron Percy | 244,118 | 10. | David Lingmerth | 287,148 T9 |
| 11. | Justin Hicks | 237,159 | 11. | Justin Hicks | 277,159 5 |
| 12. | Andres Gonzales | 232,405 | 12. | Paul Haley II | 263,841 T42 |
| 13. | James Hahn | 229,530 | 13. | Cameron Percy | 256,238 T19 |
| 14. | Scott Gardiner | 225,745 | 14. | Andres Gonzales | 235,505 58 |
| 15. | Lee Williams | 217,168 | 15. | Scott Gardiner | 234,145 T25 |
| 16. | Brian Stuard | 202,151 | 16. | Lee Williams | 223,468 T31 |
| 17. | Darron Stiles | 200,911 | 17. | Darron Stiles | 213,031 T19 |
| 18. | Andrew Svoboda | 198,217 | 18. | Brad Fritsch | 212,168 T9 |
| 19. | Alistair Presnell | 187,342 | 19. | Morgan Hoffmann | 207,540 T3 |
| 20. | Nicholas Thompson | 186,451 | 20. | Brian Stuard | 205,711 T47 |
| 21. | Brad Fritsch | 186,168 | 21. | Andrew Svoboda | 203,717 T35 |
| 22. | Jim Herman | 177,941 | 22. | Nicholas Thompson | 192,751 T31 |
| 23. | Hudson Swafford | 174,478 | 23. | Alistair Presnell | 190,567 T55 |
| 24. | Joseph Bramlett | 171,673 | 24. | Doug LaBelle II | 186,320 T13 |
| 25. | Camilo Benedetti | 168,941 | 25. | Jim Herman | 182,001 T42 |
| 26. | Doug LaBelle II | 168,654 | 26. | Camilo Benedetti | 181,061 T19 |
| 31. | Morgan Hoffmann | 149,540 | 27. | Hudson Swafford | 179,278 T39 |
| 44. | Justin Bolli | 120,924 | 28. | Joseph Bramlett | 177,973 T31 |

2013 (50 CARDS AWARDED)

| BEFORE | | | AFTER | | |
|--------|-----------------------|----------|-------|-----------------------|-------------------|
| Pos. | Player | Earnings | Pos. | Player | Tour Champ Finish |
| 1 | Michael Putnam | \$62,125 | 1 | Michael Putnam | \$65,000 T62 |
| 1 | Seung-Yul Noh | 210,125 | 2 | John Peterson | 230,000 T2 |
| 3 | Andrew Svoboda | 188,466 | 3 | Chesson Hadley | 229,433 1 |
| 4 | Trevor Immelman | 180,000 | 4 | Seung-Yul Noh | 210,125 DNP |
| 5 | John Peterson | 164,000 | 5 | Andrew Svoboda | 192,066 T32 |
| 6 | Edward Loar | 119,200 | 6 | Trevor Immelman | 180,000 MC |
| 7 | Will MacKenzie | 118,400 | 7 | Will MacKenzie | 129,200 T22 |
| 8 | Patrick Cantlay | 108,000 | 8 | Scott Gardiner | 127,533 T2 |
| 9 | Ben Martin | 104,933 | 9 | Edward Loar | 119,200 DNP |
| 10 | Ryo Ishikawa | 67,071 | 10 | Ben Martin | 108,563 T46 |
| 11 | Scott Gardiner | 61,533 | 11 | Patrick Cantlay | 108,000 DNP |
| 12 | Kevin Kisner | 58,000 | 12 | Brendon Todd | 95,120 T2 |
| 13 | Troy Matteson | 57,250 | 13 | Ryo Ishikawa | 90,404 T8 |
| 14 | Chesson Hadley | 49,433 | 14 | Brad Fritsch | 66,000 T2 |
| 15 | Will Claxton | 48,125 | 15 | Kevin Kisner | 61,375 T52 |
| 16 | Brice Garnett | 48,000 | 16 | Sean O'Hair | 59,333 T8 |
| 17 | Hudson Swafford | 45,071 | 17 | Troy Matteson | 57,250 MC |
| 18 | Bud Cauley | 41,900 | 18 | Bud Cauley | 55,900 T17 |
| 19 | Tyrone Van Aswegen | 41,333 | 19 | Heath Slocum | 54,000 T17 |
| 20 | Heath Slocum | 40,000 | 20 | Russell Knox | 53,850 T2 |
| 21 | Chad Collins | 38,671 | 21 | Hudson Swafford | 53,551 T24 |
| 22 | Sean O'Hair | 36,000 | 22 | Will Claxton | 48,125 MC |
| 23 | Ricky Barnes | 34,750 | 23 | Brice Garnett | 48,000 MC |
| 24 | Peter Malnati | 34,266 | 24 | Tyrone Van Aswegen | 44,383 T57 |
| 25 | Jim Herman | 34,090 | 25 | Chad Collins | 44,271 T32 |
| 26 | Bobby Gates | 33,650 | 26 | Bill Hurley III | 40,233 T6 |
| 27 | Alex Aragon | 32,671 | 27 | Danny Lee | 39,853 T8 |
| 28 | Bronson La'Cassie | 32,671 | 28 | Jim Herman | 36,890 64 |
| 29 | Troy Merritt | 32,500 | 29 | Joe Durant | 36,158 T8 |
| 30 | Tim Wilkinson | 29,591 | 30 | Troy Merritt | 36,130 T46 |
| 31 | Greg Owen | 29,325 | 31 | Lee Williams | 35,933 T8 |
| 32 | Vaughn Taylor | 29,175 | 32 | Andrew Loupe | 34,750 T6 |
| 33 | Brendon Todd | 29,120 | 33 | Ricky Barnes | 34,750 MC |
| 34 | Spencer Levin | 27,071 | 34 | Peter Malnati | 34,266 MC |
| 35 | Camilo Benedetti | 26,000 | 35 | Bobby Gates | 33,650 MC |
| 36 | Alistair Presnell | 25,920 | 36 | Bronson La'Cassie | 32,671 MC |
| 37 | Steve Wheatcroft | 23,925 | 37 | Alex Aragon | 32,671 MC |
| 38 | Wes Roach | 22,331 | 38 | Tim Wilkinson | 29,591 MC |
| 39 | Danny Lee | 16,520 | 39 | Jamie Lovemark | 28,933 T8 |
| 40 | Daniel Chopra | 12,669 | 40 | Wes Roach | 22,331 MC |
| 41 | Alex Prugh | 12,066 | 41 | Daniel Chopra | 19,536 T29 |
| 42 | Miguel Angel Carballo | 8,025 | 42 | Alex Prugh | 15,116 T57 |
| 43 | Kevin Tway | 6,225 | 43 | Miguel Angel Carballo | 11,075 T57 |
| 44 | Jamie Lovemark | 5,600 | 44 | Jim Renner | 7,195 T41 |
| 45 | Kevin Foley | 4,600 | 45 | Mark Anderson | 7,163 T46 |
| 46 | Mark Anderson | 3,533 | 46 | Kevin Tway | 6,225 MC |
| 47 | Jim Renner | 2,975 | 47 | Kevin Foley | 4,600 MC |
| 48 | Will Wilcox | 0 | 48 | Matt Bettencourt | 2,650 67 |
| 49 | Matt Bettencourt | 0 | 49 | Will Wilcox | 0 DNP |
| 50 | Benjamin Alvarado | 0 | 50 | Benjamin Alvarado | 0 DNP |
| | Russell Knox | 19,100 | 52 | Greg Owen | 29,325 MC |
| | Billy Hurley II | 16,900 | 54 | Vaughn Taylor | 29,175 MC |
| | Joe Durant | 12,825 | 56 | Spencer Levin | 27,071 MC |
| | Lee Williams | 12,600 | 58 | Camilo Benedetti | 26,000 MC |
| | Brad Fritsch | 0 | 59 | Alistair Presnell | 25,920 MC |
| | Andrew Loupe | 0 | 62 | Steve Wheatcroft | 23,925 MC |

Final Web.com Tour Money List Year by Year (cont.)

2014 (50 CARDS AWARDED)

| BEFORE | | | AFTER | | |
|--------|--------------------|-----------|-------|--------------------|-------------------------------|
| Pos. | Player | Earnings | Pos. | Player | Tour Champ Earnings Finish |
| 1 | Adam Hadwin | \$499,667 | 1 | Derek Fathauer | \$468,185.62 1 |
| 1 | Carlos Ortiz | 515,403 | 1 | Adam Hadwin | 529,792.17 T7 |
| 3 | Bud Cauley | 180,000 | 3 | Carlos Ortiz | 515,403.47 MC |
| 4 | Justin Thomas | 470,469 | 4 | Bud Cauley | 180,000.00 DNP |
| 5 | Colt Knost | 138,000 | 5 | Justin Thomas | 481,269.86 T21 |
| 6 | Andrew Putnam | 340,037 | 6 | Colt Knost | 154,000.00 T14 |
| 7 | John Peterson | 127,600 | 7 | John Peterson | 130,591.66 T46 |
| 8 | Zack Sucher | 313,466 | 8 | Andrew Putnam | 342,637.61 60 |
| 9 | Richard Sterne | 111,800 | 9 | Richard Sterne | 111,800.00 DNP |
| 10 | Blayne Barber | 306,601 | 10 | Jason Gore | 340,346.05 3 |
| 11 | Tom Hoge | 81,100 | 11 | Zac Blair | 108,000.00 2 |
| 12 | Tony Finau | 303,756 | 12 | Tony Finau | 319,756.38 T14 |
| 13 | Sam Saunders | 76,466 | 13 | Sam Saunders | 106,591.66 T7 |
| 14 | Derek Fathauer | 288,185 | 14 | Zack Sucher | 313,466.47 MC |
| 15 | Greg Owen | 71,800 | 15 | Jim Herman | 101,725.00 T4 |
| 16 | Alex Cejka | 284,546 | 16 | Blayne Barber | 311,451.28 T37 |
| 17 | David Lingmerth | 63,368 | 17 | David Lingmerth | 99,368.33 6 |
| 18 | Jason Gore | 272,346 | 18 | Alex Cejka | 284,546.63 DNP |
| 19 | Whee Kim | 63,100 | 19 | Tom Hoge | 83,826.66 T52 |
| 20 | Steven Alker | 261,900 | 20 | Steven Alker | 261,900.55 MC |
| 21 | Tom Gillis | 61,449 | 21 | Greg Owen | 74,526.66 T52 |
| 22 | Andres Gonzales | 245,917 | 22 | Andres Gonzales | 248,644.01 T52 |
| 23 | Sean O'Hair | 58,000 | 23 | Tom Gillis | 72,249.99 T21 |
| 24 | Jon Curran | 231,853 | 24 | Jon Curran | 231,853.62 MC |
| 25 | Jim Herman | 57,725 | 25 | Whee Kim | 67,000.00 T40 |
| 26 | Daniel Berger | 220,985 | 26 | Cameron Percy | 224,296.83 T40 |
| 27 | Scott Pinckney | 46,672 | 27 | Scott Pinckney | 62,672.77 T14 |
| 28 | Cameron Percy | 220,396 | 28 | Daniel Berger | 223,485.64 65 |
| 29 | J.J. Henry | 42,500 | 29 | Tyrone Van Aswegen | 61,760.00 T11 |
| 30 | Jonathan Randolph | 210,210 | 30 | Jonathan Randolph | 213,202.57 T46 |
| 31 | Oscar Fraustro | 39,375 | 31 | Sean O'Hair | 58,000.00 DNP |
| 32 | Max Homa | 203,804 | 32 | Max Homa | 211,576.63 T25 |
| 33 | Tyrone Van Aswegen | 38,760 | 33 | Heath Slocum | 57,133.33 4 |
| 34 | Steve Wheatcroft | 193,219 | 34 | Mark Hubbard | 198,762.83 T31 |
| 35 | Hudson Swafford | 36,400 | 35 | J.J. Henry | 45,226.66 T52 |
| 36 | Mark Hubbard | 192,787 | 36 | Steve Wheatcroft | 193,219.16 MC |
| 37 | Nick Taylor | 33,535 | 37 | Nick Taylor | 44,335.00 T21 |
| 38 | Kyle Reifers | 186,211 | 38 | Kyle Reifers | 190,111.35 T40 |
| 39 | Greg Chalmers | 32,620 | 39 | Hudson Swafford | 44,171.66 T25 |
| 40 | Ryan Armour | 183,216 | 40 | Ryan Armour | 183,216.45 MC |
| 41 | Roberto Castro | 32,380 | 41 | Alex Prugh | 42,805.47 T14 |
| 42 | Byron Smith | 180,163 | 42 | Byron Smith | 180,163.84 MC |
| 43 | Dicky Pride | 32,250 | 43 | Oscar Fraustro | 39,375.00 MC |
| 44 | Bill Lunde | 178,784 | 44 | Bill Lunde | 178,784.24 MC |
| 45 | Will Wilcox | 31,950 | 45 | S.J. Park | 38,500.00 T11 |
| 46 | Carlos Sainz Jr | 31,950 | 46 | Roger Sloan | 168,057.98 MC |
| 47 | Roger Sloan | 168,057 | 47 | Chad Collins | 37,995.00 T7 |
| 48 | Fabian Gomez | 162,321 | 48 | Fabian Gomez | 162,321.76 MC |
| 49 | Vaughn Taylor | 31,107 | 49 | Carlos Sainz Jr | 37,925.00 T31 |
| 50 | Patrick Rodgers | 30,000 | 50 | Eric Axley | 36,311.66 T25 |
| | Eric Axley | 28,540 | | Roberto Castro | 36,280 T40 |
| | Alex Prugh | 26,805 | | Vaughn Taylor | 33,677 T61 |
| | S.J. Park | 15,500 | | Greg Chalmers | 32,620 MC |
| | Heath Slocum | 13,133 | | Dicky Pride | 32,250 MC |
| | Chad Collins | 7,870 | | Will Wilcox | 31,950 MC |
| | Zac Blair | 0 | | Patrick Rodgers | 30,000 MC |

2015 (50 CARDS AWARDED)

| BEFORE | | | AFTER | | |
|--------|--------------------|-----------|-------|-----------------------|-------------------------------|
| Pos. | Player | Earnings | Pos. | Player | Tour Champ Earnings Finish |
| 1 | Patton Kizzire | \$532,740 | 1 | Patton Kizzire | \$567,865.58 T5 |
| 2 | Chez Reavie | 215,066 | 2 | Chez Reavie | 323,066.66 2 |
| 3 | Dawie van der Walt | 365,609 | 3 | Dawie van der Walt | 368,239.57 T56 |
| 4 | Henrik Norlander | 203,142 | 4 | Emiliano Grillo | 283,666.66 1 |
| 5 | Martin Piller | 343,648 | 5 | Martin Piller | 350,008.99 T30 |
| 6 | Andrew Loupe | 190,642 | 6 | Henrik Norlander | 215,742.85 T18 |
| 7 | Peter Malnati | 305,407 | 7 | Jamie Lovemark | 306,144.84 T35 |
| 8 | Roberto Castro | 104,785 | 8 | Andrew Loupe | 195,404.80 T35 |
| 9 | Jamie Lovemark | 301,382 | 9 | Peter Malnati | 305,407.97 MC |
| 10 | Emiliano Grillo | 103,666 | 10 | Roberto Castro | 130,785.41 T10 |
| 11 | D.H. Lee | 281,066 | 11 | D.H. Lee | 281,066.58 WD |
| 12 | Michael Thompson | 94,830 | 12 | Sam Saunders | 114,950.00 3 |
| 13 | Smylie Kaufman | 274,498 | 13 | Smylie Kaufman | 274,498.03 MC |
| 14 | Tom Hoge | 85,118 | 14 | Michael Thompson | 94,830.00 DNP |
| 15 | Steve Marino | 268,838 | 15 | Bronson Burgoon | 269,679.87 T30 |
| 16 | Brett Stegmaier | 71,000 | 16 | Tom Hoge | 85,118.96 MC |
| 17 | Bronson Burgoon | 263,319 | 17 | Steve Marino | 268,838.30 WD |
| 18 | Ricky Barnes | 59,255 | 18 | Brett Stegmaier | 83,600.00 T18 |
| 19 | Dicky Pride | 257,967 | 19 | Dicky Pride | 257,967.07 MC |
| 20 | Anirban Lahiri | 49,750 | 20 | Rhein Gibson | 81,942.85 4 |
| 21 | Kelly Kraft | 253,693 | 21 | Kelly Kraft | 256,887.47 T43 |
| 22 | Hiroshi Iwata | 47,400 | 22 | Kyle Stanley | 81,875.00 T5 |
| 23 | Wes Roach | 244,032 | 23 | Si Woo Kim | 256,486.62 T18 |
| 24 | Sam Saunders | 46,950 | 24 | Hiroshi Iwata | 60,000.00 T18 |
| 25 | Si Woo Kim | 243,886 | 25 | Wes Roach | 244,032.92 MC |
| 26 | Kyle Stanley | 46,750 | 26 | Ricky Barnes | 59,255.00 DNP |
| 27 | Shane Bertsch | 240,369 | 27 | Shane Bertsch | 242,789.16 69 |
| 28 | Mark Hubbard | 40,980 | 28 | Lucas Glover | 57,991.15 T12 |
| 29 | Tyler Aldridge | 207,131 | 29 | Tyler Aldridge | 207,131.25 MC |
| 30 | Lucas Glover | 38,991 | 30 | Derek Fathauer | 52,000.00 9 |
| 31 | Abraham Ancer | 201,818 | 31 | Abraham Ancer | 201,818.73 MC |
| 32 | Derek Ernst | 38,535 | 32 | Anirban Lahiri | 49,750.00 DNP |
| 33 | Harold Varner III | 199,504 | 33 | Harold Varner III | 199,504.38 MC |
| 34 | Luke List | 35,125 | 34 | Tyrone Van Aswegen | 49,637.30 T5 |
| 35 | Michael Kim | 199,203 | 35 | Michael Kim | 199,203.40 MC |
| 36 | Rhein Gibson | 33,942 | 36 | Mark Hubbard | 43,380.55 70 |
| 37 | Miguel Carballo | 193,966 | 37 | Miguel Angel Carballo | 198,729.13 T35 |
| 38 | Tim Wilkinson | 33,675 | 38 | Robert Garrigus | 42,142.85 T12 |
| 39 | Rod Pampling | 189,272 | 39 | Rod Pampling | 197,493.77 T24 |
| 40 | Eric Axley | 32,105 | 40 | Tim Wilkinson | 41,896.81 T24 |
| 41 | Darron Stiles | 180,015 | 41 | Darron Stiles | 182,725.47 MC |
| 42 | Ryan Spears | 31,278 | 42 | Derek Ernst | 41,729.44 T43 |
| 43 | Andrew Landry | 176,381 | 43 | Sung Kang | 178,442.58 65 |
| 44 | Brian Davis | 29,976 | 44 | Luke List | 39,887.50 T35 |
| 45 | Sung Kang | 175,942 | 45 | Andrew Landry | 176,381.95 MC |
| 46 | Steve Allan | 29,402 | 46 | Thomas Aiken | 35,125.00 T56 |
| 47 | Lucas Lee | 164,045 | 47 | Lucas Lee | 164,045.63 WD |
| 48 | Justin Hicks | 29,300 | 48 | Brian Davis | 32,606.66 T56 |
| 49 | Patrick Rodgers | 162,070 | 49 | Patrick Rodgers | 162,070.11 DNP |
| 50 | Jhonattan Vegas | 28,871 | 50 | Rob Oppenheim | 32,206.00 - T12 |

Final Web.com Tour Money List Year by Year (cont.)

2016 (50 CARDS AWARDED)

| Pos. | Player | Earnings |
|------|-----------------------|-----------|
| 1 | Wesley Bryan | \$449,392 |
| 2 | Grayson Murray | 407,963 |
| 3 | Michael Thompson | 184,000 |
| 4 | J.J. Spaun | 363,432 |
| 5 | Bryson DeChambeau | 180,000 |
| 6 | Richy Werenski | 354,820 |
| 7 | Cameron Smith | 114,910 |
| 8 | Martin Flores | 346,313 |
| 9 | Miguel Angel Carballo | 108,000 |
| 10 | Ryan Brehm | 287,429 |
| 11 | Andres Gonzales | 106,267 |
| 12 | Ollie Schniederjans | 281,687 |
| 13 | Scott Stallings | 75,505 |
| 14 | Nicholas Lindheim | 241,747 |
| 15 | Zack Sucher | 71,018 |
| 16 | Julián Etulain | 236,477 |
| 17 | Will MacKenzie | 67,500 |
| 18 | Trey Mullinax | 235,368 |
| 19 | Kevin Tway | 63,975 |
| 20 | C.T. Pan | 233,950 |
| 21 | Andrew Johnston | 54,910 |
| 22 | Seamus Power | 224,090 |
| 23 | Rod Pampling | 52,033 |
| 24 | Dominic Bozzelli | 218,717 |
| 25 | Gonzalo Fdez-Castaño | 49,926 |
| 26 | J.T. Poston | 215,982 |
| 27 | Ryan Blaum | 49,100 |
| 28 | Mackenzie Hughes | 209,439 |
| 29 | Steven Alker | 43,600 |
| 30 | Jonathan Randolph | 207,848 |
| 31 | Xander Schauffele | 42,395 |
| 32 | Ryan Armour | 200,629 |
| 33 | Brett Drewitt | 42,035 |
| 34 | Brad Fritsch | 194,857 |
| 35 | D.A. Points | 37,950 |
| 36 | Brian Campbell | 185,799 |
| 37 | Whee Kim | 36,975 |
| 38 | Rick Lamb | 182,654 |
| 39 | Kelly Kraft | 35,125 |
| 40 | Cody Gribble | 35,125 |
| 41 | Brandon Hagy | 177,966 |
| 42 | Max Homa | 174,653 |
| 43 | Rory Sabbatini | 32,375 |
| 44 | Mark Anderson | 172,109 |
| 45 | Bobby Wyatt | 29,603 |
| 46 | Sebastián Muñoz | 156,671 |
| 47 | Tag Ridings | 28,493 |
| 48 | Joel Dahmen | 150,267 |
| 49 | Cameron Percy | 27,560 |
| 50 | Tim Wilkinson | 27,42 |

Players Moving from Outside to Inside "The 25" after the Web.com Tour Championship (through 2012)

| | |
|------|--|
| 4 – | 2010 |
| 3 -- | 2012 |
| 2 -- | 1994, 1995, 1996, 1997, 1999, 2003, 2005, 2007, 2009 |
| 1 -- | 1993, 1998, 2000, 2001, 2004, 2006, 2008, 2011 |
| 0 -- | 2002 |

Players Moving from Outside to Inside "The 50" after the Web.com Tour Championship (2014)

| | |
|-----|------------|
| 6 – | 2013, 2014 |
| 5 – | 2015 |

Earning PGA TOUR Card from Lowest Money-List Position Entering the Web.com Tour Championship/Biggest Jump on Money List to Earn PGA TOUR Card (through 2012)

| (up) | Year | Player | Start | End | Finish |
|------|------|--------------|-------|-----|--------|
| 39 | 2009 | Matt Every | #49 | #10 | 1st |
| 35 | 2012 | Justin Bolli | #44 | #9 | 1st |
| 29 | 2011 | Ken Duke | #36 | #7 | 1st |
| 20 | 2010 | Colt Knost | #36 | #15 | 2nd |

NOTE: Since the 2013 introduction of the new qualifying system to get to the PGA TOUR, i.e. 50 cards and the Web.com Tour Finals featuring both Web.com Tour and PGA TOUR members, it is feasible for players to come to the Web.com Tour Championship with \$0 in earnings and thus be unranked on the money list, yet earn TOUR cards with a good finish in the Web.com Tour Championship. In 2013, two players fell under this scenario. Brad Fritsch (finished 14th on the priority ranking) and Andrew Loupe (32nd).

Web.com Tour Player Records



2017 Web.com Tour Championship Field

Blake Adams
Anders Albertson

Steven Alker

Abraham Ancer

Mark Anderson

Stuart Appleby

Jamie Arnold

Matt Atkins

Eric Axley

Chris Baker

Ricky Barnes

Charlie Beljan

Jacques Blaauw

Zac Blair

Ryan Brehm

Bronson Burgoon

Jonathan Byrd

Ángel Cabrera

Brian Campbell

Rafael Campos

Roberto Castro

John Chin

Chad Collins

Corey Connors

Austin Cook

Vince Covello

Ben Crane

Jon Curran

Joel Dahmen

Brian Davis

Roberto Díaz

Zecheng Dou

Brett Drewitt

Ken Duke

Tyler Duncan

Derek Ernst

Julián Etulain

Gonzalo Fdez-Castaño

Brice Garnett

Rhein Gibson

Andres Gonzales

Lanto Griffin

Jimmy Gunn

Luke Guthrie

Scott Gutschewski

Chesson Hadley

Brandon Harkins

Matt Harmon

Scott Harrington

David Hearn

Jonathan Hodge

Tom Hoge

Beau Hossler

Mark Hubbard

Justin Hueber

Ryo Ishikawa

Stephan Jaeger

Michael Johnson

Matt Jones

Billy Kennerly

Ben Kohles

Rick Lamb

Andrew Landry

Scott Langley

Nate Lashley

D.H. Lee

Kyoung-Hoon Lee

Spencer Levin

Nicholas Lindheim

Adam Long

Andrew Loupe

Tom Lovelady

Curtis Luck

Will MacKenzie

Hunter Mahan

Denny McCarthy

Troy Merritt

Keith Mitchell

Taylor Moore

Trey Mullinax

Sebastián Muñoz

Henrik Norlander

Augusto Núñez

Rob Oppenheim

Carlos Ortiz

Greg Owen

Jin Park

S.J. Park

Cameron Percy

Mito Pereira

John Peterson

Martin Piller

J.T. Poston

Ted Potter, Jr.

Seamus Power

Dicky Pride

Alex Prugh

Jonathan Randolph

Seth Reeves

Kyle Reifers

Tag Ridings

Wes Roach

Andres Romero

Sam Ryder

Sam Saunders

Adam Schenk

Conrad Shindler

Ben Silverman

David Skinns

Roger Sloan

Matthew Southgate

Shawn Stefani

Brett Stegmaier

Sepp Straka

Daniel Summerhays

Adam Svensson

Josh Teater

Kyle Thompson

Nicholas Thompson

Ethan Tracy

Cameron Tringale

Johnson Wagner

Steve Wheatcroft

Willy Wilcox

Tim Wilkinson

Casey Wittenberg

Andrew Yun

Xinjun Zhang

Note: **Web.com Tour players Nos. 1-75 in bold.** PGA TOUR players Nos. 126-200 un-bolded.
Field list above as of Monday, Sept. 25.

Individual Player Records

Adamonis, Brad (68.25)

| Year | 1st | 2nd | 3rd | 4th | Total | Finish | Money |
|------|-----|-----|-----|-----|-------|--------|------------|
| 2007 | 66 | 70 | 68 | 69 | 273 | T21 | \$7,410.94 |

Adams, Blake (69.75)

| Year | 1st | 2nd | 3rd | 4th | Total | Finish | Money |
|--------------|-----|-----|-----|-----|-------|--------|--------------------|
| 2009 | 69 | 73 | 70 | 67 | 279 | T12 | \$22,000.00 |
| 2015 | 72 | 69 | | | 141 | CUT | |
| Total | | | | | | | \$22,000.00 |

Affrunti, Joe (69.75)

| Year | 1st | 2nd | 3rd | 4th | Total | Finish | Money |
|------|-----|-----|-----|-----|-------|--------|-------------|
| 2010 | 66 | 71 | 72 | 70 | 279 | 3 | \$68,000.00 |

Aiken, Thomas (67.50)

| Year | 1st | 2nd | 3rd | 4th | Total | Finish | Money |
|------|-----|-----|-----|-----|-------|--------|-------------|
| 2015 | 69 | 67 | 69 | 65 | 270 | T5 | \$35,125.00 |

Alarcon, Rafael (73.00)

| Year | 1st | 2nd | 3rd | 4th | Total | Finish | Money |
|--------------|-----|-----|-----|-----|-------|--------|--------------------|
| 1995 | 78 | 71 | 74 | 74 | 297 | T33 | \$1,450.00 |
| 1996 | 68 | 74 | 74 | 71 | 287 | T5 | 12,500.00 |
| Total | | | | | | | \$13,950.00 |

Aldridge, Tyler (72.50)

| Year | 1st | 2nd | 3rd | 4th | Total | Finish | Money |
|------|-----|-----|-----|-----|-------|--------|-------|
| 2015 | 72 | 73 | | | 145 | CUT | |

Alker, Steven (72.00)

| Year | 1st | 2nd | 3rd | 4th | Total | Finish | Money |
|--------------|-----|-----|-----|-----|-------|--------|--------------------|
| 2002 | 71 | 69 | 68 | | 208 | T2 | \$44,800.00 |
| 2004 | 73 | 69 | 77 | 71 | 290 | T41 | 2,812.50 |
| 2009 | 75 | 74 | 79 | 76 | 304 | T56 | 3,225.00 |
| 2013 | 73 | 73 | | | 146 | CUT | |
| 2014 | 72 | 71 | | | 143 | CUT | |
| 2015 | 67 | 68 | 74 | 68 | 277 | T35 | 4,762.50 |
| Total | | | | | | | \$55,600.00 |

Allan, Steve (72.75)

| Year | 1st | 2nd | 3rd | 4th | Total | Finish | Money |
|--------------|-----|-----|-----|-----|-------|--------|-------------------|
| 2006 | 68 | 73 | 77 | 72 | 290 | 29 | \$5,400.00 |
| 2014 | 72 | 71 | | | 143 | CUT | |
| 2015 | 71 | 78 | | | 149 | CUT | |
| Total | | | | | | | \$5,400.00 |

Allen, Michael (73.67)

| Year | 1st | 2nd | 3rd | 4th | Total | Finish | Money |
|--------------|-----|-----|-----|-----|-------|--------|-------------------|
| 1998 | 78 | 80 | 71 | 75 | 304 | 41 | \$1,540.00 |
| 2000 | 72 | 72 | 72 | 74 | 290 | T30 | 4,207.50 |
| 2003 | 69 | 74 | 76 | 71 | 290 | T36 | 3,625.00 |
| Total | | | | | | | \$9,372.50 |

Allenby, Robert (69.00)

| Year | 1st | 2nd | 3rd | 4th | Total | Finish | Money |
|------|-----|-----|-----|-----|-------|--------|------------|
| 2015 | 69 | 71 | 68 | 68 | 276 | T30 | \$6,360.00 |

Allred, Jason (71.92)

| Year | 1st | 2nd | 3rd | 4th | Total | Finish | Money |
|--------------|-----|-----|-----|-----|-------|--------|-------------------|
| 2006 | 76 | 72 | 72 | 73 | 293 | T40 | \$3,375.00 |
| 2014 | 72 | 67 | 74 | 75 | 288 | 63 | 2,540.00 |
| 2015 | 71 | 68 | 73 | 70 | 282 | T62 | 2,540.00 |
| Total | | | | | | | \$8,455.00 |

Ancer, Abraham (72.50)

| Year | 1st | 2nd | 3rd | 4th | Total | Finish | Money |
|------|-----|-----|-----|-----|-------|--------|-------|
| 2015 | 73 | 72 | | | 145 | CUT | |

Anderson, Chris (71.88)

| Year | 1st | 2nd | 3rd | 4th | Total | Finish | Money |
|--------------|-----|-----|-----|-----|-------|--------|-------------------|
| 2004 | 72 | 73 | 73 | 74 | 292 | T45 | \$2,468.75 |
| 2008 | 71 | 71 | 68 | 73 | 283 | T46 | 3,662.50 |
| Total | | | | | | | \$6,131.25 |

Anderson, Jeremy (67.50)

| Year | 1st | 2nd | 3rd | 4th | Total | Finish | Money |
|------|-----|-----|-----|-----|-------|--------|-------------|
| 2007 | 71 | 68 | 66 | 65 | 270 | T12 | \$17,050.00 |

Anderson, Mark (72.38)

| Year | 1st | 2nd | 3rd | 4th | Total | Finish | Money |
|--------------|-----|-----|-----|-----|-------|--------|--------------------|
| 2010 | 75 | 75 | 76 | 70 | 296 | T52 | \$3,350.00 |
| 2011 | 66 | 78 | 73 | 74 | 291 | T29 | 6,533.33 |
| 2013 | 64 | 71 | 74 | 72 | 281 | T46 | 3,630.00 |
| Total | | | | | | | \$13,513.33 |

Appleby, Stuart (72.25)

| Year | 1st | 2nd | 3rd | 4th | Total | Finish | Money |
|------|-----|-----|-----|-----|-------|--------|------------|
| 1995 | 72 | 72 | 71 | 74 | 289 | T7 | \$9,375.00 |

Aragon, Alex (72.20)

| Year | 1st | 2nd | 3rd | 4th | Total | Finish | Money |
|--------------|-----|-----|-----|-----|-------|--------|-------------------|
| 2012 | 74 | 73 | 70 | 69 | 286 | T47 | \$3,560.00 |
| 2013 | 74 | 78 | | | 152 | CUT | |
| 2015 | 72 | 68 | 73 | 71 | 284 | T66 | 2,470.00 |
| Total | | | | | | | \$6,030.00 |

Armour, Ryan (71.85)

| Year | 1st | 2nd | 3rd | 4th | Total | Finish | Money |
|--------------|-----|-----|-----|-----|-------|--------|--------------------|
| 2004 | 70 | 70 | 71 | 72 | 283 | T21 | \$6,312.50 |
| 2005 | 69 | 70 | 73 | 74 | 286 | T7 | 20,258.33 |
| 2006 | 71 | 71 | 70 | 74 | 286 | 21 | 9,000.00 |
| 2011 | 69 | 77 | 74 | 79 | 299 | T53 | 3,300.00 |
| 2014 | 71 | 71 | | | 142 | CUT | |
| 2015 | 69 | 72 | | | 141 | CUT | |
| Total | | | | | | | \$38,870.83 |

Armour III, Tommy (72.75)

| Year | 1st | 2nd | 3rd | 4th | Total | Finish | Money |
|------|-----|-----|-----|-----|-------|--------|------------|
| 1994 | 70 | 73 | 74 | 74 | 291 | T27 | \$1,665.00 |

Arnaud, Michael (72.00)

| Year | 1st | 2nd | 3rd | 4th | Total | Finish | Money |
|------|-----|-----|-----|-----|-------|--------|-------|
| 2015 | 69 | 75 | | | 144 | CUT | |

Atwal, Arjun (69.63)

| Year | 1st | 2nd | 3rd | 4th | Total | Finish | Money |
|--------------|-----|-----|-----|-----|-------|--------|-------------------|
| 2007 | 68 | 75 | 67 | 68 | 278 | T44 | \$3,083.40 |
| 2008 | 71 | 71 | 71 | 66 | 279 | T31 | 6,200.00 |
| Total | | | | | | | \$9,283.40 |

Aubrey, Emlyn (71.47)

| Year | 1st | 2nd | 3rd | 4th | Total | Finish | Money |
|--------------|-----|-----|-----|-----|-------|--------|--------------------|
| 1993 | 73 | 68 | 74 | 75 | 290 | T20 | \$2,150.00 |
| 1994 | 72 | 69 | 67 | 70 | 278 | T2 | 19,762.50 |
| 1998 | 72 | 72 | 69 | 76 | 289 | T7 | 13,125.00 |
| 2002 | 74 | 68 | 73 | | 215 | T23 | 5,622.86 |
| Total | | | | | | | \$40,660.36 |

Austin, Woody (72.17)

| Year | 1st | 2nd | 3rd | 4th | Total | Finish | Money |
|--------------|-----|-----|-----|-----|-------|--------|--------------------|
| 1994 | 73 | 71 | 70 | 73 | 287 | 19 | \$2,700.00 |
| 1998 | 74 | 74 | 71 | 73 | 292 | T14 | 4,858.00 |
| 2012 | 69 | 72 | 70 | 76 | 287 | 52 | 3,400.00 |
| Total | | | | | | | \$10,958.00 |

Axley, Eric (70.10)

| Year | 1st | 2nd | 3rd | 4th | Total | Finish | Money |
|--------------|-----|-----|-----|-----|-------|--------|--------------------|
| 2005 | 77 | 66 | 66 | 69 | 278 | 2 | \$70,200.00 |
| 2014 | 69 | 71 | 70 | 68 | 278 | T25 | 7,771.67 |
| 2015 | 74 | 71 | | | 145 | CUT | |
| Total | | | | | | | \$77,971.67 |

Baddeley, Aaron (69.71)

| Year | 1st | 2nd | 3rd | 4th | Total | Finish | Money |
|--------------|-----|-----|-----|-----|-------|--------|--------------------|
| 2002 | 68 | 72 | 72 | | 212 | T13 | \$11,430.00 |
| 2015 | 67 | 71 | 73 | 65 | 276 | T30 | 6,360.00 |
| Total | | | | | | | \$17,790.00 |

Baek, Todd (73.00)

| Year | 1st | 2nd | 3rd | 4th | Total | Finish | Money |
|------|-----|-----|-----|-----|-------|--------|-------|
| 2015 | 73 | | | | 73 | W/D | |

Baird, Briny (69.25)

| Year | 1st | 2nd | 3rd | 4th | Total | Finish | Money |
|------|-----|-----|-----|-----|-------|--------|-------------|
| 2000 | 72 | 70 | 66 | 69 | 277 | 2 | \$59,400.00 |

Individual Player Records

Barber, Aaron (75.75)

| Year | 1st | 2nd | 3rd | 4th | Total | Finish | Money |
|------|-----|-----|-----|-----|-------|--------|------------|
| 2005 | 71 | 76 | 79 | 77 | 303 | 56 | \$2,112.50 |

Barber, Blayne (70.00)

| Year | 1st | 2nd | 3rd | 4th | Total | Finish | Money |
|------|-----|-----|-----|-----|-------|--------|------------|
| 2014 | 71 | 69 | 71 | 69 | 280 | T37 | \$4,850.00 |

Barcelo, Rich (74.33)

| Year | 1st | 2nd | 3rd | 4th | Total | Finish | Money |
|------|-----|-----|-----|-----|-------|--------|------------|
| 2002 | 77 | 76 | 75 | | 228 | T51 | \$2,235.00 |
| 2003 | 75 | 80 | 65 | 75 | 295 | T45 | 2,520.83 |
| 2009 | 77 | 69 | | | 146 | DQ | |

Total \$4,755.83

Barlow, Craig (72.00)

| Year | 1st | 2nd | 3rd | 4th | Total | Finish | Money |
|------|-----|-----|-----|-----|-------|--------|------------|
| 2009 | 70 | 75 | 70 | 73 | 288 | T42 | \$4,225.00 |
| 2015 | 70 | 74 | | | 144 | CUT | |

Total \$4,225.00

Barlow, Jeff (75.08)

| Year | 1st | 2nd | 3rd | 4th | Total | Finish | Money |
|------|-----|-----|-----|-----|-------|--------|----------|
| 1994 | 74 | 82 | 70 | 72 | 298 | T43 | \$832.50 |
| 1995 | 72 | 78 | 77 | 74 | 301 | T45 | 875.00 |
| 1996 | 72 | 81 | 71 | 78 | 302 | T36 | 1,250.00 |

Total \$2,957.50

Barnes, Ricky (70.20)

| Year | 1st | 2nd | 3rd | 4th | Total | Finish | Money |
|------|-----|-----|-----|-----|-------|--------|-------------|
| 2006 | 72 | 68 | 73 | 65 | 278 | 4 | \$36,000.00 |
| 2008 | 69 | 71 | 70 | 71 | 281 | T37 | 5,000.00 |
| 2013 | 69 | 74 | | | 143 | CUT | |

Total \$41,000.00

Barranger, Todd (74.29)

| Year | 1st | 2nd | 3rd | 4th | Total | Finish | Money |
|------|-----|-----|-----|-----|-------|--------|------------|
| 2001 | 85 | 77 | 71 | 75 | 308 | T46 | \$2,430.00 |
| 2002 | 65 | 73 | 74 | | 212 | T13 | 11,430.00 |

Total \$13,860.00

Barron, Doug (72.45)

| Year | 1st | 2nd | 3rd | 4th | Total | Finish | Money |
|------|-----|-----|-----|-----|-------|--------|------------|
| 1996 | 72 | 80 | 74 | 68 | 294 | T16 | \$3,362.50 |
| 2002 | 70 | 71 | 74 | | 215 | T23 | 5,622.86 |
| 2004 | 67 | 74 | 74 | 73 | 288 | T34 | 3,687.50 |

Total \$12,672.86

Baryla, Chris (69.88)

| Year | 1st | 2nd | 3rd | 4th | Total | Finish | Money |
|------|-----|-----|-----|-----|-------|--------|-------------|
| 2006 | 69 | 67 | 72 | 74 | 282 | T10 | \$18,750.00 |
| 2009 | 69 | 70 | 70 | 68 | 277 | T7 | 29,100.00 |

Total \$47,850.00

Bateman, Ahmad (75.29)

| Year | 1st | 2nd | 3rd | 4th | Total | Finish | Money |
|------|-----|-----|-----|-----|-------|--------|------------|
| 1997 | 73 | 72 | 74 | 83 | 302 | T42 | \$1,230.00 |
| 2000 | 81 | 69 | 75 | | 225 | DQ | |

Total \$1,230.00

Bateman, Brian (75.75)

| Year | 1st | 2nd | 3rd | 4th | Total | Finish | Money |
|------|-----|-----|-----|-----|-------|--------|------------|
| 1998 | 73 | 79 | 78 | 73 | 303 | 40 | \$1,610.00 |

Bates, Ben (73.25)

| Year | 1st | 2nd | 3rd | 4th | Total | Finish | Money |
|------|-----|-----|-----|-----|-------|--------|------------|
| 1993 | 73 | 75 | 69 | 79 | 296 | T36 | \$1,040.00 |
| 1995 | 72 | 70 | 74 | 76 | 292 | T12 | 3,850.00 |
| 1997 | 70 | 70 | 74 | 75 | 289 | T10 | 6,350.00 |
| 2004 | 67 | 72 | 78 | 78 | 295 | T50 | 2,203.13 |

Total \$13,443.13

Bates, Pat (73.20)

| Year | 1st | 2nd | 3rd | 4th | Total | Finish | Money |
|------|-----|-----|-----|-----|-------|--------|------------|
| 1994 | 73 | 72 | 72 | 66 | 283 | T12 | \$3,993.75 |
| 1996 | 76 | 75 | 76 | 76 | 303 | 41 | 1,100.00 |
| 1997 | 75 | 72 | 74 | 75 | 296 | T26 | 2,347.50 |
| 1998 | 76 | 76 | 73 | 73 | 298 | T29 | 2,327.50 |
| 2001 | 71 | 72 | 72 | 69 | 284 | 1 | 108,000.00 |

Total \$117,768.75

Beckman, Cameron (72.75)

| Year | 1st | 2nd | 3rd | 4th | Total | Finish | Money |
|------|-----|-----|-----|-----|-------|--------|------------|
| 2006 | 72 | 69 | 74 | 76 | 291 | T30 | \$4,725.00 |

Begay III, Notah (73.75)

| Year | 1st | 2nd | 3rd | 4th | Total | Finish | Money |
|------|-----|-----|-----|-----|-------|--------|------------|
| 1998 | 73 | 76 | 70 | 76 | 295 | T23 | \$3,325.00 |

Benedetti, Camilo (70.30)

| Year | 1st | 2nd | 3rd | 4th | Total | Finish | Money |
|------|-----|-----|-----|-----|-------|--------|-------------|
| 2011 | 67 | 70 | 74 | 73 | 284 | T5 | \$36,500.00 |
| 2012 | 72 | 73 | 66 | 67 | 278 | T19 | 12,120.00 |
| 2013 | 71 | 70 | | | 141 | CUT | |

Total \$48,620.00

Benepe, Jim (74.75)

| Year | 1st | 2nd | 3rd | 4th | Total | Finish | Money |
|------|-----|-----|-----|-----|-------|--------|------------|
| 2001 | 72 | 83 | 73 | 71 | 299 | T32 | \$4,290.00 |

Berganio, Jr., David (72.50)

| Year | 1st | 2nd | 3rd | 4th | Total | Finish | Money |
|------|-----|-----|-----|-----|-------|--------|-------------|
| 1996 | 66 | 73 | 72 | 74 | 285 | 2 | \$28,375.00 |
| 1998 | 77 | 75 | 67 | 74 | 293 | 19 | 4,200.00 |
| 1999 | 74 | 70 | 77 | 74 | 295 | T26 | 3,213.33 |
| 2000 | 74 | 73 | 71 | 69 | 287 | T21 | 5,962.00 |

Total \$41,750.33

Berger, Daniel (72.75)

| Year | 1st | 2nd | 3rd | 4th | Total | Finish | Money |
|------|-----|-----|-----|-----|-------|--------|------------|
| 2014 | 72 | 68 | 74 | 77 | 291 | 65 | \$2,500.00 |

Bergman, Oskar (68.00)

| Year | 1st | 2nd | 3rd | 4th | Total | Finish | Money |
|------|-----|-----|-----|-----|-------|--------|-------------|
| 2008 | 73 | 66 | 67 | 66 | 272 | T7 | \$32,250.00 |

Bertoni, Travis (71.00)

| Year | 1st | 2nd | 3rd | 4th | Total | Finish | Money |
|------|-----|-----|-----|-----|-------|--------|------------|
| 2010 | 72 | 75 | 80 | 68 | 295 | T49 | \$3,500.00 |
| 2014 | 66 | 69 | 68 | 71 | 274 | T7 | 30,125.00 |
| 2015 | 71 | 70 | | | 141 | CUT | |

Total \$33,625.00

Bertsch, Shane (72.50)

| Year | 1st | 2nd | 3rd | 4th | Total | Finish | Money |
|------|-----|-----|-----|-----|-------|--------|------------|
| 2000 | 71 | 75 | 77 | 71 | 294 | T39 | \$2,860.00 |
| 2004 | 77 | 73 | 76 | 77 | 303 | 57 | 2,000.00 |
| 2005 | 75 | 76 | 69 | 76 | 296 | T43 | 2,613.00 |
| 2013 | 65 | 74 | 72 | 70 | 281 | T46 | 3,630.00 |
| 2014 | 69 | 70 | 70 | 69 | 278 | T25 | 7,771.67 |
| 2015 | 71 | 69 | 76 | 72 | 288 | 69 | 2,420.00 |

Total \$21,294.67

Bettencourt, Matt (70.00)

| Year | 1st | 2nd | 3rd | 4th | Total | Finish | Money |
|------|-----|-----|-----|-----|-------|--------|--------------|
| 2008 | 68 | 67 | 63 | 69 | 267 | 1 | \$180,000.00 |
| 2013 | 66 | 74 | 73 | 80 | 293 | 67 | 2,650.00 |

Total \$182,650.00

Biershenk, Tommy (73.67)

| Year | 1st | 2nd | 3rd | 4th | Total | Finish | Money |
|------|-----|-----|-----|-----|-------|--------|------------|
| 2000 | 72 | 72 | 70 | 79 | 293 | 38 | \$3,080.00 |
| 2001 | 77 | 75 | 76 | 68 | 296 | T25 | 5,730.00 |
| 2002 | 75 | 70 | 77 | | 222 | T42 | 2,760.00 |
| 2011 | 71 | 72 | 80 | 71 | 294 | T43 | 4,100.00 |

Total \$15,670.00

Bjornstad, Henrik (70.75)

| Year | 1st | 2nd | 3rd | 4th | Total | Finish | Money |
|------|-----|-----|-----|-----|-------|--------|------------|
| 2009 | 70 | 71 | 69 | 73 | 283 | T23 | \$9,350.00 |

Blair, Zachary (66.75)

| Year | 1st | 2nd | 3rd | 4th | Total | Finish | Money |
|------|-----|-----|-----|-----|-------|--------|--------------|
| 2014 | 63 | 65 | 71 | 68 | 267 | 2 | \$108,000.00 |

Bland, Adam (71.25)

| Year | 1st | 2nd | 3rd | 4th | Total | Finish | Money |
|------|-----|-----|-----|-----|-------|--------|------------|
| 2009 | 68 | 73 | 71 | 73 | 285 | T31 | \$6,200.00 |

Individual Player Records

Blanks, Kris (71.25)

| Year | 1st | 2nd | 3rd | 4th | Total | Finish | Money |
|--------------|-----|-----|-----|-----|-------|--------|-------------------|
| 2008 | 70 | 71 | 71 | 71 | 283 | T46 | \$3,662.50 |
| 2013 | 74 | 70 | | | 144 | CUT | |
| 2014 | 71 | 72 | | | 143 | CUT | |
| Total | | | | | | | \$3,662.50 |

Blaum, Ryan (71.00)

| Year | 1st | 2nd | 3rd | 4th | Total | Finish | Money |
|------|-----|-----|-----|-----|-------|--------|-------|
| 2014 | 72 | 70 | | | 142 | CUT | |
| 2015 | 76 | 66 | | | 142 | CUT | |

Blixt, Jonas (72.25)

| Year | 1st | 2nd | 3rd | 4th | Total | Finish | Money |
|--------------|-----|-----|-----|-----|-------|--------|--------------------|
| 2009 | 70 | 69 | 78 | 71 | 288 | T42 | \$4,225.00 |
| 2010 | 73 | 74 | 73 | 74 | 294 | T46 | 3,700.00 |
| 2011 | 72 | 69 | 73 | 71 | 285 | T8 | 28,000.00 |
| Total | | | | | | | \$35,925.00 |

Bohn, Jason (69.00)

| Year | 1st | 2nd | 3rd | 4th | Total | Finish | Money |
|------|-----|-----|-----|-----|-------|--------|-------------|
| 2003 | 73 | 68 | 65 | 70 | 276 | T5 | \$23,750.00 |

Bolli, Justin (70.92)

| Year | 1st | 2nd | 3rd | 4th | Total | Finish | Money |
|--------------|-----|-----|-----|-----|-------|--------|---------------------|
| 2004 | 67 | 64 | 73 | 74 | 278 | T5 | \$21,187.50 |
| 2006 | 70 | 76 | 83 | 69 | 298 | T53 | 2,456.25 |
| 2007 | 69 | 71 | 71 | 68 | 279 | 51 | 2,790.00 |
| 2009 | 67 | 71 | 72 | 70 | 280 | T14 | 17,000.00 |
| 2011 | 73 | 71 | 75 | 78 | 297 | T51 | 3,425.00 |
| 2012 | 65 | 71 | 67 | 65 | 268 | 1 | 180,000.00 |
| 2013 | 71 | 73 | | | 144 | CUT | |
| Total | | | | | | | \$226,858.75 |

Booker, Eric (72.75)

| Year | 1st | 2nd | 3rd | 4th | Total | Finish | Money |
|--------------|-----|-----|-----|-----|-------|--------|-------------------|
| 1997 | 71 | 74 | 70 | 75 | 290 | 13 | \$5,100.00 |
| 1998 | 73 | 75 | 72 | 72 | 292 | T14 | 4,858.00 |
| Total | | | | | | | \$9,958.00 |

Boros, Guy (72.93)

| Year | 1st | 2nd | 3rd | 4th | Total | Finish | Money |
|--------------|-----|-----|-----|-----|-------|--------|--------------------|
| 1993 | 71 | 71 | 74 | 77 | 293 | T28 | \$1,480.00 |
| 2001 | 73 | 77 | 77 | 73 | 300 | T34 | 3,850.00 |
| 2003 | 72 | 72 | 68 | 75 | 287 | T28 | 5,015.62 |
| 2013 | 73 | 68 | | | 141 | CUT | |
| Total | | | | | | | \$10,345.62 |

Bowden, Craig (73.11)

| Year | 1st | 2nd | 3rd | 4th | Total | Finish | Money |
|--------------|-----|-----|-----|-----|-------|--------|--------------------|
| 1996 | 79 | 74 | 80 | 74 | 307 | T46 | \$825.00 |
| 1998 | 79 | 77 | 75 | 71 | 302 | 39 | 1,680.00 |
| 1999 | 72 | 72 | 70 | 76 | 290 | T13 | 6,266.66 |
| 2003 | 72 | 76 | 70 | 70 | 288 | T32 | 4,312.50 |
| 2006 | 71 | 68 | 75 | 73 | 287 | T22 | 7,500.00 |
| 2009 | 71 | 70 | 70 | 66 | 277 | T7 | 29,100.00 |
| 2011 | 72 | 73 | 78 | 73 | 296 | T47 | 3,587.50 |
| Total | | | | | | | \$53,271.66 |

Bowditch, Steven (72.00)

| Year | 1st | 2nd | 3rd | 4th | Total | Finish | Money |
|--------------|-----|-----|-----|-----|-------|--------|--------------------|
| 2005 | 71 | 68 | 70 | 73 | 282 | 5 | \$26,000.00 |
| 2010 | 70 | 80 | 79 | 65 | 294 | T46 | 3,700.00 |
| Total | | | | | | | \$29,700.00 |

Bradley, Keegan (73.00)

| Year | 1st | 2nd | 3rd | 4th | Total | Finish | Money |
|------|-----|-----|-----|-----|-------|--------|------------|
| 2010 | 72 | 75 | 69 | 76 | 292 | T38 | \$4,800.00 |

Bramlett, Joseph (70.50)

| Year | 1st | 2nd | 3rd | 4th | Total | Finish | Money |
|------|-----|-----|-----|-----|-------|--------|------------|
| 2012 | 70 | 71 | 71 | 70 | 282 | T31 | \$6,300.00 |

Branshaw, David (70.74)

| Year | 1st | 2nd | 3rd | 4th | Total | Finish | Money |
|--------------|-----|-----|-----|-----|-------|--------|---------------------|
| 2002 | 76 | 76 | 73 | | 225 | T48 | \$2,310.00 |
| 2003 | 72 | 69 | 73 | 71 | 285 | T23 | 6,281.25 |
| 2005 | 71 | 65 | 69 | 71 | 276 | 1 | 117,000.00 |
| 2008 | 70 | 67 | 69 | 68 | 274 | T11 | 21,200.00 |
| 2009 | 70 | 71 | 69 | 70 | 280 | T14 | 17,000.00 |
| 2010 | 71 | 74 | 74 | 68 | 287 | T24 | 9,200.00 |
| Total | | | | | | | \$172,991.25 |

Brehaut, Jeff (73.22)

| Year | 1st | 2nd | 3rd | 4th | Total | Finish | Money |
|--------------|-----|-----|-----|-----|-------|--------|--------------------|
| 1993 | 74 | 68 | 73 | 76 | 291 | T24 | \$1,800.00 |
| 1994 | 68 | 73 | 76 | 68 | 285 | T14 | 3,375.00 |
| 1995 | 79 | 78 | 77 | 73 | 307 | 49 | 700.00 |
| 1996 | 69 | 78 | 76 | 76 | 299 | T28 | 1,800.00 |
| 1997 | 75 | 72 | 76 | 71 | 294 | T23 | 2,925.00 |
| 1998 | 75 | 73 | 75 | 77 | 300 | T33 | 1,995.00 |
| 2008 | 70 | 72 | 68 | 73 | 283 | T46 | 3,662.50 |
| 2010 | 72 | 71 | 71 | 70 | 284 | T11 | 21,200.00 |
| Total | | | | | | | \$37,457.50 |

Briggs, Danny (73.00)

| Year | 1st | 2nd | 3rd | 4th | Total | Finish | Money |
|--------------|-----|-----|-----|-----|-------|--------|--------------------|
| 1993 | 69 | 66 | 71 | 72 | 278 | 2 | \$22,700.00 |
| 1994 | 69 | 76 | 72 | 75 | 292 | T31 | 1,417.50 |
| 1995 | 73 | 70 | 74 | 78 | 295 | T24 | 2,130.00 |
| 2001 | 76 | 79 | 77 | 71 | 303 | T39 | 3,120.00 |
| Total | | | | | | | \$29,367.50 |

Brigman, D.J. (70.67)

| Year | 1st | 2nd | 3rd | 4th | Total | Finish | Money |
|--------------|-----|-----|-----|-----|-------|--------|---------------------|
| 2003 | 66 | 68 | 71 | 68 | 273 | 2 | \$67,500.00 |
| 2008 | 69 | 69 | 67 | 68 | 273 | T9 | 28,000.00 |
| 2009 | 68 | 73 | 76 | 81 | 298 | T54 | 3,325.00 |
| 2010 | 70 | 76 | 68 | 72 | 286 | T21 | 11,200.00 |
| 2013 | 72 | 70 | | | 142 | CUT | |
| Total | | | | | | | \$110,025.00 |

Broadaway, Josh (70.75)

| Year | 1st | 2nd | 3rd | 4th | Total | Finish | Money |
|--------------|-----|-----|-----|-----|-------|--------|--------------------|
| 2008 | 74 | 67 | 68 | 66 | 275 | T16 | \$15,000.00 |
| 2011 | 72 | 70 | 77 | 72 | 291 | T29 | 6,533.34 |
| Total | | | | | | | \$21,533.34 |

Brown, Scott (70.00)

| Year | 1st | 2nd | 3rd | 4th | Total | Finish | Money |
|------|-----|-----|-----|-----|-------|--------|--------------|
| 2011 | 75 | 68 | 67 | 70 | 280 | 2 | \$108,000.00 |

Browne, Olin (71.88)

| Year | 1st | 2nd | 3rd | 4th | Total | Finish | Money |
|--------------|-----|-----|-----|-----|-------|--------|--------------------|
| 1993 | 71 | 69 | 75 | 73 | 288 | T14 | \$3,000.00 |
| 1995 | 72 | 74 | 73 | 68 | 287 | T5 | 12,500.00 |
| Total | | | | | | | \$15,500.00 |

Bruckner, Greg (74.25)

| Year | 1st | 2nd | 3rd | 4th | Total | Finish | Money |
|--------------|-----|-----|-----|-----|-------|--------|-------------------|
| 1993 | 76 | 76 | 73 | 77 | 302 | 46 | \$680.00 |
| 1994 | 75 | 72 | 73 | 73 | 293 | T33 | 1,305.00 |
| 1995 | 70 | 80 | 73 | 73 | 296 | T29 | 1,662.50 |
| Total | | | | | | | \$3,647.50 |

Buckle, Andrew (71.00)

| Year | 1st | 2nd | 3rd | 4th | Total | Finish | Money |
|--------------|-----|-----|-----|-----|-------|--------|--------------------|
| 2006 | 67 | 69 | 71 | 69 | 276 | T2 | \$66,000.00 |
| 2009 | 67 | 76 | 77 | 72 | 292 | 53 | 3,400.00 |
| Total | | | | | | | \$69,400.00 |

Bugg, Jace (72.00)

| Year | 1st | 2nd | 3rd | 4th | Total | Finish | Money |
|------|-----|-----|-----|-----|-------|--------|------------|
| 2002 | 76 | 68 | 72 | | 216 | T30 | \$4,620.00 |

Buha, Jason (71.36)

| Year | 1st | 2nd | 3rd | 4th | Total | Finish | Money |
|--------------|-----|-----|-----|-----|-------|--------|--------------------|
| 2001 | 72 | 74 | 74 | 71 | 291 | T12 | \$12,660.00 |
| 2002 | 71 | 69 | 70 | | 210 | T7 | 18,700.00 |
| 2004 | 69 | 70 | 70 | 75 | 284 | 27 | 5,062.50 |
| Total | | | | | | | \$36,422.50 |

Individual Player Records

Burgoon, Bronson (78.00)

| Year | 1st | 2nd | 3rd | 4th | Total | Finish | Money |
|--------------|-----|-----|-----|-----|-------|--------|-------------------|
| 2014 | 78 | | | | 78 | W/D | |
| 2015 | 67 | 71 | 70 | 68 | 276 | T30 | \$6,360.00 |
| Total | | | | | | | \$6,360.00 |

Burke, Patrick (74.00)

| Year | 1st | 2nd | 3rd | 4th | Total | Finish | Money |
|------|-----|-----|-----|-----|-------|--------|-------|
| 2000 | 74 | 74 | | | 148 | DQ | |

Burns, Bob (71.25)

| Year | 1st | 2nd | 3rd | 4th | Total | Finish | Money |
|--------------|-----|-----|-----|-----|-------|--------|--------------------|
| 1993 | 76 | 72 | 71 | 76 | 295 | T32 | \$1,180.00 |
| 1998 | 73 | 69 | 67 | 74 | 283 | 1 | 63,000.00 |
| 2007 | 68 | 65 | 71 | 73 | 277 | T41 | 3,720.00 |
| Total | | | | | | | \$67,900.00 |

Burroughs, Clark (73.75)

| Year | 1st | 2nd | 3rd | 4th | Total | Finish | Money |
|------|-----|-----|-----|-----|-------|--------|------------|
| 1994 | 72 | 74 | 69 | 80 | 295 | T38 | \$1,080.00 |

Burton, Kevin (75.25)

| Year | 1st | 2nd | 3rd | 4th | Total | Finish | Money |
|------|-----|-----|-----|-----|-------|--------|------------|
| 1996 | 74 | 74 | 79 | 74 | 301 | T32 | \$1,475.00 |

Buttner, Bill (73.75)

| Year | 1st | 2nd | 3rd | 4th | Total | Finish | Money |
|------|-----|-----|-----|-----|-------|--------|------------|
| 1995 | 75 | 74 | 75 | 71 | 295 | T24 | \$2,130.00 |

Byrd, Jonathan (71.50)

| Year | 1st | 2nd | 3rd | 4th | Total | Finish | Money |
|--------------|-----|-----|-----|-----|-------|--------|--------------------|
| 2001 | 73 | 81 | 72 | 70 | 296 | T25 | \$5,730.00 |
| 2014 | 70 | 69 | 69 | 69 | 277 | T21 | 10,800.00 |
| 2015 | 69 | 73 | | | 142 | CUT | |
| Total | | | | | | | \$16,530.00 |

Byrum, Curt (74.00)

| Year | 1st | 2nd | 3rd | 4th | Total | Finish | Money |
|--------------|-----|-----|-----|-----|-------|--------|-------------------|
| 1993 | 73 | 75 | 68 | 75 | 291 | T24 | \$1,800.00 |
| 1999 | 76 | 67 | 82 | 76 | 301 | T45 | 1,400.00 |
| Total | | | | | | | \$3,200.00 |

Caldwell, Rex (74.50)

| Year | 1st | 2nd | 3rd | 4th | Total | Finish | Money |
|------|-----|-----|-----|-----|-------|--------|----------|
| 1994 | 73 | 74 | 73 | 78 | 298 | T43 | \$832.50 |

Campbell, Chad (70.70)

| Year | 1st | 2nd | 3rd | 4th | Total | Finish | Money |
|--------------|-----|-----|-----|-----|-------|--------|--------------------|
| 2001 | 71 | 72 | 74 | 71 | 288 | 4 | \$28,800.00 |
| 2013 | 70 | 68 | 67 | 73 | 278 | T29 | 6,866.66 |
| 2014 | 69 | 72 | | | 141 | CUT | |
| Total | | | | | | | \$35,666.66 |

Canete, Ariel (70.50)

| Year | 1st | 2nd | 3rd | 4th | Total | Finish | Money |
|------|-----|-----|-----|-----|-------|--------|-------|
| 2013 | 68 | 73 | | | 141 | CUT | |

Cappelen, Sebastian (70.50)

| Year | 1st | 2nd | 3rd | 4th | Total | Finish | Money |
|------|-----|-----|-----|-----|-------|--------|------------|
| 2014 | 69 | 70 | 68 | 75 | 282 | T46 | \$2,991.66 |

Carballo, Miguel Angel (70.70)

| Year | 1st | 2nd | 3rd | 4th | Total | Finish | Money |
|--------------|-----|-----|-----|-----|-------|--------|--------------------|
| 2007 | 70 | 68 | 67 | 71 | 276 | T39 | \$4,107.50 |
| 2011 | 75 | 75 | 73 | 74 | 297 | T51 | 3,425.00 |
| 2013 | 70 | 69 | 78 | 68 | 285 | T57 | 3,050.00 |
| 2014 | 68 | 65 | 71 | 75 | 279 | T31 | 5,975.00 |
| 2015 | 69 | 69 | 72 | 67 | 277 | T35 | 4,762.50 |
| Total | | | | | | | \$21,320.00 |

Carnevale, Mark (71.50)

| Year | 1st | 2nd | 3rd | 4th | Total | Finish | Money |
|------|-----|-----|-----|-----|-------|--------|-------------|
| 1997 | 69 | 71 | 71 | 75 | 286 | 4 | \$19,500.00 |

Caron, Jason (73.09)

| Year | 1st | 2nd | 3rd | 4th | Total | Finish | Money |
|--------------|-----|-----|-----|-----|-------|--------|--------------------|
| 2001 | 73 | 79 | 76 | 81 | 309 | 48 | \$2,370.00 |
| 2002 | 69 | 74 | 75 | | 218 | T37 | 3,450.00 |
| 2004 | 66 | 68 | 77 | 66 | 277 | T3 | 36,250.00 |
| Total | | | | | | | \$42,070.00 |

Carr, Tom (72.75)

| Year | 1st | 2nd | 3rd | 4th | Total | Finish | Money |
|------|-----|-----|-----|-----|-------|--------|------------|
| 1994 | 72 | 72 | 72 | 75 | 291 | T27 | \$1,665.00 |

Carter, Jim (73.25)

| Year | 1st | 2nd | 3rd | 4th | Total | Finish | Money |
|--------------|-----|-----|-----|-----|-------|--------|--------------------|
| 1993 | 76 | 79 | 73 | 78 | 306 | T47 | \$620.00 |
| 1994 | 69 | 68 | 71 | 72 | 280 | T6 | 9,562.50 |
| Total | | | | | | | \$10,182.50 |

Carter, Tom (73.73)

| Year | 1st | 2nd | 3rd | 4th | Total | Finish | Money |
|--------------|-----|-----|-----|-----|-------|--------|--------------------|
| 2001 | 72 | 78 | 69 | 68 | 287 | T2 | \$52,800.00 |
| 2002 | 77 | 73 | 75 | | 225 | T48 | 2,310.00 |
| 2003 | 70 | 74 | 79 | 76 | 299 | T49 | 2,281.25 |
| Total | | | | | | | \$57,391.25 |

Cassini, Nick (72.00)

| Year | 1st | 2nd | 3rd | 4th | Total | Finish | Money |
|------|-----|-----|-----|-----|-------|--------|------------|
| 2004 | 73 | 72 | 71 | 72 | 288 | T34 | \$3,687.50 |

Castro, Roberto (71.00)

| Year | 1st | 2nd | 3rd | 4th | Total | Finish | Money |
|--------------|-----|-----|-----|-----|-------|--------|--------------------|
| 2011 | 68 | 68 | 77 | 74 | 287 | 17 | \$16,000.00 |
| 2014 | 71 | 67 | 72 | 71 | 281 | T40 | 3,900.00 |
| 2015 | 70 | 70 | 70 | 62 | 272 | T10 | 26,000.00 |
| Total | | | | | | | \$45,900.00 |

Cauley, Bud (68.75)

| Year | 1st | 2nd | 3rd | 4th | Total | Finish | Money |
|--------------|-----|-----|-----|-----|-------|--------|--------------------|
| 2013 | 70 | 69 | 65 | 71 | 275 | T17 | \$14,000.00 |
| 2015 | 71 | 71 | | | 142 | CUT | |
| Total | | | | | | | \$14,000.00 |

Cejka, Alex (73.50)

| Year | 1st | 2nd | 3rd | 4th | Total | Finish | Money |
|------|-----|-----|-----|-----|-------|--------|-------|
| 2013 | 73 | 74 | | | 147 | CUT | |

Chalmers, Greg (70.93)

| Year | 1st | 2nd | 3rd | 4th | Total | Finish | Money |
|--------------|-----|-----|-----|-----|-------|--------|--------------------|
| 2005 | 71 | 73 | 75 | 77 | 296 | T43 | \$2,613.00 |
| 2007 | 69 | 65 | 72 | 72 | 278 | T44 | 3,083.39 |
| 2008 | 69 | 72 | 69 | 67 | 277 | T25 | 8,000.00 |
| 2014 | 73 | 69 | | | 142 | CUT | |
| 2015 | 76 | 72 | | | 148 | CUT | |
| Total | | | | | | | \$13,696.39 |

Chappell, Kevin (72.75)

| Year | 1st | 2nd | 3rd | 4th | Total | Finish | Money |
|------|-----|-----|-----|-----|-------|--------|------------|
| 2010 | 69 | 74 | 73 | 75 | 291 | T33 | \$5,800.00 |

Cheesman, Barry (72.14)

| Year | 1st | 2nd | 3rd | 4th | Total | Finish | Money |
|--------------|-----|-----|-----|-----|-------|--------|--------------------|
| 1997 | 76 | 73 | 72 | 70 | 291 | T14 | \$4,380.00 |
| 2002 | 70 | 71 | 73 | | 214 | T19 | 7,485.00 |
| Total | | | | | | | \$11,865.00 |

Chopra, Daniel (70.17)

| Year | 1st | 2nd | 3rd | 4th | Total | Finish | Money |
|--------------|-----|-----|-----|-----|-------|--------|--------------------|
| 2003 | 68 | 71 | 67 | 76 | 282 | T17 | \$9,375.00 |
| 2011 | 72 | 62 | 77 | 71 | 282 | T3 | 58,000.00 |
| 2013 | 69 | 69 | 70 | 70 | 278 | T29 | 6,866.67 |
| Total | | | | | | | \$74,241.67 |

Christensen, Dave (73.25)

| Year | 1st | 2nd | 3rd | 4th | Total | Finish | Money |
|------|-----|-----|-----|-----|-------|--------|------------|
| 2004 | 71 | 73 | 73 | 76 | 293 | 47 | \$2,375.00 |

Christian, Gary (70.89)

| Year | 1st | 2nd | 3rd | 4th | Total | Finish | Money |
|--------------|-----|-----|-----|-----|-------|--------|--------------------|
| 2006 | 67 | 76 | 73 | 71 | 287 | T22 | \$7,500.00 |
| 2007 | 63 | 69 | 69 | 70 | 271 | T14 | 13,950.00 |
| 2009 | 75 | 70 | 70 | 74 | 289 | T46 | 3,750.00 |
| 2011 | 71 | 72 | 74 | 71 | 288 | T18 | 13,040.00 |
| 2014 | 73 | 68 | | | 141 | CUT | |
| Total | | | | | | | \$38,240.00 |

Individual Player Records

Christie, Michael (74.00)

| Year | 1st | 2nd | 3rd | 4th | Total | Finish | Money |
|--------------|-----|-----|-----|-----|-------|--------|-------------------|
| 1995 | 73 | 73 | 79 | 71 | 296 | T29 | \$1,662.50 |
| 1996 | 68 | 71 | 82 | 75 | 296 | T19 | 2,937.50 |
| Total | | | | | | | \$4,600.00 |

Cink, Stewart (70.25)

| Year | 1st | 2nd | 3rd | 4th | Total | Finish | Money |
|------|-----|-----|-----|-----|-------|--------|-------------|
| 1996 | 66 | 71 | 71 | 73 | 281 | 1 | \$45,000.00 |

Cioe, Joe (74.38)

| Year | 1st | 2nd | 3rd | 4th | Total | Finish | Money |
|--------------|-----|-----|-----|-----|-------|--------|-------------------|
| 1995 | 71 | 76 | 69 | 78 | 294 | T21 | \$2,625.00 |
| 1996 | 66 | 78 | 75 | 82 | 301 | T32 | 1,475.00 |
| Total | | | | | | | \$4,100.00 |

Claar, Brian (70.67)

| Year | 1st | 2nd | 3rd | 4th | Total | Finish | Money |
|------|-----|-----|-----|-----|-------|--------|-------------|
| 2002 | 71 | 70 | 71 | | 212 | T13 | \$11,430.00 |

Clark II, Michael (72.13)

| Year | 1st | 2nd | 3rd | 4th | Total | Finish | Money |
|--------------|-----|-----|-----|-----|-------|--------|--------------------|
| 1996 | 73 | 69 | 70 | 79 | 291 | T12 | \$4,250.00 |
| 1997 | 71 | 70 | 71 | 75 | 287 | T5 | 13,125.00 |
| 1998 | 72 | 78 | 65 | 73 | 288 | T4 | 19,250.00 |
| 1999 | 71 | 74 | 68 | 75 | 288 | T8 | 13,000.00 |
| Total | | | | | | | \$49,625.00 |

Clark, Tim (72.13)

| Year | 1st | 2nd | 3rd | 4th | Total | Finish | Money |
|--------------|-----|-----|-----|-----|-------|--------|--------------------|
| 1999 | 77 | 72 | 75 | 70 | 294 | T23 | \$3,800.00 |
| 2000 | 74 | 74 | 68 | 67 | 283 | T9 | 14,850.00 |
| Total | | | | | | | \$18,650.00 |

Claxton, Paul (72.09)

| Year | 1st | 2nd | 3rd | 4th | Total | Finish | Money |
|--------------|-----|-----|-----|-----|-------|--------|--------------------|
| 1995 | 70 | 79 | 76 | 73 | 298 | T36 | \$1,250.00 |
| 1996 | 73 | 73 | 74 | 74 | 294 | T16 | 3,362.50 |
| 1999 | 76 | 75 | 73 | 72 | 296 | T29 | 2,720.00 |
| 2000 | 72 | 72 | 71 | 72 | 287 | T21 | 5,962.00 |
| 2001 | 73 | 73 | 74 | 74 | 294 | 21 | 7,320.00 |
| 2003 | 72 | 74 | 71 | 70 | 287 | T28 | 5,015.63 |
| 2006 | 69 | 70 | 75 | 67 | 281 | T8 | 22,500.00 |
| 2007 | 72 | 70 | 66 | 70 | 278 | T44 | 3,083.39 |
| 2010 | 71 | 71 | 70 | 71 | 283 | 10 | 27,000.00 |
| 2011 | 71 | 69 | 77 | 73 | 290 | T24 | 8,480.00 |
| 2012 | 68 | 73 | 72 | 71 | 284 | T39 | 4,800.00 |
| Total | | | | | | | \$91,493.52 |

Claxton, Will (71.50)

| Year | 1st | 2nd | 3rd | 4th | Total | Finish | Money |
|------|-----|-----|-----|-----|-------|--------|-------|
| 2013 | 69 | 74 | | | 143 | CUT | |

Clearwater, Keith (72.75)

| Year | 1st | 2nd | 3rd | 4th | Total | Finish | Money |
|------|-----|-----|-----|-----|-------|--------|------------|
| 2000 | 69 | 74 | 75 | 73 | 291 | T32 | \$3,795.00 |

Cochran III, Rick (73.00)

| Year | 1st | 2nd | 3rd | 4th | Total | Finish | Money |
|------|-----|-----|-----|-----|-------|--------|-------|
| 2015 | 73 | 73 | | | 146 | CUT | |

Coles, Gavin (71.33)

| Year | 1st | 2nd | 3rd | 4th | Total | Finish | Money |
|--------------|-----|-----|-----|-----|-------|--------|--------------------|
| 2002 | 70 | 69 | 74 | | 213 | T17 | \$9,240.00 |
| 2004 | 66 | 76 | 72 | 73 | 287 | T31 | 4,062.50 |
| 2006 | 72 | 71 | 71 | 70 | 284 | T14 | 13,125.00 |
| 2008 | 68 | 69 | 68 | 70 | 275 | T16 | 15,000.00 |
| 2009 | 73 | 70 | 70 | 74 | 287 | T39 | 4,900.00 |
| 2010 | 70 | 72 | 69 | 73 | 284 | T11 | 21,200.00 |
| 2011 | 73 | 74 | 77 | 72 | 296 | T47 | 3,587.50 |
| Total | | | | | | | \$71,115.00 |

Collins, Chad (70.33)

| Year | 1st | 2nd | 3rd | 4th | Total | Finish | Money |
|--------------|-----|-----|-----|-----|-------|--------|--------------------|
| 2005 | 75 | 69 | 72 | 71 | 287 | T10 | \$16,900.00 |
| 2006 | 72 | 67 | 76 | 81 | 296 | T49 | 2,606.25 |
| 2007 | 68 | 69 | 70 | 68 | 275 | T34 | 4,650.00 |
| 2009 | 69 | 69 | 70 | 69 | 277 | T7 | 29,100.00 |
| 2013 | 69 | 71 | 73 | 66 | 279 | T32 | 5,600.00 |
| 2014 | 65 | 69 | 70 | 70 | 274 | T7 | 30,125.00 |
| Total | | | | | | | \$88,981.25 |

Compton, Erik (72.00)

| Year | 1st | 2nd | 3rd | 4th | Total | Finish | Money |
|------|-----|-----|-----|-----|-------|--------|-------------|
| 2011 | 73 | 71 | 74 | 70 | 288 | T18 | \$13,040.00 |

Conley, Tim (74.88)

| Year | 1st | 2nd | 3rd | 4th | Total | Finish | Money |
|--------------|-----|-----|-----|-----|-------|--------|-------------------|
| 1996 | 77 | 69 | 75 | 80 | 301 | T32 | \$1,475.00 |
| 1997 | 77 | 73 | 72 | 76 | 298 | T35 | 1,620.00 |
| Total | | | | | | | \$3,095.00 |

Conner, Frank (74.75)

| Year | 1st | 2nd | 3rd | 4th | Total | Finish | Money |
|--------------|-----|-----|-----|-----|-------|--------|-------------------|
| 1993 | 74 | 82 | 77 | 74 | 307 | T49 | \$540.00 |
| 1994 | 72 | 69 | 75 | 75 | 291 | T27 | 1,665.00 |
| Total | | | | | | | \$2,205.00 |

Cook, Jeff (69.50)

| Year | 1st | 2nd | 3rd | 4th | Total | Finish | Money |
|------|-----|-----|-----|-----|-------|--------|-------------|
| 1994 | 73 | 70 | 67 | 68 | 278 | T2 | \$19,762.50 |

Cook, Austin (69.50)

| Year | 1st | 2nd | 3rd | 4th | Total | Finish | Money |
|------|-----|-----|-----|-----|-------|--------|------------|
| 2015 | 70 | 69 | 68 | 71 | 278 | T43 | \$3,194.44 |

Corpening, Franklin (74.00)

| Year | 1st | 2nd | 3rd | 4th | Total | Finish | Money |
|------|-----|-----|-----|-----|-------|--------|-------|
| 2013 | 73 | 75 | | | 148 | CUT | |

Coston, Jeff (71.25)

| Year | 1st | 2nd | 3rd | 4th | Total | Finish | Money |
|------|-----|-----|-----|-----|-------|--------|------------|
| 1993 | 74 | 68 | 71 | 72 | 285 | T7 | \$7,000.00 |

Cotner, Keoke (72.47)

| Year | 1st | 2nd | 3rd | 4th | Total | Finish | Money |
|--------------|-----|-----|-----|-----|-------|--------|--------------------|
| 2000 | 73 | 71 | 76 | 72 | 292 | T35 | \$3,318.33 |
| 2001 | 71 | 76 | 73 | 71 | 291 | T12 | 12,660.00 |
| 2002 | 69 | 69 | 72 | | 210 | T7 | 18,700.00 |
| 2005 | 78 | 73 | 71 | 72 | 294 | T40 | 3,055.00 |
| Total | | | | | | | \$37,733.33 |

Couch, Chris (71.50)

| Year | 1st | 2nd | 3rd | 4th | Total | Finish | Money |
|--------------|-----|-----|-----|-----|-------|--------|---------------------|
| 2001 | 76 | 73 | 74 | 72 | 295 | T22 | \$6,620.00 |
| 2003 | 66 | 67 | 65 | 72 | 270 | 1 | 112,500.00 |
| 2005 | 72 | 73 | 76 | 72 | 293 | T35 | 3,575.00 |
| Total | | | | | | | \$122,695.00 |

Cowan, P.J. (75.50)

| Year | 1st | 2nd | 3rd | 4th | Total | Finish | Money |
|------|-----|-----|-----|-----|-------|--------|------------|
| 1996 | 75 | 75 | 74 | 78 | 302 | T36 | \$1,250.00 |

Cox, Kris (73.63)

| Year | 1st | 2nd | 3rd | 4th | Total | Finish | Money |
|--------------|-----|-----|-----|-----|-------|--------|-------------------|
| 1999 | 77 | 71 | 79 | 73 | 300 | T40 | \$1,680.00 |
| 2005 | 73 | 72 | 73 | 71 | 289 | T19 | 7,878.00 |
| Total | | | | | | | \$9,558.00 |

Cramer, Rick (75.50)

| Year | 1st | 2nd | 3rd | 4th | Total | Finish | Money |
|------|-----|-----|-----|-----|-------|--------|------------|
| 1996 | 74 | 74 | 84 | 70 | 302 | T36 | \$1,250.00 |

Crane, Ben (73.13)

| Year | 1st | 2nd | 3rd | 4th | Total | Finish | Money |
|--------------|-----|-----|-----|-----|-------|--------|--------------------|
| 2000 | 75 | 73 | 75 | 73 | 296 | T44 | \$2,200.00 |
| 2001 | 72 | 76 | 72 | 69 | 289 | T5 | 21,900.00 |
| Total | | | | | | | \$24,100.00 |

Individual Player Records

Crawford, Adam (70.67)

| Year | 1st | 2nd | 3rd | 4th | Total | Finish | Money |
|--------------|-----|-----|-----|-----|-------|--------|-------------------|
| 2013 | 71 | 65 | 72 | 74 | 282 | 51 | \$3,450.00 |
| 2014 | 75 | 67 | | | 142 | CUT | |
| Total | | | | | | | \$3,450.00 |

Curl, Jeff (72.17)

| Year | 1st | 2nd | 3rd | 4th | Total | Finish | Money |
|--------------|-----|-----|-----|-----|-------|--------|-------------------|
| 2010 | 72 | 73 | 73 | 74 | 292 | T38 | \$4,800.00 |
| 2014 | 73 | 68 | | | 141 | CUT | |
| Total | | | | | | | \$4,800.00 |

Curran, Jon (70.50)

| Year | 1st | 2nd | 3rd | 4th | Total | Finish | Money |
|------|-----|-----|-----|-----|-------|--------|-------|
| 2014 | 72 | 69 | | | 141 | CUT | |

Curtis, Ben (70.75)

| Year | 1st | 2nd | 3rd | 4th | Total | Finish | Money |
|------|-----|-----|-----|-----|-------|--------|------------|
| 2014 | 73 | 67 | 72 | 71 | 283 | T52 | \$2,726.67 |

Dahmen, Joel (73.00)

| Year | 1st | 2nd | 3rd | 4th | Total | Finish | Money |
|------|-----|-----|-----|-----|-------|--------|-------|
| 2015 | 76 | 70 | | | 146 | CUT | |

Daley, Jess (71.63)

| Year | 1st | 2nd | 3rd | 4th | Total | Finish | Money |
|--------------|-----|-----|-----|-----|-------|--------|--------------------|
| 2003 | 68 | 69 | 70 | 70 | 277 | 7 | \$20,937.50 |
| 2006 | 75 | 73 | 75 | 73 | 296 | T49 | 2,606.25 |
| Total | | | | | | | \$23,543.75 |

Daley, Joe (73.60)

| Year | 1st | 2nd | 3rd | 4th | Total | Finish | Money |
|--------------|-----|-----|-----|-----|-------|--------|--------------------|
| 1997 | 77 | 75 | 75 | 77 | 304 | T46 | \$990.00 |
| 2000 | 73 | 70 | 66 | 72 | 281 | T5 | 20,075.00 |
| 2001 | 73 | 84 | 75 | 72 | 304 | T43 | 2,760.00 |
| 2005 | 71 | 72 | 76 | 73 | 292 | T30 | 4,231.50 |
| 2008 | 74 | 72 | 72 | 73 | 291 | 58 | 3,100.00 |
| Total | | | | | | | \$31,156.50 |

Davidson, Matt (71.33)

| Year | 1st | 2nd | 3rd | 4th | Total | Finish | Money |
|--------------|-----|-----|-----|-----|-------|--------|--------------------|
| 2011 | 70 | 72 | 74 | 70 | 286 | T12 | \$19,600.00 |
| 2013 | 72 | 71 | | | 143 | CUT | |
| 2014 | 69 | 69 | 71 | 72 | 281 | T40 | 3,900.00 |
| 2015 | 72 | 74 | | | 146 | CUT | |
| Total | | | | | | | \$23,500.00 |

Davis, Brian (70.25)

| Year | 1st | 2nd | 3rd | 4th | Total | Finish | Money |
|------|-----|-----|-----|-----|-------|--------|------------|
| 2015 | 70 | 70 | 68 | 73 | 281 | T56 | \$2,630.00 |

Dawson, Marco (71.91)

| Year | 1st | 2nd | 3rd | 4th | Total | Finish | Money |
|--------------|-----|-----|-----|-----|-------|--------|--------------------|
| 1999 | 72 | 68 | 74 | 69 | 283 | 2 | \$45,400.00 |
| 2002 | 74 | 70 | 74 | | 218 | T37 | 3,450.00 |
| 2011 | 75 | 67 | 74 | 74 | 290 | T24 | 8,480.00 |
| Total | | | | | | | \$57,330.00 |

Day, Glen (72.13)

| Year | 1st | 2nd | 3rd | 4th | Total | Finish | Money |
|--------------|-----|-----|-----|-----|-------|--------|-------------------|
| 2006 | 72 | 73 | 78 | 75 | 298 | T53 | \$2,456.25 |
| 2013 | 70 | 70 | 68 | 71 | 279 | T32 | 5,600.00 |
| Total | | | | | | | \$8,056.25 |

de Jonge, Brendon (71.25)

| Year | 1st | 2nd | 3rd | 4th | Total | Finish | Money |
|--------------|-----|-----|-----|-----|-------|--------|--------------------|
| 2005 | 73 | 73 | 70 | 73 | 289 | T19 | \$7,878.00 |
| 2006 | 70 | 75 | 75 | 72 | 292 | T36 | 3,975.00 |
| 2008 | 69 | 69 | 67 | 69 | 274 | T11 | 21,200.00 |
| Total | | | | | | | \$33,053.00 |

DeCorso, Bryan (71.00)

| Year | 1st | 2nd | 3rd | 4th | Total | Finish | Money |
|------|-----|-----|-----|-----|-------|--------|------------|
| 2008 | 68 | 71 | 74 | 71 | 284 | T50 | \$3,475.00 |

Delsing, Jay (71.71)

| Year | 1st | 2nd | 3rd | 4th | Total | Finish | Money |
|--------------|-----|-----|-----|-----|-------|--------|--------------------|
| 2001 | 71 | 77 | 74 | 69 | 291 | T12 | \$12,660.00 |
| 2002 | 73 | 63 | 75 | | 211 | T10 | 15,000.00 |
| Total | | | | | | | \$27,660.00 |

Demsey, Todd (72.14)

| Year | 1st | 2nd | 3rd | 4th | Total | Finish | Money |
|--------------|-----|-----|-----|-----|-------|--------|--------------------|
| 1999 | 74 | 70 | 76 | 71 | 291 | T16 | \$5,253.33 |
| 2000 | 78 | 77 | | | 155 | W/D | |
| 2003 | 73 | 74 | 76 | 67 | 290 | T36 | 3,625.00 |
| 2007 | 72 | 68 | 65 | 69 | 274 | T29 | 5,425.00 |
| Total | | | | | | | \$14,303.33 |

Dennis, Clark (73.13)

| Year | 1st | 2nd | 3rd | 4th | Total | Finish | Money |
|--------------|-----|-----|-----|-----|-------|--------|-------------------|
| 1993 | 71 | 76 | 73 | 72 | 292 | 27 | \$1,600.00 |
| 1997 | 75 | 73 | 73 | 72 | 293 | T19 | 3,375.00 |
| Total | | | | | | | \$4,975.00 |

Dickerson, Bubba (73.19)

| Year | 1st | 2nd | 3rd | 4th | Total | Finish | Money |
|--------------|-----|-----|-----|-----|-------|--------|--------------------|
| 2005 | 72 | 72 | 69 | 73 | 286 | T7 | \$20,258.33 |
| 2008 | 72 | 72 | 71 | 72 | 287 | 53 | 3,350.00 |
| 2009 | 72 | 74 | 76 | 76 | 298 | T54 | 3,325.00 |
| 2011 | 74 | 73 | 76 | 77 | 300 | T56 | 3,175.00 |
| Total | | | | | | | \$30,108.33 |

DiMarco, Chris (72.20)

| Year | 1st | 2nd | 3rd | 4th | Total | Finish | Money |
|--------------|-----|-----|-----|-----|-------|--------|-------------------|
| 1993 | 72 | 71 | 72 | 70 | 285 | T7 | \$7,000.00 |
| 1997 | 74 | 72 | 73 | 75 | 294 | T23 | 2,925.00 |
| 2013 | 72 | 71 | | | 143 | CUT | |
| Total | | | | | | | \$9,925.00 |

Dodds, Trevor (73.75)

| Year | 1st | 2nd | 3rd | 4th | Total | Finish | Money |
|--------------|-----|-----|-----|-----|-------|--------|--------------------|
| 1997 | 73 | 70 | 71 | 73 | 287 | T5 | \$13,125.00 |
| 2001 | 73 | 81 | 76 | 73 | 303 | T39 | 3,120.00 |
| Total | | | | | | | \$16,245.00 |

Downes, Billy (75.75)

| Year | 1st | 2nd | 3rd | 4th | Total | Finish | Money |
|------|-----|-----|-----|-----|-------|--------|------------|
| 1997 | 78 | 74 | 76 | 75 | 303 | T44 | \$1,110.00 |

Doyle, Allen (70.75)

| Year | 1st | 2nd | 3rd | 4th | Total | Finish | Money |
|------|-----|-----|-----|-----|-------|--------|-------------|
| 1995 | 72 | 68 | 72 | 71 | 283 | 1 | \$45,000.00 |

Driscoll, James (71.10)

| Year | 1st | 2nd | 3rd | 4th | Total | Finish | Money |
|--------------|-----|-----|-----|-----|-------|--------|--------------------|
| 2004 | 72 | 69 | 74 | 74 | 289 | T37 | \$3,250.00 |
| 2007 | 64 | 71 | 67 | 67 | 269 | T8 | 21,700.00 |
| 2014 | 74 | 79 | | | 153 | CUT | |
| Total | | | | | | | \$24,950.00 |

Dufner, Jason (72.88)

| Year | 1st | 2nd | 3rd | 4th | Total | Finish | Money |
|--------------|-----|-----|-----|-----|-------|--------|--------------------|
| 2001 | 73 | 73 | 74 | 69 | 289 | T5 | \$21,900.00 |
| 2003 | 66 | 70 | 72 | 71 | 279 | T12 | 12,656.25 |
| 2005 | 74 | 81 | 78 | 80 | 313 | 59 | 2,015.00 |
| 2006 | 72 | 68 | 74 | 71 | 285 | T18 | 10,500.00 |
| Total | | | | | | | \$47,071.25 |

Duke, Ken (70.56)

| Year | 1st | 2nd | 3rd | 4th | Total | Finish | Money |
|--------------|-----|-----|-----|-----|-------|--------|---------------------|
| 2003 | 67 | 66 | 70 | 72 | 275 | 4 | \$30,000.00 |
| 2005 | 72 | 71 | 74 | 75 | 292 | T30 | 4,231.50 |
| 2006 | 70 | 71 | 76 | 67 | 284 | T14 | 13,125.00 |
| 2011 | 72 | 68 | 70 | 68 | 278 | 1 | 180,000.00 |
| Total | | | | | | | \$227,356.50 |

Dunakey, Doug (73.50)

| Year | 1st | 2nd | 3rd | 4th | Total | Finish | Money |
|------|-----|-----|-----|-----|-------|--------|------------|
| 1998 | 73 | 75 | 71 | 75 | 294 | T20 | \$3,850.00 |

Duncan, Tyler (69.50)

| Year | 1st | 2nd | 3rd | 4th | Total | Finish | Money |
|------|-----|-----|-----|-----|-------|--------|------------|
| 2015 | 71 | 67 | 74 | 66 | 278 | T43 | \$3,194.45 |

Individual Player Records

Dunlap, Scott (72.56)

| Year | 1st | 2nd | 3rd | 4th | Total | Finish | Money |
|--------------|-----|-----|-----|-----|-------|--------|--------------------|
| 1998 | 77 | 77 | 74 | 66 | 294 | T20 | \$3,850.00 |
| 2004 | 73 | 70 | 77 | 70 | 290 | T41 | 2,812.50 |
| 2006 | 78 | 67 | 74 | 74 | 293 | T40 | 3,375.00 |
| 2008 | 74 | 76 | 69 | 69 | 288 | T54 | 3,225.00 |
| 2013 | 73 | 68 | | | 141 | CUT | |
| Total | | | | | | | \$13,262.50 |

Durant, Joe (70.67)

| Year | 1st | 2nd | 3rd | 4th | Total | Finish | Money |
|--------------|-----|-----|-----|-----|-------|--------|--------------------|
| 1995 | 78 | 66 | 71 | 72 | 287 | T5 | \$12,500.00 |
| 1996 | 71 | 73 | 70 | 73 | 287 | T5 | 12,500.00 |
| 2013 | 66 | 67 | 68 | 73 | 274 | T8 | 23,333.33 |
| Total | | | | | | | \$48,333.33 |

Durkin, Kevin (74.50)

| Year | 1st | 2nd | 3rd | 4th | Total | Finish | Money |
|------|-----|-----|-----|-----|-------|--------|------------|
| 2005 | 67 | 77 | 77 | 77 | 298 | 50 | \$2,307.50 |

Duval, David (69.63)

| Year | 1st | 2nd | 3rd | 4th | Total | Finish | Money |
|--------------|-----|-----|-----|-----|-------|--------|--------------------|
| 1993 | 69 | 68 | 72 | 68 | 277 | 1 | \$36,000.00 |
| 1994 | 67 | 73 | 69 | 71 | 280 | T6 | 9,562.50 |
| Total | | | | | | | \$45,562.50 |

Eaks, R.W. (73.63)

| Year | 1st | 2nd | 3rd | 4th | Total | Finish | Money |
|--------------|-----|-----|-----|-----|-------|--------|--------------------|
| 1993 | 71 | 73 | 77 | 76 | 297 | T39 | \$940.00 |
| 1996 | 73 | 76 | 72 | 76 | 297 | T21 | 2,625.00 |
| 1997 | 76 | 76 | 71 | 74 | 297 | T30 | 1,872.00 |
| 2000 | 75 | 68 | 74 | 70 | 287 | T21 | 5,962.00 |
| Total | | | | | | | \$11,399.00 |

Eason, Greg (68.50)

| Year | 1st | 2nd | 3rd | 4th | Total | Finish | Money |
|------|-----|-----|-----|-----|-------|--------|-------------|
| 2015 | 67 | 67 | 70 | 70 | 274 | T18 | \$12,600.00 |

Edwards, Joel (71.75)

| Year | 1st | 2nd | 3rd | 4th | Total | Finish | Money |
|------|-----|-----|-----|-----|-------|--------|-------------|
| 1999 | 70 | 73 | 74 | 70 | 287 | T6 | \$17,000.00 |

Elder, Brad (70.70)

| Year | 1st | 2nd | 3rd | 4th | Total | Finish | Money |
|--------------|-----|-----|-----|-----|-------|--------|--------------------|
| 1999 | 73 | 70 | 73 | 74 | 290 | T13 | \$6,266.67 |
| 2007 | 73 | 65 | 65 | 72 | 275 | T34 | 4,650.00 |
| 2015 | 72 | 70 | | | 142 | CUT | |
| Total | | | | | | | \$10,916.67 |

Elliott, Bobby (73.25)

| Year | 1st | 2nd | 3rd | 4th | Total | Finish | Money |
|------|-----|-----|-----|-----|-------|--------|------------|
| 1996 | 69 | 77 | 73 | 74 | 293 | 15 | \$3,625.00 |

Elliott, John (75.07)

| Year | 1st | 2nd | 3rd | 4th | Total | Finish | Money |
|--------------|-----|-----|-----|-----|-------|--------|--------------------|
| 1994 | 79 | 79 | 71 | 76 | 305 | T48 | \$652.50 |
| 1995 | 76 | 79 | 80 | 70 | 305 | 48 | 750.00 |
| 1997 | 82 | 79 | 75 | 87 | 323 | 50 | 780.00 |
| 1998 | 76 | 77 | 77 | 76 | 306 | 45 | 1,260.00 |
| 2000 | 74 | 70 | | | 144 | DQ | |
| 2001 | 75 | 79 | 74 | 69 | 297 | T28 | 5,100.00 |
| 2003 | 73 | 73 | 73 | 70 | 289 | 35 | 3,937.50 |
| 2004 | 73 | 72 | 68 | 70 | 283 | T21 | 6,312.50 |
| Total | | | | | | | \$18,792.50 |

Ellis, Danny (74.38)

| Year | 1st | 2nd | 3rd | 4th | Total | Finish | Money |
|--------------|-----|-----|-----|-----|-------|--------|-------------------|
| 1996 | 70 | 82 | 70 | 76 | 298 | T24 | \$2,187.50 |
| 2005 | 71 | 77 | 73 | 76 | 297 | T48 | 2,372.50 |
| Total | | | | | | | \$4,560.00 |

Enloe, Jason (75.60)

| Year | 1st | 2nd | 3rd | 4th | Total | Finish | Money |
|--------------|-----|-----|-----|-----|-------|--------|-------------------|
| 2006 | 74 | | | | 74 | W/D | |
| 2009 | 76 | 73 | 80 | 75 | 304 | T56 | \$3,225.00 |
| Total | | | | | | | \$3,225.00 |

Ernst, Derek (69.50)

| Year | 1st | 2nd | 3rd | 4th | Total | Finish | Money |
|------|-----|-----|-----|-----|-------|--------|------------|
| 2015 | 69 | 70 | 67 | 72 | 278 | T43 | \$3,194.44 |

Estes, Jim (74.50)

| Year | 1st | 2nd | 3rd | 4th | Total | Finish | Money |
|------|-----|-----|-----|-----|-------|--------|------------|
| 1996 | 74 | 74 | 75 | 75 | 298 | T24 | \$2,187.50 |

Etulain, Julian (71.50)

| Year | 1st | 2nd | 3rd | 4th | Total | Finish | Money |
|------|-----|-----|-----|-----|-------|--------|-------|
| 2015 | 72 | 71 | | | 143 | CUT | |

Every, Matt (69.33)

| Year | 1st | 2nd | 3rd | 4th | Total | Finish | Money |
|--------------|-----|-----|-----|-----|-------|--------|---------------------|
| 2008 | 68 | 70 | 70 | 71 | 279 | T31 | \$6,200.00 |
| 2009 | 70 | 63 | 67 | 67 | 267 | 1 | 180,000.00 |
| 2011 | 71 | 68 | 72 | 75 | 286 | T12 | 19,600.00 |
| Total | | | | | | | \$205,800.00 |

Fabel, Brad (70.75)

| Year | 1st | 2nd | 3rd | 4th | Total | Finish | Money |
|--------------|-----|-----|-----|-----|-------|--------|--------------------|
| 1994 | 68 | 74 | 69 | 70 | 281 | 8 | \$7,875.00 |
| 1995 | 69 | 74 | 73 | 69 | 285 | 3 | 21,250.00 |
| Total | | | | | | | \$29,125.00 |

Fabyan, Barry (74.25)

| Year | 1st | 2nd | 3rd | 4th | Total | Finish | Money |
|------|-----|-----|-----|-----|-------|--------|----------|
| 1994 | 74 | 76 | 71 | 76 | 297 | T41 | \$967.50 |

Fast, Matt (70.25)

| Year | 1st | 2nd | 3rd | 4th | Total | Finish | Money |
|------|-----|-----|-----|-----|-------|--------|------------|
| 2015 | 70 | 69 | 71 | 71 | 281 | T56 | \$2,630.00 |

Fathauer, Derek (67.13)

| Year | 1st | 2nd | 3rd | 4th | Total | Finish | Money |
|--------------|-----|-----|-----|-----|-------|--------|---------------------|
| 2014 | 65 | 66 | 67 | 68 | 266 | 1 | \$180,000.00 |
| 2015 | 69 | 69 | 67 | 66 | 271 | 9 | 29,000.00 |
| Total | | | | | | | \$209,000.00 |

Fdez-Castano, Gonzalo (71.25)

| Year | 1st | 2nd | 3rd | 4th | Total | Finish | Money |
|------|-----|-----|-----|-----|-------|--------|------------|
| 2015 | 67 | 73 | 73 | 72 | 285 | 68 | \$2,440.00 |

Felton, Kim (72.00)

| Year | 1st | 2nd | 3rd | 4th | Total | Finish | Money |
|------|-----|-----|-----|-----|-------|--------|-------------|
| 2005 | 72 | 73 | 72 | 71 | 288 | T12 | \$11,978.57 |

Fergus, Keith (70.50)

| Year | 1st | 2nd | 3rd | 4th | Total | Finish | Money |
|------|-----|-----|-----|-----|-------|--------|------------|
| 1994 | 69 | 73 | 72 | 68 | 282 | T9 | \$5,625.00 |

Fernandez-Valdes, Jorge (71.00)

| Year | 1st | 2nd | 3rd | 4th | Total | Finish | Money |
|------|-----|-----|-----|-----|-------|--------|-------|
| 2015 | 73 | 69 | | | 142 | CUT | |

Finau, Tony (69.00)

| Year | 1st | 2nd | 3rd | 4th | Total | Finish | Money |
|------|-----|-----|-----|-----|-------|--------|-------------|
| 2014 | 68 | 72 | 70 | 66 | 276 | T14 | \$16,000.00 |

Fischer, Todd (73.29)

| Year | 1st | 2nd | 3rd | 4th | Total | Finish | Money |
|--------------|-----|-----|-----|-----|-------|--------|--------------------|
| 2001 | 79 | 74 | 73 | 72 | 298 | T30 | \$4,665.00 |
| 2002 | 72 | 74 | 69 | | 215 | T23 | 5,622.86 |
| Total | | | | | | | \$10,287.86 |

Fischer, Zack (70.50)

| Year | 1st | 2nd | 3rd | 4th | Total | Finish | Money |
|------|-----|-----|-----|-----|-------|--------|-------|
| 2015 | 70 | 71 | | | 141 | CUT | |

Flanagan, Nick (71.33)

| Year | 1st | 2nd | 3rd | 4th | Total | Finish | Money |
|--------------|-----|-----|-----|-----|-------|--------|--------------------|
| 2006 | 71 | 69 | 79 | 72 | 291 | T30 | \$4,725.00 |
| 2012 | 71 | 74 | 69 | 72 | 286 | T47 | 3,560.00 |
| 2013 | 69 | 68 | 71 | 71 | 279 | T32 | 5,600.00 |
| Total | | | | | | | \$13,885.00 |

Individual Player Records

Flesch, Steve (69.50)

| Year | 1st | 2nd | 3rd | 4th | Total | Finish | Money |
|------|-----|-----|-----|-----|-------|--------|-------------|
| 1997 | 69 | 68 | 68 | 73 | 278 | 1 | \$54,000.00 |

Flores, Martin (71.00)

| Year | 1st | 2nd | 3rd | 4th | Total | Finish | Money |
|--------------|-----|-----|-----|-----|-------|--------|--------------------|
| 2011 | 72 | 73 | 73 | 75 | 293 | T38 | \$4,800.00 |
| 2015 | 69 | 68 | 70 | 68 | 275 | T24 | 8,221.67 |
| Total | | | | | | | \$13,021.67 |

Foley, Kevin (70.50)

| Year | 1st | 2nd | 3rd | 4th | Total | Finish | Money |
|--------------|-----|-----|-----|-----|-------|--------|--------------------|
| 2012 | 68 | 73 | 71 | 65 | 277 | T13 | \$17,666.67 |
| 2013 | 74 | 72 | | | 146 | CUT | |
| Total | | | | | | | \$17,666.67 |

Foltz, Jerry (74.25)

| Year | 1st | 2nd | 3rd | 4th | Total | Finish | Money |
|------|-----|-----|-----|-----|-------|--------|------------|
| 1995 | 76 | 73 | 78 | 70 | 297 | T33 | \$1,450.00 |

Ford, Steve (75.00)

| Year | 1st | 2nd | 3rd | 4th | Total | Finish | Money |
|------|-----|-----|-----|-----|-------|--------|------------|
| 1999 | 73 | 76 | 79 | 72 | 300 | T40 | \$1,680.00 |

Fraustro, Oscar (69.80)

| Year | 1st | 2nd | 3rd | 4th | Total | Finish | Money |
|--------------|-----|-----|-----|-----|-------|--------|--------------------|
| 2013 | 71 | 68 | 72 | 73 | 284 | T54 | \$3,250.00 |
| 2014 | 69 | 72 | | | 141 | CUT | |
| 2015 | 64 | 71 | 69 | 69 | 273 | T12 | 19,000.00 |
| Total | | | | | | | \$22,250.00 |

Frazar, Harrison (73.67)

| Year | 1st | 2nd | 3rd | 4th | Total | Finish | Money |
|--------------|-----|-----|-----|-----|-------|--------|-------------------|
| 1997 | 78 | 74 | 71 | 74 | 297 | T30 | \$1,872.00 |
| 2014 | 69 | 76 | | | 145 | CUT | |
| Total | | | | | | | \$1,872.00 |

Freeman, Jeff (71.82)

| Year | 1st | 2nd | 3rd | 4th | Total | Finish | Money |
|--------------|-----|-----|-----|-----|-------|--------|--------------------|
| 2001 | 78 | 76 | 74 | 70 | 298 | T30 | \$4,665.00 |
| 2002 | 72 | 70 | 72 | | 214 | T19 | 7,485.00 |
| 2003 | 71 | 68 | 72 | 67 | 278 | T8 | 17,500.00 |
| Total | | | | | | | \$29,650.00 |

Freeman, Robin (73.00)

| Year | 1st | 2nd | 3rd | 4th | Total | Finish | Money |
|------|-----|-----|-----|-----|-------|--------|------------|
| 1998 | 75 | 74 | 72 | 71 | 292 | T14 | \$4,858.00 |

Friend, Bob (72.83)

| Year | 1st | 2nd | 3rd | 4th | Total | Finish | Money |
|--------------|-----|-----|-----|-----|-------|--------|-------------------|
| 1993 | 70 | 70 | 71 | 83 | 294 | T30 | \$1,320.00 |
| 1994 | 73 | 71 | 70 | 75 | 289 | T21 | 2,418.75 |
| 1997 | 72 | 72 | 72 | 75 | 291 | T14 | 4,380.00 |
| Total | | | | | | | \$8,118.75 |

Friesen, Steve (76.00)

| Year | 1st | 2nd | 3rd | 4th | Total | Finish | Money |
|------|-----|-----|-----|-----|-------|--------|------------|
| 2011 | 74 | 72 | 75 | 83 | 304 | 59 | \$3,050.00 |

Fritsch, Brad (69.50)

| Year | 1st | 2nd | 3rd | 4th | Total | Finish | Money |
|--------------|-----|-----|-----|-----|-------|--------|--------------------|
| 2012 | 65 | 71 | 71 | 69 | 276 | T9 | \$26,000.00 |
| 2013 | 70 | 68 | 68 | 66 | 272 | T2 | 66,000.00 |
| 2014 | 74 | 65 | 76 | 69 | 284 | T58 | 2,630.00 |
| 2015 | 73 | 68 | | | 141 | CUT | |
| Total | | | | | | | \$94,630.00 |

Fryatt, Edward (71.75)

| Year | 1st | 2nd | 3rd | 4th | Total | Finish | Money |
|------|-----|-----|-----|-----|-------|--------|-------------|
| 1999 | 70 | 69 | 77 | 71 | 287 | T6 | \$17,000.00 |

Furyk, Jim (71.50)

| Year | 1st | 2nd | 3rd | 4th | Total | Finish | Money |
|------|-----|-----|-----|-----|-------|--------|------------|
| 1993 | 77 | 70 | 70 | 69 | 286 | T10 | \$4,500.00 |

Gage, Bobby (71.25)

| Year | 1st | 2nd | 3rd | 4th | Total | Finish | Money |
|------|-----|-----|-----|-----|-------|--------|------------|
| 2003 | 70 | 69 | 73 | 73 | 285 | T23 | \$6,281.25 |

Gainey, Tommy (71.08)

| Year | 1st | 2nd | 3rd | 4th | Total | Finish | Money |
|--------------|-----|-----|-----|-----|-------|--------|--------------------|
| 2010 | 71 | 72 | 71 | 75 | 289 | T27 | \$7,400.00 |
| 2014 | 73 | 62 | 72 | 75 | 282 | T46 | 2,991.66 |
| 2015 | 67 | 69 | 70 | 76 | 282 | T62 | 2,540.00 |
| Total | | | | | | | \$12,931.66 |

Gallagher, Jeff (72.75)

| Year | 1st | 2nd | 3rd | 4th | Total | Finish | Money |
|--------------|-----|-----|-----|-----|-------|--------|--------------------|
| 1995 | 70 | 76 | 75 | 71 | 292 | T12 | \$3,850.00 |
| 1997 | 79 | 73 | 74 | 78 | 304 | T46 | 990.00 |
| 2000 | 72 | 75 | 71 | 65 | 283 | T9 | 14,850.00 |
| 2009 | 73 | 69 | 73 | 70 | 285 | T31 | 6,200.00 |
| Total | | | | | | | \$25,890.00 |

Gardiner, Scott (70.35)

| Year | 1st | 2nd | 3rd | 4th | Total | Finish | Money |
|--------------|-----|-----|-----|-----|-------|--------|---------------------|
| 2006 | 73 | 66 | 77 | 75 | 291 | T30 | \$4,725.00 |
| 2007 | 71 | 67 | 63 | 66 | 267 | T5 | 29,450.00 |
| 2009 | 70 | 75 | 70 | 74 | 289 | T46 | 3,750.00 |
| 2010 | 68 | 75 | 72 | 72 | 287 | T24 | 9,200.00 |
| 2012 | 67 | 70 | 73 | 70 | 280 | T25 | 8,400.00 |
| 2013 | 67 | 68 | 65 | 72 | 272 | T2 | 66,000.00 |
| 2014 | 70 | 73 | | | 143 | CUT | |
| Total | | | | | | | \$121,525.00 |

Gardner, Buddy (74.50)

| Year | 1st | 2nd | 3rd | 4th | Total | Finish | Money |
|------|-----|-----|-----|-----|-------|--------|----------|
| 1994 | 73 | 73 | 79 | 73 | 298 | T43 | \$832.50 |

Garner, Tom (73.75)

| Year | 1st | 2nd | 3rd | 4th | Total | Finish | Money |
|------|-----|-----|-----|-----|-------|--------|------------|
| 1993 | 74 | 73 | 75 | 73 | 295 | T32 | \$1,180.00 |

Garnett, Brice (70.00)

| Year | 1st | 2nd | 3rd | 4th | Total | Finish | Money |
|--------------|-----|-----|-----|-----|-------|--------|--------------------|
| 2012 | 69 | 72 | 66 | 71 | 278 | T19 | \$12,120.00 |
| 2013 | 72 | 69 | | | 141 | CUT | |
| 2015 | 71 | 65 | 75 | 70 | 281 | T56 | 2,630.00 |
| Total | | | | | | | \$14,750.00 |

Garrigus, Robert (68.25)

| Year | 1st | 2nd | 3rd | 4th | Total | Finish | Money |
|------|-----|-----|-----|-----|-------|--------|-------------|
| 2015 | 69 | 69 | 67 | 68 | 273 | T12 | \$19,000.00 |

Garwood, Doug (72.00)

| Year | 1st | 2nd | 3rd | 4th | Total | Finish | Money |
|------|-----|-----|-----|-----|-------|--------|------------|
| 2002 | 73 | 70 | 73 | | 216 | T30 | \$4,620.00 |

Gates, Bobby (71.33)

| Year | 1st | 2nd | 3rd | 4th | Total | Finish | Money |
|--------------|-----|-----|-----|-----|-------|--------|--------------------|
| 2010 | 71 | 73 | 69 | 72 | 285 | T16 | \$15,000.00 |
| 2013 | 72 | 71 | | | 143 | CUT | |
| Total | | | | | | | \$15,000.00 |

Geiberger, Brent (74.50)

| Year | 1st | 2nd | 3rd | 4th | Total | Finish | Money |
|--------------|-----|-----|-----|-----|-------|--------|-------------------|
| 1995 | 69 | 74 | 79 | 77 | 299 | T41 | \$1,025.00 |
| 1996 | 70 | 77 | 78 | 72 | 297 | T21 | 2,625.00 |
| Total | | | | | | | \$3,650.00 |

Gessino-Kraft, Kevin (74.00)

| Year | 1st | 2nd | 3rd | 4th | Total | Finish | Money |
|------|-----|-----|-----|-----|-------|--------|------------|
| 2005 | 76 | 74 | 74 | 72 | 296 | T43 | \$2,613.00 |

Gibson, Kelly (74.13)

| Year | 1st | 2nd | 3rd | 4th | Total | Finish | Money |
|--------------|-----|-----|-----|-----|-------|--------|-------------------|
| 1999 | 69 | 77 | 77 | 73 | 296 | T29 | \$2,720.00 |
| 2001 | 73 | 76 | 75 | 73 | 297 | T28 | 5,100.00 |
| Total | | | | | | | \$7,820.00 |

Gibson, Rhein (67.25)

| Year | 1st | 2nd | 3rd | 4th | Total | Finish | Money |
|------|-----|-----|-----|-----|-------|--------|-------------|
| 2015 | 63 | 76 | 65 | 65 | 269 | 4 | \$48,000.00 |

Gilbert III, Gibby (77.00)

| Year | 1st | 2nd | 3rd | 4th | Total | Finish | Money |
|------|-----|-----|-----|-----|-------|--------|------------|
| 1999 | 80 | 74 | 80 | 74 | 308 | 48 | \$1,200.00 |

Individual Player Records

Gilder, Bob (74.00)

| Year | 1st | 2nd | 3rd | 4th | Total | Finish | Money |
|------|-----|-----|-----|-----|-------|--------|------------|
| 1997 | 74 | 78 | 71 | 73 | 296 | T26 | \$2,347.50 |

Gillis, Tom (69.89)

| Year | 1st | 2nd | 3rd | 4th | Total | Finish | Money |
|--------------|-----|-----|-----|-----|-------|--------|--------------------|
| 2009 | 75 | 66 | 70 | 66 | 277 | T7 | \$29,100.00 |
| 2014 | 67 | 67 | 70 | 73 | 277 | T21 | 10,800.00 |
| 2015 | 75 | | | | 75 | W/D | |
| Total | | | | | | | \$39,900.00 |

Ginn, Chad (72.00)

| Year | 1st | 2nd | 3rd | 4th | Total | Finish | Money |
|--------------|-----|-----|-----|-----|-------|--------|-------------------|
| 1994 | 71 | 77 | 71 | 76 | 295 | T38 | \$1,080.00 |
| 2008 | 71 | 72 | 68 | 70 | 281 | T37 | 5,000.00 |
| Total | | | | | | | \$6,080.00 |

Gleaton, Todd (73.25)

| Year | 1st | 2nd | 3rd | 4th | Total | Finish | Money |
|------|-----|-----|-----|-----|-------|--------|------------|
| 1997 | 74 | 72 | 73 | 74 | 293 | T19 | \$3,375.00 |

Glover, Lucas (71.88)

| Year | 1st | 2nd | 3rd | 4th | Total | Finish | Money |
|--------------|-----|-----|-----|-----|-------|--------|--------------------|
| 2003 | 73 | 76 | 77 | 76 | 302 | T53 | \$2,078.12 |
| 2015 | 64 | 67 | 69 | 73 | 273 | T12 | 19,000.00 |
| Total | | | | | | | \$21,078.12 |

Gogel, Matt (75.25)

| Year | 1st | 2nd | 3rd | 4th | Total | Finish | Money |
|--------------|-----|-----|-----|-----|-------|--------|-------------------|
| 1996 | 70 | 78 | 75 | 79 | 302 | T36 | \$1,250.00 |
| 1997 | 72 | 73 | 77 | 76 | 298 | T35 | 1,620.00 |
| 1998 | 78 | 73 | 83 | 71 | 305 | T42 | 1,400.00 |
| 1999 | 73 | 73 | 74 | 79 | 299 | T37 | 2,000.00 |
| Total | | | | | | | \$6,270.00 |

Goggin, Mathew (71.42)

| Year | 1st | 2nd | 3rd | 4th | Total | Finish | Money |
|--------------|-----|-----|-----|-----|-------|--------|--------------------|
| 1999 | 73 | 76 | 73 | 72 | 294 | T23 | \$3,800.00 |
| 2004 | 73 | 67 | 68 | 70 | 278 | T5 | 21,187.50 |
| 2005 | 71 | 70 | 73 | 69 | 283 | 6 | 23,400.00 |
| 2011 | 70 | 69 | 75 | 74 | 288 | T18 | 13,040.00 |
| 2013 | 69 | 73 | | | 142 | CUT | |
| 2014 | 72 | 66 | 75 | 73 | 286 | T61 | 2,570.00 |
| 2015 | 72 | 71 | | | 143 | CUT | |
| Total | | | | | | | \$63,997.50 |

Goldberg, Aaron (71.88)

| Year | 1st | 2nd | 3rd | 4th | Total | Finish | Money |
|--------------|-----|-----|-----|-----|-------|--------|--------------------|
| 2011 | 72 | 73 | 73 | 73 | 291 | T29 | \$6,533.34 |
| 2012 | 70 | 73 | 70 | 71 | 284 | T39 | 4,800.00 |
| Total | | | | | | | \$11,333.34 |

Gomez, Fabian (70.50)

| Year | 1st | 2nd | 3rd | 4th | Total | Finish | Money |
|--------------|-----|-----|-----|-----|-------|--------|--------------------|
| 2007 | 66 | 69 | 70 | 68 | 273 | T21 | \$7,410.94 |
| 2009 | 70 | 65 | 72 | 70 | 277 | T7 | 29,100.00 |
| 2010 | 72 | 73 | 71 | 77 | 293 | T43 | 4,033.33 |
| 2012 | 69 | 77 | 69 | 68 | 283 | T35 | 5,500.00 |
| 2013 | 69 | 71 | 71 | 68 | 279 | T32 | 5,600.00 |
| 2014 | 72 | 74 | | | 146 | CUT | |
| Total | | | | | | | \$51,644.27 |

Gonzales, Andres (70.75)

| Year | 1st | 2nd | 3rd | 4th | Total | Finish | Money |
|--------------|-----|-----|-----|-----|-------|--------|--------------------|
| 2012 | 75 | 73 | 72 | 72 | 292 | 58 | \$3,100.00 |
| 2013 | 70 | 68 | 67 | 69 | 274 | T8 | 23,333.33 |
| 2014 | 66 | 70 | 73 | 74 | 283 | T52 | 2,726.66 |
| Total | | | | | | | \$29,159.99 |

Gore, Jason (71.53)

| Year | 1st | 2nd | 3rd | 4th | Total | Finish | Money |
|--------------|-----|-----|-----|-----|-------|--------|--------------------|
| 2000 | 75 | 73 | 74 | 70 | 292 | T35 | \$3,318.34 |
| 2002 | 67 | 73 | 74 | | 214 | T19 | 7,485.00 |
| 2010 | 69 | 72 | 73 | 71 | 285 | T16 | 15,000.00 |
| 2013 | 68 | 70 | 69 | 73 | 280 | T41 | 4,220.00 |
| 2014 | 69 | 65 | 66 | 69 | 269 | 3 | 68,000.00 |
| Total | | | | | | | \$98,023.34 |

Gortana, Marco (73.63)

| Year | 1st | 2nd | 3rd | 4th | Total | Finish | Money |
|--------------|-----|-----|-----|-----|-------|--------|-------------------|
| 1998 | 73 | 81 | 71 | 73 | 298 | T29 | \$2,327.50 |
| 1999 | 69 | 72 | 80 | 70 | 291 | T16 | 5,253.34 |
| Total | | | | | | | \$7,580.84 |

Goss, Oliver (73.00)

| Year | 1st | 2nd | 3rd | 4th | Total | Finish | Money |
|------|-----|-----|-----|-----|-------|--------|-------|
| 2015 | 71 | 75 | | | 146 | CUT | |

Gotsche, Steve (74.25)

| Year | 1st | 2nd | 3rd | 4th | Total | Finish | Money |
|------|-----|-----|-----|-----|-------|--------|------------|
| 1999 | 72 | 76 | 76 | 73 | 297 | T32 | \$2,400.00 |

Gove, Jeff (72.72)

| Year | 1st | 2nd | 3rd | 4th | Total | Finish | Money |
|--------------|-----|-----|-----|-----|-------|--------|---------------------|
| 1995 | 73 | 73 | 74 | 72 | 292 | T12 | \$3,850.00 |
| 1996 | 69 | 76 | 76 | 70 | 291 | T12 | 4,250.00 |
| 1998 | 75 | 71 | 71 | 69 | 286 | 2 | 39,725.00 |
| 1999 | 68 | 68 | 76 | 73 | 285 | T3 | 30,000.00 |
| 2001 | 77 | 78 | 77 | 82 | 314 | 52 | 2,250.00 |
| 2004 | 72 | 67 | 71 | 71 | 281 | T15 | 10,625.00 |
| 2005 | 74 | 73 | 74 | 75 | 296 | T43 | 2,613.00 |
| 2009 | 74 | 73 | 70 | 72 | 289 | T46 | 3,750.00 |
| 2011 | 71 | 72 | 69 | 72 | 284 | T5 | 36,500.00 |
| Total | | | | | | | \$133,563.00 |

Gow, Paul (72.63)

| Year | 1st | 2nd | 3rd | 4th | Total | Finish | Money |
|--------------|-----|-----|-----|-----|-------|--------|--------------------|
| 1997 | 75 | 73 | 73 | 74 | 295 | 25 | \$2,700.00 |
| 2000 | 75 | 71 | 72 | 68 | 286 | T17 | 7,975.00 |
| 2004 | 74 | 67 | 74 | 79 | 294 | T48 | 2,281.25 |
| 2006 | 75 | 71 | 69 | 72 | 287 | T22 | 7,500.00 |
| Total | | | | | | | \$20,456.25 |

Goydos, Paul (68.75)

| Year | 1st | 2nd | 3rd | 4th | Total | Finish | Money |
|------|-----|-----|-----|-----|-------|--------|-------------|
| 2013 | 72 | 68 | 68 | 67 | 275 | T17 | \$14,000.00 |

Green, Jimmy (72.25)

| Year | 1st | 2nd | 3rd | 4th | Total | Finish | Money |
|--------------|-----|-----|-----|-----|-------|--------|--------------------|
| 1996 | 72 | 76 | 73 | 70 | 291 | T12 | \$4,250.00 |
| 1998 | 69 | 73 | 72 | 73 | 287 | 3 | 29,750.00 |
| Total | | | | | | | \$34,000.00 |

Green, Ken (71.67)

| Year | 1st | 2nd | 3rd | 4th | Total | Finish | Money |
|------|-----|-----|-----|-----|-------|--------|------------|
| 2002 | 73 | 67 | 75 | | 215 | T23 | \$5,622.85 |

Green, Nathan (70.83)

| Year | 1st | 2nd | 3rd | 4th | Total | Finish | Money |
|--------------|-----|-----|-----|-----|-------|--------|--------------------|
| 2004 | 68 | 69 | 69 | 72 | 278 | T5 | \$21,187.50 |
| 2005 | 70 | 75 | 75 | 73 | 293 | T35 | 3,575.00 |
| 2013 | 73 | 66 | 68 | 72 | 279 | T32 | 5,600.00 |
| Total | | | | | | | \$30,362.50 |

Gribble, Cody (70.50)

| Year | 1st | 2nd | 3rd | 4th | Total | Finish | Money |
|------|-----|-----|-----|-----|-------|--------|-------|
| 2015 | 74 | 67 | | | 141 | CUT | |

Grillo, Emiliano (66.50)

| Year | 1st | 2nd | 3rd | 4th | Total | Finish | Money |
|------|-----|-----|-----|-----|-------|--------|--------------|
| 2015 | 66 | 64 | 67 | 69 | 266 | 1 | \$180,000.00 |

Grob, Mike (73.25)

| Year | 1st | 2nd | 3rd | 4th | Total | Finish | Money |
|--------------|-----|-----|-----|-----|-------|--------|--------------------|
| 1999 | 74 | 72 | 79 | 76 | 301 | T45 | \$1,400.00 |
| 2000 | 72 | 72 | 69 | 72 | 285 | T13 | 10,312.50 |
| Total | | | | | | | \$11,712.50 |

Gronberg, Mathias (70.75)

| Year | 1st | 2nd | 3rd | 4th | Total | Finish | Money |
|------|-----|-----|-----|-----|-------|--------|------------|
| 2009 | 69 | 69 | 70 | 75 | 283 | T23 | \$9,350.00 |

Individual Player Records

Grunewald, Kelly (68.75)

| Year | 1st | 2nd | 3rd | 4th | Total | Finish | Money |
|--------------|-----|-----|-----|-----|-------|--------|--------------------|
| 2000 | 72 | 67 | 71 | 71 | 281 | T5 | \$20,075.00 |
| 2007 | 67 | 65 | 67 | 70 | 269 | T8 | 21,700.00 |
| Total | | | | | | | \$41,775.00 |

Gump, Scott (71.67)

| Year | 1st | 2nd | 3rd | 4th | Total | Finish | Money |
|--------------|-----|-----|-----|-----|-------|--------|--------------------|
| 1994 | 70 | 72 | 76 | 68 | 286 | T16 | \$2,955.00 |
| 2003 | 69 | 74 | 74 | 74 | 291 | T39 | 3,312.50 |
| 2004 | 71 | 71 | 70 | 71 | 283 | T21 | 6,312.50 |
| Total | | | | | | | \$12,580.00 |

Guthrie, Luke (68.50)

| Year | 1st | 2nd | 3rd | 4th | Total | Finish | Money |
|--------------|-----|-----|-----|-----|-------|--------|--------------------|
| 2012 | 66 | 72 | 67 | 71 | 276 | T9 | \$26,000.00 |
| 2015 | 71 | 67 | 65 | 69 | 272 | T10 | 26,000.00 |
| Total | | | | | | | \$52,000.00 |

Gutschewski, Scott (70.30)

| Year | 1st | 2nd | 3rd | 4th | Total | Finish | Money |
|--------------|-----|-----|-----|-----|-------|--------|--------------------|
| 2003 | 70 | 69 | 73 | 68 | 280 | 16 | \$10,625.00 |
| 2004 | 67 | 69 | 74 | 76 | 286 | T28 | 4,572.91 |
| 2008 | 70 | 67 | 67 | 69 | 273 | T9 | 28,000.00 |
| 2010 | 69 | 75 | 70 | 71 | 285 | T16 | 15,000.00 |
| 2012 | 71 | 70 | 69 | 72 | 282 | T31 | 6,300.00 |
| Total | | | | | | | \$64,497.91 |

Haas, Bill (72.50)

| Year | 1st | 2nd | 3rd | 4th | Total | Finish | Money |
|------|-----|-----|-----|-----|-------|--------|------------|
| 2005 | 70 | 71 | 74 | 75 | 290 | T24 | \$5,703.75 |

Haas, Hunter (71.76)

| Year | 1st | 2nd | 3rd | 4th | Total | Finish | Money |
|--------------|-----|-----|-----|-----|-------|--------|--------------------|
| 2002 | 78 | | | | 78 | DQ | |
| 2003 | 73 | 74 | 68 | 73 | 288 | T32 | \$4,312.50 |
| 2004 | 76 | 74 | 72 | 80 | 302 | T55 | 2,046.87 |
| 2006 | 77 | 68 | 72 | 77 | 294 | T44 | 2,962.50 |
| 2007 | 71 | 68 | 66 | 73 | 278 | T44 | 3,083.39 |
| 2008 | 68 | 66 | 70 | 72 | 276 | T21 | 10,800.00 |
| 2010 | 67 | 73 | 71 | 70 | 281 | T5 | 38,000.00 |
| 2013 | 72 | 70 | | | 142 | CUT | |
| 2014 | 70 | 72 | | | 142 | CUT | |
| Total | | | | | | | \$61,205.26 |

Haas, Jerry (71.88)

| Year | 1st | 2nd | 3rd | 4th | Total | Finish | Money |
|--------------|-----|-----|-----|-----|-------|--------|-------------------|
| 1993 | 68 | 72 | 74 | 76 | 290 | T20 | \$2,150.00 |
| 1994 | 74 | 71 | 67 | 73 | 285 | T14 | 3,375.00 |
| Total | | | | | | | \$5,525.00 |

Hadley, Chesson (67.50)

| Year | 1st | 2nd | 3rd | 4th | Total | Finish | Money |
|------|-----|-----|-----|-----|-------|--------|--------------|
| 2013 | 65 | 66 | 70 | 69 | 270 | 1 | \$180,000.00 |

Hadwin, Adam (68.80)

| Year | 1st | 2nd | 3rd | 4th | Total | Finish | Money |
|--------------|-----|-----|-----|-----|-------|--------|--------------------|
| 2012 | 69 | 69 | 68 | 65 | 271 | T3 | \$58,000.00 |
| 2013 | 71 | 72 | | | 143 | CUT | |
| 2014 | 66 | 69 | 67 | 72 | 274 | T7 | 30,125.00 |
| Total | | | | | | | \$88,125.00 |

Hahn, James (69.29)

| Year | 1st | 2nd | 3rd | 4th | Total | Finish | Money |
|--------------|-----|-----|-----|-----|-------|--------|---------------------|
| 2010 | 66 | 74 | 67 | 77 | 284 | T11 | \$21,200.00 |
| 2012 | 70 | 67 | 64 | 69 | 270 | 2 | 108,000.00 |
| Total | | | | | | | \$129,200.00 |

Haley II, Paul (71.25)

| Year | 1st | 2nd | 3rd | 4th | Total | Finish | Money |
|------|-----|-----|-----|-----|-------|--------|------------|
| 2012 | 73 | 70 | 71 | 71 | 285 | T42 | \$4,060.00 |

Hall, Ashley (70.50)

| Year | 1st | 2nd | 3rd | 4th | Total | Finish | Money |
|--------------|-----|-----|-----|-----|-------|--------|-------------------|
| 2013 | 63 | 76 | 70 | 71 | 280 | T41 | \$4,220.00 |
| 2014 | 75 | 68 | | | 143 | CUT | |
| Total | | | | | | | \$4,220.00 |

Hallberg, Gary (75.00)

| Year | 1st | 2nd | 3rd | 4th | Total | Finish | Money |
|------|-----|-----|-----|-----|-------|--------|-------|
| 2002 | 75 | | | | 75 | DQ | |

Hammond, Donnie (71.50)

| Year | 1st | 2nd | 3rd | 4th | Total | Finish | Money |
|------|-----|-----|-----|-----|-------|--------|------------|
| 2000 | 69 | 68 | 71 | 78 | 286 | T17 | \$7,975.00 |

Hampshire, Travis (75.50)

| Year | 1st | 2nd | 3rd | 4th | Total | Finish | Money |
|------|-----|-----|-----|-----|-------|--------|------------|
| 2011 | 72 | 72 | 77 | 81 | 302 | 58 | \$3,100.00 |

Harrington, Scott (75.75)

| Year | 1st | 2nd | 3rd | 4th | Total | Finish | Money |
|------|-----|-----|-----|-----|-------|--------|-------|
| 2013 | 73 | 81 | | | 154 | CUT | |
| 2015 | 71 | 78 | | | 149 | CUT | |

Hart, Jeff (73.71)

| Year | 1st | 2nd | 3rd | 4th | Total | Finish | Money |
|--------------|-----|-----|-----|-----|-------|--------|-------------------|
| 2000 | 77 | 66 | 72 | 73 | 288 | T26 | \$5,060.00 |
| 2002 | 76 | 73 | 79 | | 228 | T51 | 2,235.00 |
| Total | | | | | | | \$7,295.00 |

Haskins, Steve (74.57)

| Year | 1st | 2nd | 3rd | 4th | Total | Finish | Money |
|--------------|-----|-----|-----|-----|-------|--------|--------------------|
| 1993 | 77 | 77 | 76 | 76 | 306 | T47 | \$620.00 |
| 1999 | 76 | 78 | 74 | 72 | 300 | T40 | 1,680.00 |
| 2000 | 71 | 73 | 73 | 71 | 288 | T26 | 5,060.00 |
| 2001 | 74 | 76 | 75 | 75 | 300 | T34 | 3,850.00 |
| 2002 | 73 | 69 | 81 | | 223 | T45 | 2,430.00 |
| 2003 | 76 | 73 | | | 149 | W/D | |
| Total | | | | | | | \$13,640.00 |

Hayes, J.P. (73.00)

| Year | 1st | 2nd | 3rd | 4th | Total | Finish | Money |
|--------------|-----|-----|-----|-----|-------|--------|-------------------|
| 1993 | 72 | 70 | 72 | 75 | 289 | T16 | \$2,570.00 |
| 1994 | 70 | 72 | 69 | 71 | 282 | T9 | 5,625.00 |
| 1996 | 73 | 73 | 80 | 79 | 305 | 44 | 950.00 |
| Total | | | | | | | \$9,145.00 |

Hearn, David (69.69)

| Year | 1st | 2nd | 3rd | 4th | Total | Finish | Money |
|--------------|-----|-----|-----|-----|-------|--------|--------------------|
| 2004 | 75 | 64 | 71 | 70 | 280 | T13 | \$12,500.00 |
| 2006 | 71 | 72 | 77 | 67 | 287 | T22 | 7,500.00 |
| 2007 | 70 | 66 | 67 | 65 | 268 | 7 | 25,962.50 |
| 2010 | 69 | 69 | 71 | 71 | 280 | 4 | 48,000.00 |
| Total | | | | | | | \$93,962.50 |

Heinen, Mike (72.73)

| Year | 1st | 2nd | 3rd | 4th | Total | Finish | Money |
|--------------|-----|-----|-----|-----|-------|--------|--------------------|
| 1993 | 73 | 69 | 68 | 72 | 282 | 5 | \$11,000.00 |
| 2001 | 72 | 80 | 82 | 76 | 310 | T49 | 2,325.00 |
| 2002 | 67 | 70 | 71 | | 208 | T2 | 44,800.00 |
| Total | | | | | | | \$58,125.00 |

Heintz, Bob (72.58)

| Year | 1st | 2nd | 3rd | 4th | Total | Finish | Money |
|--------------|-----|-----|-----|-----|-------|--------|--------------------|
| 1999 | 68 | 68 | 75 | 72 | 283 | 1 | \$72,000.00 |
| 2003 | 77 | 73 | 71 | 74 | 295 | T45 | 2,520.84 |
| 2006 | 71 | 69 | 76 | 77 | 293 | T40 | 3,375.00 |
| Total | | | | | | | \$77,895.84 |

Hend, Scott (73.00)

| Year | 1st | 2nd | 3rd | 4th | Total | Finish | Money |
|------|-----|-----|-----|-----|-------|--------|-------|
| 2014 | 78 | 68 | | | 146 | CUT | |

Hendrix, Matt (76.25)

| Year | 1st | 2nd | 3rd | 4th | Total | Finish | Money |
|------|-----|-----|-----|-----|-------|--------|------------|
| 2011 | 71 | 71 | 80 | 83 | 305 | 60 | \$3,000.00 |

Henley, Russell (68.25)

| Year | 1st | 2nd | 3rd | 4th | Total | Finish | Money |
|------|-----|-----|-----|-----|-------|--------|-------------|
| 2012 | 70 | 67 | 68 | 68 | 273 | T6 | \$34,750.00 |

Henninger, Brian (74.75)

| Year | 1st | 2nd | 3rd | 4th | Total | Finish | Money |
|------|-----|-----|-----|-----|-------|--------|------------|
| 2005 | 71 | 74 | 76 | 78 | 299 | T51 | \$2,258.75 |

Individual Player Records

Henry, J.J. (72.42)

| Year | 1st | 2nd | 3rd | 4th | Total | Finish | Money |
|--------------|-----|-----|-----|-----|-------|--------|-------------------|
| 1999 | 75 | 70 | 73 | 76 | 294 | T23 | \$3,800.00 |
| 2000 | 75 | 70 | 71 | 76 | 292 | T35 | 3,318.33 |
| 2014 | 70 | 67 | 72 | 74 | 283 | T52 | 2,726.66 |
| Total | | | | | | | \$9,844.99 |

Hensby, Mark (72.87)

| Year | 1st | 2nd | 3rd | 4th | Total | Finish | Money |
|--------------|-----|-----|-----|-----|-------|--------|--------------------|
| 1998 | 75 | 77 | 71 | 78 | 301 | T37 | \$1,785.00 |
| 2000 | 77 | 71 | 67 | 79 | 294 | T39 | 2,860.00 |
| 2002 | 74 | 73 | 73 | | 220 | T40 | 3,060.00 |
| 2003 | 73 | 69 | 67 | 69 | 278 | T8 | 17,500.00 |
| Total | | | | | | | \$25,205.00 |

Herman, Jim (70.38)

| Year | 1st | 2nd | 3rd | 4th | Total | Finish | Money |
|--------------|-----|-----|-----|-----|-------|--------|--------------------|
| 2010 | 72 | 72 | 67 | 71 | 282 | T7 | \$31,166.67 |
| 2012 | 69 | 74 | 73 | 69 | 285 | T42 | 4,060.00 |
| 2013 | 69 | 71 | 71 | 76 | 287 | 64 | 2,800.00 |
| 2014 | 70 | 67 | 65 | 70 | 272 | T4 | 44,000.00 |
| Total | | | | | | | \$82,026.67 |

Herron, Tim (71.80)

| Year | 1st | 2nd | 3rd | 4th | Total | Finish | Money |
|--------------|-----|-----|-----|-----|-------|--------|-------------------|
| 1995 | 75 | 72 | 74 | 70 | 291 | 11 | \$5,000.00 |
| 2014 | 73 | 75 | | | 148 | CUT | |
| 2015 | 71 | 67 | 71 | 70 | 279 | T52 | 2,770.00 |
| Total | | | | | | | \$7,770.00 |

Hicks, Justin (70.44)

| Year | 1st | 2nd | 3rd | 4th | Total | Finish | Money |
|--------------|-----|-----|-----|-----|-------|--------|--------------------|
| 2008 | 74 | 69 | 69 | 69 | 281 | T37 | \$5,000.00 |
| 2009 | 71 | 71 | 68 | 73 | 283 | T23 | 9,350.00 |
| 2010 | 69 | 73 | 71 | 76 | 289 | T27 | 7,400.00 |
| 2012 | 65 | 69 | 67 | 71 | 272 | 5 | 40,000.00 |
| 2015 | 73 | 70 | | | 143 | CUT | |
| Total | | | | | | | \$61,750.00 |

Hietala, Ryan (71.13)

| Year | 1st | 2nd | 3rd | 4th | Total | Finish | Money |
|--------------|-----|-----|-----|-----|-------|--------|--------------------|
| 2005 | 72 | 75 | 69 | 72 | 288 | T12 | \$11,978.57 |
| 2008 | 69 | 71 | 68 | 73 | 281 | T37 | 5,000.00 |
| Total | | | | | | | \$16,978.57 |

Hill, Jason (76.00)

| Year | 1st | 2nd | 3rd | 4th | Total | Finish | Money |
|------|-----|-----|-----|-----|-------|--------|------------|
| 2001 | 75 | 74 | 78 | 77 | 304 | T43 | \$2,760.00 |

Hnatiuk, Glen (72.50)

| Year | 1st | 2nd | 3rd | 4th | Total | Finish | Money |
|--------------|-----|-----|-----|-----|-------|--------|--------------------|
| 1995 | 72 | 70 | 76 | 76 | 294 | T21 | \$2,625.00 |
| 1996 | 71 | 73 | 67 | 75 | 286 | T3 | 18,750.00 |
| 1997 | 70 | 73 | 69 | 76 | 288 | 9 | 9,000.00 |
| 1999 | 73 | 76 | 73 | 70 | 292 | T19 | 4,600.00 |
| Total | | | | | | | \$34,975.00 |

Hobby, Jay (76.50)

| Year | 1st | 2nd | 3rd | 4th | Total | Finish | Money |
|------|-----|-----|-----|-----|-------|--------|------------|
| 2000 | 76 | 70 | 77 | 83 | 306 | 51 | \$1,925.00 |

Hoffman, Charley (71.13)

| Year | 1st | 2nd | 3rd | 4th | Total | Finish | Money |
|--------------|-----|-----|-----|-----|-------|--------|--------------------|
| 2004 | 70 | 68 | 73 | 72 | 283 | T21 | \$6,312.50 |
| 2005 | 73 | 74 | 69 | 70 | 286 | T7 | 20,258.34 |
| Total | | | | | | | \$26,570.84 |

Hoffmann, Morgan (67.75)

| Year | 1st | 2nd | 3rd | 4th | Total | Finish | Money |
|------|-----|-----|-----|-----|-------|--------|-------------|
| 2012 | 68 | 72 | 67 | 64 | 271 | T3 | \$58,000.00 |

Hoge, Tom (69.75)

| Year | 1st | 2nd | 3rd | 4th | Total | Finish | Money |
|--------------|-----|-----|-----|-----|-------|--------|--------------------|
| 2013 | 68 | 71 | 69 | 67 | 275 | T17 | \$14,000.00 |
| 2014 | 69 | 71 | 73 | 70 | 283 | T52 | 2,726.67 |
| Total | | | | | | | \$16,726.67 |

Homa, Max (70.40)

| Year | 1st | 2nd | 3rd | 4th | Total | Finish | Money |
|--------------|-----|-----|-----|-----|-------|--------|-------------------|
| 2014 | 74 | 66 | 69 | 69 | 278 | T25 | \$7,771.67 |
| 2015 | 74 | | | | 74 | W/D | |
| Total | | | | | | | \$7,771.67 |

Horgan III, P.H. (73.50)

| Year | 1st | 2nd | 3rd | 4th | Total | Finish | Money |
|--------------|-----|-----|-----|-----|-------|--------|-------------------|
| 1995 | 72 | 73 | 78 | 75 | 298 | T36 | \$1,250.00 |
| 1996 | 71 | 72 | 73 | 74 | 290 | T10 | 5,625.00 |
| Total | | | | | | | \$6,875.00 |

Hough, Jon (73.50)

| Year | 1st | 2nd | 3rd | 4th | Total | Finish | Money |
|------|-----|-----|-----|-----|-------|--------|------------|
| 1995 | 77 | 73 | 74 | 70 | 294 | T21 | \$2,625.00 |

Howison, Ryan (72.50)

| Year | 1st | 2nd | 3rd | 4th | Total | Finish | Money |
|--------------|-----|-----|-----|-----|-------|--------|--------------------|
| 1998 | 71 | 77 | 72 | 71 | 291 | T9 | \$7,735.00 |
| 1999 | 72 | 70 | 69 | 78 | 289 | T10 | 8,466.66 |
| Total | | | | | | | \$16,201.66 |

Hubbard, Mark (71.13)

| Year | 1st | 2nd | 3rd | 4th | Total | Finish | Money |
|--------------|-----|-----|-----|-----|-------|--------|-------------------|
| 2014 | 71 | 66 | 68 | 74 | 279 | T31 | \$5,975.00 |
| 2015 | 68 | 72 | 75 | 75 | 290 | 70 | 2,400.00 |
| Total | | | | | | | \$8,375.00 |

Hughes, Bradley (72.75)

| Year | 1st | 2nd | 3rd | 4th | Total | Finish | Money |
|--------------|-----|-----|-----|-----|-------|--------|-------------------|
| 2004 | 72 | 72 | 70 | 72 | 286 | T28 | \$4,572.92 |
| 2006 | 76 | 73 | 76 | 71 | 296 | T49 | 2,606.25 |
| Total | | | | | | | \$7,179.17 |

Hurley III, Billy (70.00)

| Year | 1st | 2nd | 3rd | 4th | Total | Finish | Money |
|--------------|-----|-----|-----|-----|-------|--------|--------------------|
| 2011 | 72 | 71 | 72 | 73 | 288 | T18 | \$13,040.00 |
| 2013 | 66 | 70 | 70 | 68 | 274 | T8 | 23,333.34 |
| 2015 | 71 | 69 | 69 | 69 | 278 | T43 | 3,194.45 |
| Total | | | | | | | \$39,567.79 |

Iles, Bradley (72.63)

| Year | 1st | 2nd | 3rd | 4th | Total | Finish | Money |
|--------------|-----|-----|-----|-----|-------|--------|-------------------|
| 2009 | 70 | 70 | 74 | 72 | 286 | T37 | \$5,400.00 |
| 2010 | 72 | 75 | 74 | 74 | 295 | T49 | 3,500.00 |
| Total | | | | | | | \$8,900.00 |

Imada, Ryuji (73.56)

| Year | 1st | 2nd | 3rd | 4th | Total | Finish | Money |
|--------------|-----|-----|-----|-----|-------|--------|--------------------|
| 2000 | 78 | 71 | 73 | 74 | 296 | T44 | \$2,200.00 |
| 2001 | 78 | 78 | 82 | 75 | 313 | 51 | 2,280.00 |
| 2003 | 70 | 76 | 75 | 72 | 293 | T42 | 2,937.50 |
| 2004 | 69 | 67 | 70 | 74 | 280 | T13 | 12,500.00 |
| 2014 | 72 | 70 | | | 142 | CUT | |
| Total | | | | | | | \$19,917.50 |

Immelman, Trevor (70.50)

| Year | 1st | 2nd | 3rd | 4th | Total | Finish | Money |
|------|-----|-----|-----|-----|-------|--------|-------|
| 2013 | 71 | 70 | | | 141 | CUT | |

Isenhour, Tripp (72.25)

| Year | 1st | 2nd | 3rd | 4th | Total | Finish | Money |
|--------------|-----|-----|-----|-----|-------|--------|--------------------|
| 1999 | 75 | 73 | 72 | 70 | 290 | T13 | \$6,266.67 |
| 2000 | 72 | 74 | 73 | 68 | 287 | T21 | 5,962.00 |
| 2003 | 71 | 74 | 77 | 75 | 297 | 48 | 2,375.00 |
| 2006 | 70 | 70 | 73 | 69 | 282 | T10 | 18,750.00 |
| Total | | | | | | | \$33,353.67 |

Ishikawa, Ryo (68.50)

| Year | 1st | 2nd | 3rd | 4th | Total | Finish | Money |
|------|-----|-----|-----|-----|-------|--------|-------------|
| 2013 | 69 | 68 | 68 | 69 | 274 | T8 | \$23,333.33 |

Iwata, Hiroshi (68.50)

| Year | 1st | 2nd | 3rd | 4th | Total | Finish | Money |
|------|-----|-----|-----|-----|-------|--------|-------------|
| 2015 | 66 | 67 | 74 | 67 | 274 | T18 | \$12,600.00 |

Jackson, David (72.50)

| Year | 1st | 2nd | 3rd | 4th | Total | Finish | Money |
|------|-----|-----|-----|-----|-------|--------|------------|
| 1994 | 74 | 75 | 72 | 69 | 290 | T23 | \$2,081.25 |

Individual Player Records

Jobe, Brandt (73.20)

| Year | 1st | 2nd | 3rd | 4th | Total | Finish | Money |
|--------------|-----|-----|-----|-----|-------|--------|-------------------|
| 2010 | 74 | 73 | 70 | 72 | 289 | T27 | \$7,400.00 |
| 2013 | 77 | | | | 77 | W/D | |
| Total | | | | | | | \$7,400.00 |

Johnson, Andrew (75.00)

| Year | 1st | 2nd | 3rd | 4th | Total | Finish | Money |
|------|-----|-----|-----|-----|-------|--------|------------|
| 2005 | 75 | 76 | 76 | 73 | 300 | T53 | \$2,193.75 |

Johnson, Eric (75.42)

| Year | 1st | 2nd | 3rd | 4th | Total | Finish | Money |
|--------------|-----|-----|-----|-----|-------|--------|-------------------|
| 1995 | 71 | 68 | 80 | 78 | 297 | T33 | \$1,450.00 |
| 1996 | 68 | 74 | 75 | 73 | 290 | T10 | 5,625.00 |
| 1998 | 85 | 78 | 76 | 79 | 318 | 49 | 980.00 |
| Total | | | | | | | \$8,055.00 |

Johnson, Jim (71.50)

| Year | 1st | 2nd | 3rd | 4th | Total | Finish | Money |
|------|-----|-----|-----|-----|-------|--------|-------------|
| 1999 | 71 | 70 | 72 | 73 | 286 | 5 | \$22,000.00 |

Johnson, Kevin (74.08)

| Year | 1st | 2nd | 3rd | 4th | Total | Finish | Money |
|--------------|-----|-----|-----|-----|-------|--------|--------------------|
| 1997 | 74 | 77 | 72 | 76 | 299 | 38 | \$1,500.00 |
| 1999 | 71 | 76 | 83 | 80 | 310 | T49 | 1,080.00 |
| 2000 | 74 | 78 | 71 | 71 | 294 | T39 | 2,860.00 |
| 2003 | 75 | 71 | 75 | 72 | 293 | T42 | 2,937.50 |
| 2006 | 72 | 74 | 72 | 76 | 294 | T44 | 2,962.50 |
| 2009 | 74 | 74 | 71 | 69 | 288 | T42 | 4,225.00 |
| Total | | | | | | | \$15,565.00 |

Johnson, Richard (72.19)

| Year | 1st | 2nd | 3rd | 4th | Total | Finish | Money |
|--------------|-----|-----|-----|-----|-------|--------|---------------------|
| 1999 | 71 | 78 | 71 | 78 | 298 | T35 | \$2,200.00 |
| 2000 | 71 | 71 | 72 | 75 | 289 | T28 | 4,620.00 |
| 2006 | 76 | 72 | 79 | 77 | 304 | 59 | 2,287.50 |
| 2007 | 66 | 64 | 67 | 67 | 264 | 1 | 139,500.00 |
| Total | | | | | | | \$148,607.50 |

Johnson, Richard (72.67)

| Year | 1st | 2nd | 3rd | 4th | Total | Finish | Money |
|------|-----|-----|-----|-----|-------|--------|-------|
| 2013 | 71 | 71 | | | 142 | CUT | |
| 2014 | 76 | | | | 76 | W/D | |

Johnson, Zach (68.50)

| Year | 1st | 2nd | 3rd | 4th | Total | Finish | Money |
|------|-----|-----|-----|-----|-------|--------|-------------|
| 2003 | 65 | 72 | 69 | 68 | 274 | 3 | \$42,500.00 |

Johnston, Jimmy (74.25)

| Year | 1st | 2nd | 3rd | 4th | Total | Finish | Money |
|------|-----|-----|-----|-----|-------|--------|------------|
| 1996 | 72 | 71 | 77 | 77 | 297 | T21 | \$2,625.00 |

Jones, Brendan (74.00)

| Year | 1st | 2nd | 3rd | 4th | Total | Finish | Money |
|------|-----|-----|-----|-----|-------|--------|------------|
| 2004 | 74 | 72 | 77 | 73 | 296 | 52 | \$2,156.25 |

Jones, Kent (72.75)

| Year | 1st | 2nd | 3rd | 4th | Total | Finish | Money |
|--------------|-----|-----|-----|-----|-------|--------|--------------------|
| 1997 | 73 | 75 | 74 | 75 | 297 | T30 | \$1,872.00 |
| 2000 | 71 | 71 | 71 | 72 | 285 | T13 | 10,312.50 |
| Total | | | | | | | \$12,184.50 |

Jones, Matt (71.25)

| Year | 1st | 2nd | 3rd | 4th | Total | Finish | Money |
|--------------|-----|-----|-----|-----|-------|--------|-------------------|
| 2006 | 71 | 71 | 75 | 75 | 292 | T36 | \$3,975.00 |
| 2007 | 71 | 69 | 67 | 71 | 278 | T44 | 3,083.39 |
| Total | | | | | | | \$7,058.39 |

Jordan, Pete (72.25)

| Year | 1st | 2nd | 3rd | 4th | Total | Finish | Money |
|------|-----|-----|-----|-----|-------|--------|------------|
| 1993 | 74 | 73 | 75 | 67 | 289 | T16 | \$2,570.00 |

Judah, Billy (77.50)

| Year | 1st | 2nd | 3rd | 4th | Total | Finish | Money |
|------|-----|-----|-----|-----|-------|--------|------------|
| 2001 | 71 | 81 | 77 | 81 | 310 | T49 | \$2,325.00 |

Julian, Jeff (73.25)

| Year | 1st | 2nd | 3rd | 4th | Total | Finish | Money |
|--------------|-----|-----|-----|-----|-------|--------|--------------------|
| 1997 | 76 | 73 | 71 | 77 | 297 | T30 | \$1,872.00 |
| 1998 | 77 | 72 | 71 | 69 | 289 | T7 | 13,125.00 |
| Total | | | | | | | \$14,997.00 |

Jurgensen, Steve (74.50)

| Year | 1st | 2nd | 3rd | 4th | Total | Finish | Money |
|------|-----|-----|-----|-----|-------|--------|----------|
| 1993 | 78 | 69 | 72 | 79 | 298 | T41 | \$860.00 |

Kalinowski, Tom (74.50)

| Year | 1st | 2nd | 3rd | 4th | Total | Finish | Money |
|------|-----|-----|-----|-----|-------|--------|------------|
| 2000 | 79 | 72 | 76 | 71 | 298 | 50 | \$1,980.00 |

Kamm, Brian (72.13)

| Year | 1st | 2nd | 3rd | 4th | Total | Finish | Money |
|--------------|-----|-----|-----|-----|-------|--------|--------------------|
| 1997 | 72 | 68 | 72 | 75 | 287 | T5 | \$13,125.00 |
| 2001 | 74 | 71 | 71 | 74 | 290 | T8 | 16,800.00 |
| Total | | | | | | | \$29,925.00 |

Kanada, Craig (73.11)

| Year | 1st | 2nd | 3rd | 4th | Total | Finish | Money |
|--------------|-----|-----|-----|-----|-------|--------|---------------------|
| 1994 | 76 | 71 | 67 | 75 | 289 | T21 | \$2,418.75 |
| 1995 | 71 | 70 | 78 | 74 | 293 | T18 | 3,000.00 |
| 1996 | 72 | 75 | 78 | 76 | 301 | T32 | 1,475.00 |
| 1998 | 74 | 78 | 72 | 76 | 300 | T33 | 1,995.00 |
| 1999 | 76 | 70 | 75 | 77 | 298 | T35 | 2,200.00 |
| 2000 | 74 | 69 | 75 | 73 | 291 | T32 | 3,795.00 |
| 2006 | 73 | 64 | 72 | 66 | 275 | 1 | 135,000.00 |
| Total | | | | | | | \$149,883.75 |

Kang, Sung (70.83)

| Year | 1st | 2nd | 3rd | 4th | Total | Finish | Money |
|--------------|-----|-----|-----|-----|-------|--------|-------------------|
| 2014 | 72 | 70 | | | 142 | CUT | |
| 2015 | 70 | 69 | 70 | 74 | 283 | 65 | \$2,500.00 |
| Total | | | | | | | \$2,500.00 |

Karlsson, Robert (69.00)

| Year | 1st | 2nd | 3rd | 4th | Total | Finish | Money |
|------|-----|-----|-----|-----|-------|--------|-------------|
| 2013 | 64 | 74 | 69 | 69 | 276 | T22 | \$10,800.00 |

Kaufman, Smylie (70.50)

| Year | 1st | 2nd | 3rd | 4th | Total | Finish | Money |
|------|-----|-----|-----|-----|-------|--------|-------|
| 2015 | 71 | 70 | | | 141 | CUT | |

Kelly, Jerry (73.17)

| Year | 1st | 2nd | 3rd | 4th | Total | Finish | Money |
|--------------|-----|-----|-----|-----|-------|--------|-------------------|
| 1993 | 72 | 73 | 71 | 74 | 290 | T20 | \$2,150.00 |
| 1994 | 72 | 74 | 68 | 79 | 293 | T33 | 1,305.00 |
| 1995 | 73 | 76 | 75 | 71 | 295 | T24 | 2,130.00 |
| Total | | | | | | | \$5,585.00 |

Kelly, Troy (74.17)

| Year | 1st | 2nd | 3rd | 4th | Total | Finish | Money |
|--------------|-----|-----|-----|-----|-------|--------|-------------------|
| 2011 | 75 | 75 | 74 | 71 | 295 | T45 | \$3,850.00 |
| 2014 | 77 | 73 | | | 150 | CUT | |
| Total | | | | | | | \$3,850.00 |

Kendall, Skip (71.08)

| Year | 1st | 2nd | 3rd | 4th | Total | Finish | Money |
|--------------|-----|-----|-----|-----|-------|--------|--------------------|
| 1994 | 68 | 72 | 76 | 74 | 290 | T23 | \$2,081.25 |
| 1996 | 68 | 76 | 74 | 70 | 288 | 7 | 10,000.00 |
| 2007 | 68 | 67 | 69 | 69 | 273 | T21 | 7,410.94 |
| 2008 | 70 | 74 | 68 | 70 | 282 | T42 | 4,125.00 |
| 2009 | 72 | 72 | 71 | 73 | 288 | T42 | 4,225.00 |
| 2012 | 70 | 69 | 73 | 73 | 285 | T42 | 4,060.00 |
| Total | | | | | | | \$31,902.19 |

Kernohan, John (72.75)

| Year | 1st | 2nd | 3rd | 4th | Total | Finish | Money |
|--------------|-----|-----|-----|-----|-------|--------|--------------------|
| 1998 | 76 | 76 | 75 | 74 | 301 | T37 | \$1,785.00 |
| 2000 | 69 | 69 | 70 | 73 | 281 | T5 | 20,075.00 |
| Total | | | | | | | \$21,860.00 |

Killeen, J.J. (71.94)

| Year | 1st | 2nd | 3rd | 4th | Total | Finish | Money |
|--------------|-----|-----|-----|-----|-------|--------|--------------------|
| 2008 | 77 | 70 | 70 | 71 | 288 | T54 | \$3,225.00 |
| 2009 | 72 | 71 | 69 | 69 | 281 | T19 | 13,500.00 |
| 2010 | 70 | 68 | 72 | 79 | 289 | T27 | 7,400.00 |
| 2011 | 74 | 68 | 79 | 72 | 293 | T38 | 4,800.00 |
| Total | | | | | | | \$28,925.00 |

Kim, Michael (69.00)

| Year | 1st | 2nd | 3rd | 4th | Total | Finish | Money |
|------|-----|-----|-----|-----|-------|--------|-------------|
| 2014 | 71 | 68 | 68 | 69 | 276 | T14 | \$16,000.00 |

Kim, Si Woo (68.50)

| Year | 1st | 2nd | 3rd | 4th | Total | Finish | Money |
|------|-----|-----|-----|-----|-------|--------|-------------|
| 2015 | 65 | 71 | 69 | 69 | 274 | T18 | \$12,600.00 |

Individual Player Records

Kim, Whee (70.25)

| Year | 1st | 2nd | 3rd | 4th | Total | Finish | Money |
|------|-----|-----|-----|-----|-------|--------|------------|
| 2014 | 68 | 66 | 79 | 68 | 281 | T40 | \$3,900.00 |

Kimball, Karl (72.50)

| Year | 1st | 2nd | 3rd | 4th | Total | Finish | Money |
|------|-----|-----|-----|-----|-------|--------|------------|
| 1993 | 76 | 69 | 74 | 71 | 290 | T20 | \$2,150.00 |

Kimbell, John (71.25)

| Year | 1st | 2nd | 3rd | 4th | Total | Finish | Money |
|--------------|-----|-----|-----|-----|-------|--------|--------------------|
| 2007 | 68 | 70 | 64 | 72 | 274 | T29 | \$5,425.00 |
| 2009 | 73 | 69 | 76 | 67 | 285 | T31 | 6,200.00 |
| 2011 | 72 | 74 | 75 | 75 | 296 | T47 | 3,587.50 |
| Total | | | | | | | \$15,212.50 |

Kirkpatrick, David (74.00)

| Year | 1st | 2nd | 3rd | 4th | Total | Finish | Money |
|------|-----|-----|-----|-----|-------|--------|-------|
| 1994 | 72 | 73 | 73 | 78 | 296 | DQ | |

Kisner, Kevin (70.88)

| Year | 1st | 2nd | 3rd | 4th | Total | Finish | Money |
|--------------|-----|-----|-----|-----|-------|--------|--------------------|
| 2010 | 71 | 67 | 72 | 74 | 284 | T11 | \$21,200.00 |
| 2013 | 72 | 68 | 73 | 70 | 283 | T52 | 3,375.00 |
| Total | | | | | | | \$24,575.00 |

Kizzire, Patton (67.50)

| Year | 1st | 2nd | 3rd | 4th | Total | Finish | Money |
|------|-----|-----|-----|-----|-------|--------|-------------|
| 2015 | 70 | 67 | 66 | 67 | 270 | T5 | \$35,125.00 |

Klauk, Jeff (69.61)

| Year | 1st | 2nd | 3rd | 4th | Total | Finish | Money |
|--------------|-----|-----|-----|-----|-------|--------|---------------------|
| 2002 | 69 | 68 | 71 | | 208 | T2 | \$44,800.00 |
| 2003 | 71 | 70 | 69 | 69 | 279 | T12 | 12,656.25 |
| 2004 | 67 | 71 | 79 | 72 | 289 | T37 | 3,250.00 |
| 2007 | 66 | 71 | 68 | 67 | 272 | T17 | 11,237.50 |
| 2008 | 65 | 69 | 69 | 65 | 268 | 2 | 108,000.00 |
| 2013 | 70 | 69 | 72 | 74 | 285 | T57 | 3,050.00 |
| Total | | | | | | | \$182,993.75 |

Knoll, Arden (75.00)

| Year | 1st | 2nd | 3rd | 4th | Total | Finish | Money |
|------|-----|-----|-----|-----|-------|--------|------------|
| 1997 | 76 | 72 | 73 | 79 | 300 | 39 | \$1,440.00 |

Knost, Colt (68.81)

| Year | 1st | 2nd | 3rd | 4th | Total | Finish | Money |
|--------------|-----|-----|-----|-----|-------|--------|---------------------|
| 2008 | 67 | 66 | 71 | 65 | 269 | T3 | \$58,000.00 |
| 2010 | 68 | 69 | 70 | 68 | 275 | 2 | 108,000.00 |
| 2013 | 69 | 71 | 70 | 71 | 281 | T46 | 3,630.00 |
| 2014 | 67 | 69 | 70 | 70 | 276 | T14 | 16,000.00 |
| Total | | | | | | | \$185,630.00 |

Knox, Russell (70.38)

| Year | 1st | 2nd | 3rd | 4th | Total | Finish | Money |
|--------------|-----|-----|-----|-----|-------|--------|--------------------|
| 2011 | 71 | 73 | 75 | 71 | 290 | T24 | \$8,480.00 |
| 2013 | 67 | 69 | 68 | 69 | 273 | T6 | 34,750.00 |
| Total | | | | | | | \$43,230.00 |

Kohles, Ben (70.88)

| Year | 1st | 2nd | 3rd | 4th | Total | Finish | Money |
|--------------|-----|-----|-----|-----|-------|--------|-------------------|
| 2012 | 75 | 71 | 71 | 71 | 288 | T53 | \$3,325.00 |
| 2013 | 70 | 69 | 66 | 74 | 279 | T32 | 5,600.00 |
| Total | | | | | | | \$8,925.00 |

Kokrak, Jason (71.00)

| Year | 1st | 2nd | 3rd | 4th | Total | Finish | Money |
|------|-----|-----|-----|-----|-------|--------|-------------|
| 2011 | 67 | 67 | 75 | 75 | 284 | T5 | \$36,500.00 |

Kraft, Greg (73.25)

| Year | 1st | 2nd | 3rd | 4th | Total | Finish | Money |
|------|-----|-----|-----|-----|-------|--------|------------|
| 2005 | 71 | 74 | 74 | 74 | 293 | T35 | \$3,575.00 |

Kraft, Kelly (70.30)

| Year | 1st | 2nd | 3rd | 4th | Total | Finish | Money |
|--------------|-----|-----|-----|-----|-------|--------|-------------------|
| 2013 | 71 | 71 | | | 142 | CUT | |
| 2014 | 70 | 67 | 76 | 70 | 283 | T52 | \$2,726.67 |
| 2015 | 71 | 69 | 70 | 68 | 278 | T43 | 3,194.45 |
| Total | | | | | | | \$5,921.12 |

Kresge, Cliff (71.96)

| Year | 1st | 2nd | 3rd | 4th | Total | Finish | Money |
|--------------|-----|-----|-----|-----|-------|--------|--------------------|
| 1997 | 78 | 70 | 78 | 72 | 298 | T35 | \$1,620.00 |
| 2002 | 75 | 69 | 79 | | 223 | T45 | 2,430.00 |
| 2005 | 68 | 73 | 74 | 73 | 288 | T12 | 11,978.57 |
| 2006 | 67 | 69 | 71 | 75 | 282 | T10 | 18,750.00 |
| 2011 | 69 | 69 | 78 | 75 | 291 | T29 | 6,533.33 |
| 2012 | 65 | 73 | 67 | 68 | 273 | T6 | 34,750.00 |
| Total | | | | | | | \$76,061.90 |

Kribel, Joel (74.33)

| Year | 1st | 2nd | 3rd | 4th | Total | Finish | Money |
|------|-----|-----|-----|-----|-------|--------|------------|
| 2002 | 74 | 72 | 77 | | 223 | T45 | \$2,430.00 |

Kuchar, Matt (69.00)

| Year | 1st | 2nd | 3rd | 4th | Total | Finish | Money |
|------|-----|-----|-----|-----|-------|--------|-------------|
| 2006 | 71 | 65 | 67 | 73 | 276 | T2 | \$66,000.00 |

La'Cassie, Bronson (70.50)

| Year | 1st | 2nd | 3rd | 4th | Total | Finish | Money |
|--------------|-----|-----|-----|-----|-------|--------|-------------------|
| 2013 | 72 | 72 | | | 144 | CUT | |
| 2014 | 65 | 70 | 70 | 74 | 279 | T31 | \$5,975.00 |
| Total | | | | | | | \$5,975.00 |

LaBelle II, Doug (71.33)

| Year | 1st | 2nd | 3rd | 4th | Total | Finish | Money |
|--------------|-----|-----|-----|-----|-------|--------|--------------------|
| 2003 | 69 | 66 | 72 | 77 | 284 | T20 | \$7,583.33 |
| 2004 | 73 | 70 | 70 | 69 | 282 | T18 | 8,750.00 |
| 2005 | 72 | 79 | 75 | 74 | 300 | T53 | 2,193.75 |
| 2006 | 70 | 70 | 72 | 67 | 279 | 5 | 30,000.00 |
| 2010 | 72 | 72 | 75 | 72 | 291 | T33 | 5,800.00 |
| 2012 | 70 | 71 | 68 | 68 | 277 | T13 | 17,666.67 |
| 2013 | 74 | 71 | | | 145 | CUT | |
| 2014 | 69 | 70 | 72 | 71 | 282 | T46 | 2,991.67 |
| Total | | | | | | | \$74,985.42 |

Laird, Martin (66.50)

| Year | 1st | 2nd | 3rd | 4th | Total | Finish | Money |
|------|-----|-----|-----|-----|-------|--------|-------------|
| 2007 | 65 | 68 | 67 | 66 | 266 | T3 | \$44,950.00 |

Lamely, Derek (71.00)

| Year | 1st | 2nd | 3rd | 4th | Total | Finish | Money |
|------|-----|-----|-----|-----|-------|--------|------------|
| 2009 | 69 | 73 | 72 | 70 | 284 | T27 | \$7,512.50 |

Lamontagne, Steve (73.25)

| Year | 1st | 2nd | 3rd | 4th | Total | Finish | Money |
|--------------|-----|-----|-----|-----|-------|--------|-------------------|
| 1997 | 70 | 74 | 73 | 75 | 292 | T17 | \$3,840.00 |
| 1998 | 75 | 76 | 71 | 72 | 294 | T20 | 3,850.00 |
| Total | | | | | | | \$7,690.00 |

Landry, Andrew (70.50)

| Year | 1st | 2nd | 3rd | 4th | Total | Finish | Money |
|------|-----|-----|-----|-----|-------|--------|-------|
| 2015 | 70 | 71 | | | 141 | CUT | |

Langham, Franklin (71.05)

| Year | 1st | 2nd | 3rd | 4th | Total | Finish | Money |
|--------------|-----|-----|-----|-----|-------|--------|--------------------|
| 1993 | 70 | 72 | 69 | 70 | 281 | 4 | \$13,000.00 |
| 1995 | 72 | 70 | 76 | 72 | 290 | T9 | 6,875.00 |
| 2004 | 67 | 65 | 77 | 68 | 277 | T3 | 36,250.00 |
| 2006 | 74 | 71 | 77 | 71 | 293 | T40 | 3,375.00 |
| 2007 | 66 | 71 | 75 | 68 | 280 | T52 | 2,731.88 |
| Total | | | | | | | \$62,231.88 |

Langley, Scott (71.00)

| Year | 1st | 2nd | 3rd | 4th | Total | Finish | Money |
|------|-----|-----|-----|-----|-------|--------|-------|
| 2015 | 68 | 74 | | | 142 | CUT | |

LeBrun, Steve (71.40)

| Year | 1st | 2nd | 3rd | 4th | Total | Finish | Money |
|--------------|-----|-----|-----|-----|-------|--------|--------------------|
| 2005 | 72 | 71 | 70 | 74 | 287 | T10 | \$16,900.00 |
| 2012 | 69 | 73 | 70 | 71 | 283 | T35 | 5,500.00 |
| 2013 | 70 | 74 | | | 144 | CUT | |
| Total | | | | | | | \$22,400.00 |

Lee, D.H. (68.75)

| Year | 1st | 2nd | 3rd | 4th | Total | Finish | Money |
|------|-----|-----|-----|-----|-------|--------|-------|
| 2014 | 70 | | | | 70 | W/D | |
| 2015 | 65 | 67 | 73 | | 205 | W/D | |

Individual Player Records

Lee, Danny (69.88)

| Year | 1st | 2nd | 3rd | 4th | Total | Finish | Money |
|--------------|-----|-----|-----|-----|-------|--------|--------------------|
| 2011 | 72 | 65 | 76 | 72 | 285 | T8 | \$28,000.00 |
| 2013 | 71 | 69 | 66 | 68 | 274 | T8 | 23,333.34 |
| Total | | | | | | | \$51,333.34 |

Lee, Lucas (77.00)

| Year | 1st | 2nd | 3rd | 4th | Total | Finish | Money |
|------|-----|-----|-----|-----|-------|--------|-------|
| 2015 | 77 | | | | 77 | W/D | |

Lee, Patrick (75.50)

| Year | 1st | 2nd | 3rd | 4th | Total | Finish | Money |
|------|-----|-----|-----|-----|-------|--------|------------|
| 1996 | 75 | 78 | 73 | 76 | 302 | T36 | \$1,250.00 |

Lee, Richard (71.08)

| Year | 1st | 2nd | 3rd | 4th | Total | Finish | Money |
|--------------|-----|-----|-----|-----|-------|--------|--------------------|
| 2011 | 72 | 76 | 74 | 77 | 299 | T53 | \$3,300.00 |
| 2014 | 67 | 68 | 70 | 71 | 276 | T14 | 16,000.00 |
| 2015 | 67 | 70 | 71 | 70 | 278 | T43 | 3,194.44 |
| Total | | | | | | | \$22,494.44 |

Lee, Won Joon (71.00)

| Year | 1st | 2nd | 3rd | 4th | Total | Finish | Money |
|--------------|-----|-----|-----|-----|-------|--------|--------------------|
| 2008 | 71 | 70 | 69 | 67 | 277 | T25 | \$8,000.00 |
| 2009 | 70 | 67 | 72 | 73 | 282 | T21 | 11,600.00 |
| 2010 | 81 | 71 | 70 | 71 | 293 | T43 | 4,033.34 |
| Total | | | | | | | \$23,633.34 |

Leggatt, Ian (71.25)

| Year | 1st | 2nd | 3rd | 4th | Total | Finish | Money |
|------|-----|-----|-----|-----|-------|--------|-------------|
| 2000 | 77 | 70 | 70 | 68 | 285 | T13 | \$10,312.50 |

Leishman, Marc (68.00)

| Year | 1st | 2nd | 3rd | 4th | Total | Finish | Money |
|------|-----|-----|-----|-----|-------|--------|-------------|
| 2008 | 67 | 67 | 68 | 70 | 272 | T7 | \$32,250.00 |

Leshner, Greg (73.38)

| Year | 1st | 2nd | 3rd | 4th | Total | Finish | Money |
|--------------|-----|-----|-----|-----|-------|--------|-------------------|
| 1997 | 69 | 76 | 69 | 75 | 289 | T10 | \$6,350.00 |
| 1998 | 77 | 79 | 71 | 71 | 298 | T29 | 2,327.50 |
| Total | | | | | | | \$8,677.50 |

Letzig, Michael (68.88)

| Year | 1st | 2nd | 3rd | 4th | Total | Finish | Money |
|--------------|-----|-----|-----|-----|-------|--------|--------------------|
| 2007 | 60 | 66 | 73 | 66 | 265 | 2 | \$83,700.00 |
| 2012 | 70 | 74 | 72 | 70 | 286 | T47 | 3,560.00 |
| Total | | | | | | | \$87,260.00 |

Levin, Spencer (69.75)

| Year | 1st | 2nd | 3rd | 4th | Total | Finish | Money |
|--------------|-----|-----|-----|-----|-------|--------|--------------------|
| 2008 | 66 | 69 | 69 | 71 | 275 | T16 | \$15,000.00 |
| 2013 | 69 | 73 | | | 142 | CUT | |
| 2014 | 68 | 73 | | | 141 | CUT | |
| Total | | | | | | | \$15,000.00 |

Lewis, J.L. (70.75)

| Year | 1st | 2nd | 3rd | 4th | Total | Finish | Money |
|------|-----|-----|-----|-----|-------|--------|-------------|
| 1997 | 71 | 72 | 66 | 74 | 283 | 3 | \$25,500.00 |

Li, Hao Tong (72.50)

| Year | 1st | 2nd | 3rd | 4th | Total | Finish | Money |
|------|-----|-----|-----|-----|-------|--------|-------|
| 2015 | 75 | 70 | | | 145 | CUT | |

Lickliter II, Frank (74.50)

| Year | 1st | 2nd | 3rd | 4th | Total | Finish | Money |
|------|-----|-----|-----|-----|-------|--------|------------|
| 1995 | 81 | 75 | 71 | 71 | 298 | T36 | \$1,250.00 |

Lile, Craig (72.92)

| Year | 1st | 2nd | 3rd | 4th | Total | Finish | Money |
|--------------|-----|-----|-----|-----|-------|--------|--------------------|
| 2003 | 68 | 73 | 72 | 74 | 287 | T28 | \$5,015.62 |
| 2004 | 78 | 73 | 74 | 79 | 304 | 58 | 1,968.75 |
| 2006 | 72 | 69 | 72 | 71 | 284 | T14 | 13,125.00 |
| Total | | | | | | | \$20,109.37 |

Lindheim, Nicholas (68.25)

| Year | 1st | 2nd | 3rd | 4th | Total | Finish | Money |
|------|-----|-----|-----|-----|-------|--------|-------------|
| 2015 | 67 | 68 | 70 | 68 | 273 | T12 | \$19,000.00 |

Lingmerth, David (69.25)

| Year | 1st | 2nd | 3rd | 4th | Total | Finish | Money |
|--------------|-----|-----|-----|-----|-------|--------|---------------------|
| 2011 | 69 | 73 | 70 | 70 | 282 | T3 | \$58,000.00 |
| 2012 | 68 | 71 | 69 | 68 | 276 | T9 | 26,000.00 |
| 2014 | 68 | 67 | 73 | 65 | 273 | 6 | 36,000.00 |
| Total | | | | | | | \$120,000.00 |

List, Luke (70.36)

| Year | 1st | 2nd | 3rd | 4th | Total | Finish | Money |
|--------------|-----|-----|-----|-----|-------|--------|--------------------|
| 2011 | 74 | 73 | 72 | 71 | 290 | T24 | \$8,480.00 |
| 2012 | 74 | 68 | 67 | 68 | 277 | T13 | 17,666.67 |
| 2013 | 72 | 69 | | | 141 | CUT | |
| 2015 | 70 | 70 | 67 | 70 | 277 | T35 | 4,762.50 |
| Total | | | | | | | \$30,909.17 |

Loar, Edward (68.75)

| Year | 1st | 2nd | 3rd | 4th | Total | Finish | Money |
|------|-----|-----|-----|-----|-------|--------|-------------|
| 2012 | 67 | 73 | 66 | 69 | 275 | 8 | \$31,000.00 |

Long, Adam (70.25)

| Year | 1st | 2nd | 3rd | 4th | Total | Finish | Money |
|------|-----|-----|-----|-----|-------|--------|------------|
| 2015 | 69 | 67 | 72 | 73 | 281 | T56 | \$2,630.00 |

Long, Michael (74.44)

| Year | 1st | 2nd | 3rd | 4th | Total | Finish | Money |
|--------------|-----|-----|-----|-----|-------|--------|--------------------|
| 2001 | 76 | 75 | 81 | 76 | 308 | T46 | \$2,430.00 |
| 2003 | 77 | 79 | 72 | 74 | 302 | T53 | 2,078.13 |
| 2004 | 74 | 72 | 72 | 71 | 289 | T37 | 3,250.00 |
| 2006 | 71 | 71 | 75 | 75 | 292 | T36 | 3,975.00 |
| Total | | | | | | | \$11,733.13 |

Loupe, Andrew (69.10)

| Year | 1st | 2nd | 3rd | 4th | Total | Finish | Money |
|--------------|-----|-----|-----|-----|-------|--------|--------------------|
| 2013 | 68 | 69 | 67 | 69 | 273 | T6 | \$34,750.00 |
| 2014 | 69 | 72 | | | 141 | CUT | |
| 2015 | 70 | 69 | 69 | 69 | 277 | T35 | 4,762.50 |
| Total | | | | | | | \$39,512.50 |

Loustalot, Tim (72.08)

| Year | 1st | 2nd | 3rd | 4th | Total | Finish | Money |
|--------------|-----|-----|-----|-----|-------|--------|--------------------|
| 1993 | 71 | 70 | 70 | 73 | 284 | 6 | \$9,000.00 |
| 1994 | 71 | 72 | 74 | 65 | 282 | T9 | 5,625.00 |
| 1996 | 71 | 76 | 82 | 70 | 299 | T28 | 1,800.00 |
| Total | | | | | | | \$16,425.00 |

Lovemark, Jamie (69.31)

| Year | 1st | 2nd | 3rd | 4th | Total | Finish | Money |
|--------------|-----|-----|-----|-----|-------|--------|--------------------|
| 2010 | 69 | 72 | 70 | 71 | 282 | T7 | \$31,166.67 |
| 2013 | 70 | 67 | 66 | 71 | 274 | T8 | 23,333.33 |
| 2014 | 73 | 66 | 67 | 70 | 276 | T14 | 16,000.00 |
| 2015 | 72 | 68 | 66 | 71 | 277 | T35 | 4,762.50 |
| Total | | | | | | | \$75,262.50 |

Lunde, Bill (70.86)

| Year | 1st | 2nd | 3rd | 4th | Total | Finish | Money |
|--------------|-----|-----|-----|-----|-------|--------|--------------------|
| 2004 | 72 | 67 | 73 | 69 | 281 | T15 | \$10,625.00 |
| 2008 | 67 | 71 | 69 | 69 | 276 | T21 | 10,800.00 |
| 2013 | 69 | 78 | | | 147 | CUT | |
| 2014 | 77 | 70 | | | 147 | CUT | |
| 2015 | 71 | 70 | | | 141 | CUT | |
| Total | | | | | | | \$21,425.00 |

Lyle, Jarrod (71.13)

| Year | 1st | 2nd | 3rd | 4th | Total | Finish | Money |
|------|-----|-----|-----|-----|-------|--------|------------|
| 2006 | 72 | 73 | 75 | 71 | 291 | T30 | \$4,725.00 |
| 2008 | 69 | 71 | 71 | 67 | 278 | 30 | 6,800.00 |

Mackenzie, Brock (68.25)

| Year | 1st | 2nd | 3rd | 4th | Total | Finish | Money |
|------|-----|-----|-----|-----|-------|--------|------------|
| 2007 | 67 | 68 | 68 | 70 | 273 | T21 | \$7,410.93 |

MacKenzie, Will (69.00)

| Year | 1st | 2nd | 3rd | 4th | Total | Finish | Money |
|------|-----|-----|-----|-----|-------|--------|-------------|
| 2013 | 69 | 67 | 71 | 69 | 276 | T22 | \$10,800.00 |

Madigan, Timothy (76.00)

| Year | 1st | 2nd | 3rd | 4th | Total | Finish | Money |
|------|-----|-----|-----|-----|-------|--------|-------|
| 2015 | 77 | 75 | | | 152 | CUT | |

Individual Player Records

Magee, Chad (78.00)

| Year | 1st | 2nd | 3rd | 4th | Total | Finish | Money |
|------|-----|-----|-----|-----|-------|--------|----------|
| 1996 | 76 | 82 | 79 | 75 | 312 | 48 | \$750.00 |

Maginnes, John (72.74)

| Year | 1st | 2nd | 3rd | 4th | Total | Finish | Money |
|--------------|-----|-----|-----|-----|-------|--------|--------------------|
| 1994 | 68 | 69 | 68 | 74 | 279 | 5 | \$12,375.00 |
| 1995 | 68 | 73 | 73 | 69 | 283 | 2 | 28,375.00 |
| 1998 | 72 | 78 | 69 | 69 | 288 | T4 | 19,250.00 |
| 2001 | 78 | 82 | 73 | 82 | 315 | 53 | 2,220.00 |
| 2002 | 70 | 72 | 75 | | 217 | T33 | 3,990.00 |
| Total | | | | | | | \$66,210.00 |

Mallinger, John (71.11)

| Year | 1st | 2nd | 3rd | 4th | Total | Finish | Money |
|--------------|-----|-----|-----|-----|-------|--------|-------------------|
| 2011 | 71 | 74 | 73 | 75 | 293 | T38 | \$4,800.00 |
| 2014 | 70 | | | | 70 | W/D | |
| 2015 | 71 | 64 | 72 | 70 | 277 | T35 | 4,762.50 |
| Total | | | | | | | \$9,562.50 |

Malnati, Peter (70.63)

| Year | 1st | 2nd | 3rd | 4th | Total | Finish | Money |
|--------------|-----|-----|-----|-----|-------|--------|-------------------|
| 2013 | 69 | 72 | | | 141 | CUT | |
| 2014 | 69 | 69 | 72 | 70 | 280 | T37 | \$4,850.00 |
| 2015 | 73 | 71 | | | 144 | CUT | |
| Total | | | | | | | \$4,850.00 |

Marino, Steve (70.50)

| Year | 1st | 2nd | 3rd | 4th | Total | Finish | Money |
|--------------|-----|-----|-----|-----|-------|--------|--------------------|
| 2006 | 71 | 68 | 72 | 69 | 280 | T6 | \$26,062.50 |
| 2013 | 71 | 69 | 73 | 72 | 285 | T57 | 3,050.00 |
| 2014 | 72 | 68 | | | 140 | W/D | |
| Total | | | | | | | \$29,112.50 |

Martin, Ben (69.75)

| Year | 1st | 2nd | 3rd | 4th | Total | Finish | Money |
|--------------|-----|-----|-----|-----|-------|--------|--------------------|
| 2012 | 69 | 69 | 69 | 70 | 277 | T13 | \$17,666.66 |
| 2013 | 68 | 71 | 70 | 72 | 281 | T46 | 3,630.00 |
| Total | | | | | | | \$21,296.66 |

Martin, Casey (76.88)

| Year | 1st | 2nd | 3rd | 4th | Total | Finish | Money |
|--------------|-----|-----|-----|-----|-------|--------|-------------------|
| 1998 | 82 | 83 | 75 | 76 | 316 | 48 | \$1,050.00 |
| 1999 | 73 | 71 | 77 | 78 | 299 | T37 | 2,000.00 |
| Total | | | | | | | \$3,050.00 |

Martin, Doug (71.50)

| Year | 1st | 2nd | 3rd | 4th | Total | Finish | Money |
|------|-----|-----|-----|-----|-------|--------|------------|
| 1993 | 70 | 72 | 72 | 72 | 286 | T10 | \$4,500.00 |

Mast, Dick (74.75)

| Year | 1st | 2nd | 3rd | 4th | Total | Finish | Money |
|------|-----|-----|-----|-----|-------|--------|------------|
| 1999 | 75 | 75 | 74 | 75 | 299 | T37 | \$2,000.00 |

Mathis, David (69.88)

| Year | 1st | 2nd | 3rd | 4th | Total | Finish | Money |
|--------------|-----|-----|-----|-----|-------|--------|--------------------|
| 2007 | 69 | 67 | 70 | 67 | 273 | T21 | \$7,410.94 |
| 2008 | 71 | 69 | 69 | 67 | 276 | T21 | 10,800.00 |
| 2010 | 71 | 73 | 69 | 73 | 286 | T21 | 11,200.00 |
| 2013 | 71 | 67 | 69 | 76 | 283 | T52 | 3,375.00 |
| Total | | | | | | | \$32,785.94 |

Matteson, Troy (71.93)

| Year | 1st | 2nd | 3rd | 4th | Total | Finish | Money |
|--------------|-----|-----|-----|-----|-------|--------|--------------------|
| 2004 | 72 | 73 | 72 | 74 | 291 | 44 | \$2,562.50 |
| 2005 | 75 | 69 | 72 | 72 | 288 | T12 | 11,978.57 |
| 2013 | 72 | 72 | | | 144 | CUT | |
| 2014 | 72 | 67 | 72 | 73 | 284 | T58 | 2,630.00 |
| Total | | | | | | | \$17,171.07 |

Mattiace, Len (72.00)

| Year | 1st | 2nd | 3rd | 4th | Total | Finish | Money |
|------|-----|-----|-----|-----|-------|--------|-------|
| 2013 | 76 | 68 | | | 144 | CUT | |

May, Bob (70.08)

| Year | 1st | 2nd | 3rd | 4th | Total | Finish | Money |
|--------------|-----|-----|-----|-----|-------|--------|--------------------|
| 1993 | 72 | 70 | 69 | 69 | 280 | 3 | \$17,000.00 |
| 2008 | 70 | 68 | 71 | 68 | 277 | T25 | 8,000.00 |
| 2009 | 73 | 71 | 69 | 71 | 284 | T27 | 7,512.50 |
| Total | | | | | | | \$32,512.50 |

McCabe, Tee (70.25)

| Year | 1st | 2nd | 3rd | 4th | Total | Finish | Money |
|------|-----|-----|-----|-----|-------|--------|------------|
| 2007 | 68 | 71 | 73 | 69 | 281 | 54 | \$2,673.75 |

McCallister, Blaine (71.25)

| Year | 1st | 2nd | 3rd | 4th | Total | Finish | Money |
|------|-----|-----|-----|-----|-------|--------|------------|
| 2003 | 71 | 71 | 69 | 74 | 285 | T23 | \$6,281.25 |

McCarron, Scott (73.50)

| Year | 1st | 2nd | 3rd | 4th | Total | Finish | Money |
|------|-----|-----|-----|-----|-------|--------|-------|
| 2013 | 73 | 74 | | | 147 | CUT | |

McGirt, William (72.00)

| Year | 1st | 2nd | 3rd | 4th | Total | Finish | Money |
|------|-----|-----|-----|-----|-------|--------|------------|
| 2010 | 67 | 75 | 71 | 75 | 288 | 26 | \$8,400.00 |

McGovern, Jim (71.00)

| Year | 1st | 2nd | 3rd | 4th | Total | Finish | Money |
|--------------|-----|-----|-----|-----|-------|--------|--------------------|
| 1999 | 72 | 72 | 73 | 75 | 292 | T19 | \$4,600.00 |
| 2005 | 68 | 72 | 71 | 77 | 288 | T12 | 11,978.57 |
| 2007 | 65 | 66 | 68 | 73 | 272 | T17 | 11,237.50 |
| Total | | | | | | | \$27,816.07 |

McKelvey, Rob (73.89)

| Year | 1st | 2nd | 3rd | 4th | Total | Finish | Money |
|--------------|-----|-----|-----|-----|-------|--------|--------------------|
| 1996 | 75 | 71 | 80 | 70 | 296 | T19 | \$2,937.50 |
| 1997 | 78 | 75 | 78 | 72 | 303 | T44 | 1,110.00 |
| 2000 | 74 | 74 | 74 | 73 | 295 | T42 | 2,585.00 |
| 2001 | 72 | 76 | 77 | 70 | 295 | T22 | 6,620.00 |
| 2002 | 72 | 70 | 73 | | 215 | T23 | 5,622.86 |
| Total | | | | | | | \$18,875.36 |

McKenzie, David (71.56)

| Year | 1st | 2nd | 3rd | 4th | Total | Finish | Money |
|--------------|-----|-----|-----|-----|-------|--------|--------------------|
| 2004 | 73 | 75 | 75 | 75 | 298 | 53 | \$2,125.00 |
| 2005 | 70 | 75 | 69 | 74 | 288 | T12 | 11,978.57 |
| 2007 | 67 | 68 | 69 | 69 | 273 | T21 | 7,410.94 |
| 2009 | 74 | 74 | 70 | 68 | 286 | T37 | 5,400.00 |
| Total | | | | | | | \$26,914.51 |

McLachlin, Parker (74.50)

| Year | 1st | 2nd | 3rd | 4th | Total | Finish | Money |
|------|-----|-----|-----|-----|-------|--------|------------|
| 2006 | 75 | 71 | 78 | 74 | 298 | T53 | \$2,456.25 |

McLardy, Andrew (74.00)

| Year | 1st | 2nd | 3rd | 4th | Total | Finish | Money |
|------|-----|-----|-----|-----|-------|--------|------------|
| 2002 | 77 | 67 | 78 | | 222 | T42 | \$2,760.00 |

McRoy, Spike (68.00)

| Year | 1st | 2nd | 3rd | 4th | Total | Finish | Money |
|------|-----|-----|-----|-----|-------|--------|-------------|
| 2000 | 74 | 64 | 65 | 69 | 272 | 1 | \$99,000.00 |

Mechereffe, Fernando (72.25)

| Year | 1st | 2nd | 3rd | 4th | Total | Finish | Money |
|------|-----|-----|-----|-----|-------|--------|------------|
| 2013 | 70 | 69 | 76 | 74 | 289 | 66 | \$2,700.00 |

Meeks, Eric (71.57)

| Year | 1st | 2nd | 3rd | 4th | Total | Finish | Money |
|--------------|-----|-----|-----|-----|-------|--------|--------------------|
| 2001 | 70 | 76 | 78 | 68 | 292 | T15 | \$10,620.00 |
| 2002 | 67 | 70 | 72 | | 209 | T5 | 22,800.00 |
| Total | | | | | | | \$33,420.00 |

Merrick, John (73.63)

| Year | 1st | 2nd | 3rd | 4th | Total | Finish | Money |
|--------------|-----|-----|-----|-----|-------|--------|-------------------|
| 2006 | 74 | 71 | 77 | 73 | 295 | T46 | \$2,775.00 |
| 2015 | 71 | 69 | 72 | 66 | 278 | T43 | 3,194.45 |
| Total | | | | | | | \$5,969.45 |

Merritt, Troy (71.00)

| Year | 1st | 2nd | 3rd | 4th | Total | Finish | Money |
|--------------|-----|-----|-----|-----|-------|--------|-------------------|
| 2009 | 72 | 68 | 75 | 72 | 287 | T39 | \$4,900.00 |
| 2013 | 73 | 64 | 70 | 74 | 281 | T46 | 3,630.00 |
| Total | | | | | | | \$8,530.00 |

Micheel, Shaun (71.25)

| Year | 1st | 2nd | 3rd | 4th | Total | Finish | Money |
|------|-----|-----|-----|-----|-------|--------|-------------|
| 1999 | 70 | 72 | 73 | 70 | 285 | T3 | \$30,000.00 |

Miller, Andy (74.00)

| Year | 1st | 2nd | 3rd | 4th | Total | Finish | Money |
|------|-----|-----|-----|-----|-------|--------|------------|
| 2002 | 76 | 74 | 72 | | 222 | T42 | \$2,760.00 |

Individual Player Records

Miller, Zack (72.75)

| Year | 1st | 2nd | 3rd | 4th | Total | Finish | Money |
|------|-----|-----|-----|-----|-------|--------|------------|
| 2010 | 72 | 69 | 74 | 76 | 291 | T33 | \$5,800.00 |

Mills, Jon (71.65)

| Year | 1st | 2nd | 3rd | 4th | Total | Finish | Money |
|--------------|-----|-----|-----|-----|-------|--------|--------------------|
| 2004 | 68 | 71 | 71 | 73 | 283 | T21 | \$6,312.50 |
| 2005 | 67 | 70 | 73 | 80 | 290 | T24 | 5,703.75 |
| 2007 | 69 | 71 | 67 | 71 | 278 | T44 | 3,083.39 |
| 2009 | 73 | 74 | 70 | 73 | 290 | T50 | 3,525.00 |
| 2010 | 73 | 76 | 71 | 72 | 292 | T38 | 4,800.00 |
| Total | | | | | | | \$23,424.64 |

Molder, Bryce (71.17)

| Year | 1st | 2nd | 3rd | 4th | Total | Finish | Money |
|--------------|-----|-----|-----|-----|-------|--------|--------------------|
| 2004 | 75 | 66 | 73 | 73 | 287 | T31 | \$4,062.50 |
| 2006 | 71 | 74 | 80 | 73 | 298 | T53 | 2,456.25 |
| 2008 | 67 | 67 | 64 | 71 | 269 | T3 | 58,000.00 |
| Total | | | | | | | \$64,518.75 |

Moore, Patrick (68.67)

| Year | 1st | 2nd | 3rd | 4th | Total | Finish | Money |
|------|-----|-----|-----|-----|-------|--------|--------------|
| 2002 | 71 | 69 | 66 | | 206 | 1 | \$108,000.00 |

Moore, Tommy (72.25)

| Year | 1st | 2nd | 3rd | 4th | Total | Finish | Money |
|------|-----|-----|-----|-----|-------|--------|------------|
| 1993 | 76 | 66 | 70 | 77 | 289 | T16 | \$2,570.00 |

Morland IV, David (71.73)

| Year | 1st | 2nd | 3rd | 4th | Total | Finish | Money |
|--------------|-----|-----|-----|-----|-------|--------|--------------------|
| 2002 | 72 | 71 | 70 | | 213 | T17 | \$9,240.00 |
| 2003 | 72 | 69 | 71 | 73 | 285 | T23 | 6,281.25 |
| 2005 | 67 | 73 | 75 | 76 | 291 | T28 | 4,875.00 |
| Total | | | | | | | \$20,396.25 |

Morse, Andy (71.00)

| Year | 1st | 2nd | 3rd | 4th | Total | Finish | Money |
|------|-----|-----|-----|-----|-------|--------|-------------|
| 2000 | 73 | 71 | 74 | 66 | 284 | 12 | \$12,650.00 |

Morse, John (73.75)

| Year | 1st | 2nd | 3rd | 4th | Total | Finish | Money |
|------|-----|-----|-----|-----|-------|--------|------------|
| 1993 | 76 | 72 | 76 | 71 | 295 | T32 | \$1,180.00 |

Moss, Perry (72.75)

| Year | 1st | 2nd | 3rd | 4th | Total | Finish | Money |
|------|-----|-----|-----|-----|-------|--------|------------|
| 1998 | 66 | 77 | 73 | 75 | 291 | T9 | \$7,735.00 |

Muehr, Michael (72.13)

| Year | 1st | 2nd | 3rd | 4th | Total | Finish | Money |
|--------------|-----|-----|-----|-----|-------|--------|--------------------|
| 1999 | 78 | 75 | 74 | 70 | 297 | T32 | \$2,400.00 |
| 2000 | 67 | 71 | 69 | 73 | 280 | T3 | 31,900.00 |
| Total | | | | | | | \$34,300.00 |

Mullinax, Trey (71.00)

| Year | 1st | 2nd | 3rd | 4th | Total | Finish | Money |
|------|-----|-----|-----|-----|-------|--------|------------|
| 2015 | 69 | 70 | 70 | 75 | 284 | T66 | \$2,470.00 |

Mulroy, Garth (70.19)

| Year | 1st | 2nd | 3rd | 4th | Total | Finish | Money |
|--------------|-----|-----|-----|-----|-------|--------|--------------------|
| 2007 | 69 | 70 | 65 | 65 | 269 | T8 | \$21,700.00 |
| 2008 | 75 | 69 | 70 | 72 | 286 | 52 | 3,400.00 |
| 2009 | 76 | 69 | 71 | 66 | 282 | T21 | 11,600.00 |
| 2011 | 69 | 71 | 71 | 75 | 286 | T12 | 19,600.00 |
| Total | | | | | | | \$56,300.00 |

Murchison, Bill (73.75)

| Year | 1st | 2nd | 3rd | 4th | Total | Finish | Money |
|--------------|-----|-----|-----|-----|-------|--------|-------------------|
| 1994 | 71 | 73 | 78 | 72 | 294 | T36 | \$1,192.50 |
| 1995 | 68 | 78 | 78 | 72 | 296 | T29 | 1,662.50 |
| Total | | | | | | | \$2,855.00 |

Murphy, Sean (71.75)

| Year | 1st | 2nd | 3rd | 4th | Total | Finish | Money |
|--------------|-----|-----|-----|-----|-------|--------|--------------------|
| 1993 | 76 | 67 | 73 | 71 | 287 | T12 | \$3,550.00 |
| 1995 | 69 | 73 | 72 | 72 | 286 | 4 | 16,250.00 |
| 1998 | 73 | 76 | 68 | 71 | 288 | T4 | 19,250.00 |
| Total | | | | | | | \$39,050.00 |

Nallen, Chris (71.50)

| Year | 1st | 2nd | 3rd | 4th | Total | Finish | Money |
|--------------|-----|-----|-----|-----|-------|--------|--------------------|
| 2007 | 71 | 71 | 66 | 69 | 277 | T41 | \$3,720.00 |
| 2008 | 71 | 71 | 71 | 75 | 288 | T54 | 3,225.00 |
| 2010 | 70 | 74 | 70 | 79 | 293 | T43 | 4,033.33 |
| Total | | | | | | | \$10,978.33 |

Nitties, James (71.50)

| Year | 1st | 2nd | 3rd | 4th | Total | Finish | Money |
|--------------|-----|-----|-----|-----|-------|--------|--------------------|
| 2011 | 73 | 71 | 76 | 72 | 292 | T35 | \$5,600.00 |
| 2014 | 66 | 68 | 73 | 73 | 280 | T37 | 4,850.00 |
| Total | | | | | | | \$10,450.00 |

Norlander, Henrik (70.92)

| Year | 1st | 2nd | 3rd | 4th | Total | Finish | Money |
|--------------|-----|-----|-----|-----|-------|--------|--------------------|
| 2013 | 66 | 73 | 75 | 74 | 288 | 65 | \$2,750.00 |
| 2014 | 69 | 71 | 76 | 73 | 289 | 64 | 2,520.00 |
| 2015 | 68 | 71 | 66 | 69 | 274 | T18 | 12,600.00 |
| Total | | | | | | | \$17,870.00 |

O'Hair, Sean (68.50)

| Year | 1st | 2nd | 3rd | 4th | Total | Finish | Money |
|------|-----|-----|-----|-----|-------|--------|-------------|
| 2013 | 70 | 70 | 67 | 67 | 274 | T8 | \$23,333.34 |

O'Hern, Nick (69.25)

| Year | 1st | 2nd | 3rd | 4th | Total | Finish | Money |
|------|-----|-----|-----|-----|-------|--------|------------|
| 2013 | 71 | 67 | 70 | 69 | 277 | T24 | \$8,480.00 |

O'Keefe, Jack (76.00)

| Year | 1st | 2nd | 3rd | 4th | Total | Finish | Money |
|------|-----|-----|-----|-----|-------|--------|------------|
| 1996 | 75 | 73 | 75 | 81 | 304 | T42 | \$1,025.00 |

O'Neal, Tim (71.13)

| Year | 1st | 2nd | 3rd | 4th | Total | Finish | Money |
|--------------|-----|-----|-----|-----|-------|--------|--------------------|
| 2005 | 74 | 74 | 72 | 68 | 288 | T12 | \$11,978.58 |
| 2006 | 69 | 68 | 77 | 67 | 281 | T8 | 22,500.00 |
| Total | | | | | | | \$34,478.58 |

Oberholser, Arron (69.67)

| Year | 1st | 2nd | 3rd | 4th | Total | Finish | Money |
|------|-----|-----|-----|-----|-------|--------|-------------|
| 2002 | 70 | 73 | 66 | | 209 | T5 | \$22,800.00 |

Ogilvie, Joe (73.50)

| Year | 1st | 2nd | 3rd | 4th | Total | Finish | Money |
|--------------|-----|-----|-----|-----|-------|--------|-------------------|
| 1998 | 71 | 75 | 76 | 74 | 296 | T26 | \$2,887.50 |
| 2003 | 72 | 70 | 71 | 79 | 292 | 41 | 3,125.00 |
| Total | | | | | | | \$6,012.50 |

Oh, James (72.50)

| Year | 1st | 2nd | 3rd | 4th | Total | Finish | Money |
|------|-----|-----|-----|-----|-------|--------|------------|
| 2003 | 72 | 74 | 72 | 72 | 290 | T36 | \$3,625.00 |

Oppenheim, Rob (70.63)

| Year | 1st | 2nd | 3rd | 4th | Total | Finish | Money |
|--------------|-----|-----|-----|-----|-------|--------|--------------------|
| 2010 | 69 | 71 | 71 | 73 | 284 | T11 | \$21,200.00 |
| 2011 | 70 | 70 | 78 | 74 | 292 | T35 | 5,600.00 |
| 2012 | 69 | 74 | 70 | 68 | 281 | T28 | 7,200.00 |
| 2015 | 68 | 71 | 67 | 67 | 273 | T12 | 19,000.00 |
| Total | | | | | | | \$53,000.00 |

Ortiz, Carlos (72.00)

| Year | 1st | 2nd | 3rd | 4th | Total | Finish | Money |
|------|-----|-----|-----|-----|-------|--------|-------|
| 2014 | 74 | 70 | | | 144 | CUT | |

Osborn, Garrett (70.13)

| Year | 1st | 2nd | 3rd | 4th | Total | Finish | Money |
|--------------|-----|-----|-----|-----|-------|--------|--------------------|
| 2008 | 66 | 65 | 71 | 69 | 271 | 6 | \$36,000.00 |
| 2009 | 71 | 74 | 78 | 67 | 290 | T50 | 3,525.00 |
| Total | | | | | | | \$39,525.00 |

Ott, Brad (71.50)

| Year | 1st | 2nd | 3rd | 4th | Total | Finish | Money |
|------|-----|-----|-----|-----|-------|--------|------------|
| 2004 | 73 | 68 | 71 | 74 | 286 | T28 | \$4,572.92 |

Individual Player Records

Owen, Greg (70.79)

| Year | 1st | 2nd | 3rd | 4th | Total | Finish | Money |
|--------------|-----|-----|-----|-----|-------|--------|--------------------|
| 2008 | 68 | 70 | 69 | 72 | 279 | T31 | \$6,200.00 |
| 2011 | 71 | 66 | 77 | 74 | 288 | T18 | 13,040.00 |
| 2013 | 72 | 69 | | | 141 | CUT | |
| 2014 | 68 | 71 | 73 | 71 | 283 | T52 | 2,726.67 |
| Total | | | | | | | \$21,966.67 |

Painter, Anthony (73.18)

| Year | 1st | 2nd | 3rd | 4th | Total | Finish | Money |
|--------------|-----|-----|-----|-----|-------|--------|--------------------|
| 1998 | 73 | 78 | 73 | 72 | 296 | T26 | \$2,887.50 |
| 2002 | 75 | 69 | 70 | | 214 | T19 | 7,485.00 |
| 2004 | 72 | 66 | 74 | 83 | 295 | T50 | 2,203.12 |
| Total | | | | | | | \$12,575.62 |

Palmer, Ryan (71.00)

| Year | 1st | 2nd | 3rd | 4th | Total | Finish | Money |
|------|-----|-----|-----|-----|-------|--------|------------|
| 2003 | 76 | 70 | 68 | 70 | 284 | T20 | \$7,583.34 |

Pampling, Rod (70.19)

| Year | 1st | 2nd | 3rd | 4th | Total | Finish | Money |
|--------------|-----|-----|-----|-----|-------|--------|--------------------|
| 2001 | 69 | 74 | 74 | 72 | 289 | T5 | \$21,900.00 |
| 2013 | 70 | 66 | 68 | 73 | 277 | T24 | 8,480.00 |
| 2014 | 71 | 68 | 70 | 73 | 282 | T46 | 2,991.67 |
| 2015 | 70 | 66 | 72 | 67 | 275 | T24 | 8,221.67 |
| Total | | | | | | | \$41,593.34 |

Pappas, Brenden (71.38)

| Year | 1st | 2nd | 3rd | 4th | Total | Finish | Money |
|--------------|-----|-----|-----|-----|-------|--------|--------------------|
| 2001 | 72 | 74 | 70 | 71 | 287 | T2 | \$52,800.00 |
| 2006 | 69 | 70 | 81 | 72 | 292 | T36 | 3,975.00 |
| 2007 | 66 | 66 | 68 | 67 | 267 | T5 | 29,450.00 |
| 2011 | 77 | 71 | 71 | 77 | 296 | T47 | 3,587.50 |
| Total | | | | | | | \$89,812.50 |

Pappas, Deane (73.95)

| Year | 1st | 2nd | 3rd | 4th | Total | Finish | Money |
|--------------|-----|-----|-----|-----|-------|--------|--------------------|
| 1996 | 70 | 75 | 77 | 76 | 298 | T24 | \$2,187.50 |
| 1998 | 76 | 76 | 74 | 74 | 300 | T33 | 1,995.00 |
| 2000 | 73 | 75 | 76 | 72 | 296 | T44 | 2,200.00 |
| 2001 | 72 | 76 | 72 | 73 | 293 | T17 | 8,820.00 |
| 2005 | 75 | 75 | 74 | 68 | 292 | T30 | 4,231.50 |
| Total | | | | | | | \$19,434.00 |

Parel, Scott (71.00)

| Year | 1st | 2nd | 3rd | 4th | Total | Finish | Money |
|--------------|-----|-----|-----|-----|-------|--------|-------------------|
| 2012 | 69 | 77 | 66 | 69 | 281 | T28 | \$7,200.00 |
| 2013 | 74 | 71 | | | 145 | CUT | |
| Total | | | | | | | \$7,200.00 |

Park, Jin (73.50)

| Year | 1st | 2nd | 3rd | 4th | Total | Finish | Money |
|--------------|-----|-----|-----|-----|-------|--------|-------------------|
| 2010 | 72 | 72 | 75 | 78 | 297 | T55 | \$3,200.00 |
| 2013 | 76 | 80 | | | 156 | CUT | |
| 2015 | 67 | 72 | 74 | 69 | 282 | T62 | 2,540.00 |
| Total | | | | | | | \$5,740.00 |

Park, Sung Joon (68.75)

| Year | 1st | 2nd | 3rd | 4th | Total | Finish | Money |
|------|-----|-----|-----|-----|-------|--------|-------------|
| 2014 | 65 | 68 | 71 | 71 | 275 | T11 | \$23,000.00 |

Pate, Alan (74.25)

| Year | 1st | 2nd | 3rd | 4th | Total | Finish | Money |
|------|-----|-----|-----|-----|-------|--------|----------|
| 1993 | 73 | 73 | 76 | 75 | 297 | T39 | \$940.00 |

Pate, Steve (74.75)

| Year | 1st | 2nd | 3rd | 4th | Total | Finish | Money |
|------|-----|-----|-----|-----|-------|--------|------------|
| 2010 | 74 | 77 | 74 | 74 | 299 | 59 | \$3,050.00 |

Patel, Bhavik (71.00)

| Year | 1st | 2nd | 3rd | 4th | Total | Finish | Money |
|------|-----|-----|-----|-----|-------|--------|------------|
| 2013 | 69 | 71 | 70 | 74 | 284 | T54 | \$3,250.00 |

Patton, Chris (76.75)

| Year | 1st | 2nd | 3rd | 4th | Total | Finish | Money |
|------|-----|-----|-----|-----|-------|--------|----------|
| 1993 | 80 | 75 | 81 | 71 | 307 | T49 | \$540.00 |

Paulson, Carl (74.25)

| Year | 1st | 2nd | 3rd | 4th | Total | Finish | Money |
|--------------|-----|-----|-----|-----|-------|--------|-------------------|
| 1997 | 74 | 77 | 72 | 70 | 293 | T19 | \$3,375.00 |
| 1998 | 70 | 75 | 74 | 76 | 295 | T23 | 3,325.00 |
| 1999 | 72 | 75 | 74 | 82 | 303 | 47 | 1,280.00 |
| Total | | | | | | | \$7,980.00 |

Paulson, Dennis (72.75)

| Year | 1st | 2nd | 3rd | 4th | Total | Finish | Money |
|--------------|-----|-----|-----|-----|-------|--------|--------------------|
| 1997 | 74 | 72 | 69 | 76 | 291 | T14 | \$4,380.00 |
| 1998 | 74 | 78 | 67 | 72 | 291 | T9 | 7,735.00 |
| Total | | | | | | | \$12,115.00 |

Pearson, Rick (75.00)

| Year | 1st | 2nd | 3rd | 4th | Total | Finish | Money |
|--------------|-----|-----|-----|-----|-------|--------|-------------------|
| 1993 | 74 | 73 | 81 | 72 | 300 | T43 | \$780.00 |
| 1994 | 75 | 77 | 76 | 72 | 300 | 47 | 720.00 |
| Total | | | | | | | \$1,500.00 |

Peddycord, Chris (73.50)

| Year | 1st | 2nd | 3rd | 4th | Total | Finish | Money |
|------|-----|-----|-----|-----|-------|--------|------------|
| 1993 | 71 | 76 | 71 | 76 | 294 | T30 | \$1,320.00 |

Peoples, David (73.00)

| Year | 1st | 2nd | 3rd | 4th | Total | Finish | Money |
|------|-----|-----|-----|-----|-------|--------|------------|
| 2005 | 73 | 73 | 74 | 72 | 292 | T30 | \$4,231.50 |

Percy, Cameron (69.72)

| Year | 1st | 2nd | 3rd | 4th | Total | Finish | Money |
|--------------|-----|-----|-----|-----|-------|--------|--------------------|
| 2009 | 69 | 65 | 70 | 72 | 276 | T5 | \$38,000.00 |
| 2012 | 72 | 72 | 66 | 68 | 278 | T19 | 12,120.00 |
| 2013 | 70 | 71 | | | 141 | CUT | |
| 2014 | 70 | 70 | 73 | 68 | 281 | T40 | 3,900.00 |
| 2015 | 69 | 71 | 69 | 70 | 279 | T52 | 2,770.00 |
| Total | | | | | | | \$56,790.00 |

Perez, Pat (73.88)

| Year | 1st | 2nd | 3rd | 4th | Total | Finish | Money |
|--------------|-----|-----|-----|-----|-------|--------|-------------------|
| 2000 | 73 | 78 | 71 | 74 | 296 | T44 | \$2,200.00 |
| 2001 | 74 | 73 | 74 | 74 | 295 | T22 | 6,620.00 |
| Total | | | | | | | \$8,820.00 |

Perks, Craig (75.00)

| Year | 1st | 2nd | 3rd | 4th | Total | Finish | Money |
|------|-----|-----|-----|-----|-------|--------|------------|
| 1999 | 76 | 71 | 80 | 73 | 300 | T40 | \$1,680.00 |

Pernice Jr., Tom (75.25)

| Year | 1st | 2nd | 3rd | 4th | Total | Finish | Money |
|------|-----|-----|-----|-----|-------|--------|----------|
| 1995 | 71 | 75 | 78 | 77 | 301 | T45 | \$875.00 |

Perry, Chris (73.00)

| Year | 1st | 2nd | 3rd | 4th | Total | Finish | Money |
|------|-----|-----|-----|-----|-------|--------|------------|
| 1994 | 79 | 70 | 74 | 69 | 292 | T31 | \$1,417.50 |

Persons, Peter (74.75)

| Year | 1st | 2nd | 3rd | 4th | Total | Finish | Money |
|------|-----|-----|-----|-----|-------|--------|------------|
| 1995 | 76 | 77 | 76 | 70 | 299 | T41 | \$1,025.00 |

Peterson, John (69.25)

| Year | 1st | 2nd | 3rd | 4th | Total | Finish | Money |
|--------------|-----|-----|-----|-----|-------|--------|--------------------|
| 2013 | 66 | 71 | 68 | 67 | 272 | T2 | \$66,000.00 |
| 2014 | 70 | 67 | 74 | 71 | 282 | T46 | 2,991.67 |
| Total | | | | | | | \$68,991.67 |

Peterson, Matt (73.60)

| Year | 1st | 2nd | 3rd | 4th | Total | Finish | Money |
|--------------|-----|-----|-----|-----|-------|--------|--------------------|
| 1995 | 76 | 76 | 70 | 70 | 292 | T12 | \$3,850.00 |
| 1996 | 71 | 78 | 70 | 80 | 299 | T28 | 1,800.00 |
| 1999 | 74 | 73 | 74 | 76 | 297 | T32 | 2,400.00 |
| 2000 | 73 | 71 | 67 | 71 | 282 | 8 | 17,050.00 |
| 2001 | 76 | 79 | 69 | 78 | 302 | T37 | 3,480.00 |
| Total | | | | | | | \$28,580.00 |

Petersen, Scott (73.13)

| Year | 1st | 2nd | 3rd | 4th | Total | Finish | Money |
|--------------|-----|-----|-----|-----|-------|--------|-------------------|
| 2004 | 68 | 71 | 75 | 75 | 289 | T37 | \$3,250.00 |
| 2005 | 73 | 70 | 79 | 74 | 296 | T43 | 2,613.00 |
| Total | | | | | | | \$5,863.00 |

Individual Player Records

Petrovic, Tim (71.18)

| Year | 1st | 2nd | 3rd | 4th | Total | Finish | Money |
|--------------|-----|-----|-----|-----|-------|--------|--------------------|
| 2001 | 70 | 76 | 71 | 73 | 290 | T8 | \$16,800.00 |
| 2013 | 69 | 70 | 68 | 68 | 275 | T17 | 14,000.00 |
| 2014 | 72 | | | | 72 | W/D | |
| 2015 | 71 | 75 | | | 146 | CUT | |
| Total | | | | | | | \$30,800.00 |

Pettitt, Jr., Philip (72.00)

| Year | 1st | 2nd | 3rd | 4th | Total | Finish | Money |
|--------------|-----|-----|-----|-----|-------|--------|-------------------|
| 2012 | 66 | 76 | 72 | 71 | 285 | T42 | \$4,060.00 |
| 2013 | 74 | 73 | | | 147 | CUT | |
| Total | | | | | | | \$4,060.00 |

Philo, Jr., Ron (76.25)

| Year | 1st | 2nd | 3rd | 4th | Total | Finish | Money |
|------|-----|-----|-----|-----|-------|--------|----------|
| 1994 | 75 | 74 | 78 | 78 | 305 | T48 | \$652.50 |

Piercy, Scott (69.75)

| Year | 1st | 2nd | 3rd | 4th | Total | Finish | Money |
|------|-----|-----|-----|-----|-------|--------|------------|
| 2008 | 69 | 67 | 70 | 73 | 279 | T31 | \$6,200.00 |

Piller, Martin (71.21)

| Year | 1st | 2nd | 3rd | 4th | Total | Finish | Money |
|--------------|-----|-----|-----|-----|-------|--------|--------------------|
| 2009 | 71 | 72 | 71 | 69 | 283 | T23 | \$9,350.00 |
| 2010 | 72 | 76 | 72 | 72 | 292 | T38 | 4,800.00 |
| 2014 | 72 | 74 | | | 146 | CUT | |
| 2015 | 69 | 66 | 68 | 73 | 276 | T30 | 6,360.00 |
| Total | | | | | | | \$20,510.00 |

Pinckney, Scott (69.00)

| Year | 1st | 2nd | 3rd | 4th | Total | Finish | Money |
|------|-----|-----|-----|-----|-------|--------|-------------|
| 2014 | 65 | 75 | 65 | 71 | 276 | T14 | \$16,000.00 |

Points, D.A. (71.04)

| Year | 1st | 2nd | 3rd | 4th | Total | Finish | Money |
|--------------|-----|-----|-----|-----|-------|--------|--------------------|
| 2001 | 75 | 79 | 76 | 72 | 302 | T37 | \$3,480.00 |
| 2003 | 73 | 72 | 69 | 77 | 291 | T39 | 3,312.50 |
| 2004 | 70 | 69 | 71 | 72 | 282 | T18 | 8,750.00 |
| 2007 | 71 | 66 | 67 | 69 | 273 | T21 | 7,410.93 |
| 2008 | 72 | 68 | 70 | 70 | 280 | 36 | 5,600.00 |
| 2015 | 69 | 66 | 72 | 70 | 277 | T35 | 4,762.50 |
| Total | | | | | | | \$33,315.93 |

Porter, Bill (74.33)

| Year | 1st | 2nd | 3rd | 4th | Total | Finish | Money |
|--------------|-----|-----|-----|-----|-------|--------|-------------------|
| 1993 | 77 | 74 | 74 | 75 | 300 | T43 | \$780.00 |
| 1994 | 72 | 76 | 67 | 71 | 286 | T16 | 2,955.00 |
| 1996 | 79 | 70 | 81 | 76 | 306 | 45 | 900.00 |
| Total | | | | | | | \$4,635.00 |

Porter, Ewan (74.00)

| Year | 1st | 2nd | 3rd | 4th | Total | Finish | Money |
|--------------|-----|-----|-----|-----|-------|--------|-------------------|
| 2008 | 73 | | | | 73 | DQ | |
| 2010 | 74 | 76 | 76 | 71 | 297 | T55 | \$3,200.00 |
| Total | | | | | | | \$3,200.00 |

Porter, Lee (71.38)

| Year | 1st | 2nd | 3rd | 4th | Total | Finish | Money |
|--------------|-----|-----|-----|-----|-------|--------|--------------------|
| 1996 | 70 | 71 | 72 | 73 | 286 | T3 | \$18,750.00 |
| 2000 | 68 | 73 | 74 | 70 | 285 | T13 | 10,312.50 |
| Total | | | | | | | \$29,062.50 |

Postlewait, Dennis (73.75)

| Year | 1st | 2nd | 3rd | 4th | Total | Finish | Money |
|------|-----|-----|-----|-----|-------|--------|------------|
| 1994 | 73 | 77 | 71 | 74 | 295 | T38 | \$1,080.00 |

Potter, Jr., Ted (71.50)

| Year | 1st | 2nd | 3rd | 4th | Total | Finish | Money |
|------|-----|-----|-----|-----|-------|--------|-------------|
| 2011 | 67 | 72 | 75 | 72 | 286 | T12 | \$19,600.00 |

Power, Seamus (70.50)

| Year | 1st | 2nd | 3rd | 4th | Total | Finish | Money |
|------|-----|-----|-----|-----|-------|--------|-------|
| 2015 | 72 | 69 | | | 141 | CUT | |

Presnell, Alistair (71.80)

| Year | 1st | 2nd | 3rd | 4th | Total | Finish | Money |
|--------------|-----|-----|-----|-----|-------|--------|--------------------|
| 2009 | 70 | 69 | 73 | 69 | 281 | T19 | \$13,500.00 |
| 2010 | 71 | 74 | 75 | 76 | 296 | T52 | 3,350.00 |
| 2011 | 72 | 70 | 71 | 72 | 285 | T8 | 28,000.00 |
| 2012 | 71 | 72 | 74 | 72 | 289 | T55 | 3,225.00 |
| 2013 | 69 | 75 | | | 144 | CUT | |
| 2014 | 71 | 70 | | | 141 | CUT | |
| Total | | | | | | | \$48,075.00 |

Price, Aron (70.78)

| Year | 1st | 2nd | 3rd | 4th | Total | Finish | Money |
|--------------|-----|-----|-----|-----|-------|--------|--------------------|
| 2006 | 73 | 76 | 76 | 70 | 295 | T46 | \$2,775.00 |
| 2007 | 68 | 70 | 67 | 77 | 282 | 55 | 2,635.00 |
| 2008 | 70 | 70 | 70 | 65 | 275 | T16 | 15,000.00 |
| 2013 | 69 | 65 | 72 | 73 | 279 | T32 | 5,600.00 |
| 2014 | 72 | 71 | | | 143 | CUT | |
| Total | | | | | | | \$26,010.00 |

Price, Rick (71.25)

| Year | 1st | 2nd | 3rd | 4th | Total | Finish | Money |
|--------------|-----|-----|-----|-----|-------|--------|--------------------|
| 2004 | 75 | 70 | 72 | 75 | 292 | T45 | \$2,468.75 |
| 2005 | 68 | 73 | 74 | 75 | 290 | T24 | 5,703.75 |
| 2007 | 72 | 66 | 67 | 70 | 275 | T34 | 4,650.00 |
| 2008 | 68 | 73 | 68 | 74 | 283 | T46 | 3,662.50 |
| Total | | | | | | | \$16,485.00 |

Price, Terry (76.50)

| Year | 1st | 2nd | 3rd | 4th | Total | Finish | Money |
|------|-----|-----|-----|-----|-------|--------|----------|
| 1997 | 76 | 74 | 77 | 79 | 306 | 49 | \$840.00 |

Pride, Dicky (71.88)

| Year | 1st | 2nd | 3rd | 4th | Total | Finish | Money |
|--------------|-----|-----|-----|-----|-------|--------|--------------------|
| 2005 | 71 | 79 | 69 | 75 | 294 | T40 | \$3,055.00 |
| 2010 | 73 | 70 | 70 | 73 | 286 | T21 | 11,200.00 |
| 2013 | 66 | 74 | 70 | 70 | 280 | T41 | 4,220.00 |
| 2014 | 72 | 69 | | | 141 | CUT | |
| 2015 | 73 | 76 | | | 149 | CUT | |
| Total | | | | | | | \$18,475.00 |

Prugh, Alex (70.00)

| Year | 1st | 2nd | 3rd | 4th | Total | Finish | Money |
|--------------|-----|-----|-----|-----|-------|--------|--------------------|
| 2008 | 71 | 67 | 70 | 67 | 275 | T16 | \$15,000.00 |
| 2009 | 74 | 68 | 70 | 73 | 285 | T31 | 6,200.00 |
| 2013 | 73 | 66 | 70 | 76 | 285 | T57 | 3,050.00 |
| 2014 | 70 | 69 | 68 | 69 | 276 | T14 | 16,000.00 |
| 2015 | 68 | 69 | 72 | 70 | 279 | T52 | 2,770.00 |
| Total | | | | | | | \$43,020.00 |

Purdy, Ted (75.25)

| Year | 1st | 2nd | 3rd | 4th | Total | Finish | Money |
|------|-----|-----|-----|-----|-------|--------|------------|
| 2003 | 73 | 74 | 76 | 78 | 301 | T51 | \$2,156.25 |

Putnam, Andrew (69.67)

| Year | 1st | 2nd | 3rd | 4th | Total | Finish | Money |
|--------------|-----|-----|-----|-----|-------|--------|--------------------|
| 2013 | 68 | 67 | 67 | 75 | 277 | T24 | \$8,480.00 |
| 2014 | 67 | 69 | 72 | 77 | 285 | 60 | 2,600.00 |
| 2015 | 67 | 69 | 68 | 70 | 274 | T18 | 12,600.00 |
| Total | | | | | | | \$23,680.00 |

Putnam, Michael (71.64)

| Year | 1st | 2nd | 3rd | 4th | Total | Finish | Money |
|--------------|-----|-----|-----|-----|-------|--------|--------------------|
| 2006 | 72 | 72 | 75 | 77 | 296 | T49 | \$2,606.25 |
| 2008 | 71 | 72 | 71 | 70 | 284 | T50 | 3,475.00 |
| 2010 | 71 | 75 | 73 | 73 | 292 | T38 | 4,800.00 |
| 2012 | 65 | 72 | 67 | 73 | 277 | T13 | 17,666.66 |
| 2013 | 68 | 71 | 73 | 74 | 286 | T62 | 2,875.00 |
| 2015 | 72 | 69 | | | 141 | CUT | |
| Total | | | | | | | \$31,422.91 |

Quigley, Brett (72.38)

| Year | 1st | 2nd | 3rd | 4th | Total | Finish | Money |
|--------------|-----|-----|-----|-----|-------|--------|--------------------|
| 1996 | 69 | 77 | 72 | 71 | 289 | T8 | \$8,125.00 |
| 2001 | 73 | 74 | 72 | 71 | 290 | T8 | 16,800.00 |
| Total | | | | | | | \$24,925.00 |

Individual Player Records

Quinn, Fran (71.44)

| Year | 1st | 2nd | 3rd | 4th | Total | Finish | Money |
|--------------|-----|-----|-----|-----|-------|--------|--------------------|
| 1999 | 70 | 73 | 73 | 75 | 291 | T16 | \$5,253.33 |
| 2000 | 73 | 69 | 71 | 74 | 287 | T21 | 5,962.00 |
| 2008 | 71 | 68 | 68 | 69 | 276 | T21 | 10,800.00 |
| 2009 | 73 | 67 | 75 | 74 | 289 | T46 | 3,750.00 |
| Total | | | | | | | \$25,765.33 |

Quinney, Jeff (73.88)

| Year | 1st | 2nd | 3rd | 4th | Total | Finish | Money |
|--------------|-----|-----|-----|-----|-------|--------|-------------------|
| 2004 | 74 | 73 | 78 | 77 | 302 | T55 | \$2,046.88 |
| 2006 | 73 | 68 | 79 | 69 | 289 | T27 | 5,850.00 |
| Total | | | | | | | \$7,896.88 |

Randolph, Jonathan (70.50)

| Year | 1st | 2nd | 3rd | 4th | Total | Finish | Money |
|--------------|-----|-----|-----|-----|-------|--------|-------------------|
| 2014 | 69 | 71 | 71 | 71 | 282 | T46 | \$2,991.67 |
| 2015 | 70 | 71 | | | 141 | CUT | |
| Total | | | | | | | \$2,991.67 |

Raulerson, Charles (73.36)

| Year | 1st | 2nd | 3rd | 4th | Total | Finish | Money |
|--------------|-----|-----|-----|-----|-------|--------|--------------------|
| 1998 | 71 | 77 | 72 | 77 | 297 | T8 | \$2,660.00 |
| 2001 | 73 | 77 | 73 | 70 | 293 | T17 | 8,820.00 |
| 2002 | 70 | 75 | 72 | | 217 | T33 | 3,990.00 |
| Total | | | | | | | \$15,470.00 |

Reavie, Chez (68.00)

| Year | 1st | 2nd | 3rd | 4th | Total | Finish | Money |
|--------------|-----|-----|-----|-----|-------|--------|---------------------|
| 2007 | 67 | 67 | 68 | 69 | 271 | T14 | \$13,950.00 |
| 2014 | 70 | 67 | 70 | 71 | 278 | T25 | 7,771.66 |
| 2015 | 67 | 65 | 67 | 68 | 267 | 2 | 108,000.00 |
| Total | | | | | | | \$129,721.66 |

Reese, Don (72.88)

| Year | 1st | 2nd | 3rd | 4th | Total | Finish | Money |
|--------------|-----|-----|-----|-----|-------|--------|--------------------|
| 1998 | 70 | 76 | 72 | 73 | 291 | T9 | \$7,735.00 |
| 1999 | 72 | 72 | 76 | 72 | 292 | T19 | 4,600.00 |
| 2000 | 80 | 70 | 70 | 70 | 290 | T30 | 4,207.50 |
| 2001 | 68 | 81 | 74 | 70 | 293 | T17 | 8,820.00 |
| Total | | | | | | | \$25,362.50 |

Reifers, Kyle (71.25)

| Year | 1st | 2nd | 3rd | 4th | Total | Finish | Money |
|--------------|-----|-----|-----|-----|-------|--------|--------------------|
| 2006 | 69 | 70 | 79 | 73 | 291 | T30 | \$4,725.00 |
| 2008 | 72 | 64 | 65 | 73 | 274 | T11 | 21,200.00 |
| 2009 | 74 | 71 | 72 | 68 | 285 | T31 | 6,200.00 |
| 2011 | 70 | 70 | 79 | 75 | 294 | T43 | 4,100.00 |
| 2014 | 68 | 71 | 69 | 73 | 281 | T40 | 3,900.00 |
| Total | | | | | | | \$40,125.00 |

Renner, Jim (71.25)

| Year | 1st | 2nd | 3rd | 4th | Total | Finish | Money |
|--------------|-----|-----|-----|-----|-------|--------|-------------------|
| 2012 | 68 | 74 | 72 | 76 | 290 | 57 | \$3,150.00 |
| 2013 | 69 | 70 | 71 | 70 | 280 | T41 | 4,220.00 |
| Total | | | | | | | \$7,370.00 |

Ridings, Tag (69.87)

| Year | 1st | 2nd | 3rd | 4th | Total | Finish | Money |
|--------------|-----|-----|-----|-----|-------|--------|--------------------|
| 2002 | 70 | 72 | 70 | | 212 | T13 | \$11,430.00 |
| 2010 | 69 | 72 | 68 | 73 | 282 | T7 | 31,166.66 |
| 2012 | 65 | 73 | 69 | 71 | 278 | T19 | 12,120.00 |
| 2013 | 71 | 68 | 68 | 71 | 278 | T29 | 6,866.67 |
| 2014 | 71 | 67 | 70 | 73 | 281 | T40 | 3,900.00 |
| 2015 | 70 | 68 | 70 | 68 | 276 | T30 | 6,360.00 |
| Total | | | | | | | \$71,843.33 |

Riegger, John (71.00)

| Year | 1st | 2nd | 3rd | 4th | Total | Finish | Money |
|--------------|-----|-----|-----|-----|-------|--------|--------------------|
| 1999 | 74 | 72 | 70 | 72 | 288 | T8 | \$13,000.00 |
| 2000 | 72 | 69 | 69 | 70 | 280 | T3 | 31,900.00 |
| 2007 | 70 | 68 | 71 | 69 | 278 | T44 | 3,083.40 |
| 2010 | 69 | 73 | 72 | 76 | 290 | T31 | 6,500.00 |
| Total | | | | | | | \$54,483.40 |

Riley, Chris (73.75)

| Year | 1st | 2nd | 3rd | 4th | Total | Finish | Money |
|------|-----|-----|-----|-----|-------|--------|------------|
| 1998 | 72 | 75 | 73 | 75 | 295 | T23 | \$3,325.00 |

Rinker, Lee (70.88)

| Year | 1st | 2nd | 3rd | 4th | Total | Finish | Money |
|--------------|-----|-----|-----|-----|-------|--------|--------------------|
| 1994 | 69 | 70 | 69 | 70 | 278 | T2 | \$19,762.50 |
| 2000 | 69 | 77 | 74 | 69 | 289 | T28 | 4,620.00 |
| Total | | | | | | | \$24,382.50 |

Rintoul, Steve (71.25)

| Year | 1st | 2nd | 3rd | 4th | Total | Finish | Money |
|------|-----|-----|-----|-----|-------|--------|------------|
| 1993 | 71 | 71 | 70 | 73 | 285 | T7 | \$7,000.00 |

Risdon, Dustin (69.75)

| Year | 1st | 2nd | 3rd | 4th | Total | Finish | Money |
|------|-----|-----|-----|-----|-------|--------|-------------|
| 2009 | 70 | 72 | 70 | 67 | 279 | T12 | \$22,000.00 |

Roach, Wes (70.50)

| Year | 1st | 2nd | 3rd | 4th | Total | Finish | Money |
|--------------|-----|-----|-----|-----|-------|--------|-------------------|
| 2013 | 73 | 71 | | | 144 | CUT | |
| 2014 | 69 | 66 | 72 | 72 | 279 | T31 | \$5,975.00 |
| 2015 | 69 | 72 | | | 141 | CUT | |
| Total | | | | | | | \$5,975.00 |

Rocha, Alexandre (71.50)

| Year | 1st | 2nd | 3rd | 4th | Total | Finish | Money |
|------|-----|-----|-----|-----|-------|--------|------------|
| 2013 | 72 | 66 | 78 | 70 | 286 | T62 | \$2,875.00 |

Rodgers, Patrick (72.00)

| Year | 1st | 2nd | 3rd | 4th | Total | Finish | Money |
|------|-----|-----|-----|-----|-------|--------|-------|
| 2014 | 72 | 72 | | | 144 | CUT | |

Rollins, John (70.63)

| Year | 1st | 2nd | 3rd | 4th | Total | Finish | Money |
|--------------|-----|-----|-----|-----|-------|--------|--------------------|
| 2001 | 75 | 74 | 74 | 67 | 290 | T8 | \$16,800.00 |
| 2014 | 70 | 68 | 68 | 69 | 275 | T11 | 23,000.00 |
| 2015 | 75 | 72 | | | 147 | CUT | |
| Total | | | | | | | \$39,800.00 |

Romero, Andres (68.75)

| Year | 1st | 2nd | 3rd | 4th | Total | Finish | Money |
|------|-----|-----|-----|-----|-------|--------|------------|
| 2015 | 68 | 69 | 66 | 72 | 275 | T24 | \$8,221.66 |

Rose, Clarence (73.25)

| Year | 1st | 2nd | 3rd | 4th | Total | Finish | Money |
|------|-----|-----|-----|-----|-------|--------|------------|
| 1995 | 69 | 73 | 79 | 72 | 293 | T18 | \$3,000.00 |

Rousey, Nick (73.00)

| Year | 1st | 2nd | 3rd | 4th | Total | Finish | Money |
|------|-----|-----|-----|-----|-------|--------|-------|
| 2013 | 75 | 71 | | | 146 | CUT | |

Royer III, Hugh (73.00)

| Year | 1st | 2nd | 3rd | 4th | Total | Finish | Money |
|--------------|-----|-----|-----|-----|-------|--------|--------------------|
| 1993 | 75 | 70 | 74 | 76 | 295 | T32 | \$1,180.00 |
| 1995 | 70 | 72 | 71 | 76 | 289 | T7 | 9,375.00 |
| Total | | | | | | | \$10,555.00 |

Rummells, Dave (76.00)

| Year | 1st | 2nd | 3rd | 4th | Total | Finish | Money |
|------|-----|-----|-----|-----|-------|--------|------------|
| 1996 | 73 | 75 | 77 | 79 | 304 | T42 | \$1,025.00 |

Runge, Steve (72.75)

| Year | 1st | 2nd | 3rd | 4th | Total | Finish | Money |
|------|-----|-----|-----|-----|-------|--------|------------|
| 2000 | 75 | 72 | 70 | 74 | 291 | T32 | \$3,795.00 |

Rusnak, Gary (74.42)

| Year | 1st | 2nd | 3rd | 4th | Total | Finish | Money |
|--------------|-----|-----|-----|-----|-------|--------|-------------------|
| 1993 | 78 | 76 | 68 | 79 | 301 | 45 | \$720.00 |
| 1994 | 73 | 76 | 75 | 73 | 297 | T41 | 967.50 |
| 1995 | 72 | 71 | 77 | 75 | 295 | T24 | 2,130.00 |
| Total | | | | | | | \$3,817.50 |

Rutledge, Jim (71.00)

| Year | 1st | 2nd | 3rd | 4th | Total | Finish | Money |
|------|-----|-----|-----|-----|-------|--------|-------------|
| 2006 | 72 | 73 | 71 | 68 | 284 | T14 | \$13,125.00 |

Rymer, Charlie (73.50)

| Year | 1st | 2nd | 3rd | 4th | Total | Finish | Money |
|------|-----|-----|-----|-----|-------|--------|------------|
| 1994 | 74 | 72 | 78 | 70 | 294 | T36 | \$1,192.50 |

Individual Player Records

Sainz Jr, Carlos (69.75)

| Year | 1st | 2nd | 3rd | 4th | Total | Finish | Money |
|------|-----|-----|-----|-----|-------|--------|------------|
| 2014 | 70 | 70 | 68 | 71 | 279 | T31 | \$5,975.00 |

Sanders, Andy (73.00)

| Year | 1st | 2nd | 3rd | 4th | Total | Finish | Money |
|------|-----|-----|-----|-----|-------|--------|------------|
| 2002 | 70 | 77 | 72 | | 219 | 39 | \$3,240.00 |

Sauers, Gene (76.25)

| Year | 1st | 2nd | 3rd | 4th | Total | Finish | Money |
|------|-----|-----|-----|-----|-------|--------|------------|
| 1998 | 72 | 79 | 75 | 79 | 305 | T42 | \$1,400.00 |

Saunders, Sam (68.25)

| Year | 1st | 2nd | 3rd | 4th | Total | Finish | Money |
|--------------|-----|-----|-----|-----|-------|--------|---------------------|
| 2012 | 71 | 69 | 68 | 69 | 277 | T13 | \$17,666.67 |
| 2014 | 69 | 68 | 70 | 67 | 274 | T7 | 30,125.00 |
| 2015 | 64 | 69 | 68 | 67 | 268 | 3 | 68,000.00 |
| Total | | | | | | | \$115,791.67 |

Scherrer, Tom (72.48)

| Year | 1st | 2nd | 3rd | 4th | Total | Finish | Money |
|--------------|-----|-----|-----|-----|-------|--------|--------------------|
| 1994 | 76 | 70 | 75 | 65 | 286 | T16 | \$2,955.00 |
| 1995 | 76 | 74 | 78 | 70 | 298 | T36 | 1,250.00 |
| 1997 | 74 | 76 | 72 | 79 | 301 | T40 | 1,350.00 |
| 1998 | 71 | 74 | 70 | 77 | 292 | T14 | 4,858.00 |
| 2004 | 74 | 74 | 76 | | 224 | W/D | |
| 2005 | 70 | 77 | 74 | 69 | 290 | T24 | 5,703.75 |
| 2007 | 66 | 65 | 67 | 68 | 266 | T3 | 44,950.00 |
| Total | | | | | | | \$61,066.75 |

Schuchart, Mike (73.13)

| Year | 1st | 2nd | 3rd | 4th | Total | Finish | Money |
|--------------|-----|-----|-----|-----|-------|--------|--------------------|
| 1994 | 69 | 67 | 68 | 73 | 277 | 1 | \$40,500.00 |
| 1995 | 76 | 71 | 79 | 82 | 308 | 50 | 650.00 |
| Total | | | | | | | \$41,150.00 |

Schultz, Dave (72.75)

| Year | 1st | 2nd | 3rd | 4th | Total | Finish | Money |
|------|-----|-----|-----|-----|-------|--------|------------|
| 2009 | 74 | 73 | 71 | 73 | 291 | 52 | \$3,450.00 |

Schultz, Jason (71.00)

| Year | 1st | 2nd | 3rd | 4th | Total | Finish | Money |
|--------------|-----|-----|-----|-----|-------|--------|--------------------|
| 2004 | 68 | 71 | 72 | 68 | 279 | T10 | \$15,625.00 |
| 2005 | 70 | 72 | 76 | 71 | 289 | T19 | 7,878.00 |
| Total | | | | | | | \$23,503.00 |

Scott, Richard (72.25)

| Year | 1st | 2nd | 3rd | 4th | Total | Finish | Money |
|------|-----|-----|-----|-----|-------|--------|------------|
| 2012 | 72 | 74 | 74 | 69 | 289 | T55 | \$3,225.00 |

Shaw, Tom (73.38)

| Year | 1st | 2nd | 3rd | 4th | Total | Finish | Money |
|--------------|-----|-----|-----|-----|-------|--------|--------------------|
| 1996 | 71 | 72 | 81 | 76 | 300 | 31 | \$1,600.00 |
| 1997 | 72 | 72 | 71 | 72 | 287 | T5 | 13,125.00 |
| Total | | | | | | | \$14,725.00 |

Sheehan, Patrick (71.55)

| Year | 1st | 2nd | 3rd | 4th | Total | Finish | Money |
|--------------|-----|-----|-----|-----|-------|--------|--------------------|
| 2002 | 74 | 76 | 75 | | 225 | T48 | \$2,310.00 |
| 2007 | 68 | 68 | 71 | 68 | 275 | T34 | 4,650.00 |
| 2009 | 69 | 71 | 76 | 71 | 287 | T39 | 4,900.00 |
| Total | | | | | | | \$11,860.00 |

Short, Jr., Wes (69.50)

| Year | 1st | 2nd | 3rd | 4th | Total | Finish | Money |
|------|-----|-----|-----|-----|-------|--------|-------------|
| 2003 | 70 | 68 | 67 | 73 | 278 | T8 | \$17,500.00 |

Siem, Marcel (70.60)

| Year | 1st | 2nd | 3rd | 4th | Total | Finish | Money |
|------|-----|-----|-----|-----|-------|--------|-------|
| 2013 | 68 | 74 | | | 142 | CUT | |
| 2015 | 69 | 69 | 73 | | 211 | W/D | |

Silveira, Larry (74.75)

| Year | 1st | 2nd | 3rd | 4th | Total | Finish | Money |
|--------------|-----|-----|-----|-----|-------|--------|-------------------|
| 1993 | 75 | 75 | 75 | 71 | 296 | T36 | \$1,040.00 |
| 1995 | 76 | 79 | 77 | 71 | 303 | 47 | 800.00 |
| 1996 | 72 | 78 | 76 | 72 | 298 | T24 | 2,187.50 |
| Total | | | | | | | \$4,027.50 |

Sim, Michael (70.63)

| Year | 1st | 2nd | 3rd | 4th | Total | Finish | Money |
|--------------|-----|-----|-----|-----|-------|--------|---------------------|
| 2006 | 72 | 74 | 74 | 75 | 295 | T46 | \$2,775.00 |
| 2009 | 64 | 70 | 67 | 69 | 270 | 2 | 108,000.00 |
| Total | | | | | | | \$110,775.00 |

Simpson, Tim (73.25)

| Year | 1st | 2nd | 3rd | 4th | Total | Finish | Money |
|------|-----|-----|-----|-----|-------|--------|------------|
| 1995 | 71 | 71 | 78 | 73 | 293 | T18 | \$3,000.00 |

Simpson, Webb (68.50)

| Year | 1st | 2nd | 3rd | 4th | Total | Finish | Money |
|------|-----|-----|-----|-----|-------|--------|-------------|
| 2008 | 70 | 73 | 67 | 64 | 274 | T11 | \$21,200.00 |

Sisk, Geoffrey (76.38)

| Year | 1st | 2nd | 3rd | 4th | Total | Finish | Money |
|--------------|-----|-----|-----|-----|-------|--------|-------------------|
| 1998 | 81 | 81 | 78 | 75 | 315 | T46 | \$1,155.00 |
| 2010 | 75 | 74 | 75 | 72 | 296 | T52 | 3,350.00 |
| Total | | | | | | | \$4,505.00 |

Skinner, Sonny (74.00)

| Year | 1st | 2nd | 3rd | 4th | Total | Finish | Money |
|--------------|-----|-----|-----|-----|-------|--------|-------------------|
| 1993 | 74 | 74 | 70 | 73 | 291 | T24 | \$1,800.00 |
| 1994 | 75 | 70 | 75 | 78 | 298 | T43 | 832.50 |
| 2000 | 72 | 74 | 73 | 77 | 296 | T44 | 2,200.00 |
| 2001 | 73 | 79 | 74 | 73 | 299 | T32 | 4,290.00 |
| Total | | | | | | | \$9,122.50 |

Sloan, Roger (72.25)

| Year | 1st | 2nd | 3rd | 4th | Total | Finish | Money |
|------|-----|-----|-----|-----|-------|--------|-------|
| 2014 | 75 | 72 | | | 147 | CUT | |
| 2015 | 69 | 73 | | | 142 | CUT | |

Slocum, Heath (71.00)

| Year | 1st | 2nd | 3rd | 4th | Total | Finish | Money |
|--------------|-----|-----|-----|-----|-------|--------|--------------------|
| 2001 | 76 | 78 | 77 | 74 | 305 | 45 | \$2,580.00 |
| 2013 | 68 | 70 | 70 | 67 | 275 | T17 | 14,000.00 |
| 2014 | 67 | 70 | 67 | 68 | 272 | T4 | 44,000.00 |
| Total | | | | | | | \$60,580.00 |

Small, Mike (73.00)

| Year | 1st | 2nd | 3rd | 4th | Total | Finish | Money |
|------|-----|-----|-----|-----|-------|--------|------------|
| 1997 | 74 | 71 | 73 | 74 | 292 | T17 | \$3,840.00 |

Smith, Byron (69.67)

| Year | 1st | 2nd | 3rd | 4th | Total | Finish | Money |
|--------------|-----|-----|-----|-----|-------|--------|--------------------|
| 2013 | 67 | 70 | 69 | 68 | 274 | T8 | \$23,333.33 |
| 2014 | 77 | 67 | | | 144 | CUT | |
| Total | | | | | | | \$23,333.33 |

Smith, Chris (71.67)

| Year | 1st | 2nd | 3rd | 4th | Total | Finish | Money |
|--------------|-----|-----|-----|-----|-------|--------|--------------------|
| 1995 | 74 | 78 | 78 | 68 | 298 | T36 | \$1,250.00 |
| 1997 | 73 | 70 | 71 | 68 | 282 | 2 | 34,050.00 |
| 2000 | 72 | 72 | 67 | 75 | 286 | T17 | 7,975.00 |
| 2008 | 74 | 71 | 65 | 72 | 282 | T42 | 4,125.00 |
| 2015 | 68 | 74 | | | 142 | CUT | |
| Total | | | | | | | \$47,400.00 |

Smith, Jerry (71.63)

| Year | 1st | 2nd | 3rd | 4th | Total | Finish | Money |
|--------------|-----|-----|-----|-----|-------|--------|--------------------|
| 1999 | 71 | 72 | 76 | 74 | 293 | 22 | \$4,200.00 |
| 2005 | 73 | 72 | 66 | 69 | 280 | 3 | 44,200.00 |
| Total | | | | | | | \$48,400.00 |

Smith, Nate (72.75)

| Year | 1st | 2nd | 3rd | 4th | Total | Finish | Money |
|------|-----|-----|-----|-----|-------|--------|------------|
| 2010 | 73 | 75 | 72 | 71 | 291 | T33 | \$5,800.00 |

Smith, Taylor (73.25)

| Year | 1st | 2nd | 3rd | 4th | Total | Finish | Money |
|------|-----|-----|-----|-----|-------|--------|------------|
| 1993 | 72 | 72 | 74 | 75 | 293 | T28 | \$1,480.00 |

Smock, Brian (71.33)

| Year | 1st | 2nd | 3rd | 4th | Total | Finish | Money |
|--------------|-----|-----|-----|-----|-------|--------|--------------------|
| 2009 | 72 | 70 | 68 | 70 | 280 | T14 | \$17,000.00 |
| 2010 | 71 | 72 | 70 | 68 | 281 | T5 | 38,000.00 |
| 2011 | 73 | 70 | 75 | 77 | 295 | T45 | 3,850.00 |
| Total | | | | | | | \$58,850.00 |

Individual Player Records

Snedeker, Brandt (71.00)

| Year | 1st | 2nd | 3rd | 4th | Total | Finish | Money |
|--------------|-----|-----|-----|-----|-------|--------|--------------------|
| 2004 | 73 | 70 | 68 | 67 | 278 | T5 | \$21,187.50 |
| 2005 | 72 | 74 | 71 | 72 | 289 | T19 | 7,878.00 |
| 2006 | 68 | 68 | 75 | 74 | 285 | T18 | 10,500.00 |
| Total | | | | | | | \$39,565.50 |

Snyder III, Joey (78.75)

| Year | 1st | 2nd | 3rd | 4th | Total | Finish | Money |
|------|-----|-----|-----|-----|-------|--------|------------|
| 1998 | 76 | 84 | 80 | 75 | 315 | T46 | \$1,155.00 |

Spears, Ryan (70.00)

| Year | 1st | 2nd | 3rd | 4th | Total | Finish | Money |
|--------------|-----|-----|-----|-----|-------|--------|-------------------|
| 2013 | 69 | 70 | 71 | 70 | 280 | T41 | \$4,220.00 |
| 2015 | 73 | 71 | | | 144 | CUT | |
| Total | | | | | | | \$4,220.00 |

Sposa, Mike (72.75)

| Year | 1st | 2nd | 3rd | 4th | Total | Finish | Money |
|--------------|-----|-----|-----|-----|-------|--------|--------------------|
| 1994 | 76 | 76 | 71 | 67 | 290 | T23 | \$2,081.25 |
| 1995 | 71 | 70 | 76 | 75 | 292 | T12 | 3,850.00 |
| 1998 | 77 | 71 | 74 | 69 | 291 | T9 | 7,735.00 |
| Total | | | | | | | \$13,666.25 |

Stadler, Kevin (69.50)

| Year | 1st | 2nd | 3rd | 4th | Total | Finish | Money |
|------|-----|-----|-----|-----|-------|--------|-------------|
| 2004 | 68 | 67 | 70 | 73 | 278 | T5 | \$21,187.50 |

Stallings, Scott (72.75)

| Year | 1st | 2nd | 3rd | 4th | Total | Finish | Money |
|------|-----|-----|-----|-----|-------|--------|------------|
| 2010 | 76 | 71 | 76 | 68 | 291 | T33 | \$5,800.00 |

Stanley, Kyle (71.10)

| Year | 1st | 2nd | 3rd | 4th | Total | Finish | Money |
|--------------|-----|-----|-----|-----|-------|--------|--------------------|
| 2010 | 78 | 77 | 72 | 70 | 297 | T55 | \$3,200.00 |
| 2014 | 74 | 70 | | | 144 | CUT | |
| 2015 | 66 | 69 | 67 | 68 | 270 | T5 | 35,125.00 |
| Total | | | | | | | \$38,325.00 |

Staten, B.J. (72.06)

| Year | 1st | 2nd | 3rd | 4th | Total | Finish | Money |
|--------------|-----|-----|-----|-----|-------|--------|--------------------|
| 2007 | 65 | 66 | 69 | 69 | 269 | T8 | \$21,700.00 |
| 2010 | 75 | 71 | 74 | 74 | 294 | T46 | 3,700.00 |
| 2011 | 73 | 71 | 75 | 73 | 292 | T35 | 5,600.00 |
| 2012 | 79 | 73 | 76 | 70 | 298 | 60 | 3,000.00 |
| Total | | | | | | | \$34,000.00 |

Steel, Iain (75.25)

| Year | 1st | 2nd | 3rd | 4th | Total | Finish | Money |
|------|-----|-----|-----|-----|-------|--------|------------|
| 1997 | 74 | 75 | 72 | 80 | 301 | T40 | \$1,350.00 |

Steele, Brendan (68.75)

| Year | 1st | 2nd | 3rd | 4th | Total | Finish | Money |
|------|-----|-----|-----|-----|-------|--------|--------------|
| 2010 | 66 | 71 | 65 | 73 | 275 | 1 | \$180,000.00 |

Stefani, Shawn (71.50)

| Year | 1st | 2nd | 3rd | 4th | Total | Finish | Money |
|--------------|-----|-----|-----|-----|-------|--------|-------------------|
| 2012 | 71 | 73 | 73 | 68 | 285 | T42 | \$4,060.00 |
| 2013 | 74 | 70 | | | 144 | CUT | |
| Total | | | | | | | \$4,060.00 |

Stegmaier, Brett (69.303)

| Year | 1st | 2nd | 3rd | 4th | Total | Finish | Money |
|--------------|-----|-----|-----|-----|-------|--------|--------------------|
| 2013 | 69 | 72 | | | 141 | CUT | |
| 2014 | 74 | 66 | 71 | 67 | 278 | T25 | \$7,771.67 |
| 2015 | 67 | 66 | 71 | 70 | 274 | T18 | 12,600.00 |
| Total | | | | | | | \$20,371.67 |

Sterling, Scott (71.09)

| Year | 1st | 2nd | 3rd | 4th | Total | Finish | Money |
|--------------|-----|-----|-----|-----|-------|--------|--------------------|
| 2002 | 72 | 72 | 71 | | 215 | T23 | \$5,622.86 |
| 2003 | 70 | 76 | 74 | 75 | 295 | T45 | 2,520.83 |
| 2007 | 69 | 67 | 68 | 68 | 272 | T17 | 11,237.50 |
| Total | | | | | | | \$19,381.19 |

Stewart, Ray (74.25)

| Year | 1st | 2nd | 3rd | 4th | Total | Finish | Money |
|------|-----|-----|-----|-----|-------|--------|------------|
| 1997 | 72 | 76 | 78 | 71 | 297 | T30 | \$1,872.00 |

Stiles, Darron (71.74)

| Year | 1st | 2nd | 3rd | 4th | Total | Finish | Money |
|--------------|-----|-----|-----|-----|-------|--------|--------------------|
| 1999 | 75 | 77 | 73 | 75 | 300 | T40 | \$1,680.00 |
| 2000 | 75 | 72 | 72 | 76 | 295 | T42 | 2,585.00 |
| 2001 | 72 | 78 | 78 | 75 | 303 | T39 | 3,120.00 |
| 2002 | 71 | 70 | 79 | | 220 | T40 | 3,060.00 |
| 2004 | 65 | 72 | 72 | 70 | 279 | T10 | 15,625.00 |
| 2006 | 73 | 70 | 70 | 67 | 280 | T6 | 26,062.50 |
| 2008 | 64 | 67 | 70 | 73 | 274 | T11 | 21,200.00 |
| 2011 | 68 | 70 | 77 | 75 | 290 | T24 | 8,480.00 |
| 2012 | 71 | 69 | 69 | 69 | 278 | T19 | 12,120.00 |
| 2013 | 68 | 73 | | | 141 | CUT | |
| 2014 | 73 | 72 | | | 145 | CUT | |
| 2015 | 74 | 65 | 71 | 70 | 280 | 55 | 2,710.00 |
| Total | | | | | | | \$96,642.50 |

Stockton, Jr., Dave (72.43)

| Year | 1st | 2nd | 3rd | 4th | Total | Finish | Money |
|--------------|-----|-----|-----|-----|-------|--------|--------------------|
| 1993 | 75 | 71 | 73 | 77 | 296 | T36 | \$1,040.00 |
| 2002 | 75 | 66 | 70 | | 211 | T10 | 15,000.00 |
| Total | | | | | | | \$16,040.00 |

Stolz, Andre (70.50)

| Year | 1st | 2nd | 3rd | 4th | Total | Finish | Money |
|------|-----|-----|-----|-----|-------|--------|------------|
| 2003 | 69 | 71 | 69 | 73 | 282 | T17 | \$9,375.00 |

Streb, Robert (70.33)

| Year | 1st | 2nd | 3rd | 4th | Total | Finish | Money |
|--------------|-----|-----|-----|-----|-------|--------|-------------------|
| 2012 | 70 | 72 | 73 | 65 | 280 | T25 | \$8,400.00 |
| 2013 | 68 | 74 | | | 142 | CUT | |
| Total | | | | | | | \$8,400.00 |

Streck, Ron (71.75)

| Year | 1st | 2nd | 3rd | 4th | Total | Finish | Money |
|------|-----|-----|-----|-----|-------|--------|------------|
| 1993 | 74 | 67 | 71 | 75 | 287 | T12 | \$3,550.00 |

Stuard, Brian (70.80)

| Year | 1st | 2nd | 3rd | 4th | Total | Finish | Money |
|--------------|-----|-----|-----|-----|-------|--------|--------------------|
| 2009 | 76 | 67 | 69 | 68 | 280 | T14 | \$17,000.00 |
| 2012 | 74 | 70 | 70 | 72 | 286 | T47 | 3,560.00 |
| 2015 | 73 | 69 | | | 142 | CUT | |
| Total | | | | | | | \$20,560.00 |

Sucher, Zack (71.00)

| Year | 1st | 2nd | 3rd | 4th | Total | Finish | Money |
|------|-----|-----|-----|-----|-------|--------|-------|
| 2014 | 71 | 71 | | | 142 | CUT | |

Sullivan, Mike (80.25)

| Year | 1st | 2nd | 3rd | 4th | Total | Finish | Money |
|------|-----|-----|-----|-----|-------|--------|----------|
| 1998 | 81 | 80 | 78 | 82 | 321 | 50 | \$910.00 |

Summerhays, Daniel (70.25)

| Year | 1st | 2nd | 3rd | 4th | Total | Finish | Money |
|--------------|-----|-----|-----|-----|-------|--------|--------------------|
| 2008 | 71 | 70 | 66 | 70 | 277 | T25 | \$8,000.00 |
| 2010 | 70 | 72 | 72 | 71 | 285 | T16 | 15,000.00 |
| Total | | | | | | | \$23,000.00 |

Sutherland, Kevin (74.75)

| Year | 1st | 2nd | 3rd | 4th | Total | Finish | Money |
|------|-----|-----|-----|-----|-------|--------|------------|
| 1995 | 73 | 74 | 77 | 75 | 299 | T41 | \$1,025.00 |

Svoboda, Andrew (71.50)

| Year | 1st | 2nd | 3rd | 4th | Total | Finish | Money |
|--------------|-----|-----|-----|-----|-------|--------|--------------------|
| 2010 | 75 | 70 | 72 | 73 | 290 | T31 | \$6,500.00 |
| 2011 | 72 | 73 | 79 | 76 | 300 | T56 | 3,175.00 |
| 2012 | 73 | 69 | 72 | 69 | 283 | T35 | 5,500.00 |
| 2013 | 67 | 67 | 71 | 74 | 279 | T32 | 5,600.00 |
| 2015 | 70 | 68 | 69 | 71 | 278 | T43 | 3,194.44 |
| Total | | | | | | | \$23,969.44 |

Swafford, Hudson (69.92)

| Year | 1st | 2nd | 3rd | 4th | Total | Finish | Money |
|--------------|-----|-----|-----|-----|-------|--------|--------------------|
| 2012 | 69 | 76 | 72 | 67 | 284 | T39 | \$4,800.00 |
| 2013 | 66 | 71 | 69 | 71 | 277 | T24 | 8,480.00 |
| 2014 | 69 | 70 | 68 | 71 | 278 | T25 | 7,771.66 |
| Total | | | | | | | \$21,051.66 |

Individual Player Records

Tambellini, Roger (72.55)

| Year | 1st | 2nd | 3rd | 4th | Total | Finish | Money |
|--------------|-----|-----|-----|-----|-------|--------|--------------------|
| 2003 | 68 | 72 | 71 | 71 | 282 | T17 | \$9,375.00 |
| 2005 | 78 | 73 | 80 | 77 | 308 | 58 | 2,047.50 |
| 2008 | 73 | 74 | 70 | 71 | 288 | T54 | 3,225.00 |
| 2009 | 73 | 67 | 72 | 72 | 284 | T27 | 7,512.50 |
| 2011 | 68 | 71 | 74 | 76 | 289 | 23 | 10,400.00 |
| Total | | | | | | | \$32,560.00 |

Tataurangi, Phil (74.25)

| Year | 1st | 2nd | 3rd | 4th | Total | Finish | Money |
|--------------|-----|-----|-----|-----|-------|--------|-------------------|
| 1995 | 68 | 75 | 80 | 76 | 299 | T41 | \$1,025.00 |
| 1996 | 74 | 70 | 78 | 73 | 295 | 18 | 3,125.00 |
| Total | | | | | | | \$4,150.00 |

Taylor, Nick (69.25)

| Year | 1st | 2nd | 3rd | 4th | Total | Finish | Money |
|------|-----|-----|-----|-----|-------|--------|-------------|
| 2014 | 68 | 72 | 74 | 63 | 277 | T21 | \$10,800.00 |

Taylor, Vaughn (71.50)

| Year | 1st | 2nd | 3rd | 4th | Total | Finish | Money |
|--------------|-----|-----|-----|-----|-------|--------|--------------------|
| 2003 | 76 | 73 | 73 | 72 | 294 | 44 | \$2,750.00 |
| 2013 | 71 | 75 | | | 146 | CUT | |
| 2014 | 69 | 70 | 74 | 73 | 286 | T61 | 2,570.00 |
| 2015 | 71 | 69 | 68 | 67 | 275 | T24 | 8,221.67 |
| Total | | | | | | | \$13,541.67 |

Teater, Josh (70.17)

| Year | 1st | 2nd | 3rd | 4th | Total | Finish | Money |
|--------------|-----|-----|-----|-----|-------|--------|--------------------|
| 2009 | 69 | 67 | 69 | 70 | 275 | T3 | \$58,000.00 |
| 2014 | 72 | 74 | | | 146 | CUT | |
| Total | | | | | | | \$58,000.00 |

Tennyson, Brian (72.25)

| Year | 1st | 2nd | 3rd | 4th | Total | Finish | Money |
|------|-----|-----|-----|-----|-------|--------|------------|
| 1999 | 73 | 68 | 76 | 72 | 289 | T10 | \$8,466.67 |

Thatcher, Roland (70.86)

| Year | 1st | 2nd | 3rd | 4th | Total | Finish | Money |
|--------------|-----|-----|-----|-----|-------|--------|--------------------|
| 2002 | 68 | 71 | 71 | | 210 | T7 | \$18,700.00 |
| 2003 | 67 | 74 | 75 | 71 | 287 | T28 | 5,015.63 |
| 2006 | 71 | 73 | 71 | 73 | 288 | 26 | 6,300.00 |
| 2007 | 67 | 64 | 73 | 70 | 274 | T29 | 5,425.00 |
| 2013 | 69 | 69 | 68 | 71 | 277 | T24 | 8,480.00 |
| 2014 | 76 | 76 | | | 152 | CUT | |
| Total | | | | | | | \$43,920.63 |

Thomas, Justin (69.25)

| Year | 1st | 2nd | 3rd | 4th | Total | Finish | Money |
|------|-----|-----|-----|-----|-------|--------|-------------|
| 2014 | 68 | 71 | 69 | 69 | 277 | T21 | \$10,800.00 |

Thompson, Curtis (69.25)

| Year | 1st | 2nd | 3rd | 4th | Total | Finish | Money |
|------|-----|-----|-----|-----|-------|--------|------------|
| 2015 | 66 | 68 | 72 | 71 | 277 | T35 | \$4,762.50 |

Thompson, Dicky (73.75)

| Year | 1st | 2nd | 3rd | 4th | Total | Finish | Money |
|------|-----|-----|-----|-----|-------|--------|------------|
| 1999 | 70 | 79 | 76 | 70 | 295 | T26 | \$3,213.34 |

Thompson, Kyle (72.23)

| Year | 1st | 2nd | 3rd | 4th | Total | Finish | Money |
|--------------|-----|-----|-----|-----|-------|--------|--------------------|
| 2003 | 75 | 73 | 78 | 75 | 301 | T51 | \$2,156.25 |
| 2004 | 69 | 66 | 72 | 72 | 279 | T10 | 15,625.00 |
| 2006 | 70 | 71 | 80 | 79 | 300 | 58 | 2,325.00 |
| 2007 | 68 | 69 | 66 | 68 | 271 | T14 | 13,950.00 |
| 2010 | 70 | 77 | 73 | 75 | 295 | T49 | 3,500.00 |
| 2011 | 68 | 73 | 74 | 76 | 291 | T29 | 6,533.33 |
| 2015 | 70 | 71 | | | 141 | CUT | |
| Total | | | | | | | \$44,089.58 |

Thompson, Nicholas (69.17)

| Year | 1st | 2nd | 3rd | 4th | Total | Finish | Money |
|--------------|-----|-----|-----|-----|-------|--------|--------------------|
| 2007 | 69 | 67 | 71 | 66 | 273 | T21 | \$7,410.94 |
| 2012 | 67 | 73 | 73 | 69 | 282 | T31 | 6,300.00 |
| 2015 | 67 | 69 | 70 | 69 | 275 | T24 | 8,221.66 |
| Total | | | | | | | \$21,932.60 |

Tidland, Chris (71.25)

| Year | 1st | 2nd | 3rd | 4th | Total | Finish | Money |
|--------------|-----|-----|-----|-----|-------|--------|--------------------|
| 2003 | 71 | 64 | 71 | 72 | 278 | T8 | \$17,500.00 |
| 2004 | 68 | 69 | 74 | 71 | 282 | T18 | 8,750.00 |
| 2005 | 71 | 73 | 77 | 72 | 293 | T35 | 3,575.00 |
| 2006 | 68 | 71 | 74 | 78 | 291 | T30 | 4,725.00 |
| 2008 | 71 | 72 | 69 | 70 | 282 | T42 | 4,125.00 |
| 2009 | 71 | 72 | 69 | 72 | 284 | T27 | 7,512.50 |
| Total | | | | | | | \$46,187.50 |

Todd, Brendon (69.13)

| Year | 1st | 2nd | 3rd | 4th | Total | Finish | Money |
|--------------|-----|-----|-----|-----|-------|--------|--------------------|
| 2008 | 73 | 68 | 70 | 70 | 281 | T37 | \$5,000.00 |
| 2013 | 71 | 67 | 69 | 65 | 272 | T2 | 66,000.00 |
| Total | | | | | | | \$71,000.00 |

Toledo, Esteban (72.20)

| Year | 1st | 2nd | 3rd | 4th | Total | Finish | Money |
|--------------|-----|-----|-----|-----|-------|--------|--------------------|
| 1993 | 73 | 69 | 73 | 73 | 288 | T14 | \$3,000.00 |
| 1997 | 76 | 78 | 72 | 76 | 302 | T42 | 1,230.00 |
| 2005 | 76 | 75 | 74 | 77 | 302 | 55 | 2,145.00 |
| 2007 | 69 | 69 | 68 | 70 | 276 | T39 | 4,107.50 |
| 2009 | 71 | 67 | 67 | 71 | 276 | T5 | 38,000.00 |
| Total | | | | | | | \$48,482.50 |

Tolles, Tommy (71.50)

| Year | 1st | 2nd | 3rd | 4th | Total | Finish | Money |
|--------------|-----|-----|-----|-----|-------|--------|--------------------|
| 1993 | 74 | 71 | 73 | 71 | 289 | T16 | \$2,570.00 |
| 1994 | 75 | 73 | 70 | 72 | 290 | T23 | 2,081.25 |
| 2003 | 71 | 72 | 65 | 71 | 279 | T12 | 12,656.25 |
| Total | | | | | | | \$17,307.50 |

Tomasulo, Peter (70.46)

| Year | 1st | 2nd | 3rd | 4th | Total | Finish | Money |
|--------------|-----|-----|-----|-----|-------|--------|--------------------|
| 2005 | 74 | 69 | 68 | 70 | 281 | 4 | \$31,200.00 |
| 2006 | 70 | 69 | 75 | 75 | 289 | T27 | 5,850.00 |
| 2007 | 66 | 74 | 65 | 69 | 274 | T29 | 5,425.00 |
| 2008 | 68 | 70 | 63 | 69 | 270 | 5 | 40,000.00 |
| 2010 | 72 | 79 | 70 | 77 | 298 | 58 | 3,100.00 |
| 2012 | 69 | 69 | 69 | 72 | 279 | 24 | 9,600.00 |
| 2013 | 66 | 75 | | | 141 | CUT | |
| 2014 | 71 | 70 | | | 141 | CUT | |
| Total | | | | | | | \$95,175.00 |

Toms, David (72.50)

| Year | 1st | 2nd | 3rd | 4th | Total | Finish | Money |
|------|-----|-----|-----|-----|-------|--------|------------|
| 1995 | 75 | 68 | 72 | 75 | 290 | T9 | \$6,875.00 |

Trahan, D.J. (70.80)

| Year | 1st | 2nd | 3rd | 4th | Total | Finish | Money |
|--------------|-----|-----|-----|-----|-------|--------|--------------------|
| 2004 | 70 | 66 | 70 | 75 | 281 | T15 | \$10,625.00 |
| 2013 | 73 | | | | 73 | W/D | |
| Total | | | | | | | \$10,625.00 |

Triplett, Kirk (73.25)

| Year | 1st | 2nd | 3rd | 4th | Total | Finish | Money |
|------|-----|-----|-----|-----|-------|--------|------------|
| 2011 | 76 | 72 | 73 | 72 | 293 | T38 | \$4,800.00 |

Turner, Jerod (70.00)

| Year | 1st | 2nd | 3rd | 4th | Total | Finish | Money |
|------|-----|-----|-----|-----|-------|--------|-------------|
| 2009 | 72 | 64 | 70 | 74 | 280 | T14 | \$17,000.00 |

Turnesa, Marc (70.00)

| Year | 1st | 2nd | 3rd | 4th | Total | Finish | Money |
|------|-----|-----|-----|-----|-------|--------|------------|
| 2007 | 72 | 70 | 69 | 69 | 280 | T52 | \$2,731.87 |

Tway, Kevin (69.75)

| Year | 1st | 2nd | 3rd | 4th | Total | Finish | Money |
|--------------|-----|-----|-----|-----|-------|--------|--------------------|
| 2013 | 72 | 72 | | | 144 | CUT | |
| 2014 | 72 | 69 | | | 141 | CUT | |
| 2015 | 71 | 65 | 67 | 70 | 273 | T12 | \$19,000.00 |
| Total | | | | | | | \$19,000.00 |

Individual Player Records

Twiggs, Greg (78.25)

| Year | 1st | 2nd | 3rd | 4th | Total | Finish | Money |
|------|-----|-----|-----|-----|-------|--------|----------|
| 1996 | 73 | 79 | 81 | 80 | 313 | 49 | \$700.00 |

Tyler, Nathan (73.50)

| Year | 1st | 2nd | 3rd | 4th | Total | Finish | Money |
|------|-----|-----|-----|-----|-------|--------|-------|
| 2014 | 71 | 76 | | | 147 | CUT | |

Uresti, Omar (71.89)

| Year | 1st | 2nd | 3rd | 4th | Total | Finish | Money |
|--------------|-----|-----|-----|-----|-------|--------|--------------------|
| 1994 | 75 | 74 | 72 | 67 | 288 | 20 | \$2,587.50 |
| 2001 | 75 | 77 | 77 | 71 | 300 | T34 | 3,850.00 |
| 2002 | 75 | 70 | 71 | | 216 | T30 | 4,620.00 |
| 2003 | 74 | 68 | 71 | 75 | 288 | T32 | 4,312.50 |
| 2007 | 71 | 65 | 71 | 67 | 274 | T29 | 5,425.00 |
| Total | | | | | | | \$20,795.00 |

Utley, Stan (73.75)

| Year | 1st | 2nd | 3rd | 4th | Total | Finish | Money |
|--------------|-----|-----|-----|-----|-------|--------|-------------------|
| 1993 | 74 | 72 | 78 | 74 | 298 | T41 | \$860.00 |
| 1995 | 69 | 75 | 76 | 72 | 292 | T12 | 3,850.00 |
| Total | | | | | | | \$4,710.00 |

Van Aswegen, Tyrone (70.38)

| Year | 1st | 2nd | 3rd | 4th | Total | Finish | Money |
|--------------|-----|-----|-----|-----|-------|--------|--------------------|
| 2012 | 72 | 73 | 73 | 78 | 296 | 59 | \$3,050.00 |
| 2013 | 69 | 70 | 74 | 72 | 285 | T57 | 3,050.00 |
| 2014 | 66 | 69 | 67 | 73 | 275 | T11 | 23,000.00 |
| 2015 | 67 | 69 | 66 | 68 | 270 | T5 | 35,125.00 |
| Total | | | | | | | \$64,225.00 |

van der Walt, Dawie (70.92)

| Year | 1st | 2nd | 3rd | 4th | Total | Finish | Money |
|--------------|-----|-----|-----|-----|-------|--------|-------------------|
| 2012 | 70 | 70 | 70 | 73 | 283 | T35 | \$5,500.00 |
| 2013 | 71 | 71 | | | 142 | CUT | |
| 2014 | 76 | 69 | | | 145 | CUT | |
| 2015 | 70 | 69 | 68 | 74 | 281 | T56 | 2,630.00 |
| Total | | | | | | | \$8,130.00 |

van der Walt, Tjaart (70.63)

| Year | 1st | 2nd | 3rd | 4th | Total | Finish | Money |
|--------------|-----|-----|-----|-----|-------|--------|--------------------|
| 2000 | 72 | 69 | 73 | 72 | 286 | T17 | \$7,975.00 |
| 2001 | 73 | 75 | 71 | 74 | 293 | T17 | 8,820.00 |
| 2003 | 67 | 70 | 65 | 77 | 279 | T12 | 12,656.25 |
| 2007 | 63 | 68 | 71 | 70 | 272 | T17 | 11,237.50 |
| Total | | | | | | | \$40,688.75 |

Van Pelt, Bo (71.50)

| Year | 1st | 2nd | 3rd | 4th | Total | Finish | Money |
|------|-----|-----|-----|-----|-------|--------|------------|
| 2001 | 72 | 73 | 80 | 71 | 296 | T25 | \$5,730.00 |
| 2003 | 66 | 70 | 74 | 66 | 276 | T5 | 23,750.00 |

Varner III, Harold (72.00)

| Year | 1st | 2nd | 3rd | 4th | Total | Finish | Money |
|------|-----|-----|-----|-----|-------|--------|-------|
| 2014 | 70 | 72 | | | 142 | CUT | |
| 2015 | 74 | 72 | | | 146 | CUT | |

Vaughan, Bruce (73.25)

| Year | 1st | 2nd | 3rd | 4th | Total | Finish | Money |
|--------------|-----|-----|-----|-----|-------|--------|-------------------|
| 1994 | 73 | 74 | 76 | 70 | 293 | T33 | \$1,305.00 |
| 1997 | 74 | 72 | 71 | 76 | 293 | T19 | 3,375.00 |
| Total | | | | | | | \$4,680.00 |

Veazey, Vance (72.11)

| Year | 1st | 2nd | 3rd | 4th | Total | Finish | Money |
|--------------|-----|-----|-----|-----|-------|--------|--------------------|
| 1999 | 76 | 72 | 75 | 72 | 295 | T26 | \$3,213.33 |
| 2000 | 68 | 76 | 77 | 75 | 296 | T44 | 2,200.00 |
| 2004 | 76 | 72 | 72 | 74 | 294 | T48 | 2,281.25 |
| 2005 | 77 | 72 | 72 | 72 | 293 | T35 | 3,575.00 |
| 2007 | 70 | 72 | 68 | 67 | 277 | T41 | 3,720.00 |
| 2008 | 74 | 69 | 67 | 69 | 279 | T31 | 6,200.00 |
| 2009 | 71 | 68 | 73 | 73 | 285 | T31 | 6,200.00 |
| Total | | | | | | | \$27,389.58 |

Vegas, Jhonattan (70.60)

| Year | 1st | 2nd | 3rd | 4th | Total | Finish | Money |
|--------------|-----|-----|-----|-----|-------|--------|--------------------|
| 2010 | 72 | 70 | 70 | 73 | 285 | T16 | \$15,000.00 |
| 2013 | 66 | 69 | 70 | 74 | 279 | T32 | 5,600.00 |
| 2015 | 71 | 71 | | | 142 | CUT | |
| Total | | | | | | | \$20,600.00 |

Villegas, Camilo (73.50)

| Year | 1st | 2nd | 3rd | 4th | Total | Finish | Money |
|------|-----|-----|-----|-----|-------|--------|------------|
| 2005 | 72 | 74 | 70 | 78 | 294 | T40 | \$3,055.00 |

Villegas, Manuel (73.00)

| Year | 1st | 2nd | 3rd | 4th | Total | Finish | Money |
|------|-----|-----|-----|-----|-------|--------|-------|
| 2014 | 73 | | | | 73 | W/D | |

Wadkins, Bobby (72.25)

| Year | 1st | 2nd | 3rd | 4th | Total | Finish | Money |
|------|-----|-----|-----|-----|-------|--------|------------|
| 1997 | 74 | 70 | 69 | 76 | 289 | T10 | \$6,350.00 |

Wagner, Johnson (71.71)

| Year | 1st | 2nd | 3rd | 4th | Total | Finish | Money |
|--------------|-----|-----|-----|-----|-------|--------|--------------------|
| 2004 | 72 | 71 | 73 | 72 | 288 | T34 | \$3,687.50 |
| 2005 | 73 | 76 | 72 | 71 | 292 | T30 | 4,231.50 |
| 2006 | 70 | 67 | 73 | 73 | 283 | 13 | 15,750.00 |
| 2014 | 71 | 70 | | | 141 | CUT | |
| Total | | | | | | | \$23,669.00 |

Walcher, Rocky (76.50)

| Year | 1st | 2nd | 3rd | 4th | Total | Finish | Money |
|--------------|-----|-----|-----|-----|-------|--------|-------------------|
| 1996 | 76 | 71 | 82 | 78 | 307 | T46 | \$825.00 |
| 1997 | 73 | 74 | 76 | 82 | 305 | 48 | 900.00 |
| Total | | | | | | | \$1,725.00 |

Walker, Jimmy (70.50)

| Year | 1st | 2nd | 3rd | 4th | Total | Finish | Money |
|--------------|-----|-----|-----|-----|-------|--------|--------------------|
| 2003 | 70 | 70 | 68 | 76 | 284 | T20 | \$7,583.33 |
| 2004 | 74 | 73 | 68 | 72 | 287 | T31 | 4,062.50 |
| 2007 | 68 | 69 | 68 | 70 | 275 | T34 | 4,650.00 |
| Total | | | | | | | \$16,295.83 |

Walsworth, Don (74.50)

| Year | 1st | 2nd | 3rd | 4th | Total | Finish | Money |
|------|-----|-----|-----|-----|-------|--------|------------|
| 1998 | 70 | 80 | 76 | 72 | 298 | T29 | \$2,327.50 |

Walters, Euan (72.50)

| Year | 1st | 2nd | 3rd | 4th | Total | Finish | Money |
|------|-----|-----|-----|-----|-------|--------|------------|
| 2004 | 66 | 71 | 73 | 80 | 290 | T41 | \$2,812.50 |

Warren, Charles (71.13)

| Year | 1st | 2nd | 3rd | 4th | Total | Finish | Money |
|--------------|-----|-----|-----|-----|-------|--------|--------------------|
| 2000 | 76 | 67 | 70 | 70 | 283 | T9 | \$14,850.00 |
| 2002 | 69 | 71 | 75 | | 215 | T23 | 5,622.85 |
| 2003 | 69 | 72 | 72 | 73 | 286 | 27 | 5,625.00 |
| 2004 | 72 | 69 | 72 | 70 | 283 | T21 | 6,312.50 |
| Total | | | | | | | \$32,410.35 |

Watkins, Aaron (70.75)

| Year | 1st | 2nd | 3rd | 4th | Total | Finish | Money |
|--------------|-----|-----|-----|-----|-------|--------|--------------------|
| 2011 | 69 | 72 | 76 | 74 | 291 | T29 | \$6,533.33 |
| 2012 | 68 | 72 | 70 | 71 | 281 | T28 | 7,200.00 |
| 2013 | 73 | 68 | | | 141 | CUT | |
| 2014 | 72 | 69 | | | 141 | CUT | |
| 2015 | 66 | 70 | 72 | 70 | 278 | T43 | 3,194.44 |
| Total | | | | | | | \$16,927.77 |

Watney, Nick (68.25)

| Year | 1st | 2nd | 3rd | 4th | Total | Finish | Money |
|------|-----|-----|-----|-----|-------|--------|--------------|
| 2004 | 69 | 64 | 71 | 69 | 273 | 1 | \$112,500.00 |

Watson, Bubba (74.63)

| Year | 1st | 2nd | 3rd | 4th | Total | Finish | Money |
|------|-----|-----|-----|-----|-------|--------|------------|
| 2004 | 76 | 70 | 78 | 76 | 300 | 54 | \$2,093.75 |
| 2005 | 73 | 76 | 79 | 69 | 297 | T48 | 2,372.50 |

Individual Player Records

Weatherly, Scott (72.75)

| Year | 1st | 2nd | 3rd | 4th | Total | Finish | Money |
|------|-----|-----|-----|-----|-------|--------|------------|
| 2005 | 77 | 72 | 72 | 70 | 291 | T28 | \$4,875.00 |

Webb, Gary (78.50)

| Year | 1st | 2nd | 3rd | 4th | Total | Finish | Money |
|------|-----|-----|-----|-----|-------|--------|----------|
| 1996 | 74 | 83 | 81 | 76 | 314 | 50 | \$650.00 |

Weekley, Boo (71.25)

| Year | 1st | 2nd | 3rd | 4th | Total | Finish | Money |
|------|-----|-----|-----|-----|-------|--------|-------------|
| 2006 | 69 | 69 | 68 | 79 | 285 | T18 | \$10,500.00 |

Weibring, Matt (71.57)

| Year | 1st | 2nd | 3rd | 4th | Total | Finish | Money |
|--------------|-----|-----|-----|-----|-------|--------|--------------------|
| 2005 | 74 | 78 | 73 | 74 | 299 | T51 | \$2,258.75 |
| 2008 | 71 | 68 | 69 | 74 | 282 | T42 | 4,125.00 |
| 2012 | 67 | 74 | 69 | 70 | 280 | T25 | 8,400.00 |
| 2014 | 72 | 69 | | | 141 | CUT | |
| Total | | | | | | | \$14,783.75 |

Wetterich, Brett (72.83)

| Year | 1st | 2nd | 3rd | 4th | Total | Finish | Money |
|--------------|-----|-----|-----|-----|-------|--------|--------------------|
| 2003 | 72 | 72 | 80 | 75 | 299 | T49 | \$2,281.25 |
| 2004 | 66 | 69 | 71 | 70 | 276 | 2 | 67,500.00 |
| 2011 | 71 | 69 | 81 | 78 | 299 | T53 | 3,300.00 |
| Total | | | | | | | \$73,081.25 |

Wheatcroft, Steve (70.58)

| Year | 1st | 2nd | 3rd | 4th | Total | Finish | Money |
|--------------|-----|-----|-----|-----|-------|--------|--------------------|
| 2009 | 69 | 69 | 65 | 72 | 275 | T3 | \$58,000.00 |
| 2011 | 68 | 75 | 71 | 71 | 285 | T8 | 28,000.00 |
| 2013 | 74 | 71 | | | 145 | CUT | |
| 2014 | 72 | 70 | | | 142 | CUT | |
| Total | | | | | | | \$86,000.00 |

Whisman, Greg (72.25)

| Year | 1st | 2nd | 3rd | 4th | Total | Finish | Money |
|------|-----|-----|-----|-----|-------|--------|------------|
| 1996 | 70 | 72 | 75 | 72 | 289 | T8 | \$8,125.00 |

Whittaker, Ron (70.75)

| Year | 1st | 2nd | 3rd | 4th | Total | Finish | Money |
|--------------|-----|-----|-----|-----|-------|--------|--------------------|
| 1997 | 77 | 73 | 72 | 74 | 296 | T26 | \$2,347.50 |
| 2007 | 69 | 66 | 66 | 69 | 270 | T12 | 17,050.00 |
| Total | | | | | | | \$19,397.50 |

Wi, Charlie (72.25)

| Year | 1st | 2nd | 3rd | 4th | Total | Finish | Money |
|--------------|-----|-----|-----|-----|-------|--------|-------------------|
| 2006 | 74 | 73 | 77 | 75 | 299 | 57 | \$2,362.50 |
| 2014 | 70 | 69 | 69 | 71 | 279 | T31 | 5,975.00 |
| Total | | | | | | | \$8,337.50 |

Wilcox, Will (71.33)

| Year | 1st | 2nd | 3rd | 4th | Total | Finish | Money |
|--------------|-----|-----|-----|-----|-------|--------|--------------------|
| 2011 | 72 | 67 | 76 | 71 | 286 | T12 | \$19,600.00 |
| 2014 | 72 | 70 | | | 142 | CUT | |
| Total | | | | | | | \$19,600.00 |

Wilk, Vic (71.88)

| Year | 1st | 2nd | 3rd | 4th | Total | Finish | Money |
|--------------|-----|-----|-----|-----|-------|--------|--------------------|
| 1994 | 73 | 73 | 68 | 69 | 283 | T12 | \$3,993.75 |
| 2001 | 74 | 72 | 76 | 70 | 292 | T15 | 10,620.00 |
| Total | | | | | | | \$14,613.75 |

Wilkinson, Tim (71.17)

| Year | 1st | 2nd | 3rd | 4th | Total | Finish | Money |
|--------------|-----|-----|-----|-----|-------|--------|--------------------|
| 2005 | 72 | 74 | 69 | 74 | 289 | T19 | \$7,878.00 |
| 2007 | 70 | 75 | 72 | 69 | 286 | 56 | 2,596.25 |
| 2012 | 70 | 74 | 74 | 70 | 288 | T53 | 3,325.00 |
| 2013 | 70 | 73 | | | 143 | CUT | |
| 2015 | 71 | 66 | 70 | 68 | 275 | T24 | 8,221.67 |
| Total | | | | | | | \$22,020.92 |

Williamson, Jay (76.25)

| Year | 1st | 2nd | 3rd | 4th | Total | Finish | Money |
|------|-----|-----|-----|-----|-------|--------|------------|
| 1998 | 75 | 82 | 77 | 71 | 305 | T42 | \$1,400.00 |

Williams, Lee (69.50)

| Year | 1st | 2nd | 3rd | 4th | Total | Finish | Money |
|--------------|-----|-----|-----|-----|-------|--------|--------------------|
| 2012 | 72 | 72 | 70 | 68 | 282 | T31 | \$6,300.00 |
| 2013 | 69 | 67 | 69 | 69 | 274 | T8 | 23,333.33 |
| Total | | | | | | | \$29,633.33 |

Williamson, Tyler (70.33)

| Year | 1st | 2nd | 3rd | 4th | Total | Finish | Money |
|------|-----|-----|-----|-----|-------|--------|-------------|
| 2002 | 71 | 69 | 71 | | 211 | T10 | \$15,000.00 |

Willis, Garrett (76.75)

| Year | 1st | 2nd | 3rd | 4th | Total | Finish | Money |
|--------------|-----|-----|-----|-----|-------|--------|-------------------|
| 1999 | 73 | 75 | 84 | 78 | 310 | T49 | \$1,080.00 |
| 2005 | 72 | 74 | 77 | 81 | 304 | 57 | 2,080.00 |
| Total | | | | | | | \$3,160.00 |

Wilson, Brian (72.33)

| Year | 1st | 2nd | 3rd | 4th | Total | Finish | Money |
|------|-----|-----|-----|-----|-------|--------|------------|
| 2002 | 71 | 72 | 74 | | 217 | T33 | \$3,990.00 |

Wilson, Chris (71.67)

| Year | 1st | 2nd | 3rd | 4th | Total | Finish | Money |
|--------------|-----|-----|-----|-----|-------|--------|-------------------|
| 2012 | 71 | 77 | 70 | 68 | 286 | T47 | \$3,560.00 |
| 2014 | 75 | 69 | | | 144 | CUT | |
| Total | | | | | | | \$3,560.00 |

Wilson, John (74.50)

| Year | 1st | 2nd | 3rd | 4th | Total | Finish | Money |
|--------------|-----|-----|-----|-----|-------|--------|-------------------|
| 1998 | 71 | 77 | 76 | 76 | 300 | T33 | \$1,995.00 |
| 1999 | 71 | 74 | 76 | 75 | 296 | T29 | 2,720.00 |
| Total | | | | | | | \$4,715.00 |

Winings, Andy (71.50)

| Year | 1st | 2nd | 3rd | 4th | Total | Finish | Money |
|------|-----|-----|-----|-----|-------|--------|-------|
| 2015 | 70 | 73 | | | 143 | CUT | |

Wittenberg, Casey (70.83)

| Year | 1st | 2nd | 3rd | 4th | Total | Finish | Money |
|--------------|-----|-----|-----|-----|-------|--------|--------------------|
| 2008 | 71 | 64 | 70 | 72 | 277 | T25 | \$8,000.00 |
| 2011 | 70 | 70 | 77 | 76 | 293 | T38 | 4,800.00 |
| 2012 | 68 | 71 | 67 | 70 | 276 | T9 | 26,000.00 |
| 2013 | 68 | 71 | 73 | 72 | 284 | T54 | 3,250.00 |
| 2014 | 75 | 70 | | | 145 | CUT | |
| Total | | | | | | | \$42,050.00 |

Wolcott, Bob (72.75)

| Year | 1st | 2nd | 3rd | 4th | Total | Finish | Money |
|------|-----|-----|-----|-----|-------|--------|------------|
| 1994 | 78 | 72 | 72 | 69 | 291 | T27 | \$1,665.00 |

Wrenn, Robert (73.75)

| Year | 1st | 2nd | 3rd | 4th | Total | Finish | Money |
|------|-----|-----|-----|-----|-------|--------|------------|
| 1995 | 76 | 74 | 70 | 75 | 295 | T24 | \$2,130.00 |

Wright, Chase (73.75)

| Year | 1st | 2nd | 3rd | 4th | Total | Finish | Money |
|------|-----|-----|-----|-----|-------|--------|-------|
| 2014 | 72 | 77 | | | 149 | CUT | |
| 2015 | 73 | 73 | | | 146 | CUT | |

Wurtz, Mark (74.00)

| Year | 1st | 2nd | 3rd | 4th | Total | Finish | Money |
|------|-----|-----|-----|-----|-------|--------|------------|
| 1997 | 75 | 74 | 74 | 73 | 296 | T26 | \$2,347.50 |

Yang, Y.E. (73.00)

| Year | 1st | 2nd | 3rd | 4th | Total | Finish | Money |
|------|-----|-----|-----|-----|-------|--------|-------|
| 2014 | 70 | 76 | | | 146 | CUT | |

Yun, Andrew (70.25)

| Year | 1st | 2nd | 3rd | 4th | Total | Finish | Money |
|------|-----|-----|-----|-----|-------|--------|------------|
| 2015 | 71 | 69 | 72 | 69 | 281 | T56 | \$2,630.00 |

Zambri, Chris (73.00)

| Year | 1st | 2nd | 3rd | 4th | Total | Finish | Money |
|------|-----|-----|-----|-----|-------|--------|------------|
| 1998 | 72 | 79 | 67 | 74 | 292 | T14 | \$4,858.00 |

Zokol, Richard (74.00)

| Year | 1st | 2nd | 3rd | 4th | Total | Finish | Money |
|--------------|-----|-----|-----|-----|-------|--------|--------------------|
| 1999 | 69 | 74 | 70 | 76 | 289 | T10 | \$8,466.67 |
| 2001 | 77 | 79 | 74 | 73 | 303 | T39 | 3,120.00 |
| Total | | | | | | | \$11,586.67 |

Zoller, Karl (74.00)

| Year | 1st | 2nd | 3rd | 4th | Total | Finish | Money |
|------|-----|-----|-----|-----|-------|--------|------------|
| 1995 | 69 | 74 | 83 | 70 | 296 | T29 | \$1,662.50 |

Zorkic, Zoran (72.33)

| Year | 1st | 2nd | 3rd | 4th | Total | Finish | Money |
|------|-----|-----|-----|-----|-------|--------|------------|
| 2002 | 74 | 70 | 73 | | 217 | T33 | \$3,990.00 |

Championship Summaries

1993



David Duval

NIKE TOUR Championship

Pumpkin Ridge GC (Ghost Creek Course), Cornelius, OR
Par: 36-35—71 Yards: 6,839

Purse: \$225,000
October 14-17, 1993

LEADERS: First Round—Jerry Haas, at 3-under-par 68, led Danny Briggs and David Duval by one stroke. **Second Round**—Briggs, after a 66 and 36-hole total of 7-under-par 135, held a two-stroke lead over Duval. **Third Round**—After an even-par 71, Briggs, at 7-under-par 206, extended his lead to three strokes over Duval.

PRO-AM: \$2,500. Individual—Doug Martin, 66, \$250. Team—Chris Peddicord, 47, \$250.

WEATHER: Light rain early Thursday; clear and cool later in the day. A one-hour, 36-minute rain suspension delayed play on Friday, when lift, clean and place rules were in effect. Overcast and cool Saturday and Sunday.

CUT: There was no cut; all 50 players completed 72 holes.

Winner: David Duval 69-68-72-68 277 \$36,000.00

| Player | Pos. | Score | Official Money |
|-----------------------|------|-------------|-----------------|
| Danny Briggs..... | 2 | 69-66-71-72 | 278 \$22,700.00 |
| Bob May..... | 3 | 72-70-69-69 | 280 17,000.00 |
| Franklin Langham..... | 4 | 70-72-69-70 | 281 13,000.00 |
| Mike Heinen..... | 5 | 73-69-68-72 | 282 11,000.00 |
| Tim Loutalot..... | 6 | 71-70-70-73 | 284 9,000.00 |
| Jeff Coston..... | T7 | 74-68-71-72 | 285 7,000.00 |
| Chris DiMarco..... | T7 | 72-71-72-70 | 285 7,000.00 |
| Steve Rintoul..... | T7 | 71-71-70-73 | 285 7,000.00 |
| Jim Furyk..... | T10 | 77-70-70-69 | 286 4,500.00 |
| Doug Martin..... | T10 | 70-72-72-72 | 286 4,500.00 |
| Sean Murphy..... | T12 | 76-67-73-71 | 287 3,550.00 |
| Ron Streck..... | T12 | 74-67-71-75 | 287 3,550.00 |
| Olin Browne..... | T14 | 71-69-75-73 | 288 3,000.00 |
| Esteban Toledo..... | T14 | 73-69-73-73 | 288 3,000.00 |
| J.P. Hayes..... | T16 | 72-70-72-75 | 289 2,570.00 |
| Pete Jordan..... | T16 | 74-73-75-67 | 289 2,570.00 |
| Tommy Moore..... | T16 | 76-66-70-77 | 289 2,570.00 |
| Tommy Tolles..... | T16 | 74-71-73-71 | 289 2,570.00 |
| Emlyn Aubrey..... | T20 | 73-68-74-75 | 290 2,150.00 |
| Jerry Haas..... | T20 | 68-72-74-76 | 290 2,150.00 |
| Jerry Kelly..... | T20 | 72-73-71-74 | 290 2,150.00 |
| Karl Kimball..... | T20 | 76-69-74-71 | 290 2,150.00 |
| Jeff Brehaut..... | T24 | 74-68-73-76 | 291 1,800.00 |
| Curt Byrum..... | T24 | 73-75-68-75 | 291 1,800.00 |
| Sonny Skinner..... | T24 | 74-74-70-73 | 291 1,800.00 |

| Player | Pos. | Score | Official Money |
|------------------------|------|-------------|----------------|
| Clark Dennis..... | 27 | 71-76-73-72 | 292 \$1,600.00 |
| Guy Boros..... | T28 | 71-71-74-77 | 293 1,480.00 |
| Taylor Smith..... | T28 | 72-72-74-75 | 293 1,480.00 |
| Robert Friend..... | T30 | 70-70-71-83 | 294 1,320.00 |
| Chris Peddicord..... | T30 | 71-76-71-76 | 294 1,320.00 |
| Bob Burns..... | T32 | 76-72-71-76 | 295 1,180.00 |
| Tom Garner..... | T32 | 74-73-75-73 | 295 1,180.00 |
| John Morse..... | T32 | 76-72-76-71 | 295 1,180.00 |
| Hugh Royer III..... | T32 | 75-70-74-76 | 295 1,180.00 |
| Ben Bates..... | T36 | 73-75-69-79 | 296 1,040.00 |
| Larry Silveira..... | T36 | 75-75-75-71 | 296 1,040.00 |
| Dave Stockton, Jr..... | T36 | 75-71-73-77 | 296 1,040.00 |
| R.W. Eaks..... | T39 | 71-73-77-76 | 297 940.00 |
| Alan Pate..... | T39 | 73-73-76-75 | 297 940.00 |
| Steve Jurgensen..... | T41 | 78-69-72-79 | 298 860.00 |
| Stan Utley..... | T41 | 74-72-78-74 | 298 860.00 |
| Rick Pearson..... | T43 | 74-73-81-72 | 300 780.00 |
| Bill Porter..... | T43 | 77-74-74-75 | 300 780.00 |
| Gary Rusnak..... | 45 | 78-76-68-79 | 301 720.00 |
| Greg Bruckner..... | 46 | 76-76-73-77 | 302 680.00 |
| Jim Carter..... | T47 | 76-79-73-78 | 306 620.00 |
| Steve Haskins..... | T47 | 77-77-76-76 | 306 620.00 |
| Frank Conner..... | T49 | 74-82-77-74 | 307 540.00 |
| Chris Patton..... | T49 | 80-75-81-71 | 307 540.00 |

Championship Summaries

1994



Mike Schuchart

NIKE TOUR Championship

Pumpkin Ridge GC (Ghost Creek Course), Cornelius, OR
Par: 36-35—71 Yards: 6,839

Purse: \$225,000
October 13-16, 1994

LEADERS: First Round—David Duval shot a 4-under par 67 for a one-stroke lead over Brad Fabel, John Maginnes, Jeff Brehaut and Skip Kendall. **Second Round**—Mike Schuchart posted a 4-under 67 for a 6-under-par 136 total and a one-stroke lead over Jim Carter and Maginnes. Lee Rinker was three strokes back. **Third Round**—Schuchart shot a 4-under-par 68, for a 9-under-par 204 total, to lead by one over Maginnes. Emlyn Aubrey, Rinker and Carter were tied for third, four strokes back.

PRO-AM: \$2,500. Individual—Scott Gump, 64, \$250. Team—Clark Burroughs, 46, \$250.

WEATHER: Overcast Thursday and Friday, with starting temperatures in the low-40s, reaching the upper-50s. Cool Saturday morning, with two fog delays totaling 1:05. Fog cleared to sunny skies, with the high in the upper-50s. Sunday's tee times were delayed 90 minutes due to fog. Beautiful after the fog cleared.

CUT: There was no cut; 49 of 50 players completed 72 holes.

Winner: Mike Schuchart 69-67-68-73 277 \$40,500.00

| Player | Pos. | Score | Official Money | Player | Pos. | Score | Official Money | | |
|--------------------|------|-------------|----------------|-------------|------------------------|-------|----------------|-----|------------|
| Emlyn Aubrey | T2 | 72-69-67-70 | 278 | \$19,762.50 | Tommy Tolles..... | T23 | 75-73-70-72 | 290 | \$2,081.25 |
| Jeff Cook..... | T2 | 73-70-67-68 | 278 | 19,762.50 | Tommy Armour III..... | T27 | 70-73-74-74 | 291 | 1,665.00 |
| Lee Rinker | T2 | 69-70-69-70 | 278 | 19,762.50 | Tom Carr..... | T27 | 72-72-72-75 | 291 | 1,665.00 |
| John Maginnes..... | 5 | 68-69-68-74 | 279 | 12,375.00 | Frank Conner..... | T27 | 72-69-75-75 | 291 | 1,665.00 |
| Jim Carter | T6 | 69-68-71-72 | 280 | 9,562.50 | Bob Wolcott..... | T27 | 78-72-72-69 | 291 | 1,665.00 |
| David Duval..... | T6 | 67-73-69-71 | 280 | 9,562.50 | Danny Briggs..... | T31 | 69-76-72-75 | 292 | 1,417.50 |
| Brad Fabel..... | 8 | 68-74-69-70 | 281 | 7,875.00 | Chris Perry..... | T31 | 79-70-74-69 | 292 | 1,417.50 |
| Keith Fergus..... | T9 | 69-73-72-68 | 282 | 5,625.00 | Greg Bruckner..... | T33 | 75-72-73-73 | 293 | 1,305.00 |
| J.P. Hayes..... | T9 | 70-72-69-71 | 282 | 5,625.00 | Jerry Kelly..... | T33 | 72-74-68-79 | 293 | 1,305.00 |
| Tim Loustalot..... | T9 | 71-72-74-65 | 282 | 5,625.00 | Bruce Vaughan..... | T33 | 73-74-76-70 | 293 | 1,305.00 |
| Pat Bates..... | T12 | 73-72-72-66 | 283 | 3,993.75 | Bill Murchison..... | T36 | 71-73-78-72 | 294 | 1,192.50 |
| Vic Wilk..... | T12 | 73-73-68-69 | 283 | 3,993.75 | Charlie Rymer..... | T36 | 74-72-78-70 | 294 | 1,192.50 |
| Jeff Brehaut..... | T14 | 68-73-76-68 | 285 | 3,375.00 | Clark Burroughs..... | T38 | 72-74-69-80 | 295 | 1,080.00 |
| Jerry Haas..... | T14 | 74-71-67-73 | 285 | 3,375.00 | Chad Ginn..... | T38 | 71-77-71-76 | 295 | 1,080.00 |
| Scott Gump..... | T16 | 70-72-76-68 | 286 | 2,955.00 | Dennis Postlewait..... | T38 | 73-77-71-74 | 295 | 1,080.00 |
| Bill Porter..... | T16 | 72-76-67-71 | 286 | 2,955.00 | Barry Fabyan..... | T41 | 74-76-71-76 | 297 | 967.50 |
| Tom Scherrer..... | T16 | 76-70-75-65 | 286 | 2,955.00 | Gary Rusnak..... | T41 | 73-76-75-73 | 297 | 967.50 |
| Woody Austin..... | 19 | 73-71-70-73 | 287 | 2,700.00 | Jeff Barlow..... | T43 | 74-82-70-72 | 298 | 832.50 |
| Omar Uresti..... | 20 | 75-74-72-67 | 288 | 2,587.50 | Rex Caldwell..... | T43 | 73-74-73-78 | 298 | 832.50 |
| Robert Friend..... | T21 | 73-71-70-75 | 289 | 2,418.75 | Buddy Gardner..... | T43 | 73-73-79-73 | 298 | 832.50 |
| Craig Kanada..... | T21 | 76-71-67-75 | 289 | 2,418.75 | Sonny Skinner..... | T43 | 75-70-75-78 | 298 | 832.50 |
| David Jackson..... | T23 | 74-75-72-69 | 290 | 2,081.25 | Rick Pearson..... | 47 | 75-77-76-72 | 300 | 720.00 |
| Skip Kendall..... | T23 | 68-72-76-74 | 290 | 2,081.25 | John Elliott..... | T48 | 79-79-71-76 | 305 | 652.50 |
| Mike Sposa..... | T23 | 76-76-71-67 | 290 | 2,081.25 | Ron Philo, Jr..... | T48 | 75-74-78-78 | 305 | 652.50 |

The following players did not finish (W=withdrew, D=disqualified)

D-218 David Kirkpatrick

Championship Summaries

1995



Allen Doyle

NIKE TOUR Championship

Settindown Creek GC, Roswell, GA
Par: 36-36—72 Yards: 7,054

Purse: \$250,000
October 19-22, 1995

LEADERS: First Round—Phil Tataurangi, John Maginnes and Bill Murchison shot 4-under-par 68s to lead by one stroke over Karl Zoller, Brent Geiberger, Clarence Rose, Brad Fabel, Sean Murphy and Stan Utley. **Second Round**—Eric Johnson, at 5-under-par 139, led by one stroke over Allen Doyle. Mike Sposa, Craig Kanada and Maginnes were two strokes back. **Third Round**—Doyle, at 4-under-par 212, led Hugh Royer III by one stroke. Murphy and Maginnes were two strokes back. Stuart Appleby, Joe Durant and David Toms trailed by three.

PRO-AM: All players received equal shares of \$50 because the field did not complete play due to darkness.

WEATHER: Sunny and cool Thursday. Friday's play was delayed from 1:00-2:15 p.m. due to rain, with winds gusting to 30 mph. High temperatures reached the mid-50s Thursday and Friday. Clear and cool Saturday, with temperatures in the upper-50s. Sunny, with temperatures in the upper-60s Sunday.

CUT: There was no cut; all 50 players completed 72 holes.

Winner: Allen Doyle 72-68-72-71 283 \$40,000.00
(Won playoff with par on first extra hole)

| Player | Pos. | Score | Official Money |
|------------------------|------|-------------|-----------------|
| John Maginnes | 2 | 68-73-73-69 | 283 \$28,375.00 |
| Brad Fabel | 3 | 69-74-73-69 | 285 21,250.00 |
| Sean Murphy | 4 | 69-73-72-72 | 286 16,250.00 |
| Olin Browne | T5 | 72-74-73-68 | 287 12,500.00 |
| Joe Durant | T5 | 78-66-71-72 | 287 12,500.00 |
| Stuart Appleby | T7 | 72-72-71-74 | 289 9,375.00 |
| Hugh Royer III | T7 | 70-72-71-76 | 289 9,375.00 |
| Franklin Langham | T9 | 72-70-76-72 | 290 6,875.00 |
| David Toms | T9 | 75-68-72-75 | 290 6,875.00 |
| Tim Herron | 11 | 75-72-74-70 | 291 5,000.00 |
| Ben Bates | T12 | 72-70-74-76 | 292 3,850.00 |
| Jeff Gallagher | T12 | 70-76-75-71 | 292 3,850.00 |
| Jeff Gove | T12 | 73-73-74-72 | 292 3,850.00 |
| Matt Peterson | T12 | 76-76-70-70 | 292 3,850.00 |
| Mike Sposa | T12 | 71-70-76-75 | 292 3,850.00 |
| Stan Utley | T12 | 69-75-76-72 | 292 3,850.00 |
| Craig Kanada | T18 | 71-70-78-74 | 293 3,000.00 |
| Clarence Rose | T18 | 69-73-79-72 | 293 3,000.00 |
| Tim Simpson | T18 | 71-71-78-73 | 293 3,000.00 |
| Joe Cioe | T21 | 71-76-69-78 | 294 2,625.00 |
| Glen Hnatiuk | T21 | 72-70-76-76 | 294 2,625.00 |
| Jon Hough | T21 | 77-73-74-70 | 294 2,625.00 |
| Danny Briggs | T24 | 73-70-74-78 | 295 2,130.00 |
| Bill Buttner | T24 | 75-74-75-71 | 295 2,130.00 |
| Jerry Kelly | T24 | 73-76-75-71 | 295 2,130.00 |

| Player | Pos. | Score | Official Money |
|------------------------|------|-------------|----------------|
| Gary Rusnak | T24 | 72-71-77-75 | 295 \$2,130.00 |
| Robert Wrenn | T24 | 76-74-70-75 | 295 2,130.00 |
| Greg Bruckner | T29 | 70-80-73-73 | 296 1,662.50 |
| Michael Christie | T29 | 73-73-79-71 | 296 1,662.50 |
| Bill Murchison | T29 | 68-78-78-72 | 296 1,662.50 |
| Karl Zoller | T29 | 69-74-83-70 | 296 1,662.50 |
| Rafael Alarcon | T33 | 78-71-74-74 | 297 1,450.00 |
| Jerry Foltz | T33 | 76-73-78-70 | 297 1,450.00 |
| Eric Johnson | T33 | 71-68-80-78 | 297 1,450.00 |
| Paul Claxton | T36 | 70-79-76-73 | 298 1,250.00 |
| P.H. Horgan III | T36 | 72-73-78-75 | 298 1,250.00 |
| Frank Lickliter | T36 | 81-75-71-71 | 298 1,250.00 |
| Tom Scherrer | T36 | 76-74-78-70 | 298 1,250.00 |
| Chris Smith | T36 | 74-78-78-68 | 298 1,250.00 |
| Brent Geiberger | T41 | 69-74-79-77 | 299 1,025.00 |
| Peter Persons | T41 | 76-77-76-70 | 299 1,025.00 |
| Kevin Sutherland | T41 | 73-74-77-75 | 299 1,025.00 |
| Phil Tataurangi | T41 | 68-75-80-76 | 299 1,025.00 |
| Jeff Barlow | T45 | 72-78-77-74 | 301 875.00 |
| Tom Pernice, Jr. | T45 | 71-75-78-77 | 301 875.00 |
| Larry Silveira | 47 | 76-79-77-71 | 303 800.00 |
| John Elliott | 48 | 76-79-80-70 | 305 750.00 |
| Jeff Brehaut | 49 | 79-78-77-73 | 307 700.00 |
| Mike Schuchart | 50 | 76-71-79-82 | 308 650.00 |

Championship Summaries

1996



Stewart Cink

NIKE TOUR Championship

Settindown Creek GC, Roswell, GA
Par: 36-36—72 Yards: 7,054

Purse: \$250,000
October 17-20, 1996

LEADERS: First Round—Stewart Cink, David Berganio, Jr. and Joe Cioe shot 6-under-par 66s. **Second Round**—Cink, at 7-under-par 137, held a two-stroke lead over Berganio and Michael Christie. **Third Round**—Cink, at 8-under-par 208, led by three over Berganio and Glen Hnatiuk.

PRO-AM: \$2,500 purse. Individual—Joe Durant, 65, \$250. Team—R.W. Eaks, 57, \$250.

WEATHER: Sunny Thursday, with the high in the 70s. Rain on Friday, with the high in the 50s. Sunny and cool, with highs in the 60s Saturday and Sunday.

CUT: There was no cut; all 50 players completed 72 holes.

Winner: Stewart Cink 66-71-71-73 281 \$45,000.00

| Player | Pos. | Score | Official Money |
|--------------------------|------|-------------|-----------------|
| David Berganio, Jr. | 2 | 66-73-72-74 | 285 \$28,375.00 |
| Glen Hnatiuk | T3 | 71-73-67-75 | 286 18,750.00 |
| Lee Porter | T3 | 70-71-72-73 | 286 18,750.00 |
| Rafael Alarcon | T5 | 68-74-74-71 | 287 12,500.00 |
| Joe Durant | T5 | 71-73-70-73 | 287 12,500.00 |
| Skip Kendall | 7 | 68-76-74-70 | 288 10,000.00 |
| Brett Quigley | T8 | 69-77-72-71 | 289 8,125.00 |
| Greg Whisman | T8 | 70-72-75-72 | 289 8,125.00 |
| P.H. Horgan III | T10 | 71-72-73-74 | 290 5,625.00 |
| Eric Johnson | T10 | 68-74-75-73 | 290 5,625.00 |
| Michael Clark II | T12 | 73-69-70-79 | 291 4,250.00 |
| Jeff Gove | T12 | 69-76-76-70 | 291 4,250.00 |
| Jimmy Green | T12 | 72-76-73-70 | 291 4,250.00 |
| Bobby Elliott | 15 | 69-77-73-74 | 293 3,625.00 |
| Doug Barron | T16 | 72-80-74-68 | 294 3,362.50 |
| Paul Claxton | T16 | 73-73-74-74 | 294 3,362.50 |
| Phil Tataurangi | 18 | 74-70-78-73 | 295 3,125.00 |
| Michael Christie | T19 | 68-71-82-75 | 296 2,937.50 |
| Rob McKelvey | T19 | 75-71-80-70 | 296 2,937.50 |
| R.W. Eaks | T21 | 73-76-72-76 | 297 2,625.00 |
| Brent Geiberger | T21 | 70-77-78-72 | 297 2,625.00 |
| Jimmy Johnston | T21 | 72-71-77-77 | 297 2,625.00 |
| Danny Ellis | T24 | 70-82-70-76 | 298 2,187.50 |
| Jim Estes | T24 | 74-74-75-75 | 298 2,187.50 |
| Deane Pappas | T24 | 70-75-77-76 | 298 2,187.50 |

| Player | Pos. | Score | Official Money |
|----------------------|------|-------------|----------------|
| Larry Silveira | T24 | 72-78-76-72 | 298 \$2,187.50 |
| Jeff Brehaut | T28 | 69-78-76-76 | 299 1,800.00 |
| Tim Loustalot | T28 | 71-76-82-70 | 299 1,800.00 |
| Matt Peterson | T28 | 71-78-70-80 | 299 1,800.00 |
| Tom Shaw | 31 | 71-72-81-76 | 300 1,600.00 |
| Kevin Burton | T32 | 74-74-79-74 | 301 1,475.00 |
| Joe Cioe | T32 | 66-78-75-82 | 301 1,475.00 |
| Tim Conley | T32 | 77-69-75-80 | 301 1,475.00 |
| Craig Kanada | T32 | 72-75-78-76 | 301 1,475.00 |
| Jeff Barlow | T36 | 72-81-71-78 | 302 1,250.00 |
| P.J. Cowan | T36 | 75-75-74-78 | 302 1,250.00 |
| Rick Cramer | T36 | 74-74-84-70 | 302 1,250.00 |
| Matt Gogel | T36 | 70-78-75-79 | 302 1,250.00 |
| Patrick Lee | T36 | 75-78-73-76 | 302 1,250.00 |
| Pat Bates | 41 | 76-75-76-76 | 303 1,100.00 |
| Jack O'Keefe | T42 | 75-73-75-81 | 304 1,025.00 |
| Dave Rummells | T42 | 73-75-77-79 | 304 1,025.00 |
| J.P. Hayes | 44 | 73-73-80-79 | 305 950.00 |
| Bill Porter | 45 | 79-70-81-76 | 306 900.00 |
| Craig Bowden | T46 | 79-74-80-74 | 307 825.00 |
| Rocky Walcher | T46 | 76-71-82-78 | 307 825.00 |
| Chad Magee | 48 | 76-82-79-75 | 312 750.00 |
| Greg Twiggs | 49 | 73-79-81-80 | 313 700.00 |
| Gary Webb | 50 | 74-83-81-76 | 314 650.00 |

Championship Summaries

1997



Steve Flesch

NIKE TOUR Championship

Grand National GC (Lake Course), Opelika, AL
Par: 36-36—72 Yards: 7,169

Purse: \$300,000
October 16-19, 1997

LEADERS: First Round—Steve Flesch, Greg Leshner and Mark Carnevale posted 3-under-par 69s to lead by one stroke over Steve Lamontagne, Ben Bates and Glen Hnatiuk. **Second Round**—Flesch added a 4-under-par 68, for a 7-under-par 137, to lead by a tournament-record three strokes over Brian Kamm, Bates and Carnevale. **Third Round**—Flesch held a tournament-record four-stroke lead after a 4-under-par 68. He was at, 11-under-par 205. J.L. Lewis, after a course-record 6-under-par 66, was second.

CUT: There was no cut; all 50 players completed 72 holes.

PRO-AM: \$2,500. Individual—Bob Friend, 68, \$250. Team—Tom Scherrer, Chris Smith, 49, \$225 each.

WEATHER: Rainy and cool Thursday. Skies remained overcast Friday, but there was no rain. Temperatures reached the low-60s. Saturday and Sunday play was conducted under partly cloudy skies. Temperatures reached the high-60s on the weekend.

Winner: Steve Flesch 69-68-68-73 278 \$54,000.00

| Player | Pos. | Score | Official Money |
|-----------------------|------|-------------|-----------------|
| Chris Smith..... | 2 | 73-70-71-68 | 282 \$34,050.00 |
| J.L. Lewis..... | 3 | 71-72-66-74 | 283 25,500.00 |
| Mark Carnevale..... | 4 | 69-71-71-75 | 286 19,500.00 |
| Michael Clark II..... | T5 | 71-70-71-75 | 287 13,125.00 |
| Trevor Dodds..... | T5 | 73-70-71-73 | 287 13,125.00 |
| Brian Kamm..... | T5 | 72-68-72-75 | 287 13,125.00 |
| Tom Shaw..... | T5 | 72-72-71-72 | 287 13,125.00 |
| Glen Hnatiuk..... | 9 | 70-73-69-76 | 288 9,000.00 |
| Ben Bates..... | T10 | 70-70-74-75 | 289 6,350.00 |
| Greg Leshner..... | T10 | 69-76-69-75 | 289 6,350.00 |
| Bobby Wadkins..... | T10 | 74-70-69-76 | 289 6,350.00 |
| Eric Booker..... | 13 | 71-74-70-75 | 290 5,100.00 |
| Barry Cheesman..... | T14 | 76-73-72-70 | 291 4,380.00 |
| Robert Friend..... | T14 | 72-72-72-75 | 291 4,380.00 |
| Dennis Paulson..... | T14 | 74-72-69-76 | 291 4,380.00 |
| Steve Lamontagne..... | T17 | 70-74-73-75 | 292 3,840.00 |
| Mike Small..... | T17 | 74-71-73-74 | 292 3,840.00 |
| Clark Dennis..... | T19 | 75-73-73-72 | 293 3,375.00 |
| Todd Gleaton..... | T19 | 74-72-73-74 | 293 3,375.00 |
| Carl Paulson..... | T19 | 74-77-72-70 | 293 3,375.00 |
| Bruce Vaughan..... | T19 | 74-72-71-76 | 293 3,375.00 |
| Jeff Brehaut..... | T23 | 75-72-76-71 | 294 2,925.00 |
| Chris DiMarco..... | T23 | 74-72-73-75 | 294 2,925.00 |
| Paul Gow..... | 25 | 75-73-73-74 | 295 2,700.00 |
| Pat Bates..... | T26 | 75-72-74-75 | 296 2,347.50 |

| Player | Pos. | Score | Official Money |
|----------------------|------|-------------|----------------|
| Bob Gilder..... | T26 | 74-78-71-73 | 296 \$2,347.50 |
| Ron Whittaker..... | T26 | 77-73-72-74 | 296 2,347.50 |
| Mark Wurtz..... | T26 | 75-74-74-73 | 296 2,347.50 |
| R.W. Eaks..... | T30 | 76-76-71-74 | 297 1,872.00 |
| Harrison Frazar..... | T30 | 78-74-71-74 | 297 1,872.00 |
| Kent Jones..... | T30 | 73-75-74-75 | 297 1,872.00 |
| Jeff Julian..... | T30 | 76-73-71-77 | 297 1,872.00 |
| Ray Stewart..... | T30 | 72-76-78-71 | 297 1,872.00 |
| Tim Conley..... | T35 | 77-73-72-76 | 298 1,620.00 |
| Matt Gogel..... | T35 | 72-73-77-76 | 298 1,620.00 |
| Cliff Kresge..... | T35 | 78-70-78-72 | 298 1,620.00 |
| Kevin Johnson..... | 38 | 74-77-72-76 | 299 1,500.00 |
| Arden Knoll..... | 39 | 76-72-73-79 | 300 1,440.00 |
| Tom Scherrer..... | T40 | 74-76-72-79 | 301 1,350.00 |
| Iain Steel..... | T40 | 74-75-72-80 | 301 1,350.00 |
| Dan Bateman..... | T42 | 73-72-74-83 | 302 1,230.00 |
| Esteban Toledo..... | T42 | 76-78-72-76 | 302 1,230.00 |
| Billy Downes..... | T44 | 78-74-76-75 | 303 1,110.00 |
| Rob McKelvey..... | T44 | 78-75-78-72 | 303 1,110.00 |
| Joe Daley..... | T46 | 77-75-75-77 | 304 990.00 |
| Jeff Gallagher..... | T46 | 79-73-74-78 | 304 990.00 |
| Rocky Walcher..... | 48 | 73-74-76-82 | 305 900.00 |
| Terry Price..... | 49 | 76-74-77-79 | 306 840.00 |
| John Elliott..... | 50 | 82-79-75-87 | 323 780.00 |

Championship Summaries

1998



Bob Burns

NIKE TOUR Championship

Magnolia Grove (Crossings Course), Mobile, AL
Par: 36-36—72 Yards: 7,154

Purse: \$350,000
October 22-25, 1998

LEADERS: First Round—Perry Moss fired a 6-under-par 66 to lead by three strokes over Jimmy Green and by four over Don Reese, Carl Paulson and Don Walsworth. **Second Round**—Bob Burns and Green shared the lead at 2-under-par 142. Moss was one stroke back, and Emlyn Aubrey was two off the lead. **Third Round**—Burns carded a 5-under-par 67 to get to 7-under and led by four strokes over Aubrey. Green was at 2-under and five back. Michael Clark fired a course-record 65 to get to 1-under-par, along with Tom Scherrer.

CUT: There was no cut; all 50 players completed 72 holes.

PRO-AM: Individual—Notah Begay III, 66, \$250. Team—John Wilson, 48, \$250

WEATHER: Mostly sunny skies, with temperatures in the mid-to-upper 70s all week. Winds were 15-25 mph on Friday.

Winner: Bob Burns 73-69-67-74 283 \$63,000.00

| Player | Pos. | Score | Official Money | Player | Pos. | Score | Official Money | | |
|--------------------------|------|-------------|----------------|-------------|------------------------|-------|----------------|-----|------------|
| Jeff Gove..... | 2 | 75-71-71-69 | 286 | \$39,725.00 | Anthony Painter | T26 | 73-78-73-72 | 296 | \$2,887.50 |
| Jimmy Green..... | 3 | 69-73-72-73 | 287 | 29,750.00 | Charles Raulerson..... | 28 | 71-77-72-77 | 297 | 2,660.00 |
| Michael Clark II..... | T4 | 72-78-65-73 | 288 | 19,250.00 | Pat Bates..... | T29 | 76-76-73-73 | 298 | 2,327.50 |
| John Maginnes..... | T4 | 72-78-69-69 | 288 | 19,250.00 | Marco Gortana..... | T29 | 73-81-71-73 | 298 | 2,327.50 |
| Sean Murphy..... | T4 | 73-76-68-71 | 288 | 19,250.00 | Greg Leshner..... | T29 | 77-79-71-71 | 298 | 2,327.50 |
| Emlyn Aubrey..... | T7 | 72-72-69-76 | 289 | 13,125.00 | Don Walsworth..... | T29 | 70-80-76-72 | 298 | 2,327.50 |
| Jeff Julian..... | T7 | 77-72-71-69 | 289 | 13,125.00 | Jeff Brehaut..... | T33 | 75-73-75-77 | 300 | 1,995.00 |
| Ryan Howison..... | T9 | 71-77-72-71 | 291 | 7,735.00 | Craig Kanada..... | T33 | 74-78-72-76 | 300 | 1,995.00 |
| Perry Moss..... | T9 | 66-77-73-75 | 291 | 7,735.00 | Deane Pappas..... | T33 | 76-76-74-74 | 300 | 1,995.00 |
| Dennis Paulson..... | T9 | 74-78-67-72 | 291 | 7,735.00 | John Wilson..... | T33 | 71-77-76-76 | 300 | 1,995.00 |
| Don Reese..... | T9 | 70-76-72-73 | 291 | 7,735.00 | Mark Hensby..... | T37 | 75-77-71-78 | 301 | 1,785.00 |
| Mike Sposa..... | T9 | 77-71-74-69 | 291 | 7,735.00 | John Kernohan..... | T37 | 76-76-75-74 | 301 | 1,785.00 |
| Woody Austin..... | T14 | 74-74-71-73 | 292 | 4,858.00 | Craig Bowden..... | 39 | 79-77-75-71 | 302 | 1,680.00 |
| Eric Booker..... | T14 | 73-75-72-72 | 292 | 4,858.00 | Brian Bateman..... | 40 | 73-79-78-73 | 303 | 1,610.00 |
| Robin Freeman..... | T14 | 75-74-72-71 | 292 | 4,858.00 | Michael Allen..... | 41 | 78-80-71-75 | 304 | 1,540.00 |
| Tom Scherrer..... | T14 | 71-74-70-77 | 292 | 4,858.00 | Matt Gogel..... | T42 | 78-73-83-71 | 305 | 1,400.00 |
| Chris Zambri..... | T14 | 72-79-67-74 | 292 | 4,858.00 | Gene Sauers..... | T42 | 72-79-75-79 | 305 | 1,400.00 |
| David Berganio, Jr. | 19 | 77-75-67-74 | 293 | 4,200.00 | Jay Williamson..... | T42 | 75-82-77-71 | 305 | 1,400.00 |
| Doug Dunakey..... | T20 | 73-75-71-75 | 294 | 3,850.00 | John Elliott..... | 45 | 76-77-77-76 | 306 | 1,260.00 |
| Scott Dunlap..... | T20 | 77-77-74-66 | 294 | 3,850.00 | Geoffrey Sisk..... | T46 | 81-81-78-75 | 315 | 1,155.00 |
| Steve Lamontagne..... | T20 | 75-76-71-72 | 294 | 3,850.00 | Joey Snyder III..... | T46 | 76-84-80-75 | 315 | 1,155.00 |
| Notah Begay III..... | T23 | 73-76-70-76 | 295 | 3,325.00 | Casey Martin..... | 48 | 82-83-75-76 | 316 | 1,050.00 |
| Carl Paulson..... | T23 | 70-75-74-76 | 295 | 3,325.00 | Eric Johnson..... | 49 | 85-78-76-79 | 318 | 980.00 |
| Chris Riley..... | T23 | 72-75-73-75 | 295 | 3,325.00 | Mike Sullivan..... | 50 | 81-80-78-82 | 321 | 910.00 |
| Joe Ogilvie..... | T26 | 71-75-76-74 | 296 | 2,887.50 | | | | | |

Championship Summaries

1999



Bob Heintz

NIKE TOUR Championship

Robert Trent Jones Golf Trail (Highland Oaks), Dothan, AL
Par: 36-36—72 Yards: 7,407

Purse: \$400,000
October 21-24, 1999

LEADERS: First Round—Jeff Gove and Bob Heintz carded 4-under-par 68s to take a one-shot lead over Richard Zokol, Marco Gortana and Kelly Gibson. Five others were two off the pace. **Second Round**—Gove and Bob Heintz, at 8-under-par 136, increased their lead to three strokes over Edward Fryatt and four strokes over Marco Dawson. **Third Round**—Ryan Howison's 69 moved him into a tie with Heintz for first at 5-under par 211. Gove was one stroke back, and Michael Clark II, Jim M. Johnson and Zokol were within two strokes of the lead.

CUT: There was no cut; all 50 players completed 72 holes.

PRO-AM: \$2,500. Individual—J.J. Henry, Garrett Willis, 71, \$225 each. Team—Shaun Micheel, 49, \$250.

WEATHER: Cool and overcast Thursday morning, with the sun finally breaking out after noon. There was a high of 74 degrees, with north winds 10-15 mph. Temperatures ranging from 58-76 degrees Friday, with northwest winds at 5-10 mph. Saturday temperatures in the mid-50s to-60s, with winds 10-15 mph, gusting to 20. Sunny and cooler Sunday morning, with a high of 64 and north winds 7-12 mph.

Winner: Bob Heintz 68-68-75-72 283 \$72,000.00
(Won playoff with birdie-4 on first extra hole)

| Player | Pos. | Score | Official Money |
|-----------------------|------|-------------|-----------------|
| Marco Dawson..... | 2 | 72-68-74-69 | 283 \$45,400.00 |
| Jeff Gove..... | T3 | 68-68-76-73 | 285 30,000.00 |
| Shaun Micheel..... | T3 | 70-72-73-70 | 285 30,000.00 |
| Jim M. Johnson..... | 5 | 71-70-72-73 | 286 22,000.00 |
| Joel Edwards..... | T6 | 70-73-74-70 | 287 17,000.00 |
| Edward Fryatt..... | T6 | 70-69-77-71 | 287 17,000.00 |
| Michael Clark II..... | T8 | 71-74-68-75 | 288 13,000.00 |
| John Riegger..... | T8 | 74-72-70-72 | 288 13,000.00 |
| Brian Tennyson..... | T10 | 73-68-76-72 | 289 8,466.67 |
| Richard Zokol..... | 10 | 69-74-70-76 | 289 8,466.67 |
| Ryan Howison..... | T10 | 72-70-69-78 | 289 8,466.66 |
| Brad Elder..... | T13 | 73-70-73-74 | 290 6,266.67 |
| Tripp Isenhour..... | T13 | 75-73-72-70 | 290 6,266.67 |
| Craig Bowden..... | T13 | 72-72-70-76 | 290 6,266.66 |
| Marco Gortana..... | T16 | 69-72-80-70 | 291 5,253.34 |
| Todd Demsey..... | T16 | 74-70-76-71 | 291 5,253.33 |
| Fran Quinn..... | T16 | 70-73-73-75 | 291 5,253.33 |
| Glen Hnatiuk..... | T19 | 73-76-73-70 | 292 4,600.00 |
| Jim McGovern..... | T19 | 72-72-73-75 | 292 4,600.00 |
| Don Reese..... | T19 | 72-72-76-72 | 292 4,600.00 |
| Jerry Smith..... | 22 | 71-72-76-74 | 293 4,200.00 |
| Tim Clark..... | T23 | 77-72-75-70 | 294 3,800.00 |
| Mathew Goggin..... | T23 | 73-76-73-72 | 294 3,800.00 |
| J.J. Henry..... | T23 | 75-70-73-76 | 294 3,800.00 |
| Dicky Thompson..... | T26 | 70-79-76-70 | 295 3,213.34 |

| Player | Pos. | Score | Official Money |
|--------------------------|------|-------------|----------------|
| David Berganio, Jr. | T26 | 74-70-77-74 | 295 \$3,213.33 |
| Vance Veazey..... | T26 | 76-72-75-72 | 295 3,213.33 |
| Paul Claxton..... | T29 | 76-75-73-72 | 296 2,720.00 |
| Kelly Gibson..... | T29 | 69-77-77-73 | 296 2,720.00 |
| John Wilson..... | T29 | 71-74-76-75 | 296 2,720.00 |
| Steve Gotsche..... | T32 | 72-76-76-73 | 297 2,400.00 |
| Michael Muehr..... | T32 | 78-75-74-70 | 297 2,400.00 |
| Matt Peterson..... | T32 | 74-73-74-76 | 297 2,400.00 |
| Richard Johnson..... | T35 | 71-78-71-78 | 298 2,200.00 |
| Craig Kanada..... | T35 | 76-70-75-77 | 298 2,200.00 |
| Matt Gogel..... | T37 | 73-73-74-79 | 299 2,000.00 |
| Casey Martin..... | T37 | 73-71-77-78 | 299 2,000.00 |
| Dick Mast..... | T37 | 75-75-74-75 | 299 2,000.00 |
| Kris Cox..... | T40 | 77-71-79-73 | 300 1,680.00 |
| Steve Ford..... | T40 | 73-76-79-72 | 300 1,680.00 |
| Steve Haskins..... | 40 | 76-78-74-72 | 300 1,680.00 |
| Craig Perks..... | T40 | 76-71-80-73 | 300 1,680.00 |
| Darron Stiles..... | T40 | 75-77-73-75 | 300 1,680.00 |
| Curt Byrum..... | T45 | 76-67-82-76 | 301 1,400.00 |
| Mike Grob..... | T45 | 74-72-79-76 | 301 1,400.00 |
| Carl Paulson..... | 47 | 72-75-74-82 | 303 1,280.00 |
| Gibby Gilbert, Jr..... | 48 | 80-74-80-74 | 308 1,200.00 |
| Kevin Johnson..... | T49 | 71-76-83-80 | 310 1,080.00 |
| Garrett Willis..... | T49 | 73-75-84-78 | 310 1,080.00 |

Championship Summaries

2000



Spike McRoy

BUY.COM Tour Championship

Robert Trent Jones Golf Trail (Highland Oaks), Dothan, AL
Par: 36-36—72 Yards: 7,407

Purse: \$550,000
October 23-29, 2000

LEADERS: First Round—Michael Muehr's 5-under-par 67 led Lee Porter and Vance Veazey by one stroke. **Second Round**—Donnie Hammond shot a 68 to move to 7-under 137 and led Muehr, Spike McRoy and John Kernohan by a stroke. **Third Round**—McRoy added a 65 to go to 13-under 203 and led Muehr by four strokes. Briny Baird, Kernohan and Hammond were five back.

CUT: There was no cut; 51 of 55 players completed 72 holes.

PRO-AM: Individual: Mike Grob, 66, \$250. Team: Ryuji Imada, 49, \$250 each.

WEATHER: Mostly sunny Thursday, with temperatures ranging from 73-81. Mostly sunny early Friday, with a few more clouds in the afternoon. The temperature range was 72-82. Sunny on Saturday, with temperatures from 77-85. Sunny, with afternoon cloud coverage Sunday. A high of 85.

Winner: Spike McRoy 74-64-65-69 272 \$99,000.00

| Player | Pos. | Score | | Official Money | Player | Pos. | Score | | Official Money |
|--------------------------|------|-------------|-----|----------------|-----------------------|------|-------------|-----|----------------|
| Briny Baird..... | 2 | 72-70-66-69 | 277 | \$59,400.00 | Steve Haskins..... | T26 | 71-73-73-71 | 288 | \$5,060.00 |
| Michael Muehr..... | T3 | 67-71-69-73 | 280 | 31,900.00 | Richard Johnson..... | T28 | 71-71-72-75 | 289 | 4,620.00 |
| John Riegger..... | T3 | 72-69-69-70 | 280 | 31,900.00 | Lee Rinker..... | T28 | 69-77-74-69 | 289 | 4,620.00 |
| Joe Daley..... | T5 | 73-70-66-72 | 281 | 20,075.00 | Michael Allen..... | T30 | 72-72-72-74 | 290 | 4,207.50 |
| Kelly Grunewald..... | T5 | 72-67-71-71 | 281 | 20,075.00 | Don Reese..... | T30 | 80-70-70-70 | 290 | 4,207.50 |
| John Kernohan..... | T5 | 69-69-70-73 | 281 | 20,075.00 | Keith Clearwater..... | T32 | 69-74-75-73 | 291 | 3,795.00 |
| Matt Peterson..... | 8 | 73-71-67-71 | 282 | 17,050.00 | Craig Kanada..... | T32 | 74-69-75-73 | 291 | 3,795.00 |
| Tim Clark..... | T9 | 74-74-68-67 | 283 | 14,850.00 | Steve Runge..... | T32 | 75-72-70-74 | 291 | 3,795.00 |
| Jeff Gallagher..... | T9 | 72-75-71-65 | 283 | 14,850.00 | Jason Gore..... | T35 | 75-73-74-70 | 292 | 3,318.34 |
| Charles Warren..... | T9 | 76-67-70-70 | 283 | 14,850.00 | Keoke Cotner..... | T35 | 73-71-76-72 | 292 | 3,318.33 |
| Andy Morse..... | 12 | 73-71-74-66 | 284 | 12,650.00 | J.J. Henry..... | T35 | 75-70-71-76 | 292 | 3,318.33 |
| Mike Grob..... | T13 | 72-72-69-72 | 285 | 10,312.50 | Tommy Biershenk..... | 38 | 72-72-70-79 | 293 | 3,080.00 |
| Kent Jones..... | T13 | 71-71-71-72 | 285 | 10,312.50 | Shane Bertsch..... | T39 | 71-75-77-71 | 294 | 2,860.00 |
| Ian Leggatt..... | T13 | 77-70-70-68 | 285 | 10,312.50 | Mark Hensby..... | T39 | 77-71-67-79 | 294 | 2,860.00 |
| Lee Porter..... | T13 | 68-73-74-70 | 285 | 10,312.50 | Kevin Johnson..... | T39 | 74-78-71-71 | 294 | 2,860.00 |
| Paul Gow..... | T17 | 75-71-72-68 | 286 | 7,975.00 | Rob McKelvey..... | T42 | 74-74-74-73 | 295 | 2,585.00 |
| Donnie Hammond..... | T17 | 69-68-71-78 | 286 | 7,975.00 | Darron Stiles..... | T42 | 75-72-72-76 | 295 | 2,585.00 |
| Chris Smith..... | T17 | 72-72-67-75 | 286 | 7,975.00 | Ben Crane..... | T44 | 75-73-75-73 | 296 | 2,200.00 |
| Tjaart van der Walt..... | T17 | 72-69-73-72 | 286 | 7,975.00 | Ryuji Imada..... | T44 | 78-71-73-74 | 296 | 2,200.00 |
| David Berganio, Jr..... | T21 | 74-73-71-69 | 287 | 5,962.00 | Deane Pappas..... | T44 | 73-75-76-72 | 296 | 2,200.00 |
| Paul Claxton..... | T21 | 72-72-71-72 | 287 | 5,962.00 | Pat Perez..... | T44 | 73-78-71-74 | 296 | 2,200.00 |
| R.W. Eaks..... | T21 | 75-68-74-70 | 287 | 5,962.00 | Sonny Skinner..... | T44 | 72-74-73-77 | 296 | 2,200.00 |
| Tripp Isenhour..... | T21 | 72-74-73-68 | 287 | 5,962.00 | Vance Veazey..... | T44 | 68-76-77-75 | 296 | 2,200.00 |
| Fran Quinn..... | T21 | 73-69-71-74 | 287 | 5,962.00 | Tom Kalinowski..... | 50 | 79-72-76-71 | 298 | 1,980.00 |
| Jeff Hart..... | T26 | 77-66-72-73 | 288 | 5,060.00 | Jav Hobby..... | 51 | 76-70-77-83 | 306 | 1,925.00 |

The following players did not finish (W=withdrew, D=disqualified)

W—155- Todd Demsey. **D—225-** Ahmad Bateman. **144-** John Elliott. **148-** Patrick Burke.

Championship Summaries

2001



Pat Bates

BUY.COM Tour Championship

Robert Trent Jones Golf Trail (Senator Course at Capitol Hill)

Prattville, AL

Par: 36-36—72

Yards: 7,656

Purse: \$600,000

October 25-28, 2001

LEADERS: First Round—Don Reese opened at 4-under-par 68 and led Rod Pampling by one stroke. Eric Meeks and Tim Petrovic were two back. **Second Round**—Chad Campbell, Pat Bates and Pampling were at 1-under-par 143. Bo Van Pelt and Brian Kamm were two off the pace. **Third Round**—Bates, at 1-under-par 215, led by one stroke over Brenden Pappas and Kamm. Campbell and Pampling were two behind.

WEATHER: Mostly sunny Thursday, with a high of 76. Sunny and windy Friday, when the high was 72. Sunny and cold Saturday, with temperatures reaching only 57 degrees. Sunny and cold Sunday, when the high was 61. Winds ranged from 10-20 mph Thursday and Saturday, gusting to 30 mph on Friday and blowing from 7-12 mph Sunday.

CUT: There was no cut; all 53 players completed 72 holes.

PRO-AM: Team: Sonny Skinner, 45, \$250.

Winner: Pat Bates 71-72-72-69 284 \$108,000.00

| Player | Pos. | Score | Official Money |
|---------------------------|------|-------------|----------------|
| Tom Carter | T2 | 72-78-69-68 | 287 |
| Brenden Pappas | T2 | 72-74-70-71 | 287 |
| Chad Campbell | 4 | 71-72-74-71 | 288 |
| Ben Crane | T5 | 72-76-72-69 | 289 |
| Jason Dufner | T5 | 73-73-74-69 | 289 |
| Rod Pampling | T5 | 69-74-74-72 | 289 |
| Brian Kamm | T8 | 74-71-71-74 | 290 |
| Tim Petrovic | T8 | 70-76-71-73 | 290 |
| Brett Quigley | T8 | 73-74-72-71 | 290 |
| John Rollins | T8 | 75-74-74-67 | 290 |
| Jason Buha | T12 | 72-74-74-71 | 291 |
| Keoke Cotner | T12 | 71-76-73-71 | 291 |
| Jay Delsing | T12 | 71-77-74-69 | 291 |
| Eric Meeks | T15 | 70-76-78-68 | 292 |
| Vic Wilk | T15 | 74-72-76-70 | 292 |
| Deane Pappas | T17 | 72-76-72-73 | 293 |
| Charles Raulerson | T17 | 73-77-73-70 | 293 |
| Don Reese | T17 | 68-81-74-70 | 293 |
| Tjaart van der Walt | T17 | 73-75-71-74 | 293 |
| Paul Claxton | 21 | 73-73-74-74 | 294 |
| Chris Couch | T22 | 76-73-74-72 | 295 |
| Rob McKelvey | T22 | 72-76-77-70 | 295 |
| Pat Perez | T22 | 74-73-74-74 | 295 |
| Tommy Biershenk | T25 | 77-75-76-68 | 296 |
| Jonathan Byrd | T25 | 73-81-72-70 | 296 |
| Bo Van Pelt | T25 | 72-73-80-71 | 296 |

| Player | Pos. | Score | Official Money |
|----------------------|------|-------------|----------------|
| John Elliott | T28 | 75-79-74-69 | 297 |
| Kelly Gibson | T28 | 73-76-75-73 | 297 |
| Todd Fischer | T30 | 79-74-73-72 | 298 |
| Jeff Freeman | T30 | 78-76-74-70 | 298 |
| Jim Benepe | T32 | 72-83-73-71 | 299 |
| Sonny Skinner | T32 | 73-79-74-73 | 299 |
| Guy Boros | T34 | 73-77-77-73 | 300 |
| Steve Haskins | T34 | 74-76-75-75 | 300 |
| Omar Uresti | T34 | 75-77-77-71 | 300 |
| Matt Peterson | T37 | 76-79-69-78 | 302 |
| D.A. Points | T37 | 75-79-76-72 | 302 |
| Danny Briggs | T39 | 76-79-77-71 | 303 |
| Trevor Dodds | T39 | 73-81-76-73 | 303 |
| Darron Stiles | T39 | 72-78-78-75 | 303 |
| Richard Zokol | T39 | 77-79-74-73 | 303 |
| Joe Daley | T43 | 73-84-75-72 | 304 |
| Jason Hill | T43 | 75-74-78-77 | 304 |
| Heath Slocum | 45 | 76-78-77-74 | 305 |
| Todd Barranger | T46 | 85-77-71-75 | 308 |
| Michael Long | T46 | 76-75-81-76 | 308 |
| Jason Caron | 48 | 73-79-76-81 | 309 |
| Mike Heinen | T49 | 72-80-82-76 | 310 |
| Billy Judah | T49 | 71-81-77-81 | 310 |
| Ryuji Imada | 51 | 78-78-82-75 | 313 |
| Jeff Gove | 52 | 77-78-77-82 | 314 |
| John Maginnes | 53 | 78-82-73-82 | 315 |

Championship Summaries

2002



Patrick Moore

BUY.COM Tour Championship

Robert Trent Jones Golf Trail (Senator Course at Capitol Hill)

Prattville, AL

Par: 36-36—72

Yards: 7,685

Purse: \$600,000

October 24-27, 2002

LEADERS: First Round—Todd Barranger shot a course-record 7-under-par 65 to take a two-stroke lead over Mike Heinen, Eric Meeks and Jason Gore. **Second Round**—Jay Delsing shot a course-record 9-under-par 63 to move to 8-under-par 136 and a one-stroke lead over Heinen, Meeks and Jeff Klauk.

CUT: There was no cut; 52 of 54 players completed 54 holes.

PRO-AM: Monday - Team: Brian Claar, Rich Barcelo, Dave Stockton, Jr., 49, \$333. Tuesday - Team: Todd Barranger, 47, \$450.

WEATHER: Cloudy with periods of drizzle and light rain Thursday and Friday with high temperature of 67. Steady rain all day Saturday with a high of 68. Play suspended from 12:34-2:42 p.m. due to thunderstorms in the area. Final suspension due to darkness at 5:25 p.m. with 16 players still on the course. Third-round play resumed at 7:15 a.m. Sunday and final-round play began at 9:15 a.m. Heavy rain showers forced a delay at 1:20 p.m. Sunday. Officials reduced the tournament to 54 holes at 2 p.m. when it was determined the course was unplayable.

Winner: Patrick Moore

71-69-66

206

\$108,000.00

| Player | Pos. | Score | Official Money |
|--------------------|------|--------------|----------------|
| Steven Alker | T2 | 71-69-68 208 | \$44,800.00 |
| Mike Heinen | T2 | 67-70-71 208 | 44,800.00 |
| Jeff Klauk | T2 | 69-68-71 208 | 44,800.00 |
| Eric Meeks | T5 | 67-70-72 209 | 22,800.00 |
| Arron Oberholser | T5 | 70-73-66 209 | 22,800.00 |
| Jason Buha | T7 | 71-69-70 210 | 18,700.00 |
| Keoke Cotner | T7 | 69-69-72 210 | 18,700.00 |
| Roland Thatcher | T7 | 68-71-71 210 | 18,700.00 |
| Jay Delsing | T10 | 73-63-75 211 | 15,000.00 |
| Dave Stockton, Jr. | T10 | 75-66-70 211 | 15,000.00 |
| Tyler Williamson | T10 | 71-69-71 211 | 15,000.00 |
| Aaron Baddeley | T13 | 68-72-72 212 | 11,430.00 |
| Todd Barranger | T13 | 65-73-74 212 | 11,430.00 |
| Brian Claar | T13 | 71-70-71 212 | 11,430.00 |
| Tag Ridings | T13 | 70-72-70 212 | 11,430.00 |
| Gavin Coles | T17 | 70-69-74 213 | 9,240.00 |
| David Morland IV | T17 | 72-71-70 213 | 9,240.00 |
| Barry Cheesman | T19 | 70-71-73 214 | 7,485.00 |
| Jeff Freeman | T19 | 72-70-72 214 | 7,485.00 |
| Jason Gore | T19 | 67-73-74 214 | 7,485.00 |
| Anthony Painter | T19 | 75-69-70 214 | 7,485.00 |
| Emlyn Aubrey | T23 | 74-68-73 215 | 5,622.86 |
| Doug Barron | T23 | 70-71-74 215 | 5,622.86 |
| Todd Fischer | T23 | 72-74-69 215 | 5,622.86 |
| Rob McKelvey | T23 | 72-70-73 215 | 5,622.86 |
| Scott Sterling | T23 | 72-72-71 215 | 5,622.86 |

| Player | Pos. | Score | Official Money |
|-------------------|------|--------------|----------------|
| Ken Green | T23 | 73-67-75 215 | \$5,622.85 |
| Charles Warren | T23 | 69-71-75 215 | 5,622.85 |
| Jace Bugg | T30 | 76-68-72 216 | 4,620.00 |
| Doug Garwood | T30 | 73-70-73 216 | 4,620.00 |
| Omar Uresti | T30 | 75-70-71 216 | 4,620.00 |
| John Maginnes | T33 | 70-72-75 217 | 3,990.00 |
| Charles Raulerson | T33 | 70-75-72 217 | 3,990.00 |
| Brian Wilson | T33 | 71-72-74 217 | 3,990.00 |
| Zoran Zorkic | T33 | 74-70-73 217 | 3,990.00 |
| Jason Caron | T37 | 69-74-75 218 | 3,450.00 |
| Marco Dawson | T37 | 74-70-74 218 | 3,450.00 |
| Andy Sanders | 39 | 70-77-72 219 | 3,240.00 |
| Mark Hensby | T40 | 74-73-73 220 | 3,060.00 |
| Darron Stiles | T40 | 71-70-79 220 | 3,060.00 |
| Tommy Biershenk | T42 | 75-70-77 222 | 2,760.00 |
| Andrew McLardy | T42 | 77-67-78 222 | 2,760.00 |
| Andy Miller | T42 | 76-74-72 222 | 2,760.00 |
| Steve Haskins | T45 | 73-69-81 223 | 2,430.00 |
| Cliff Kresge | T45 | 75-69-79 223 | 2,430.00 |
| Joel Kribel | T45 | 74-72-77 223 | 2,430.00 |
| David Branshaw | T48 | 76-76-73 225 | 2,310.00 |
| Tom Carter | T48 | 77-73-75 225 | 2,310.00 |
| Patrick Sheehan | T48 | 74-76-75 225 | 2,310.00 |
| Rich Barcelo | T51 | 77-76-75 228 | 2,235.00 |
| Jeff Hart | T51 | 76-73-79 228 | 2,235.00 |

The following players did not finish (W=withdrew, D=disqualified)

D—75 Gary Hallberg. **78—** Hunter Haas.

Championship Summaries

2003



Chris Couch

Nationwide Tour Championship

Robert Trent Jones Golf Trail (Senator Course at Capitol Hill)

Prattville, AL

Par: 36-36—72

Yards: 7,661

Purse: \$625,000

October 30-November 27, 2003

LEADERS: First Round—Zach Johnson, at 7-under 65, led by one over D.J. Brigman, Chris Couch, Jason Dufner and Bo Van Pelt. **Second Round**—Ken Duke and Couch shared the lead at 11-under 133. Brigman was one back, with Chris Tidland and Doug LaBelle two off the lead. **Third Round**—Couch was at 18-under 198. He led by four over Tjaart Van der Walt. Duke was five back.

CUT: There was no cut. 54 professionals completed 72 holes.

PRO-AM: Team: Monday — Scott Gump, John Elliott, Jeff

Freeman, 51, \$333.33 each. Tuesday — Joe Ogilvie, 49, \$400.

WEATHER: Thursday: Sunny and warm, breezy at times. High of 83. Winds ESE 8-14 mph. Friday: Mostly sunny and warm. High of 81. Winds ENE 6-12 mph. Saturday: Mostly sunny and warm. High of 83. Winds NE 4-8 mph. Sunday: Sunny and warm. High of 85. Winds becoming NE 4-8 mph.

Winner: Chris Couch

66-67-65-72

270

\$112,500.00

| Player | Pos. | Score | Official Money |
|---------------------|------|-------------|----------------|
| D.J. Brigman | 2 | 66-68-71-68 | 273 |
| Zach Johnson | 3 | 65-72-69-68 | 274 |
| Ken Duke | 4 | 67-66-70-72 | 275 |
| Jason Bohn | T5 | 73-68-65-70 | 276 |
| Bo Van Pelt | T5 | 66-70-74-66 | 276 |
| Jess Daley | 7 | 68-69-70-70 | 277 |
| Jeff Freeman | T8 | 71-68-72-67 | 278 |
| Mark Hensby | T8 | 73-69-67-69 | 278 |
| Wes Short | T8 | 70-68-67-73 | 278 |
| Chris Tidland | T8 | 71-64-71-72 | 278 |
| Jason Dufner | T12 | 66-70-72-71 | 279 |
| Jeff Klauk | T12 | 71-70-69-69 | 279 |
| Tommy Tolles | T12 | 71-72-65-71 | 279 |
| Tjaart Van der Walt | T12 | 67-70-65-77 | 279 |
| Scott Gutschewski | 16 | 70-69-73-68 | 280 |
| Daniel Chopra | T17 | 68-71-67-76 | 282 |
| Andre Stolz | T17 | 69-71-69-73 | 282 |
| Roger Tambellini | T17 | 68-72-71-71 | 282 |
| Ryan Palmer | T20 | 76-70-68-70 | 284 |
| Doug LaBelle II | T20 | 69-66-72-77 | 284 |
| Jimmy Walker | T20 | 70-70-68-76 | 284 |
| David Branshaw | T23 | 72-69-73-71 | 285 |
| Bobby Gage | T23 | 70-69-73-73 | 285 |
| Blaine McCallister | T23 | 71-71-69-74 | 285 |
| David Morland IV | T23 | 72-69-71-73 | 285 |
| Charles Warren | 27 | 69-72-72-73 | 286 |
| Paul Claxton | T28 | 72-74-71-70 | 287 |

| Player | Pos. | Score | Official Money |
|-----------------|------|-------------|----------------|
| Roland Thatcher | T28 | 67-74-75-71 | 287 |
| Guy Boros | T28 | 72-72-68-75 | 287 |
| Craig Lile | T28 | 68-73-72-74 | 287 |
| Craig Bowden | T32 | 72-76-70-70 | 288 |
| Hunter Haas | T32 | 73-74-68-73 | 288 |
| Omar Uresti | T32 | 74-68-71-75 | 288 |
| John Elliott | 35 | 73-73-73-70 | 289 |
| Michael Allen | T36 | 69-74-76-71 | 290 |
| Todd Demsey | T36 | 73-74-76-67 | 290 |
| James Oh | T36 | 72-74-72-72 | 290 |
| Scott Gump | T39 | 69-74-74-74 | 291 |
| D.A. Points | T39 | 73-72-69-77 | 291 |
| Joe Ogilvie | 41 | 72-70-71-79 | 292 |
| Ryuji Imada | T42 | 70-76-75-72 | 293 |
| Kevin Johnson | T42 | 75-71-75-72 | 293 |
| Vaughn Taylor | 44 | 76-73-73-72 | 294 |
| Bob Heintz | T45 | 77-73-71-74 | 295 |
| Rich Barcelo | T45 | 75-80-65-75 | 295 |
| Scott Sterling | T45 | 70-76-74-75 | 295 |
| Tripp Isenhour | 48 | 71-74-77-75 | 297 |
| Tom Carter | T49 | 70-74-79-76 | 299 |
| Brett Wetterich | T49 | 72-72-80-75 | 299 |
| Ted Purdy | T51 | 73-74-76-78 | 301 |
| Kyle Thompson | T51 | 75-73-78-75 | 301 |
| Michael Long | T53 | 77-79-72-74 | 302 |
| Lucas Glover | T53 | 73-76-77-76 | 302 |

The following players did not finish (W=withdrew)

W—149—Steve Haskins

Championship Summaries

2004



Nick Watney

Nationwide Tour Championship

Robert Trent Jones Golf Trail (Senator Course at Capitol Hill)

Prattville, AL

Par: 36-36—72

Yards: 7,661

Purse: \$625,000

October 28- 31, 2004

LEADERS: First Round—Darron Stiles was at 7-under 65 and led by one over Jason Caron, Brett Wetterich, Gavin Coles and Euan Walters. Six players were two back. **Second Round**—Justin Bolli, at 13-under 131, led by one over Franklin Langham. Nick Watney was two off the pace, and Caron was three back. **Third Round**—Watney and Bolli were tied for the lead at 12-under 204. Kevin Stadler was one back. Nathan Green, Ryuji Imada, Wetterich and D. J. Trahan were two off the lead.

CUT: There was no cut. 58 players completed 72 holes.

PRO-AM: Tuesday: David Hearn, 46, \$500. Wednesday: Craig Lile, Jimmy Walker, Jason Caron and D. A. Points, 51, \$287.50 each.

WEATHER: Fog delay of 1:25 to start play Thursday then mostly sunny and warm. High of 87. Winds NW at 5-10 mph. Fog delay to start play (1:12) Friday. Mostly sunny and 87 in the afternoon. Fog again delayed the start of play Saturday (1:55), becoming sunny, breezy and warm. The high temperature reached 87. Winds SW at 5-15 mph. Fog delay to start play Sunday (1:08) then sunny and warm in the afternoon. High of 87.

Winner: Nick Watney 69-64-71-69 273 \$112,500.00

| Player | Pos. | Score | | Official Money | Player | Pos. | Score | | Official Money |
|-------------------|------|-------------|-----|----------------|------------------|------|-------------|-----|----------------|
| Brett Wetterich | 2 | 66-69-71-70 | 276 | \$67,500.00 | Gavin Coles | T31 | 66-76-72-73 | 287 | \$4,062.50 |
| Jason Caron | T3 | 66-68-77-66 | 277 | 36,250.00 | Bryce Molder | T31 | 75-66-73-73 | 287 | 4,062.50 |
| Franklin Langham | T3 | 67-65-77-68 | 277 | 36,250.00 | Jimmy Walker | T31 | 74-73-68-72 | 287 | 4,062.50 |
| Justin Bolli | T5 | 67-64-73-74 | 278 | 21,187.50 | Doug Barron | T34 | 67-74-74-73 | 288 | 3,687.50 |
| Mathew Goggin | T5 | 73-67-68-70 | 278 | 21,187.50 | Nick Cassini | T34 | 73-72-71-72 | 288 | 3,687.50 |
| Nathan Green | T5 | 68-69-69-72 | 278 | 21,187.50 | Johnson Wagner | T34 | 72-71-73-72 | 288 | 3,687.50 |
| Brandt Snedeker | T5 | 73-70-68-67 | 278 | 21,187.50 | James Driscoll | T37 | 72-69-74-74 | 289 | 3,250.00 |
| Kevin Stadler | T5 | 68-67-70-73 | 278 | 21,187.50 | Jeff Klauk | T37 | 67-71-79-72 | 289 | 3,250.00 |
| Jason Schultz | T10 | 68-71-72-68 | 279 | 15,625.00 | Michael Long | T37 | 74-72-72-71 | 289 | 3,250.00 |
| Darron Stiles | T10 | 65-72-72-70 | 279 | 15,625.00 | Scott Petersen | T37 | 68-71-75-75 | 289 | 3,250.00 |
| Kyle Thompson | T10 | 69-66-72-72 | 279 | 15,625.00 | Steven Alker | T41 | 73-69-77-71 | 290 | 2,812.50 |
| David Hearn | T13 | 75-64-71-70 | 280 | 12,500.00 | Scott Dunlap | T41 | 73-70-77-70 | 290 | 2,812.50 |
| Ryuji Imada | T13 | 69-67-70-74 | 280 | 12,500.00 | Euan Walters | T41 | 66-71-73-80 | 290 | 2,812.50 |
| Jeff Gove | T15 | 72-67-71-71 | 281 | 10,625.00 | Troy Matteson | 44 | 72-73-72-74 | 291 | 2,562.50 |
| Bill Lunde | T15 | 72-67-73-69 | 281 | 10,625.00 | Chris Anderson | T45 | 72-73-73-74 | 292 | 2,468.75 |
| D.J. Trahan | T15 | 70-66-70-75 | 281 | 10,625.00 | Rick Price | T45 | 75-70-72-75 | 292 | 2,468.75 |
| Doug LaBelle II | T18 | 73-70-70-69 | 282 | 8,750.00 | Dave Christensen | 47 | 71-73-73-76 | 293 | 2,375.00 |
| D.A. Points | T18 | 70-69-71-72 | 282 | 8,750.00 | Paul Gow | T48 | 74-67-74-79 | 294 | 2,281.25 |
| Chris Tidland | T18 | 68-69-74-71 | 282 | 8,750.00 | Vance Veazey | T48 | 76-72-72-74 | 294 | 2,281.25 |
| Ryan Armour | T21 | 70-70-71-72 | 283 | 6,312.50 | Ben Bates | T50 | 67-72-78-78 | 295 | 2,203.13 |
| John Elliott | T21 | 73-72-68-70 | 283 | 6,312.50 | Anthony Painter | T50 | 72-66-74-83 | 295 | 2,203.12 |
| Scott Gump | T21 | 71-71-70-71 | 283 | 6,312.50 | Brendan Jones | 52 | 74-72-77-73 | 296 | 2,156.25 |
| Charley Hoffman | T21 | 70-68-73-72 | 283 | 6,312.50 | David McKenzie | 53 | 73-75-75-75 | 298 | 2,125.00 |
| Jon Mills | T21 | 68-71-71-73 | 283 | 6,312.50 | Bubba Watson | 54 | 76-70-78-76 | 300 | 2,093.75 |
| Charles Warren | T21 | 72-69-72-70 | 283 | 6,312.50 | Jeff Quinney | T55 | 74-73-78-77 | 302 | 2,046.88 |
| Jason Buha | 27 | 69-70-70-75 | 284 | 5,062.50 | Hunter Haas | T55 | 76-74-72-80 | 302 | 2,046.87 |
| Bradley Hughes | T28 | 72-72-70-72 | 286 | 4,572.92 | Shane Bertsch | 57 | 77-73-76-77 | 303 | 2,000.00 |
| Brad Ott | T28 | 73-68-71-74 | 286 | 4,572.92 | Craig Lile | 58 | 78-73-74-79 | 304 | 1,968.75 |
| Scott Gutschewski | T28 | 67-69-74-76 | 286 | 4,572.91 | | | | | |

The following players did not finish (W=withdrew)

W—224—Tom Scherrer.

Championship Summaries

2005



David Branshaw

Nationwide Tour Championship

Robert Trent Jones Golf Trail (Senator Course at Capitol Hill)

Prattville, AL

Par: 36-36—72

Yards: 7,661

Purse: \$650,000

October 27- 30, 2005

LEADERS: First Round—Kevin Durkin, Jon Mills and David Morland IV shared the lead at 5-under-par 67. Cliff Kresge, Jim McGovern and Rick Price were one back. **Second Round**—David Branshaw was at 8-under 136 and led by one over Mills. Steven Bowditch and Ryan Armour were three off the pace. **Third Round**—Branshaw was at 11-under 205 and led by four over Eric Axley and Bowditch. Mills was five back.

Wednesday: Troy Matteson, 46, \$450.

WEATHER: Frost delayed the start of play by 30 minutes Thursday. Otherwise, mostly sunny the rest of the day. High of 70. Winds NE at 5-10 mph. Mostly sunny Friday. High of 69, with winds NE at 10-15 mph. Mostly sunny Saturday, with a high of 69. Winds NE at 5-10 mph. Mostly sunny Sunday. High of 73. Winds ESE at 5-10 mph.

CUT: There was no cut. All 59 players completed 72 holes.

PRO-AM: Tuesday: Scott Weatherly, 52, \$450.

Winner: David Branshaw 71-65-69-71


276

\$117,000.00

| Player | Pos. | Score | Official Money | Player | Pos. | Score | Official Money | | |
|------------------|------|-------------|----------------|-------------|---------------------|-------|----------------|-----|------------|
| Eric Axley | 2 | 77-66-66-69 | 278 | \$70,200.00 | Ken Duke | T30 | 72-71-74-75 | 292 | \$4,231.50 |
| Jerry Smith | 3 | 73-72-66-69 | 280 | 44,200.00 | Deane Pappas | T30 | 75-75-74-68 | 292 | 4,231.50 |
| Peter Tomasulo | 4 | 74-69-68-70 | 281 | 31,200.00 | David Peoples | T30 | 73-73-74-72 | 292 | 4,231.50 |
| Steven Bowditch | 5 | 71-68-70-73 | 282 | 26,000.00 | Johnson Wagner | T30 | 73-76-72-71 | 292 | 4,231.50 |
| Mathew Goggin | 6 | 71-70-73-69 | 283 | 23,400.00 | Chris Couch | T35 | 72-73-76-72 | 293 | 3,575.00 |
| Charley Hoffman | T7 | 73-74-69-70 | 286 | 20,258.34 | Nathan Green | T35 | 70-75-75-73 | 293 | 3,575.00 |
| Ryan Armour | T7 | 69-70-73-74 | 286 | 20,258.33 | Greg Kraft | T35 | 71-74-74-74 | 293 | 3,575.00 |
| Bubba Dickerson | T7 | 72-72-69-73 | 286 | 20,258.33 | Chris Tidland | T35 | 71-73-77-72 | 293 | 3,575.00 |
| Chad Collins | T10 | 75-69-72-71 | 287 | 16,900.00 | Vance Veazey | T35 | 77-72-72-72 | 293 | 3,575.00 |
| Steve LeBrun | T10 | 72-71-70-74 | 287 | 16,900.00 | Keoke Cotner | T40 | 78-73-71-72 | 294 | 3,055.00 |
| Tim O'Neal | T12 | 74-74-72-68 | 288 | 11,978.58 | Dicky Pride | T40 | 71-79-69-75 | 294 | 3,055.00 |
| Kim Felton | T12 | 72-73-72-71 | 288 | 11,978.57 | Camilo Villegas | T40 | 72-74-70-78 | 294 | 3,055.00 |
| Ryan Hietala | T12 | 72-75-69-72 | 288 | 11,978.57 | Shane Bertsch | T43 | 75-76-69-76 | 296 | 2,613.00 |
| Cliff Kresge | T12 | 68-73-74-73 | 288 | 11,978.57 | Greg Chalmers | T43 | 71-73-75-77 | 296 | 2,613.00 |
| Troy Matteson | T12 | 75-69-72-72 | 288 | 11,978.57 | Kevin Gessino-Kraft | T43 | 76-74-74-72 | 296 | 2,613.00 |
| Jim McGovern | T12 | 68-72-71-77 | 288 | 11,978.57 | Jeff Gove | T43 | 74-73-74-75 | 296 | 2,613.00 |
| David McKenzie | T12 | 70-75-69-74 | 288 | 11,978.57 | Scott Petersen | T43 | 73-70-79-74 | 296 | 2,613.00 |
| Kris Cox | T19 | 73-72-73-71 | 289 | 7,878.00 | Danny Ellis | T48 | 71-77-73-76 | 297 | 2,372.50 |
| Brendon de Jonge | T19 | 73-73-70-73 | 289 | 7,878.00 | Bubba Watson | T48 | 73-76-79-69 | 297 | 2,372.50 |
| Jason Schultz | T19 | 70-72-76-71 | 289 | 7,878.00 | Kevin Durkin | 50 | 67-77-77-77 | 298 | 2,307.50 |
| Brandt Snedeker | T19 | 72-74-71-72 | 289 | 7,878.00 | Brian Henninger | T51 | 71-74-76-78 | 299 | 2,258.75 |
| Tim Wilkinson | T19 | 72-74-69-74 | 289 | 7,878.00 | Matt Weibring | T51 | 74-78-73-74 | 299 | 2,258.75 |
| Bill Haas | T24 | 70-71-74-75 | 290 | 5,703.75 | Andrew Johnson | T53 | 75-76-76-73 | 300 | 2,193.75 |
| Jon Mills | T24 | 67-70-73-80 | 290 | 5,703.75 | Doug LaBelle II | T53 | 72-79-75-74 | 300 | 2,193.75 |
| Rick Price | T24 | 68-73-74-75 | 290 | 5,703.75 | Esteban Toledo | 55 | 76-75-74-77 | 302 | 2,145.00 |
| Tom Scherrer | T24 | 70-77-74-69 | 290 | 5,703.75 | Aaron Barber | 56 | 71-76-79-77 | 303 | 2,112.50 |
| David Morland IV | T28 | 67-73-75-76 | 291 | 4,875.00 | Garrett Willis | 57 | 72-74-77-81 | 304 | 2,080.00 |
| Scott Weatherly | T28 | 77-72-72-70 | 291 | 4,875.00 | Roger Tambellini | 58 | 78-73-80-77 | 308 | 2,047.50 |
| Joe Daley | T30 | 71-72-76-73 | 292 | 4,231.50 | Jason Dufner | 59 | 74-81-78-80 | 313 | 2,015.00 |

Championship Summaries

2006



Craig Kanada

Nationwide Tour Championship

The Houstonian Golf & Country Club
Richmond, TX
Par: 36-36—72

Yards: 7,240

Purse: \$750,000
November 9-12, 2006

LEADERS: First Round—Gary Christian, Andrew Buckle and Cliff Kresge shared the lead at 5-under-par 67. Chris Tidland, Steve Allan and Brandt Snedeker were one shot back. **Second Round**—Matt Kuchar, Chris Baryla, Snedeker, Kresge and Buckle shared the lead at 8-under 136. Craig Kanada, Johnson Wagner and Tim O'Neal were one back. **Third Round**—Kuchar was at 13-under 203 and led Boo Weekley by three shots. Buckle and Kresge were four off the pace.

CUT: There was no 36-hole cut; 59 players completed 72 holes.
PRO-AM: Tuesday: Parker McLachlin, 50; \$450. Wednesday:

Ricky Barnes, Roland Thatcher, 49; \$387.50 each.

WEATHER: A mixture of sunshine and clouds Thursday, with higher humidity levels. Winds SSW at 10-20 mph, gusting to 25 mph. High of 84. Partly cloudy Friday, with a few sprinkles between 11 a.m. and noon. Winds SSW at 10-20 mph. High of 87. Mostly sunny, breezy and cooler Saturday, with winds NNE at 15-25 mph. High of 65. Mostly sunny and pleasant Sunday, with winds E at 5-15 mph. High of 68.

Winner: Craig Kanada 73-64-72-66 275 \$135,000.00

| Player | Pos. | Score | | Official Money | Player | Pos. | Score | | Official Money |
|-----------------|------|-------------|-----|----------------|------------------|------|-------------|-----|----------------|
| Andrew Buckle | T2 | 67-69-71-69 | 276 | \$66,000.00 | Nick Flanagan | T30 | 71-69-79-72 | 291 | \$4,725.00 |
| Matt Kuchar | T2 | 71-65-67-73 | 276 | 66,000.00 | Scott Gardiner | T30 | 73-66-77-75 | 291 | 4,725.00 |
| Ricky Barnes | 4 | 72-68-73-65 | 278 | 36,000.00 | Jarrod Lyle | T30 | 72-73-75-71 | 291 | 4,725.00 |
| Doug LaBelle II | 5 | 70-70-72-67 | 279 | 30,000.00 | Kyle Reifers | T30 | 69-70-79-73 | 291 | 4,725.00 |
| Stephen Marino | T6 | 71-68-72-69 | 280 | 26,062.50 | Chris Tidland | T30 | 68-71-74-78 | 291 | 4,725.00 |
| Darron Stiles | T6 | 73-70-70-67 | 280 | 26,062.50 | Brendon de Jonge | T36 | 70-75-75-72 | 292 | 3,975.00 |
| Paul Claxton | T8 | 69-70-75-67 | 281 | 22,500.00 | Matthew Jones | T36 | 71-71-75-75 | 292 | 3,975.00 |
| Tim O'Neal | T8 | 69-68-77-67 | 281 | 22,500.00 | Michael Long | T36 | 71-71-75-75 | 292 | 3,975.00 |
| Chris Baryla | T10 | 69-67-72-74 | 282 | 18,750.00 | Brenden Pappas | T36 | 69-70-81-72 | 292 | 3,975.00 |
| Tripp Isenhour | T10 | 70-70-73-69 | 282 | 18,750.00 | Jason Allred | T40 | 76-72-72-73 | 293 | 3,375.00 |
| Cliff Kresge | T10 | 67-69-71-75 | 282 | 18,750.00 | Scott Dunlap | T40 | 78-67-74-74 | 293 | 3,375.00 |
| Johnson Wagner | 13 | 70-67-73-73 | 283 | 15,750.00 | Bob Heintz | T40 | 71-69-76-77 | 293 | 3,375.00 |
| Gavin Coles | T14 | 72-71-71-70 | 284 | 13,125.00 | Franklin Langham | T40 | 74-71-77-71 | 293 | 3,375.00 |
| Ken Duke | T14 | 70-71-76-67 | 284 | 13,125.00 | Hunter Haas | T44 | 77-68-72-77 | 294 | 2,962.50 |
| Craig Lile | T14 | 72-69-72-71 | 284 | 13,125.00 | Kevin Johnson | T44 | 72-74-72-76 | 294 | 2,962.50 |
| Jim Rutledge | T14 | 72-73-71-68 | 284 | 13,125.00 | John Merrick | T46 | 74-71-77-73 | 295 | 2,775.00 |
| Jason Dufner | T18 | 72-68-74-71 | 285 | 10,500.00 | Aron Price | T46 | 73-76-76-70 | 295 | 2,775.00 |
| Brandt Snedeker | T18 | 68-68-75-74 | 285 | 10,500.00 | Michael Sim | T46 | 72-74-74-75 | 295 | 2,775.00 |
| Boo Weekley | T18 | 69-69-68-79 | 285 | 10,500.00 | Chad Collins | T49 | 72-67-76-81 | 296 | 2,606.25 |
| Ryan Armour | 21 | 71-71-70-74 | 286 | 9,000.00 | Jess Daley | T49 | 75-73-75-73 | 296 | 2,606.25 |
| Craig Bowden | T22 | 71-68-75-73 | 287 | 7,500.00 | Bradley Hughes | T49 | 76-73-76-71 | 296 | 2,606.25 |
| Gary Christian | T22 | 67-76-73-71 | 287 | 7,500.00 | Michael Putnam | T49 | 72-72-75-77 | 296 | 2,606.25 |
| Paul Gow | T22 | 75-71-69-72 | 287 | 7,500.00 | Justin Bolli | T53 | 70-76-83-69 | 298 | 2,456.25 |
| David Hearn | T22 | 71-72-77-67 | 287 | 7,500.00 | Glen Day | T53 | 72-73-78-75 | 298 | 2,456.25 |
| Roland Thatcher | 26 | 71-73-71-73 | 288 | 6,300.00 | Parker McLachlin | T53 | 75-71-78-74 | 298 | 2,456.25 |
| Jeff Quinney | T27 | 73-68-79-69 | 289 | 5,850.00 | Bryce Molder | T53 | 71-74-80-73 | 298 | 2,456.25 |
| Peter Tomasulo | T27 | 70-69-75-75 | 289 | 5,850.00 | Charlie Wi | 57 | 74-73-77-75 | 299 | 2,362.50 |
| Steve Allan | 29 | 68-73-77-72 | 290 | 5,400.00 | Kyle Thompson | 58 | 70-71-80-79 | 300 | 2,325.00 |
| Cameron Beckman | T30 | 72-69-74-76 | 291 | 4,725.00 | Richard Johnson | 59 | 76-72-79-77 | 304 | 2,287.50 |

Championship Summaries

2007



Richard Johnson

Nationwide Tour Championship

Barona Creek Golf Club
Lakeside, CA
November 1-4, 2007
Purse: \$775,000
Par: 35-36—71
Yards: 7,328

LEADERS

First Round

Michael Letzig60 (-11)
 Gary Christian63 (-8)
 Tjaart van der Walt.....63 (-8)
 James Driscoll64 (-7)
Richard Johnson.....66 (T8)

Second Round

Michael Letzig126 (-16)
Richard Johnson.....130 (-12)
 Roland Thatcher.....131 (-11)
 Tom Scherrer131 (-11)
 Jim McGovern131 (-11)
 B.J. Staten.....131 (-11)
 Tjaart van der Walt.....131 (-11)

Third Round

Richard Johnson.....197 (-16)
 Tom Scherrer198 (-15)
 Kelly Grunewald199 (-14)
 Jim McGovern199 (-14)
 Michael Letzig199 (-14)

CUT: There was no cut. All 56 players completed 72 holes.

PRO-AM: Bob Burns, 50, \$500.

WEATHER: Fog led to a 45-minute delay to the start of play Thursday. Skies mostly sunny. High of 73. Winds W at 5-10 mph. Fog led to a 75-minute delay to the start of play. Skies mostly sunny after. High of 77. Winds W at 5-10 mph. Mostly sunny Saturday. High of 86. Winds NW at 8-12 mph. Partly sunny Sunday. High of 83. Winds W at 4-6 mph.

Winner: Richard Johnson 66-64-67-67 264 \$139,500.00

| Player | Pos. | Score | Official Money |
|--------------------------|------|-------------|-----------------|
| Michael Letzig..... | 2 | 60-66-73-66 | 265 \$83,700.00 |
| Martin Laird | T3 | 65-68-67-66 | 266 44,950.00 |
| Tom Scherrer..... | T3 | 66-65-67-68 | 266 44,950.00 |
| Scott Gardiner..... | T5 | 71-67-63-66 | 267 29,450.00 |
| Brenden Pappas..... | T5 | 66-66-68-67 | 267 29,450.00 |
| David Hearn | 7 | 70-66-67-65 | 268 25,962.50 |
| James Driscoll | T8 | 64-71-67-67 | 269 21,700.00 |
| Kelly Grunewald..... | T8 | 67-65-67-70 | 269 21,700.00 |
| Garth Mulroy..... | T8 | 69-70-65-65 | 269 21,700.00 |
| B.J. Staten | T8 | 65-66-69-69 | 269 21,700.00 |
| Jeremy Anderson..... | T12 | 71-68-66-65 | 270 17,050.00 |
| Ron Whittaker..... | T12 | 69-66-66-69 | 270 17,050.00 |
| Gary Christian | T14 | 63-69-69-70 | 271 13,950.00 |
| Chez Reavie..... | T14 | 67-67-68-69 | 271 13,950.00 |
| Kyle Thompson..... | T14 | 68-69-66-68 | 271 13,950.00 |
| Jeff Klauk..... | T17 | 66-71-68-67 | 272 11,237.50 |
| Jim McGovern..... | T17 | 65-66-68-73 | 272 11,237.50 |
| Scott Sterling..... | T17 | 69-67-68-68 | 272 11,237.50 |
| Tjaart van der Walt..... | T17 | 63-68-71-70 | 272 11,237.50 |
| Brad Adamonis..... | T21 | 66-70-68-69 | 273 7,410.94 |
| Fabian Gomez..... | T21 | 66-69-70-68 | 273 7,410.94 |
| Skip Kendall | T21 | 68-67-69-69 | 273 7,410.94 |
| David Mathis..... | T21 | 69-67-70-67 | 273 7,410.94 |
| David McKenzie..... | T21 | 67-68-69-69 | 273 7,410.94 |
| Nicholas Thompson | T21 | 69-67-71-66 | 273 7,410.94 |
| Brock Mackenzie..... | T21 | 67-68-68-70 | 273 7,410.93 |
| D.A. Points | T21 | 71-66-67-69 | 273 7,410.93 |
| Todd Demsey | T29 | 72-68-65-69 | 274 5,425.00 |

| Player | Pos. | Score | Official Money |
|-----------------------|------|-------------|----------------|
| John Kimbell | T29 | 68-70-64-72 | 274 \$5,425.00 |
| Roland Thatcher..... | T29 | 67-64-73-70 | 274 5,425.00 |
| Peter Tomasulo | T29 | 66-74-65-69 | 274 5,425.00 |
| Omar Uresti..... | T29 | 71-65-71-67 | 274 5,425.00 |
| Chad Collins..... | T34 | 68-69-70-68 | 275 4,650.00 |
| Brad Elder..... | T34 | 73-65-65-72 | 275 4,650.00 |
| Rick Price..... | T34 | 72-66-67-70 | 275 4,650.00 |
| Patrick Sheehan..... | T34 | 68-68-71-68 | 275 4,650.00 |
| Jimmy Walker..... | T34 | 68-69-68-70 | 275 4,650.00 |
| Miguel Carballo | T39 | 70-68-67-71 | 276 4,107.50 |
| Esteban Toledo | T39 | 69-69-68-70 | 276 4,107.50 |
| Bob Burns..... | T41 | 68-65-71-73 | 277 3,720.00 |
| Chris Nallen | T41 | 71-71-66-69 | 277 3,720.00 |
| Vance Veazey..... | T41 | 70-72-68-67 | 277 3,720.00 |
| Arjun Atwal..... | T44 | 68-75-67-68 | 278 3,083.40 |
| John Riegger..... | T44 | 70-68-71-69 | 278 3,083.40 |
| Greg Chalmers | T44 | 69-65-72-72 | 278 3,083.39 |
| Paul Claxton | T44 | 72-70-66-70 | 278 3,083.39 |
| Hunter Haas..... | T44 | 71-68-66-73 | 278 3,083.39 |
| Matthew Jones..... | T44 | 71-69-67-71 | 278 3,083.39 |
| Jon Mills..... | T44 | 69-71-67-71 | 278 3,083.39 |
| Justin Bolli | 51 | 69-71-71-68 | 279 2,790.00 |
| Franklin Langham..... | T52 | 66-71-75-68 | 280 2,731.88 |
| Marc Turnesa..... | T52 | 72-70-69-69 | 280 2,731.87 |
| Tee McCabe..... | 54 | 68-71-73-69 | 281 2,673.75 |
| Aron Price..... | 55 | 68-70-67-77 | 282 2,635.00 |
| Tim Wilkinson | 56 | 70-75-72-69 | 286 2,596.25 |

Championship Summaries

2008



Matt Bettencourt

Nationwide Tour Championship

TPC Craig Ranch
McKinney, TX
November 6-9, 2008
Purse: \$1,000,000
Par: 36-35—71
Yards: 7,438

LEADERS

First Round

| | |
|-------------------------------|----------------|
| Darron Stiles..... | 64 (-7) |
| Jeff Klauk | 65 (-6) |
| Spencer Levin | 66 (-5) |
| Garrett Osborn..... | 66 (-5) |
| Colt Knost | 67 (-4) |
| Marc Leishman | 67 (-4) |
| Bill Lunde..... | 67 (-4) |
| Bryce Molder | 67 (-4) |
| Matt Bettencourt | 68 (-3) |

Second Round

| | |
|-------------------------------|-----------------|
| Garrett Osborn..... | 131 (-11) |
| Darron Stiles..... | 131 (-11) |
| Colt Knost | 133 (-9) |
| Hunter Haas..... | 134 (-8) |
| Jeff Klauk | 134 (-8) |
| Marc Leishman | 134 (-8) |
| Bryce Molder | 134 (-8) |
| Matt Bettencourt | 135 (-7) |

Third Round

| | |
|-------------------------------|------------------|
| Matt Bettencourt | 198 (-15) |
| Bryce Molder | 198 (-15) |
| Kyle Reifers | 201 (-12) |
| Darron Stiles..... | 201 (-12) |
| Peter Tomasulo | 201 (-12) |
| Marc Leishman | 202 (-11) |
| Garrett Osborn | 202 (-11) |

CUT: There was no cut. 58 of 59 players completed 72 holes.

WEATHER: Mostly sunny all week, with temperatures in the low 70s. Winds WNW at 7-15 mph through Saturday. Sunday, temperatures in the low 70s with winds ESE at 10-20 mph, gusting to 25 mph.

Winner: Matt Bettencourt 68-67-63-69 267 \$180,000.00

| Player | Pos. | Score | Official Money | Player | Pos. | Score | Official Money | | |
|-------------------------|------|-------------|----------------|--------------|-----------------------|-------|----------------|-----|------------|
| Jeff Klauk..... | 2 | 65-69-69-65 | 268 | \$108,000.00 | Arjun Atwal..... | T31 | 71-71-71-66 | 279 | \$6,200.00 |
| Colt Knost..... | T3 | 67-66-71-65 | 269 | 58,000.00 | Matt Every..... | T31 | 68-70-70-71 | 279 | 6,200.00 |
| Bryce Molder..... | T3 | 67-67-64-71 | 269 | 58,000.00 | Greg Owen | T31 | 68-70-69-72 | 279 | 6,200.00 |
| Peter Tomasulo | 5 | 68-70-63-69 | 270 | 40,000.00 | Scott Piercy | T31 | 69-67-70-73 | 279 | 6,200.00 |
| Garrett Osborn | 6 | 66-65-71-69 | 271 | 36,000.00 | Vance Veazey..... | T31 | 74-69-67-69 | 279 | 6,200.00 |
| Oskar Bergman..... | T7 | 73-66-67-66 | 272 | 32,250.00 | D.A. Points | 36 | 72-68-70-70 | 280 | 5,600.00 |
| Marc Leishman | T7 | 67-67-68-70 | 272 | 32,250.00 | Ricky Barnes..... | T37 | 69-71-70-71 | 281 | 5,000.00 |
| D.J. Brigman | T9 | 69-69-67-68 | 273 | 28,000.00 | Chad Ginn..... | T37 | 71-72-68-70 | 281 | 5,000.00 |
| Scott Gutschewski | T9 | 70-67-67-69 | 273 | 28,000.00 | Justin Hicks..... | T37 | 74-69-69-69 | 281 | 5,000.00 |
| David Branshaw..... | T11 | 70-67-69-68 | 274 | 21,200.00 | Ryan Hietala..... | T37 | 69-71-68-73 | 281 | 5,000.00 |
| Brendon de Jonge..... | T11 | 69-69-67-69 | 274 | 21,200.00 | Brendon Todd..... | T37 | 73-68-70-70 | 281 | 5,000.00 |
| Kyle Reifers..... | T11 | 72-64-65-73 | 274 | 21,200.00 | Skip Kendall | T42 | 70-74-68-70 | 282 | 4,125.00 |
| Webb Simpson..... | T11 | 70-73-67-64 | 274 | 21,200.00 | Chris Smith..... | T42 | 74-71-65-72 | 282 | 4,125.00 |
| Darron Stiles | T11 | 64-67-70-73 | 274 | 21,200.00 | Chris Tidland | T42 | 71-72-69-70 | 282 | 4,125.00 |
| Josh Broadway | T16 | 74-67-68-66 | 275 | 15,000.00 | Matt Weibring | T42 | 71-68-69-74 | 282 | 4,125.00 |
| Gavin Coles | T16 | 68-69-68-70 | 275 | 15,000.00 | Chris Anderson..... | T46 | 71-71-68-73 | 283 | 3,662.50 |
| Spencer Levin..... | T16 | 66-69-69-71 | 275 | 15,000.00 | Kris Blanks | T46 | 70-71-71-71 | 283 | 3,662.50 |
| Aron Price..... | T16 | 70-70-70-65 | 275 | 15,000.00 | Jeff Brehaut | T46 | 70-72-68-73 | 283 | 3,662.50 |
| Alex Prugh..... | T16 | 71-67-70-67 | 275 | 15,000.00 | Rick Price..... | T46 | 68-73-68-74 | 283 | 3,662.50 |
| Hunter Haas | T21 | 68-66-70-72 | 276 | 10,800.00 | Bryan DeCorso | T50 | 68-71-74-71 | 284 | 3,475.00 |
| Bill Lunde..... | T21 | 67-71-69-69 | 276 | 10,800.00 | Michael Putnam..... | T50 | 71-72-71-70 | 284 | 3,475.00 |
| David Mathis..... | T21 | 71-69-69-67 | 276 | 10,800.00 | Garth Mulroy | 52 | 75-69-70-72 | 286 | 3,400.00 |
| Fran Quinn..... | T21 | 71-68-68-69 | 276 | 10,800.00 | Bubba Dickerson | 53 | 72-72-71-72 | 287 | 3,350.00 |
| Greg Chalmers | T25 | 69-72-69-67 | 277 | 8,000.00 | Scott Dunlap | T54 | 74-76-69-69 | 288 | 3,225.00 |
| Won Joon Lee..... | T25 | 71-70-69-67 | 277 | 8,000.00 | J.J. Killeen | T54 | 77-70-70-71 | 288 | 3,225.00 |
| Bob May | T25 | 70-68-71-68 | 277 | 8,000.00 | Chris Nallen | T54 | 71-71-71-75 | 288 | 3,225.00 |
| Daniel Summerhays..... | T25 | 71-70-66-70 | 277 | 8,000.00 | Roger Tambellini..... | T54 | 73-74-70-71 | 288 | 3,225.00 |
| Casey Wittenberg | T25 | 71-64-70-72 | 277 | 8,000.00 | Joe Daley | 58 | 74-72-72-73 | 291 | 3,100.00 |
| Jarrod Lyle | 30 | 69-71-71-67 | 278 | 6,800.00 | | | | | |

Championship Summaries

2009



Matt Every

Nationwide Tour Championship

Daniel Island Club
Daniel Island, SC
October 25-31, 2009
Purse: \$1,000,000
Par: 36-36—72
Yards: 7,446

| LEADERS | First Round | Second Round | Third Round |
|---------|---------------------------------|----------------------------------|----------------------------------|
| | Michael Sim.....64 (-8) | Matt Every133 (-11) | Matt Every200 (-16) |
| | Andrew Buckle.....67 (-5) | Cameron Percy.....134 (-10) | Michael Sim.....201 (-15) |
| | Justin Bolli.....67 (-5) | Michael Sim.....134 (-10) | Steve Wheatcroft.....203 (-13) |
| | Adam Bland.....68 (-4) | Fabian Gomez.....135 (-9) | Cameron Percy.....204 (-12) |
| | D.J. Brigman.....68 (-4) | Josh Teater.....136 (-8) | Josh Teater.....205 (-11) |
| | Matt Every70 (T15) | Jerod Turner.....136 (-8) | Esteban Toledo.....205 (-11) |

36-HOLE CUT: There was no cut.

WEATHER: Mostly sunny Thursday. Winds E at 7-15 mph. High of 82. Variably cloudy Friday, with rain during the

afternoon. Winds SSE at 7-15 mph. High of 83. Partly cloudy Saturday. Winds SSW at 10-20 mph, with 25 mph gusts. High of 85. Partly cloudy Sunday. Winds NNE at 7-15 mph. High of 74.

Winner: Matt Every 70-63-67-67 267 \$180,000.00

| Player | Pos. | Score | Official Money |
|------------------------|------|-------------|------------------|
| Michael Sim..... | 2 | 64-70-67-69 | 270 \$108,000.00 |
| Josh Teater..... | T3 | 69-67-69-70 | 275 58,000.00 |
| Steve Wheatcroft..... | T3 | 69-69-65-72 | 275 58,000.00 |
| Cameron Percy..... | T5 | 69-65-70-72 | 276 38,000.00 |
| Esteban Toledo..... | T5 | 71-67-67-71 | 276 38,000.00 |
| Chris Baryla..... | T7 | 69-70-70-68 | 277 29,100.00 |
| Craig Bowden..... | T7 | 71-70-70-66 | 277 29,100.00 |
| Chad Collins..... | T7 | 69-69-70-69 | 277 29,100.00 |
| Tom Gillis..... | T7 | 75-66-70-66 | 277 29,100.00 |
| Fabian Gomez..... | T7 | 70-65-72-70 | 277 29,100.00 |
| Blake Adams..... | T12 | 69-73-70-67 | 279 22,000.00 |
| Dustin Risdon..... | T12 | 70-72-70-67 | 279 22,000.00 |
| Justin Bolli..... | T14 | 67-71-72-70 | 280 17,000.00 |
| David Branshaw..... | T14 | 70-71-69-70 | 280 17,000.00 |
| Brian Smock..... | T14 | 72-70-68-70 | 280 17,000.00 |
| Brian Stuard..... | T14 | 76-67-69-68 | 280 17,000.00 |
| Jerod Turner..... | T14 | 72-64-70-74 | 280 17,000.00 |
| J.J. Killeen..... | T19 | 72-71-69-69 | 281 13,500.00 |
| Alistair Presnell..... | T19 | 70-69-73-69 | 281 13,500.00 |
| Won Joon Lee..... | T21 | 70-67-72-73 | 282 11,600.00 |
| Garth Mulroy..... | T21 | 76-69-71-66 | 282 11,600.00 |
| Henrik Bjornstad..... | T23 | 70-71-69-73 | 283 9,350.00 |
| Mathias Gronberg..... | T23 | 69-69-70-75 | 283 9,350.00 |
| Justin Hicks..... | T23 | 71-71-68-73 | 283 9,350.00 |
| Martin Piller..... | T23 | 71-72-71-69 | 283 9,350.00 |
| Derek Lamely..... | T27 | 69-73-72-70 | 284 7,512.50 |
| Bob May..... | T27 | 73-71-69-71 | 284 7,512.50 |
| Roger Tambellini..... | T27 | 73-67-72-72 | 284 7,512.50 |

| Player | Pos. | Score | Official Money |
|----------------------|------|-------------|----------------|
| Chris Tidland..... | T27 | 71-72-69-72 | 284 \$7,512.50 |
| Adam Bland..... | T31 | 68-73-71-73 | 285 6,200.00 |
| Jeff Gallagher..... | T31 | 73-69-73-70 | 285 6,200.00 |
| John Kimbell..... | T31 | 73-69-76-67 | 285 6,200.00 |
| Alex Prugh..... | T31 | 74-68-70-73 | 285 6,200.00 |
| Kyle Reifers..... | T31 | 74-71-72-68 | 285 6,200.00 |
| Vance Veazey..... | T31 | 71-68-73-73 | 285 6,200.00 |
| Bradley Iles..... | T37 | 70-70-74-72 | 286 5,400.00 |
| David McKenzie..... | T37 | 74-74-70-68 | 286 5,400.00 |
| Gavin Coles..... | T39 | 73-70-70-74 | 287 4,900.00 |
| Troy Merritt..... | T39 | 72-68-75-72 | 287 4,900.00 |
| Patrick Sheehan..... | T39 | 69-71-76-71 | 287 4,900.00 |
| Craig Barlow..... | T42 | 70-75-70-73 | 288 4,225.00 |
| Jonas Blixt..... | T42 | 70-69-78-71 | 288 4,225.00 |
| Kevin Johnson..... | T42 | 74-74-71-69 | 288 4,225.00 |
| Skip Kendall..... | T42 | 72-72-71-73 | 288 4,225.00 |
| Gary Christian..... | T46 | 75-70-70-74 | 289 3,750.00 |
| Scott Gardiner..... | T46 | 70-75-70-74 | 289 3,750.00 |
| Jeff Gove..... | T46 | 74-73-70-72 | 289 3,750.00 |
| Fran Quinn..... | T46 | 73-67-75-74 | 289 3,750.00 |
| Jon Mills..... | T50 | 73-74-70-73 | 290 3,525.00 |
| Garrett Osborn..... | T50 | 71-74-78-67 | 290 3,525.00 |
| Dave Schultz..... | 52 | 74-73-71-73 | 291 3,450.00 |
| Andrew Buckle..... | 53 | 67-76-77-72 | 292 3,400.00 |
| D.J. Brigman..... | T54 | 68-73-76-81 | 298 3,325.00 |
| Bubba Dickerson..... | T54 | 72-74-76-76 | 298 3,325.00 |
| Steven Alker..... | T56 | 75-74-79-76 | 304 3,225.00 |
| Jason Enloe..... | T56 | 76-73-80-75 | 304 3,225.00 |

Championship Summaries

2010



Brendan Steele

Nationwide Tour Championship

Daniel Island Club
Daniel Island, SC
October 28-31, 2010
Purse: \$1,000,000
Par: 36-36—72
Yards: 7,446

| LEADERS | First Round | Second Round | Third Round |
|---------|-------------------------------------|--------------------------------------|---------------------------------------|
| | Joe Affrunti 66 (-6) | Joe Affrunti 137 (-7) | Brendan Steele 202 (-14) |
| | James Hahn 66 (-6) | Colt Knost 137 (-7) | James Hahn 207 (-9) |
| | Brendan Steele 66 (-6) | Brendan Steele 137 (-7) | Colt Knost 207 (-9) |
| | Hunter Haas 67 (-5) | David Hearn 138 (-6) | Joe Affrunti 209 (-7) |
| | William McGirt 67 (-5) | J.J. Killeen 138 (-6) | David Hearn 209 (-7) |
| | | Kevin Kisner 138 (-6) | Taa Ridings 209 (-7) |

36-HOLE CUT: There was no 36-hole cut.

WEATHER: Mostly cloudy Thursday, with scattered light showers. Winds WSW at 7-15 mph. High of 85. Mostly

sunny Friday. Winds N at 10-20 mph with gusts to 20-25 mph. High of 72. Mostly sunny Saturday. Winds NE switching to S at 6-12 mph. High of 73. Mostly sunny Sunday. Winds WSW at 7-15 mph. High of 80.

Winner: Brendan Steele 66-71-65-73 275 \$180,000.00

| Player | Pos. | Score | Official Money |
|-------------------------|------|-------------|----------------|
| Colt Knost | 2 | 68-69-70-68 | 275 |
| Joe Affrunti | 3 | 66-71-72-70 | 279 |
| David Hearn | 4 | 69-69-71-71 | 280 |
| Hunter Haas | T5 | 67-73-71-70 | 281 |
| Brian Smock | T5 | 71-72-70-68 | 281 |
| Jim Herman | T7 | 72-72-67-71 | 282 |
| Jamie Lovemark | T7 | 69-72-70-71 | 282 |
| Tag Ridings | T7 | 69-72-68-73 | 282 |
| Paul Claxton | 10 | 71-71-70-71 | 283 |
| Jeff Brehaut | T11 | 72-71-71-70 | 284 |
| Gavin Coles | T11 | 70-72-69-73 | 284 |
| James Hahn | T11 | 66-74-67-77 | 284 |
| Kevin Kisner | T11 | 71-67-72-74 | 284 |
| Rob Oppenheim | T11 | 69-71-71-73 | 284 |
| Bobby Gates | T16 | 71-73-69-72 | 285 |
| Jason Gore | T16 | 69-72-73-71 | 285 |
| Scott Gutschewski | T16 | 69-75-70-71 | 285 |
| Daniel Summerhays | T16 | 70-72-72-71 | 285 |
| Jhonattan Vegas | T16 | 72-70-70-73 | 285 |
| D.J. Brigman | T21 | 70-76-68-72 | 286 |
| David Mathis | T21 | 71-73-69-73 | 286 |
| Dicky Pride | T21 | 73-70-70-73 | 286 |
| David Branshaw | T24 | 71-74-74-68 | 287 |
| Scott Gardiner | T24 | 68-75-72-72 | 287 |
| William McGirt | 26 | 67-75-71-75 | 288 |
| Tommy Gainey | T27 | 71-72-71-75 | 289 |
| Justin Hicks | T27 | 69-73-71-76 | 289 |
| Brandt Jobe | T27 | 74-73-70-72 | 289 |
| J.J. Killeen | T27 | 70-68-72-79 | 289 |

| Player | Pos. | Score | Official Money |
|-------------------------|------|-------------|----------------|
| John Riegger | T31 | 69-73-72-76 | 290 |
| Andrew Svoboda | T31 | 75-70-72-73 | 290 |
| Kevin Chappell | T33 | 69-74-73-75 | 291 |
| Doug LaBelle II | T33 | 72-72-75-72 | 291 |
| Zack Miller | T33 | 72-69-74-76 | 291 |
| Nate Smith | T33 | 73-75-72-71 | 291 |
| Scott Stallings | T33 | 76-71-76-68 | 291 |
| Keegan Bradley | T38 | 72-75-69-76 | 292 |
| Jeff Curl | T38 | 72-73-73-74 | 292 |
| Jon Mills | T38 | 73-76-71-72 | 292 |
| Martin Piller | T38 | 72-76-72-72 | 292 |
| Michael Putnam | T38 | 71-75-73-73 | 292 |
| Won Joon Lee | T43 | 81-71-70-71 | 293 |
| Fabian Gomez | T43 | 72-73-71-77 | 293 |
| Chris Nallen | T43 | 70-74-70-79 | 293 |
| Jonas Blixt | T46 | 73-74-73-74 | 294 |
| Steven Bowditch | T46 | 70-80-79-65 | 294 |
| B.J. Staten | T46 | 75-71-74-74 | 294 |
| Travis Bertoni | T49 | 72-75-80-68 | 295 |
| Bradley Iles | T49 | 72-75-74-74 | 295 |
| Kyle Thompson | T49 | 70-77-73-75 | 295 |
| Mark Anderson | T52 | 75-75-76-70 | 296 |
| Alistair Presnell | T52 | 71-74-75-76 | 296 |
| Geoffrey Sisk | T52 | 75-74-75-72 | 296 |
| Jin Park | T55 | 72-72-75-78 | 297 |
| Ewan Porter | T55 | 74-76-76-71 | 297 |
| Kyle Stanley | T55 | 78-77-72-70 | 297 |
| Peter Tomasulo | 58 | 72-79-70-77 | 298 |
| Steve Pate | 59 | 74-77-74-74 | 299 |

Championship Summaries

2011



Ken Duke

Nationwide Tour Championship

Daniel Island Club
Daniel Island, SC
October 24-30, 2011
Purse: \$1,000,000
Par: 36-36—72
Yards: 7,446

| LEADERS | First Round | Second Round | Third Round |
|---------|--------------------------------|---------------------------------|---------------------------------|
| | Mark D. Anderson..... 66 (-6) | Daniel Chopra 134 (-10) | Jason Kokrak 209 (-7) |
| | Camilo Benedetti 67 (-5) | Jason Kokrak 134 (-10) | Scott Brown 210 (-6) |
| | Jason Kokrak 67 (-5) | Roberto Castro 136 (-8) | Ken Duke 210 (-6) |
| | Ted Potter, Jr. 67 (-5) | Camilo Benedetti 137 (-7) | Camilo Benedetti 211 (-5) |
| | Roberto Castro 68 (-4) | Danny Lee 137 (-7) | Daniel Chopra 211 (-5) |
| | Darron Stiles 68 (-4) | Greg Owen 137 (-7) | Matt Every 211 (-5) |
| | Roger Tambellini 68 (-4) | Ken Duke 140 (-4) | Garth Mulroy 211 (-5) |
| | Kyle Thompson 68 (-4) | | |
| | Steve Wheatcroft 68 (-4) | | |
| | Ken Duke 72 (E) | | |

CUT: There was no 36-hole cut. All 60 players completed 72 holes.

WEATHER: Mostly sunny Thursday. Winds W-SW 7-15 mph. High of 80. Partly cloudy Friday. Winds N-NE 7-15 mph. High

of 74. Mostly cloudy with drizzling rain in the morning. Winds N-NW 10-20 mph with gusts to 25 mph. High of 63. Mostly sunny Sunday. Winds N-NE 10-15 mph. High of 63.

Winner: Ken Duke

72-68-70-68

278

\$180,000.00

| Player | Pos. | Score | Official Money | Player | Pos. | Score | Official Money | | |
|-------------------------|------|-------------|----------------|--------------|--------------------------|-------|----------------|-----|------------|
| Scott Brown | 2 | 75-68-67-70 | 280 | \$108,000.00 | Cliff Kresge | T29 | 69-69-78-75 | 291 | \$6,533.33 |
| Daniel Chopra | T3 | 72-62-77-71 | 282 | 58,000.00 | Kyle Thompson | T29 | 68-73-74-76 | 291 | 6,533.33 |
| David Lingmerth | T3 | 69-73-70-70 | 282 | 58,000.00 | Aaron Watkins | T29 | 69-72-76-74 | 291 | 6,533.33 |
| Camilo Benedetti | T5 | 67-70-74-73 | 284 | 36,500.00 | James Nitties | T35 | 73-71-76-72 | 292 | 5,600.00 |
| Jeff Gove | T5 | 71-72-69-72 | 284 | 36,500.00 | Rob Oppenheim | T35 | 70-70-78-74 | 292 | 5,600.00 |
| Jason Kokrak | T5 | 67-67-75-75 | 284 | 36,500.00 | B.J. Staten | T35 | 73-71-75-73 | 292 | 5,600.00 |
| Jonas Blixt | T8 | 72-69-73-71 | 285 | 28,000.00 | Martin Flores | T38 | 72-73-73-75 | 293 | 4,800.00 |
| Danny Lee | T8 | 72-65-76-72 | 285 | 28,000.00 | J.J. Killeen | T38 | 74-68-79-72 | 293 | 4,800.00 |
| Alistair Presnell | T8 | 72-70-71-72 | 285 | 28,000.00 | John Mallinger | T38 | 71-74-73-75 | 293 | 4,800.00 |
| Steve Wheatcroft | T8 | 68-75-71-71 | 285 | 28,000.00 | Kirk Triplett | T38 | 76-72-73-72 | 293 | 4,800.00 |
| Matt Davidson | T12 | 70-72-74-70 | 286 | 19,600.00 | Casey Wittenberg | T38 | 70-70-77-76 | 293 | 4,800.00 |
| Matt Every | T12 | 71-68-72-75 | 286 | 19,600.00 | Tommy Biershenk | T43 | 71-72-80-71 | 294 | 4,100.00 |
| Garth Mulroy | T12 | 69-71-71-75 | 286 | 19,600.00 | Kyle Reifers | T43 | 70-70-79-75 | 294 | 4,100.00 |
| Ted Potter, Jr. | T12 | 67-72-75-72 | 286 | 19,600.00 | Troy Kelly | T45 | 75-75-74-71 | 295 | 3,850.00 |
| Will Wilcox | T12 | 72-67-76-71 | 286 | 19,600.00 | Brian Smock | T45 | 73-70-75-77 | 295 | 3,850.00 |
| Roberto Castro | T17 | 68-68-77-74 | 287 | 16,000.00 | Craig Bowden | T47 | 72-73-78-73 | 296 | 3,587.50 |
| Gary Christian | T18 | 71-72-74-71 | 288 | 13,040.00 | Gavin Coles | T47 | 73-74-77-72 | 296 | 3,587.50 |
| Erik Compton | T18 | 73-71-74-70 | 288 | 13,040.00 | John Kimbell | T47 | 72-74-75-75 | 296 | 3,587.50 |
| Mathew Goggin | T18 | 70-69-75-74 | 288 | 13,040.00 | Brenden Pappas | T47 | 77-71-71-77 | 296 | 3,587.50 |
| Billy Hurley III | T18 | 72-71-72-73 | 288 | 13,040.00 | Justin Bolli | T51 | 73-71-75-78 | 297 | 3,425.00 |
| Greg Owen | T18 | 71-66-77-74 | 288 | 13,040.00 | Miguel Angel Carballo .. | T51 | 75-75-73-74 | 297 | 3,425.00 |
| Roger Tambellini | T23 | 68-71-74-76 | 289 | 10,400.00 | Ryan Armour | T53 | 69-77-74-79 | 299 | 3,300.00 |
| Paul Claxton | T24 | 71-69-77-73 | 290 | 8,480.00 | Richard H. Lee | T53 | 72-76-74-77 | 299 | 3,300.00 |
| Marco Dawson | T24 | 75-67-74-74 | 290 | 8,480.00 | Brett Wetterich | T53 | 71-69-81-78 | 299 | 3,300.00 |
| Russell Knox | T24 | 71-73-75-71 | 290 | 8,480.00 | Bubba Dickerson | T56 | 74-73-76-77 | 300 | 3,175.00 |
| Luke List | T24 | 74-73-72-71 | 290 | 8,480.00 | Andrew Svoboda | T56 | 72-73-79-76 | 300 | 3,175.00 |
| Darron Stiles | T24 | 68-70-77-75 | 290 | 8,480.00 | Travis Hampshire | T58 | 72-72-77-81 | 302 | 3,100.00 |
| Josh Broadaway | T29 | 72-70-77-72 | 291 | 6,533.34 | Steve Friesen | T59 | 74-72-75-83 | 304 | 3,050.00 |
| Aaron Goldberg | T29 | 72-73-73-73 | 291 | 6,533.34 | Matt Hendrix | T60 | 71-71-80-83 | 305 | 3,000.00 |
| Mark Anderson | T29 | 66-78-73-74 | 291 | 6,533.33 | | | | | |

Championship Summaries

2012



Justin Bolli

Web.com Tour Championship

TPC Craig Ranch
McKinney, TX
October 22-28, 2012
Purse: \$1,000,000
Par: 36-35—71
Yards: 7,438

| LEADERS | First Round | Second Round | Third Round |
|---------|-----------------------------------|------------------------------------|-------------------------------------|
| | Justin Bolli 65 (-6) | Justin Hicks 134 (-8) | James Hahn 201 (-12) |
| | Brad Fritsch 65 (-6) | Justin Bolli 136 (-6) | Justin Hicks 201 (-12) |
| | Justin Hicks 65 (-6) | Brad Fritsch 136 (-6) | Justin Bolli 203 (-10) |
| | Cliff Kresge 65 (-6) | Scott Gardiner..... 137 (-5) | Michael Putnam..... 204 (-9) |
| | Michael Putnam..... 65 (-6) | James Hahn..... 137 (-5) | Luke Guthrie 205 (-8) |
| | Tag Ridings 65 (-6) | Russell Henley..... 137 (-5) | Russell Henley 205 (-8) |
| | | Michael Putnam..... 137 (-5) | Cliff Kresge..... 205 (-8) |

CUT: There was no cut. All 60 players completed 72 holes.

WEATHER: Thursday: Mostly cloudy, with scattered light showers. High of 79. Winds SW becoming NW at 10-20 mph, with gusts to 25 mph; Friday: Partly cloudy. High of 57. Winds

N at 10-20 mph and gusts reaching 20-30 mph Saturday: Mostly sunny. High of 58 Winds N at 7-15 mph. Sunday: There was a 30-minute frost delay to begin the day. Otherwise, mostly sunny. High: 65 Winds NNE at 6-12 mph

Winner: Justin Bolli 65-71-67-65 268 \$180,000.00

| Player | Pos. | Score | Official Money | Player | Pos. | Score | Official Money | | |
|------------------------|------|-------------|----------------|--------------|--------------------------|-------|----------------|-----|------------|
| James Hahn | 2 | 70-67-64-69 | 270 | \$108,000.00 | Scott Gutschewski | T31 | 71-70-69-72 | 282 | \$6,300.00 |
| Adam Hadwin | T3 | 69-69-68-65 | 271 | 58,000.00 | Nicholas Thompson | T31 | 67-73-73-69 | 282 | 6,300.00 |
| Morgan Hoffmann..... | T3 | 68-72-67-64 | 271 | 58,000.00 | Lee Williams | T31 | 72-72-70-68 | 282 | 6,300.00 |
| Justin Hicks..... | 5 | 65-69-67-71 | 272 | 40,000.00 | Fabian Gomez..... | T35 | 69-77-69-68 | 283 | 5,500.00 |
| Russell Henley | T6 | 70-67-68-68 | 273 | 34,750.00 | Steve LeBrun..... | T35 | 69-73-70-71 | 283 | 5,500.00 |
| Cliff Kresge | T6 | 65-73-67-68 | 273 | 34,750.00 | Andrew Svoboda..... | T35 | 73-69-72-69 | 283 | 5,500.00 |
| Edward Loar | 8 | 67-73-66-69 | 275 | 31,000.00 | Dawie van der Walt..... | T35 | 70-70-70-73 | 283 | 5,500.00 |
| Brad Fritsch..... | T9 | 65-71-71-69 | 276 | 26,000.00 | Paul Claxton..... | T39 | 68-73-72-71 | 284 | 4,800.00 |
| Luke Guthrie..... | T9 | 66-72-67-71 | 276 | 26,000.00 | Aaron Goldberg..... | T39 | 70-73-70-71 | 284 | 4,800.00 |
| David Lingmerth..... | T9 | 68-71-69-68 | 276 | 26,000.00 | Hudson Swafford | T39 | 69-76-72-67 | 284 | 4,800.00 |
| Casey Wittenberg..... | T9 | 68-71-67-70 | 276 | 26,000.00 | Paul Haley II | T42 | 73-70-71-71 | 285 | 4,060.00 |
| Kevin Foley..... | T13 | 68-73-71-65 | 277 | 17,666.67 | Jim Herman..... | T42 | 69-74-73-69 | 285 | 4,060.00 |
| Doug LaBelle II..... | T13 | 70-71-68-68 | 277 | 17,666.67 | Skip Kendall | T42 | 70-69-73-73 | 285 | 4,060.00 |
| Luke List..... | T13 | 74-68-67-68 | 277 | 17,666.67 | Philip Pettitt, Jr. | T42 | 66-76-72-71 | 285 | 4,060.00 |
| Sam Saunders..... | T13 | 71-69-68-69 | 277 | 17,666.67 | Shawn Stefani | T42 | 71-73-73-68 | 285 | 4,060.00 |
| Ben Martin..... | T13 | 69-69-69-70 | 277 | 17,666.66 | Alex Aragon | T47 | 74-73-70-69 | 286 | 3,560.00 |
| Michael Putnam..... | T13 | 65-72-67-73 | 277 | 17,666.66 | Nick Flanagan | T47 | 71-74-69-72 | 286 | 3,560.00 |
| Camilo Benedetti | T19 | 72-73-66-67 | 278 | 12,120.00 | Michael Letzig..... | T47 | 70-74-72-70 | 286 | 3,560.00 |
| Brice Garnett..... | T19 | 69-72-66-71 | 278 | 12,120.00 | Brian Stuard..... | T47 | 74-70-70-72 | 286 | 3,560.00 |
| Cameron Percy..... | T19 | 72-72-66-68 | 278 | 12,120.00 | Chris Wilson..... | T47 | 71-77-70-68 | 286 | 3,560.00 |
| Tag Ridings..... | T19 | 65-73-69-71 | 278 | 12,120.00 | Woody Austin | 52 | 69-72-70-76 | 287 | 3,400.00 |
| Darron Stiles..... | T19 | 71-69-69-69 | 278 | 12,120.00 | Ben Kohles | T53 | 75-71-71-71 | 288 | 3,325.00 |
| Peter Tomasulo..... | 24 | 69-69-69-72 | 279 | 9,600.00 | Tim Wilkinson..... | T53 | 70-74-74-70 | 288 | 3,325.00 |
| Scott Gardiner..... | T25 | 67-70-73-70 | 280 | 8,400.00 | Alistair Presnell..... | T55 | 71-72-74-72 | 289 | 3,225.00 |
| Robert Streb..... | T25 | 70-72-73-65 | 280 | 8,400.00 | Richard Scott..... | T55 | 72-74-74-69 | 289 | 3,225.00 |
| Matt Weibring..... | T25 | 67-74-69-70 | 280 | 8,400.00 | Jim Renner..... | 57 | 68-74-72-76 | 290 | 3,150.00 |
| Rob Oppenheim..... | T28 | 69-74-70-68 | 281 | 7,200.00 | Andres Gonzales..... | 58 | 75-73-72-72 | 292 | 3,100.00 |
| Scott Parel..... | T28 | 69-77-66-69 | 281 | 7,200.00 | Tyrone Van Aswegen..... | 59 | 72-73-73-78 | 296 | 3,050.00 |
| Aaron Watkins..... | T28 | 68-72-70-71 | 281 | 7,200.00 | B.J. Staten | 60 | 79-73-76-70 | 298 | 3,000.00 |
| Joseph Bramlett..... | T31 | 70-71-71-70 | 282 | 6,300.00 | | | | | |

Championship Summaries

2013



Chesson Hadley

Web.com Tour Championship

**TPC Sawgrass
(Dye's Valley)
Ponte Vedra Bch, Florida
September 26-29, 2013
Purse: \$1,000,000
Par: 35-35—70
Yards: 6,864**

| LEADERS | First Round | Second Round | Third Round |
|---------|-------------------------------------|--------------------------------------|--------------------------------------|
| | Ashley Hall 63 (-7) | Chesson Hadley 131 (-9) | Scott Gardiner 200 (-10) |
| | Mark Anderson 64 (-6) | Joe Durant 133 (-7) | Joe Durant 201 (-9) |
| | Robert Karlsson 64 (-6) | Aron Price 134 (-6) | Chesson Hadley 201 (-9) |
| | Shane Bertsch 65 (-5) | Andrew Svoboda 134 (-6) | Andrew D. Putnam 202 (-8) |
| | Chesson Hadley 65 (-5) | Mark Anderson 135 (-5) | Jamie Lovemark 203 (-7) |
| | | Scott Gardiner 135 (-5) | |
| | | Andrew D. Putnam 135 (-5) | |
| | | Jhonattan Vegas 135 (-5) | |

CUT: 67 players at even-par 140 from a field of 125 professionals.

WEATHER: Thursday: Mostly cloudy, with light rain showers. Rainfall total 0.01 inches. Overnight low 73. High of 83. Wind NW switching to NE at 7-15 mph. Friday: Mostly cloudy, with occasional rain showers. Rainfall total 0.5 inches. High of

79. Wind NE at 10-20 mph. Saturday: The start of the third round was delayed until 11:15 a.m. due to inclement weather. Rainfall total 0.95 inches. High of 78. Wind NE at 10-20 mph. Sunday: The beginning of the final round was delayed until 11:30 a.m. Mostly cloudy with morning rain. Rainfall total 0.75 inches. High of 82. Wind NE at 10-20 mph.

Winner: Chesson Hadley 65-66-70-69 270 \$180,000.00

| Player | Pos. | Score | Official Money | Player | Pos. | Score | Official Money | | |
|------------------------|------|-------------|----------------|-------------|-----------------------------|-------|----------------|-----|------------|
| Brad Fritsch | T2 | 70-68-68-66 | 272 | \$66,000.00 | Fabian Gomez | T32 | 69-71-71-68 | 279 | \$5,600.00 |
| Scott Gardiner | T2 | 67-68-65-72 | 272 | 66,000.00 | Nathan Green | T32 | 73-66-68-72 | 279 | 5,600.00 |
| John Peterson | T2 | 66-71-68-67 | 272 | 66,000.00 | Ben Kohles | T32 | 70-69-66-74 | 279 | 5,600.00 |
| Brendon Todd | T2 | 71-67-69-65 | 272 | 66,000.00 | Aron Price | T32 | 69-65-72-73 | 279 | 5,600.00 |
| Russell Knox | T6 | 67-69-68-69 | 273 | 34,750.00 | Andrew Svoboda | T32 | 67-67-71-74 | 279 | 5,600.00 |
| Andrew Loupe | T6 | 68-69-67-69 | 273 | 34,750.00 | Jhonattan Vegas | T32 | 66-69-70-74 | 279 | 5,600.00 |
| Billy Hurley III | T8 | 66-70-70-68 | 274 | 23,333.34 | Jason Gore | T41 | 68-70-69-73 | 280 | 4,220.00 |
| Danny Lee | T8 | 71-69-66-68 | 274 | 23,333.34 | Ashley Hall | T41 | 63-76-70-71 | 280 | 4,220.00 |
| Sean O'Hair | T8 | 70-70-67-67 | 274 | 23,333.34 | Dicky Pride | T41 | 66-74-70-70 | 280 | 4,220.00 |
| Joe Durant | T8 | 66-67-68-73 | 274 | 23,333.33 | Jim Renner | T41 | 69-70-71-70 | 280 | 4,220.00 |
| Andres Gonzales | T8 | 70-68-67-69 | 274 | 23,333.33 | Ryan Spears | T41 | 69-70-71-70 | 280 | 4,220.00 |
| Ryo Ishikawa | T8 | 69-68-68-69 | 274 | 23,333.33 | Mark Anderson | T46 | 64-71-74-72 | 281 | 3,630.00 |
| Jamie Lovemark | T8 | 70-67-66-71 | 274 | 23,333.33 | Shane Bertsch | T46 | 65-74-72-70 | 281 | 3,630.00 |
| Byron Smith | T8 | 67-70-69-68 | 274 | 23,333.33 | Colt Knost | T46 | 69-71-70-71 | 281 | 3,630.00 |
| Lee Williams | T8 | 69-67-69-69 | 274 | 23,333.33 | Ben Martin | T46 | 68-71-70-72 | 281 | 3,630.00 |
| Bud Cauley | T17 | 70-69-65-71 | 275 | 14,000.00 | Troy Merritt | T46 | 73-64-70-74 | 281 | 3,630.00 |
| Paul Goydos | T17 | 72-68-68-67 | 275 | 14,000.00 | Adam Crawford | T51 | 71-65-72-74 | 282 | 3,450.00 |
| Tom Hoge | T17 | 68-71-69-67 | 275 | 14,000.00 | Kevin Kisner | T52 | 72-68-73-70 | 283 | 3,375.00 |
| Tim Petrovic | T17 | 69-70-68-68 | 275 | 14,000.00 | David Mathis | T52 | 71-67-69-76 | 283 | 3,375.00 |
| Heath Slocum | T17 | 68-70-70-67 | 275 | 14,000.00 | Oscar Fraustro | T54 | 71-68-72-73 | 284 | 3,250.00 |
| Robert Karlsson | T22 | 64-74-69-69 | 276 | 10,800.00 | Bhavik Patel | T54 | 69-71-70-74 | 284 | 3,250.00 |
| Will MacKenzie | T22 | 69-67-71-69 | 276 | 10,800.00 | Casey Wittenberg | T54 | 68-71-73-72 | 284 | 3,250.00 |
| Nick O'Hern | T24 | 71-67-70-69 | 277 | 8,480.00 | Miguel Angel Carballo | T57 | 70-69-78-68 | 285 | 3,050.00 |
| Rod Pampling | T24 | 70-66-68-73 | 277 | 8,480.00 | Jeff Klauk | T57 | 70-69-72-74 | 285 | 3,050.00 |
| Andrew D. Putnam | T24 | 68-67-67-75 | 277 | 8,480.00 | Steve Marino | T57 | 71-69-73-72 | 285 | 3,050.00 |
| Hudson Swafford | T24 | 66-71-69-71 | 277 | 8,480.00 | Alex Prugh | T57 | 73-66-70-76 | 285 | 3,050.00 |
| Roland Thatcher | T24 | 69-69-68-71 | 277 | 8,480.00 | Tyrone Van Aswegen | T57 | 69-70-74-72 | 285 | 3,050.00 |
| Daniel Chopra | T29 | 69-69-70-70 | 278 | 6,866.67 | Michael Putnam | T62 | 68-71-73-74 | 286 | 2,875.00 |
| Tag Ridings | T29 | 71-68-68-71 | 278 | 6,866.67 | Alexandre Rocha | T62 | 72-66-78-70 | 286 | 2,875.00 |
| Chad Campbell | T29 | 70-68-67-73 | 278 | 6,866.66 | Jim Herman | T64 | 69-71-71-76 | 287 | 2,800.00 |
| Chad Collins | T32 | 69-71-73-66 | 279 | 5,600.00 | Henrik Norlander | T65 | 66-73-75-74 | 288 | 2,750.00 |
| Glen Day | T32 | 70-70-68-71 | 279 | 5,600.00 | Fernando Mecherreffe | T66 | 70-69-76-74 | 289 | 2,700.00 |
| Nick Flanagan | T32 | 69-68-71-71 | 279 | 5,600.00 | Matt Bettencourt | T67 | 66-74-73-80 | 293 | 2,650.00 |

Championship Summaries

2014



Derek Fathauer

Web.com Tour Championship

**TPC Sawgrass
(Dye's Valley)
Ponte Vedra Bch, Florida
September 15-21, 2014
Purse: \$1,000,000
Par: 35-35—70
Yards: 6,847**

LEADERS

First Round

| | |
|-----------------------------|----------------|
| Zac Blair | 63 (-7) |
| Chad Collins | 65 (-5) |
| Derek Fathauer | 65 (-5) |
| Bronson La'Cassie | 65 (-5) |
| Sung Joon Park | 65 (-5) |
| Scott Pinckney | 65 (-5) |

Second Round

| | |
|-----------------------------|-----------------|
| Zac Blair | 128 (-12) |
| Derek Fathauer | 131 (-9) |
| Miguel Angel Carballo | 133 (-7) |
| Sung Joon Park | 133 (-7) |
| Chad Collins | 134 (-6) |
| Tom Gillis | 134 (-6) |
| Jason Gore | 134 (-6) |
| Whee Kim | 134 (-6) |
| James Nitties | 134 (-6) |

Third Round

| | |
|-----------------------------|------------------|
| Derek Fathauer | 198 (-12) |
| Zac Blair | 199 (-11) |
| Jason Gore | 200 (-10) |
| Adam Hadwin | 202 (-8) |
| Jim Herman | 202 (-8) |
| Tyrone Van Aswegen | 202 (-8) |

CUT: 66 players at even-par 140 from a field of 125 professionals.

WEATHER: Thursday: Partly cloudy with highs nearing 90. NE wind switched from the SE at 6-12 mph Friday: Mostly cloudy, with afternoon thunderstorms. Officials suspended second-round play from 3:16 to 4:38 p.m., with play eventually suspended due to darkness at 7:27 p.m. Total rain measured 0.3 inches High of 87. NW wind at 10-20 mph. Saturday:

Mostly cloudy, with bands of rainfall. Officials suspended play from 12:35 to 2:41 p.m., due to a heavy downpour, with players remaining in place. Officials again suspended play due to heavy rain from 2:30 to 4:20 p.m.. Rain halted play from 5:45 to 5:55 p.m., with players remaining in place. Rainfall measured 0.75 inches. High of 78. Wind NNE at 10-20 mph. Sunday: Mostly sunny. High of 87. Wind NW switching to NE at 7-15 mph.

Winner: Derek Fathauer

65-66-67-68

266

\$180,000.00

| Player | Pos. | Score | Official Money |
|-----------------------------|------|-------------|----------------|
| Zac Blair | 2 | 63-65-71-68 | 267 |
| Jason Gore | 3 | 69-65-66-69 | 269 |
| Jim Herman | T4 | 70-67-65-70 | 272 |
| Heath Slocum | T4 | 67-70-67-68 | 272 |
| David Lingmerth | 6 | 68-67-73-65 | 273 |
| Travis Bertoni | T7 | 66-69-68-71 | 274 |
| Chad Collins | T7 | 65-69-70-70 | 274 |
| Adam Hadwin | T7 | 66-69-67-72 | 274 |
| Sam Saunders | T7 | 69-68-70-67 | 274 |
| Sung Joon Park | T11 | 65-68-71-71 | 275 |
| John Rollins | T11 | 70-68-68-69 | 275 |
| Tyrone Van Aswegen | T11 | 66-69-67-73 | 275 |
| Tony Finau | T14 | 68-72-70-66 | 276 |
| Michael Kim | T14 | 71-68-68-69 | 276 |
| Colt Knost | T14 | 67-69-70-70 | 276 |
| Richard H. Lee | T14 | 67-68-70-71 | 276 |
| Jamie Lovemark | T14 | 73-66-67-70 | 276 |
| Scott Pinckney | T14 | 65-75-65-71 | 276 |
| Alex Prugh | T14 | 70-69-68-69 | 276 |
| Jonathan Byrd | T21 | 70-69-69-69 | 277 |
| Tom Gillis | T21 | 67-67-70-73 | 277 |
| Nick Taylor | T21 | 68-72-74-63 | 277 |
| Justin Thomas | T21 | 68-71-69-69 | 277 |
| Eric Axley | T25 | 69-71-70-68 | 278 |
| Shane Bertsch | T25 | 69-70-70-69 | 278 |
| Max Homa | T25 | 74-66-69-69 | 278 |
| Brett Stegmaier | T25 | 74-66-71-67 | 278 |
| Chez Reavie | T25 | 70-67-70-71 | 278 |
| Hudson Swafford | T25 | 69-70-68-71 | 278 |
| Miguel Angel Carballo | T31 | 68-65-71-75 | 279 |
| Mark Hubbard | T31 | 71-66-68-74 | 279 |
| Bronson La'Cassie | T31 | 65-70-70-74 | 279 |

| Player | Pos. | Score | Official Money |
|--------------------------|------|-------------|----------------|
| Wes Roach | T31 | 69-66-72-72 | 279 |
| Carlos Sainz Jr | T31 | 70-70-68-71 | 279 |
| Charlie Wi | T31 | 70-69-69-71 | 279 |
| Blayne Barber | T37 | 71-69-71-69 | 280 |
| Peter Malnati | T37 | 69-69-72-70 | 280 |
| James Nitties | T37 | 66-68-73-73 | 280 |
| Roberto Castro | T40 | 71-67-72-71 | 281 |
| Matt Davidson | T40 | 69-69-71-72 | 281 |
| Whee Kim | T40 | 68-66-79-68 | 281 |
| Cameron Percy | T40 | 70-70-73-68 | 281 |
| Kyle Reifers | T40 | 68-71-69-73 | 281 |
| Tag Ridings | T40 | 71-67-70-73 | 281 |
| Doug LaBelle II | T46 | 69-70-72-71 | 282 |
| Rod Pampling | T46 | 71-68-70-73 | 282 |
| John Peterson | T46 | 70-67-74-71 | 282 |
| Jonathan Randolph | T46 | 69-71-71-71 | 282 |
| Sebastian Cappelen | T46 | 69-70-68-75 | 282 |
| Tommy Gainey | T46 | 73-62-72-75 | 282 |
| Ben Curtis | T52 | 73-67-72-71 | 283 |
| Tom Hoge | T52 | 69-71-73-70 | 283 |
| Kelly Kraft | T52 | 70-67-76-70 | 283 |
| Greg Owen | T52 | 68-71-73-71 | 283 |
| Andres Gonzales | T52 | 66-70-73-74 | 283 |
| J.J. Henry | T52 | 70-67-72-74 | 283 |
| Brad Fritsch | T58 | 74-65-76-69 | 284 |
| Troy Matteson | T58 | 72-67-72-73 | 284 |
| Andrew Putnam | 60 | 67-69-72-77 | 285 |
| Mathew Goggin | T61 | 72-66-75-73 | 286 |
| Vaughn Taylor | T61 | 69-70-74-73 | 286 |
| Jason Allred | 63 | 72-67-74-75 | 288 |
| Henrik Norlander | 64 | 69-71-76-73 | 289 |
| Daniel Berger | 65 | 72-68-74-77 | 291 |

Championship Summaries

2015



Emiliano Grillo

Web.com Tour Championship

**TPC Sawgrass
(Dye's Valley)
Ponte Vedra Bch, Florida
Sep 28- Oct 4, 2015
Purse: \$1,000,000
Par: 35-35—70
Yards: 6,847**

| LEADERS | | First Round | Second Round | Third Round |
|---------|------------------------|----------------|---------------------------------------|---------------------------------------|
| | Rhein Gibson | 63 (-7) | Emiliano Grillo130 (-10) | Emiliano Grillo197 (-13) |
| | Oscar Fraustro | 64 (-6) | Lucas Glover131 (-9) | Chez Reavie199 (-11) |
| | Lucas Glover | 64 (-6) | D.H. Lee132 (-8) | Lucas Glover200 (-10) |
| | Sam Saunders | 64 (-6) | Chez Reavie132 (-8) | Sam Saunders201 (-9) |
| | Si Woo Kim | 65 (-5) | Hiroshi Iwata133 (-7) | Kyle Stanley202 (-8) |
| | D.H. Lee | 65 (-5) | Sam Saunders133 (-7) | Tyrone Van Aswegen ...202 (-8) |
| | Emiliano Grillo | 66 (-4) | Brett Stegmaier133 (-7) | |

CUT: 72 players at even-par 140 from a field of 131 professionals.

WEATHER: Thursday: Partly cloudy. Wind NE 8-16 mph. High of 87. Friday: Overnight rainfall. Mostly cloudy with showers during the morning. Wind NE-NW 10-20 mph. High of 75.

Saturday: Mostly cloudy. Wind NW 8-16 mph. High of 78. Sunday: Mostly cloudy. Wind W-NW 7-14 mph. High of 77.

Winner: Emiliano Grillo 66-64-67-69 266 \$180,000.00

| Player | Pos. | Score | Official Money | Player | Pos. | Score | Official Money |
|--------------------|------|-------------|----------------------|-----------------------|------|-------------|-------------------|
| Emiliano Grillo | 1 | 66-64-67-69 | 266/-14 \$180,000.00 | Miguel Angel Carballo | T35 | 69-69-72-67 | 277/-3 \$4,762.50 |
| Chez Reavie | 2 | 67-65-67-68 | 267/-13 108,000.00 | Luke List | T35 | 70-70-67-70 | 277/-3 4,762.50 |
| Sam Saunders | 3 | 64-69-68-67 | 268/-12 68,000.00 | Andrew Loupe | T35 | 70-69-69-69 | 277/-3 4,762.50 |
| Rhein Gibson | 4 | 63-76-65-65 | 269/-11 48,000.00 | Jamie Lovemark | T35 | 72-68-66-71 | 277/-3 4,762.50 |
| Thomas Aiken | T5 | 69-67-69-65 | 270/-10 35,125.00 | John Mallinger | T35 | 71-64-72-70 | 277/-3 4,762.50 |
| Patton Kizzire | T5 | 70-67-66-67 | 270/-10 35,125.00 | D.A. Points | T35 | 69-66-72-70 | 277/-3 4,762.50 |
| Kyle Stanley | T5 | 66-69-67-68 | 270/-10 35,125.00 | Curtis Thompson | T35 | 66-68-72-71 | 277/-3 4,762.50 |
| Tyrone Van Aswegen | T5 | 67-69-66-68 | 270/-10 35,125.00 | Tyler Duncan | T43 | 71-67-74-66 | 278/-2 3,194.45 |
| Derek Fathauer | 9 | 69-69-67-66 | 271/-9 29,000.00 | Billy Hurley III | T43 | 71-69-69-69 | 278/-2 3,194.45 |
| Roberto Castro | T10 | 70-70-70-62 | 272/-8 26,000.00 | Kelly Kraft | T43 | 71-69-70-68 | 278/-2 3,194.45 |
| Luke Guthrie | T10 | 71-67-65-69 | 272/-8 26,000.00 | John Merrick | T43 | 71-69-72-66 | 278/-2 3,194.45 |
| Oscar Fraustro | T12 | 64-71-69-69 | 273/-7 19,000.00 | Austin Cook | T43 | 70-69-68-71 | 278/-2 3,194.44 |
| Robert Garrigus | T12 | 69-69-67-68 | 273/-7 19,000.00 | Derek Ernst | T43 | 69-70-67-72 | 278/-2 3,194.44 |
| Lucas Glover | T12 | 64-67-69-73 | 273/-7 19,000.00 | Richard H. Lee | T43 | 67-70-71-70 | 278/-2 3,194.44 |
| Nicholas Lindheim | T12 | 67-68-70-68 | 273/-7 19,000.00 | Andrew Svoboda | T43 | 70-68-69-71 | 278/-2 3,194.44 |
| Rob Oppenheim | T12 | 68-71-67-67 | 273/-7 19,000.00 | Aaron Watkins | T43 | 66-70-72-70 | 278/-2 3,194.44 |
| Kevin Tway | T12 | 71-65-67-70 | 273/-7 19,000.00 | Tim Herron | T52 | 71-67-71-70 | 279/-1 2,770.00 |
| Greg Eason | T18 | 67-67-70-70 | 274/-6 12,600.00 | Cameron Percy | T52 | 69-71-69-70 | 279/-1 2,770.00 |
| Hiroshi Iwata | T18 | 66-67-74-67 | 274/-6 12,600.00 | Alex Prugh | T52 | 68-69-72-70 | 279/-1 2,770.00 |
| Si Woo Kim | T18 | 65-71-69-69 | 274/-6 12,600.00 | Darron Stiles | 55 | 74-65-71-70 | 280/E 2,710.00 |
| Henrik Norlander | T18 | 68-71-66-69 | 274/-6 12,600.00 | Brian Davis | T56 | 70-70-68-73 | 281/1 2,630.00 |
| Andrew Putnam | T18 | 67-69-68-70 | 274/-6 12,600.00 | Matt Fast | T56 | 70-69-71-71 | 281/1 2,630.00 |
| Brett Stegmaier | T18 | 67-66-71-70 | 274/-6 12,600.00 | Brice Garnett | T56 | 71-65-75-70 | 281/1 2,630.00 |
| Martin Flores | T24 | 69-68-70-68 | 275/-5 8,221.67 | Adam Long | T56 | 69-67-72-73 | 281/1 2,630.00 |
| Rod Pampling | T24 | 70-66-72-67 | 275/-5 8,221.67 | Dawie van der Walt | T56 | 70-69-68-74 | 281/1 2,630.00 |
| Vaughn Taylor | T24 | 71-69-68-67 | 275/-5 8,221.67 | Andrew Yun | T56 | 71-69-72-69 | 281/1 2,630.00 |
| Tim Wilkinson | T24 | 71-66-70-68 | 275/-5 8,221.67 | Jason Allred | T62 | 71-68-73-70 | 282/2 2,540.00 |
| Andres Romero | T24 | 68-69-66-72 | 275/-5 8,221.66 | Tommy Gainey | T62 | 67-69-70-76 | 282/2 2,540.00 |
| Nicholas Thompson | T24 | 67-69-70-69 | 275/-5 8,221.66 | Jin Park | T62 | 67-72-74-69 | 282/2 2,540.00 |
| Robert Allenby | T30 | 69-71-68-68 | 276/-4 6,360.00 | Sung Kang | 65 | 70-69-70-74 | 283/3 2,500.00 |
| Aaron Baddeley | T30 | 67-71-73-65 | 276/-4 6,360.00 | Alex Aragon | T66 | 72-68-73-71 | 284/4 2,470.00 |
| Bronson Burgoon | T30 | 67-71-70-68 | 276/-4 6,360.00 | Trey Mullinax | T66 | 69-70-70-75 | 284/4 2,470.00 |
| Martin Piller | T30 | 69-66-68-73 | 276/-4 6,360.00 | Gonzalo Fdez-Castano | 68 | 67-73-73-72 | 285/5 2,440.00 |
| Tag Ridings | T30 | 70-68-70-68 | 276/-4 6,360.00 | Shane Bertsch | 69 | 71-69-76-72 | 288/8 2,420.00 |
| Steven Alker | T35 | 67-68-74-68 | 277/-3 4,762.50 | Mark Hubbard | 70 | 68-72-75-75 | 290/10 2,400.00 |

Web.com Tour Championship Past Champions



1993 David Duval
1994 Mike Schuchart
1995 Allen Doyle
1996 Stewart Cink
1997 Steve Flesch
1998 Bob Burns
1999 Bob Heintz
2000 Spike McRoy

2001 Pat Bates
2002 Patrick Moore
2003 Chris Couch
2004 Nick Watney
2005 David Branshaw
2006 Craig Kanada
2007 Richard Johnson
2008 Matt Bettencourt

2009 Matt Every
2010 Brendan Steele
2011 Ken Duke
2012 Justin Bolli
2013 Chesson Hadley
2014 Derek Fathauer
2015 Emiliano Grillo