



2016 MEDIA GUIDE

OCTOBER 17-23

TPC KUALA LUMPUR

WWW.CIMBCLASSIC.COM



Table of Contents

| | |
|--|-------|
| Schedule of Events..... | 2 |
| Media Facts..... | 3-4 |
| Tournament Officials..... | 5 |
| TPC Kuala Lumpur..... | 5-6 |
| 2015 CIMB Classic Results..... | 7 |
| 2014 CIMB Classic Results..... | 8 |
| 2013 CIMB Classic Results..... | 9 |
| 2012 CIMB Classic Results..... | 10 |
| 2011 CIMB Classic Results..... | 11 |
| 2010 CIMB Classic Results..... | 12 |
| CIMB Classic Records..... | 13-14 |
| Top-10 Finishes..... | 15 |
| Top-50 CIMB Classic Money Leaders..... | 15 |
| Top-50 CIMB Classic Stroke Averages..... | 16 |
| Tournament History..... | 16 |
| Scoring Averages at a Glance (2014-2016)..... | 16 |
| 2015 CIMB Classic Hole-by-Hole Summary..... | 17 |
| Scoring Recap..... | 17 |
| 2-Year Ranking of Holes at TPC Kuala Lumpur..... | 17 |
| CIMB Classic Individual Player Records..... | 18-24 |
| Competitors' Capsules..... | 25-30 |

Schedule of Events

MONDAY, 17 OCTOBER

COURSE CLOSED TO PUBLIC

8:00 a.m. Practice Round for Professionals West Course

TUESDAY, 18 OCTOBER

COURSE CLOSED TO PUBLIC

8:00 a.m. Practice Rounds for Professionals West Course

WEDNESDAY, 19 OCTOBER

COURSE CLOSED TO PUBLIC

7:30 a.m. Morning Pro-Am Shotgun Start West Course

9:00 a.m. - 2:00 p.m. Sponsors' Golf Clinics Food Pavilion

1:15 p.m. Afternoon Pro-Am Shotgun Start West Course

THURSDAY, 20 OCTOBER

7:00 a.m. Gates open to public West Course

7:45 - 9:45 a.m. CIMB Classic (1st Round Tee Times- #1 and #10) West Course

3:00 p.m. End of CIMB Classic 1st Round

10:30 a.m. - 2:30 p.m. Television Coverage (Golf Channel)

FRIDAY, 21 OCTOBER

7:00 a.m. Gates open to public West Course

7:45 - 9:45 a.m. CIMB Classic (2nd Round Tee Times- #1 and #10) West Course

3:00 p.m. End of CIMB Classic 2nd Round

10:30 a.m. - 2:30 p.m. Television Coverage (Golf Channel)

SATURDAY, 22 OCTOBER

7:00 a.m. Gates open to public West Course

7:45 - 9:45 a.m. CIMB Classic (3rd Round Tee Times- #1 and #10) West Course

3:00 p.m. End of CIMB Classic 3rd Round

11 a.m. - 3 p.m. Television Coverage (Golf Channel)

3:00 - 5:00 p.m. Fairway Fest Public Village

SUNDAY, 23 OCTOBER

7:00 a.m. Gates open to public West Course

7:45 - 9:45 a.m. CIMB Classic (Final Round Tee Times- #1 and #10) West Course

3:00 p.m. CIMB Classic Prize Presentation #18 Green, West Course

11 a.m. - 3 p.m. Television Coverage (Golf Channel)

3:00 - 5:00 p.m. Fairway Fest Public Village

Media Facts

| | | | | | | | | | |
|------------------------------|--|----------------------|-----------------------------|--------------------|-----------------------------|----------------------|-----------------------|--------------------|-----------------------|
| EVENT: | CIMB Classic | | | | | | | | |
| | <p>CIMB Classic is a 72-hole stroke play event combining players from three official sanctioning bodies – the PGA TOUR, the Asian Tour and the Professional Golf Association of Malaysia (PGAM). The tournament, in its seventh year, brings together top players from the PGA TOUR’s FedExCup standings, top players from the Asian Tour order of Merit and top players from Malaysia. The tournament is held at TPC Kuala Lumpur and is the only official FedExCup event on the PGA TOUR to be held in Southeast Asia with PGA TOUR members receiving official FedExCup points as part of the 2016-2017 PGA TOUR season. This is the fourth year that FedExCup points will be awarded at the event.</p> | | | | | | | | |
| DATE: | October 17-23, 2016 | | | | | | | | |
| SITE: | TPC Kuala Lumpur | | | | | | | | |
| PAR/YARDAGE: | Par: 36-36=72 / 7,005 yards | | | | | | | | |
| ARCHITECT/OPENED: | Nelson Howarth – 1991 Redesign – Parslow & Winter Golf Design -2008 | | | | | | | | |
| FORMAT: | Four-day, 72-hole stroke-play competition; | | | | | | | | |
| 2015 / 2016 CHAMPION: | Justin Thomas, 262, 26-under par | | | | | | | | |
| PURSE: | \$7.0 million (US); \$1.26 million to the winner | | | | | | | | |
| ELIGIBILITY: | <p>Eligible players for the 78-player field are: The top 60 available players from the 2015-16 final FedExCup Points list. The top 10 available money leaders from the Asian Tour Order of Merit as of October 17, 2016. Eight sponsor exemptions: One designated for the defending champion, if needed, and five restricted to players who are PGA TOUR members. Two (2) Malaysians will qualify – one (1) via the SapuraKencana National Qualifier held Sept. 20-22 at TPC Kuala Lumpur and one (1) via the Official World Golf Rankings to the highest ranking Malaysian as of October 11, 2016.</p> <ul style="list-style-type: none">• If necessary to fill the field to 78 players, additional players from 2015-2016 final FedExCup Points list in order of their final position. <p>Beginning at 9 a.m. Malaysian time on Monday of tournament week (October 17, 2016), any withdrawal will be replaced by the next highest player from the Asian Tour Order of Merit.</p> | | | | | | | | |
| TV LISTINGS: | <p>The CIMB Classic telecast reaches over 761 million households in 226 countries and territories translated in 32 languages outside the United States.</p> <p>Malaysia TV Schedule - Golf Channel</p> <table><tr><td>Thursday, October 20</td><td>10:30AM – 2:30PM Local Time</td></tr><tr><td>Friday, October 21</td><td>10:30AM – 2:30PM Local Time</td></tr><tr><td>Saturday, October 22</td><td>11AM - 3PM Local Time</td></tr><tr><td>Sunday, October 23</td><td>11AM - 3PM Local Time</td></tr></table> | Thursday, October 20 | 10:30AM – 2:30PM Local Time | Friday, October 21 | 10:30AM – 2:30PM Local Time | Saturday, October 22 | 11AM - 3PM Local Time | Sunday, October 23 | 11AM - 3PM Local Time |
| Thursday, October 20 | 10:30AM – 2:30PM Local Time | | | | | | | | |
| Friday, October 21 | 10:30AM – 2:30PM Local Time | | | | | | | | |
| Saturday, October 22 | 11AM - 3PM Local Time | | | | | | | | |
| Sunday, October 23 | 11AM - 3PM Local Time | | | | | | | | |
| WEBSITE: | www.CIMBClassic.com | | | | | | | | |
| TICKETS: | Tickets may be purchased by visiting www.CIMBClassic.com or calling +603 7880 7999. | | | | | | | | |

Media Facts

TOURNAMENT HISTORY:

| Year | Winner | Score | Site |
|------|---------------|-----------|------------------------------|
| 2010 | Ben Crane | 266 (-18) | The MINES Resort & Golf Club |
| 2011 | Bo Van Pelt | 261 (-23) | The MINES Resort & Golf Club |
| 2012 | Nick Watney | 262 (-22) | The MINES Resort & Golf Club |
| 2013 | Ryan Moore | 274 (-14) | TPC Kuala Lumpur |
| 2014 | Ryan Moore | 271 (-17) | TPC Kuala Lumpur |
| 2015 | Justin Thomas | 262 (-26) | TPC Kuala Lumpur |

ABOUT CIMB Group:

The title sponsor of the CIMB Classic is CIMB Group. CIMB Group is one of ASEAN's leading universal banking groups. Headquartered in Kuala Lumpur, the Group is now present in 9 out of 10 ASEAN nations. CIMB Group offers a full suite of financial services and related products; has a market capitalisation of approximately USD 9.6 billion as of 30 June 2016 and about 40,000 employees located in 17 countries. Read more about CIMB Group at www.cimb.com.

CHAMPIONSHIP OFFICE:

CIMB CLASSIC
10, Jalan 1/70D, off Jalan Bukit Kiara
60000, Kuala Lumpur, Malaysia

| | |
|------------------------------|----------------|
| VP & EXECUTIVE DIRECTOR: | Todd Rhinehart |
| COMMERCIAL DIRECTOR: | Patrick Saw |
| TOURNAMENT SERVICES MANAGER: | Lynn Satria |
| OPERATIONS MANAGER: | Alfie Othman |
| BUSINESS MANAGER: | Aftaz Anwar |

MEDIA CONTACTS:

Suria Zainal, Director, Group Corporate Communications, CIMB Group
+603 2261 0638, suriawati.zainal@cimb.com

Alex Urban, Manager of Communications, Championship Management
904-273-3577, alexurban@pagatourhq.com

Tournament Officials

TOURNAMENT STAFF

| | |
|--|-----------------|
| Vice President & Executive Director..... | Todd Rhinehart |
| Operations Specialist..... | Matt Byers |
| Operations Manager..... | Alfie Othman |
| Operations Support..... | Tunku Nazroff |
| Business Development Director..... | Patrick Saw |
| Tournament Services Director..... | Karen Davidson |
| Tournament Manager..... | Meghan Costello |
| Tournament Services Manager..... | Lynn Satria |
| Tournament Services Support..... | Shandi Strong |
| Business Manager..... | Aftaz Anwar |
| Volunteer Chairman..... | Emma Pye |
| Volunteer Chairman..... | Nick Pugh |

PGA TOUR STAFF

| | |
|-----------------------------------|--------------|
| Co-Chief Operating Officer..... | Ed Moorhouse |
| EVP, International Affairs..... | Paul Johnson |
| SVP, Championship Management..... | Brian Goin |

MEDIA STAFF

| | |
|---|-------------------|
| Manager of Communications, PGA TOUR..... | Alex Urban |
| Director of Communications, PGA TOUR..... | Chris Reimer |
| Media Director, Asian Tour..... | Chuah Choo Chiang |
| Media Officer, Asian Tour..... | Doyle De Costa |

RULES STAFF

| | |
|--------------------------|----------------|
| Tournament Director..... | Slugger White |
| Rules Official..... | Mark Dusbabek |
| Rules Official..... | Peter Dachisen |
| Rules Official..... | Robby Ware |

TPC Kuala Lumpur

THE WEST COURSE

TPC Kuala Lumpur

Introduction

The West Course was completed in October 2008 and offers pristine playing conditions exceptional detail, aesthetic beauty combined with the importance of player strategy - a "flagship" to the future of golf course design and quality of playing mediums in Asia.

Hole 1, 366m, Par 4

The optimum tee shot is to fade a drive from the centre bunker left, up on to the flat area, past the right bunker, leaving a short iron to the well bunkered green. The green offers many interesting hole locations, which will require careful club selection and precision, if attacking the flag.

Hole 2, 406m, Par 4

A relatively wide fairway but requiring placement left or right depending on the hole location – a "thinker's" tee shot. For the long hitter, a 3 metal would be a wise selection as a driver could find the lake. If the hole location in back left, the tee shot to the right side of the fairway would be advantageous. For back right or central hole location, a tee shot to the left side of the fairway is advisable. A precision mid to short iron is required to this huge undulating green, protected by four large bunkers and the lake to the left.

Hole 3, 460m, Par 5

A powerful drive just to the right of the centre bunkers give the long hitter a chance of reaching the green in two. However, if the tee shot finds a bunker difficult, a mid to long iron shot to the green would be required for the third shot. The green site is well bunkered and beware, a poorly executed shot or incorrect club selection finding front bunkers extends a severe penalty, leaving the more difficult shot in golf (the long bunker explosion. Back hole locations are difficult and be careful not to go through this undulating green.

TPC Kuala Lumpur (cont.)

Hole 4, 128m, Par 3

Though only short, this hole requires great care in club selection and precision in shot making as the green is fairly narrow from front to back. With the sloping green, it is advisable to be short of the hole to have a birdie chance.

Hole 5, 474m, Par 5

A fun hole that will see potential eagles rewarding a long and accurate drive to the "go zone". There will be many bogeys, or worse, for bad thinkers. The green is well protected by pond and two strategically positioned bunkers. Long putts are extremely difficult on this large undulating green.

Hole 6, 384m, Par 4

A careful tee shot of approximately 230m to the left of the fairway bunker is the optimum position to approach the green. A tongue of rough extends from the fairway bunker to the path, and may catch the longer tee shot. The green is well protected by bunkers and presents many challenging hole locations.

Hole 7, 343m, Par 4

Though only a short par 4, this is a real "thinker's" hole. Great care must be taken with club selection from the tee. Only the real power hitter can attempt to carry the left bunkers, with a reward of a relatively easy pitch shot to the green. The pond to the right and the fairway bunkers are quite penal. The approach for the undulating green requires great precision particularly with front, or rear hole locations. Be careful, behind the green is potential disaster.

Hole 8, 186m, Par 3

A mid to long iron shot is required, preferably below the hole for aggression with the birdie putt. The left half of the green is well protected by two bunkers, whilst the right half of the green offers ease of accessibility.

Hole 9, 388m Par 4

A tee shot from an elevated tee of approximately 240m offers a wide landing area, just short of the left fairway bunker, leaving an approach with a mid to short iron. Going with driver requires a great accuracy with the pond cutting into the fairway right and the Pulau trees strategically positioned to the left. The perfect drive will be rewarded with a relatively simple pitch shot remaining. The green is quite undulating and well protected with deep bunkers at the front and a steep slope to the right.

Hole 10, 511m, Par 5

An aggressive drive requires great accuracy with the lake to the right and bunkers on the left. A negative tee shot to the left will find the rough with a difficult second shot with the ball well below your feet and trees to negotiate. The cross bunkers, just short of the green to the right, demand a long explosion shot and should be avoided. The approach to the green requires much thought and intelligence with this narrow, well bunkered green.

Hole 11, 185m, Par 3

Aesthetically beautiful, strategically demanding. A medium to long iron tee shot is required and best to leave the tee shot, short of the hole location leaving an uphill birdie putt, but be careful of the water.

Hole 12, 438m, Par 4

A great hole. An accurate tee shot is necessary to avoid the fairway bunkers as an approach to the green from these bunkers is extremely difficult and sometimes foolish with the pond and stream protecting the green. A large, receptive, undulating and well protected green awaits the precision approach.

Hole 13, 420m, Par 4

A very difficult hole. Although there are no fairway bunkers, length and accuracy is required with the uphill tee shot. A solid mid iron to long iron will be necessary to reach the elevated undulating green which is protected by three large bunkers. In tournaments, there will be more bogeys than birdies on this hole!

Hole 14, 327m, Par 4

A superb short par 4 hole with the lake left and to the green front. Strategically positioned bunkers are situated to allow many options. Aggression is not recommended. The best way to play is a tee short of approximately 215m, fading off the trap positioned on the lake side of the fairway. This will leave a solid wedge approach which is necessary to achieve enough back spin and an uphill birdie putt. A new tee was constructed prior to this year's tournament, which should make the green drivable and a huge risk/reward decision for players.

Hole 15, 182m, Par 3

A visually beautiful hole and strategically difficult. Hole locations should be respected and make sure not to short side yourself. The green is well protected by the lake and bunkers, and is quite undulating leaving difficult long putts.

Hole 16, 291m, Par 4

Fun and excitement – decision time – will I go for it or shall I play safe? Recommended "smart" way to play the hole is to hit the tee shot to the first bunker right and leave a firm wedge shot to this narrow, undulating green. Hole locations can add to the difficulty and if the pin position is forward, beware of the hidden green side bunker, short right.

Hole 17, 307m, Par 4

Take out your camera as this is one of the most beautiful holes in the world of golf. The fairway is split by a beautiful meandering stream, housing exotic plants and flora. The hole location determines whether the tee shot should be to the right or left fairway. If the hole location is back right, the left fairway is the preferred line of attack for a birdie. However, a long and accurate drive is necessary to carry the stream and to miss the left bunkers. The conservative way to play the hole is a long iron, or fairway metal up the right fairway and a wedge approach to the well protected and undulating green. The magnificent backdrop and waterfall really adds to the enjoyment of this pristine golf hole.

Hole 18, 580m, Par 5

A long and accurate drive between the bunkers is essential if your mind is set to attack. If the green is not reachable, extreme care must be taken in laying up as four strategically positioned bunkers are awaiting the errant or poorly calculated shot. The undulating green is well protected by bunkers and demands precision with the approach.

2015 CIMB Classic


Kuala Lumpur Golf and Country Club,
Kuala Lumpur, Malaysia | October 27-November 02

Purse: \$7,000,000

Par/Yards: 36-36-72/6,985

| LEADERS | First Round | Second Round | Third Round |
|---------|---|---|---|
| | Scott Piercy 62 (-10) | Justin Thomas 129 (-15) | Brendan Steele 196 (-20) |
| | Hideki Matsuyama 65 (-7) | Brendan Steele 130 (-14) | Justin Thomas 196 (-20) |
| | Keegan Bradley 66 (-6) | Spencer Levin 131 (-13) | Kevin Na 197 (-19) |
| | Alex Cejka 66 (-6) | Hideki Matsuyama 131 (-13) | James Hahn 199 (-17) |
| | Jason Gore 66 (-6) | Scott Piercy 131 (-13) | Brian Harman 199 (-17) |
| | Charles Howell III 66 (-6) | | Spencer Levin 199 (-17) |
| | Cameron Smith 66 (-6) | | Hideki Matsuyama 199 (-17) |
| | Justin Thomas 68 (-4) | | |

CUT: No cut. 77 of 78 players completed 72 holes.



WEATHER: Thursday: Hazy morning sunshine, mostly cloudy afternoon. Evening thunderstorms. High of 91. Shifting wind from NNW to WSW at 2-5 mph. Friday: Mostly cloudy. High of 90. Wind NNW at 3-6 mph. Saturday: Partly-to-mostly cloudy. NNW to WNW wind at 2-5 mph. High of 91. Sunday: Mostly cloudy to partly cloudy. High of 90. WSW wind at 2-5 mph.

Winner: Justin Thomas 68-61-67-66 262 US\$1,260,000.00

| | | | | | | | | | | | |
|-----|--------------------|-------------|-----|--------|----------------|-----|--------------------|-------------|-----|-------|-----------|
| 1 | Justin Thomas | 68-61-67-66 | 262 | 500.00 | \$1,260,000.00 | T37 | Colt Knost | 70-70-72-67 | 279 | 31.50 | 30,800.00 |
| 2 | Adam Scott | 68-66-66-63 | 263 | 300.00 | 756,000.00 | T37 | John Senden | 70-70-72-67 | 279 | 31.50 | 30,800.00 |
| T3 | Kevin Na | 67-66-64-67 | 264 | 162.50 | 406,000.00 | T37 | Cameron Smith | 66-72-72-69 | 279 | 31.50 | 30,800.00 |
| T3 | Brendan Steele | 67-63-66-68 | 264 | 162.50 | 406,000.00 | T43 | Zac Blair | 70-71-67-72 | 280 | 26.50 | 23,800.00 |
| 5 | Hideki Matsuyama | 65-66-68-67 | 266 | 110.00 | 280,000.00 | T43 | Harris English | 71-71-69-69 | 280 | 26.50 | 23,800.00 |
| 6 | James Hahn | 70-65-64-68 | 267 | 100.00 | 252,000.00 | T43 | Kyle Reifers | 70-66-71-73 | 280 | 26.50 | 23,800.00 |
| T7 | Brian Harman | 70-63-66-70 | 269 | 87.50 | 225,750.00 | T43 | Nick Watney | 70-70-72-68 | 280 | 26.50 | 23,800.00 |
| T7 | Scott Piercy | 62-69-69-69 | 269 | 87.50 | 225,750.00 | T47 | Ben Martin | 70-70-68-73 | 281 | 21.50 | 18,223.34 |
| 9 | Tony Finau | 71-67-66-66 | 270 | 80.00 | 203,000.00 | T47 | Henrik Stenson | 71-67-71-72 | 281 | 21.50 | 18,223.34 |
| T10 | Jim Herman | 70-66-68-67 | 271 | 67.50 | 168,000.00 | T47 | Keegan Bradley | 66-70-72-73 | 281 | 21.50 | 18,223.33 |
| T10 | Charles Howell III | 66-72-67-66 | 271 | 67.50 | 168,000.00 | T47 | Morgan Hoffmann | 67-68-74-72 | 281 | 21.50 | 18,223.33 |
| T10 | Ryan Moore | 67-69-66-69 | 271 | 67.50 | 168,000.00 | T47 | Carlos Ortiz | 71-74-67-69 | 281 | 21.50 | 18,223.33 |
| T10 | Patrick Reed | 68-68-66-69 | 271 | 67.50 | 168,000.00 | T47 | Nick Taylor | 74-70-69-68 | 281 | 21.50 | 18,223.33 |
| T14 | David Lingmerth | 73-65-64-70 | 272 | 56.00 | 126,000.00 | T53 | Jon Curran | 69-70-67-76 | 282 | 17.00 | 16,286.67 |
| T14 | Daniel Summerhays | 71-66-69-66 | 272 | 56.00 | 126,000.00 | T53 | Robert Streb | 69-69-72-72 | 282 | 17.00 | 16,286.67 |
| T14 | Cameron Tringale | 70-68-65-69 | 272 | 56.00 | 126,000.00 | T53 | Rory Sabbatini | 69-69-77-67 | 282 | 17.00 | 16,286.66 |
| T17 | Alex Cejka | 66-71-66-70 | 273 | 52.50 | 101,500.00 | T56 | Scott Brown | 68-72-72-71 | 283 | 12.00 | 15,540.00 |
| T17 | Stewart Cink | 68-64-70-71 | 273 | 52.50 | 101,500.00 | T56 | Andrew Dodt | 72-70-74-67 | 283 | | 15,540.00 |
| T17 | Branden Grace | 70-70-69-67 | 273 | 52.50 | 101,500.00 | T56 | Padraig Harrington | 68-72-73-70 | 283 | 12.00 | 15,540.00 |
| T17 | Spencer Levin | 67-64-68-74 | 273 | 52.50 | 101,500.00 | T56 | Prayad Marksaeng | 72-76-68-67 | 283 | | 15,540.00 |
| T21 | Russell Knox | 70-69-67-68 | 274 | 49.00 | 78,400.00 | T56 | Greg Owen | 70-72-69-72 | 283 | 12.00 | 15,540.00 |
| T21 | Anirban Lahiri | 70-67-67-70 | 274 | 49.00 | 78,400.00 | T56 | Scott Pinckney | 69-73-68-73 | 283 | 12.00 | 15,540.00 |
| T21 | Troy Merritt | 68-66-72-68 | 274 | 49.00 | 78,400.00 | T56 | Gary Woodland | 75-68-69-71 | 283 | 12.00 | 15,540.00 |
| T24 | Paul Casey | 69-69-69-68 | 275 | 46.00 | 61,600.00 | 63 | Pat Perez | 71-69-72-72 | 284 | 8.00 | 14,980.00 |
| T24 | Sergio Garcia | 70-67-69-69 | 275 | 46.00 | 61,600.00 | T64 | Daniel Berger | 76-66-67-76 | 285 | 5.50 | 14,630.00 |
| T24 | Hudson Swafford | 70-69-69-67 | 275 | 46.00 | 61,600.00 | T64 | Luke Donald | 74-73-70-68 | 285 | 5.50 | 14,630.00 |
| T27 | Brendon de Jonge | 69-69-71-67 | 276 | 43.50 | 52,850.00 | T64 | Ernie Els (S) | 72-69-72-72 | 285 | 5.50 | 14,630.00 |
| T27 | Scott Hend | 67-70-72-67 | 276 | | 52,850.00 | T64 | Ben Leong | 71-72-76-66 | 285 | | 14,630.00 |
| T29 | Ben Crane | 71-70-68-68 | 277 | 39.50 | 44,508.34 | T68 | Danny Chia | 71-71-71-73 | 286 | | 14,140.00 |
| T29 | David Hearn | 70-65-74-68 | 277 | 39.50 | 44,508.34 | T68 | Chesson Hadley | 71-71-73-71 | 286 | 2.00 | 14,140.00 |
| T29 | Chad Campbell | 68-70-69-70 | 277 | 39.50 | 44,508.33 | T68 | Jerry Kelly | 73-72-71-70 | 286 | 2.00 | 14,140.00 |
| T29 | Kevin Chappell | 69-69-70-69 | 277 | 39.50 | 44,508.33 | 71 | Steven Bowditch | 73-73-73-69 | 288 | .98 | 13,860.00 |
| T29 | Marc Leishman | 71-70-70-66 | 277 | 39.50 | 44,508.33 | 72 | Matt Every | 72-72-72-73 | 289 | .96 | 13,720.00 |
| T29 | Paul Peterson | 70-67-68-72 | 277 | | 44,508.33 | 73 | SSP Chawrasia | 72-74-74-71 | 291 | | 13,580.00 |
| T35 | Jason Dufner | 69-75-69-65 | 278 | 35.50 | 36,925.00 | 74 | Mardan Mamat | 74-73-74-72 | 293 | | 13,440.00 |
| T35 | Ryo Ishikawa | 69-69-71-69 | 278 | 35.50 | 36,925.00 | T75 | Arie Ahmad Irawan | 75-74-72-74 | 295 | | 13,230.00 |
| T37 | Jason Gore | 66-68-70-75 | 279 | 31.50 | 30,800.00 | T75 | Richard T. Lee | 71-77-70-77 | 295 | | 13,230.00 |
| T37 | Matt Jones | 67-71-73-68 | 279 | 31.50 | 30,800.00 | 77 | John Peterson | 80-74-78-66 | 298 | .86 | 13,020.00 |
| T37 | Kevin Kisner | 71-65-70-73 | 279 | 31.50 | 30,800.00 | | | | | | |

2014 CIMB Classic

Kuala Lumpur Golf and Country Club,
Kuala Lumpur, Malaysia | October 27-November 02

Purse: \$7,000,000

Par/Yards: 36-36-72/6,985

| LEADERS | First Round | Second Round | Third Round |
|---------|--|---|--|
| | Rikard Karlberg 65 (-7) | Billy Hurley III 134 (-10) | Ryan Moore 204 (-12) |
| | Billy Hurley III 67 (-5) | Kevin Streelman 136 (-8) | Kevin Na 204 (-12) |
| | Angelo Que 67 (-5) | Kevin Chappell 137 (-7) | Sergio Garcia 205 (-11) |
| | Brian Stuard 67 (-5) | Sergio Garcia 137 (-7) | Billy Hurley III 205 (-11) |
| | David Lingmerth 68 (-4) | Ryan Moore 137 (-7) | Sang-Moon Bae 207 (-9) |
| | Davis Love III 68 (-4) | Kevin Na 137 (-7) | Kevin Chappell 207 (-9) |
| | Prom Meesawat 68 (-4) | Seung-Yul Noh 137 (-7) | Kevin Streelman 207 (-9) |
| | Ryan Moore 68 (-4) | Jeff Overton 137 (-7) | Gary Woodland 207 (-9) |

CUT: No cut. 77 of 78 players completed 72 holes..



WEATHER: Thursday: Hot and humid, with temperatures reaching 90 and W wind at 5-10 mph. Players used preferred lies. Friday: Hot and humid, with temperatures reaching 90. SW wind at 5-10 mph. Preferred lies again in use. Saturday: Hot and humid, with a high of 91. Wind W at 5-10 mph. Players used preferred lies. Sunday: Hot and humid, with temperatures reaching 91. Wind SW at 4-8 mph. Officials again called for preferred lies.

Winner: Ryan Moore 68-69-67-67 271 US\$1,260,000.00

| | | | | | | | | | |
|-----|-------------------|-------------|---------|----------------|-----|-------------------|-------------|--------|-----------|
| 1 | Ryan Moore | 68-69-67-67 | 271/-17 | \$1,260,000.00 | T39 | Rikard Karlberg | 65-76-75-69 | 285/-3 | 27,300.00 |
| T2 | Kevin Na | 69-68-67-70 | 274/-14 | 522,666.67 | T39 | Marc Leishman | 74-72-71-68 | 285/-3 | 27,300.00 |
| T2 | Gary Woodland | 71-70-66-67 | 274/-14 | 522,666.67 | T39 | David Lingmerth | 68-72-73-72 | 285/-3 | 27,300.00 |
| T2 | Sergio Garcia | 69-68-68-69 | 274/-14 | 522,666.66 | T39 | Seung-Yul Noh | 68-69-72-76 | 285/-3 | 27,300.00 |
| T5 | Sang-Moon Bae | 71-68-68-69 | 276/-12 | 266,000.00 | T39 | Chris Stroud | 70-74-71-70 | 285/-3 | 27,300.00 |
| T5 | Cameron Smith | 70-69-69-68 | 276/-12 | 266,000.00 | T39 | Charlie Wi | 72-70-72-71 | 285/-3 | 27,300.00 |
| 7 | John Senden | 72-68-69-68 | 277/-11 | 234,500.00 | T46 | Steven Bowditch | 71-73-74-68 | 286/-2 | 21,000.00 |
| T8 | Billy Hurley III | 67-67-71-73 | 278/-10 | 189,000.00 | T46 | Jason Knutzon | 72-70-72-72 | 286/-2 | 21,000.00 |
| T8 | Davis Love III | 68-71-71-68 | 278/-10 | 189,000.00 | 48 | Steve Lewton | 74-69-70-74 | 287/-1 | 19,180.00 |
| T8 | Prom Meesawat | 68-71-70-69 | 278/-10 | 189,000.00 | T49 | Matt Every | 69-73-74-72 | 288/E | 17,686.67 |
| T8 | Angelo Que | 67-72-69-70 | 278/-10 | 189,000.00 | T49 | Trevor Immelman | 74-70-71-73 | 288/E | 17,686.67 |
| T8 | Rory Sabbatini | 70-72-70-66 | 278/-10 | 189,000.00 | T49 | J.B. Holmes | 75-77-70-66 | 288/E | 17,686.66 |
| T13 | Jonas Blixt | 69-69-75-66 | 279/-9 | 123,666.67 | T52 | Matt Jones | 81-69-69-70 | 289/1 | 16,415.00 |
| T13 | Danny Lee | 69-69-73-68 | 279/-9 | 123,666.67 | T52 | Anirban Lahiri | 74-70-70-73 | 289/1 | 16,415.00 |
| T13 | Brian Stuard | 67-72-72-68 | 279/-9 | 123,666.67 | T52 | Will MacKenzie | 69-73-71-76 | 289/1 | 16,415.00 |
| T13 | Lee Westwood | 72-65-74-68 | 279/-9 | 123,666.67 | T52 | Tim Wilkinson | 68-79-71-71 | 289/1 | 16,415.00 |
| T13 | Kevin Chappell | 69-68-70-72 | 279/-9 | 123,666.66 | T56 | Stewart Cink | 74-73-73-70 | 290/2 | 15,680.00 |
| T13 | Brendon de Jonge | 70-73-65-71 | 279/-9 | 123,666.66 | T56 | Tim Clark | 72-74-74-70 | 290/2 | 15,680.00 |
| T19 | Charl Schwartzel | 74-70-68-68 | 280/-8 | 94,500.00 | T56 | Brice Garnett | 70-75-73-72 | 290/2 | 15,680.00 |
| T19 | Scott Stallings | 69-76-67-68 | 280/-8 | 94,500.00 | T56 | James Hahn | 74-77-68-71 | 290/2 | 15,680.00 |
| T21 | Jonathan Byrd | 70-74-69-68 | 281/-7 | 72,800.00 | T56 | Troy Merritt | 72-75-70-73 | 290/2 | 15,680.00 |
| T21 | Hideki Matsuyama | 70-70-72-69 | 281/-7 | 72,800.00 | T61 | Roberto Castro | 77-74-71-69 | 291/3 | 15,190.00 |
| T21 | Heath Slocum | 71-73-70-67 | 281/-7 | 72,800.00 | T61 | Morgan Hoffmann | 72-74-73-72 | 291/3 | 15,190.00 |
| T21 | Nicholas Thompson | 69-73-70-69 | 281/-7 | 72,800.00 | T63 | Robert Allenby | 73-73-73-73 | 292/4 | 14,910.00 |
| T21 | Mike Weir | 73-68-72-68 | 281/-7 | 72,800.00 | T63 | Will Wilcox | 75-74-72-71 | 292/4 | 14,910.00 |
| T26 | Greg Chalmers | 75-68-68-71 | 282/-6 | 49,700.00 | T65 | Ricky Barnes | 71-77-74-71 | 293/5 | 14,420.00 |
| T26 | Jason Dufner | 74-70-69-69 | 282/-6 | 49,700.00 | T65 | Danny Chia | 75-74-72-72 | 293/5 | 14,420.00 |
| T26 | Ryo Ishikawa | 69-71-73-69 | 282/-6 | 49,700.00 | T65 | Nicholas Fung | 73-74-75-71 | 293/5 | 14,420.00 |
| T26 | Michael Putnam | 71-72-72-67 | 282/-6 | 49,700.00 | T65 | Chesson Hadley | 75-75-74-69 | 293/5 | 14,420.00 |
| T26 | Patrick Reed | 70-70-68-74 | 282/-6 | 49,700.00 | T65 | Carlos Ortiz | 76-72-75-70 | 293/5 | 14,420.00 |
| T26 | Kevin Streelman | 68-68-71-75 | 282/-6 | 49,700.00 | 70 | Boo Weekley | 75-72-74-73 | 294/6 | 14,000.00 |
| T26 | Jhonattan Vegas | 74-71-70-67 | 282/-6 | 49,700.00 | T71 | K.J. Choi | 71-74-71-79 | 295/7 | 13,790.00 |
| T33 | Retief Goosen | 74-70-69-70 | 283/-5 | 38,675.00 | T71 | Antonio Lascuna | 72-72-74-77 | 295/7 | 13,790.00 |
| T33 | Jeff Overton | 68-69-71-75 | 283/-5 | 38,675.00 | 73 | Brian Davis | 71-75-75-75 | 296/8 | 13,580.00 |
| T33 | Pat Perez | 72-73-69-69 | 283/-5 | 38,675.00 | 74 | Guan Tianlang - a | 76-71-72-78 | 297/9 | |
| T33 | Kyle Stanley | 76-71-69-67 | 283/-5 | 38,675.00 | 75 | David Lipsky | 74-73-77-75 | 299/11 | 13,440.00 |
| T37 | Paul Casey | 73-68-71-72 | 284/-4 | 33,600.00 | 76 | Charlie Beljan | 76-75-74-76 | 301/13 | 13,300.00 |
| T37 | Billy Horschel | 72-68-73-71 | 284/-4 | 33,600.00 | 77 | Seuk-hyun Baek | 81-72-77-73 | 303/15 | 13,160.00 |
| T39 | Luke Guthrie | 73-68-71-73 | 285/-3 | 27,300.00 | W/D | Graham DeLaet | | | |

2013 CIMB Classic


Kuala Lumpur Golf and Country Club,
Kuala Lumpur, Malaysia | October 21-27

Purse: \$7,000,000

Par/Yards: 36-36-72/6967

| LEADERS | First Round | Second Round | Third Round |
|---------|--|---|--|
| | Ryan Moore 63 (-9) | Keegan Bradley..... 131 (-13) | Ryan Moore 204 (-12) |
| | Keegan Bradley..... 65 (-7) | Ryan Moore 135 (-9) | Chris Stroud..... 204 (-12) |
| | Sergio Garcia..... 66 (-6) | Kiradech Aphibarnrat..... 136 (-8) | Kiradech Aphibarnrat..... 205 (-11) |
| | Kiradech Aphibarnrat..... 67 (-5) | Chris Stroud..... 136 (-8) | Gary Woodland..... 205 (-11) |
| | Chris Kirk..... 67 (-5) | Sergio Garcia..... 137 (-7) | Jerry Kelly..... 206 (-10) |
| | Rory Sabbatini..... 67 (-5) | Marc Leishman..... 137 (-7) | |
| | Chris Stroud..... 67 (-5) | | |
| | Boo Weekley..... 67 (-5) | | |

CUT: No cut. All 78 players completed 72 holes.



WEATHER: Due to wet conditions, officials allowed preferred lies in closely mown areas all four rounds. Thursday: Overcast, with a high of 86. Wind WNW at 4-8 mph. Friday: Overcast, hot and humid, with a high of 90. Wind ENE at 5-10 mph. Saturday: Cloudy and hot, with a high of 91. Winds SSE at 5-10 mph. Sunday: Partly sunny, with a high of 92. NW wind at 5-10 mph. Officials delayed play at 1:22 p.m. due to a dangerous situation and heavy rain, with 45 players on the course. Play resumed at 4:27 p.m. Delay lasted 3:05. Officials suspended play a second time, at 5:20 p.m. due to a dangerous situation, with patches of heavy rain. Nine players had yet to complete the round. Play resumed at 6 p.m. Delay lasted 40 minutes. Officials suspended play due to darkness at the completion of 72 holes, with sudden-death playoff taking place Monday morning.

Winner: Ryan Moore 63-72-69-70 274 US\$1,260,000.00

| | | | | | | | |
|------------------------------|-------------|---------|----------------|----------------------------|-------------|--------|-------------|
| 1..... Ryan Moore | 63-72-69-70 | 274/-14 | \$1,260,000.00 | T40..... Scott Hend | 74-72-71-71 | 288/E | \$28,000.00 |
| 2..... Gary Woodland | 68-70-67-69 | 274/-14 | 756,000.00 | T40..... Matt Jones | 73-71-71-73 | 288/E | 28,000.00 |
| T3..... Kiradech Aphibarnrat | 67-69-69-70 | 275/-13 | 406,000.00 | T40..... Patrick Reed | 74-71-72-71 | 288/E | 28,000.00 |
| T3..... Chris Stroud | 67-69-68-71 | 275/-13 | 406,000.00 | T40..... Nicholas Thompson | 69-71-76-72 | 288/E | 28,000.00 |
| 5..... Aaron Baddeley | 73-67-70-66 | 276/-12 | 280,000.00 | T44..... Marc Leishman | 72-65-77-75 | 289/1 | 23,100.00 |
| 6..... Jimmy Walker | 74-68-67-68 | 277/-11 | 252,000.00 | T44..... Prayad Marksaeang | 74-71-71-73 | 289/1 | 23,100.00 |
| T7..... Harris English | 71-67-71-69 | 278/-10 | 218,166.67 | T44..... Camilo Villegas | 70-71-73-75 | 289/1 | 23,100.00 |
| T7..... Charles Howell III | 69-72-69-68 | 278/-10 | 218,166.67 | T47..... Ernie Els | 76-71-69-74 | 290/2 | 18,223.34 |
| T7..... Graham DeLaet | 72-67-68-71 | 278/-10 | 218,166.67 | T47..... Retief Goosen | 72-74-69-75 | 290/2 | 18,223.34 |
| 10..... Keegan Bradley | 65-66-76-72 | 279/-9 | 189,000.00 | T47..... Matt Every | 72-77-68-73 | 290/2 | 18,223.33 |
| T11..... Stewart Cink | 70-68-69-73 | 280/-8 | 161,000.00 | T47..... Brian Gay | 72-72-74-72 | 290/2 | 18,223.33 |
| T11..... Sergio Garcia | 66-71-71-72 | 280/-8 | 161,000.00 | T47..... Berry Henson | 74-71-72-73 | 290/2 | 18,223.33 |
| T11..... Billy Horschel | 72-69-72-67 | 280/-8 | 161,000.00 | T47..... Scott Stallings | 73-70-78-69 | 290/2 | 18,223.33 |
| T14..... K.J. Choi | 74-71-70-72 | 281/-7 | 129,500.00 | T53..... Brendon de Jonge | 72-71-73-75 | 291/3 | 15,907.50 |
| T14..... Bryce Molder | 73-69-67-72 | 281/-7 | 129,500.00 | T53..... Charley Hoffman | 69-72-74-76 | 291/3 | 15,907.50 |
| T16..... Bill Haas | 72-67-71-72 | 282/-6 | 112,000.00 | T53..... John Huh | 71-74-69-77 | 291/3 | 15,907.50 |
| T16..... Shiv Kapur | 69-70-71-72 | 282/-6 | 112,000.00 | T53..... Ryan Palmer | 76-68-71-76 | 291/3 | 15,907.50 |
| T16..... Jeff Overton | 73-67-72-70 | 282/-6 | 112,000.00 | T53..... Rory Sabbatini | 67-74-75-75 | 291/3 | 15,907.50 |
| T19..... Rickie Fowler | 71-72-73-67 | 283/-5 | 81,900.00 | T53..... Kevin Streelman | 72-73-71-75 | 291/3 | 15,907.50 |
| T19..... Jerry Kelly | 71-69-66-77 | 283/-5 | 81,900.00 | T53..... Daniel Summerhays | 75-69-73-74 | 291/3 | 15,907.50 |
| T19..... Phil Mickelson | 71-70-68-74 | 283/-5 | 81,900.00 | T53..... Josh Teater | 74-66-72-79 | 291/3 | 15,907.50 |
| T19..... Kevin Stadler | 71-69-73-70 | 283/-5 | 81,900.00 | T61..... Russell Henley | 71-74-72-75 | 292/4 | 15,190.00 |
| T19..... Kyle Stanley | 73-67-68-75 | 283/-5 | 81,900.00 | T61..... Martin Laird | 68-70-76-78 | 292/4 | 15,190.00 |
| T19..... Bo Van Pelt | 72-77-69-65 | 283/-5 | 81,900.00 | T63..... Nicholas Fung | 74-78-71-70 | 293/5 | 14,980.00 |
| T25..... Siddikur Rahman | 75-70-69-70 | 284/-4 | 53,433.34 | T64..... Lucas Glover | 71-75-75-74 | 295/7 | 14,630.00 |
| T25..... Brendan Steele | 74-70-72-68 | 284/-4 | 53,433.34 | T64..... David Lingmerth | 73-78-73-71 | 295/7 | 14,630.00 |
| T25..... Jonas Blixt | 72-70-68-74 | 284/-4 | 53,433.33 | T64..... David Lynn | 75-70-71-79 | 295/7 | 14,630.00 |
| T25..... Kevin Chappell | 73-71-72-68 | 284/-4 | 53,433.33 | T64..... John Merrick | 77-75-69-74 | 295/7 | 14,630.00 |
| T25..... Chris Kirk | 67-71-72-74 | 284/-4 | 53,433.33 | T68..... Sang-Moon Bae | 80-71-74-71 | 296/8 | 14,070.00 |
| T25..... Hideki Matsuyama | 70-68-72-74 | 284/-4 | 53,433.33 | T68..... David Hearn | 72-70-73-81 | 296/8 | 14,070.00 |
| T31..... Tim Clark | 72-69-70-74 | 285/-3 | 44,450.00 | T68..... Wade Ormsby | 70-69-74-83 | 296/8 | 14,070.00 |
| T31..... Bubba Watson | 78-69-65-73 | 285/-3 | 44,450.00 | T68..... D.A. Points | 71-76-73-76 | 296/8 | 14,070.00 |
| T33..... Gaganjeet Bhullar | 72-70-71-73 | 286/-2 | 40,425.00 | T72..... Scott Brown | 77-72-75-74 | 298/10 | 13,720.00 |
| T33..... Boo Weekley | 67-74-72-73 | 286/-2 | 40,425.00 | T73..... Cameron Tringale | 79-77-71-75 | 302/14 | 13,580.00 |
| T35..... Roberto Castro | 74-70-70-73 | 287/-1 | 34,510.00 | T74..... Martin Flores | 73-79-74-78 | 304/16 | 13,440.00 |
| T35..... Anirban Lahiri | 74-70-75-68 | 287/-1 | 34,510.00 | T75..... Brian Davis | 79-75-74-78 | 306/18 | 13,230.00 |
| T35..... Richard H. Lee | 70-73-72-72 | 287/-1 | 34,510.00 | T75..... Rashid Ismail | 73-76-80-77 | 306/18 | 13,230.00 |
| T35..... Michael Thompson | 75-71-68-73 | 287/-1 | 34,510.00 | T77..... Seuk-hyun Baek | 80-72-82-75 | 309/21 | 12,950.00 |
| T35..... Nick Watney | 75-69-70-73 | 287/-1 | 34,510.00 | T77..... John Rollins | 74-76-77-82 | 309/21 | 12,950.00 |

2012 CIMB Classic

The Mines Resort & Golf Club, Kuala Lumpur, Malaysia
22-28 October 2012

Purse: US\$6,000,000

Par/Yards: 35-36—71/6,909

| LEADERS | First Round | Second Round | Third Round |
|---------|---------------------------------|-----------------------------------|------------------------------------|
| | Troy Matteson 63 (-8) | Robert Garrigus 128 (-14) | Robert Garrigus 197 (-16) |
| | Robert Garrigus 64 (-7) | Jbe' Kruger 130 (-12) | Bo Van Pelt 197 (-16) |
| | Brian Harman 64 (-7) | Greg Chalmers 132 (-10) | Chris Kirk 198 (-15) |
| | Jeff Overton 64 (-7) | Troy Matteson 132 (-10) | Jbe' Kruger 199 (-14) |
| | Gaganjeet Bhullar 65 (-6) | Kevin Na 133 (-9) | Brendon de Jonge 199 (-14) |
| | Tom Gillis 65 (-6) | Tiger Woods 133 (-9) | Nick Watney 201 (-12) |
| | Nick Watney 71 (0) | Brendon de Jonge 133 (-9) | |
| | | Nick Watney 136 (-6) | |

CUT: No cut. All 40 players completed 72 holes



WEATHER: Thursday: Partly cloudy and humid, with the high reaching 91. Winds variable at 3-6 mph. Friday: Partly cloudy and humid, with the high reaching 88 and the heat index at more than 100. Winds WSW at 3-6 mph. Preferred lies allowed. Saturday: Mostly sunny and humid, with the high reaching 94 and the heat index at more than 105. Winds WSW at 4-8 mph. Preferred lies allowed. Sunday: Mostly sunny and humid, with the high reaching 93 and the heat index at more than 105. Winds WNW at 2-4 mph. Preferred lies allowed.

Winner: Nick Watney 71-65-65-61 262 US\$1,300,000.00

| | | | | | | | |
|-----------------------------|-------------|---------|----------------|-----------------------------|-------------|---------|-----------|
| 1..... Nick Watney | 71-65-65-61 | 262/-22 | \$1,300,000.00 | T24..... Charlie Wi | 69-66-71-67 | 273/-11 | 67,000.00 |
| T2..... Robert Garrigus | 64-64-69-66 | 263/-21 | 485,000.00 | T26..... Tom Gillis | 65-70-66-73 | 274/-10 | 60,600.00 |
| T2..... Bo Van Pelt | 70-65-62-66 | 263/-21 | 485,000.00 | T26..... John Huh | 70-68-68-68 | 274/-10 | 60,600.00 |
| T4..... Brendon de Jonge | 68-65-66-66 | 265/-19 | 265,000.00 | T26..... Masanori Kobayashi | 69-71-66-68 | 274/-10 | 60,600.00 |
| T4..... Chris Kirk | 69-66-63-67 | 265/-19 | 265,000.00 | T26..... Anirban Lahiri | 71-66-68-69 | 274/-10 | 60,600.00 |
| T4..... Tiger Woods | 66-67-69-63 | 265/-19 | 265,000.00 | T26..... Martin Laird | 68-67-69-70 | 274/-10 | 60,600.00 |
| 7..... Carl Pettersson | 69-67-68-62 | 266/-18 | 200,000.00 | T31..... Trevor Immelman | 72-63-68-72 | 275/-9 | 56,500.00 |
| 8..... Jbe' Kruger | 66-64-69-68 | 267/-17 | 175,000.00 | T31..... Kevin Stadler | 67-68-76-64 | 275/-9 | 56,500.00 |
| 9..... Pat Perez | 67-68-68-65 | 268/-16 | 150,000.00 | T33..... Bob Estes | 69-68-70-69 | 276/-8 | 53,500.00 |
| T10..... Gaganjeet Bhullar | 65-72-65-67 | 269/-15 | 102,500.00 | T33..... Troy Matteson | 63-69-73-71 | 276/-8 | 53,500.00 |
| T10..... Brian Harman | 64-70-66-69 | 269/-15 | 102,500.00 | T33..... Cameron Tringale | 71-69-70-66 | 276/-8 | 53,500.00 |
| T10..... Kevin Na | 67-66-69-67 | 269/-15 | 102,500.00 | T33..... Johnson Wagner | 70-69-67-70 | 276/-8 | 53,500.00 |
| T10..... Scott Piercy | 75-68-64-62 | 269/-15 | 102,500.00 | T37..... Prom Meesawat | 70-69-68-70 | 277/-7 | 50,000.00 |
| T14..... Ben Crane | 68-66-68-68 | 270/-14 | 87,000.00 | T37..... Sean O'Hair | 69-72-65-71 | 277/-7 | 50,000.00 |
| T14..... Seung-Yul Noh | 71-66-67-66 | 270/-14 | 87,000.00 | T37..... Ryan Palmer | 69-68-70-70 | 277/-7 | 50,000.00 |
| T16..... Greg Chalmers | 66-66-69-70 | 271/-13 | 79,000.00 | 40..... Marc Leishman | 75-67-66-70 | 278/-6 | 48,000.00 |
| T16..... Jason Dufner | 68-72-64-67 | 271/-13 | 79,000.00 | T41..... Kyle Stanley | 69-70-74-66 | 279/-5 | 46,500.00 |
| T16..... Bill Haas | 70-65-68-68 | 271/-13 | 79,000.00 | T41..... Jimmy Walker | 69-68-71-71 | 279/-5 | 46,500.00 |
| T16..... Jeff Overton | 64-70-68-69 | 271/-13 | 79,000.00 | 43..... Danny Chia | 66-75-73-67 | 281/-3 | 45,000.00 |
| T16..... John Senden | 72-66-66-67 | 271/-13 | 79,000.00 | T44..... David Lipsky | 68-73-71-70 | 282/-2 | 43,500.00 |
| T16..... Thaworn Wiratchant | 72-65-68-66 | 271/-13 | 79,000.00 | T44..... William McGirt | 70-70-73-69 | 282/-2 | 43,500.00 |
| T22..... Ricky Barnes | 66-71-66-69 | 272/-12 | 71,000.00 | 46..... Siddikur Rahman | 73-74-69-68 | 284/E | 42,000.00 |
| T22..... J.B. Holmes | 66-70-68-68 | 272/-12 | 71,000.00 | 47..... Shaaban Hussin | 74-73-70-68 | 285/1 | 41,000.00 |
| T24..... Marcus Fraser | 70-70-65-68 | 273/-11 | 67,000.00 | 48..... Scott Hend | 70-77-70-70 | 287/3 | 40,000.00 |

2011 CIMB Classic

The Mines Resort & Golf Club, Kuala Lumpur, Malaysia
24-30 October 2011

Purse: US\$6,100,000

Par/Yards: 35-36—71/ 6,917

| LEADERS | First Round | Second Round | Third Round |
|---------|---------------------------------|-----------------------------------|-----------------------------------|
| | Robert Allenby..... 63 (-8) | Bo Van Pelt..... 197 (-16) | Bo Van Pelt..... 197 (-16) |
| | Jhonattan Vegas..... 64 (-7) | Jeff Overton..... 198 (-15) | Jeff Overton..... 198 (-15) |
| | Fredrik Jacobson..... 65 (-6) | Fredrik Jacobson..... 200 (-13) | Fredrik Jacobson..... 200 (-13) |
| | Cameron Tringale..... 66 (-5) | Mark Wilson..... 200 (-13) | Mark Wilson..... 200 (-13) |
| | Bo Van Pelt..... 66 (-5) | Danny Chia..... 202 (-11) | Danny Chia..... 202 (-11) |
| | Jimmy Walker..... 66 (-5) | Jason Dufner..... 202 (-11) | Jason Dufner..... 202 (-11) |
| | | Vijay Singh..... 202 (-11) | Vijay Singh..... 202 (-11) |

CUT: No cut. 47 of 48 professionals completed 72 holes.



WEATHER: Thursday: Partly cloudy and humid, with the high reaching 90. Winds NE at 4-8 mph. There was heavy rain for 20 minutes in the early afternoon that did not result in a stoppage of play. Friday: Partly cloudy and humid, with the high reaching 93. Winds variable at 6-12 mph. Saturday: Mostly cloudy and humid, with the high reaching 93. Winds variable at 5-10 mph. Sunday: Mostly cloudy and humid, with the high reaching 94. There was a brief, 15-minute shower in the middle of the round. Winds variable at 5-10 mph.

Winner: Bo Van Pelt 66-64-67-64 261 US\$1,300,000.00

| | | | | | | | | | |
|----------|----------------------|-------------|---------|----------------|----------|----------------------|-------------|--------|-------------|
| 1..... | Bo Van Pelt | 66-64-67-64 | 261/-23 | \$1,300,000.00 | T23..... | Jhonattan Vegas | 64-69-72-70 | 275/-9 | \$68,000.00 |
| 2..... | Jeff Overton | 67-62-69-69 | 267/-17 | 550,000.00 | T26..... | Thongchai Jaidee | 68-71-68-69 | 276/-8 | 63,000.00 |
| 3..... | Fredrik Jacobson | 65-64-71-68 | 268/-16 | 420,000.00 | T26..... | Kyle Stanley | 68-69-72-67 | 276/-8 | 63,000.00 |
| T4..... | Cameron Tringale | 66-68-71-64 | 269/-15 | 265,000.00 | T28..... | Jbe' Kruger | 70-70-72-65 | 277/-7 | 59,000.00 |
| T4..... | Camilo Villegas | 69-66-68-66 | 269/-15 | 265,000.00 | T28..... | Chinnarat Phadungsil | 70-66-72-69 | 277/-7 | 59,000.00 |
| T4..... | Mark Wilson | 67-66-67-69 | 269/-15 | 265,000.00 | T28..... | Rory Sabbatini | 68-70-73-66 | 277/-7 | 59,000.00 |
| T7..... | Ryan Palmer | 71-65-67-67 | 270/-14 | 175,000.00 | T31..... | Stuart Appleby | 72-67-71-68 | 278/-6 | 55,500.00 |
| T7..... | John Senden | 67-70-68-65 | 270/-14 | 175,000.00 | T31..... | Brendon de Jonge | 68-72-70-68 | 278/-6 | 55,500.00 |
| T7..... | Vijay Singh | 72-64-66-68 | 270/-14 | 175,000.00 | T31..... | Chez Reavie | 69-71-67-71 | 278/-6 | 55,500.00 |
| T10..... | Jerry Kelly | 69-66-69-67 | 271/-13 | 106,666.67 | T31..... | Scott Stallings | 67-72-70-69 | 278/-6 | 55,500.00 |
| T10..... | Jeev Milkha Singh | 69-69-67-66 | 271/-13 | 106,666.67 | T35..... | David Gleeson | 73-71-70-65 | 279/-5 | 52,500.00 |
| T10..... | Jason Dufner | 70-67-65-69 | 271/-13 | 106,666.67 | T35..... | D.A. Points | 71-68-71-69 | 279/-5 | 52,500.00 |
| T13..... | Robert Allenby | 63-72-70-67 | 272/-12 | 85,000.00 | T37..... | Brian Davis | 71-71-71-67 | 280/-4 | 49,500.00 |
| T13..... | Danny Chia | 71-65-66-70 | 272/-12 | 85,000.00 | T37..... | Lucas Glover | 71-70-71-68 | 280/-4 | 49,500.00 |
| T13..... | Stewart Cink | 67-66-71-68 | 272/-12 | 85,000.00 | T37..... | Carl Pettersson | 68-67-78-67 | 280/-4 | 49,500.00 |
| T13..... | Chris Kirk | 71-65-67-69 | 272/-12 | 85,000.00 | T37..... | Siddikur Rahman | 68-73-68-71 | 280/-4 | 49,500.00 |
| T13..... | Brandt Snedeker | 71-68-67-66 | 272/-12 | 85,000.00 | 41..... | Tetsuji Hiratsuka | 70-72-72-67 | 281/-3 | 47,000.00 |
| T13..... | Jimmy Walker | 66-67-71-68 | 272/-12 | 85,000.00 | T42..... | Charley Hoffman | 69-73-75-69 | 286/2 | 45,500.00 |
| 19..... | Ricky Barnes | 69-71-66-67 | 273/-11 | 78,000.00 | T42..... | Brendan Steele | 74-73-70-69 | 286/2 | 45,500.00 |
| T20..... | Kiradech Aphibarnrat | 70-67-72-65 | 274/-10 | 74,000.00 | 44..... | Chan Yih-shin | 72-70-74-72 | 288/4 | 44,000.00 |
| T20..... | Jonathan Byrd | 69-68-69-68 | 274/-10 | 74,000.00 | T45..... | Angel Cabrera | 73-73-69-76 | 291/7 | 42,500.00 |
| T20..... | Ben Crane | 69-68-68-69 | 274/-10 | 74,000.00 | T45..... | Shaaban Hussin | 72-72-75-72 | 291/7 | 42,500.00 |
| T23..... | Tommy Gainey | 68-70-70-67 | 275/-9 | 68,000.00 | 47..... | S.S.P. Chowrasia | 75-71-74-73 | 293/9 | 41,000.00 |
| T23..... | Spencer Levin | 70-67-72-66 | 275/-9 | 68,000.00 | | | | | |

2010 CIMB Classic


The Mines Resort & Golf Club, Kuala Lumpur, Malaysia
25-31 October 2010

Purse: US\$6,000,000

Par/Yards: 35-36—71/6,934

| LEADERS | First Round | Second Round | Third Round |
|---------|---------------------------------------|---|---|
| | Ricky Barnes 63 (-8) | Ben Crane 131 (-11) | Ben Crane 197 (-16) |
| | Ryan Moore 64 (-7) | Pariya Junhasavasdikul 131 (-11) | Carl Pettersson 199 (-14) |
| | Brian Davis 65 (-6) | Ricky Barnes 132 (-10) | Ricky Barnes 201 (-12) |
| | Carl Pettersson 65 (-6) | Ryan Moore 132 (-10) | Brian Davis 201 (-12) |
| | Charlie Wi 65 (-6) | Carl Pettersson 133 (-9) | Luke Donald 201 (-12) |
| | Ben Crane 67 (-4) | | Mardan Mamat 201 (-12) |
| | | | Ryan Moore 201 (-12) |

CUT: No cut. All 40 players completed 72 holes



WEATHER: Mostly cloudy skies Thursday, with a high of 92. Winds calm. Cloudy Friday, with light morning showers. Temperatures reached 69. Winds S at 6-12 mph. Mostly cloudy with sporadic, light showers throughout Saturday. Due to a dangerous weather situation, play was suspended from 2:44 p.m. to 3:45 p.m. Temperatures reached 91, with calm winds. Mostly cloudy and hot Sunday, with highs reaching the mid 90s and calm winds.

Winner: Ben Crane 67-64-66-69 266 US\$1,000,000.00

| | | | | | | | |
|--------------------------|-------------|---------|----------------|---------------------------------|-------------|--------|-------------|
| 1..... Ben Crane | 67-64-66-69 | 266/-18 | \$1,000,000.00 | T21..... Kiradech Aphibarnrat | 73-67-64-71 | 275/-9 | \$72,000.00 |
| 2..... Brian Davis | 65-70-66-66 | 267/-17 | 575,000.00 | T21..... Retief Goosen | 69-69-71-66 | 275/-9 | 72,000.00 |
| T3..... Luke Donald | 67-67-67-67 | 268/-16 | 403,000.00 | T21..... Kevin Na | 70-71-67-67 | 275/-9 | 72,000.00 |
| T3..... Martin Laird | 66-69-67-66 | 268/-16 | 403,000.00 | T24..... Andrew Dodt | 68-75-66-67 | 276/-8 | 67,000.00 |
| T5..... Robert Allenby | 72-66-68-64 | 270/-14 | 237,500.00 | T24..... Y.E. Yang | 72-69-66-69 | 276/-8 | 67,000.00 |
| T5..... Ernie Els | 67-68-69-66 | 270/-14 | 237,500.00 | T26..... Arjun Atwal | 68-71-69-69 | 277/-7 | 63,000.00 |
| T5..... Rickie Fowler | 68-67-68-67 | 270/-14 | 237,500.00 | T26..... Bill Haas | 72-69-69-67 | 277/-7 | 63,000.00 |
| T5..... Mardan Mamat | 66-70-65-69 | 270/-14 | 237,500.00 | T26..... Pariya Junhasavasdikul | 66-65-71-75 | 277/-7 | 63,000.00 |
| T5..... Ryan Moore | 64-68-69-69 | 270/-14 | 237,500.00 | T29..... Marcus Fraser | 70-72-70-66 | 278/-6 | 59,500.00 |
| T5..... D.J. Trahan | 67-67-68-68 | 270/-14 | 237,500.00 | T29..... Thongchai Jaidee | 66-69-74-69 | 278/-6 | 59,500.00 |
| T11..... Ricky Barnes | 63-69-69-70 | 271/-13 | 121,250.00 | T29..... John Senden | 71-71-71-65 | 278/-6 | 59,500.00 |
| T11..... Tom Gillis | 69-66-69-67 | 271/-13 | 21,250.00 | T29..... Michael Sim | 67-69-69-73 | 278/-6 | 59,500.00 |
| T11..... Siddikur Rahman | 69-68-65-69 | 271/-13 | 121,250.00 | T33..... Marc Leishman | 70-72-69-68 | 279/-5 | 56,000.00 |
| T11..... Adam Scott | 69-65-69-68 | 271/-13 | 121,250.00 | T33..... Ryan Palmer | 72-70-65-72 | 279/-5 | 56,000.00 |
| T15..... Carl Pettersson | 65-68-66-73 | 272/-12 | 92,500.00 | T33..... Thaworn Wiratchant | 71-66-72-70 | 279/-5 | 56,000.00 |
| T15..... Kevin Streelman | 69-66-67-70 | 272/-12 | 92,500.00 | T36..... Tetsuji Hiratsuka | 71-70-69-70 | 280/-4 | 53,000.00 |
| T17..... J.B. Holmes | 73-67-66-67 | 273/-11 | 85,000.00 | T36..... Seung-yul Noh | 71-69-65-75 | 280/-4 | 53,000.00 |
| T18..... K.J. Choi | 70-69-66-69 | 274/-10 | 78,000.00 | T36..... Heath Slocum | 68-69-71-72 | 280/-4 | 53,000.00 |
| T18..... Tim Clark | 67-69-69-69 | 274/-10 | 78,000.00 | 39..... Chih-Bing Lam | 69-72-72-70 | 283/-1 | 51,000.00 |
| T18..... Charlie Wi | 65-70-70-69 | 274/-10 | 78,000.00 | 40..... Shaaban Hussin | 72-72-70-71 | 285/1 | 50,000.00 |

CIMB Classic Records

Low 72 Holes:

- 261 (23-under) **Bo Van Pelt** (2011)
- 262 (22-under) **Nick Watney** (2012)
- 262 (26-under) **Justin Thomas** (2014) – Lowest at TPC Kuala Lumpur
- 263 (25-under) **Adam Scott** (2014)
- 264 (24-under) **Brendan Steele** (2014)
- 264 (24-under) **Kevin Na** (2014)
- 266 (22-under) **Hideki Matsuyama** (2014)
- 266 (18-under) **Ben Crane** (2010)

Low 18 Holes:

- 61 (11-under) **Justin Thomas**, second round (2015) - Lowest at TPC Kuala Lumpur
- 61 (10-under) **Nick Watney**, fourth round (2012)
- 62 (10-under) **Scott Piercy**, first round (2015)
- 62 (9-under) **Carl Pettersson**, fourth round (2012)
- Scott Piercy**, fourth round (2012)
- Bo Van Pelt**, third round (2012)
- Jeff Overton**, second round (2011)
- 63 (9-under) **Adam Scott**, fourth round (2015)
- 63 (9-under) **Brendan Steele**, second round (2015)
- 63 (9-under) **Brian Harman**, second round (2015)
- 63 (8-under) **Ryan Moore**, first round (2013)
- Tiger Woods**, fourth round (2012)
- Chris Kirk**, third round (2012)
- Trevor Immelman**, second round (2012)
- Troy Matteson**, first round (2012)
- Robert Allenby**, first round (2011)
- Ricky Barnes**, first round (2010)

Low first 18 holes:

- 62 (10-under) **Scott Piercy**, first round (2015) - Lowest at TPC Kuala Lumpur
- 63 (8-under) **Troy Matteson**, first round (2012)
- Robert Allenby**, first round (2011)
- Ricky Barnes**, first round (2010)
- Ryan Moore**, first round (2013)

Low opening 36 holes:

- 128 (14-under) **Robert Garrigus** (64-64) (2012)
- 129 (15-under) **Justin Thomas** (68-61) (2015) - Lowest at TPC Kuala Lumpur
- 129 (13-under) **Fredrik Jacobson** (65-64) (2011)
- 129 (13-under) **Jeff Overton** (67-62) (2011)
- 130 (14-under) **Brendan Steele** (2015)
- 130 (12-under) **Bo Van Pelt** (66-64) (2011)
- 130 (12-under) **Jbe' Kruger** (66-64) (2012)
- 131 (13-under) **Keegan Bradley** (65-66) (2013)
- 131 (13-under) **Spencer Levin** (2015)
- 131 (13-under) **Hideki Matsuyama** (2015)
- 131 (13-under) **Scott Piercy** (2015)

Low opening 54 holes:

- 196 (20-under) **Brendan Steele** (68-66-66) (2015) - Lowest at TPC Kuala Lumpur
- 196 (20-under) **Justin Thomas** (68-61-67) (2015) - Lowest at TPC Kuala Lumpur
- 197 (19-under) **Kevin Na** (67-66-64) (2015)

- 197 (16-under) **Robert Garrigus** (64-64-69) (2012)
- 197 (16-under) **Bo Van Pelt** (70-65-62) (2012)
- 197 (16-under) **Bo Van Pelt** (66-64-67) (2011)
- 197 (16-under) **Ben Crane** (67-64-66) (2010)
- 204 (12-under) **Ryan Moore** (68-69-67) (2014)
- 204 (12-under) **Kevin Na** (69-68-67) (2014)
- 204 (12-under) **Chris Stroud** (67-69-68) (2013)

Low start by a winner:

- 63 (9-under) **Ryan Moore** (2013)
- 66 (5-under) **Bo Van Pelt** (2011)
- 67 (4-under) **Ben Crane** (2010)

High start by a winner:

- 71 (even) **Nick Watney** (2012)

Low finish by a winner:

- 61 (10-under) **Nick Watney** (2012)

High finish by a winner:

- 70 (2-under) **Ryan Moore** (2013)

Largest margin of victory:

- 6 strokes **Bo Van Pelt** (2011)

Largest 18-hole lead:

- 3 strokes **Scott Piercy** (2015)
- 2 strokes **Ryan Moore** (2013)
- 2 strokes **Rikard Karlberg** (2014)

Largest 36-hole lead:

- 4 strokes **Keegan Bradley** (2013)

Largest 54-hole lead:

- 2 strokes **Ben Crane** (2010)

Wire-to-wire winner (0):

Playoffs (1):

Ryan Moore defeated **Gary Woodland** on the first playoff hole in 2013.

Winners ages:

Justin Thomas, 2015, 22 years, 6 months and 3 days
Ryan Moore, 2013, 30 years, 10 months and 21 days
Nick Watney, 2012, 31 years, 6 months and 3 days
Ryan Moore, 2014, 31 years, 10 months and 29 days
Bo Van Pelt, 2011, 36 years, 5 months and 14 days
Ben Crane, 2010, 34 years, 7 months and 25 days

CIMB Classic Records (cont.)

Breakdown of Round Leaders:

| Year | 1st Rd leader | 2nd Rd leader | 3rd Rd leader | Champion (by rounds) |
|------|-------------------------|---|--|----------------------------------|
| 2010 | Ricky Barnes (63) | Ben Crane Pariya Junhasavasdikul (131) | Ben Crane (197) | Ben Crane (T10, T1, 1, 1) |
| 2011 | Robert Allenby (3) | Fredrik Jacobson Jeff Overton (129) | Bo Van Pelt | Bo Van Pelt (T4, 3, 1, 1) |
| 2012 | Troy Matteson (63) | Robert Garrigus (128) | Robert Garrigus Bo Van Pelt (197) | Nick Watney (T38, T20, T7, 1) |
| 2013 | Ryan Moore (63) | Keegan Bradley (131) | Ryan Moore Chris Stroud (204) | Ryan Moore (1, 2, T1, 1) |
| 2014 | Rikard Karlberg (65) | Billy Hurley (134) | Ryan Moore Kevin Na (204) | Ryan Moore (T5, T3, T1, 1) |
| 2015 | Scott Piercy (62) | Justin Thomas (129) | Brendan Steele Justin Thomas (196) | Justin Thomas (T16, 1, T1, 1) |

Top-10 Finishes

| | | | | |
|----------|----------------------|-------------------------------------|-------------------|------------|
| 4 | Ryan Moore | (T5-2010, 1-2013, 1-2014, T10-2015) | Brian Harman | (T7-2015) |
| 3 | Kevin Na | (T10-2012, T2-2014, T3-2015) | Jim Herman | (T10-2015) |
| 2 | Charles Howell III | (T7-2013, T10-2015) | Fredrik Jacobson | (3-2011) |
| | Scott Piercy | (T10-2012, T7-2015) | Jerry Kelly | (T10-2011) |
| | John Senden | (T7-2011, 7-2014) | Chris Kirk | (T4-2012) |
| | Bo Van Pelt | (T2-2012; 1-2011) | Jbe' Kruger | (8-2012) |
| | Gary Woodland | (2-2013, T2-2014) | Martin Laird | (T3-2010) |
| 1 | Robert Allenby | (T5-2010) | Davis Love III | (T8-2014) |
| | Kiradech Aphibarnrat | (T3-2013) | Mardan Mamat | (T5-2010) |
| | Aaron Baddeley | (5-2013) | Jeff Overton | (2-2011) |
| | Sangmoon Bae | (T5-2014) | Ryan Palmer | (T7-2011) |
| | Gaganjeet Bhullar | (T10-2012) | Pat Perez | (9-2012) |
| | Keegan Bradley | (10-2013) | Carl Pettersson | (7-2012) |
| | Ben Crane | (1-2010) | Patrick Reed | (T10-2015) |
| | Brendon de Jonge | (T4-2012) | Hideki Matsuyama | (5-2015) |
| | Brian Davis | (2-2010) | Prom Meesawat | (T8-2014) |
| | Graham DeLaet | (T7-2013) | Angelo Que | (T8-2014) |
| | Luke Donald | (T3-2010) | Rory Sabbatini | (T8-2014) |
| | Jason Dufner | (T10-2011) | Adam Scott | (2-2015) |
| | Ernie Els | (T5-2010) | Jeev Milkha Singh | (T10-2011) |
| | Harris English | (T7-2013) | Vijay Singh | (T7-2011) |
| | Tony Finau | (9-2015) | Cameron Smith | (T5-2014) |
| | Rickie Fowler | (T5-2010) | Brendan Steele | (T3-2015) |
| | Sergio Garcia | (T2-2014) | Chris Stroud | (T3-2013) |
| | Robert Garrigus | (T2-2012) | Justin Thomas | (1-2015) |
| | James Hahn | (6-2015) | D.J. Trahan | (T5-2010) |
| | | | Cameron Tringale | (T4-2011) |
| | | | Camilo Villegas | (T4-2011) |
| | | | Jimmy Walker | (6-2013) |
| | | | Nick Watney | (1-2012) |
| | | | Gary Woodland | (2-2013) |
| | | | Tiger Woods | (T4-2012) |

Top-50 CIMB Classic Money Leaders

| Name | Events | Earnings | Name | Events | Earnings | Name | Events | Earnings |
|-------------------------|--------|-------------|-----------------------|--------|----------|--------------------|--------|----------|
| 1 Ryan Moore | 5 | \$2,925,500 | 18 Cameron Tringale | 4 | 458,080 | 35 Ricky Barnes | 4 | 284,670 |
| 2 Bo Van Pelt | 3 | 1,866,900 | 19 Chris Stroud | 2 | 433,300 | 36 Rory Sabbatini | 4 | 280,194 |
| 3 Nick Watney | 3 | 1,358,310 | 20 Freddie Jacobson | 1 | 420,000 | 37 Sangmoon Bae | 2 | 280,070 |
| 4 Gary Woodland | 3 | 1,294,207 | 21 Luke Donald | 2 | 417,630 | 38 Aaron Baddeley | 1 | 280,000 |
| 5 Justin Thomas | 1 | 1,260,000 | 22 Hideki Matsuyama | 3 | 406,233 | 39 Jason Dufner | 4 | 272,292 |
| 6 Ben Crane | 4 | 1,205,508 | 23 Chris Kirk | 3 | 403,433 | 40 Ernie Els | 3 | 270,353 |
| 7 Kevin Na | 4 | 1,103,167 | 24 Charles Howell III | 2 | 386,167 | 41 James Hahn | 2 | 267,680 |
| 8 Adam Scott | 2 | 877,250 | 25 Jimmy Walker | 3 | 383,500 | 42 Siddikur Rahman | 4 | 266,183 |
| 9 Jeff Overton | 4 | 779,675 | 26 Stewart Cink | 4 | 363,180 | T43 Mark Wilson | 1 | 265,000 |
| 10 Sergio Garcia | 3 | 745,267 | 27 Carl Pettersson | 3 | 342,000 | T43 Tiger Woods | 1 | 265,000 |
| 11 Brian Davis | 4 | 651,310 | 28 Robert Allenby | 3 | 337,410 | 45 Bill Haas | 3 | 254,000 |
| 12 John Senden | 5 | 578,800 | T29 Brian Harman | 2 | 328,250 | 46 Mardan Mamat | 2 | 250,940 |
| 13 Kiradech Aphibarnrat | 3 | 552,000 | T29 Scott Piercy | 2 | 328,250 | 47 Patrick Reed | 3 | 245,700 |
| 14 Brendon de Jonge | 5 | 512,924 | 31 Rickie Fowler | 2 | 319,400 | 48 Harris English | 2 | 241,967 |
| 15 Brendan Steele | 3 | 504,933 | 32 Ryan Palmer | 4 | 296,908 | 49 Prom Meesawat | 2 | 239,000 |
| 16 Robert Garrigus | 1 | 485,000 | 33 Cameron Smith | 2 | 296,800 | 50 D.J. Trahan | 1 | 237,500 |
| 17 Martin Laird | 3 | 478,790 | 34 Camilo Villegas | 2 | 288,100 | | | |

Top-50 CIMB Classic Stroke Averages

| Name | Events | Earnings | Name | Events | Earnings | Name | Events | Earnings |
|----------------------|--------|----------|-----------------------|--------|----------|-----------------------|--------|----------|
| 1 Kevin Na | 67.25 | 8 | 18 Patrick Reed | 70.08 | 12 | T34 Nicholas Thompson | 71.13 | 8 |
| 2 Ryan Moore | 68.00 | 12 | 19 Stewart Cink | 70.25 | 12 | 36 Scott Stallings | 71.25 | 8 |
| 3 Brendan Steele | 68.50 | 8 | T20 Jonas Blixt | 70.38 | 8 | 37 Matt Jones | 71.33 | 12 |
| 4 Charles Howell III | 68.63 | 8 | T20 Daniel Summerhays | 70.38 | 8 | T38 Sangmoon Bae | 71.50 | 8 |
| 5 Sergio Garcia | 69.08 | 12 | T22 Brendon de Jonge | 70.50 | 12 | T38 Morgan Hoffmann | 71.50 | 8 |
| T6 Hideki Matsuyama | 69.25 | 12 | T22 Scott Hend | 70.50 | 8 | T38 Prayad Marksaeeng | 71.50 | 8 |
| T6 Gary Woodland | 69.25 | 12 | T22 Billy Horschel | 70.50 | 8 | T41 Retief Goosen | 71.63 | 8 |
| 8 Cameron Smith | 69.38 | 8 | T22 Troy Merritt | 70.50 | 8 | T41 David Hearn | 71.63 | 8 |
| 9 John Senden | 69.50 | 8 | 26 Jeff Overton | 70.63 | 8 | T41 Kevin Streelman | 71.63 | 8 |
| 10 James Hahn | 69.63 | 8 | 27 Kyle Stanley | 70.75 | 8 | T44 Steven Bowditch | 71.75 | 8 |
| 11 Harris English | 69.75 | 8 | 28 Anirban Lahiri | 70.83 | 12 | T44 Carlos Ortiz | 71.75 | 8 |
| 12 Paul Casey | 69.88 | 8 | T29 Pat Perez | 70.88 | 8 | T44 Cameron Tringale | 71.75 | 8 |
| T13 Keegan Bradley | 70.00 | 8 | T29 Nick Watney | 70.88 | 8 | T47 Tim Clark | 71.88 | 8 |
| T13 Kevin Chappell | 70.00 | 12 | T31 Marc Leishman | 70.92 | 12 | T47 Ernie Els | 71.88 | 8 |
| T13 Jason Dufner | 70.00 | 8 | T31 Rory Sabbatini | 70.92 | 12 | 49 K.J. Choi | 72.00 | 8 |
| T13 Ryo Ishikawa | 70.00 | 8 | 33 David Lingmerth | 71.00 | 12 | 50 2 Tied with | 72.25 | |
| T13 Chris Stroud | 70.00 | 8 | T34 Jerry Kelly | 71.13 | 8 | | | |

Tournament History

| Final Rd. | Winner | Score | Runner-up | Score | Location | Par/Yards | Prize Money | First Place |
|------------|---------------|-------|-----------------|-------|-----------------------|-----------|-------------|-------------|
| 10/31/2010 | Ben Crane | 266 | Brian Davis | 267 | The Mines Resort & GC | 71/6,934 | \$6,000,000 | \$1,000,000 |
| 10/30/2011 | Bo Van Pelt | 261 | Jeff Overton | 267 | The Mines Resort & GC | 71/6,917 | 6,100,000 | 1,300,000 |
| 10/28/2012 | Nick Watney | 262 | Robert Garrigus | 263 | The Mines Resort & GC | 71/6,909 | 6,100,000 | 1,300,000 |
| | | | Bo Van Pelt | | | | | |
| 10/27/2013 | Ryan Moore | 274 | Gary Woodland | 274 | Kuala Lumpur G&CC | 72/6,967 | 7,000,000 | 1,260,000 |
| 11/2/2014 | Ryan Moore | 271 | Sergio Garcia | 274 | Kuala Lumpur G&CC | 72/6,985 | 7,000,000 | 1,260,000 |
| | | | Kevin Na | | | | | |
| | | | Gary Woodland | | | | | |
| 11/1/2015 | Justin Thomas | 262 | Adam Scott | 263 | Kuala Lumpur G&CC | 72/6,985 | 7,000,000 | 1,260,000 |

Scoring Averages at a Glance (2014-2016)

| Hole | 1 | 2 | 3 | 4 | 5 | 6 | 7 | 8 | 9 |
|---------|-------|-------|-------|-------|-------|-------|-------|-------|-------|
| Par | 4 | 4 | 5 | 3 | 5 | 4 | 4 | 3 | 4 |
| 2014 | 4.058 | 4.087 | 4.577 | 2.801 | 4.679 | 4.016 | 3.946 | 3.061 | 4.058 |
| 2015 | 3.958 | 4.026 | 4.636 | 2.825 | 4.617 | 4.078 | 3.870 | 2.964 | 4.088 |
| Eagles | 0 | 0 | 15 | 0 | 18 | 0 | 1 | 0 | 0 |
| Birdies | 99 | 103 | 262 | 160 | 273 | 85 | 141 | 69 | 90 |
| Pars | 431 | 407 | 298 | 419 | 259 | 424 | 394 | 475 | 423 |
| Bogeys | 81 | 85 | 42 | 38 | 57 | 108 | 82 | 75 | 83 |
| Doubles | 6 | 23 | 3 | 3 | 7 | 3 | 2 | 1 | 21 |
| Triple+ | 3 | 2 | 0 | 0 | 6 | 0 | 0 | 0 | 3 |
| Hole | 10 | 11 | 12 | 13 | 14 | 15 | 16 | 17 | 18 |
| Par | 5 | 3 | 4 | 4 | 4 | 3 | 4 | 4 | 5 |
| 2014 | 4.859 | 3.324 | 4.304 | 4.260 | 3.942 | 3.093 | 3.923 | 4.003 | 4.974 |
| 2015 | 4.873 | 3.205 | 4.231 | 4.260 | 3.825 | 3.058 | 3.906 | 3.860 | 5.019 |
| Eagles | 3 | 1 | 1 | 0 | 4 | 0 | 1 | 0 | 1 |
| Birdies | 176 | 45 | 55 | 54 | 190 | 80 | 162 | 133 | 120 |
| Pars | 356 | 407 | 369 | 379 | 333 | 423 | 366 | 414 | 394 |
| Bogeys | 71 | 127 | 169 | 164 | 64 | 109 | 75 | 55 | 92 |
| Doubles | 14 | 37 | 24 | 19 | 26 | 6 | 13 | 18 | 11 |
| Triple+ | 0 | 3 | 2 | 4 | 3 | 2 | 3 | 0 | 2 |

2015 CIMB Classic Hole-by-Hole Summary

TPC Kuala Lumpur

| Rank | Hole | Par | Ydg | Avg Score | AvgOver/ Under | Eagle | Birdie | Par | Bogey | Dbl Bogey | Other |
|----------------|------|-----------|-------------|---------------|-------------------|-----------|-------------|-------------|------------|--------------|-----------|
| 8 | 1 | 4 | 401 | 3.913 | .087- | 1 | 61 | 215 | 31 | 1 | 1 |
| 4 | 2 | 4 | 444 | 4.026 | .026 | | 55 | 199 | 49 | 7 | |
| 17 | 3 | 5 | 503 | 4.519 | .481- | 14 | 143 | 135 | 14 | 4 | |
| 14 | 4 | 3 | 140 | 2.784 | .216- | | 84 | 211 | 13 | 2 | |
| 17 | 5 | 5 | 518 | 4.519 | .481- | 19 | 144 | 119 | 25 | 2 | 1 |
| 6 | 6 | 4 | 420 | 3.958 | .042- | | 55 | 214 | 40 | 1 | |
| 11 | 7 | 4 | 386 | 3.839 | .161- | | 76 | 208 | 26 | | |
| 9 | 8 | 3 | 203 | 2.897 | .103- | | 58 | 227 | 24 | 1 | |
| 7 | 9 | 4 | 404 | 3.952 | .048- | 1 | 56 | 212 | 39 | 2 | |
| 16 | 10 | 5 | 539 | 4.584 | .416- | 4 | 144 | 143 | 17 | 1 | 1 |
| 3 | 11 | 3 | 226 | 3.084 | .084 | | 30 | 235 | 37 | 6 | 2 |
| 1 | 12 | 4 | 497 | 4.158 | .158 | | 37 | 195 | 71 | 6 | 1 |
| 2 | 13 | 4 | 459 | 4.155 | .155 | 1 | 36 | 198 | 66 | 7 | 2 |
| 15 | 14 | 4 | 358 | 3.768 | .232- | 3 | 115 | 156 | 27 | 6 | 3 |
| 5 | 15 | 3 | 199 | 2.984 | .016- | 1 | 49 | 215 | 44 | 1 | |
| 12 | 16 | 4 | 318 | 3.819 | .181- | | 99 | 175 | 30 | 5 | 1 |
| 10 | 17 | 4 | 336 | 3.855 | .145- | | 78 | 204 | 24 | 3 | 1 |
| 13 | 18 | 5 | 634 | 4.806 | .194- | | 91 | 191 | 26 | 1 | 1 |
| TOTALS: | | 72 | 6985 | 69.619 | 2.381- | 44 | 1411 | 3452 | 603 | 56 | 14 |

SCORING RECAP

| | Round 1 | Round 2 | Round 3 | Round 4 | TOTAL |
|--------------------|---------|---------|---------|---------|-------|
| Rounds below 70 | 32 | 40 | 39 | 43 | 154 |
| Rounds below par | 62 | 59 | 52 | 55 | 228 |
| Rounds par & below | 67 | 67 | 65 | 64 | 263 |
| Rounds at even par | 5 | 8 | 13 | 9 | 35 |
| Rounds over par | 11 | 11 | 12 | 13 | 47 |
| Rounds 80 & over | 1 | | | | 1 |

2-Year Ranking of Holes at TPC Kuala Lumpur

| Hole | Rank | Stroke Average | +/- | Hole | Rank | Stroke Average | +/- |
|------|------|----------------|--------|------|------|----------------|--------|
| 1 | 9 | 4.008 | +0.008 | 10 | 15 | 4.866 | -.134 |
| 2 | 6 | 4.056 | +0.056 | 11 | 2 | 3.264 | +.264 |
| 3 | 18 | 4.606 | -.394 | 12 | 1 | 4.267 | +.267 |
| 4 | 16 | 2.813 | -.187 | 13 | 3 | 4.260 | +.260 |
| 5 | 17 | 4.648 | -.352 | 14 | 14 | 3.883 | -.117 |
| 6 | 7 | 4.047 | +0.047 | 15 | 4 | 3.075 | +0.075 |
| 7 | 13 | 3.908 | -.092 | 16 | 12 | 3.914 | -.086 |
| 8 | 8 | 3.012 | +0.012 | 17 | 11 | 3.931 | -.069 |
| 9 | 5 | 4.073 | +0.073 | 18 | 10 | 4.996 | -.004 |

CIMB Classic Individual Player Records

Allenby, Robert (69.50)

| Year | 1st | 2nd | 3rd | 4th | Total | Finish | Money |
|--------------|-----|-----|-----|-----|-------|--------|---------------------|
| 2010 | 72 | 66 | 68 | 64 | 270 | T5 | \$237,500.00 |
| 2011 | 63 | 72 | 70 | 67 | 272 | T13 | 85,000.00 |
| 2015 | 73 | 73 | 73 | 73 | 292 | T63 | 14,910.00 |
| Total | | | | | | | \$337,410.00 |

Aphibarnrat, Kiradech (68.67)

| Year | 1st | 2nd | 3rd | 4th | Total | Finish | Money |
|--------------|-----|-----|-----|-----|-------|--------|---------------------|
| 2010 | 73 | 67 | 64 | 71 | 275 | T21 | \$72,000.00 |
| 2011 | 70 | 67 | 72 | 65 | 274 | T20 | 74,000.00 |
| 2014 | 67 | 69 | 69 | 70 | 275 | T3 | 406,000.00 |
| Total | | | | | | | \$552,000.00 |

Appleby, Stuart (69.50)

| Year | 1st | 2nd | 3rd | 4th | Total | Finish | Money |
|--------------|-----|-----|-----|-----|-------|--------|--------------------|
| 2011 | 72 | 67 | 71 | 68 | 278 | T31 | \$55,500.00 |
| Total | | | | | | | \$55,500.00 |

Atwal, Arjun (69.25)

| Year | 1st | 2nd | 3rd | 4th | Total | Finish | Money |
|--------------|-----|-----|-----|-----|-------|--------|--------------------|
| 2010 | 68 | 71 | 69 | 69 | 277 | T26 | \$63,000.00 |
| Total | | | | | | | \$63,000.00 |

Baddeley, Aaron (69.00)

| Year | 1st | 2nd | 3rd | 4th | Total | Finish | Money |
|--------------|-----|-----|-----|-----|-------|--------|---------------------|
| 2014 | 73 | 67 | 70 | 66 | 276 | 5 | \$280,000.00 |
| Total | | | | | | | \$280,000.00 |

Bae, Sangmoon (71.50)

| Year | 1st | 2nd | 3rd | 4th | Total | Finish | Money |
|--------------|-----|-----|-----|-----|-------|--------|---------------------|
| 2014 | 80 | 71 | 74 | 71 | 296 | T68 | \$14,070.00 |
| 2015 | 71 | 68 | 68 | 69 | 276 | T5 | 266,000.00 |
| Total | | | | | | | \$280,070.00 |

Baek, Seuk-hyun (76.50)

| Year | 1st | 2nd | 3rd | 4th | Total | Finish | Money |
|--------------|-----|-----|-----|-----|-------|--------|--------------------|
| 2014 | 80 | 72 | 82 | 75 | 309 | T77 | \$12,950.00 |
| 2015 | 81 | 72 | 77 | 73 | 303 | 77 | 13,160.00 |
| Total | | | | | | | \$26,110.00 |

Barnes, Ricky (69.31)

| Year | 1st | 2nd | 3rd | 4th | Total | Finish | Money |
|--------------|-----|-----|-----|-----|-------|--------|---------------------|
| 2010 | 63 | 69 | 69 | 70 | 271 | T11 | \$121,250.00 |
| 2011 | 69 | 71 | 66 | 67 | 273 | 19 | 78,000.00 |
| 2012 | 66 | 71 | 66 | 69 | 272 | T22 | 71,000.00 |
| 2015 | 71 | 77 | 74 | 71 | 293 | T65 | 14,420.00 |
| Total | | | | | | | \$284,670.00 |

Beljan, Charlie (75.25)

| Year | 1st | 2nd | 3rd | 4th | Total | Finish | Money |
|--------------|-----|-----|-----|-----|-------|--------|--------------------|
| 2015 | 76 | 75 | 74 | 76 | 301 | 76 | \$13,300.00 |
| Total | | | | | | | \$13,300.00 |

Berger, Daniel (71.25)

| Year | 1st | 2nd | 3rd | 4th | Total | Finish | Money |
|--------------|-----|-----|-----|-----|-------|--------|--------------------|
| 2016 | 76 | 66 | 67 | 76 | 285 | T64 | \$14,630.00 |
| Total | | | | | | | \$14,630.00 |

Bhullar, Gaganjeet (69.38)

| Year | 1st | 2nd | 3rd | 4th | Total | Finish | Money |
|--------------|-----|-----|-----|-----|-------|--------|---------------------|
| 2012 | 65 | 72 | 65 | 67 | 269 | T10 | \$102,500.00 |
| 2014 | 72 | 70 | 71 | 73 | 286 | T33 | 40,425.00 |
| Total | | | | | | | \$142,925.00 |

Blair, Zac (70.00)

| Year | 1st | 2nd | 3rd | 4th | Total | Finish | Money |
|--------------|-----|-----|-----|-----|-------|--------|--------------------|
| 2016 | 70 | 71 | 67 | 72 | 280 | T43 | \$23,800.00 |
| Total | | | | | | | \$23,800.00 |

Blixt, Jonas (70.38)

| Year | 1st | 2nd | 3rd | 4th | Total | Finish | Money |
|--------------|-----|-----|-----|-----|-------|--------|---------------------|
| 2014 | 72 | 70 | 68 | 74 | 284 | T25 | \$53,433.33 |
| 2015 | 69 | 69 | 75 | 66 | 279 | T13 | 123,666.67 |
| Total | | | | | | | \$177,100.00 |

Bowditch, Steven (71.75)

| Year | 1st | 2nd | 3rd | 4th | Total | Finish | Money |
|--------------|-----|-----|-----|-----|-------|--------|--------------------|
| 2015 | 71 | 73 | 74 | 68 | 286 | T46 | \$21,000.00 |
| 2016 | 73 | 73 | 73 | 69 | 288 | 71 | 13,860.00 |
| Total | | | | | | | \$34,860.00 |

Bradley, Keegan (70.00)

| Year | 1st | 2nd | 3rd | 4th | Total | Finish | Money |
|--------------|-----|-----|-----|-----|-------|--------|---------------------|
| 2014 | 65 | 66 | 76 | 72 | 279 | 10 | \$189,000.00 |
| 2016 | 66 | 70 | 72 | 73 | 281 | T47 | 18,223.33 |
| Total | | | | | | | \$207,223.33 |

Brown, Scott (72.63)

| Year | 1st | 2nd | 3rd | 4th | Total | Finish | Money |
|--------------|-----|-----|-----|-----|-------|--------|--------------------|
| 2014 | 77 | 72 | 75 | 74 | 298 | 72 | \$13,720.00 |
| 2016 | 68 | 72 | 72 | 71 | 283 | T56 | 15,540.00 |
| Total | | | | | | | \$29,260.00 |

Byrd, Jonathan (69.38)

| Year | 1st | 2nd | 3rd | 4th | Total | Finish | Money |
|--------------|-----|-----|-----|-----|-------|--------|---------------------|
| 2011 | 69 | 68 | 69 | 68 | 274 | T20 | \$74,000.00 |
| 2015 | 70 | 74 | 69 | 68 | 281 | T21 | 72,800.00 |
| Total | | | | | | | \$146,800.00 |

Cabrera, Angel (72.75)

| Year | 1st | 2nd | 3rd | 4th | Total | Finish | Money |
|--------------|-----|-----|-----|-----|-------|--------|--------------------|
| 2011 | 73 | 73 | 69 | 76 | 291 | T45 | \$42,500.00 |
| Total | | | | | | | \$42,500.00 |

Campbell, Chad (69.25)

| Year | 1st | 2nd | 3rd | 4th | Total | Finish | Money |
|--------------|-----|-----|-----|-----|-------|--------|--------------------|
| 2016 | 68 | 70 | 69 | 70 | 277 | T29 | \$44,508.33 |
| Total | | | | | | | \$44,508.33 |

Casey, Paul (69.88)

| Year | 1st | 2nd | 3rd | 4th | Total | Finish | Money |
|--------------|-----|-----|-----|-----|-------|--------|--------------------|
| 2015 | 73 | 68 | 71 | 72 | 284 | T37 | \$33,600.00 |
| 2016 | 69 | 69 | 69 | 68 | 275 | T24 | 61,600.00 |
| Total | | | | | | | \$95,200.00 |

Castro, Roberto (72.25)

| Year | 1st | 2nd | 3rd | 4th | Total | Finish | Money |
|--------------|-----|-----|-----|-----|-------|--------|--------------------|
| 2014 | 74 | 70 | 70 | 73 | 287 | T35 | \$34,510.00 |
| 2015 | 77 | 74 | 71 | 69 | 291 | T61 | 15,190.00 |
| Total | | | | | | | \$49,700.00 |

Cejka, Alex (68.25)

| Year | 1st | 2nd | 3rd | 4th | Total | Finish | Money |
|--------------|-----|-----|-----|-----|-------|--------|---------------------|
| 2016 | 66 | 71 | 66 | 70 | 273 | T17 | \$101,500.00 |
| Total | | | | | | | \$101,500.00 |

Chalmers, Greg (69.13)

| Year | 1st | 2nd | 3rd | 4th | Total | Finish | Money |
|--------------|-----|-----|-----|-----|-------|--------|---------------------|
| 2012 | 66 | 66 | 69 | 70 | 271 | T16 | \$79,000.00 |
| 2015 | 75 | 68 | 68 | 71 | 282 | T26 | 49,700.00 |
| Total | | | | | | | \$128,700.00 |

Chappell, Kevin (70.00)

| Year | 1st | 2nd | 3rd | 4th | Total | Finish | Money |
|--------------|-----|-----|-----|-----|-------|--------|---------------------|
| 2014 | 73 | 71 | 72 | 68 | 284 | T25 | \$53,433.33 |
| 2015 | 69 | 68 | 70 | 72 | 279 | T13 | 123,666.66 |
| 2016 | 69 | 69 | 70 | 69 | 277 | T29 | 44,508.33 |
| Total | | | | | | | \$221,608.32 |

Chawrasia, SSP (73.00)

| Year | 1st | 2nd | 3rd | 4th | Total | Finish | Money |
|--------------|-----|-----|-----|-----|-------|--------|--------------------|
| 2011 | 75 | 71 | 74 | 73 | 293 | 47 | \$41,000.00 |
| 2016 | 72 | 74 | 74 | 71 | 291 | 73 | 13,580.00 |
| Total | | | | | | | \$54,580.00 |

Chia, Danny (70.75)

| Year | 1st | 2nd | 3rd | 4th | Total | Finish | Money |
|--------------|-----|-----|-----|-----|-------|--------|---------------------|
| 2011 | 71 | 65 | 66 | 70 | 272 | T13 | \$85,000.00 |
| 2012 | 66 | 75 | 73 | 67 | 281 | 43 | 45,000.00 |
| 2015 | 75 | 74 | 72 | 72 | 293 | T65 | 14,420.00 |
| 2016 | 71 | 71 | 71 | 73 | 286 | T68 | 14,140.00 |
| Total | | | | | | | \$158,560.00 |

Choi, K.J. (70.83)

| Year | 1st | 2nd | 3rd | 4th | Total | Finish | Money |
|--------------|-----|-----|-----|-----|-------|--------|---------------------|
| 2010 | 70 | 69 | 66 | 69 | 274 | T18 | \$78,000.00 |
| 2014 | 68 | 71 | 70 | 72 | 281 | T14 | 129,500.00 |
| 2015 | 71 | 74 | 71 | 79 | 295 | T71 | 13,790.00 |
| Total | | | | | | | \$221,290.00 |

Cink, Stewart (69.69)

| Year | 1st | 2nd | 3rd | 4th | Total | Finish | Money |
|--------------|-----|-----|-----|-----|-------|--------|---------------------|
| 2011 | 67 | 66 | 71 | 68 | 272 | T13 | \$85,000.00 |
| 2014 | 70 | 68 | 69 | 73 | 280 | T11 | 161,000.00 |
| 2015 | 74 | 73 | 73 | 70 | 290 | T56 | 15,680.00 |
| 2016 | 68 | 64 | 70 | 71 | 273 | T17 | 101,500.00 |
| Total | | | | | | | \$363,180.00 |

Clark, Tim (70.75)

| Year | 1st | 2nd | 3rd | 4th | Total | Finish | Money |
|--------------|-----|-----|-----|-----|-------|--------|---------------------|
| 2010 | 67 | 69 | 69 | 69 | 274 | T18 | \$78,000.00 |
| 2014 | 72 | 69 | 70 | 74 | 285 | T31 | 44,450.00 |
| 2015 | 72 | 74 | 74 | 70 | 290 | T56 | 15,680.00 |
| Total | | | | | | | \$138,130.00 |

CIMB Classic Individual Player Records (cont.)

Crane, Ben (67.94)

| Year | 1st | 2nd | 3rd | 4th | Total | Finish | Money |
|--------------|-----|-----|-----|-----|-------|--------|-----------------------|
| 2010 | 67 | 64 | 66 | 69 | 266 | 1 | \$1,000,000.00 |
| 2011 | 69 | 68 | 68 | 69 | 274 | T20 | 74,000.00 |
| 2012 | 68 | 66 | 68 | 68 | 270 | T14 | 87,000.00 |
| 2016 | 71 | 70 | 68 | 68 | 277 | T29 | 44,508.34 |
| Total | | | | | | | \$1,205,508.34 |

Curran, Jon (70.50)

| Year | 1st | 2nd | 3rd | 4th | Total | Finish | Money |
|--------------|-----|-----|-----|-----|-------|--------|--------------------|
| 2016 | 69 | 70 | 67 | 76 | 282 | T53 | \$16,286.67 |
| Total | | | | | | | \$16,286.67 |

Davis, Brian (71.81)

| Year | 1st | 2nd | 3rd | 4th | Total | Finish | Money |
|--------------|-----|-----|-----|-----|-------|--------|---------------------|
| 2010 | 65 | 70 | 66 | 66 | 267 | 2 | \$575,000.00 |
| 2011 | 71 | 71 | 71 | 67 | 280 | T37 | 49,500.00 |
| 2014 | 79 | 75 | 74 | 78 | 306 | T75 | 13,230.00 |
| 2015 | 71 | 75 | 75 | 75 | 296 | 73 | 13,580.00 |
| Total | | | | | | | \$651,310.00 |

de Jonge, Brendon (69.45)

| Year | 1st | 2nd | 3rd | 4th | Total | Finish | Money |
|--------------|-----|-----|-----|-----|-------|--------|---------------------|
| 2011 | 68 | 72 | 70 | 68 | 278 | T31 | \$55,500.00 |
| 2012 | 68 | 65 | 66 | 66 | 265 | T4 | 265,000.00 |
| 2014 | 72 | 71 | 73 | 75 | 291 | T53 | 15,907.50 |
| 2015 | 70 | 73 | 65 | 71 | 279 | T13 | 123,666.66 |
| 2016 | 69 | 69 | 71 | 67 | 276 | T27 | 52,850.00 |
| Total | | | | | | | \$512,924.16 |

DeLaet, Graham (69.50)

| Year | 1st | 2nd | 3rd | 4th | Total | Finish | Money |
|--------------|-----|-----|-----|-----|-------|--------|---------------------|
| 2014 | 72 | 67 | 68 | 71 | 278 | T7 | \$218,166.66 |
| Total | | | | | | | \$218,166.66 |

Dodt, Andrew (69.88)

| Year | 1st | 2nd | 3rd | 4th | Total | Finish | Money |
|--------------|-----|-----|-----|-----|-------|--------|--------------------|
| 2010 | 68 | 75 | 66 | 67 | 276 | T24 | \$67,000.00 |
| 2016 | 72 | 70 | 74 | 67 | 283 | T56 | 15,540.00 |
| Total | | | | | | | \$82,540.00 |

Donald, Luke (69.13)

| Year | 1st | 2nd | 3rd | 4th | Total | Finish | Money |
|--------------|-----|-----|-----|-----|-------|--------|---------------------|
| 2010 | 67 | 67 | 67 | 67 | 268 | T3 | \$403,000.00 |
| 2016 | 74 | 73 | 70 | 68 | 285 | T64 | 14,630.00 |
| Total | | | | | | | \$417,630.00 |

Dufner, Jason (68.88)

| Year | 1st | 2nd | 3rd | 4th | Total | Finish | Money |
|--------------|-----|-----|-----|-----|-------|--------|---------------------|
| 2011 | 70 | 67 | 65 | 69 | 271 | T10 | \$106,666.66 |
| 2012 | 68 | 72 | 64 | 67 | 271 | T16 | 79,000.00 |
| 2015 | 74 | 70 | 69 | 69 | 282 | T26 | 49,700.00 |
| 2016 | 69 | 75 | 69 | 65 | 278 | T35 | 36,925.00 |
| Total | | | | | | | \$272,291.66 |

Els, Ernie (70.42)

| Year | 1st | 2nd | 3rd | 4th | Total | Finish | Money |
|--------------|-----|-----|-----|-----|-------|--------|---------------------|
| 2010 | 67 | 68 | 69 | 66 | 270 | T5 | \$237,500.00 |
| 2014 | 76 | 71 | 69 | 74 | 290 | T47 | 18,223.34 |
| 2016 | 72 | 69 | 72 | 72 | 285 | T64 | 14,630.00 |
| Total | | | | | | | \$270,353.34 |

English, Harris (69.75)

| Year | 1st | 2nd | 3rd | 4th | Total | Finish | Money |
|--------------|-----|-----|-----|-----|-------|--------|---------------------|
| 2014 | 71 | 67 | 71 | 69 | 278 | T7 | \$218,166.67 |
| 2016 | 71 | 71 | 69 | 69 | 280 | T43 | 23,800.00 |
| Total | | | | | | | \$241,966.67 |

Estes, Bob (69.00)

| Year | 1st | 2nd | 3rd | 4th | Total | Finish | Money |
|--------------|-----|-----|-----|-----|-------|--------|--------------------|
| 2012 | 69 | 68 | 70 | 69 | 276 | T33 | \$53,500.00 |
| Total | | | | | | | \$53,500.00 |

Every, Matt (72.25)

| Year | 1st | 2nd | 3rd | 4th | Total | Finish | Money |
|--------------|-----|-----|-----|-----|-------|--------|--------------------|
| 2014 | 72 | 77 | 68 | 73 | 290 | T47 | \$18,223.33 |
| 2015 | 69 | 73 | 74 | 72 | 288 | T49 | 17,686.67 |
| 2016 | 72 | 72 | 72 | 73 | 289 | 72 | 13,720.00 |
| Total | | | | | | | \$49,630.00 |

Finau, Tony (67.50)

| Year | 1st | 2nd | 3rd | 4th | Total | Finish | Money |
|--------------|-----|-----|-----|-----|-------|--------|---------------------|
| 2016 | 71 | 67 | 66 | 66 | 270 | 9 | \$203,000.00 |
| Total | | | | | | | \$203,000.00 |

Flores, Martin (76.00)

| Year | 1st | 2nd | 3rd | 4th | Total | Finish | Money |
|--------------|-----|-----|-----|-----|-------|--------|--------------------|
| 2014 | 73 | 79 | 74 | 78 | 304 | 74 | \$13,440.00 |
| Total | | | | | | | \$13,440.00 |

Fowler, Rickie (69.13)

| Year | 1st | 2nd | 3rd | 4th | Total | Finish | Money |
|--------------|-----|-----|-----|-----|-------|--------|---------------------|
| 2010 | 68 | 67 | 68 | 67 | 270 | T5 | \$237,500.00 |
| 2014 | 71 | 72 | 73 | 67 | 283 | T19 | 81,900.00 |
| Total | | | | | | | \$319,400.00 |

Fraser, Marcus (68.88)

| Year | 1st | 2nd | 3rd | 4th | Total | Finish | Money |
|--------------|-----|-----|-----|-----|-------|--------|---------------------|
| 2010 | 70 | 72 | 70 | 66 | 278 | T29 | \$59,500.00 |
| 2012 | 70 | 70 | 65 | 68 | 273 | T24 | 67,000.00 |
| Total | | | | | | | \$126,500.00 |

Fung, Nicholas (73.25)

| Year | 1st | 2nd | 3rd | 4th | Total | Finish | Money |
|--------------|-----|-----|-----|-----|-------|--------|--------------------|
| 2014 | 74 | 78 | 71 | 70 | 293 | 63 | \$14,980.00 |
| 2015 | 73 | 74 | 75 | 71 | 293 | T65 | 14,420.00 |
| Total | | | | | | | \$29,400.00 |

Gainey, Tommy (68.75)

| Year | 1st | 2nd | 3rd | 4th | Total | Finish | Money |
|--------------|-----|-----|-----|-----|-------|--------|--------------------|
| 2011 | 68 | 70 | 70 | 67 | 275 | T23 | \$68,000.00 |
| Total | | | | | | | \$68,000.00 |

Garcia, Sergio (69.08)

| Year | 1st | 2nd | 3rd | 4th | Total | Finish | Money |
|--------------|-----|-----|-----|-----|-------|--------|---------------------|
| 2014 | 66 | 71 | 71 | 72 | 280 | T11 | \$161,000.00 |
| 2015 | 69 | 68 | 68 | 69 | 274 | T2 | 522,666.66 |
| 2016 | 70 | 67 | 69 | 69 | 275 | T24 | 61,600.00 |
| Total | | | | | | | \$745,266.66 |

Garnett, Brice (72.50)

| Year | 1st | 2nd | 3rd | 4th | Total | Finish | Money |
|--------------|-----|-----|-----|-----|-------|--------|--------------------|
| 2015 | 70 | 75 | 73 | 72 | 290 | T56 | \$15,680.00 |
| Total | | | | | | | \$15,680.00 |

Garrigus, Robert (65.75)

| Year | 1st | 2nd | 3rd | 4th | Total | Finish | Money |
|--------------|-----|-----|-----|-----|-------|--------|---------------------|
| 2012 | 64 | 64 | 69 | 66 | 263 | T2 | \$485,000.00 |
| Total | | | | | | | \$485,000.00 |

Gay, Brian (72.50)

| Year | 1st | 2nd | 3rd | 4th | Total | Finish | Money |
|--------------|-----|-----|-----|-----|-------|--------|--------------------|
| 2014 | 72 | 72 | 74 | 72 | 290 | T47 | \$18,223.33 |
| Total | | | | | | | \$18,223.33 |

Gillis, Tom (68.13)

| Year | 1st | 2nd | 3rd | 4th | Total | Finish | Money |
|--------------|-----|-----|-----|-----|-------|--------|---------------------|
| 2010 | 69 | 66 | 69 | 67 | 271 | T11 | \$121,250.00 |
| 2012 | 65 | 70 | 66 | 73 | 274 | T26 | 60,600.00 |
| Total | | | | | | | \$181,850.00 |

Gleeson, David (69.75)

| Year | 1st | 2nd | 3rd | 4th | Total | Finish | Money |
|--------------|-----|-----|-----|-----|-------|--------|--------------------|
| 2011 | 73 | 71 | 70 | 65 | 279 | T35 | \$52,500.00 |
| Total | | | | | | | \$52,500.00 |

Glover, Lucas (71.88)

| Year | 1st | 2nd | 3rd | 4th | Total | Finish | Money |
|--------------|-----|-----|-----|-----|-------|--------|--------------------|
| 2011 | 71 | 70 | 71 | 68 | 280 | T37 | \$49,500.00 |
| 2014 | 71 | 75 | 75 | 74 | 295 | T64 | 14,630.00 |
| Total | | | | | | | \$64,130.00 |

Goosen, Retief (70.67)

| Year | 1st | 2nd | 3rd | 4th | Total | Finish | Money |
|--------------|-----|-----|-----|-----|-------|--------|---------------------|
| 2010 | 69 | 69 | 71 | 66 | 275 | T21 | \$72,000.00 |
| 2014 | 72 | 74 | 69 | 75 | 290 | T47 | 18,223.34 |
| 2015 | 74 | 70 | 69 | 70 | 283 | T33 | 38,675.00 |
| Total | | | | | | | \$128,898.34 |

Gore, Jason (69.75)

| Year | 1st | 2nd | 3rd | 4th | Total | Finish | Money |
|--------------|-----|-----|-----|-----|-------|--------|--------------------|
| 2016 | 66 | 68 | 70 | 75 | 279 | T37 | \$30,800.00 |
| Total | | | | | | | \$30,800.00 |

Grace, Branden (68.25)

| Year | 1st | 2nd | 3rd | 4th | Total | Finish | Money |
|--------------|-----|-----|-----|-----|-------|--------|---------------------|
| 2016 | 67 | 70 | 69 | 67 | 273 | T17 | \$101,500.00 |
| Total | | | | | | | \$101,500.00 |

Guthrie, Luke (71.25)

| Year | 1st | 2nd | 3rd | 4th | Total | Finish | Money |
|--------------|-----|-----|-----|-----|-------|--------|--------------------|
| 2015 | 73 | 68 | 71 | 73 | 285 | T39 | \$27,300.00 |
| Total | | | | | | | \$27,300.00 |

CIMB Classic Individual Player Records (cont.)

Kisner, Kevin (69.75)

| Year | 1st | 2nd | 3rd | 4th | Total | Finish | Money |
|--------------|-----|-----|-----|-----|-------|--------|--------------------|
| 2016 | 71 | 65 | 70 | 73 | 279 | T37 | \$30,800.00 |
| Total | | | | | | | \$30,800.00 |

Knost, Colt (69.75)

| Year | 1st | 2nd | 3rd | 4th | Total | Finish | Money |
|--------------|-----|-----|-----|-----|-------|--------|--------------------|
| 2016 | 70 | 70 | 72 | 67 | 279 | T37 | \$30,800.00 |
| Total | | | | | | | \$30,800.00 |

Knox, Russell (68.50)

| Year | 1st | 2nd | 3rd | 4th | Total | Finish | Money |
|--------------|-----|-----|-----|-----|-------|--------|--------------------|
| 2016 | 70 | 69 | 67 | 68 | 274 | T21 | \$78,400.00 |
| Total | | | | | | | \$78,400.00 |

Knutzon, Jason (71.50)

| Year | 1st | 2nd | 3rd | 4th | Total | Finish | Money |
|--------------|-----|-----|-----|-----|-------|--------|--------------------|
| 2015 | 72 | 70 | 72 | 72 | 286 | T46 | \$21,000.00 |
| Total | | | | | | | \$21,000.00 |

Kobayashi, Masanori (68.50)

| Year | 1st | 2nd | 3rd | 4th | Total | Finish | Money |
|--------------|-----|-----|-----|-----|-------|--------|--------------------|
| 2012 | 69 | 71 | 66 | 68 | 274 | T26 | \$60,600.00 |
| Total | | | | | | | \$60,600.00 |

Kruger, Jbe' (68.00)

| Year | 1st | 2nd | 3rd | 4th | Total | Finish | Money |
|--------------|-----|-----|-----|-----|-------|--------|---------------------|
| 2011 | 70 | 70 | 72 | 65 | 277 | T28 | \$59,000.00 |
| 2012 | 66 | 64 | 69 | 68 | 267 | 8 | 175,000.00 |
| Total | | | | | | | \$234,000.00 |

Lahiri, Anirban (70.25)

| Year | 1st | 2nd | 3rd | 4th | Total | Finish | Money |
|--------------|-----|-----|-----|-----|-------|--------|---------------------|
| 2012 | 71 | 66 | 68 | 69 | 274 | T26 | \$60,600.00 |
| 2014 | 74 | 70 | 75 | 68 | 287 | T35 | 34,510.00 |
| 2015 | 74 | 72 | 70 | 73 | 289 | T52 | 16,415.00 |
| 2016 | 70 | 67 | 67 | 70 | 274 | T21 | 78,400.00 |
| Total | | | | | | | \$189,925.00 |

Laird, Martin (69.50)

| Year | 1st | 2nd | 3rd | 4th | Total | Finish | Money |
|--------------|-----|-----|-----|-----|-------|--------|---------------------|
| 2010 | 66 | 69 | 67 | 66 | 268 | T3 | \$403,000.00 |
| 2012 | 68 | 67 | 69 | 70 | 274 | T26 | 60,600.00 |
| 2014 | 68 | 70 | 76 | 78 | 292 | T61 | 15,190.00 |
| Total | | | | | | | \$478,790.00 |

Lam, Chih-Bing (70.75)

| Year | 1st | 2nd | 3rd | 4th | Total | Finish | Money |
|--------------|-----|-----|-----|-----|-------|--------|--------------------|
| 2010 | 69 | 72 | 72 | 70 | 283 | 39 | \$51,000.00 |
| Total | | | | | | | \$51,000.00 |

Lascuna, Antonio (73.75)

| Year | 1st | 2nd | 3rd | 4th | Total | Finish | Money |
|--------------|-----|-----|-----|-----|-------|--------|--------------------|
| 2015 | 72 | 72 | 74 | 77 | 295 | T71 | \$13,790.00 |
| Total | | | | | | | \$13,790.00 |

Lee, Danny (70.00)

| Year | 1st | 2nd | 3rd | 4th | Total | Finish | Money |
|--------------|-----|-----|-----|-----|-------|--------|---------------------|
| 2015 | 69 | 69 | 73 | 68 | 279 | T13 | \$123,666.67 |
| 2016 | 73 | 68 | | | 141 | W/D | |
| Total | | | | | | | \$123,666.67 |

Lee, Richard (71.75)

| Year | 1st | 2nd | 3rd | 4th | Total | Finish | Money |
|--------------|-----|-----|-----|-----|-------|--------|--------------------|
| 2014 | 70 | 73 | 72 | 72 | 287 | T35 | \$34,510.00 |
| Total | | | | | | | \$34,510.00 |

Lee, Richard (73.75)

| Year | 1st | 2nd | 3rd | 4th | Total | Finish | Money |
|--------------|-----|-----|-----|-----|-------|--------|--------------------|
| 2016 | 71 | 77 | 70 | 77 | 295 | T75 | \$13,230.00 |
| Total | | | | | | | \$13,230.00 |

Leishman, Marc (70.40)

| Year | 1st | 2nd | 3rd | 4th | Total | Finish | Money |
|--------------|-----|-----|-----|-----|-------|--------|---------------------|
| 2010 | 70 | 72 | 69 | 68 | 279 | T33 | \$56,000.00 |
| 2012 | 75 | 67 | 66 | 70 | 278 | 40 | 48,000.00 |
| 2014 | 72 | 65 | 77 | 75 | 289 | T44 | 23,100.00 |
| 2015 | 74 | 72 | 71 | 68 | 285 | T39 | 27,300.00 |
| 2016 | 71 | 70 | 70 | 66 | 277 | T29 | 44,508.33 |
| Total | | | | | | | \$198,908.33 |

Leong, Ben (71.25)

| Year | 1st | 2nd | 3rd | 4th | Total | Finish | Money |
|--------------|-----|-----|-----|-----|-------|--------|--------------------|
| 2016 | 71 | 72 | 76 | 66 | 285 | T64 | \$14,630.00 |
| Total | | | | | | | \$14,630.00 |

Levin, Spencer (68.50)

| Year | 1st | 2nd | 3rd | 4th | Total | Finish | Money |
|--------------|-----|-----|-----|-----|-------|--------|---------------------|
| 2011 | 70 | 67 | 72 | 66 | 275 | T23 | \$68,000.00 |
| 2016 | 67 | 64 | 68 | 74 | 273 | T17 | 101,500.00 |
| Total | | | | | | | \$169,500.00 |

Lewton, Steve (71.75)

| Year | 1st | 2nd | 3rd | 4th | Total | Finish | Money |
|--------------|-----|-----|-----|-----|-------|--------|--------------------|
| 2015 | 74 | 69 | 70 | 74 | 287 | 48 | \$19,180.00 |
| Total | | | | | | | \$19,180.00 |

Lingmerth, David (71.00)

| Year | 1st | 2nd | 3rd | 4th | Total | Finish | Money |
|--------------|-----|-----|-----|-----|-------|--------|---------------------|
| 2014 | 73 | 78 | 73 | 71 | 295 | T64 | \$14,630.00 |
| 2015 | 68 | 72 | 73 | 72 | 285 | T39 | 27,300.00 |
| 2016 | 73 | 65 | 64 | 70 | 272 | T14 | 126,000.00 |
| Total | | | | | | | \$167,930.00 |

Lipsky, David (72.63)

| Year | 1st | 2nd | 3rd | 4th | Total | Finish | Money |
|--------------|-----|-----|-----|-----|-------|--------|--------------------|
| 2012 | 68 | 73 | 71 | 70 | 282 | T44 | \$43,500.00 |
| 2015 | 74 | 73 | 77 | 75 | 299 | 75 | 13,440.00 |
| Total | | | | | | | \$56,940.00 |

Love III, Davis (69.50)

| Year | 1st | 2nd | 3rd | 4th | Total | Finish | Money |
|--------------|-----|-----|-----|-----|-------|--------|---------------------|
| 2015 | 68 | 71 | 71 | 68 | 278 | T8 | \$189,000.00 |
| Total | | | | | | | \$189,000.00 |

Lynn, David (73.75)

| Year | 1st | 2nd | 3rd | 4th | Total | Finish | Money |
|--------------|-----|-----|-----|-----|-------|--------|--------------------|
| 2014 | 75 | 70 | 71 | 79 | 295 | T64 | \$14,630.00 |
| Total | | | | | | | \$14,630.00 |

MacKenzie, Will (72.25)

| Year | 1st | 2nd | 3rd | 4th | Total | Finish | Money |
|--------------|-----|-----|-----|-----|-------|--------|--------------------|
| 2015 | 69 | 73 | 71 | 76 | 289 | T52 | \$16,415.00 |
| Total | | | | | | | \$16,415.00 |

Mamat, Mardan (70.38)

| Year | 1st | 2nd | 3rd | 4th | Total | Finish | Money |
|--------------|-----|-----|-----|-----|-------|--------|---------------------|
| 2010 | 66 | 70 | 65 | 69 | 270 | T5 | \$237,500.00 |
| 2016 | 74 | 73 | 74 | 72 | 293 | 74 | 13,440.00 |
| Total | | | | | | | \$250,940.00 |

Marksaeng, Prayad (71.50)

| Year | 1st | 2nd | 3rd | 4th | Total | Finish | Money |
|--------------|-----|-----|-----|-----|-------|--------|--------------------|
| 2014 | 74 | 71 | 71 | 73 | 289 | T44 | \$23,100.00 |
| 2016 | 72 | 76 | 68 | 67 | 283 | T56 | 15,540.00 |
| Total | | | | | | | \$38,640.00 |

Martin, Ben (70.25)

| Year | 1st | 2nd | 3rd | 4th | Total | Finish | Money |
|--------------|-----|-----|-----|-----|-------|--------|--------------------|
| 2016 | 70 | 70 | 68 | 73 | 281 | T47 | \$18,223.34 |
| Total | | | | | | | \$18,223.34 |

Matsuyama, Hideki (69.25)

| Year | 1st | 2nd | 3rd | 4th | Total | Finish | Money |
|--------------|-----|-----|-----|-----|-------|--------|---------------------|
| 2014 | 70 | 68 | 72 | 74 | 284 | T25 | \$53,433.33 |
| 2015 | 70 | 70 | 72 | 69 | 281 | T21 | 72,800.00 |
| 2016 | 65 | 66 | 68 | 67 | 266 | 5 | 280,000.00 |
| Total | | | | | | | \$406,233.33 |

Matteson, Troy (69.00)

| Year | 1st | 2nd | 3rd | 4th | Total | Finish | Money |
|--------------|-----|-----|-----|-----|-------|--------|--------------------|
| 2012 | 63 | 69 | 73 | 71 | 276 | T33 | \$53,500.00 |
| Total | | | | | | | \$53,500.00 |

McGirt, William (70.50)

| Year | 1st | 2nd | 3rd | 4th | Total | Finish | Money |
|--------------|-----|-----|-----|-----|-------|--------|--------------------|
| 2012 | 70 | 70 | 73 | 69 | 282 | T44 | \$43,500.00 |
| Total | | | | | | | \$43,500.00 |

Meesawat, Prom (69.38)

| Year | 1st | 2nd | 3rd | 4th | Total | Finish | Money |
|--------------|-----|-----|-----|-----|-------|--------|---------------------|
| 2012 | 70 | 69 | 68 | 70 | 277 | T37 | \$50,000.00 |
| 2015 | 68 | 71 | 70 | 69 | 278 | T8 | 189,000.00 |
| Total | | | | | | | \$239,000.00 |

Merrick, John (73.75)

| Year | 1st | 2nd | 3rd | 4th | Total | Finish | Money |
|--------------|-----|-----|-----|-----|-------|--------|--------------------|
| 2014 | 77 | 75 | 69 | 74 | 295 | T64 | \$14,630.00 |
| Total | | | | | | | \$14,630.00 |

Merritt, Troy (70.50)

| Year | 1st | 2nd | 3rd | 4th | Total | Finish | Money |
|--------------|-----|-----|-----|-----|-------|--------|--------------------|
| 2015 | 72 | 75 | 70 | 73 | 290 | T56 | \$15,680.00 |
| 2016 | 68 | 66 | 72 | 68 | 274 | T21 | 78,400.00 |
| Total | | | | | | | \$94,080.00 |

Mickelson, Phil (70.75)

| Year | 1st | 2nd | 3rd | 4th | Total | Finish | Money |
|--------------|-----|-----|-----|-----|-------|--------|--------------------|
| 2014 | 71 | 70 | 68 | 74 | 283 | T19 | \$81,900.00 |
| Total | | | | | | | \$81,900.00 |

Molder, Bryce (70.25)

| Year | 1st | 2nd | 3rd | 4th | Total | Finish | Money |
|--------------|-----|-----|-----|-----|-------|--------|---------------------|
| 2014 | 73 | 69 | 67 | 72 | 281 | T14 | \$129,500.00 |
| Total | | | | | | | \$129,500.00 |

Moore, Ryan (68.63)

| Year | 1st | 2nd | 3rd | 4th | Total | Finish | Money |
|--------------|-----|-----|-----|-----|-------|--------|-----------------------|
| 2010 | 64 | 68 | 69 | 69 | 270 | T5 | \$237,500.00 |
| 2011 | 71 | 68 | 79 | | 218 | W/D | |
| 2014 | 63 | 72 | 69 | 70 | 274 | 1 | 1,260,000.00 |
| 2015 | 68 | 69 | 67 | 67 | 271 | 1 | 1,260,000.00 |
| 2016 | 67 | 69 | 66 | 69 | 271 | T10 | 168,000.00 |
| Total | | | | | | | \$2,925,500.00 |

Na, Kevin (67.63)

| Year | 1st | 2nd | 3rd | 4th | Total | Finish | Money |
|--------------|-----|-----|-----|-----|-------|--------|-----------------------|
| 2010 | 70 | 71 | 67 | 67 | 275 | T21 | \$72,000.00 |
| 2012 | 67 | 66 | 69 | 67 | 269 | T10 | 102,500.00 |
| 2015 | 69 | 68 | 67 | 70 | 274 | T2 | 522,666.67 |
| 2016 | 67 | 66 | 64 | 67 | 264 | T3 | 406,000.00 |
| Total | | | | | | | \$1,103,166.67 |

Noh, Seung-Yul (69.58)

| Year | 1st | 2nd | 3rd | 4th | Total | Finish | Money |
|--------------|-----|-----|-----|-----|-------|--------|---------------------|
| 2010 | 71 | 69 | 65 | 75 | 280 | T36 | \$53,000.00 |
| 2012 | 71 | 66 | 67 | 66 | 270 | T14 | 87,000.00 |
| 2015 | 68 | 69 | 72 | 76 | 285 | T39 | 27,300.00 |
| Total | | | | | | | \$167,300.00 |

O'Hair, Sean (69.25)

| Year | 1st | 2nd | 3rd | 4th | Total | Finish | Money |
|--------------|-----|-----|-----|-----|-------|--------|--------------------|
| 2012 | 69 | 72 | 65 | 71 | 277 | T37 | \$50,000.00 |
| Total | | | | | | | \$50,000.00 |

Ormsby, Wade (74.00)

| Year | 1st | 2nd | 3rd | 4th | Total | Finish | Money |
|--------------|-----|-----|-----|-----|-------|--------|--------------------|
| 2014 | 70 | 69 | 74 | 83 | 296 | T68 | \$14,070.00 |
| Total | | | | | | | \$14,070.00 |

Ortiz, Carlos (71.75)

| Year | 1st | 2nd | 3rd | 4th | Total | Finish | Money |
|--------------|-----|-----|-----|-----|-------|--------|--------------------|
| 2015 | 76 | 72 | 75 | 70 | 293 | T65 | \$14,420.00 |
| 2016 | 71 | 74 | 67 | 69 | 281 | T47 | 18,223.33 |
| Total | | | | | | | \$32,643.33 |

Overton, Jeff (68.94)

| Year | 1st | 2nd | 3rd | 4th | Total | Finish | Money |
|--------------|-----|-----|-----|-----|-------|--------|---------------------|
| 2011 | 67 | 62 | 69 | 69 | 267 | 2 | \$550,000.00 |
| 2012 | 64 | 70 | 68 | 69 | 271 | T16 | 79,000.00 |
| 2014 | 73 | 67 | 72 | 70 | 282 | T16 | 112,000.00 |
| 2015 | 68 | 69 | 71 | 75 | 283 | T33 | 38,675.00 |
| Total | | | | | | | \$779,675.00 |

Owen, Greg (70.75)

| Year | 1st | 2nd | 3rd | 4th | Total | Finish | Money |
|--------------|-----|-----|-----|-----|-------|--------|--------------------|
| 2016 | 70 | 72 | 69 | 72 | 283 | T56 | \$15,540.00 |
| Total | | | | | | | \$15,540.00 |

Palmer, Ryan (69.81)

| Year | 1st | 2nd | 3rd | 4th | Total | Finish | Money |
|--------------|-----|-----|-----|-----|-------|--------|---------------------|
| 2010 | 72 | 70 | 65 | 72 | 279 | T33 | \$56,000.00 |
| 2011 | 71 | 65 | 67 | 67 | 270 | T7 | 175,000.00 |
| 2012 | 69 | 68 | 70 | 70 | 277 | T37 | 50,000.00 |
| 2014 | 76 | 68 | 71 | 76 | 291 | T53 | 15,907.50 |
| Total | | | | | | | \$296,907.50 |

Perez, Pat (69.58)

| Year | 1st | 2nd | 3rd | 4th | Total | Finish | Money |
|--------------|-----|-----|-----|-----|-------|--------|---------------------|
| 2012 | 67 | 68 | 68 | 65 | 268 | 9 | \$150,000.00 |
| 2015 | 72 | 73 | 69 | 69 | 283 | T33 | 38,675.00 |
| 2016 | 71 | 69 | 72 | 72 | 284 | 63 | 14,980.00 |
| Total | | | | | | | \$203,655.00 |

Peterson, John (74.50)

| Year | 1st | 2nd | 3rd | 4th | Total | Finish | Money |
|--------------|-----|-----|-----|-----|-------|--------|--------------------|
| 2016 | 80 | 74 | 78 | 66 | 298 | 77 | \$13,020.00 |
| Total | | | | | | | \$13,020.00 |

Peterson, Paul (69.25)

| Year | 1st | 2nd | 3rd | 4th | Total | Finish | Money |
|--------------|-----|-----|-----|-----|-------|--------|--------------------|
| 2016 | 70 | 67 | 68 | 72 | 277 | T29 | \$44,508.33 |
| Total | | | | | | | \$44,508.33 |

Pettersson, Carl (68.17)

| Year | 1st | 2nd | 3rd | 4th | Total | Finish | Money |
|--------------|-----|-----|-----|-----|-------|--------|---------------------|
| 2010 | 65 | 68 | 66 | 73 | 272 | T15 | \$92,500.00 |
| 2011 | 68 | 67 | 78 | 67 | 280 | T37 | 49,500.00 |
| 2012 | 69 | 67 | 68 | 62 | 266 | 7 | 200,000.00 |
| Total | | | | | | | \$342,000.00 |

Phadungsil, Chinnarat (69.25)

| Year | 1st | 2nd | 3rd | 4th | Total | Finish | Money |
|--------------|-----|-----|-----|-----|-------|--------|--------------------|
| 2011 | 70 | 66 | 72 | 69 | 277 | T28 | \$59,000.00 |
| Total | | | | | | | \$59,000.00 |

Piercy, Scott (67.25)

| Year | 1st | 2nd | 3rd | 4th | Total | Finish | Money |
|--------------|-----|-----|-----|-----|-------|--------|---------------------|
| 2012 | 75 | 68 | 64 | 62 | 269 | T10 | \$102,500.00 |
| 2016 | 62 | 69 | 69 | 69 | 269 | T7 | 225,750.00 |
| Total | | | | | | | \$328,250.00 |

Pinckney, Scott (70.75)

| Year | 1st | 2nd | 3rd | 4th | Total | Finish | Money |
|--------------|-----|-----|-----|-----|-------|--------|--------------------|
| 2016 | 69 | 73 | 68 | 73 | 283 | T56 | \$15,540.00 |
| Total | | | | | | | \$15,540.00 |

Points, D.A. (71.88)

| Year | 1st | 2nd | 3rd | 4th | Total | Finish | Money |
|--------------|-----|-----|-----|-----|-------|--------|--------------------|
| 2011 | 71 | 68 | 71 | 69 | 279 | T35 | \$52,500.00 |
| 2014 | 71 | 76 | 73 | 76 | 296 | T68 | 14,070.00 |
| Total | | | | | | | \$66,570.00 |

Putnam, Michael (70.50)

| Year | 1st | 2nd | 3rd | 4th | Total | Finish | Money |
|--------------|-----|-----|-----|-----|-------|--------|--------------------|
| 2015 | 71 | 72 | 72 | 67 | 282 | T26 | \$49,700.00 |
| Total | | | | | | | \$49,700.00 |

Que, Angelo (69.50)

| Year | 1st | 2nd | 3rd | 4th | Total | Finish | Money |
|--------------|-----|-----|-----|-----|-------|--------|---------------------|
| 2015 | 67 | 72 | 69 | 70 | 278 | T8 | \$189,000.00 |
| Total | | | | | | | \$189,000.00 |

Rahman, Siddikur (69.94)

| Year | 1st | 2nd | 3rd | 4th | Total | Finish | Money |
|--------------|-----|-----|-----|-----|-------|--------|---------------------|
| 2010 | 69 | 68 | 65 | 69 | 271 | T11 | \$121,250.00 |
| 2011 | 68 | 73 | 68 | 71 | 280 | T37 | 49,500.00 |
| 2012 | 73 | 74 | 69 | 68 | 284 | 46 | 42,000.00 |
| 2014 | 75 | 70 | 69 | 70 | 284 | T25 | 53,433.34 |
| Total | | | | | | | \$266,183.34 |

Reavie, Chez (69.50)

| Year | 1st | 2nd | 3rd | 4th | Total | Finish | Money |
|--------------|-----|-----|-----|-----|-------|--------|--------------------|
| 2011 | 69 | 71 | 67 | 71 | 278 | T31 | \$55,500.00 |
| Total | | | | | | | \$55,500.00 |

Reed, Patrick (70.08)

| Year | 1st | 2nd | 3rd | 4th | Total | Finish | Money |
|--------------|-----|-----|-----|-----|-------|--------|---------------------|
| 2014 | 74 | 71 | 72 | 71 | 288 | T40 | \$28,000.00 |
| 2015 | 70 | 70 | 68 | 74 | 282 | T26 | 49,700.00 |
| 2016 | 68 | 68 | 66 | 69 | 271 | T10 | 168,000.00 |
| Total | | | | | | | \$245,700.00 |

Reifers, Kyle (70.00)

| Year | 1st | 2nd | 3rd | 4th | Total | Finish | Money |
|--------------|-----|-----|-----|-----|-------|--------|--------------------|
| 2016 | 70 | 66 | 71 | 73 | 280 | T43 | \$23,800.00 |
| Total | | | | | | | \$23,800.00 |

Rollins, John (77.25)

| Year | 1st | 2nd | 3rd | 4th | Total | Finish | Money |
|--------------|-----|-----|-----|-----|-------|--------|--------------------|
| 2014 | 74 | 76 | 77 | 82 | 309 | T77 | \$12,950.00 |
| Total | | | | | | | \$12,950.00 |

Sabbatini, Rory (70.50)

| Year | 1st | 2nd | 3rd | 4th | Total | Finish | Money |
|--------------|-----|-----|-----|-----|-------|--------|---------------------|
| 2011 | 68 | 70 | 73 | 66 | 277 | T28 | \$59,000.00 |
| 2014 | 67 | 74 | 75 | 75 | 291 | T53 | 15,907.50 |
| 2015 | 70 | 72 | 70 | 66 | 278 | T8 | 189,000.00 |
| 2016 | 69 | 69 | 77 | 67 | 282 | T53 | 16,286.66 |
| Total | | | | | | | \$280,194.16 |

Schwartzel, Charl (70.00)

| Year | 1st | 2nd | 3rd | 4th | Total | Finish | Money |
|--------------|-----|-----|-----|-----|-------|--------|--------------------|
| 2015 | 74 | 70 | 68 | 68 | 280 | T19 | \$94,500.00 |
| Total | | | | | | | \$94,500.00 |

Scott, Adam (66.75)

| Year | 1st | 2nd | 3rd | 4th | Total | Finish | Money |
|--------------|-----|-----|-----|-----|-------|--------|---------------------|
| 2010 | 69 | 65 | 69 | 68 | 271 | T11 | \$121,250.00 |
| 2016 | 68 | 66 | 66 | 63 | 263 | 2 | 756,000.00 |
| Total | | | | | | | \$877,250.00 |

Watney, Nick (69.08)

| Year | 1st | 2nd | 3rd | 4th | Total | Finish | Money |
|--------------|-----|-----|-----|-----|-------|--------|-----------------------|
| 2012 | 71 | 65 | 65 | 61 | 262 | 1 | \$1,300,000.00 |
| 2014 | 75 | 69 | 70 | 73 | 287 | T35 | 34,510.00 |
| 2016 | 70 | 70 | 72 | 68 | 280 | T43 | 23,800.00 |
| Total | | | | | | | \$1,358,310.00 |

Watson, Bubba (71.25)

| Year | 1st | 2nd | 3rd | 4th | Total | Finish | Money |
|--------------|-----|-----|-----|-----|-------|--------|--------------------|
| 2014 | 78 | 69 | 65 | 73 | 285 | T31 | \$44,450.00 |
| Total | | | | | | | \$44,450.00 |

Weekley, Boo (72.50)

| Year | 1st | 2nd | 3rd | 4th | Total | Finish | Money |
|--------------|-----|-----|-----|-----|-------|--------|--------------------|
| 2014 | 67 | 74 | 72 | 73 | 286 | T33 | \$40,425.00 |
| 2015 | 75 | 72 | 74 | 73 | 294 | 70 | 14,000.00 |
| Total | | | | | | | \$54,425.00 |

Weir, Mike (70.25)

| Year | 1st | 2nd | 3rd | 4th | Total | Finish | Money |
|--------------|-----|-----|-----|-----|-------|--------|--------------------|
| 2015 | 73 | 68 | 72 | 68 | 281 | T21 | \$72,800.00 |
| Total | | | | | | | \$72,800.00 |

Westwood, Lee (69.75)

| Year | 1st | 2nd | 3rd | 4th | Total | Finish | Money |
|--------------|-----|-----|-----|-----|-------|--------|---------------------|
| 2015 | 72 | 65 | 74 | 68 | 279 | T13 | \$123,666.67 |
| Total | | | | | | | \$123,666.67 |

Wi, Charlie (69.33)

| Year | 1st | 2nd | 3rd | 4th | Total | Finish | Money |
|--------------|-----|-----|-----|-----|-------|--------|---------------------|
| 2010 | 65 | 70 | 70 | 69 | 274 | T18 | \$78,000.00 |
| 2012 | 69 | 66 | 71 | 67 | 273 | T24 | 67,000.00 |
| 2015 | 72 | 70 | 72 | 71 | 285 | T39 | 27,300.00 |
| Total | | | | | | | \$172,300.00 |

Wilcox, Will (73.00)

| Year | 1st | 2nd | 3rd | 4th | Total | Finish | Money |
|--------------|-----|-----|-----|-----|-------|--------|--------------------|
| 2015 | 75 | 74 | 72 | 71 | 292 | T63 | \$14,910.00 |
| Total | | | | | | | \$14,910.00 |

Wilkinson, Tim (72.25)

| Year | 1st | 2nd | 3rd | 4th | Total | Finish | Money |
|--------------|-----|-----|-----|-----|-------|--------|--------------------|
| 2015 | 68 | 79 | 71 | 71 | 289 | T52 | \$16,415.00 |
| Total | | | | | | | \$16,415.00 |

Wilson, Mark (67.25)

| Year | 1st | 2nd | 3rd | 4th | Total | Finish | Money |
|--------------|-----|-----|-----|-----|-------|--------|---------------------|
| 2011 | 67 | 66 | 67 | 69 | 269 | T4 | \$265,000.00 |
| Total | | | | | | | \$265,000.00 |

Wiratchant, Thaworn (68.75)

| Year | 1st | 2nd | 3rd | 4th | Total | Finish | Money |
|--------------|-----|-----|-----|-----|-------|--------|---------------------|
| 2010 | 71 | 66 | 72 | 70 | 279 | T33 | \$56,000.00 |
| 2012 | 72 | 65 | 68 | 66 | 271 | T16 | 79,000.00 |
| Total | | | | | | | \$135,000.00 |

Woodland, Gary (69.25)

| Year | 1st | 2nd | 3rd | 4th | Total | Finish | Money |
|--------------|-----|-----|-----|-----|-------|--------|-----------------------|
| 2014 | 68 | 70 | 67 | 69 | 274 | 2 | \$756,000.00 |
| 2015 | 71 | 70 | 66 | 67 | 274 | T2 | 522,666.67 |
| 2016 | 75 | 68 | 69 | 71 | 283 | T56 | 15,540.00 |
| Total | | | | | | | \$1,294,206.67 |

Woods, Tiger (66.25)

| Year | 1st | 2nd | 3rd | 4th | Total | Finish | Money |
|--------------|-----|-----|-----|-----|-------|--------|---------------------|
| 2012 | 66 | 67 | 69 | 63 | 265 | T4 | \$265,000.00 |
| Total | | | | | | | \$265,000.00 |

Yang, Y.E. (69.00)

| Year | 1st | 2nd | 3rd | 4th | Total | Finish | Money |
|--------------|-----|-----|-----|-----|-------|--------|--------------------|
| 2010 | 72 | 69 | 66 | 69 | 276 | T24 | \$67,000.00 |
| Total | | | | | | | \$67,000.00 |

Yih-shin, Chan (72.00)

| Year | 1st | 2nd | 3rd | 4th | Total | Finish | Money |
|--------------|-----|-----|-----|-----|-------|--------|--------------------|
| 2011 | 72 | 70 | 74 | 72 | 288 | 44 | \$44,000.00 |
| Total | | | | | | | \$44,000.00 |

Competitors' Capsules

AARON BADDELEY (BAD-LEE)

HEIGHT: 6-0
WEIGHT: 175
BIRTHDATE: March 17, 1981
BIRTHPLACE: Lebanon, New Hampshire
RESIDENCE: Scottsdale, Arizona
TURNED PROFESSIONAL: 2000

PGA TOUR VICTORIES (4): **2006** Verizon Heritage. **2007** FBR Open. **2011** Northern Trust Open. **2016** Barbasol Championship.

INTERNATIONAL VICTORIES (4): **1999** Holden Australian Open [Aus]. **2000** Holden Australian Open [Aus]. **2001** Greg Norman Holden International [Aus]. **2007** MasterCard Masters [Aus].

RICKY BARNES

HEIGHT: 6-2
WEIGHT: 200
BIRTHDATE: February 6, 1981
BIRTHPLACE: Stockton, California
RESIDENCE: Phoenix, Arizona
TURNED PROFESSIONAL: 2003

BEST PGA TOUR CAREER FINISH: T2—**2009** U.S. Open Championship.

OTHER VICTORIES: (1): **2010** CVS/Caremark Charity Classic [with J.B. Holmes].

DANIEL BERGER

HEIGHT: 6-1
WEIGHT: 175
BIRTHDATE: April 7, 1993
BIRTHPLACE: Plantation, Florida
RESIDENCE: Jupiter, Florida
TURNED PROFESSIONAL: 2013

PGA TOUR VICTORIES (1): **2016** FedEx St. Jude Classic.

KEEGAN BRADLEY

HEIGHT: 6-3
WEIGHT: 190
BIRTHDATE: June 7, 1986
BIRTHPLACE: Woodstock, Vermont
RESIDENCE: Jupiter, Florida
TURNED PROFESSIONAL: 2008

PGA TOUR VICTORIES (3): **2011** HP Byron Nelson Championship, PGA Championship. **2012** World Golf Championships-Bridgestone Invitational.

OTHER VICTORIES: (2): **2011** Franklin Templeton Shootout [with Brendan Steele]. **2015** CVS Health Charity Classic [with Jon Curran]. **2016** CVS Health Charity Classic [with Jon Curran].

SCOTT BROWN

HEIGHT: 5-8
WEIGHT: 170
BIRTHDATE: May 22, 1983
BIRTHPLACE: Augusta, Georgia
RESIDENCE: Aiken, South Carolina
TURNED PROFESSIONAL: 2006

PGA TOUR VICTORIES (1): **2013** Puerto Rico Open presented by sepuertorico.com.

RAFAEL CABRERA-BELLO (BAY-OH)

HEIGHT: 6-2
WEIGHT: 179
BIRTHDATE: May 25, 1984
BIRTHPLACE: Las Palmas, Gran Canaria, Spain
RESIDENCE: Maspalomas, Gran Canaria, Spain
TURNED PROFESSIONAL: 2005

BEST PGA TOUR CAREER FINISH: 3—**2016** World Golf Championships-Dell Match Play.

INTERNATIONAL VICTORIES (4): **2006** MAN NO Open [EurChall]. **2008** Credit Suisse Challenge [EurChall]. **2009** Austrian Golf Open [Eur]. **2012** Dubai Desert Classic [Eur].

CHAD CAMPBELL

HEIGHT: 6-1
WEIGHT: 205
BIRTHDATE: May 31, 1974
BIRTHPLACE: Andrews, Texas
RESIDENCE: Colleyville, Texas
TURNED PROFESSIONAL: 1996

PGA TOUR VICTORIES (4): **2003** THE TOUR Championship presented by Coca-Cola. **2004** Bay Hill Invitational Presented by MasterCard. **2006** Bob Hope Chrysler Classic. **2007** Viking Classic.

WEB.COM TOUR VICTORIES (3): **2001** Richmond Open, Permian Basin Open, Monterey Peninsula Classic.

PAUL CASEY

HEIGHT: 5-10
WEIGHT: 180
BIRTHDATE: July 21, 1977
BIRTHPLACE: Cheltenham, England
RESIDENCE: Phoenix, Arizona; Weybridge, England
TURNED PROFESSIONAL: 2000

PGA TOUR VICTORIES (1): **2009** Shell Houston Open.

INTERNATIONAL VICTORIES (14): **2001** Gleneagles Scottish PGA. **2003** ANZ Championship [Eur], Benson and Hedges International Open [Eur]. **2005** TCL Classic [Eur]. **2006** Johnnie Walker Championship at Gleneagles [Eur], Volvo China Open [Eur], HSBC World Match Play [Eur]. **2007** Abu Dhabi Golf Championship [Eur]. **2009** Abu Dhabi Championship [Eur], BMW PGA Championship [Eur]. **2011** Volvo Golf Champions [Eur], Shinhan Donghae Open [Kor]. **2013** Irish Open [Eur]. **2014** KLM Open [Eur].

OTHER VICTORIES: (1): **2004** World Golf Championships-World Cup [with Luke Donald].

ALEX CEJKA (CHAY-KUH)

HEIGHT: 5-10
WEIGHT: 170
BIRTHDATE: December 2, 1970
BIRTHPLACE: Marienbad, Czech Republic (of German nationality)
RESIDENCE: Las Vegas, Nevada
TURNED PROFESSIONAL: 1989

PGA TOUR VICTORIES (1): **2015** Puerto Rico Open.

WEB.COM TOUR VICTORIES (1): **2014** Pacific Rubiales Colombia Championship Presented by Claro.

INTERNATIONAL VICTORIES (11): **1990** Czech Open. **1991** Audi Quattro Trophy [EurChall]. **1992** Czech Open. **1993** Audi Open [EurChall]. **1995** Turespana Open Andalucia [Eur], Hohe Brucke Open [Eur], Volvo Masters [Eur]. **1997** KB Golf Challenge [EurChall]. **1998** Lancia Golf Pokal. **2002** Lancome Trophy [Eur], Galeria Kaufhof Pokal Challenge [EurChall].

KEVIN CHAPPELL (CHAP-PULL)

HEIGHT: 6-0
WEIGHT: 180
BIRTHDATE: July 8, 1986
BIRTHPLACE: Fresno, California
RESIDENCE: Fresno, California
TURNED PROFESSIONAL: 2008

BEST PGA TOUR CAREER FINISH: 2—**2013** the Memorial Tournament presented by Nationwide Insurance. **2016** The RSM Classic, Arnold Palmer Invitational presented by Mastercard, THE PLAYERS Championship, TOUR Championship. T2—**2011** Valero Texas Open.

WEB.COM TOUR VICTORIES (1): **2010** Fresh Express Classic at TPC Stonebrae.

Competitors' Capsules (cont.)

K.J. CHOI (CHOY)

HEIGHT: 5-8
WEIGHT: 185
BIRTHDATE: May 19, 1970
BIRTHPLACE: Wando, South Korea
RESIDENCE: Westlake, Texas
TURNED PROFESSIONAL: 1994

PGA TOUR VICTORIES (8): **2002** Compaq Classic of New Orleans, Tampa Bay Classic presented by Buick. **2005** Chrysler Classic of Greensboro. **2006** Chrysler Championship. **2007** the Memorial Tournament presented by Morgan Stanley, AT&T National. **2008** Sony Open in Hawaii. **2011** THE PLAYERS Championship.

INTERNATIONAL VICTORIES (9): **1996** Korean Open. **1999** Ube Kosan Open [Jpn], Kirin Open [Jpn], Kolon Korean Open. **2003** Linde German Masters [Eur], S.K. Telecom Open [Asia]. **2005** S.K. Telecom Open [Asia]. **2009** Iskandar Johor Open [Asia]. **2011** CJ Invitational [Asia]. **2012** CJ Invitational [Asia].

JON CURRAN

HEIGHT: 5-9
WEIGHT: 165
BIRTHDATE: February 17, 1987
BIRTHPLACE: Hopkinton, Massachusetts
RESIDENCE: Tequesta, Florida
TURNED PROFESSIONAL: 2009

BEST PGA TOUR CAREER FINISH: 2—**2016** the Memorial Tournament presented by Nationwide. T2—**2015** Puerto Rico Open.

WEB.COM TOUR VICTORIES (1): **2014** Brasil Champions Presented by HSBC.

OTHER VICTORIES: (2): **2015** CVS Health Charity Classic [with Keegan Bradley]. **2016** CVS Health Charity Classic [with Keegan Bradley].

ERNIE ELS

HEIGHT: 6-3
WEIGHT: 210
BIRTHDATE: October 17, 1969
BIRTHPLACE: Johannesburg, South Africa
RESIDENCE: West Palm Beach, Florida

TURNED PROFESSIONAL: 1989

PGA TOUR VICTORIES (19): **1994** U.S. Open Championship. **1995** GTE Byron Nelson Golf Classic. **1996** Buick Classic. **1997** U.S. Open Championship, Buick Classic. **1998** Bay Hill Invitational. **1999** Nissan Open. **2000** The International Presented by Qwest. **2002** Genuity Championship, The Open Championship. **2003** Mercedes Championships, Sony Open in Hawaii. **2004** Sony Open in Hawaii, the Memorial Tournament, World Golf Championships-American Express Championship. **2008** The Honda Classic. **2010** World Golf Championships-CA Championship, Arnold Palmer Invitational presented by MasterCard. **2012** The Open Championship.

INTERNATIONAL VICTORIES (47): **1991** Amatola Classic [SAf]. **1992** Protea Assurance South Africa Open [SAf], Lexington PGA Championship [SAf], South African Masters [SAf], Hollard Royal Swazi Sun Classic [SAf], First National Bank Players' Championship [SAf], Goodyear Classic [SAf]. **1993** Dunlop Phoenix [Jpn]. **1994** Dubai Desert Classic [Eur], Toyota World Match Play Championship [Eur], Johnnie Walker World Championship [Eur], Sarazen World Open. **1995** Lexington South African PGA Championship [SAf], Toyota World Match Play [Eur], Bells Cup [SAf]. **1996** South African Open [SAf], Toyota World Match Play [Eur], Johnnie Walker Super Tour Event, World Cup [indiv]. **1997** Johnnie Walker Classic [Aus], World Cup [indiv]. **1998** South African Open [SAf]. **1999** Alfred Dunhill PGA Championship [SAf], Sun City Nedbank Challenge [SAf]. **2000** Standard Life Loch Lomond Open [Eur], Nedbank Challenge [SAf]. **2001** Vodacom Players Championship [SAf]. **2002** Heineken Classic [Eur], Dubai Desert Classic [Eur], Cisco World Match Play [Eur], Nedbank Challenge [SAf]. **2003** Heineken Classic [Eur], Johnnie Walker Classic [Eur], The Barclays Scottish Open [Eur], Omega European Masters [Eur], HSBC World Match Play Championship [Eur]. **2004** Heineken Classic [Eur], HSBC World Match Play Championship [Eur]. **2005** Dubai Desert Classic [Eur], Qatar Masters [Eur], BMW Asian Open [Eur], Alfred Dunhill Championship [Eur]. **2007** South African Airways Open [SAf], HSBC World Match Play Championship [Eur]. **2008** King Hassan II Trophy. **2010** South African Open. [SAf]. **2013** BMW International Open [Eur].

OTHER VICTORIES: (6): **1996** World Cup [with Wayne Westner]. **1997** PGA Grand Slam of Golf, Dunhill Cup [with David Frost and Retief Goosen]. **1998** Dunhill Cup [with David Frost and Retief Goosen]. **2001** World Golf Championships-EMC World Cup [with Retief Goosen]. **2010** PGA Grand Slam of Golf.

DEREK FATHAUER

HEIGHT: 6-1
WEIGHT: 185
BIRTHDATE: January 20, 1986
BIRTHPLACE: Stuart, Florida
RESIDENCE: Jupiter, Florida
TURNED PROFESSIONAL: 2009

BEST PGA TOUR CAREER FINISH: 4—**2016** OHL Classic at Mayakoba.

WEB.COM TOUR VICTORIES (1): **2014** Web.com Tour Championship.

TONY FINAU (FEE-NOW)

HEIGHT: 6-4
WEIGHT: 200
BIRTHDATE: September 14, 1989
BIRTHPLACE: Salt Lake City, Utah
RESIDENCE: Lehi, Utah
TURNED PROFESSIONAL: 2007

PGA TOUR VICTORIES (1): **2016** Puerto Rico Open at Coco Beach.

WEB.COM TOUR VICTORIES (1): **2014** Stonebrae Classic.

SERGIO GARCIA

HEIGHT: 5-10
WEIGHT: 180
BIRTHDATE: January 9, 1980
BIRTHPLACE: Castellon, Spain
RESIDENCE: Crans-Montana, Switzerland
TURNED PROFESSIONAL: 1999

PGA TOUR VICTORIES (9): **2001** MasterCard Colonial, Buick Classic. **2002** Mercedes Championships. **2004** EDS Byron Nelson Championship, Buick Classic. **2005** Booz Allen Classic. **2008** THE PLAYERS Championship. **2012** Wynnham Championship. **2016** AT&T Byron Nelson.

INTERNATIONAL VICTORIES (17): **1997** Catalanian Open Championship. **1999** Murphy's Irish Open [Eur], Linde German Masters [Eur]. **2001** Lancome Trophy [Eur], Nedbank Golf Challenge [SAf]. **2002** Canarias Open de Espana [Eur], Kolon Cup Korean Open [Asia]. **2003** Nedbank Golf Challenge [SAf]. **2004** Mallorca Classic [Eur]. **2005** Omega European Masters [Eur]. **2008** Castello Masters [Eur], World Golf Championships-HSBC Champions [Eur]. **2011** Castello Masters [Eur], Andalucia Masters [Eur]. **2012** Iskandar Johor Open [Asia]. **2013** Thailand Golf Championship [Asia]. **2014** Commercial Bank Qatar Masters [Eur]. **2015** Ho Tram Open [Asia].

OTHER VICTORIES: (1): **1999** Dunhill Cup [with Miguel Angel Jimenez and Jose Maria Olazabal].

BRANDEN GRACE

HEIGHT: 5-10
WEIGHT: 171
BIRTHDATE: May 20, 1988
BIRTHPLACE: Pretoria, South Africa
RESIDENCE: George, South Africa
TURNED PROFESSIONAL: 2007

PGA TOUR VICTORIES (1): **2016** RBC Heritage.

INTERNATIONAL VICTORIES (10): **2010** Coca-Cola Charity Championship [SAf]. **2012** Joburg Open [Eur], Volvo Golf Champions [Eur], Volvo China Open [Eur], Vodacom Origins Final [SAf], Alfred Dunhill Links Championship [Eur]. **2015** Alfred Dunhill Championship [Eur], Commercial Bank Qatar Masters [Eur], Dimension Data Pro-Am [SAf]. **2016** Commercial Bank Qatar Masters [Eur].

EMILIANO GRILLO (GRILL-OH)

HEIGHT: 5-9
WEIGHT: 175
BIRTHDATE: September 14, 1992
BIRTHPLACE: Resistencia, Argentina
RESIDENCE: Bradenton, Florida
TURNED PROFESSIONAL: 2011

PGA TOUR VICTORIES (1): **2016** Frys.com Open.

WEB.COM TOUR VICTORIES (1): **2015** Web.com Tour Championship.

Competitors' Capsules (cont.)

CHESSON HADLEY

HEIGHT: 6-4
WEIGHT: 160
BIRTHDATE: July 5, 1987
BIRTHPLACE: Raleigh, North Carolina
RESIDENCE: Raleigh, North Carolina
TURNED PROFESSIONAL: 2010

PGA TOUR VICTORIES (1): 2014 Puerto Rico Open presented by seepuertorico.com.

WEB.COM TOUR VICTORIES (2): 2013 Rex Hospital Open, Web.com Tour Championship.

ADAM HADWIN

HEIGHT: 5-8
WEIGHT: 165
BIRTHDATE: November 2, 1987
BIRTHPLACE: Moose Jaw, Saskatchewan, Canada
RESIDENCE: Abbotsford, British Columbia, Canada
TURNED PROFESSIONAL: 2009

BEST PGA TOUR CAREER FINISH: T4—**2011** RBC Canadian Open.

WEB.COM TOUR VICTORIES (2): 2014 Chile Classic, Chiquita Classic.

INTERNATIONAL VICTORIES (2): 2010 Desert Dunes Classic [Can]. **2011** Pacific Colombia Tour [Can].

GAVIN KYLE GREEN

HEIGHT: 6-1
WEIGHT: 190
BIRTHDATE: December 28, 1993
BIRTHPLACE: Malaysia
TURNED PROFESSIONAL: 2015

BRIAN HARMAN

HEIGHT: 5-7
WEIGHT: 150
BIRTHDATE: January 19, 1987
BIRTHPLACE: Savannah, Georgia
RESIDENCE: St. Simons Island, Georgia
TURNED PROFESSIONAL: 2009

PGA TOUR VICTORIES (1): 2014 John Deere Classic.

DAVID HEARN (HURN)

HEIGHT: 6-1
WEIGHT: 170
BIRTHDATE: June 17, 1979
BIRTHPLACE: Brampton, Ontario, Canada
RESIDENCE: Brantford, Ontario, Canada
TURNED PROFESSIONAL: 2001

BEST PGA TOUR CAREER FINISH: T2—**2013** John Deere Classic, **2015** The Greenbrier Classic.

WEB.COM TOUR VICTORIES (1): 2004 Alberta Classic.

INTERNATIONAL VICTORIES (1): 2004 Times Colonist Open [Can].

JIM HERMAN

HEIGHT: 6-0
WEIGHT: 170
BIRTHDATE: November 5, 1977
BIRTHPLACE: Cincinnati, Ohio
RESIDENCE: Palm City, Florida
TURNED PROFESSIONAL: 2000

PGA TOUR VICTORIES (1): 2016 Shell Houston Open.

WEB.COM TOUR VICTORIES (1): 2010 Moonah Classic.

CHARLES HOWELL III

HEIGHT: 5-11
WEIGHT: 155
BIRTHDATE: June 20, 1979
BIRTHPLACE: Augusta, Georgia
RESIDENCE: Orlando, Florida
TURNED PROFESSIONAL: 2000

PGA TOUR VICTORIES (2): 2002 Michelob Championship at Kingsmill. **2007** Nissan Open.

JOHN HUH (HUH)

HEIGHT: 6-0
WEIGHT: 190
BIRTHDATE: May 21, 1990
BIRTHPLACE: New York, New York
RESIDENCE: Dallas, Texas
TURNED PROFESSIONAL: 2008

PGA TOUR VICTORIES (1): 2012 Mayakoba Golf Classic.

INTERNATIONAL VICTORIES (1): 2010 Shinhan Donghae Open [Kor].

BILLY HURLEY III

HEIGHT: 5-10
WEIGHT: 170
BIRTHDATE: June 9, 1982
BIRTHPLACE: Leesburg, Virginia
RESIDENCE: Annapolis, Maryland
TURNED PROFESSIONAL: 2006

PGA TOUR VICTORIES (1): 2016 Quicken Loans National.

RYO ISHIKAWA (YO)

HEIGHT: 5-9
WEIGHT: 155
BIRTHDATE: September 17, 1991
BIRTHPLACE: Saitama, Japan
RESIDENCE: Saitama, Japan
TURNED PROFESSIONAL: 2008

BEST PGA TOUR CAREER FINISH: 2—**2012** Puerto Rico Open presented by seepuertorico.com, T2—**2014** Shriners Hospitals for Children Open.

INTERNATIONAL VICTORIES (13): 2007 Munsingwear Open KSB Cup [Jpn]. **2008** Kansai Open, Mynavi ABC Championship [Jpn]. Mizuno Open [Jpn], Sun Chlorella Open [Jpn], Fujisankei Classic [Jpn], Tokai Classic [Jpn]. **2010** The Crowns [Jpn], Fujisankei Classic [Jpn], Mitsui Sumitomo Visa Taiheiyo Masters [Jpn]. **2012** Mitsui Sumitomo Visa Taiheiyo Masters [Jpn]. **2014** Nagashima Shigeo Invitational Sega Sammy Cup [Jpn]. **2015** ANA Open [Jpn].

FREDDIE JACOBSON (YOCK-UB-SON)

HEIGHT: 6-1
WEIGHT: 178
BIRTHDATE: September 26, 1974
BIRTHPLACE: Gothenburg, Sweden
RESIDENCE: Hobe Sound, Florida
TURNED PROFESSIONAL: 1994

PGA TOUR VICTORIES (1): 2011 Travelers Championship.

INTERNATIONAL VICTORIES (3): 2003 Omega Hong Kong Open [Eur], Algarve Portugal Open [Eur], Volvo Masters [Eur].

SUNG KANG

HEIGHT: 5-8
WEIGHT: 165
BIRTHDATE: June 4, 1987
BIRTHPLACE: Jeju, South Korea
RESIDENCE: Seoul, South Korea; Irving, Texas
TURNED PROFESSIONAL: 2007

BEST PGA TOUR CAREER FINISH: T3—**2011** Children's Miracle Network Hospitals Classic.

INTERNATIONAL VICTORIES (2): 2013 CJ Invitational Hosted by K.J. Choi [OneAsia], Kolon Korea Open [OneAsia].

SMYLIE KAUFMAN

HEIGHT: 6-2
WEIGHT: 175
BIRTHDATE: November 30, 1991
BIRTHPLACE: Birmingham, Alabama
RESIDENCE: Birmingham, Alabama
TURNED PROFESSIONAL: 2014

PGA TOUR VICTORIES (1): 2016 Shriners Hospitals for Children Open.

WEB.COM TOUR VICTORIES (1): 2015 United Leasing Championship Presented by PTI.

Competitors' Capsules (cont.)

SI WOO KIM

HEIGHT: 5-11
WEIGHT: 182
BIRTHDATE: June 28, 1995
BIRTHPLACE: Seoul, South Korea
RESIDENCE: Fullerton, California
TURNED PROFESSIONAL: 2012

PGA TOUR VICTORIES (1): 2016 Wyndham Championship.

WEB.COM TOUR VICTORIES (1): 2015 Stonebrae Classic.

KEVIN KISNER

HEIGHT: 5-10
WEIGHT: 165
BIRTHDATE: February 15, 1984
BIRTHPLACE: Aiken, South Carolina
RESIDENCE: Aiken, South Carolina
TURNED PROFESSIONAL: 2006

PGA TOUR VICTORIES (1): 2016 The RSM Classic

WEB.COM TOUR VICTORIES (2): 2010 Mylan Classic presented by CONSOL Energy. 2013 Chile Classic.

COLT KNOST (NOAST)

HEIGHT: 5-9
WEIGHT: 215
BIRTHDATE: June 26, 1985
BIRTHPLACE: Garrettsville, Ohio
RESIDENCE: Dallas, Texas
TURNED PROFESSIONAL: 2007

BEST PGA TOUR CAREER FINISH: 3—**2012** RBC Heritage, **2016** Barracuda Championship. T3—**2012** Mayakoba Golf Classic, **2016** THE PLAYERS Championship.

WEB.COM TOUR VICTORIES (2): 2008 Fort Smith Classic Presented by Stephens Inc., Price Cutter Charity Championship Presented by Dr Pepper.

RUSSELL KNOX

HEIGHT: 5-10
WEIGHT: 155
BIRTHDATE: June 21, 1985
BIRTHPLACE: Inverness, Scotland
RESIDENCE: Jacksonville Beach, Florida
TURNED PROFESSIONAL: 2007

PGA TOUR VICTORIES (2): 2016 World Golf Championships-HSBC Champions, Travelers Championship.

WEB.COM TOUR VICTORIES (1): 2011 Chiquita Classic.

ANIRBAN LAHIRI (LUH-HERE-EE)

BIRTHDATE: June 29, 1987
BIRTHPLACE: Bangalore, India
RESIDENCE: Bangalore, India
TURNED PROFESSIONAL: 2007

BEST PGA TOUR CAREER FINISH: T5—**2015** PGA Championship.

INTERNATIONAL VICTORIES (16): 2009 Haryana Open [India], BILT Open [India]. **2010** Players Championship [India], Players Championship [India]. **2011** Players Championship [India], Panasonic Open [Asia]. **2012** SAIL-SBI Open [Asia]. **2013** Tour Championship [India], Eagleburg Open [India], Players Championship [India], SAIL-SBI Open [Asia]. **2014** CIMB Niaga Indonesian Masters [Asia], Venetian Macau Open [Asia]. **2015** Maybank Malaysian Open [Eur], Hero Indian Open [Eur].

DANNY LEE

HEIGHT: 5-11
WEIGHT: 175
BIRTHDATE: July 24, 1990
BIRTHPLACE: Seoul, South Korea
RESIDENCE: Irving, Texas
TURNED PROFESSIONAL: 2009

PGA TOUR VICTORIES (1): 2015 The Greenbrier Classic.

WEB.COM TOUR VICTORIES (1): 2011 WNB Golf Classic.

INTERNATIONAL VICTORIES (1): 2009 Johnnie Walker Classic [Eur].

MARC LEISHMAN (LEESH-MUN)

HEIGHT: 6-2
WEIGHT: 200
BIRTHDATE: October 24, 1983
BIRTHPLACE: Warrnambool, Victoria, Australia
RESIDENCE: Virginia Beach, Virginia
TURNED PROFESSIONAL: 2005

PGA TOUR VICTORIES (1): 2012 Travelers Championship.

WEB.COM TOUR VICTORIES (1): 2008 WNB Golf Classic.

INTERNATIONAL VICTORIES (5): 2006 Jisan Resort Open [Kor], Queensland Cairns Classic [Aus], Toyota Southern Classic [Aus]. **2007** Toyota Southern Classic [Aus]. **2015** Nedbank Golf Challenge [Eur].

SPENCER LEVIN (LUH-VEEN)

HEIGHT: 5-10
WEIGHT: 155
BIRTHDATE: June 15, 1984
BIRTHPLACE: Sacramento, California
RESIDENCE: Elk Grove, California
TURNED PROFESSIONAL: 2005

BEST PGA TOUR CAREER FINISH: 2—**2011** Mayakoba Golf Classic at Riviera Maya-Cancun.

DAVID LINGMERTH

HEIGHT: 5-7
WEIGHT: 175
BIRTHDATE: July 22, 1987
BIRTHPLACE: Tranas, Sweden
RESIDENCE: Ponte Vedra Beach, Florida
TURNED PROFESSIONAL: 2010

PGA TOUR VICTORIES (1): 2015 the Memorial Tournament presented by Nationwide.

WEB.COM TOUR VICTORIES (1): 2012 Neediest Kids Championship.

JAMIE LOVEMARK

HEIGHT: 6-4
WEIGHT: 215
BIRTHDATE: January 23, 1988
BIRTHPLACE: Rancho Santa Fe, California
RESIDENCE: Jupiter, Florida
TURNED PROFESSIONAL: 2009

BEST PGA TOUR CAREER FINISH: T2—**2009** Frys.com Open, **2016** Zurich Classic of New Orleans.

WEB.COM TOUR VICTORIES (2): 2010 Mexico Open Bicentenary. **2013** Midwest Classic Presented by Cadillac.

PETER MALNATI (MAL-NOT-EE)

HEIGHT: 5-10
WEIGHT: 159
BIRTHDATE: June 13, 1987
BIRTHPLACE: New Castle, Indiana
RESIDENCE: Knoxville, Tennessee
TURNED PROFESSIONAL: 2009

PGA TOUR VICTORIES (1): 2016 Sanderson Farms Championship.

WEB.COM TOUR VICTORIES (2): 2013 News Sentinel Open Presented by Pilot. **2015** Brasil Champions presented by HSBC.

HIDEKI MATSUYAMA (MAH-TSU-YAH-MAH)

HEIGHT: 5-11
WEIGHT: 198
BIRTHDATE: February 25, 1992
BIRTHPLACE: Ehime, Japan
RESIDENCE: Sendai, Japan
TURNED PROFESSIONAL: 2013

PGA TOUR VICTORIES (2): 2014 the Memorial Tournament presented by Nationwide Insurance. **2016** Waste Management Phoenix Open.

INTERNATIONAL VICTORIES (5): 2011 Mitsui Sumitomo Visa Taiheiyo [Jpn]. **2013** Tsuruya Open [Jpn], Diamond Cup Golf [Jpn]. Fujisankei Classic [Jpn], Casio World Open [Jpn].

Competitors' Capsules (cont.)

BRYCE MOLDER

HEIGHT: 6-0
WEIGHT: 180
BIRTHDATE: January 27, 1979
BIRTHPLACE: Harrison, Arkansas
RESIDENCE: Scottsdale, Arizona
TURNED PROFESSIONAL: 2001

PGA TOUR VICTORIES (1): 2011 Frys.com Open.

WEB.COM TOUR VICTORIES (1): 2006 Miccosukee Championship.

RYAN MOORE

HEIGHT: 5-9
WEIGHT: 170
BIRTHDATE: December 5, 1982
BIRTHPLACE: Tacoma, Washington
RESIDENCE: Las Vegas, Nevada
TURNED PROFESSIONAL: 2005

PGA TOUR VICTORIES (4): 2009 Wyndham Championship. 2012 Justin Timberlake Shriners Hospitals for Children Open. 2013 CIMB Classic. 2014 CIMB Classic. 2016 John Deere Classic.

KEVIN NA (NAH)

HEIGHT: 5-11
WEIGHT: 167
BIRTHDATE: September 15, 1983
BIRTHPLACE: Seoul, South Korea
RESIDENCE: Las Vegas, Nevada
TURNED PROFESSIONAL: 2001

PGA TOUR VICTORIES (1): 2011 Justin Timberlake Shriners Hospitals for Children Open.

WEB.COM TOUR VICTORIES (1): 2006 Mark Christopher Charity Classic Pres'd by County of San Bernardino.

INTERNATIONAL VICTORIES (1): 2002 Volvo Masters of Asia [Asia].

OTHER VICTORIES (1): 2002 Long Beach Open.

SEAN O'HAIR

HEIGHT: 6-2
WEIGHT: 180
BIRTHDATE: July 11, 1982
BIRTHPLACE: Lubbock, Texas
RESIDENCE: Lubbock, Texas
TURNED PROFESSIONAL: 1999

PGA TOUR VICTORIES (4): 2005 John Deere Classic. 2008 PODS Championship. 2009 Quail Hollow Championship. 2011 RBC Canadian Open.

OTHER VICTORIES (1): 2012 Franklin Templeton Shootout [with Kenny Perry].

PAT PEREZ

HEIGHT: 6-0
WEIGHT: 190
BIRTHDATE: March 1, 1976
BIRTHPLACE: Phoenix, Arizona
RESIDENCE: Scottsdale, Arizona
TURNED PROFESSIONAL: 1997

PGA TOUR VICTORIES (1): 2009 The 50th Bob Hope Classic hosted by Arnold Palmer.

WEB.COM TOUR VICTORIES (1): 2000 Ozarks Open.

OTHER VICTORIES (1): 2002 Champions Challenge [with John Daly].

SCOTT PIERCY

HEIGHT: 6-0
WEIGHT: 185
BIRTHDATE: November 6, 1978
BIRTHPLACE: Las Vegas, Nevada
RESIDENCE: Las Vegas, Nevada
TURNED PROFESSIONAL: 2001

PGA TOUR VICTORIES (3): 2011 Reno-Tahoe Open. 2012 RBC Canadian Open. 2015 Barbasol Championship.

WEB.COM TOUR VICTORIES (2): 2008 Preferred Health Systems Wichita Open, Northeast Pennsylvania Classic.

IAN POULTER

HEIGHT: 6-1
WEIGHT: 189
BIRTHDATE: January 10, 1976
BIRTHPLACE: Stevenage, England
RESIDENCE: Buckinghamshire, England; Orlando, Florida
TURNED PROFESSIONAL: 1995

PGA TOUR VICTORIES (2): 2010 World Golf Championships-Accenture Match Play Championship. 2012 World Golf Championships-HSBC Champions.

INTERNATIONAL VICTORIES (13): 1999 Ivory Coast Open [EurChall]. 2000 Italian Open [Eur]. 2001 Moroccan Open [Eur]. 2002 Italian Open [Eur]. 2003 Celtic Manor Resort Wales Open [Eur], Nordic Open [Eur]. 2004 Volvo Masters Andalusia [Eur]. 2006 Madrid Open Masters [Eur]. 2007 Dunlop Phoenix [Jpn]. 2009 Barclays Singapore Open [Eur]. 2010 UBS Hong Kong Open [Eur]. 2011 Volvo World Match Play Championship [Eur], JBWere Masters [Aus].

OTHER VICTORIES (1): 2010 Shark Shootout [with Dustin Johnson].

CHEZ REAVIE

HEIGHT: 5-9
WEIGHT: 160
BIRTHDATE: November 12, 1981
BIRTHPLACE: Wichita, Kansas
RESIDENCE: Scottsdale, Arizona
TURNED PROFESSIONAL: 2004

PGA TOUR VICTORIES (1): 2008 RBC Canadian Open.

WEB.COM TOUR VICTORIES (2): 2007 Knoxville Open Presented by Food City. 2015 Small Business Connection Championship at River Run.

PATRICK REED

HEIGHT: 6-0
WEIGHT: 200
BIRTHDATE: August 5, 1990
BIRTHPLACE: San Antonio, Texas
RESIDENCE: Spring, Texas
TURNED PROFESSIONAL: 2011

PGA TOUR VICTORIES (5): 2013 Wyndham Championship. 2014 Humana Challenge in partnership with the Clinton Foundation, World Golf Championships-Cadillac Championship. 2015 Hyundai Tournament of Champions. 2016 The Barclays.

KYLE REIFERS (RYE-FURS)

HEIGHT: 6-2
WEIGHT: 175
BIRTHDATE: October 13, 1983
BIRTHPLACE: Columbus, Ohio
RESIDENCE: Charlotte, North Carolina
TURNED PROFESSIONAL: 2006

BEST PGA TOUR CAREER FINISH: 2—2015 Barracuda Championship.

WEB.COM VICTORIES (1): 2006 Chattanooga Classic.

PATRICK RODGERS

HEIGHT: 6-2
WEIGHT: 165
BIRTHDATE: June 30, 1992
BIRTHPLACE: Avon, Indiana
RESIDENCE: Palm Beach Gardens, Florida
TURNED PROFESSIONAL: 2014

BEST PGA TOUR CAREER FINISH: T2—2015 Wells Fargo Championship.

WEB.COM TOUR VICTORIES (1): 2015 Colombia Championship Presented by Claro.

Competitors' Capsules (cont.)

ADAM SCOTT

HEIGHT: 6-0
WEIGHT: 180
BIRTHDATE: July 16, 1980
BIRTHPLACE: Adelaide, Australia
RESIDENCE: Crans sur Sierre, Switzerland
TURNED PROFESSIONAL: 2000

PGA TOUR VICTORIES (13): **2003** Deutsche Bank Championship. **2004** THE PLAYERS Championship, Booz Allen Classic. **2006** THE TOUR Championship presented by Coca-Cola. **2007** Shell Houston Open. **2008** EDS Byron Nelson Championship. **2010** Valero Texas Open. **2011** World Golf Championships-Bridgestone Invitational. **2013** Masters Tournament, The Barclays. **2014** Crowne Plaza Invitational at Colonial. **2016** The Honda Classic, World Golf Championships-Cadillac Championship.

INTERNATIONAL VICTORIES (13): **2001** Alfred Dunhill PGA Championship [SAF]. **2002** Qatar Masters [Eur], Gleneagles Scottish PGA Championship [Eur]. **2003** Scandic Carlsberg Scandinavian Masters [Eur]. **2005** Singapore Open [Asia], Johnnie Walker Classic [Eur]. **2006** Singapore Open [Asia]. **2008** Commercialbank Qatar Masters [Eur]. **2009** Australian Open [Aus]. **2010** Barclays Singapore Open [Asia]. **2012** Talisker Masters [Aus]. **2013** Australian PGA Championship [Aus], Talisker Masters [Aus].

OTHER VICTORIES: (2): **2005** Nissan Open [unofficial, 36 holes]. **2013** ISPS Handa World Cup [with Jason Day].

JOHN SENDEN

HEIGHT: 6-4
WEIGHT: 200
BIRTHDATE: April 20, 1971
BIRTHPLACE: Brisbane, Queensland, Australia
RESIDENCE: Brisbane, Queensland, Australia
TURNED PROFESSIONAL: 1992

PGA TOUR VICTORIES (2): **2006** John Deere Classic. **2014** Valspar Championship.

INTERNATIONAL VICTORIES (4): **1996** Indonesian PGA Championship. **1998** Interlaken Open [EurChall], Alliance Open [EurChall]. **2006** Australian Open [Aus].

VIJAY SINGH (VEE-JAY SING)

HEIGHT: 6-2
WEIGHT: 208
BIRTHDATE: February 22, 1963
BIRTHPLACE: Lautoka, Fiji
RESIDENCE: Ponte Vedra Beach, Florida
TURNED PROFESSIONAL: 1982

PGA TOUR VICTORIES (34): **1993** Buick Classic. **1995** Phoenix Open, Buick Classic. **1997** Memorial Tournament, Buick Open. **1998** PGA Championship, Sprint International. **1999** Honda Classic. **2000** Masters Tournament. **2002** Shell Houston Open, THE TOUR Championship presented by Coca-Cola. **2003** Phoenix Open, EDS Byron Nelson Championship, John Deere Classic, FUNAI Classic at the WALT DISNEY WORLD Resort. **2004** AT&T Pebble Beach National Pro-Am, Shell Houston Open, HP Classic of New Orleans, Buick Open, PGA Championship, Deutsche Bank Championship, Bell Canadian Open, 84 LUMBER Classic, Chrysler Championship. **2005** Sony Open in Hawaii, Shell Houston Open, Wachovia Championship, Buick Open. **2006** Barclays Classic. **2007** Mercedes-Benz Championship, Arnold Palmer Invitational presented by MasterCard. **2008** World Golf Championships-Bridgestone Invitational, The Barclays, Deutsche Bank Championship.

INTERNATIONAL VICTORIES (22): **1984** Malaysian PGA Championship [Asia]. **1988** Nigerian Open [Afr], Swedish PGA. **1989** Volvo Open di Firenze [Eur], Ivory Coast Open [Afr], Nigerian Open [Afr], Zimbabwe Open [SAF]. **1990** El Bosque Open [Eur]. **1991** King Hassan Trophy [Morocco]. **1992** Turespana Masters Open de Andalucia [Eur], Malaysian Open [Asia], Volvo German Open [Eur]. **1993** Bells Cup [SAF]. **1994** Scandinavian Masters [Eur], Lancome Trophy [Eur]. **1995** Passport Open [Asia], **1997** South African Open [SAF], Toyota World Match Play Championship [Eur], **2000** Johnnie Walker Taiwan Open. **2001** Carlsberg Malaysian Open [Asia], Caltex Singapore Masters [Asia]. **2007** Kolon-Hana Bank Korea Open [Asia].

OTHER VICTORIES: (3): **2001** Telus Skins Game. **2003** Telus Skins Game. **2008** Chevron World Challenge.

BRENDAN STEELE

HEIGHT: 6-2
WEIGHT: 175
BIRTHDATE: April 5, 1983
BIRTHPLACE: Idyllwild, California
RESIDENCE: Irvine, California
TURNED PROFESSIONAL: 2005

PGA TOUR VICTORIES (1): **2011** Valero Texas Open.

WEB.COM TOUR VICTORIES (1): **2010** Nationwide Tour Championship at Daniel Island.

OTHER VICTORIES: (1): **2011** Franklin Templeton Shootout [with Keegan Bradley].

ROBERT STREB

HEIGHT: 5-10
WEIGHT: 165
BIRTHDATE: April 7, 1987
BIRTHPLACE: Chickasha, Oklahoma
RESIDENCE: Shawnee, Kansas
TURNED PROFESSIONAL: 2009

PGA TOUR VICTORIES (1): **2015** The McGladrey Classic.

WEB.COM TOUR VICTORIES (1): **2012** Mylan Classic.

BRIAN STUARD (STOO-ERD)

HEIGHT: 5-10
WEIGHT: 175
BIRTHDATE: December 10, 1982
BIRTHPLACE: Jackson, Michigan
RESIDENCE: Fort Worth, Texas
TURNED PROFESSIONAL: 2005

PGA TOUR VICTORIES (1): **2016** Zurich Classic of New Orleans.

