

2017 MEDIA GUIDE



AUGUST 22 - 27
GLEN OAKS CLUB
OLD WESTBURY, NY



PATRICK REED
Defending Champion



Table of Contents

Message from THE NORTHERN TRUST	2	1992 Results	130
Schedule of Events	3	1993 Results	131
Tournament Staff	4	1994 Results	131
THE NORTHERN TRUST Fact Sheet	5	1995 Results	132
2017 Purse Breakdown	6	1996 Results	132
2017 Official Scorecard	6	1997 Results	133
History at a Glance	7-8	1998 Results	133
THE NORTHERN TRUST Records.....	9-115	1999 Results	134
All-Time Records (1967-2016)	10-12	2000 Results	134
Cut Score History for THE NORTHERN TRUST.....	12	2001 Results	135
Top-50 Career Money Winners	13	2002 Results	135
Top-50 Career Stroke Averages	13	2003 Results	136
Top-10 Finishes by Player (3 or more).....	14	2004 Results	136
18-, 36-, 54-Hole Leaders	15-16	2005 Results	137
Individual Player Records	19-116	2006 Results	137
Championship Summaries (1967-2016).....	117-155	2007 Results	138
1967 Results	118	2008 Results	139
1968 Results	118	2009 Results	140
1969 Results	119	2010 Results	141
1970 Results	119	2011 Results	142
1971 Results	120	2012 Results	143
1972 Results	120	2013 Results	144
1973 Results	121	2014 Results	145
1974 Results	121	2015 Results	146
1975 Results	122	2016 Results	147
1976 Results	122	2007 Four-Round Summary at Westchester CC/Scoring Recap.....	148
1977 Results	123	2008 Four-Round Summary at Ridgewood CC/Scoring Recap	149
1978 Results	123	2009 Four-Round Summary at Liberty National/Scoring Recap	150
1979 Results	124	2010 Four-Round Summary at Ridgewood CC/Scoring Recap	151
1980 Results	124	2011 Four-Round Summary at Plainfield CC/Scoring Recap	152
1981 Results	125	2012 Four-Round Summary at Bethpage/Scoring Recap.....	153
1982 Results	125	2013 Four-Round Summary at Liberty National/Scoring Recap	154
1983 Results	126	2014 Four-Round Summary at Ridgewood CC/Scoring Recap	155
1984 Results	126	2015 Four-Round Summary at Plainfield CC/Scoring Recap	156
1985 Results	127	2016 Four-Round Summary at Bethpage/Scoring Recap.....	157
1986 Results	127	FedExCup Playoffs - Event Summaries (2007-2016)	
1987 Results	128	Dell Technologies Championship	158-164
1988 Results	128	BMW Championship.....	165-171
1989 Results	129	TOUR Championship	172-177
1990 Results	129	Past Champions' list	Back Cover
1991 Results	130		

Welcome to THE NORTHERN TRUST

This tournament marks a series of firsts! Of course, it's the first stop in the 2017 FedExCup Playoffs. It's also Northern Trust's first year sponsoring this storied tournament. With Glen Oaks Club as our host venue – another first – and the PGA TOUR's top 125 players competing, we're sure to witness some spectacular golf firsts in a spectacular setting.

But we're not first-timers who are new to Greater New York. Northern Trust has become a leader in the financial services industry by combining exceptional service and expertise with innovative products and technology – serving clients around New York and across the globe.

We also have a 128-year history of supporting those in need and investing in the communities we serve. Over the last five years

alone, we have contributed more than \$72 million to worthy charities. Annually our employees contribute nearly 160,000 volunteer hours. As the tournament's new sponsor, we are proud to continue – and excited to build upon – THE NORTHERN TRUST's charitable legacy of benefiting New York metropolitan area charities.

So on behalf of Northern Trust and our 17,000 employees around the world, we thank you for joining us and hope you enjoy the tournament.

Frederick H. Waddell
Chairman and Chief Executive Officer
Northern Trust Corporation

Schedule of Events

MONDAY, AUGUST 21

Course Closed to Public
Practice Round for Professionals
9:30 a.m. - 3 p.m. Executive Women's Day
Clubhouse - Main Ballroom

TUESDAY, AUGUST 22

Gates open at 9 a.m.
Military Appreciation Day
11 a.m. - 1 p.m. Operation Shower
Clubhouse - Main Ballroom

12 p.m. Youth Clinic - PGA TOUR player TBD
Short game area adjacent to driving range

1:30 p.m. Military Appreciation Ceremony
Clubhouse Patio

5:15 p.m. - 7 p.m. Sunset SoulCycle Ride
Glen Oaks Club - Men's Grill Back Patio

7 - 8 p.m. SoulCycle Happy Hour Presented by
DEAN & DELUCA
Clubhouse - Main Patio

WEDNESDAY, AUGUST 23

Gates open at 7 a.m.
6:50 - 9 a.m. Morning Pro-Am Tee Times

10 a.m. - 1 p.m. SUNY's Got Your Back
Main Entrance

11 a.m. - 1 p.m. Kendra Scott Luncheon
Color Bar in Taste NY Concession Area

12:30 p.m. Check Presentation

11:50 a.m. - 2 p.m. Afternoon Pro-Am Tee Times

5 - 7 p.m. Live ULTRA Series - featuring Brooks Koepka
Taste NY Marketplace & The ULTRA Club

THURSDAY, AUGUST 24

Gates open at 7 a.m.
First Round of Competition - 7:15 a.m. Approximate Starting Time
11 a.m. K9 for Warriors Ceremony
Patriots' Outpost

7:30 a.m. - 6 p.m. PGA TOUR LIVE

12 - 6 p.m. PGA TOUR Radio

2 - 6 p.m. GOLF

FRIDAY, AUGUST 25

Gates open at 7 a.m.
Second Round of Competition - 7:15 a.m. Approximate Starting Time
7:30 a.m. - 6 p.m. PGA TOUR LIVE

12 - 6 p.m. PGA TOUR Radio

2 - 6 p.m. GOLF

SATURDAY, AUGUST 26

Gates open at 7 a.m.
Third Round of Competition - 8 a.m. Approximate Starting Time
8 a.m. - 6 p.m. PGA TOUR LIVE

12 - 6 p.m. PGA TOUR Radio

1 - 2:30 p.m. GOLF

3 - 6 p.m. CBS

6:30 p.m. Hole-In-One Challenge

SUNDAY, AUGUST 27

Gates open at 7 a.m.
Final Round of Competition - 8 a.m. Approximate Starting Time
8 a.m. - 6 p.m. PGA TOUR LIVE

12 - 6 p.m. PGA TOUR Radio

12 - 1:30 p.m. GOLF

2 - 6 p.m. CBS

Immediately Following Play Awards Ceremony
18th Green

THE NORTHERN TRUST Staff

Tournament Staff

SVP-Championships Management	Julie Tyson
VP & Executive Director	Peter Mele
Senior Director of Sales	Nick Clark
Executive Directors Initiative Program	Ryan Hart
Sales Manager	Brian Shearan
Sales Representative	Alyssa Burkard
Sales Coordinator	Jon Squeri
Sales and Marketing Coordinator	Emilie Cullen
Sales and Marketing Coordinator	Sumner Franklin
Sales and Marketing Coordinator	Kevin King
Sales and Operations Specialist	Michael Baird
Operations Manager	Matt Byers
Operations Manager	Justin Ostiguy
Operations Coordinator	Tyler Shutts
Tournament Services Manager	Taylor Barclay
Volunteer Coordinator	Matt Rawitzer
Tournament Services Coordinator	Samantha Mok

Rules Staff

Advance	John Mutch
Tournament Director	Slugger White
Rules Official	Stephen Cox
Rules Official	Peter Dachisen
Rules Official	Dillard Pruitt
Rules Official	Steve Rintoul
Rules Official	Robby Ware
Rules Official	Steve Carman

PGA TOUR Communications Staff

Senior Director Communications	Chris Reimer
Manager Communications	Alex Urban
Director Communications	Mark Williams
Senior Manager Communications	John Bush
Manager Media Relations	Tracey Veal

THE NORTHERN TRUST Fact Sheet

EVENT: THE NORTHERN TRUST is the first of four events in the FedExCup Playoffs, the culmination of the season-long competition that is the centerpiece of the PGA TOUR Season. Played in the New York/New Jersey Metropolitan area, THE NORTHERN TRUST features do-or-die drama as the top 125 players compete to advance, and for one in five, their season will end.

DATE: August 23-27, 2017

SITE: Glen Oaks Club, Old Westbury, N.Y.

PAR/YARDAGE: 35-35=70/7,346 yards

ARCHITECT/OPENED: Joe Finger/1971, Joel Weiman, Craig Currier/2011 Renovation

FORMAT: Four-day, 72-hole stroke-play competition. 125 players, cut to low 70 and ties after 36 holes. The top 100 players from the 2017 FedExCup Points List through THE NORTHERN TRUST advance to the Dell Technologies Championship.

2016 CHAMPION: Patrick Reed; 275 (-9), fifth PGA TOUR victory

PURSE: \$8.75 million total purse; \$1.575 million to the winner

ELIGIBILITY: The top 125 players from the 2017 FedExCup Points List through the Wyndham Championship are eligible for THE NORTHERN TRUST

TV LISTINGS:

Thursday, Aug. 24	2-6 p.m.	GOLF		
Friday, Aug. 25	2-6 p.m.	GOLF		
Saturday, Aug. 26	1-2:30 p.m.	GOLF	3-6 p.m.	CBS
Sunday, Aug. 27	12-1:30 p.m.	GOLF	2-6 p.m.	CBS

TOURNAMENT WEB SITE: www.thenortherntrust.com

TICKET INFORMATION: To purchase tickets, please visit www.thenortherntrust.com or call 844-868-7465.

PARKING: General parking is located at Nassau Veterans Memorial Coliseum (1255 Hempstead Tpke, Uniondale, NY 11553) and will cost \$10 per car. Parking is limited and carpooling is encouraged.

There will be a FREE shuttle that will take fans from parking to the tournament's Main Entrance.

CHARITY: Since the tournament's inception in 1967, it has generated more than \$46.2 million for New York/New Jersey Metropolitan-area charities, including \$1.4 million in 2016.

THE NORTHERN TRUST has provided charitable contributions to a variety of charities in recent years, and Tackle Kids Cancer at Hackensack Meridian Health Hackensack University Medical Center was named the official charity of the event in 2016. The Tackle Kids Cancer Program raises money for critical research and programs at the Children's Cancer Institute at Hackensack University Medical Center.

In 2017, Tackle Kids Cancer will work in conjunction with the tournament on the first THE NORTHERN TRUST Birdie Challenge. This program challenges fans and supporters to pledge a donation for every birdie that is recorded throughout this year's tournament to help raise awareness and support for the life-saving mission of Tackle Kids Cancer.

ABOUT NORTHERN TRUST: Northern Trust Corporation (Nasdaq: NTRS) is a leading provider of wealth management, asset servicing, asset management and banking to corporations, institutions, affluent families and individuals. Founded in Chicago in 1889, Northern Trust has offices in the United States in 19 states and Washington, D.C., and 22 international locations in Canada, Europe, the Middle East and the Asia-Pacific region. As of March 31, 2017, Northern Trust had assets under custody of US\$7.1 trillion, and assets under management of US\$1 trillion. For more than 125 years, Northern Trust has earned distinction as an industry leader for exceptional service, financial expertise, integrity and innovation. Visit northerntrust.com or follow us on Twitter @NorthernTrust.

Northern Trust Corporation, Head Office: 50 South La Salle Street, Chicago, Illinois 60603 U.S.A., incorporated with limited liability in the U.S. Global legal and regulatory information can be found at <https://www.northerntrust.com/disclosures>.

About THE NORTHERN TRUST: THE NORTHERN TRUST is the first of four events in the FedExCup Playoffs, the culmination of the season-long competition that is the centerpiece of the PGA TOUR Season. Played in the New York/New Jersey Metropolitan area, THE NORTHERN TRUST features do-or-die drama as the top 125 players compete to advance, and for one in five, their season will end. With strong ties to the essential elements of New York culture, the event is a celebration of fashion, food and the best golfers on the planet. Many of the world's top players have won THE NORTHERN TRUST including Jason Day, Dustin Johnson, Adam Scott, Matt Kuchar and 2016 champion Patrick Reed. Since the tournament's inception in 1967, it has generated more than \$46.2 million for New York/New Jersey Metropolitan-area charities, including \$1.4 million in 2016.

2017 Purse Breakdown - \$8,750,000.00

Position	Prize	Position	Prize	Position	Prize	Position	Prize
1	\$1,575,000.00	26	\$70,000.00	51	\$21,525.00	76	\$16,450.00
2	945,000.00	27	67,375.00	52	21,000.00	77	16,275.00
3	595,000.00	28	64,750.00	53	20,650.00	78	16,100.00
4	420,000.00	29	62,125.00	54	20,300.00	79	15,925.00
5	350,000.00	30	59,500.00	55	20,125.00	80	15,750.00
6	315,000.00	31	56,875.00	56	19,950.00	81	15,575.00
7	293,125.00	32	54,250.00	57	19,775.00	82	15,400.00
8	271,250.00	33	51,625.00	58	19,600.00	83	15,225.00
9	253,750.00	34	49,437.50	59	19,425.00	84	15,050.00
10	236,250.00	35	47,250.00	60	19,250.00	85	14,875.00
11	218,750.00	36	45,062.50	61	19,075.00	86	14,700.00
12	201,250.00	37	42,875.00	62	18,900.00	87	14,525.00
13	183,750.00	38	41,125.00	63	18,725.00	88	14,350.00
14	166,250.00	39	39,375.00	64	18,550.00	89	14,175.00
15	157,500.00	40	37,625.00	65	18,375.00	90	14,000.00
16	148,750.00	41	35,875.00	66	18,200.00	91	13,875.00
17	140,000.00	42	34,125.00	67	18,025.00	92	13,650.00
18	131,250.00	43	32,375.00	68	17,850.00	93	13,475.00
19	122,500.00	44	30,625.00	69	17,675.00	94	13,300.00
20	113,750.00	45	28,875.00	70	17,500.00	95	13,125.00
21	105,000.00	46	27,125.00	71	17,325.00	96	12,950.00
22	98,000.00	47	25,375.00	72	17,150.00	97	12,775.00
23	91,000.00	48	23,975.00	73	16,975.00	98	12,600.00
24	84,000.00	49	22,750.00	74	16,680.00	99	12,425.00
25	77,000.00	50	22,050.00	75	16,625.00	100	12,250.00

HOLE	1	2	3	4	5	6	7	8	9	OUT	10	11	12	13	14	15	16	17	18	IN	TOTAL	
My Score																						

Contestant _____

Tee _____ Time _____

Date _____ Round _____

DO NOT WRITE IN THIS SPACE

2017 Official Scorecard

Glen Oaks Club

HOLE	1	2	3	4	5	6	7	8	9	OUT	10	11	12	13	14	15	16	17	18	IN	TOTAL	
Yards	498	238	625	490	472	185	470	444	440	3862	445	323	447	539	438	184	400	233	475	3484	7346	
Par	4	3	5	4	4	3	4	4	4	35	4	4	4	5	4	3	4	3	4	35	70	
Score																						

MARKER'S SIGNATURE

COMPETITOR'S SIGNATURE

History at a Glance

Year	Winner	Score	Runner-up	Score	Location	Par/Yards	Prize Money	First Place
1967	Jack Nicklaus	272	Dan Sikes	273	Westchester CC	72/6,573	\$250,000	\$50,000
1968	Julius Boros	272	Bob Murphy	273	Westchester CC	72/6,648	250,000	50,000
			Jack Nicklaus					
			Dan Sikes					
1969	Frank Beard	275	Bert Greene	276	Westchester CC	72/6,677	250,000	50,000
1970	Bruce Crampton	273	Larry Hinson	274	Westchester CC	72/6,700	250,000	50,000
			Jack Nicklaus					
1971	Arnold Palmer	270	Gibby Gilbert	275	Westchester CC	72/6,700	250,000	50,000
			Hale Irwin					
1972	Jack Nicklaus	270	Jim Colbert	273	Westchester CC	72/6,700	250,000	50,000
1973	Bobby Nichols*	272	Bob Murphy	272	Westchester CC	72/6,614	250,000	50,000
1974	Johnny Miller	269	Don Bies	271	Westchester CC	72/6,614	250,000	50,000
1975	Gene Littler*	271	Julius Boros	271	Westchester CC	72/6,614	250,000	50,000
1976	David Graham	272	Ben Crenshaw	275	Westchester CC	71/6,603	300,000	60,000
			Tom Watson					
			Fuzzy Zoeller					
1977	Andy North	272	George Archer	274	Westchester CC	71/6,603	300,000	60,000
1978	Lee Elder	274	Mark Hayes	275	Westchester CC	71/6,603	300,000	60,000
1979	Jack Renner	277	David Graham	278	Westchester CC	71/6,603	\$400,000	72,000
			Howard Twitty					
1980	Curtis Strange	273	Gibby Gilbert	275	Westchester CC	71/6,603	400,000	72,000
1981	Raymond Floyd	275	Bobby Clampett	277	Westchester CC	71/6,603	400,000	72,000
			Gibby Gilbert					
			Craig Stadler					
1982	Bob Gilder	261	Peter Jacobsen	266	Westchester CC	70/6,329	400,000	72,000
			Tom Kite					
1983	Seve Ballesteros	276	Andy Bean	278	Westchester CC	71/6,687	450,000	81,000
			Craig Stadler					
1984	Scott Simpson	269	David Graham	274	Westchester CC	71/6,687	500,000	90,000
			Jay Haas					
			Mark O'Meara					
1985	Roger Maltbie*	275	George Burns	275	Westchester CC	71/6,722	500,000	90,000
			Raymond Floyd					
1986	Bob Tway	272	Willie Wood	273	Westchester CC	71/6,723	600,000	108,000
1987	J.C. Snead*	276	Seve Ballesteros	276	Westchester CC	71/6,769	600,000	108,000
1988	Seve Ballesteros*	276	David Frost	276	Westchester CC	71/6,779	700,000	126,000
			Ken Green					
			Greg Norman					
1989	Wayne Grady*	277	Ronnie Black	277	Westchester CC	71/6,779	1,000,000	180,000
1990	Hale Irwin	269	Paul Azinger	271	Westchester CC	71/6,779	1,000,000	180,000
1991	Billy Andrade	273	Brad Bryant	275	Westchester CC	71/6,779	1,000,000	180,000
1992	David Frost	268	Duffy Waldorf	276	Westchester CC	71/6,779	1,000,000	180,000
1993	Vijay Singh*	280	Mark Wiebe	280	Westchester CC	71/6,779	1,000,000	180,000
1994	Lee Janzen	268	Ernie Els	271	Westchester CC	71/6,779	1,200,000	216,000
1995	Vijay Singh*	278	Doug Martin	278	Westchester CC	71/6,779	1,200,000	216,000
1996	Ernie Els	271	Steve Elkington	279	Westchester CC	71/6,779	1,200,000	216,000
			Tom Lehman					
			Jeff Maggert					
			Craig Parry					

* = Won playoff

History at a Glance (cont.)

Year	Winner	Score	Runner-up	Score	Location	Par/Yards	Prize Money	First Place
1997	Ernie Els	268	Jeff Maggert	270	Westchester CC	71/6,722	\$1,500,000	\$270,000
1998	J.P. Hayes~*	201	Jim Furyk	201	Westchester CC	71/6,722	1,800,000	324,000
1999	Duffy Waldorf*	276	Dennis Paulson	276	Westchester CC	71/6,722	2,500,000	450,000
2000	Dennis Paulson*	276	David Duval	276	Westchester CC	71/6,722	3,000,000	540,000
2001	Sergio Garcia	268	Scott Hoch	271	Westchester CC	71/6,722	3,500,000	630,000
2002	Chris Smith	272	David Gossett	274	Westchester CC	71/6,722	3,500,000	630,000
			Pat Perez					
			Loren Roberts					
2003	Jonathan Kaye*	271	John Rollins	271	Westchester CC	71/6,783	5,000,000	900,000
2004	Sergio Garcia*	272	Padraig Harrington	272	Westchester CC	71/6,751	5,250,000	945,000
			Rory Sabbatini					
2005	Padraig Harrington	274	Jim Furyk	275	Westchester CC	71/6,839	5,750,000	1,035,000
2006	Vijay Singh	274	Adam Scott	276	Westchester CC	71/6,839	5,750,000	1,035,000
2007	Steve Stricker	268	K.J. Choi	270	Westchester CC	71/6,839	7,000,000	1,260,000
2008	Vijay Singh*	276	Sergio Garcia	276	Ridgewood CC	71/7,319	7,000,000	1,260,000
			Kevin Sutherland					
2009	Heath Slocum	275	Ernie Els	276	Liberty National	71/7,419	7,500,000	1,350,000
			Padraig Harrington					
			Steve Stricker					
			Tiger Woods					
2010	Matt Kuchar*	272	Martin Laird	272	Ridgewood CC	71/7,319	7,500,000	1,350,000
2011	Dustin Johnson~	194	Matt Kuchar	196	Plainfield CC	71/6,964	8,000,000	1,440,000
2012	Nick Watney	274	Brandt Snedeker	277	Black Course at Bethpage	71/7,468	8,000,000	1,440,000
2013	Adam Scott	273	Graham DeLaet	274	Liberty National	71/7,353	8,000,000	1,440,000
			Justin Rose					
			Gary Woodland					
			Tiger Woods					
2014	Hunter Mahan	270	Stuart Appleby	272	Ridgewood CC	71/7,319	8,000,000	1,440,000
			Jason Day					
			Cameron Tringale					
2015	Jason Day	261	Henrik Stenson	267	Plainfield CC	70/7,012	8,250,000	1,485,000
2016	Patrick Reed	275	Emiliano Grillo	276	Bethpage State Park	71/7,468	8,500,000	1,530,000
			Sean O'Hair		(Black)			

* = Won playoff

~ = Weather-shortened tournament

THE NORTHERN TRUST Records

Hideki Matsuyama enters THE NORTHERN TRUST with the FedExCup lead on the back of three victories this season.



THE NORTHERN TRUST All-Time Records 1967-2016

Best 72 Holes (Par 70):

261, **Bob Gilder**, 1982
261, **Jason Day**, 2015

Best 72 Holes (Par 71):

268, **David Frost**, 1992
268, **Lee Janzen**, 1994
268, **Ernie Els**, 1997
268, **Sergio Garcia**, 2001
268, **Steve Stricker**, 2007

Best 72 Holes (Par 72):

269, **Johnny Miller**, 1974

Best 54 Holes (Par 70):

192, **Bob Gilder**, 1982

Best 54 Holes (Par 71):

194, **Dustin Johnson**, 2011
199, **Ernie Els**, 1997
199, **Steve Stricker**, 2007

Best 54 Holes (Par 72):

201, **Jack Nicklaus**, 1967
201, **Bob Murphy**, 1968
201, **Tom Weiskopf**, 1975

Best 36 Holes (Par 70):

127, **Bob Gilder**, 1982

Best 36 Holes (Par 71):

128, **Matt Kuchar**, 2011
129, **Dustin Johnson**, 2011
129, **Vijay Singh**, 2011
130, **K.J. Choi**, 2007

Best 36 Holes (Par 72):

129, **Tom Weiskopf**, 1975

Best Second 36 Holes:

130, **Lee Janzen**, 1994

Best 18 Holes (Par 70):

62, **Peter Jacobsen**, (Round 2), 1982

Best 18 Holes (Par 71):

61, **Brandt Snedeker**, (Round 3), 2011
62, **Jim Wright**, (Round 2), 1976
62, **Hunter Mahan**, (Round 3), 2007
62, **Hunter Mahan**, (Round 1), 2008
62, **Kevin Chappell**, (Round 3), 2013

Best 18 Holes (Par 72):

62, **Dan Sikes**, (Round 2), 1967

Best 9 Holes:

28 (Front 9, Round 4), **Luke Donald**, 2010
28 (Front 9, Round 1), **Ryan Palmer**, 2010
29 (Back 9, Round 2), **Roger Maltbie**, 1985
29 (Back 9, Round 2), **Willie Wood**, 1986
29 (Back 9, Round 4), **Kirk Triplett**, 1990
29 (Back 9, Round 1), **Kevin Sutherland**, 1998
29 (Front 9, Round 1), **Greg Kraft**, 2000
29 (Front 9, Round 2), **Kevin Streelman**, 2010
29 (Front 9, Round 2), **Dustin Johnson**, 2011
29 (Front 9, Round 3), **Dustin Johnson**, 2011
29 (Front 9, Round 3), **Brandt Snedeker**, 2011
29 (Front 9, Round 3), **Y.E. Yang**, 2011
29 (Back 9, Round 1), **Padraig Harrington**, 2012

Double Eagles:

Larry Ziegler, No. 12, 1971
Bob Gilder, No. 18, 1982
Dean Wilson, No. 9, 2005
Jeff Overton, No. 18, 2006

Most Consecutive Birdies:

7, **George Burns**, 1980
6, **Tim Simpson**, 1985
6, **Scott Simpson**, 1986
6, **Luke Donald**, 2010
6, **J.J. Henry**, 2011

Best First Round:

62, **Hunter Mahan**, 2008
63, **David Graham**, 1976
63, **Slugger White**, 1976
63, **Chip Beck**, 1984
63, **Briny Baird**, 2003
63, **Vijay Singh**, 2004
63, **Matt Kuchar**, 2011

Best Second Round:

62, **Dan Sikes**, 1967
62, **Jim Wright**, 1976
62, **Peter Jacobsen**, 1982

Best Third Round:

61, **Brandt Snedeker**, 2011
62, **Hunter Mahan**, 2007
62, **Kevin Chappell**, 2013

Best Final Round:

62, **Jason Day**, 2015
63, **Peter Oosterhuis**, 1979

Course Records:

Westchester Country Club (1967-2007)

62, **Dan Sikes**, 1967
62, **Jim Wright**, 1976
62, **Peter Jacobsen**, 1982
62, **Hunter Mahan**, 2007

The Ridgewood Country Club (2008)

62, **Hunter Mahan**, 2008

Liberty National (2009)

62, **Kevin Chappell**, 2013

Plainfield Country Club (2011)

61, **Brandt Snedeker**, 2011

Bethpage State Park, Black Course (2012)

64, **Padraig Harrington**, 2012
64, **Sung Kang**, 2016
64, **Johnson Wagner**, 2016

High Winning Score:

280, **Vijay Singh**, 1993

High Start by Winner:

73, **Bob Tway**, 1986

Low Start by Winner:

63, **David Graham**, 1976

High Finish by Winner:

72, **Wayne Grady**, 1989
72, **Vijay Singh**, 1995

THE NORTHERN TRUST All-Time Records 1967-2016 (cont.)

Low Finish by Winner:

62, **Jason Day**, 2015
65, **Bobby Nichols**, 1973
65, **Scott Simpson**, 1984
65, **Dustin Johnson**, 2011 (54-hole event)
65, **Hunter Mahan**, 2014

Largest 54-Hole Lead:

6 strokes, **Bob Gilder**, 1982
6 strokes, **Ernie Els**, 1996

Largest Margin of Victory:

8 strokes, **David Frost**, 1992
8 strokes, **Ernie Els**, 1996

Best Come-from-Behind Wins:

6 strokes, **Adam Scott**, 2013
5 strokes, **Bobby Nichols**, 1973
5 strokes, **Vijay Singh**, 1993
5 strokes, **Matt Kuchar**, 2010
4 strokes, **Frank Beard**, 1969
4 strokes, **Gene Littler**, 1975
4 strokes, **Sergio Garcia**, 2004
4 strokes, **Heath Slocum**, 2009

Wire-to-Wire Winner

(outright leader, no ties)

Arnold Palmer, 1971
Bob Gilder, 1982
Ernie Els, 1996
Ernie Els, 1997

Playoffs:

Bobby Nichols def. **Bob Murphy** with a birdie on the first extra hole, 1973
Gene Littler def. **Julius Boros** with a par on the first hole, 1975
Roger Maltbie def. **George Burns**, **Raymond Floyd** with a par on the first extra hole, 1985
J.C. Snead def. **Seve Ballesteros** with a par on the first extra hole, 1987
Seve Ballesteros def. **David Frost**, **Ken Green**, **Greg Norman** with a birdie on the first extra hole, 1988
Wayne Grady def. **Ronnie Black** with a birdie on the first extra hole, 1989
Vijay Singh def. **Mark Wiebe** with a birdie on the third extra hole, 1993
Vijay Singh def. **Doug Martin** with a birdie on the fifth extra hole, 1995
J.P. Hayes def. **Jim Furyk** with a birdie on the first extra hole, 1998
Duffy Waldorf def. **Dennis Paulson** with a birdie on the first extra hole, 1999
Dennis Paulson def. **David Duval** with a birdie on the fourth extra hole, 2000
Jonathan Kaye def. **John Rollins** with an eagle on the first extra hole, 2003
Sergio Garcia def. **Pdraig Harrington**, **Rory Sabbatini** with a birdie on the third extra hole, 2004
Vijay Singh def. **Sergio Garcia**, **Kevin Sutherland** with a birdie on the second extra hole; Sutherland was eliminated on the first hole when Singh and Garcia made birdies, 2008
Matt Kuchar def. **Martin Laird** with a birdie on the first extra hole, 2010

Most Appearances (1967-2014):

27, **Jay Haas**
25, **Dave Eichelberger**

Most Consecutive Cuts made (*active streak):

18, **Brad Faxon**
15, **J.C. Snead**
15, **Steve Elkington**

Leading Money-Winners (see page 13 for a complete listing):

\$3,975,103, **Vijay Singh**
\$3,353,744, **Sergio Garcia**
\$3,155,104, **Jason Day**

Most Victories:

4, **Vijay Singh**, 1993, 1995, 2006, 2008
2, **Jack Nicklaus**, 1967, 1972
2, **Seve Ballesteros**, 1983, 1988
2, **Ernie Els**, 1996, 1997
2, **Sergio Garcia**, 2001, 2004

Most Top-Five Finishes:

8, **Ernie Els**
7, **Vijay Singh**
6, **Sergio Garcia**
5, **Jack Nicklaus**
5, **Gibby Gilbert**
5, **Dan Sikes**
5, **Billy Andrade**

Most Top-10 Finishes:

9, **Jack Nicklaus**
9, **Vijay Singh**
8, **Tom Kite**
8, **Tom Watson**
8, **Fred Couples**
8, **Ernie Els**

Youngest Winners:

21/5/15, **Sergio Garcia**, 2001
23/1/13, **Jack Renner**, 1979
24/5/4, **Sergio Garcia**, 2004

Oldest Winners:

48/5/15, **Julius Boros**, 1968
46/8/0, **JC Snead**, 1987
45/6/22, **Vijay Singh**, 2008

Winners in their 40s: 9

Winners in their 30s: 24

Winners in their 20s: 17

International winners:

Bruce Crampton, Australia - 1970
David Graham, Australia - 1976
Seve Ballesteros, Spain - 1983, 1988
Wayne Grady, Australia - 1989
David Frost, South Africa - 1992
Vijay Singh, Fiji - 1993, 1995, 2006, 2008
Ernie Els, South Africa - 1996, 1997
Sergio Garcia, Spain - 2001, 2004
Pdraig Harrington, Ireland - 2005
Adam Scott, Australia - 2013
Jason Day, Australia - 2015

THE NORTHERN TRUST All-Time Records 1967-2016 (cont.)

Best finish, first appearance (not including 1967):

Win, **Jack Renner**, 1979
Win, **Vijay Singh**, 1993

Players who made THE NORTHERN TRUST their first PGA TOUR win:

Andy North, 1977
Jack Renner, 1979
Wayne Grady, 1989
Vijay Singh, 1993
JP Hayes, 1998
Dennis Paulson, 2000
Chris Smith, 2002
Jonathan Kaye, 2002

Highest cut: **147** - 1983, 1993, 2009

Lowest cut: **138** - 2011

18-hole leaders who have gone on to win: 9/50

Bruce Crampton (tied for lead), 1976
Arnold Palmer, 1971
David Graham (tied), 1976
Andy North (tied), 1977
Bob Gilder, 1982
David Frost (tied), 1992
Ernie Els, 1996
Ernie Els, 1997
Dennis Paulson, 2000

36-hole leaders who have gone on to win: 13/50

Arnold Palmer, 1971
David Graham, 1976
Bob Gilder, 1982
Seve Ballesteros (tied for lead), 1983
Wayne Grady (tied), 1989
David Frost, 1992
Ernie Els, 1996
Ernie Els, 1997
JP Hayes (tied), 1998
Dennis Paulson, 2000
Sergio Garcia (tied), 2001
Vijay Singh (tied), 2006
Patrick Reed (tied), 2016

Number of 54-hole leaders who have gone on to win: 25/48*

*Does not include rain-shortened 1998 or 2011 events

Jack Nicklaus, 1967
Bruce Crampton (tied for lead), 1970
Arnold Palmer, 1971
Jack Nicklaus, 1972
Johnny Miller, 1974
David Graham, 1976
Andy North, 1977
Bob Gilder, 1982
Seve Ballesteros, 1983
Roger Maltbie (tied), 1985
Bob Tway (tied), 1986
Wayne Grady (tied), 1989
Hale Irwin (tied), 1990
David Frost, 1992
Lee Janzen, 1994
Vijay Singh, 1995
Ernie Els, 1996
Ernie Els, 1997
Duffy Waldorf (tied), 1999
Sergio Garcia, 2001
Chris Smith, 2002
Jonathan Kaye (tied), 2003
Padraig Harrington (tied), 2005
Steve Stricker, 2007
Jason Day (tied), 2015

Cut Score History for THE NORTHERN TRUST

Year	Cut Score	Year	Cut Score	Year	Cut Score	Year	Cut Score	Year	Cut Score
2016	146	2006	143	1996	145	1986	145	1976	143
2015	142	2005	145	1995	145	1985	145	1975	144
2014	143	2004	141	1994	144	1984	144	1974	144
2013	142	2003	142	1993	147	1983	147	1973	143
2012	143	2002	143	1992	145	1982	141	1972	145
2011	138	2001	144	1991	143	1981	146	1971	145
2010	142	2000	144	1990	143	1980	143	1970	144
2009	147	1999	145	1989	143	1979	146	1969	145
2008	143	1998	146	1988	145	1978	143	1968	144
2007	142	1997	145	1987	146	1977	145	1967	145

Top-50 Career Money Winners

Name	Events	Earnings
1 Vijay Singh	23	\$3,975,103
2 Sergio Garcia	14	3,353,744
3 Jason Day	9	3,155,104
4 Adam Scott	13	2,955,793
5 Matt Kuchar	13	2,785,423
6 Dustin Johnson	8	2,572,250
7 Steve Stricker	8	2,376,736
8 Pdraig Harrington	10	2,314,663
9 Nick Watney	11	2,249,350
10 Jim Furyk	21	2,176,565
11 Ernie Els	18	2,144,023
12 Hunter Mahan	11	1,831,454
13 Patrick Reed	4	1,755,573
14 Heath Slocum	9	1,703,082
15 Rory Sabbatini	15	1,600,496
16 Brandt Snedeker	11	1,521,334
17 Tiger Woods	8	1,364,068

Name	Events	Earnings
18 Justin Rose	11	\$1,310,153
19 Bubba Watson	11	1,256,564
20 Gary Woodland	5	1,184,933
21 Martin Laird	7	1,177,250
22 Phil Mickelson	15	1,068,774
23 Kevin Sutherland	14	1,025,574
24 Kevin Streelman	9	1,004,305
25 K.J. Choi	12	996,903
26 Brad Faxon	22	996,892
27 Henrik Stenson	6	965,960
28 Jonathan Kaye	9	953,820
29 Luke Donald	13	944,358
30 Sean O'Hair	10	926,103
31 Stuart Appleby	12	895,597
32 Billy Andrade	20	883,731
33 Dennis Paulson	9	867,165
34 Ryan Palmer	10	835,031

Name	Events	Earnings
35 Graham DeLaet	6	\$824,555
36 Ian Poulter	10	804,000
37 Stewart Cink	15	796,248
38 Rickie Fowler	7	786,961
39 Freddie Jacobson	13	769,069
40 J.P. Hayes	14	755,986
41 Emiliano Grillo	1	748,000
42 Loren Roberts	21	730,962
43 Zach Johnson	10	710,834
44 Chris Smith	9	708,579
45 Cameron Tringale	6	701,728
46 John Senden	15	700,401
47 Brian Gay	15	675,041
48 Duffy Waldorf	17	672,379
49 Brett Quigley	13	672,218
50 Webb Simpson	8	663,841

Top-50 Career Stroke Averages*

Name	Average	Rounds
1 Gary Woodland	68.88	17
2 Jason Day	68.89	35
3 Justin Thomas	69.25	8
4 Dustin Johnson	69.26	27
5 Tony Finau	69.38	8
6 Jack Nicklaus	69.43	46
7 Y.E. Yang	69.45	11
8 Ernie Els	69.54	63
9 Sergio Garcia	69.56	52
10 Jim Herman	69.63	8
11 Morgan Hoffmann	69.70	10
12 Rickie Fowler	69.72	25
13 Paul Casey	69.85	20
14 Brendon Todd	69.88	8
15 Steve Stricker	69.90	31
16 Pdraig Harrington	69.91	35
17 Hideki Matsuyama	70.00	10

Name	Average	Rounds
18 Tiger Woods	70.03	30
19 Webb Simpson	70.07	27
20 Bruce Crampton	70.08	38
T21 Kevin Chappell	70.10	21
T21 Justin Rose	70.10	41
23 Jim Furyk	70.12	74
24 Tom Watson	70.13	48
25 Patrick Reed	70.14	14
T26 Harold Henning	70.19	16
T26 Nick Watney	70.19	37
28 Jason Kokrak	70.21	14
T29 Zach Johnson	70.22	36
T29 Dan Sikes	70.22	50
T31 Zac Blair	70.25	8
T31 Erik Compton	70.25	8
33 Kevin Streelman	70.26	35
T34 Luke Donald	70.28	47

Name	Average	Rounds
T34 Bubba Watson	70.28	36
T36 Anthony Kim	70.29	17
T36 Jordan Spieth	70.29	14
38 Greg Norman	70.30	30
T39 Matt Kuchar	70.31	45
T39 Daniel Summerhays	70.31	16
41 Vijay Singh	70.37	79
T42 Ryo Ishikawa	70.38	8
T42 Arnold Palmer	70.38	34
T42 Nicholas Thompson	70.38	8
45 Ian Poulter	70.39	31
46 Adam Scott	70.40	47
T47 Steven Bowditch	70.42	12
T47 Russell Knox	70.42	12
T47 William McGirt	70.42	19
50 Stewart Cink	70.43	51

* Minimum of 8 rounds

Top-10 Finishes by Player (3 or more)

Player	Top-10 Finishes	Year (Finish)
Jack Nicklaus	9	1967 (1), 1968 (T2), 1969 (T2), 1971 (T9), 1972 (1), 1973 (T9), 1974 (T5), 1977 (T8), 1978 (T10)
Vijay Singh	9	1993 (1), 1995 (1), 1999 (T5), 2001 (T6), 2004 (T4), 2005 (T9), 2006 (1), 2008 (1); 2011 (T3)
Fred Couples	8	1983 (T8), 1984 (T8), 1987 (T7), 1989 (T5), 1991 (T10), 1992 (T9), 1999 (T10), 2004 (T4)
Tom Kite	8	1979 (6), 1981 (T6), 1982 (T2), 1983 (T10), 1984 (T6), 1989 (T5), 1992 (T6), 1993 (T10)
Tom Watson	8	1974 (T9), 1976 (T2), 1977 (T6), 1978 (T10), 1979 (T10), 1980 (T4), 1986 (T8), 1989 (T3)
Ernie Els	8	1994 (2), 1995 (T4), 1996 (1), 1997 (1), 2000 (T5), 2007 (T4), 2009 (T2), 2014 (T5)
Frank Beard	6	1967 (T9), 1968 (T8), 1969 (1), 1970 (T6), 1971 (T4), 1973 (T5)
Jim Furyk	6	1997 (T3), 1998 (2), 2002 (T9), 2005 (2), 2013 (T6), 2014 (8)
Sergio Garcia	6	2000 (3), 2001 (1), 2003 (T4), 2004 (1), 2008 (T2), 2012 (T3)
David Graham	6	1974 (T9), 1976 (1), 1978 (T10), 1979 (T2), 1980 (T7), 1984 (T2)
Loren Roberts	6	1984 (T10), 1988 (T6), 1990 (T7), 1991 (T10), 1999 (T5), 2002 (T2)
Dan Sikes	6	1967 (2), 1968 (T2), 1969 (3), 1973 (T3), 1975 (T9), 1976 (T5)
J.C. Snead	6	1979 (T7), 1981 (T6), 1982 (T7), 1985 (T7), 1987 (1), 1989 (T5)
Billy Andrade	5	1989 (T5), 1991 (1), 1994 (T5), 2001 (T3), 2006 (T3)
George Burns	5	1977 (T4), 1979 (T7), 1980 (T7), 1981 (5), 1985 (T2)
Brad Faxon	5	1994 (T3), 1996 (T6), 2001 (T6), 2003 (T8), 2005 (T3)
Raymond Floyd	5	1970 (T4), 1981 (1), 1985 (T2), 1990 (T7), 1991 (T8)
Fred Funk	5	1992 (T3), 1993 (T10), 1995 (T4), 1996 (T6), 2003 (T4)
Gibby Gilbert	5	1971 (T2), 1973 (T5), 1978 (T5), 1980 (2), 1981 (T2)
Hale Irwin	5	1971 (T2), 1975 (T6), 1990 (1), 1991 (T3), 1994 (T8)
Tom Lehman	5	1993 (T5), 1996 (T2), 1998 (3), 2002 (T7), 2003 (T8)

Player	Top-10 Finishes	Year (Finish)
Lee Janzen	5	1990 (T7), 1992 (T3), 1993 (T3), 1994 (1), 1999 (T10)
Mike Reid	5	1980 (T4), 1983 (T4), 1986 (5), 1987 (T4), 1989 (T9)
Tom Weiskopf	5	1970 (T6), 1973 (T3), 1974 (3), 1975 (3), 1977 (3)
Seve Ballesteros	4	1983 (1), 1987 (2), 1988 (1), 1991 (T5)
Bruce Crampton	4	1968 (T8), 1969 (7), 1970 (1), 1974 (T7)
Jason Day	4	2010 (T5), 2014 (T2), 2015 (1), 2016 (T4)
David Frost	4	1988 (T2), 1992 (1), 1993 (T3), 1996 (T6)
Jay Haas	4	1984 (T2), 1986 (T8), 1994 (T3), 2003 (T4)
Dustin Johnson	4	2010 (T9), 2011 (1), 2012 (T3), 2015 (T9)
Wayne Levi	4	1982 (T4), 1983 (T10), 1985 (T7), 1991 (T5)
Jeff Maggert	4	1994 (T8), 1996 (T2), 1997 (2), 1998 (T5)
Roger Maltbie	4	1980 (T7), 1983 (7), 1985 (1), 1987 (3)
Bob Murphy	4	1968 (T2), 1973 (2), 1978 (T5), 1979 (T7)
Greg Norman	4	1988 (T2), 1991 (T10), 1992 (T6), 2000 (4)
Chris Perry	4	1987 (T9), 1998 (T10), 1999 (3), 2000 (T5)
Adam Scott	4	2006 (2), 2010 (T9), 2013 (1), 2016 (T4)
Craig Stadler	4	1981 (T2), 1983 (T2), 1990 (T7), 1992 (T9)
Nick Watney	4	2009 (T6), 2011 (T10), 2012 (1), 2013 (T9)
Tommy Aaron	3	1969 (T5), 1970 (T6), 1972 (T9)
Tom Byrum	3	1998 (T5), 1999 (T10), 2004 (T4)
Stewart Cink	3	1997 (T6), 2001 (T3), 2002 (T5)
Jim Colbert	3	1972 (2), 1974 (T9), 1982 (T7)
David Duval	3	1995 (T8), 1999 (T10), 2000 (2)
Lee Elder	3	1978 (1), 1981 (T6), 1983 (T10)
Steve Elkington	3	1988 (5), 1992 (T9), 1996 (T2)
Bob Estes	3	1997 (T6), 1999 (T10), 2012 (T10)
Rickie Fowler	3	2013 (T9), 2014 (T9), 2016 (T7)
Bob Gilder	3	1982 (1), 1993 (T7), 1995 (T8)
Padraig Harrington	3	2004 (T2), 2005 (1), 2009 (T2)
Matt Kuchar	3	2010 (1), 2011 (2), 2014 (T5)
Gil Morgan	3	1979 (T10), 1984 (T10), 1986 (T3)
Arnold Palmer	3	1967 (5), 1970 (T6), 1971 (1)
Don Pooley	3	1977 (T8), 1982 (T4), 1985 (T10)
Ian Poulter	3	2006 (T9), 2007 (T9), 2009 (T9)
Rory Sabbatini	3	2004 (T2), 2007 (3), 2010 (T5)
Scott Simpson	3	1979 (T4), 1984 (1), 1986 (T3)
Steve Stricker	3	2007 (1), 2009 (T2), 2010 (T3)
Bob Tway	3	1986 (1), 1998 (T7), 1999 (T10)
Duffy Waldorf	3	1992 (2), 1993 (T10), 1999 (1)
Mark Wiebe	3	1985 (4), 1986 (T6), 1993 (2)

18-, 36- and 54-Hole Leaders

Year	18-Hole Leaders	36-Hole Leaders	54-Hole Leaders
1967	Jim Colbert (T14), Gary Player (T2), Mason Rudolph (T14)	Bob Charles (T9), Mason Rudolph (T12), Dan Sikes (2)	Jack Nicklaus (W)
1968	Bob Murphy (T2)	Bob Murphy (T2)	Bob Murphy (T2)
1969	Tommy Bolt (T14)	Bert Greene (2)	Bert Greene (2)
1970	Brian Barnes (T64), Larry Hinson (T2), Bruce Crampton (W), Hugh Royer (T17), Tommy Jacobs (T13)	Johnny Miller (T28)	Bruce Crampton (W), Larry Hinson (T2), Jack Nicklaus (T2)
1971	Arnold Palmer (W)	Arnold Palmer (W)	Arnold Palmer (W)
1972	DeWitt Weaver (T5)	Dwight Nevil (3)	Jack Nicklaus (W)
1973	Tom Weiskopf (T3)	Tom Weiskopf (T3)	Dan Sikes (T3), Tom Weiskopf (T3)
1974	Tommy Aaron (T26), Miller Barber (T9), Dale Douglass (T7), Larry Ziegler (T5)	Dale Douglass (T7)	Johnny Miller (W)
1975	Rik Massengale (T9)	Tom Weiskopf (3)	Tom Weiskopf (3)
1976	David Graham (W), Carlton White (T13)	David Graham (W)	David Graham (W)
1977	Miller Barber (T23), Andy North (W)	Miller Barber (T23), Charles Coody (T8), Rod Curl (T8), Leonard Thompson (T6), Howard Twitty (T13), Tom Weiskopf (3), Jim Wiechers (T20)	Andy North (W)
1978	Barry Jaeckel (T49)	Ed Sabo (T23)	Gibby Gilbert (T5), Alan Tapie (T5)
1979	David Graham (T2)	Tom Kite (6)	David Graham (T2)
1980	George Burns (T7), David Graham (T7), Tommy Valentine (T20)	David Graham (T7)	George Cadle (T4)
1981	George Cadle (T50)	Gibby Gilbert (T2), Leonard Thompson (T6)	Craig Stadler (T2)
1982	Bob Gilder (W)	Bob Gilder (W)	Bob Gilder (W)
1983	Gary Hallberg (T41)	Seve Ballesteros (W), Fuzzy Zoeller (T4)	Seve Ballesteros (W)
1984	Chip Beck (5)	Chip Beck (5)	Chip Beck (5)
1985	George Burns (T2), Ernie Gonzalez (T76)	George Burns (T2)	George Burns (T2), Roger Maltbie (W)
1986	Jay Haas (T8), Tom Sieckmann (T33)	Tom Sieckman (T33), Brett Upper (T8), Willie Wood (2)	Ray Floyd (T12), Mike Reid (5), Bob Tway (W)
1987	Sandy Lyle (T7)	Seve Ballesteros (2)	Mike Reid (T4)
1988	Loren Roberts (T6), Howard Twitty (T36)	Loren Roberts (T6)	Ken Green (T2)
1989	Tom Sieckmann (61)	Wayne Grady (W), Dick Mast (T32), Tom Sieckmann (61)	Wayne Grady (W), Dick Mast (T32), J.C. Snead (T5)
1990	Kirk Triplett (3)	Blaine McCallister (T5)	Hale Irwin (W), Blaine McCallister (5)
1991	Fulton Allem (T8), Paul Azinger (T14), Brad Bryant (2), Chris Perry (T41)	Paul Azinger (T14), Chris Perry (T41), Denis Watson (T63)	Hale Irwin (T3)
1992	Steve Elkington (T9), David Frost (W), Greg Kraft (T50), Ted Schulz (T39), Bob Tway (T39)	David Frost (W)	David Frost (W)
1993	Dudley Hart (T38)	Tom Kite (T10), Jeff Maggert (T38), Duffy Waldorf (T10)	Lee Janzen (T3), Duffy Waldorf (T10)
1994	Mike Reid (T38)	Ernie Els (2)	Lee Janzen (W)
1995	Doug Martin (2)	Mike Hulbert (T18), Chris Perry (T12)	Vijay Singh (W)
1996	Ernie Els (W)	Ernie Els (W)	Ernie Els (W)
1997	Ernie Els (W)	Ernie Els (W)	Ernie Els (W)
1998*	Kevin Sutherland (T7)	Jim Furyk (T18), J.P. Hayes (W)	

18-, 36- and 54-Hole Leaders

Year	18-Hole Leaders	36-Hole Leaders	54-Hole Leaders
1999	Stephen Ames (T66)	Jeff Maggert (T18), Chris Perry (3)	Jim Carter (T5), Duffy Waldorf (W)
2000	Dennis Paulson (W)	Dennis Paulson (W)	Duffy Waldorf (T13)
2001	Stewart Cink (T3)	Sergio Garcia (W), Scott Hoch (2)	Sergio Garcia (W)
2002	Loren Roberts (T2)	Loren Roberts (T2)	Chris Smith (W)
2003	Briny Baird (T30)	Briny Baird (T30)	Briny Baird (T30), Skip Kendall (T4), Jonathan Kaye (W), John Rollins (2)
2004	Vijay Singh (T4)	Fred Couples (T4)	Loren Roberts (T16)
2005	Jim Furyk (2)	Jim Furyk (2)	Jim Furyk (2), Padraig Harrington (W)
2006	Adam Scott (2)	David Howell (T13), Vijay Singh (W)	Billy Andrade (T3)
2007	Rory Sabbatini (3)	K.J. Choi (2)	Steve Stricker (W)
2008	Hunter Mahan (T31)	Steve Stricker (T19)	Kevin Streelman (T4)
2009	Paul Goydos (T9), Steve Marino (T15), Sergio Garcia (T31)	Webb Simpson (8)	Paul Goydos (T9), Steve Marino (T15)
2010	Tiger Woods (T12), Vaughn Taylor (T5)	Jason Day (T5)	Martin Laird (2)
2011*	Matt Kuchar (2)	Matt Kuchar (2)	
2012	Padraig Harrington (T19)	Sergio Garcia (T3)	Sergio Garcia (T3)
2013	Kevin Stadler (T43)	Matt Kuchar (T19)	Matt Kuchar (T19)
2014	Bo Van Pelt (T13)	Adam Scott (T15), Cameron Triangle (T2)	Jason Day (T2), Jim Furyk (8)
2015	Tony Finau (T16), Spencer Levin (T16) Camile Villegas (T30), Bubba Watson (3)	Bubba Watson (3)	Jason Day (W), Sangmoon Bae (T6)
2016	Martin Laird (T18) Patrick Reed (W)	Patrick Reed (W)	Rickie Fowler (T7)

Note: W = winner, () = Final Finish, * = 54-hole event

Individual Player Records

Aaron, Tommy (70.96)

Year	1st	2nd	3rd	4th	Total	Finish	Money
1967	72	70	70	73	285	T30	\$1,625.00
1968	70	72	70	71	283	T32	1,531.25
1969	70	67	72	70	279	T5	9,625.00
1970	70	69	69	70	278	T6	6,910.71
1971	75	74			149	CUT	
1972	71	68	71	69	279	T9	6,250.00
1973	70	69	70	74	283	T39	1,025.00
1974	67	73	73	69	282	T26	1,701.45
1975	67	72	75	68	282	T21	2,257.15
1976	70	72	73	69	284	T53	675.00
1977	73	68	75	77	293	T66	400.00
1978	70	70	70	70	280	T16	3,900.00
1979	71	75	68	75	289	T47	1,098.66
1980	73	71			144	CUT	
1982	73	69			142	CUT	

Total \$36,999.22

Abbott, Jerry (74.50)

Year	1st	2nd	3rd	4th	Total	Finish	Money
1969	73	76			149	CUT	

Acosta, Jr., Joe (76.67)

Year	1st	2nd	3rd	4th	Total	Finish	Money
1995	75	79			154	W/D	
1996	76				76	W/D	

Adamonis, Brad (73.00)

Year	1st	2nd	3rd	4th	Total	Finish	Money
2002	72	73			145	CUT	
2004	69	72	73	77	291	T76	\$9,712.50
2008	76	72			148	CUT	

Total \$9,712.50

Adams, Adam (81.00)

Year	1st	2nd	3rd	4th	Total	Finish	Money
1984	81	81			162	CUT	

Adams, Blake (73.00)

Year	1st	2nd	3rd	4th	Total	Finish	Money
2010	76	77			153	CUT	
2011	71	70			141	CUT	
2012	71	69	78	72	290	T65	\$16,720.00

Total \$16,720.00

Adams, John (73.77)

Year	1st	2nd	3rd	4th	Total	Finish	Money
1980	75	73			148	CUT	
1982	69	75			144	CUT	
1983	74	71	69	71	285	T21	\$4,860.00
1985	72	73	73	72	290	T49	1,247.50
1986	75	75			150	CUT	
1987	69	72	70	75	286	T35	2,832.85
1989	71	68	75	74	288	T41	3,600.00
1990	79	74			153	CUT	
1991	73	77			150	CUT	
1993	77	74			151	CUT	
1994	78	76			154	CUT	
1996	74	77			151	CUT	
1997	77	75			152	CUT	
1998	80				80	W/D	

Total \$12,540.35

Adams, Sam (75.00)

Year	1st	2nd	3rd	4th	Total	Finish	Money
1973	73	75			148	CUT	
1974	75	78			153	CUT	
1976	74	72			146	CUT	
1978	76	77			153	CUT	

Adcock, Mitch (75.33)

Year	1st	2nd	3rd	4th	Total	Finish	Money
1978	76	77			153	CUT	
1990	70	80			150	CUT	
1992	74	75			149	CUT	

Adham, Richie (73.00)

Year	1st	2nd	3rd	4th	Total	Finish	Money
1981	71	73	71	77	292	T59	\$880.00

Total \$880.00

Ahern, Jim (76.50)

Year	1st	2nd	3rd	4th	Total	Finish	Money
1973	73	80			153	CUT	

Alarcon, Rafael (70.75)

Year	1st	2nd	3rd	4th	Total	Finish	Money
1997	69	69	73	72	283	T21	\$15,000.00

Total \$15,000.00

Albus, Jim (73.20)

Year	1st	2nd	3rd	4th	Total	Finish	Money
1974	75	75			149	CUT	
1977	73	73			146	CUT	
1978	66	74	78	69	287	T55	\$645.00
1979	82	75			157	CUT	
1981	78	72			150	CUT	
1982	72	69	69	68	278	T26	2,960.00
1983	72	75	73	73	293	T68	895.50
1984	72	72	77	74	295	T71	985.00
1985	75	70	77	73	295	T66	1,030.00
1988	76	70			146	CUT	

Total \$6,515.50

Alexander, Carl (76.00)

Year	1st	2nd	3rd	4th	Total	Finish	Money
1996	78	75			153	CUT	
1998	77	76			153	CUT	
1999	77	77			154	CUT	
2000	76	77			153	CUT	
2002	77	74			151	CUT	
2004	77	71			148	CUT	

Alker, Steven (72.00)

Year	1st	2nd	3rd	4th	Total	Finish	Money
2003	71	73			144	CUT	

Allan, Steve (73.07)

Year	1st	2nd	3rd	4th	Total	Finish	Money
2001	69	71	72	69	281	T19	\$39,500.00
2002	71	77			148	CUT	
2004	77	74			151	CUT	
2005	71	74	77	77	299	T71	11,385.00
2007	69	75			144	CUT	

Total \$50,885.00

Individual Player Records

Allem, Fulton (72.28)

Year	1st	2nd	3rd	4th	Total	Finish	Money
1987	73	72	73	73	291	T58	\$1,314.00
1988	74	74			148	CUT	
1989	73	68	71	75	287	T36	4,710.00
1990	71	70	68	71	280	T20	11,650.00
1991	66	69	70	73	278	T8	30,000.00
1992	73	67	71	73	284	T30	6,350.00
1993	73	79			152	CUT	
1994	72	69	68	74	283	T38	5,040.00
1995	69	70	81	73	293	T65	2,460.00
1996	70	75	73	71	289	T53	2,714.67
1997	72	72	71	71	286	T38	6,450.00
1998	74				74	W/D	
1999	75	74			149	CUT	
2000	73	68	72	78	291	T57	6,600.00
2002	71	69	70	76	286	T55	7,910.00
2004	83	77			160	CUT	
Total							\$85,198.67

Allen, Michael (72.83)

Year	1st	2nd	3rd	4th	Total	Finish	Money
1990	70	70	72	73	285	T50	\$2,348.89
1991	72	71	75	75	293	67	2,060.00
1992	71	77			148	CUT	
1993	73	74	71	75	293	T52	2,360.00
1994	72	81			153	CUT	
1995	74	70	69	75	288	T40	4,320.00
1999	78	73			151	CUT	
2002	72	74			146	CUT	
2004	72	72			144	CUT	
2005	72	71	74	69	286	T22	48,012.50
2006	69	70	73	74	286	T36	26,497.92
2008	73	67	75	73	288	T65	14,560.00
2009	75	77			152	CUT	
Total							\$100,159.31

Allen, Ras (73.00)

Year	1st	2nd	3rd	4th	Total	Finish	Money
1969	72	75			147	CUT	
1974	75	70			145	CUT	

Allenby, Robert (71.00)

Year	1st	2nd	3rd	4th	Total	Finish	Money
1993	79	72			151	CUT	
2001	69	68	74	64	275	T8	\$105,000.00
2002	67	75	75	73	290	T73	6,615.00
2004	69	71	69	69	278	T14	97,125.00
2007	77	71			148	CUT	
2008	69	73	66	75	283	T38	26,600.00
2009	68	75	69	69	281	T15	120,000.00
2010	73	67	74	69	283	T47	19,830.00
2011	67	68	71		206	T52	18,560.00
2012	73	71			144	CUT	
2014	72	74			146	CUT	
Total							\$393,730.00

Allin, Bud (71.90)

Year	1st	2nd	3rd	4th	Total	Finish	Money
1971	75	68	68	76	287	T49	\$410.00
1972	74	75			149	CUT	
1973	75	73			148	CUT	
1975	68	75	73	72	288	T54	562.67
1976	70	68	72	67	277	T5	8,793.75
1977	73	70	74	72	289	T51	705.00
Total							\$10,471.42

Allred, Jason (76.00)

Year	1st	2nd	3rd	4th	Total	Finish	Money
2005	80	72			152	CUT	

Altgelt, Stanton (73.00)

Year	1st	2nd	3rd	4th	Total	Finish	Money
1976	74	67	73	78	292	T81	
1980	78	74			152	CUT	
1981	70	74	70	72	286	T29	\$2,660.00
Total							\$2,660.00

Alvarez, Dave (77.00)

Year	1st	2nd	3rd	4th	Total	Finish	Money
1984	77	77			154	CUT	

Amaral, Colin (78.50)

Year	1st	2nd	3rd	4th	Total	Finish	Money
2001	77	80			157	CUT	

Ames, Stephen (71.60)

Year	1st	2nd	3rd	4th	Total	Finish	Money
1999	65	72	75	77	289	T66	\$5,100.00
2000	74	71			145	CUT	
2002	70	71	66	71	278	T9	94,500.00
2004	72	72			144	CUT	
2008	74	71			145	CUT	
2009	70	79			149	CUT	
2010	73	68	69	72	282	T36	30,784.09
Total							\$130,384.09

Anderson, Chris (72.83)

Year	1st	2nd	3rd	4th	Total	Finish	Money
2003	72	68	70	77	287	T58	\$11,050.00
2005	77	73			150	CUT	
Total							\$11,050.00

Anderson, JC (73.83)

Year	1st	2nd	3rd	4th	Total	Finish	Money
1991	70	71	69	78	288	T57	\$2,250.00
1993	78	77			155	CUT	
Total							\$2,250.00

Anderson, Jeremy (73.00)

Year	1st	2nd	3rd	4th	Total	Finish	Money
2001	69	77			146	CUT	

Anderson, Jerry (73.50)

Year	1st	2nd	3rd	4th	Total	Finish	Money
1990	72	76			148	CUT	
1992	74	72			146	CUT	

Andrade, Billy (71.33)

Year	1st	2nd	3rd	4th	Total	Finish	Money
1988	76	69	75	71	291	T54	\$1,589.00
1989	69	69	70	71	279	T5	35,125.00
1990	71	71	69	70	281	T24	7,566.67
1991	68	68	69	68	273	1	180,000.00
1992	72	70	72	67	281	T20	12,500.00
1993	80	78			158	CUT	
1994	70	71	66	69	276	T5	43,800.00
1995	77	76			153	CUT	
1996	70	75	69	72	286	T31	6,520.00
1997	73	71	64	73	281	T12	29,400.00
1998	74	66	74		214	T41	6,480.00
1999	70	71	70	73	284	T35	12,062.50
2000	73	74			147	CUT	
2001	70	69	68	66	273	T3	182,000.00
2002	71	79			150	CUT	
2003	70	72	69	75	286	T54	11,450.00
2004	70	70	75	74	289	T71	10,237.50
2005	72	73	73	80	298	70	11,500.00
2006	66	70	69	72	277	T3	333,500.00
2007	68	77			145	CUT	
Total							\$883,730.67

Individual Player Records

Antonio, Jr., Alex (76.00)

Year	1st	2nd	3rd	4th	Total	Finish	Money
1967	76				76	W/D	

Antonucci, Paul (79.00)

Year	1st	2nd	3rd	4th	Total	Finish	Money
1995	82	76			158	CUT	

Aoki, Isao (70.67)

Year	1st	2nd	3rd	4th	Total	Finish	Money
1981	70	75	72	71	288	T36	\$1,925.00
1982	67	72	67	69	275	T11	8,200.00
1988	74	70	69	71	284	T23	7,000.00
1989	72	72			144	CUT	
1990	70	70	70	71	281	T24	7,566.67

Total \$24,691.67

Appleby, Stuart (71.00)

Year	1st	2nd	3rd	4th	Total	Finish	Money
1996	72	77			149	CUT	
1997	70	73	69	70	282	T17	\$21,750.00
2001	73	68	70	71	282	T26	25,375.00
2002	70	74			144	CUT	
2004	69	70	69	72	280	T23	46,725.00
2006	72	70	66	75	283	T18	69,985.71
2007	74	75			149	CUT	
2008	71	70	68	71	280	T19	84,840.00
2010	70	71	71	72	284	T52	17,587.50
2011	81				81	W/D	
2013	69	71	72	71	283	T41	32,000.00
2014	73	66	68	65	272	T2	597,333.34

Total \$895,596.55

Archer, George (71.66)

Year	1st	2nd	3rd	4th	Total	Finish	Money
1967	77				77	W/D	
1968	69	68	70	72	279	T14	\$4,250.00
1969	73	70	71	70	284	T25	1,887.50
1970	77	76			153	CUT	
1971	71	72	74	76	293	T72	333.33
1972	69	70	70	68	277	T5	9,625.00
1973	73	73			146	CUT	
1974	69	70	72	71	282	T26	1,701.44
1975	71	74			145	CUT	
1976	73	69	71	74	287	T69	152.50
1977	70	69	68	67	274	2	34,200.00
1978	72	72			144	CUT	
1980	67	69	71	72	279	T12	8,100.00
1982	75	67			142	CUT	
1983	78	69	72	70	289	T41	1,492.00
1984	74	73			147	CUT	
1986	68	73	79	69	289	T48	1,477.50
1987	75	75			150	CUT	
1988	75	69	72	75	291	T54	1,589.00

Total \$64,808.27

Armour, Ryan (69.50)

Year	1st	2nd	3rd	4th	Total	Finish	Money
2007	72	67	70	69	278	T21	\$75,600.00

Total \$75,600.00

Armour III, Tommy (73.00)

Year	1st	2nd	3rd	4th	Total	Finish	Money
1982	76	77			153	CUT	
1988	73	69	71	68	281	T10	\$18,200.00
1989	71	74			145	CUT	
1990	70	69	74	72	285	T50	2,348.89
1992	73	71	69	76	289	T58	2,220.00
1995	74	73			147	CUT	
1996	72	77			149	CUT	
1997	76	72			148	CUT	
1998	77				77	W/D	
1999	77	76			153	CUT	
2001	74	69	71	70	284	T37	14,000.00
2002	70	76			146	CUT	
2003	71	71	73	74	289	T66	10,300.00
2006	72	77			149	CUT	
2007	76	74			150	CUT	
2008	72	76			148	CUT	

Total \$47,068.89

Armstrong, Ty (73.00)

Year	1st	2nd	3rd	4th	Total	Finish	Money
1999	77	69			146	CUT	

Armstrong, Wally (72.79)

Year	1st	2nd	3rd	4th	Total	Finish	Money
1975	74	74			148	CUT	
1976	69	73	68	74	284	T53	\$675.00
1977	70	72	72	75	289	T51	705.00
1978	68	69	78	69	284	T39	1,230.00
1979	80	75			155	CUT	
1982	74	73			147	CUT	
1983	74	77			151	CUT	
1984	70	73	75	71	289	59	1,110.00

Total \$3,720.00

Arnette, Dewey (72.67)

Year	1st	2nd	3rd	4th	Total	Finish	Money
1987	77	71			148	CUT	
1990	71	72	73	72	288	T73	\$1,920.00

Total \$1,920.00

Arthur, Perry (72.67)

Year	1st	2nd	3rd	4th	Total	Finish	Money
1982	68	76			144	CUT	
1987	73	74			147	CUT	
1991	72	73			145	CUT	

Ashworth, Bruce (81.00)

Year	1st	2nd	3rd	4th	Total	Finish	Money
1974	81				81	W/D	

Atwal, Arjun (71.67)

Year	1st	2nd	3rd	4th	Total	Finish	Money
1996	67	76	73	72	288	T43	\$3,506.40
2004	73	67	76	70	286	T60	11,287.50
2006	72	71	73	80	296	T77	10,522.50
2011	67	71	67		205	T43	23,840.00

Total \$49,156.40

Individual Player Records

Aubrey, Emlyn (72.38)

Year	1st	2nd	3rd	4th	Total	Finish	Money
1990	71	71	66	73	281	T24	\$7,566.66
1991	68	71	72	70	281	T17	13,533.34
1992	68	73	71	75	287	T45	2,928.00
1995	73	82			155	CUT	
1996	73	69	75	71	288	T43	3,506.40
1997	74	73			147	CUT	
1999	73	74			147	CUT	
2000	76	75			151	CUT	

Total \$27,534.40

Austin, Woody (72.05)

Year	1st	2nd	3rd	4th	Total	Finish	Money
1995	72	76			148	CUT	
1996	70	68	73	72	283	T16	\$18,600.00
1997	77	77			154	CUT	
1999	74	73			147	CUT	
2000	69	74	72	73	288	T42	9,420.00
2001	79	70			149	CUT	
2002	69	69	74	68	280	T18	42,600.00
2003	74	64	70	69	277	T13	91,000.00
2004	71	81			152	CUT	
2005	72	73	70	72	287	T32	30,475.00
2006	75	70			145	CUT	
2007	69	68	66	72	275	T12	154,000.00
2008	72	72			144	CUT	
2009	76	76			152	CUT	
2010	74	71			145	CUT	

Total \$346,095.00

Axley, Eric (70.75)

Year	1st	2nd	3rd	4th	Total	Finish	Money
2008	78	65	68	72	283	T38	\$26,600.00

Total \$26,600.00

Aycock, Tommy (72.00)

Year	1st	2nd	3rd	4th	Total	Finish	Money
1970	71	73	72	70	286	T55	\$312.50
1971	73	69	76	72	290	T62	333.00

Total \$645.50

Azinger, Paul (71.08)

Year	1st	2nd	3rd	4th	Total	Finish	Money
1982	74	70			144	CUT	
1989	71	67	70	73	281	T12	\$21,000.00
1990	67	70	69	65	271	2	108,000.00
1991	66	68	78	68	280	T14	18,000.00
1992	75	67	69	66	277	T3	52,000.00
1993	75	74			149	CUT	
1995	69	74	72	73	288	T40	4,320.00
1996	73	76			149	CUT	
1997	67				67	DQ	
1998	72	73	67		212	T24	13,927.50
1999	70	71	74	69	284	T35	12,062.50
2001	71	70	68	71	280	T16	56,000.00
2002	69	74	73	72	288	T64	7,210.00
2003	73	72			145	CUT	
2005	78	73			151	CUT	
2006	69	71	73	75	288	T47	14,969.16

Total \$307,489.16

Baddeley, Aaron (71.48)

Year	1st	2nd	3rd	4th	Total	Finish	Money
2007	71	67	70	71	279	T25	\$49,035.00
2008	69	75			144	CUT	
2009	72	78			150	CUT	
2010	72	70	72	71	285	T56	16,875.00
2011	66	66	69		201	T13	145,600.00
2012	72	78			150	CUT	
2013	69	72	66	77	284	T43	24,960.00
2014	74	70			144	CUT	
2016	76	74			150	CUT	

Total \$236,470.00

Bae, Sangmoon (71.90)

Year	1st	2nd	3rd	4th	Total	Finish	Money
2012	81	74			155	CUT	
2013	70	76			146	CUT	
2014	72	75			147	CUT	
2015	69	67	63	72	271	T6	\$276,375.00

Total \$276,375.00

Baird, Briny (71.60)

Year	1st	2nd	3rd	4th	Total	Finish	Money
1999	77	71			148	CUT	
2002	70	70	68	74	282	T33	\$18,491.66
2003	63	69	72	77	281	T30	31,750.00
2004	69	78			147	CUT	
2005	74	70	70	74	288	T40	21,850.00
2006	74	70			144	CUT	
2007	66	75	71	69	281	T41	24,500.00
2008	69	71	69	75	284	T48	17,400.00
2009	75	75			150	CUT	
2010	71	72			143	CUT	

Total \$113,991.66

Baird, Butch (72.31)

Year	1st	2nd	3rd	4th	Total	Finish	Money
1967	72	72	69	72	285	T30	\$1,625.00
1968	72	68	71	75	286	T50	100.00
1969	72	73	72	73	290	T58	476.19
1972	72	71	69	77	289	T54	416.67
1974	74	69	73	69	285	T44	825.00
1976	73	72			145	CUT	
1977	71	77			148	CUT	
1979	73	79			152	CUT	

Total \$3,442.86

Baker, Bobby (77.00)

Year	1st	2nd	3rd	4th	Total	Finish	Money
1979	78	76			154	CUT	

Baker, Jim (74.00)

Year	1st	2nd	3rd	4th	Total	Finish	Money
1977	73	75			148	CUT	

Baker, Peter (75.50)

Year	1st	2nd	3rd	4th	Total	Finish	Money
1994	78	73			151	CUT	

Baker, Shawn (83.00)

Year	1st	2nd	3rd	4th	Total	Finish	Money
2005	83	83			166	CUT	

Individual Player Records

Baker-Finch, Ian (72.33)

Year	1st	2nd	3rd	4th	Total	Finish	Money
1989	73	69	82		224	W/D	
1990	69	67	72	75	283	T37	\$4,400.00
1993	71	72	69	73	285	T13	19,333.33
1994	73	72			145	CUT	
1996	75	73			148	CUT	

Total \$23,733.33

Balding, Al (71.90)

Year	1st	2nd	3rd	4th	Total	Finish	Money
1967	70	75	71	72	288	T47	\$179.17
1968	69	72	72	69	282	T23	2,034.73
1969	76	73			149	CUT	

Total \$2,213.90

Baldwin, John (75.50)

Year	1st	2nd	3rd	4th	Total	Finish	Money
1970	73	79			151	CUT	

Balen, Mike (73.50)

Year	1st	2nd	3rd	4th	Total	Finish	Money
1980	74	73			147	CUT	

Ballesteros, Seve (70.78)

Year	1st	2nd	3rd	4th	Total	Finish	Money
1981	77	72			149	CUT	
1983	69	67	70	70	276	1	\$81,000.00
1984	73	68	71	68	280	T17	7,250.00
1987	66	67	71	72	276	2	64,800.00
1988	72	68	69	67	276	1	126,000.00
1989	71	70	72	75	288	T41	3,600.00
1991	70	67	69	71	277	T5	36,500.00
1993	72	79			151	CUT	
1994	71	73	75	73	292	69	2,424.00

Total \$321,574.00

Ballo, Mike (73.30)

Year	1st	2nd	3rd	4th	Total	Finish	Money
1970	68	69	73	72	282	T28	\$1,635.71
1973	73	72			145	CUT	
1977	72	74			146	CUT	
1988	78	82			160	CUT	

Total \$1,635.71

Barbarossa, Bob (77.00)

Year	1st	2nd	3rd	4th	Total	Finish	Money
1971	80	74			154	CUT	

Barber, Aaron (73.00)

Year	1st	2nd	3rd	4th	Total	Finish	Money
2003	76	70			146	CUT	

Barber, Blayne (71.25)

Year	1st	2nd	3rd	4th	Total	Finish	Money
2016	70	69	71	75	285	T41	\$29,750.00

Total \$29,750.00

Barber, Jerry (73.76)

Year	1st	2nd	3rd	4th	Total	Finish	Money
1968	73	72			145	CUT	
1969	73	78			151	CUT	
1970	70	73	71	71	285	T48	\$414.29
1971	75	78			153	CUT	
1972	76	70			146	CUT	
1973	67	74	72	72	285	T49	615.00
1974	71	77			148	CUT	
1975	84	79			163	CUT	
1980	73				73	W/D	

Total \$1,029.29

Barber, Jim (73.50)

Year	1st	2nd	3rd	4th	Total	Finish	Money
1974	76	71			147	CUT	

Barber, Miller (71.90)

Year	1st	2nd	3rd	4th	Total	Finish	Money
1967	71	74	70		215	W/D	
1968	73	70	75		218	W/D	
1969	71	72	73	69	285	T31	\$1,428.13
1970	75	72			147	CUT	
1971	73	74			147	CUT	
1972	72	74			146	CUT	
1973	71	73			144	CUT	
1974	67	71	69	70	277	T9	5,750.00
1975	72	76			148	CUT	
1976	69	68	70	70	277	T5	8,793.75
1977	66	69	73	75	283	T23	2,587.50
1978	75	73			148	CUT	
1979	76	77			153	CUT	
1980	71	72	72	73	288	T54	908.00

Total \$19,467.38

Barcelo, Rich (74.00)

Year	1st	2nd	3rd	4th	Total	Finish	Money
2004	76	72			148	CUT	

Barker, James (74.00)

Year	1st	2nd	3rd	4th	Total	Finish	Money
1977	73	75			148	CUT	

Barlow, Craig (72.71)

Year	1st	2nd	3rd	4th	Total	Finish	Money
1998	80				80	W/D	
1999	75	71			146	CUT	
2000	68	76	72	72	288	T42	\$9,420.00
2002	71	75			146	CUT	
2003	74	71			145	CUT	
2004	73	73			146	CUT	
2005	76	67	71	72	286	T22	48,012.50
2006	72	70	74	74	290	T58	12,707.50

Total \$70,140.00

Barnblatt, Michael (79.50)

Year	1st	2nd	3rd	4th	Total	Finish	Money
1985	76	83			159	CUT	

Barnes, Brian (72.00)

Year	1st	2nd	3rd	4th	Total	Finish	Money
1970	67	73	74	74	288	T64	\$312.50

Total \$312.50

Barnes, Ricky (71.44)

Year	1st	2nd	3rd	4th	Total	Finish	Money
2010	73	72			145	CUT	
2011	69	70			139	CUT	
2012	71	72	70	70	283	T24	\$56,700.00
2014	68	75	70	76	289	T68	16,240.00
2016	72	67	71	77	287	T53	19,404.28

Total \$92,344.28

Barr, Dave (72.71)

Year	1st	2nd	3rd	4th	Total	Finish	Money
1979	75	79			154	CUT	
1981	77	75			152	CUT	
1983	76	75			151	CUT	
1992	72	71	70	67	280	T14	\$16,500.00
1993	77	67	72	71	287	T22	10,000.00
1994	71	73	69	70	283	T38	5,040.00
1996	72	73	75	70	290	T62	2,520.00
1998	76	72			148	CUT	

Total \$34,060.00

Individual Player Records

Barr, Jr., Ray (73.83)

Year	1st	2nd	3rd	4th	Total	Finish	Money
1987	73	74			147	CUT	
1989	70	76			146	CUT	
1990	75	75			150	CUT	

Barranger, Todd (73.33)

Year	1st	2nd	3rd	4th	Total	Finish	Money
1994	71	73	68	79	291	T67	\$2,460.00
2003	79	70			149	CUT	

Total \$2,460.00

Barrier, Jerry (74.50)

Year	1st	2nd	3rd	4th	Total	Finish	Money
1969	73	76			149	CUT	

Barron, Doug (73.43)

Year	1st	2nd	3rd	4th	Total	Finish	Money
1997	71	73	70	75	289	T54	\$3,360.00
1998	74				74	W/D	
1999	74	68	69	68	279	T5	84,750.00
2000	74	72			146	CUT	
2001	77	73			150	CUT	
2003	75	82			157	CUT	
2005	72	81			153	CUT	
2006	69	74	73	78	294	T70	11,270.00

Total \$99,380.00

Barron, Herman (76.00)

Year	1st	2nd	3rd	4th	Total	Finish	Money
1967	76	76			152	CUT	
1968	76	73			149	CUT	
1969	77	80			157	CUT	
1970	75	75			150	CUT	
Total							

Bassett, Richard (76.50)

Year	1st	2nd	3rd	4th	Total	Finish	Money
1968	80	73			153	CUT	

Bateman, Brian (72.70)

Year	1st	2nd	3rd	4th	Total	Finish	Money
2002	72	72			144	CUT	
2003	73	75			148	CUT	
2005	68	77	70	76	291	T57	\$12,822.50
2007	72	72			144	CUT	

Total \$12,822.50

Bates, Ben (72.27)

Year	1st	2nd	3rd	4th	Total	Finish	Money
1998	72	70	71		213	T32	\$9,340.00
1999	70	77			147	CUT	
2000	71	73	72	74	290	T54	6,900.00
2001	74	71			145	CUT	

Total \$16,240.00

Bates, Pat (72.58)

Year	1st	2nd	3rd	4th	Total	Finish	Money
1995	76	76			152	CUT	
2002	69	72	74	75	290	T73	\$6,615.00
2003	76	70			146	CUT	
2004	72	69	67	75	283	T42	15,807.27

Total \$22,422.27

Batten, Eric (71.50)

Year	1st	2nd	3rd	4th	Total	Finish	Money
1982	73	70			143	CUT	

Baugh, Beau (72.50)

Year	1st	2nd	3rd	4th	Total	Finish	Money
1980	70	71	72	74	287	T47	\$1,027.43
1981	73	75			148	CUT	
1982	72	73			145	CUT	

Total \$1,027.43

Baum, Mel (77.00)

Year	1st	2nd	3rd	4th	Total	Finish	Money
1990	73	82			155	CUT	
1991	73	80			153	CUT	

Baxter, Rex (72.75)

Year	1st	2nd	3rd	4th	Total	Finish	Money
1967	69	70	73	71	283	T22	\$2,337.50
1968	76	78			154	CUT	
1972	71	68	75	70	284	T24	1,893.75
1973	74	78			152	CUT	

Total \$4,231.25

Beames, Peter (75.00)

Year	1st	2nd	3rd	4th	Total	Finish	Money
1976	75	75			150	CUT	

Bean, Andy (72.56)

Year	1st	2nd	3rd	4th	Total	Finish	Money
1977	71	66	71	69	277	T4	\$13,200.00
1978	71	71			144	W/D	
1979	78	75			153	CUT	
1980	69	70	77	71	287	T47	1,027.43
1982	73	73			146	CUT	
1983	73	68	70	67	278	T2	39,600.00
1984	74	71			145	CUT	
1989	73	70	73	75	291	T54	2,290.00
1990	75	73			148	CUT	
1994	77	71			148	CUT	
1996	76	68	70	76	290	T62	2,520.00
1998	77	76			153	CUT	
1999	76	76			152	CUT	

Total \$58,637.43

Beard, Frank (70.88)

Year	1st	2nd	3rd	4th	Total	Finish	Money
1967	68	67	70	74	279	T9	\$6,500.00
1968	71	67	69	70	277	T8	7,083.33
1969	69	72	67	67	275	1	50,000.00
1970	68	71	70	69	278	T6	6,910.71
1971	69	69	71	68	277	T4	11,000.00
1972	78	72			150	CUT	
1973	68	67	68	71	274	T5	9,083.33
1974	70	72	71	71	284	T41	975.00
1975	73	65	74	68	280	T14	4,125.00
1976	73	72			145	CUT	
1977	72	74			146	CUT	
1978	71	69	68	72	280	T16	3,900.00
1979	78	79			157	CUT	
1980	73	74			147	CUT	
1981	76	77			153	CUT	

Total \$99,577.37

Beatty, Don (78.00)

Year	1st	2nd	3rd	4th	Total	Finish	Money
1980	76	80			156	CUT	

Beauchemin, Bob (77.00)

Year	1st	2nd	3rd	4th	Total	Finish	Money
1981	79	75			154	CUT	

Individual Player Records

Beck, Chip (72.25)

Year	1st	2nd	3rd	4th	Total	Finish	Money
1980	70	76			146	CUT	
1982	65	72	75	71	283	T57	\$880.00
1983	68	72	71	76	287	T31	2,610.00
1984	63	69	70	73	275	5	20,000.00
1985	78	75			153	CUT	
1986	72	71	77	73	293	T69	1,206.00
1987	72	69	70	72	283	T17	8,700.00
1989	70	70	72	69	281	T12	21,000.00
1992	68	71	75	74	288	T50	2,362.50
1993	71	72	74	66	283	T7	31,166.67
1994	76				76	DQ	
1995	69	70	72	73	284	T18	14,100.00
1996	75	73			148	CUT	
1997	78	80			158	CUT	
1998	79	75			154	CUT	
1999	76	70			146	CUT	
2000	72	75			147	CUT	

Total \$102,025.17

Beckman, Cameron (71.50)

Year	1st	2nd	3rd	4th	Total	Finish	Money
1999	75	71			146	CUT	
2000	70	74	74	73	291	T57	\$6,600.00
2001	72	69	72	70	283	T32	19,810.00
2002	73	65	73	71	282	T33	18,491.66
2003	75	67	70	73	285	T49	12,340.00
2004	68	68	66	75	277	T9	131,250.00
2005	72	77			149	CUT	
2009	70	72	74	73	289	T58	16,425.00
2010	71	72			143	CUT	

Total \$204,916.66

Beem, Rich (71.33)

Year	1st	2nd	3rd	4th	Total	Finish	Money
1999	73	71	68	71	283	T28	\$16,267.86
2000	75	69	71	72	287	T33	14,866.67
2001	74	67	71	73	285	T47	9,613.34
2002	76	78			154	CUT	
2003	75	70			145	CUT	
2007	64	68	69	72	273	T7	225,750.00
2008	68	74	71	72	285	T55	15,680.00

Total \$282,177.87

Begay III, Notah (72.50)

Year	1st	2nd	3rd	4th	Total	Finish	Money
1999	74	70	73	70	287	T54	\$5,625.00
2002	73	72			145	CUT	
2003	75	74			149	CUT	
2004	69	72	73	75	289	T71	10,237.50

Total \$15,862.50

Beiersdorf, Russell (76.50)

Year	1st	2nd	3rd	4th	Total	Finish	Money
1993	81	72			153	CUT	

Beljan, Charlie (71.50)

Year	1st	2nd	3rd	4th	Total	Finish	Money
2013	71	72			143	CUT	

Bell, Brad (76.00)

Year	1st	2nd	3rd	4th	Total	Finish	Money
1991	73	72			145	CUT	
1992	82	77			159	CUT	

Beman, Deane (72.15)

Year	1st	2nd	3rd	4th	Total	Finish	Money
1967	74	72			146	CUT	
1970	78	67			145	CUT	
1971	74	70	77	72	293	T72	\$333.33
1972	71	68	76	66	281	T15	3,875.00
1973	73				73	DQ	

Total \$4,208.33

Bembridge, Maurice (71.75)

Year	1st	2nd	3rd	4th	Total	Finish	Money
1970	74	68	74	71	287	T59	\$312.50

Total \$312.50

Bender, Mike (75.50)

Year	1st	2nd	3rd	4th	Total	Finish	Money
1987	77	74			151	CUT	

Benepe, Jim (72.75)

Year	1st	2nd	3rd	4th	Total	Finish	Money
1989	79	75			154	CUT	
1990	70	71	68	72	281	T24	\$7,566.66
1991	78	69			147	CUT	

Total \$7,566.66

Bengoechea, Aaron (72.75)

Year	1st	2nd	3rd	4th	Total	Finish	Money
2000	72	71	74	74	291	T57	\$6,600.00

Total \$6,600.00

Benning, Bob (74.00)

Year	1st	2nd	3rd	4th	Total	Finish	Money
1967	75	70	75	76	296	T74	

Bensel, Frank (74.50)

Year	1st	2nd	3rd	4th	Total	Finish	Money
1998	76	73			149	CUT	
2006	76	73			149	CUT	

Benson, Bob (75.25)

Year	1st	2nd	3rd	4th	Total	Finish	Money
1970	77	73			150	CUT	
1977	78	73			151	CUT	

Berganio, Jr., David (72.19)

Year	1st	2nd	3rd	4th	Total	Finish	Money
1997	73	69	71	72	285	T33	\$8,100.00
1998	74				74	W/D	
1999	72	73	69	74	288	T62	5,325.00
2000	73	71	74	68	286	T29	19,950.00
2001	69	73	71	77	290	T65	7,245.00
2002	73	71			144	CUT	
2003	71	78			149	CUT	

Total \$40,620.00

Berger, Daniel (73.00)

Year	1st	2nd	3rd	4th	Total	Finish	Money
2015	73	74			147	CUT	
2016	71	72	74	74	291	T70	\$16,745.00

Total \$16,745.00

Bertoncino, Jim (75.00)

Year	1st	2nd	3rd	4th	Total	Finish	Money
1982	77	73			150	CUT	

Individual Player Records

Bertsch, Shane (72.92)

Year	1st	2nd	3rd	4th	Total	Finish	Money
1996	77	67	74	69	287	T40	\$4,920.00
1997	79	69			148	CUT	
2006	72	71	74	77	294	T70	11,270.00
2008	73	73			146	CUT	

Total \$16,190.00

Bess, Scott (75.50)

Year	1st	2nd	3rd	4th	Total	Finish	Money
1979	73	78			151	CUT	

Bettencourt, Matt (73.33)

Year	1st	2nd	3rd	4th	Total	Finish	Money
2009	77	71			148	CUT	
2010	74	75			149	CUT	
2011	73	70			143	CUT	

Biancalana, Roy (73.25)

Year	1st	2nd	3rd	4th	Total	Finish	Money
1988	75	71			146	CUT	
1989	71	76			147	CUT	

Bies, Don (71.08)

Year	1st	2nd	3rd	4th	Total	Finish	Money
1967	69	72	71	74	286	T37	\$1,281.25
1968	70	66	73	69	278	T11	5,500.00
1969	68	69	73	74	284	T25	1,887.50
1970	74	71			145	CUT	
1971	68	71	72	72	283	T22	2,041.67
1972	78	74			152	CUT	
1973	70	67	70	72	279	T19	2,515.62
1974	70	65	70	66	271	2	28,500.00
1975	71	73	74	69	287	T49	615.00
1976	73	70	69	68	280	T23	2,286.00
1977	73	68	71	71	283	T23	2,587.50
1978	73	72			145	CUT	
1979	76	68	75	73	292	T62	860.00
1980	71	76			147	CUT	

Total \$48,074.54

Bisdorf, Bill (73.00)

Year	1st	2nd	3rd	4th	Total	Finish	Money
1967	74	70	74	74	292	T67	

Bizik, Vince (78.00)

Year	1st	2nd	3rd	4th	Total	Finish	Money
1973	78	78			156	CUT	

Bjorn, Thomas (75.50)

Year	1st	2nd	3rd	4th	Total	Finish	Money
2004	75	76			151	CUT	

Bjornstad, Henrik (74.50)

Year	1st	2nd	3rd	4th	Total	Finish	Money
2006	73	76			149	CUT	

Black, Doug (75.75)

Year	1st	2nd	3rd	4th	Total	Finish	Money
1982	70	73			143	CUT	
1983	76	84			160	DQ	

Black, Ronnie (72.50)

Year	1st	2nd	3rd	4th	Total	Finish	Money
1982	72	73			145	CUT	
1988	72	71	73	71	287	T36	\$3,084.25
1989	69	71	69	68	277	2	108,000.00
1990	69	75			144	CUT	
1991	71	73			144	CUT	
1992	70	74	70	78	292	T65	2,070.00
1993	77	71			148	CUT	
1994	70	71	65	76	282	T27	7,494.55
1995	71	76			147	CUT	
1996	69	74	78	71	292	T73	2,268.00
1997	71	72	74	72	289	T54	3,360.00
1998	76	79			155	CUT	
1999	71	79			150	CUT	
2000	75	73			148	CUT	

Total \$126,276.80

Blackburn, Mike (76.00)

Year	1st	2nd	3rd	4th	Total	Finish	Money
1988	76	76			152	CUT	

Blackburn, Woody (74.00)

Year	1st	2nd	3rd	4th	Total	Finish	Money
1976	73	75			148	CUT	
1977	73	76			149	CUT	
1978	73	79			152	CUT	
1980	72	67	70	77	286	T39	\$1,520.00
1981	77	70			147	CUT	
1982	77	70			147	CUT	
1983	80	80			160	CUT	
1984	75	70			145	CUT	
1985	67	71	73	73	284	T20	5,620.00
1986	78	73			151	CUT	
1987	77	78			155	CUT	

Total \$7,140.00

Blackmar, Phil (72.93)

Year	1st	2nd	3rd	4th	Total	Finish	Money
1985	70	73			143	W/D	
1986	75	77			152	CUT	
1987	73	77			150	CUT	
1988	75	77			152	CUT	
1990	71	72	68	70	281	T24	\$7,566.67
1993	75	71	67	73	286	T16	14,500.00
1994	68	72	68	77	285	T50	2,922.00
1995	71	74	73	79	297	T74	2,280.00
1996	80	74			154	CUT	
2000	72	69	74	73	288	T42	9,420.00

Total \$36,688.67

Blair, James (72.50)

Year	1st	2nd	3rd	4th	Total	Finish	Money
1984	73	72			145	CUT	

Blair, Zac (70.25)

Year	1st	2nd	3rd	4th	Total	Finish	Money
2015	69	68	67	66	270	T4	\$363,000.00
2016	70	72	77	73	292	T74	16,150.00

Total \$379,150.00

Individual Player Records

Blake, Jay Don (71.86)

Year	1st	2nd	3rd	4th	Total	Finish	Money
1987	73	74			147	CUT	
1988	71	72	72	67	282	T12	\$13,300.00
1990	73	71			144	CUT	
2001	73	73			146	CUT	
2002	71	73			144	CUT	
2003	73	70			143	CUT	

Total \$13,300.00

Blancas, Homero (71.65)

Year	1st	2nd	3rd	4th	Total	Finish	Money
1967	74	71	74	77	296	T74	
1968	74	72			146	CUT	
1969	70	71	74	70	285	T31	\$1,428.13
1970	74	67	67	71	279	T13	4,375.00
1971	69	73	77	74	293	T72	333.00
1972	71	68	72	65	276	4	11,750.00
1973	69	69	72	69	279	T19	2,515.62
1974	70	69	71	71	281	T21	2,375.00
1975	70	74	77	69	290	T60	468.67
1976	71	74			145	CUT	
1977	79	73			152	CUT	
1978	74	70			144	CUT	

Total \$23,245.42

Blanks, Kris (71.80)

Year	1st	2nd	3rd	4th	Total	Finish	Money
2010	76	76			152	CUT	
2011	67	69	71		207	T58	\$17,520.00

Total \$17,520.00

Blixt, Jonas (72.31)

Year	1st	2nd	3rd	4th	Total	Finish	Money
2012	67	73	73	73	286	T46	\$21,080.00
2013	69	67	70	81	287	T58	17,680.00
2014	75	70			145	CUT	
2015	72	75			147	CUT	
2016	68	74	74	76	292	T74	16,150.00

Total \$54,910.00

Blocker, Chris (72.13)

Year	1st	2nd	3rd	4th	Total	Finish	Money
1967	70	73	70	72	285	T30	\$1,625.00
1968	72	73			145	CUT	
1969	72	76			148	CUT	
1970	72	71	72	74	289	T70	312.50
1972	71	72	70	74	287	T44	705.00

Total \$2,642.50

Bohen, Marty (74.00)

Year	1st	2nd	3rd	4th	Total	Finish	Money
1972	74	70	73	72	289	T54	\$416.67
1973	71	71	75	70	287	T60	493.50
1974	82				82	W/D	
1977	76	73			149	CUT	
1978	75	75			150	CUT	
1982	74	74			148	CUT	
1983	77	76			153	CUT	

Total \$910.17

Bohn, Jason (71.85)

Year	1st	2nd	3rd	4th	Total	Finish	Money
2004	72	68	76	73	289	T71	\$10,237.50
2006	76	64	72	67	279	T9	155,250.00
2009	74	74			148	CUT	
2010	73	76			149	CUT	
2012	78				78	W/D	
2013	75	72			147	CUT	
2014	68	71	74	72	285	T61	17,120.00
2015	71	64	72	65	272	T9	231,000.00
2016	71	74	74	74	293	T77	15,810.00

Total \$429,417.50

Boldt, Rob (71.67)

Year	1st	2nd	3rd	4th	Total	Finish	Money
1994	73	71	72	68	284	T44	\$3,628.00
1995	73	73			146	CUT	

Total \$3,628.00

Bolli, Justin (72.00)

Year	1st	2nd	3rd	4th	Total	Finish	Money
2005	71	77			148	CUT	
2008	71	71	72	70	284	T48	\$17,400.00

Total \$17,400.00

Bolling, Charles (75.50)

Year	1st	2nd	3rd	4th	Total	Finish	Money
1983	76	78			154	CUT	
1985	76	74			150	CUT	
1986	74	77			151	CUT	
1987	72	75			147	CUT	
1997	78	74			152	CUT	
2001	80	73			153	CUT	
2003	79	71			150	CUT	
						Total	

Bollman, David (74.00)

Year	1st	2nd	3rd	4th	Total	Finish	Money
1970	76	72			148	CUT	

Bolt, Tommy (71.75)

Year	1st	2nd	3rd	4th	Total	Finish	Money
1967	72	70	73	72	287	T41	\$850.00
1968	69	73	74	70	286	T50	100.00
1969	66	71	71	75	283	T14	3,277.27
1970	73	68	73	76	290	T73	312.50
1971	71	73	73	72	289	T58	333.34

Total \$4,873.11

Bondeson, Paul (74.00)

Year	1st	2nd	3rd	4th	Total	Finish	Money
1967	74	74			148	CUT	
1968	74				74	W/D	

Booker, Eric (72.50)

Year	1st	2nd	3rd	4th	Total	Finish	Money
1999	73	72	68	76	289	T66	\$5,100.00
2000	75	71			146	CUT	

Total \$5,100.00

Booker, Michael (76.50)

Year	1st	2nd	3rd	4th	Total	Finish	Money
1978	74	79			153	CUT	

Booker, Mike (71.50)

Year	1st	2nd	3rd	4th	Total	Finish	Money
1982	72	71			143	CUT	

Individual Player Records

Booros, Jim (72.57)

Year	1st	2nd	3rd	4th	Total	Finish	Money
1977	72	78			150	CUT	
1981	74	71	72	72	289	T40	\$1,365.60
1983	73	69	71	71	284	T16	6,750.00
1984	80				80	W/D	
1988	73	73			146	CUT	
1989	70	72	72	77	291	T54	2,290.00
1990	70	72	68	75	285	T50	2,348.89
1991	70	74			144	CUT	

Total \$12,754.49

Borek, Gene (73.13)

Year	1st	2nd	3rd	4th	Total	Finish	Money
1967	73	75			148	CUT	
1968	77	76			153	CUT	
1969	74	76			150	CUT	
1970	75	73			148	CUT	
1971	77	74			151	CUT	
1972	74	73			147	CUT	
1973	72	71	69	74	286	T54	\$543.83
1974	72	74			146	CUT	
1977	73	70	69	73	285	T30	1,863.00
1978	69	71	70	75	285	T44	930.00
1979	73	77			150	CUT	
1980	70	75			145	CUT	

Total \$3,336.83

Boros, Guy (73.11)

Year	1st	2nd	3rd	4th	Total	Finish	Money
1994	74	73			147	CUT	
1996	74	69	73	72	288	T43	\$3,506.40
1998	74	74			148	CUT	
2004	75				75	DQ	

Total \$3,506.40

Boros, Julius (71.14)

Year	1st	2nd	3rd	4th	Total	Finish	Money
1967	71	69	68	74	282	T18	\$3,375.00
1968	70	65	69	68	272	1	50,000.00
1969	71	74	71	72	288	T48	520.48
1970	73	68	73	70	284	T41	835.72
1971	73	75			148	CUT	
1972	78				78	W/D	
1973	75	73			148	CUT	
1975	70	66	70	65	271	2	28,500.00
1976	74	71			145	CUT	
1977	76				76	W/D	

Total \$83,231.20

Botts, Rafe (73.88)

Year	1st	2nd	3rd	4th	Total	Finish	Money
1967	70	71	78	73	292	T67	
1970	75	77			152	CUT	
1974	74	73			147	CUT	

Bourne, Bob (73.50)

Year	1st	2nd	3rd	4th	Total	Finish	Money
1971	75	72			147	CUT	

Boutell, George (72.13)

Year	1st	2nd	3rd	4th	Total	Finish	Money
1968	74	72			146	CUT	
1971	68	70	72	70	280	T9	\$6,500.00
1972	78	73			151	CUT	

Total \$6,500.00

Bowden, Craig (72.78)

Year	1st	2nd	3rd	4th	Total	Finish	Money
1997	74	74			148	CUT	
2000	77				77	W/D	
2001	75	70			145	CUT	
2004	71	69	72	73	285	T55	\$11,865.00

Total \$11,865.00

Bowditch, Steven (70.42)

Year	1st	2nd	3rd	4th	Total	Finish	Money
2011	75	68			143	CUT	
2013	75	74			149	CUT	
2014	68	72	70	69	279	T22	\$70,200.00
2015	71	67	72	64	274	T13	159,500.00

Total \$229,700.00

Bowerman, Gary (78.00)

Year	1st	2nd	3rd	4th	Total	Finish	Money
1970	79	77			156	CUT	

Bowles, Charlie (71.50)

Year	1st	2nd	3rd	4th	Total	Finish	Money
1991	68	74	73	71	286	T50	\$2,460.00

Total \$2,460.00

Bowman, Steve (73.17)

Year	1st	2nd	3rd	4th	Total	Finish	Money
1985	73	76			149	CUT	
1986	69	72	77	72	290	T56	\$1,326.00

Total \$1,326.00

Boyd, Bob (73.50)

Year	1st	2nd	3rd	4th	Total	Finish	Money
1983	72	68	75	78	293	T68	\$895.50
1984	73	75			148	CUT	

Total \$895.50

Boynton, Frank (73.67)

Year	1st	2nd	3rd	4th	Total	Finish	Money
1968	74	75			149	CUT	
1969	76	68	75	74	293	T66	\$476.19

Total \$476.19

Bradley, Keegan (71.39)

Year	1st	2nd	3rd	4th	Total	Finish	Money
2011	69	74			143	CUT	
2012	71	73			144	CUT	
2013	72	63	74	72	281	T33	\$44,200.00
2014	68	73	70	72	283	T53	18,520.00
2015	71	76			147	CUT	
2016	70	71	74	72	287	T53	19,404.29

Total \$82,124.29

Bradley, Michael (72.33)

Year	1st	2nd	3rd	4th	Total	Finish	Money
1993	75	75			150	CUT	
2000	71	74			145	CUT	
2011	71	68			139	CUT	

Brannan, Michael (74.08)

Year	1st	2nd	3rd	4th	Total	Finish	Money
1979	78	78			156	CUT	
1980	70	74			144	CUT	
1981	78	79			157	CUT	
1982	75	68			143	CUT	
1983	74	68	72	75	289	T41	\$1,492.00

Total \$1,492.00

Individual Player Records

Branshaw, David (71.00)

Year	1st	2nd	3rd	4th	Total	Finish	Money
2004	72	70			142	CUT	

Bratton, Alan (75.50)

Year	1st	2nd	3rd	4th	Total	Finish	Money
1999	78	73			151	CUT	

Brauch, Tim (84.00)

Year	1st	2nd	3rd	4th	Total	Finish	Money
1982	84				84	W/D	

Brehaut, Jeff (72.61)

Year	1st	2nd	3rd	4th	Total	Finish	Money
1999	78	76			154	CUT	
2001	73	72			145	CUT	
2002	74	74			148	CUT	
2003	73	65	75	70	283	T36	\$22,535.71
2004	73	73			146	CUT	
2005	70	70	72	71	283	T12	112,700.00
2006	71	77			148	CUT	

Total \$135,235.71

Brewer, Gay (71.50)

Year	1st	2nd	3rd	4th	Total	Finish	Money
1967	70	75	68	75	288	T47	\$179.16
1968	72	66	72	72	282	T23	2,034.72
1969	73	65	72	73	283	T14	3,277.27
1970	75	72			147	CUT	
1971	72	79			151	CUT	
1972	69	69	68	72	278	T7	7,687.50
1973	69	70	73	71	283	T39	1,025.00
1974	71	74			145	CUT	
1975	74	75			149	CUT	
1976	66	73	73	67	279	T17	3,750.00
1977	75	75			150	CUT	
1978	71	71	69	71	282	T29	1,907.50

Total \$19,861.15

Briggs, Danny (73.19)

Year	1st	2nd	3rd	4th	Total	Finish	Money
1986	74	70	74	78	296	T74	\$1,146.00
1988	79	75			154	CUT	
2000	70	71	70	74	285	T24	24,900.00
2004	74	73			147	CUT	
2005	72	72	72	73	289	T46	15,939.00

Total \$41,985.00

Brigham, Don (75.50)

Year	1st	2nd	3rd	4th	Total	Finish	Money
1978	72	79			151	CUT	

Bright, Mike (73.00)

Year	1st	2nd	3rd	4th	Total	Finish	Money
1985	72	74			146	CUT	

Brigman, D.J. (72.00)

Year	1st	2nd	3rd	4th	Total	Finish	Money
2004	71	69	71	72	283	T42	\$15,807.27
2005	73	76			149	CUT	

Total \$15,807.27

Brisky, Mike (72.65)

Year	1st	2nd	3rd	4th	Total	Finish	Money
1995	70	72	67	75	284	T18	\$14,100.00
1996	72	72	72	73	289	T53	2,714.66
1998	73	73	81		227	81	3,204.00
1999	74	69	73	69	285	T41	9,250.00
2000	77	73			150	CUT	

Total \$29,268.66

Britton, Bill (72.31)

Year	1st	2nd	3rd	4th	Total	Finish	Money
1981	77	73			150	CUT	
1982	71	72			143	CUT	
1983	74	75			149	CUT	
1984	74	69	73	72	288	T55	\$1,135.00
1985	74	69	74	74	291	T53	1,157.50
1987	75	69	72	74	290	T52	1,392.00
1988	76	70			146	CUT	
1989	73	67	73	76	289	T47	2,568.58
1990	66	70	72	70	278	13	21,000.00
1991	73	71			144	CUT	
1992	71	67	69	72	279	T9	25,000.00
1993	73	74	71	69	287	T22	10,000.00
1994	71	73	76	71	291	T67	2,460.00
1995	74	69	75	75	293	T65	2,460.00
1997	79	74			153	CUT	

Total \$67,173.08

Brodie, Steve (71.75)

Year	1st	2nd	3rd	4th	Total	Finish	Money
1994	66	76	72	74	288	T58	\$2,652.00
1995	72	69	70	75	286	T29	7,465.71

Total \$10,117.71

Brooks, Mark (72.43)

Year	1st	2nd	3rd	4th	Total	Finish	Money
1984	73	76			149	CUT	
1985	72	75			147	CUT	
1986	73	75			148	CUT	
1987	76	79			155	CUT	
1989	69	72	74	74	289	T47	\$2,568.57
1990	70	66	72	76	284	T43	3,120.00
1991	68	74	73	67	282	T23	8,225.00
1992	74	69	74	75	292	T65	2,070.00
1993	76	67	73	74	290	T34	5,275.00
1994	71	70	66	70	277	T8	32,400.00
1997	75	70	70	70	285	T33	8,100.00
1998	72	68	73		213	T32	9,340.00
1999	74	70	73	74	291	T72	4,850.00
2002	69	74	75	72	290	T73	6,615.00
2004	72	76			148	CUT	
2005	76	76			152	CUT	
2006	74	73			147	CUT	

Total \$82,563.57

Brown, Billy Ray (72.85)

Year	1st	2nd	3rd	4th	Total	Finish	Money
1988	68	74	76	75	293	T62	\$1,484.00
1989	70	79			149	CUT	
1991	72	70	73	74	289	T59	2,190.00
1992	70	75	71	72	288	T50	2,362.50
1994	73	74			147	CUT	
1995	75	69	68	74	286	T29	7,465.71
1996	73	79			152	CUT	
1997	72	67	71	80	290	T63	3,165.00

Total \$16,667.21

Individual Player Records

Brown, Cliff (72.25)

Year	1st	2nd	3rd	4th	Total	Finish	Money
1967	72	73	69	75	289	T59	

Brown, Mark (76.50)

Year	1st	2nd	3rd	4th	Total	Finish	Money
2006	76	77			153	CUT	

Brown, Pete (72.63)

Year	1st	2nd	3rd	4th	Total	Finish	Money
1968	75	77			152	CUT	
1970	73	74			147	CUT	
1971	76				76	W/D	
1972	74	76			150	CUT	
1973	72	69	69	69	279	T19	\$2,515.62
1974	74	72			146	CUT	
1977	70	74	74	68	286	T35	1,385.63
1978	74	70			144	CUT	

Total \$3,901.25

Brown, Scott (73.10)

Year	1st	2nd	3rd	4th	Total	Finish	Money
2013	70	70	78	70	288	T62	\$17,120.00
2014	72	74			146	CUT	
2015	76	71			147	CUT	
2016	81	69			150	CUT	

Total \$17,120.00

Browne, Olin (72.48)

Year	1st	2nd	3rd	4th	Total	Finish	Money
1992	75	74			149	CUT	
1994	74	72			146	CUT	
1996	70	72	74	73	289	T53	\$2,714.67
1997	77	72			149	CUT	
1998	73	73	70		216	T54	4,032.00
1999	75	77			152	CUT	
2000	70	77			147	CUT	
2001	71	71	69	67	278	T11	84,000.00
2002	71	74			145	CUT	
2003	73	71			144	CUT	
2004	73	70			143	CUT	
2006	73	71			144	CUT	

Total \$90,746.67

Bruckner, Greg (71.38)

Year	1st	2nd	3rd	4th	Total	Finish	Money
1990	68	71	72	72	283	T37	\$4,400.00
1991	73	69	72	74	288	T57	2,250.00

Total \$6,650.00

Bruno, Bob (74.57)

Year	1st	2nd	3rd	4th	Total	Finish	Money
1973	80				80	W/D	
1974	75	71			146	CUT	
1975	75	70			145	CUT	
1978	77	74			151	CUT	

Bryant, Bart (72.53)

Year	1st	2nd	3rd	4th	Total	Finish	Money
1991	68	69	71	74	282	T23	\$8,225.00
1995	70	71	73	71	285	T26	9,240.00
1996	72	77			149	CUT	
2000	70	73	77	73	293	T68	6,060.00
2001	71	82			153	CUT	
2002	73	71			144	CUT	
2004	72	68	72	70	282	T32	26,670.00
2005	74	81			155	CUT	
2007	72	70	70	73	285	T65	14,490.00
2008	72	76			148	CUT	

Total \$64,685.00

Bryant, Brad (71.98)

Year	1st	2nd	3rd	4th	Total	Finish	Money
1978	71	74			145	CUT	
1980	71	73			144	CUT	
1981	74	70	71	68	283	T16	\$5,800.00
1982	75	70			145	CUT	
1983	73	72	73	74	292	T65	936.00
1984	72	71	69	73	285	T41	1,850.00
1985	75	75			150	CUT	
1986	76	70			146	CUT	
1987	74	74			148	CUT	
1988	71	80			151	CUT	
1989	73	75			148	CUT	
1991	66	70	68	71	275	2	108,000.00
1992	73	73			146	CUT	
1993	78	71			149	CUT	
1994	70	67	73	70	280	T16	17,400.00
1995	71	71	71	73	286	T29	7,465.72
1996	70	71	72	71	284	T20	13,980.00
1999	71	73	76	66	286	T46	6,587.50

Total \$162,019.22

Buckle, Andrew (71.25)

Year	1st	2nd	3rd	4th	Total	Finish	Money
2007	71	69	71	74	285	T65	\$14,490.00

Total \$14,490.00

Buczek, John (75.00)

Year	1st	2nd	3rd	4th	Total	Finish	Money
1970	74	76			150	CUT	

Bugniagnet, Ed (81.50)

Year	1st	2nd	3rd	4th	Total	Finish	Money
1985	78	85			163	CUT	

Buha, Jason (73.50)

Year	1st	2nd	3rd	4th	Total	Finish	Money
2000	75	72			147	CUT	
2003	74	73			147	CUT	

Bullard, Jimmie (75.00)

Year	1st	2nd	3rd	4th	Total	Finish	Money
1975	74	76			150	CUT	

Burke Jr., Ed (78.25)

Year	1st	2nd	3rd	4th	Total	Finish	Money
1983	77	84			161	CUT	
1992	78	74			152	CUT	

Burke, Patrick (74.43)

Year	1st	2nd	3rd	4th	Total	Finish	Money
1990	73	75			148	CUT	
1993	71	74	79	73	297	T63	\$2,100.00
1997	76				76	W/D	

Total \$2,100.00

Burns, Bob (72.35)

Year	1st	2nd	3rd	4th	Total	Finish	Money
1994	71	67	70	68	276	T5	\$43,800.00
1995	72	71	71	78	292	T60	2,592.00
1999	76	72			148	CUT	
2000	72	72	75	73	292	T64	6,270.00
2001	73	74			147	CUT	
2002	76	70			146	CUT	
2004	74	72			146	CUT	

Total \$52,662.00

Individual Player Records

Burns, George (71.29)

Year	1st	2nd	3rd	4th	Total	Finish	Money
1975	77	67	71	67	282	T21	\$2,257.15
1976	71	68	74	71	284	T53	675.00
1977	69	67	75	66	277	T4	13,200.00
1978	73	74			147	CUT	
1979	69	70	72	70	281	T7	12,466.67
1980	65	72	69	72	278	T7	11,640.00
1981	71	74	69	65	279	5	16,000.00
1982	71	67	66	71	275	T11	8,200.00
1983	72	75	70	72	289	T41	1,492.00
1984	74	67	68	74	283	T31	2,965.20
1985	66	66	73	70	275	T2	44,000.00
1986	74	73			147	CUT	
1987	75	72			147	CUT	
1988	74	73			147	CUT	
1989	76	74			150	CUT	
1990	74	68	77	67	286	T59	2,140.00
1996	75	75			150	CUT	
1997	77	69			146	CUT	
1998	83				83	W/D	

Total \$115,036.02

Burroughs, Clark (73.00)

Year	1st	2nd	3rd	4th	Total	Finish	Money
1988	73	72	74	71	290	T52	\$1,666.00
1989	73	72			145	CUT	
1990	75	73			148	CUT	
1995	69	76	73	75	293	T65	2,460.00

Total \$4,126.00

Burton, Kevin (73.00)

Year	1st	2nd	3rd	4th	Total	Finish	Money
1997	76	70			146	CUT	

Butler, Duke (72.50)

Year	1st	2nd	3rd	4th	Total	Finish	Money
1976	76	69			145	CUT	

Buttner, Bill (72.44)

Year	1st	2nd	3rd	4th	Total	Finish	Money
1985	73	74			147	CUT	
1988	69	69	74	76	288	T44	\$2,240.00
1989	70	70	70	74	284	T23	8,428.57
1990	72	70	72	72	286	T59	2,140.00
1991	67	77			144	CUT	
1992	79	76			155	CUT	

Total \$12,808.57

Byman, Bob (73.33)

Year	1st	2nd	3rd	4th	Total	Finish	Money
1978	76	68			144	CUT	
1979	69	71	75	70	285	T23	\$3,371.43
1981	75	71	74	75	295	65	840.00
1983	75	81			156	CUT	

Total \$4,211.43

Byman, Ed (77.00)

Year	1st	2nd	3rd	4th	Total	Finish	Money
1979	77	77			154	CUT	

Byrd, Jonathan (71.03)

Year	1st	2nd	3rd	4th	Total	Finish	Money
2002	75	67	70	76	288	T64	\$7,210.00
2003	72	70	69	72	283	T36	22,535.71
2004	67	70	71	80	288	T69	10,552.50
2007	74	72			146	CUT	
2008	72	70	73	70	285	T55	15,680.00
2009	72	74	67	70	283	T24	63,937.50
2010	67	72	75	71	285	T56	16,875.00
2011	65	66	67		198	5	320,000.00
2012	71	75			146	CUT	

Total \$456,790.71

Byrum, Curt (73.18)

Year	1st	2nd	3rd	4th	Total	Finish	Money
1983	73	79			152	CUT	
1984	68	67	74	71	280	T17	\$7,250.00
1985	75	75			150	CUT	
1987	69	69	74	72	284	T21	5,802.85
1988	81	75			156	CUT	
1989	69	74	73	73	289	T47	2,568.57
1990	74	72			146	CUT	
1991	78	73			151	CUT	
1992	76	71			147	CUT	
1994	75	70			145	CUT	
1995	70	73	73	77	293	T65	2,460.00
1996	73	74			147	CUT	
1997	70	78			148	CUT	

Total \$18,081.42

Byrum, Tom (71.84)

Year	1st	2nd	3rd	4th	Total	Finish	Money
1986	75	73			148	CUT	
1987	80	72			152	CUT	
1988	70	79			149	CUT	
1989	68	72	69	74	283	T18	\$13,040.00
1991	79	74			153	CUT	
1995	74	70	71	76	291	T55	2,712.00
1996	71	77			148	CUT	
1997	71	67	71	74	283	T21	15,000.00
1998	69	71	66		206	T5	68,400.00
1999	68	70	70	72	280	T10	51,875.00
2000	73	70	73	76	292	T64	6,270.00
2001	69	69	75	71	284	T37	14,000.00
2003	74	69			143	CUT	
2004	71	64	68	71	274	T4	217,000.00
2005	70	71	75	71	287	T32	30,475.00
2006	74	73			147	CUT	

Total \$418,772.00

Cable, GW (74.00)

Year	1st	2nd	3rd	4th	Total	Finish	Money
2005	74	74			148	CUT	

Cabrera, Angel (71.33)

Year	1st	2nd	3rd	4th	Total	Finish	Money
2002	69	73	71	69	282	T33	\$18,491.67
2006	75	71			146	CUT	
2007	74	69			143	CUT	
2008	69	67	72	72	280	T19	84,840.00
2009	72	80			152	CUT	
2010	68	71	69	70	278	T15	116,250.00
2013	75	77			152	CUT	
2014	71	69	69	70	279	T22	70,200.00

Total \$289,781.67

Individual Player Records

Cadle, George (71.26)

Year	1st	2nd	3rd	4th	Total	Finish	Money
1975	71	69	69	69	278	T9	\$6,000.00
1976	71	73			144	CUT	
1977	76	70			146	CUT	
1978	77				77	W/D	
1979	75	72			147	CUT	
1980	68	65	70	74	277	T4	16,533.33
1981	67	72	78	73	290	T50	945.00
1982	70	70	73	69	282	T47	995.20
1984	70	69	73	71	283	T31	2,965.20

Total \$27,438.73

Cagigal, Henry (78.50)

Year	1st	2nd	3rd	4th	Total	Finish	Money
1990	74	83			157	CUT	

Calcavecchia, Mark (72.95)

Year	1st	2nd	3rd	4th	Total	Finish	Money
1982	73	77			150	CUT	
1983	83	74			157	CUT	
1984	74	73			147	CUT	
1985	73	76			149	CUT	
1986	74	74			148	CUT	
1988	72	73	72	76	293	T62	\$1,484.00
1997	71	67	75	71	284	T27	10,425.00
1998	67	71	73		211	T17	23,554.28
1999	74	70	71	76	291	T72	4,850.00
2003	71	74			145	CUT	
2005	76	69	77	74	296	69	11,615.00
2006	71	70	80	76	297	T81	10,177.50
2007	67	75	65	65	272	T4	289,333.34
2008	75	74			149	CUT	
2009	69	79			148	CUT	

Total \$351,439.12

Caldwell, Rex (72.39)

Year	1st	2nd	3rd	4th	Total	Finish	Money
1976	71	71	68	71	281	T33	\$1,551.43
1978	67	75	66	73	281	T23	2,480.00
1979	77	68	69	69	283	T13	7,500.00
1980	74	73			147	CUT	
1981	76	71			147	CUT	
1982	69	68	72	70	279	T31	2,425.00
1983	77	73			150	CUT	
1984	72	70	75	74	291	T61	1,085.00
1985	76	72			148	CUT	
1986	75	69	72	73	289	T48	1,477.50
1987	82	73			155	CUT	
1989	74	76			150	CUT	
1995	77	73			150	CUT	

Total \$16,518.93

Calfee, Bill (71.75)

Year	1st	2nd	3rd	4th	Total	Finish	Money
1976	69	74	71	71	285	T53	\$600.00
1978	70	73	69	70	282	T29	1,907.50
1979	74	73			147	CUT	
1981	72	75			147	CUT	

Total \$2,507.50

Calvin, Roger (74.20)

Year	1st	2nd	3rd	4th	Total	Finish	Money
1981	76	70	75	73	294	64	\$848.00
1982	77				77	W/D	

Total \$848.00

Campbell, Chad (72.14)

Year	1st	2nd	3rd	4th	Total	Finish	Money
2002	77	76			153	CUT	
2004	71	71			142	CUT	
2006	77	74			151	CUT	
2007	70	75			145	CUT	
2008	71	72	69	76	288	T65	\$14,560.00
2009	72	75	70	70	287	T46	20,400.00
2010	72	69	72	73	286	T60	16,275.00
2011	67	67	72		206	T52	18,560.00
2012	77	67			144	CUT	
2015	71	73			144	CUT	
2016	73	73			146	CUT	

Total \$69,795.00

Campbell, Michael (72.75)

Year	1st	2nd	3rd	4th	Total	Finish	Money
2001	72	72	75	72	291	T69	\$6,895.00
2002	74	71			145	CUT	
2003	75	71			146	CUT	

Total \$6,895.00

Canipe, David (72.93)

Year	1st	2nd	3rd	4th	Total	Finish	Money
1987	78	75			153	CUT	
1989	72	73			145	CUT	
1990	74	74			148	CUT	
1991	67	73	73	72	285	T41	\$3,315.56
1992	74	70	70	76	290	61	2,180.00

Total \$5,495.56

Canonica, Emanuele (74.00)

Year	1st	2nd	3rd	4th	Total	Finish	Money
2001	76	72			148	CUT	

Caporale, Mike (77.00)

Year	1st	2nd	3rd	4th	Total	Finish	Money
1996	77	77			154	CUT	

Cardenas, Joe (74.50)

Year	1st	2nd	3rd	4th	Total	Finish	Money
1970	76	73			149	CUT	

Cardi, Frank (76.57)

Year	1st	2nd	3rd	4th	Total	Finish	Money
1967	78	74			152	CUT	
1968	76	75			151	CUT	
1972	77	78			155	CUT	
1973	77	72			149	CUT	
1974	79	80			159	CUT	
1975	77	75			152	CUT	
1977	78	76			154	CUT	

Carmichael, Sam (72.00)

Year	1st	2nd	3rd	4th	Total	Finish	Money
1967	74	68	74	72	288	T47	\$179.17

Total \$179.17

Carnevale, Mark (71.82)

Year	1st	2nd	3rd	4th	Total	Finish	Money
1992	74	66	71	72	283	T26	\$7,550.00
1993	75	78			153	CUT	
1994	72	69	72	70	283	T38	5,040.00
1995	74	71	69	71	285	T26	9,240.00
1998	72	73	72		217	T63	3,780.00

Total \$25,610.00

Caron, Jason (72.75)

Year	1st	2nd	3rd	4th	Total	Finish	Money
2000	71	76			147	CUT	
2003	73	71			144	CUT	

Individual Player Records

Carter, Jim (71.52)

Year	1st	2nd	3rd	4th	Total	Finish	Money
1987	76	71			147	CUT	
1988	74	71	72	70	287	T36	\$3,084.25
1989	72	74			146	CUT	
1990	71	72	70	76	289	T76	1,850.00
1995	69	72	74	71	286	T29	7,465.72
1996	74	70	74	72	290	T62	2,520.00
1997	69	70	71	65	275	5	60,000.00
1999	67	72	66	74	279	T5	84,750.00
2000	69	72	67	73	281	T11	72,000.00
2001	73	67	72	76	288	T56	7,770.00
2002	67	72	73	73	285	T50	8,442.00
2003	73	71			144	CUT	
2004	76	68			144	CUT	
2005	76	73			149	CUT	

Total \$247,881.97

Carter, Tom (72.75)

Year	1st	2nd	3rd	4th	Total	Finish	Money
2004	70	69	77	75	291	T76	\$9,712.50

Total \$9,712.50

Casey, Paul (69.85)

Year	1st	2nd	3rd	4th	Total	Finish	Money
2008	66	71	69	72	278	T7	\$203,700.00
2010	69	69	70	69	277	T12	157,500.00
2014	66	71	71	71	279	T22	70,200.00
2015	66	76	69	68	279	T39	33,000.00
2016	71	70	71	72	284	T31	45,220.00

Total \$509,620.00

Casper, Billy (70.95)

Year	1st	2nd	3rd	4th	Total	Finish	Money
1967	72	73	71	73	289	T59	
1968	70	71	67	67	275	5	\$10,750.00
1969	72	71	70	70	283	T14	3,277.27
1970	73	66	69	76	284	T41	835.71
1976	72	70	73	68	283	T48	759.00
1979	75	72			147	CUT	

Total \$15,621.98

Castro, Roberto (70.38)

Year	1st	2nd	3rd	4th	Total	Finish	Money
2012	76	67	69	71	283	T24	\$56,700.00
2013	70	70	69	71	280	T25	58,500.00

Total \$115,200.00

Cauley, Bud (70.25)

Year	1st	2nd	3rd	4th	Total	Finish	Money
2012	71	71	72	67	281	T10	\$160,888.89

Total \$160,888.89

Caygill, Alex (74.00)

Year	1st	2nd	3rd	4th	Total	Finish	Money
1970	76	72			148	CUT	

Cejka, Alex (72.00)

Year	1st	2nd	3rd	4th	Total	Finish	Money
2003	70	69	66	74	279	T22	\$45,071.43
2004	70	69	73	76	288	T69	10,552.50
2005	72	72	76	70	290	T51	13,531.67
2006	72	72			144	CUT	
2007	73	70			143	CUT	
2009	71	72	77	73	293	T73	14,400.00
2010	73	74			147	CUT	
2015	68	76			144	CUT	

Total \$83,555.60

Cerda, Antonio (73.27)

Year	1st	2nd	3rd	4th	Total	Finish	Money
1978	72	73			145	CUT	
1979	71	74	76	71	292	T62	\$860.00
1981	77	74			151	CUT	
1982	73	70			143	CUT	
1983	76	72			148	CUT	
1986	74	79			153	CUT	
1987	78	68	73	71	290	T52	1,392.00
1988	70	73	74	73	290	T52	1,666.00

Total \$3,918.00

Cerrudo, Ron (72.19)

Year	1st	2nd	3rd	4th	Total	Finish	Money
1968	74	74			148	CUT	
1969	71	74	69	70	284	T25	\$1,887.50
1971	69	76	71	74	290	T62	333.33
1972	74	75			149	CUT	
1976	68	75	69	72	284	T53	675.00

Total \$2,895.83

Cesarino, Greg (76.75)

Year	1st	2nd	3rd	4th	Total	Finish	Money
1993	73	74	77	83	307	70	\$2,000.00

Total \$2,000.00

Chadwick, Mike (80.00)

Year	1st	2nd	3rd	4th	Total	Finish	Money
1984	83	77			160	CUT	

Chaffee, Jon (73.17)

Year	1st	2nd	3rd	4th	Total	Finish	Money
1980	74	69	72	72	287	T47	\$1,027.43
1992	77	75			152	CUT	

Total \$1,027.43

Chalmers, Greg (71.21)

Year	1st	2nd	3rd	4th	Total	Finish	Money
1999	68	75	69	70	282	T22	\$23,208.34
2000	73	72			145	CUT	
2002	74	68	72	76	290	T73	6,615.00
2003	71	73			144	CUT	
2009	74	82			156	CUT	
2010	70	71	69	71	281	T31	44,475.00
2011	70	68	67		205	T43	23,840.00
2012	70	70	68	72	280	9	232,000.00
2013	73	69	66	74	282	T37	36,800.00

Total \$366,938.34

Chamblee, Brandel (72.00)

Year	1st	2nd	3rd	4th	Total	Finish	Money
1988	70	68	73	69	280	T6	\$22,662.50
1991	73	74			147	CUT	
1992	74	70	73	75	292	T65	2,070.00
1993	67	74	76	73	290	T34	5,275.00
1994	78	73			151	CUT	
1997	73	71	69	71	284	T27	10,425.00
2001	73	69	74	71	287	T52	8,207.50
2002	70	71	73	71	285	T50	8,442.00
2003	70	72	73	73	288	T62	10,650.00

Total \$67,732.00

Chancey, Jim (75.25)

Year	1st	2nd	3rd	4th	Total	Finish	Money
1978	75	77			152	CUT	
1987	75	74			149	CUT	

Individual Player Records

Chappell, Kevin (70.10)

Year	1st	2nd	3rd	4th	Total	Finish	Money
2011	67	69	68		204	T32	\$39,781.82
2012	72	77			149	CUT	
2013	68	72	62	76	278	T15	132,000.00
2014	68	67	71	74	280	T30	46,500.00
2015	72	68	70	67	277	T24	66,825.00
2016	67	72	75	70	284	T31	45,220.00

Total \$330,326.82

Charles, Bob (71.00)

Year	1st	2nd	3rd	4th	Total	Finish	Money
1967	67	67	71	74	279	T9	\$6,500.00
1968	68	71	73	69	281	22	2,750.00
1969	71	73	70	73	287	T43	765.00
1970	69	72	68	71	280	T17	3,125.00
1971	73	68	67	73	281	T11	4,468.75
1972	75	75			150	CUT	
1975	70	71	72	73	286	T45	750.00
1976	69	71	72	74	286	T63	517.50

Total \$18,876.25

Cheesman, Barry (74.80)

Year	1st	2nd	3rd	4th	Total	Finish	Money
1988	71	78			149	CUT	
1991	73	71			144	CUT	
1993	73	73	74	75	295	T60	\$2,180.00
1998	75				75	W/D	
1999	80	73			153	CUT	
2000	78	80			158	CUT	
2001	72	76			148	CUT	

Total \$2,180.00

Chen, T.C. (73.64)

Year	1st	2nd	3rd	4th	Total	Finish	Money
1983	72	80			152	CUT	
1985	73	70	71	73	287	T36	\$2,304.00
1986	75	77			152	CUT	
1987	69	73	74	74	290	T52	1,392.00
1988	75	75			150	CUT	

Total \$3,696.00

Chen, T.M. (75.00)

Year	1st	2nd	3rd	4th	Total	Finish	Money
1986	78	72			150	CUT	

Chill, Lee (72.00)

Year	1st	2nd	3rd	4th	Total	Finish	Money
1982	73	71			144	CUT	

Choi, K.J. (71.55)

Year	1st	2nd	3rd	4th	Total	Finish	Money
2000	73	69	75	75	292	T64	\$6,270.00
2002	72	67	73	70	282	T33	18,491.67
2005	76	73			149	CUT	
2007	64	66	70	70	270	2	756,000.00
2008	74	69	68	68	279	T12	129,000.00
2009	73	76			149	CUT	
2010	68	75			143	CUT	
2011	70	67	67		204	T32	39,781.82
2012	67	71	80	75	293	T73	15,440.00
2013	71	71	73	76	291	T68	16,240.00
2014	68	75	72		215	T71	15,680.00
2016	78	74			152	CUT	

Total \$996,903.49

Chopra, Daniel (73.06)

Year	1st	2nd	3rd	4th	Total	Finish	Money
2004	69	70	71	73	283	T42	\$15,807.27
2005	75	74			149	CUT	
2006	72	72			144	CUT	
2007	77	82			159	CUT	
2008	72	73			145	CUT	
2009	77	69	71	72	289	T58	16,425.00

Total \$32,232.27

Christian, Gary (71.50)

Year	1st	2nd	3rd	4th	Total	Finish	Money
2012	66	71	77	72	286	T46	\$21,080.00

Total \$21,080.00

Christie, Michael (76.57)

Year	1st	2nd	3rd	4th	Total	Finish	Money
1997	78	76			154	CUT	
1998	75	81			156	CUT	
1999	75	72			147	CUT	
2000	79				79	W/D	

Cink, Stewart (70.43)

Year	1st	2nd	3rd	4th	Total	Finish	Money
1997	73	68	66	70	277	T6	\$50,250.00
1998	74	69	72		215	T47	4,623.43
1999	74	72			146	CUT	
2001	65	72	69	67	273	T3	182,000.00
2002	67	69	71	68	275	T5	133,000.00
2003	75	74			149	CUT	
2004	69	77			146	CUT	
2007	72	67	73	67	279	T25	49,035.00
2008	73	70	70	70	283	T38	26,600.00
2009	70	72	71	71	284	T28	53,250.00
2010	67	69	73	69	278	T15	116,250.00
2011	74	66			140	CUT	
2013	70	70	79	72	291	T68	16,240.00
2014	69	72	68	68	277	T15	132,000.00
2015	67	73	67	72	279	T39	33,000.00

Total \$796,248.43

Claar, Brian (72.30)

Year	1st	2nd	3rd	4th	Total	Finish	Money
1986	76	74			150	CUT	
1987	71	73	73	75	292	T64	\$1,254.00
1991	71	72	71	70	284	T38	4,500.00
1992	71	72	70	74	287	T45	2,928.00
1993	75	72	72	75	294	T55	2,260.00
1994	71	73	68	70	282	T27	7,494.55
1995	76	74			150	CUT	
1996	75	69	71	72	287	T40	4,920.00
1997	74	74			148	CUT	
1998	71	75	66		212	T24	13,927.50

Total \$37,284.05

Clampett, Bobby (72.64)

Year	1st	2nd	3rd	4th	Total	Finish	Money
1980	70	76			146	CUT	
1981	72	69	68	68	277	T2	\$29,866.67
1984	72	73			145	CUT	
1985	72	72	75	73	292	T57	1,115.00
1986	72	71	77	69	289	T48	1,477.50
1987	74	67	76	77	294	T68	1,212.00
1989	74	74			148	CUT	
1991	73	76			149	CUT	
1995	70	74	72	78	294	DQ	

Total \$33,671.17

Individual Player Records

Clark, Chris (75.00)

Year	1st	2nd	3rd	4th	Total	Finish	Money
1979	77	73			150	CUT	

Clark, Fred (79.00)

Year	1st	2nd	3rd	4th	Total	Finish	Money
1977	84	74			158	CUT	

Clark II, Michael (74.17)

Year	1st	2nd	3rd	4th	Total	Finish	Money
2000	72	73			145	CUT	
2002	75	71			146	CUT	
2003	78	76			154	CUT	

Clark, Tim (71.35)

Year	1st	2nd	3rd	4th	Total	Finish	Money
2003	70	74			144	CUT	
2004	68	72	68	69	277	T9	\$131,250.00
2005	74	70	68	71	283	T12	112,700.00
2006	70	71	78	73	292	T63	12,190.00
2007	69	68	72	68	277	T17	101,500.00
2008	70	69	73	71	283	T38	26,600.00
2009	71	70	71	71	283	T24	63,937.50
2010	70	74			144	CUT	
2012	70	72	67	72	281	T10	160,888.89
2013	75	74			149	CUT	
2014	76				76	W/D	
2015	77	74			151	CUT	

Total \$609,066.39

Clarke, Darren (71.00)

Year	1st	2nd	3rd	4th	Total	Finish	Money
1998	73	71	68		212	T24	\$13,927.50
2004	72	71			143	CUT	

Total \$13,927.50

Claxton, Paul (74.13)

Year	1st	2nd	3rd	4th	Total	Finish	Money
1997	74	69	76	77	296	T8	\$2,760.00
2002	74	72			146	CUT	
2005	76	75			151	CUT	

Total \$2,760.00

Claxton, Will (72.00)

Year	1st	2nd	3rd	4th	Total	Finish	Money
2012	70	74			144	CUT	

Clearwater, Keith (74.33)

Year	1st	2nd	3rd	4th	Total	Finish	Money
1987	74	72	67	71	284	T21	\$5,802.86
1989	73	73			146	CUT	
1995	84				84	W/D	
1997	76	76			152	CUT	
2001	73	70	78	75	296	T9	6,370.00
2004	74	79			153	CUT	

Total \$12,172.86

Cleary, John (77.00)

Year	1st	2nd	3rd	4th	Total	Finish	Money
1967	77	77			154	CUT	

Clements, Lennie (72.38)

Year	1st	2nd	3rd	4th	Total	Finish	Money
1981	77	75			152	CUT	
1983	71	73	78	74	296	T9	\$819.00
1984	70	73	73	75	291	T61	1,085.00
1985	70	73	76	66	285	T25	3,900.00
1986	74	67	74	69	284	T18	7,302.85
1987	73	69	72	71	285	T28	3,904.29
1988	71	74	73	78	296	T70	1,386.00
1989	71	76			147	CUT	
1990	71	72	71	72	286	T59	2,140.00
1992	75	70	73	70	288	T50	2,362.50
1993	74	73	72	70	289	T31	6,200.00
1994	73	68	72	69	282	T27	7,494.54
1998	76				76	W/D	

Total \$36,594.18

Coats, Jerry (78.50)

Year	1st	2nd	3rd	4th	Total	Finish	Money
1969	77	80			157	CUT	

Coceres, Jose (72.50)

Year	1st	2nd	3rd	4th	Total	Finish	Money
2001	72	75			147	CUT	
2002	68	68	71	73	280	T18	\$42,600.00
2004	69	68	70	79	286	T60	11,287.50
2005	74	78			152	CUT	
2007	75	75			150	CUT	

Total \$53,887.50

Cochran, Bobby (72.00)

Year	1st	2nd	3rd	4th	Total	Finish	Money
2000	74	69	69	76	288	T42	\$9,420.00

Total \$9,420.00

Cochran, Russ (71.86)

Year	1st	2nd	3rd	4th	Total	Finish	Money
1983	79	75			154	CUT	
1984	74	71			145	CUT	
1985	81				81	W/D	
1987	74	69	70	70	283	T17	\$8,700.00
1988	72	73	70	68	283	T18	9,128.00
1989	70	76			146	CUT	
1990	71	71	69	68	279	T14	16,500.00
1991	73	68	71	73	285	T41	3,315.55
1992	71	73	71		215	DQ	
1993	78	71			149	CUT	
1994	69	74	69	73	285	T50	2,922.00
1996	74	69	72	75	290	T62	2,520.00
1999	80				80	W/D	
2000	71	67	73	74	285	T24	24,900.00
2001	71	68	67	69	275	T8	105,000.00
2002	73	71			144	CUT	
2004	70	72			142	CUT	

Total \$172,985.55

Coghill, Gene (74.00)

Year	1st	2nd	3rd	4th	Total	Finish	Money
1967	72	76			148	CUT	

Individual Player Records

Colbert, Jim (71.03)

Year	1st	2nd	3rd	4th	Total	Finish	Money
1967	66	73	70	71	280	T12	\$4,937.50
1968	74	72			146	CUT	
1969	69	71	78	72	290	T58	476.19
1970	71	73	70	71	285	T48	414.28
1971	72	69	72	71	284	T31	1,505.00
1972	70	68	70	65	273	2	28,500.00
1973	69	71	70	73	283	T39	1,025.00
1974	70	69	70	68	277	T9	5,750.00
1975	73	68	71	74	286	T45	750.00
1976	71	70	72	72	285	T53	600.00
1977	70	76			146	CUT	
1978	73	72			145	CUT	
1979	76				76	W/D	
1980	70	72	71	71	284	T29	2,600.00
1981	72	70	72	70	284	T22	3,840.00
1982	69	65	68	71	273	T7	12,900.00
1983	76	74			150	CUT	
1984	67	71	72	72	282	T25	3,816.66
1985	70	70	73	72	285	T25	3,900.00
1986	70	74	73	70	287	T36	2,826.00
Total							\$73,840.63

Cole, Bobby (72.37)

Year	1st	2nd	3rd	4th	Total	Finish	Money
1968	70	70	77	79	296	75	
1969	78	73			151	CUT	
1970	74	68	75	70	287	T59	\$312.50
1972	75	72			147	CUT	
1973	70	68	65	73	276	T9	6,250.00
1974	73	71	72	70	286	T47	657.60
1975	71	69	76	74	290	T60	468.66
1977	70	66	77	74	287	T43	960.00
1978	74	72			146	CUT	
1980	76	70			146	CUT	
1982	75	73			148	CUT	
1987	73	72	70	75	290	T52	1,392.00
Total							\$10,040.76

Coles, Gavin (73.00)

Year	1st	2nd	3rd	4th	Total	Finish	Money
2003	72	73			145	CUT	
2005	72	73	70	78	293	T63	\$12,190.00
Total							\$12,190.00

Collins, Bill (71.96)

Year	1st	2nd	3rd	4th	Total	Finish	Money
1968	72	72	66	70	280	T19	\$3,250.00
1969	75	73			148	CUT	
1970	74	70	70	71	285	T48	414.29
1971	69	74	67	73	283	T22	2,041.00
1972	71	77			148	CUT	
1973	70	68	73	72	283	T39	1,025.00
1974	72	77			149	CUT	
1975	71	73	78	70	292	67	413.00
1976	76	71			147	CUT	
Total							\$7,143.29

Collins, Chad (72.33)

Year	1st	2nd	3rd	4th	Total	Finish	Money
2010	68	74	73	72	287	T64	\$15,675.00
2015	74	73			147	CUT	
Total							\$15,675.00

Commans, Ron (77.25)

Year	1st	2nd	3rd	4th	Total	Finish	Money
1982	73	73			146	CUT	
1985	79	84			163	CUT	

Compton, Erik (70.25)

Year	1st	2nd	3rd	4th	Total	Finish	Money
2013	72	70	72	70	284	T43	\$24,960.00
2014	68	69	70	71	278	T19	104,000.00
Total							\$128,960.00

Comstock, Byron (73.00)

Year	1st	2nd	3rd	4th	Total	Finish	Money
1968	74	72			146	CUT	
1973	73	73			146	CUT	

Conley, Tim (74.00)

Year	1st	2nd	3rd	4th	Total	Finish	Money
1998	73	73	76		222	79	\$3,276.00
Total							\$3,276.00

Connelly, Jack (73.00)

Year	1st	2nd	3rd	4th	Total	Finish	Money
1972	72	74			146	CUT	

Conner, Frank (72.36)

Year	1st	2nd	3rd	4th	Total	Finish	Money
1975	75	71			146	CUT	
1977	72	72	72	75	291	T60	\$562.50
1979	76	74			150	CUT	
1980	69	72	73	75	289	T60	860.00
1981	70	73	69	70	282	T12	8,100.00
1982	69	70	72	71	282	T47	995.20
1983	71	77			148	CUT	
1984	72	75			147	CUT	
1985	71	75			146	CUT	
1986	70	70	74	70	284	T18	7,302.86
1987	72	72	71	71	286	T35	2,832.86
1992	78	76			154	W/D	
Total							\$20,653.42

Coody, Charles (71.14)

Year	1st	2nd	3rd	4th	Total	Finish	Money
1967	71	69	73	66	279	T9	\$6,500.00
1968	74	71			145	CUT	
1969	71	72	73	70	286	T39	1,087.50
1970	71	70	71	68	280	T17	3,125.00
1971	71	76			147	CUT	
1972	71	71	72	73	287	T44	705.00
1973	69	72	71	72	284	T44	775.00
1974	70	71	68	73	282	T26	1,701.44
1975	71	67	71	71	280	T14	4,125.00
1976	71	72	75	69	287	T69	152.50
1977	67	68	72	72	279	T8	7,530.00
1978	73	71			144	CUT	
1979	72	73	72	68	285	T23	3,371.43
1980	68	72	70	70	280	16	6,800.00
1981	71	71	70	73	285	T27	3,020.00
1982	67	71	71	68	277	T19	4,514.29
1983	76	73			149	CUT	
1984	71	69	72	74	286	T46	1,337.14
1985	79				79	W/D	
1986	76	68	73	71	288	T41	2,100.00
Total							\$46,844.30

Individual Player Records

Cook, Jeff (78.50)

Year	1st	2nd	3rd	4th	Total	Finish	Money
1993	80	77			157	CUT	

Cook, John (71.89)

Year	1st	2nd	3rd	4th	Total	Finish	Money
1980	71	71	74	71	287	T47	\$1,027.43
1981	79	67	72	69	287	T33	2,260.00
1983	74	73	76	71	294	T74	859.50
1984	72	72	74	75	293	T65	1,040.00
1988	80	72			152	CUT	
1991	72	67	71	73	283	T31	5,671.43
1996	72	70	71	69	282	T11	25,440.00
1999	73	71	69	72	285	T41	9,250.00
2000	68	71	68	72	279	T5	101,700.00
2001	69	73	69	72	283	T32	19,810.00
2005	76	73			149	CUT	
2006	70	70	76	73	289	T53	13,248.00

Total \$180,306.36

Coon, Ross (74.00)

Year	1st	2nd	3rd	4th	Total	Finish	Money
1967	73	75			148	CUT	

Cooper, Carl (76.33)

Year	1st	2nd	3rd	4th	Total	Finish	Money
1990	77	83			160	CUT	
1991	74	75			149	CUT	
1992	74	75			149	CUT	

Coston, Jeff (74.00)

Year	1st	2nd	3rd	4th	Total	Finish	Money
1985	77	73			150	CUT	
1988	76	70			146	CUT	

Cotner, Kawika (77.00)

Year	1st	2nd	3rd	4th	Total	Finish	Money
1995	76	78			154	CUT	

Couch, Chris (72.36)

Year	1st	2nd	3rd	4th	Total	Finish	Money
1999	72	73	74	74	293	T76	\$4,650.00
2006	74	73			147	CUT	
2010	67	72	72	68	279	T21	75,000.00
2011	77				77	W/D	

Total \$79,650.00

Coughlan, Richie (73.57)

Year	1st	2nd	3rd	4th	Total	Finish	Money
1998	72				72	W/D	
2000	76	71			147	CUT	
2001	74	74			148	CUT	
2003	75	73			148	CUT	

Couples, Fred (71.01)

Year	1st	2nd	3rd	4th	Total	Finish	Money
1981	75	72			147	CUT	
1983	71	69	71	71	282	T8	\$13,500.00
1984	67	69	73	68	277	T8	15,000.00
1985	72	72	82	74	300	T76	935.00
1987	70	69	73	67	279	T7	19,350.00
1988	70	71	71	74	286	T30	4,252.66
1989	66	72	70	71	279	T5	35,125.00
1990	69	78			147	CUT	
1991	70	65	72	72	279	T10	24,000.00
1992	71	67	72	69	279	T9	25,000.00
1993	72	69	72	73	286	T16	14,500.00
1994	70	69	70	73	282	T27	7,494.54
1999	69	69	72	70	280	T10	51,875.00
2000	69	71	75	68	283	T16	48,000.00
2001	72	68	70	73	283	T32	19,810.00
2002	68	72	70	73	283	T39	13,650.00
2003	69	68	69	71	277	T13	91,000.00
2004	67	65	74	68	274	T4	217,000.00
2005	73	74			147	CUT	
2006	73	69	73	83	298	83	10,005.00
2008	75	72			147	CUT	
2009	71	76	69	70	286	T41	27,750.00

Total \$638,247.20

Courtney, Charles (71.71)

Year	1st	2nd	3rd	4th	Total	Finish	Money
1967	74	69	75	71	289	T59	
1968	76				76	W/D	
1969	72	75			147	CUT	
1970	73	69	71	73	286	T55	\$312.50
1971	69	74	69	76	288	T54	333.34
1972	72	70	74	70	286	T38	1,083.34
1973	71	69	68	71	279	T19	2,515.63
1974	70	68	73	72	283	T35	1,206.17
1975	74				74	W/D	

Total \$5,450.98

Cox, Kris (71.75)

Year	1st	2nd	3rd	4th	Total	Finish	Money
2004	67	71	68	74	280	T23	\$46,725.00
2006	73	69	76	76	294	T70	11,270.00

Total \$57,995.00

Cramer, Rick (72.50)

Year	1st	2nd	3rd	4th	Total	Finish	Money
1986	73	72	71	74	290	T56	\$1,326.00

Total \$1,326.00

Crampton, Bruce (70.08)

Year	1st	2nd	3rd	4th	Total	Finish	Money
1967	73	74			147	CUT	
1968	68	68	73	68	277	T8	\$7,083.34
1969	68	73	68	71	280	7	8,000.00
1970	67	71	68	67	273	1	50,000.00
1971	66	72	73	70	281	T11	4,468.75
1972	70	73	72	69	284	T24	1,893.75
1973	67	69	70	72	278	T16	3,750.00
1974	68	68	72	68	276	T7	7,687.50
1975	71	72	73	67	283	T28	1,700.00
1976	70	71	72	71	284	T53	675.00

Total \$85,258.34

Individual Player Records

Crane, Ben (71.63)

Year	1st	2nd	3rd	4th	Total	Finish	Money
2002	72	74			146	CUT	
2003	76	75			151	CUT	
2006	71	66	77	71	285	T29	\$35,773.22
2008	72	75			147	CUT	
2009	74	73	69	70	286	T41	27,750.00
2010	67	70	73	67	277	T12	157,500.00
2011	72	67			139	CUT	
2012	72	72			144	CUT	
2013	67				67	W/D	
2014	72	74			146	CUT	
2016	72	74			146	CUT	

Total \$221,023.22

Crawford, Dick (75.00)

Year	1st	2nd	3rd	4th	Total	Finish	Money
1970	73	77			150	CUT	

Crawford, Richard (71.19)

Year	1st	2nd	3rd	4th	Total	Finish	Money
1967	73	71	69	74	287	T41	\$850.00
1968	71	70	68	73	282	T23	2,034.72
1969	72	72	71	68	283	T14	3,277.28
1971	72	71	75	74	292	T70	333.33
1972	76	71			147	CUT	
1973	68	69	72	73	282	T32	1,353.57
1974	72	69	71	68	280	T16	3,500.00
1975	69	67	74	73	283	T28	1,700.00
1976	72	70	68	69	279	T17	3,750.00
1977	76	72			148	CUT	

Total \$16,798.90

Crenshaw, Ben (72.20)

Year	1st	2nd	3rd	4th	Total	Finish	Money
1974	75	68	77	73	293	T69	\$254.00
1975	69	70	70	74	283	T28	1,700.00
1976	69	68	69	69	275	T2	23,200.00
1977	74	71	69	72	286	T35	1,385.62
1978	68	72	69	71	280	T16	3,900.00
1980	78	71			149	CUT	
1982	68	72	68	69	277	T19	4,514.29
1983	81	71			152	CUT	
1986	73	75			148	CUT	
1989	67	76	71	74	288	T41	3,600.00
1990	75	63	72	69	279	T14	16,500.00
1991	74	74			148	CUT	
1992	72	74			146	CUT	
1993	74	75			149	CUT	
1994	73	70	68	73	284	T44	3,628.00
1995	74	70	71	70	285	T26	9,240.00
1996	73	74			147	CUT	
1997	70	77			147	CUT	
1998	72	69	76		217	T63	3,780.00
1999	75	79			154	CUT	
2000	75	74			149	CUT	
2001	75	82			157	CUT	

Total \$71,701.91

Cromwell, Richard (73.00)

Year	1st	2nd	3rd	4th	Total	Finish	Money
1988	72	74			146	CUT	

Cudd, Jay (73.17)

Year	1st	2nd	3rd	4th	Total	Finish	Money
1982	69	72	67	76	284	T64	\$840.00
1984	75	80			155	CUT	

Total \$840.00

Cunning, Michael (74.50)

Year	1st	2nd	3rd	4th	Total	Finish	Money
1992	75	74			149	CUT	

Cupit, Jacky (72.33)

Year	1st	2nd	3rd	4th	Total	Finish	Money
1968	74	63	72	78	287	T55	
1971	70	77			147	CUT	

Curl, Rod (72.00)

Year	1st	2nd	3rd	4th	Total	Finish	Money
1970	74	75			149	CUT	
1971	73	75			148	CUT	
1972	71	75			146	CUT	
1973	72	69	72	69	282	T32	\$1,353.57
1975	74	72			146	CUT	
1976	73	74			147	CUT	
1977	68	67	74	70	279	T8	7,530.00
1978	71	70	67	71	279	T10	6,150.00
1979	76	74			150	CUT	
1980	73	71			144	CUT	
1981	75	70	74	73	292	T59	880.00
1982	72	74			146	CUT	
1983	75	66	75	71	287	T31	2,610.00
1986	73	71	71	70	285	T25	4,387.50

Total \$22,911.07

Curran, Jon (72.83)

Year	1st	2nd	3rd	4th	Total	Finish	Money
2015	74	73			147	CUT	
2016	75	67	72	76	290	T68	\$17,255.00

Total \$17,255.00

Curry, Paul (73.50)

Year	1st	2nd	3rd	4th	Total	Finish	Money
2000	71	76			147	CUT	

Curtis, Ben (72.69)

Year	1st	2nd	3rd	4th	Total	Finish	Money
2003	70	72	74	73	289	T66	\$10,300.00
2007	75	74			149	CUT	
2008	71	68	70	68	277	T4	289,333.33
2009	75	84			159	CUT	
2010	71	74			145	CUT	
2012	73	71			144	CUT	

Total \$299,633.33

Cusick, Reggie (77.00)

Year	1st	2nd	3rd	4th	Total	Finish	Money
1985	77	77			154	CUT	

Daley, Jess (73.00)

Year	1st	2nd	3rd	4th	Total	Finish	Money
2002	74	72			146	CUT	

Daley, Joe (73.67)

Year	1st	2nd	3rd	4th	Total	Finish	Money
1996	73	70	76	74	293	T79	\$2,172.00
1998	76	73			149	CUT	

Total \$2,172.00

Dalpos, Rick (74.30)

Year	1st	2nd	3rd	4th	Total	Finish	Money
1986	78	73			151	CUT	
1987	74	70	71	70	285	T28	\$3,904.29
1989	79	70			149	CUT	
1993	81	77			158	CUT	

Individual Player Records

Daly, John (75.25)

Year	1st	2nd	3rd	4th	Total	Finish	Money
1991	72	73			145	CUT	
1993	74	82			156	CUT	

Damron, Robert (71.92)

Year	1st	2nd	3rd	4th	Total	Finish	Money
1997	71	66	68	69	274	T3	\$87,000.00
1998	69	71	74		214	T41	6,480.00
1999	73	69	71	82	295	T80	4,450.00
2002	77				77	DQ	
2003	72	68	72	74	286	T54	11,450.00
2004	67	70	73	76	286	T60	11,287.50
2005	76	69	73	72	290	T51	13,531.67
2006	73	75			148	CUT	

Total \$134,199.17

Davidson, Matt (79.50)

Year	1st	2nd	3rd	4th	Total	Finish	Money
2005	82	77			159	CUT	

Davis, Brian (71.21)

Year	1st	2nd	3rd	4th	Total	Finish	Money
2007	68	71	70	74	283	T54	\$15,890.00
2008	69	74	70	70	283	T38	26,600.00
2009	73	78			151	CUT	
2010	72	70	75	69	286	T60	16,275.00
2011	69	66	64		199	T6	259,000.00
2012	72	76			148	CUT	
2013	73	70			143	CUT	
2014	73	66	77		216	T74	15,120.00

Total \$332,885.00

Davis, Dave (79.00)

Year	1st	2nd	3rd	4th	Total	Finish	Money
1985	75	83			158	CUT	

Davis, Lee (74.50)

Year	1st	2nd	3rd	4th	Total	Finish	Money
1969	74	75			149	CUT	

Davison, Pete (73.67)

Year	1st	2nd	3rd	4th	Total	Finish	Money
1974	73				73	W/D	
1977	74	74			148	CUT	

Dawson, Marco (73.48)

Year	1st	2nd	3rd	4th	Total	Finish	Money
1991	68	78			146	CUT	
1992	74	76			150	CUT	
1993	71	74	73	76	294	T55	\$2,260.00
1994	75	74			149	CUT	
1995	69	72	73	72	286	T29	7,465.72
1996	77				77	W/D	
2003	72	72			144	CUT	
2005	72	79			151	CUT	
2006	71	75			146	CUT	

Total \$9,725.72

Day, Glen (71.44)

Year	1st	2nd	3rd	4th	Total	Finish	Money
1994	70	80			150	CUT	
1996	73	71	71	70	285	T24	\$9,497.15
2003	69	75			144	CUT	
2004	71	70	73	69	283	T42	15,807.28
2008	70	71	70	70	281	T24	55,400.00

Total \$80,704.43

Day, Jason (68.89)

Year	1st	2nd	3rd	4th	Total	Finish	Money
2008	74	68	66	74	282	T31	\$39,700.00
2009	70	73	70	67	280	T12	157,500.00
2010	67	67	70	71	275	T5	263,437.50
2011	67	68	66		201	T13	145,600.00
2012	70	70	77	66	283	T24	56,700.00
2013	66	73	71	70	280	T25	58,500.00
2014	72	64	68	68	272	T2	597,333.33
2015	68	68	63	62	261	1	1,485,000.00
2016	68	70	70	69	277	T4	351,333.34

Total \$3,155,104.17

de Jonge, Brendon (70.80)

Year	1st	2nd	3rd	4th	Total	Finish	Money
2010	72	74			146	CUT	
2011	68	68	71		207	T58	\$17,520.00
2012	74	71			145	CUT	
2013	67	69	72	71	279	T19	93,600.00
2014	66	72	72	75	285	T61	17,120.00
2015	71	73			144	CUT	

Total \$128,240.00

De Vincenzo, Roberto (71.31)

Year	1st	2nd	3rd	4th	Total	Finish	Money
1967	69	67	68	70	274	3	\$18,750.00
1968	71	70	69	75	285	T43	664.28
1969	73	70	71	68	282	T10	5,500.00
1970	73	72			145	CUT	
1979	79	76			155	CUT	

Total \$24,914.28

DeForest, John (73.63)

Year	1st	2nd	3rd	4th	Total	Finish	Money
1983	75	75			150	CUT	
1985	68	70	75	80	293	T61	\$1,080.00
1986	73	73			146	CUT	

Total \$1,080.00

Degenhart, Larry (76.50)

Year	1st	2nd	3rd	4th	Total	Finish	Money
1979	79	74			153	CUT	

DeLaet, Graham (71.56)

Year	1st	2nd	3rd	4th	Total	Finish	Money
2010	74	74			148	CUT	
2012	75	67	72	65	279	T5	\$281,000.00
2013	67	73	69	65	274	T2	528,000.00
2014	78	67			145	CUT	
2015	76	72			148	CUT	
2016	73	72	76	73	294	T78	15,555.00

Total \$824,555.00

DeLong, David (77.00)

Year	1st	2nd	3rd	4th	Total	Finish	Money
1993	77	77			154	CUT	

Individual Player Records

Delsing, Jay (73.00)

Year	1st	2nd	3rd	4th	Total	Finish	Money
1985	72	72	74	75	293	T61	\$1,080.00
1986	72	76			148	CUT	
1987	71	72	72	70	285	T28	3,904.29
1988	77	80			157	CUT	
1990	69	75			144	CUT	
1991	71	69	74	72	286	T50	2,460.00
1992	71	75			146	CUT	
1993	70	74	76	77	297	T63	2,100.00
1994	74	68	70	72	284	T44	3,628.00
1995	79	72			151	CUT	
1996	71	74	71	72	288	T43	3,506.40
1997	71	74	74	73	292	T69	3,000.00
1998	73	75			148	CUT	
2000	79	72			151	CUT	
2004	72	72			144	CUT	
2006	70	74			144	CUT	

Total \$19,678.69

Deming, Rolf (76.00)

Year	1st	2nd	3rd	4th	Total	Finish	Money
1971	73	79			152	CUT	

Demsey, Todd (76.50)

Year	1st	2nd	3rd	4th	Total	Finish	Money
1997	80	73			153	CUT	

Dennis, Clark (75.17)

Year	1st	2nd	3rd	4th	Total	Finish	Money
1990	73	76			149	CUT	
1991	73	78			151	CUT	
1999	75	76			151	CUT	

Dent, Jim (72.10)

Year	1st	2nd	3rd	4th	Total	Finish	Money
1972	74	68	75	73	290	T57	\$416.67
1974	77				77	W/D	
1975	75	69	71	68	283	T28	1,700.00
1976	73	69	74	67	283	T48	759.00
1978	73	67	72	74	286	T49	730.00
1979	72	74	74	71	291	T57	888.00
1981	71	74	70	75	290	T50	945.00
1983	72	71	73	78	294	T74	859.50
1984	71	69	66	75	281	T21	5,400.00
1985	73	80			153	CUT	
1986	73	72	70	69	284	T18	7,302.86

Total \$19,001.03

DeRosa, Dave (75.00)

Year	1st	2nd	3rd	4th	Total	Finish	Money
1979	75	75			150	CUT	

Deruntz, Robert (81.50)

Year	1st	2nd	3rd	4th	Total	Finish	Money
1999	78	85			163	CUT	
2004	81	82			163	CUT	

Destefano, Tony (78.50)

Year	1st	2nd	3rd	4th	Total	Finish	Money
1995	82	75			157	CUT	

Devlin, Bruce (71.23)

Year	1st	2nd	3rd	4th	Total	Finish	Money
1967	71	73	72	72	288	T47	\$179.17
1968	72	74			146	CUT	
1969	67	72	76	70	285	T31	1,428.12
1971	70	74	74	67	285	T36	1,143.75
1972	67	68	75	70	280	T12	4,833.33
1973	68	72	70	70	280	T27	1,850.00
1974	72	70	68	75	285	T44	825.00
1975	69	75	70	70	284	T33	1,412.67
1976	72	73			145	CUT	
1979	74	68	75	73	290	T50	950.86
1980	69	73	75	72	289	T60	860.00
1982	72	69	66	70	277	T19	4,514.28

Total \$17,997.18

Dibuono, Mike (81.00)

Year	1st	2nd	3rd	4th	Total	Finish	Money
1986	78	84			162	CUT	

Dickerson, Bubba (76.00)

Year	1st	2nd	3rd	4th	Total	Finish	Money
2006	76				76	DQ	

Dickinson, Gardner (72.81)

Year	1st	2nd	3rd	4th	Total	Finish	Money
1967	70	72			142	W/D	
1968	68	70	70	71	279	T14	\$4,250.00
1969	79	72			151	CUT	
1970	75	70			145	CUT	
1971	76	74			150	CUT	
1973	70	73	74		217	W/D	
1974	75	75			150	CUT	
1975	69	75	79	72	295	T69	381.00

Total \$4,631.00

Dickson, Bob (73.91)

Year	1st	2nd	3rd	4th	Total	Finish	Money
1969	73	74			147	CUT	
1974	77				77	W/D	
1975	69	75	75	74	293	68	\$400.00
1976	74	75			149	CUT	
1978	70	77			147	CUT	

Total \$400.00

Diehl, Terry (72.59)

Year	1st	2nd	3rd	4th	Total	Finish	Money
1975	71	67	71	71	280	T14	\$4,125.00
1976	71	73			144	CUT	
1977	77	75			152	CUT	
1978	71	72	75	69	287	T55	645.00
1979	78	71			149	CUT	
1980	71	72	75	73	291	T69	800.00
1982	73	70			143	CUT	
1983	77	74			151	CUT	

Total \$5,570.00

Dietrich, Scott (80.00)

Year	1st	2nd	3rd	4th	Total	Finish	Money
1991	79	81			160	CUT	

Diffley, Mike (76.00)

Year	1st	2nd	3rd	4th	Total	Finish	Money
1990	78	68			146	CUT	
1992	80	78			158	CUT	

Individual Player Records

Dill, Terry (71.00)

Year	1st	2nd	3rd	4th	Total	Finish	Money
1967	71	72	71	73	287	T41	\$850.00
1968	70	68	74	72	284	T38	1,170.00
1969	68	72	73	70	283	T14	3,277.28
1970	71	70	70	73	284	T41	835.71
1971	69	75	66	71	281	T11	4,468.75
1974	74	69	75	74	292	T67	406.50
1975	71	67	74	70	282	T21	2,257.14
1976	71	71	70	67	279	T17	3,750.00
Total							\$17,015.38

Dillard, Andy (71.75)

Year	1st	2nd	3rd	4th	Total	Finish	Money
1986	72	72	71	73	288	T41	\$2,100.00
1987	73	72	69	72	286	T35	2,832.86
Total							\$4,932.86

Dills, Joey (70.25)

Year	1st	2nd	3rd	4th	Total	Finish	Money
1976	70	73	67	71	281	T33	\$1,551.43
Total							\$1,551.43

DiMarco, Chris (73.11)

Year	1st	2nd	3rd	4th	Total	Finish	Money
1994	71	76			147	CUT	
1995	77	80			157	CUT	
1998	74	78			152	CUT	
1999	74	75			149	CUT	
2004	69	69	69	70	277	T9	\$131,250.00
2005	71	72	69	71	283	T12	112,700.00
2006	70	70	75	72	287	T42	20,125.00
2007	69	77			146	CUT	
2008	74	75			149	CUT	
2009	77	80			157	CUT	
2011	73	70			143	CUT	
Total							\$264,075.00

Dodd, John (79.50)

Year	1st	2nd	3rd	4th	Total	Finish	Money
1985	74	85			159	CUT	

Dodds, Trevor (73.35)

Year	1st	2nd	3rd	4th	Total	Finish	Money
1986	81	66			147	CUT	
1987	80	72			152	CUT	
1989	72	73			145	CUT	
1991	73	70	75	69	287	T53	\$2,315.00
1993	74	70	71	77	292	T44	2,890.00
1994	71	77			148	CUT	
1999	75	74			149	CUT	
2000	76	71			147	CUT	
Total							\$5,205.00

Dolan, Jay (73.33)

Year	1st	2nd	3rd	4th	Total	Finish	Money
1967	73	72	75		220	W/D	

Donald, Luke (70.28)

Year	1st	2nd	3rd	4th	Total	Finish	Money
2002	73	68	70	75	286	T55	\$7,910.00
2003	71	71	71	70	283	T36	22,535.71
2004	67	66	70	72	275	7	175,875.00
2006	72	65	71	70	278	T5	201,968.75
2007	68	75			143	CUT	
2009	73	69	73	70	285	T31	39,900.00
2010	70	72	68	68	278	T15	116,250.00
2011	70	66	66		202	T18	100,800.00
2012	68	74	69	70	281	T10	160,888.89
2013	67	72	72	72	283	T41	32,000.00
2014	71	74			145	CUT	
2015	73	68	65	71	277	T24	66,825.00
2016	69	71	72	75	287	T53	19,404.28
Total							\$944,357.63

Donald, Mike (72.33)

Year	1st	2nd	3rd	4th	Total	Finish	Money
1981	73	74			147	CUT	
1982	73	74			147	CUT	
1983	71	73	74	75	293	T68	\$895.50
1984	69	71	71	70	281	T21	5,400.00
1985	70	67	72	78	287	T36	2,304.00
1986	70	72	72	71	285	T25	4,387.50
1987	69	70	72	67	278	T4	24,800.00
1988	78	74			152	CUT	
1989	75	72			147	CUT	
1990	70	68	74	73	285	T50	2,348.89
1991	78	71			149	CUT	
1992	71	74	73	73	291	T62	2,140.00
1993	75	69	71	77	292	T44	2,890.00
1994	76	71			147	CUT	
1995	73	73			146	CUT	
Total							\$45,165.89

Donald, Robert (75.50)

Year	1st	2nd	3rd	4th	Total	Finish	Money
1979	75	76			151	CUT	

Doss, Jackie (75.00)

Year	1st	2nd	3rd	4th	Total	Finish	Money
1967	76	74			150	CUT	

Dougherty, Ed (72.97)

Year	1st	2nd	3rd	4th	Total	Finish	Money
1975	70	70	72	69	281	T18	\$3,250.00
1976	74	73			147	CUT	
1979	76	68	71	70	285	T23	3,371.43
1980	73	76			149	CUT	
1981	72	73	74	82	301	T71	788.00
1987	71	70	71	72	284	T21	5,802.86
1988	77	72			149	CUT	
1990	71	73			144	CUT	
1991	74	69	69	70	282	T23	8,225.00
1992	78	76			154	CUT	
1994	74	72			146	CUT	
1995	80	77			157	CUT	
1997	77	71			148	CUT	
Total							\$21,437.29

Douglass, Bruce (71.50)

Year	1st	2nd	3rd	4th	Total	Finish	Money
1981	68	71	72	73	284	T22	\$3,840.00
1982	71	70	70	71	282	T47	995.20
1984	74	68	73	77	292	T63	1,065.00
Total							\$5,900.20

Individual Player Records

Douglass, Dale (72.00)

Year	1st	2nd	3rd	4th	Total	Finish	Money
1967	72	74			146	CUT	
1968	70	65	73	69	277	T8	\$7,083.33
1969	78	74			152	CUT	
1970	69	74	75	70	288	T64	312.50
1971	72	70	73	71	286	T44	705.00
1972	70	74	76	77	297	T2	416.66
1973	71	69	71	74	285	T49	615.00
1974	67	66	72	71	276	T7	7,687.50
1975	70	74	71	70	285	T36	1,076.33
1976	72	74			146	CUT	
1977	75	77			152	CUT	
1978	69	70	75	71	285	T44	930.00
1979	72	74	73	74	293	T64	824.00

Total \$19,650.32

Dowdall, John (72.20)

Year	1st	2nd	3rd	4th	Total	Finish	Money
1990	68	74	68	71	281	T24	\$7,566.66
1993	76	78			154	CUT	
1997	76	68	73	70	287	T43	4,567.50

Total \$12,134.16

Downey, Mike (77.50)

Year	1st	2nd	3rd	4th	Total	Finish	Money
1994	84	75			159	CUT	
1999	71	80			151	CUT	

Doyle, Allen (71.75)

Year	1st	2nd	3rd	4th	Total	Finish	Money
1997	71	69	73	74	287	T43	\$4,567.50

Total \$4,567.50

Driscoll, James (73.56)

Year	1st	2nd	3rd	4th	Total	Finish	Money
2005	77	71			148	CUT	
2006	71	75			146	CUT	
2008	74	73			147	CUT	
2009	74	76			150	CUT	
2011	73	70			143	CUT	
2012	73	70	75	77	295	T75	\$15,200.00
2013	79	69			148	CUT	

Total \$15,200.00

Dufner, Jason (71.00)

Year	1st	2nd	3rd	4th	Total	Finish	Money
2004	73	70			143	CUT	
2007	73	69	68	69	279	T25	\$49,035.00
2009	73	77			150	CUT	
2010	74	75			149	CUT	
2011	71	69			140	CUT	
2013	71	70	71	70	282	T37	36,800.00
2015	66	68	69	75	278	T30	46,933.33
2016	73	68	69	73	283	T22	72,722.22

Total \$205,490.55

Duke, Ken (71.38)

Year	1st	2nd	3rd	4th	Total	Finish	Money
2004	72	71			143	CUT	
2007	74	74			148	CUT	
2008	72	71	67	69	279	T12	\$129,000.00
2012	72	72			144	CUT	
2013	72	72			144	CUT	
2015	71	70	68	75	284	T62	17,572.50

Total \$146,572.50

Dunakey, Doug (72.88)

Year	1st	2nd	3rd	4th	Total	Finish	Money
1999	72	73	69	72	286	T46	\$6,587.50
2000	76	71			147	CUT	
2001	78	72			150	CUT	

Total \$6,587.50

Dunaway, Skip (76.00)

Year	1st	2nd	3rd	4th	Total	Finish	Money
1981	77	75			152	CUT	
1982	74	78			152	CUT	

Dunlap, Scott (72.06)

Year	1st	2nd	3rd	4th	Total	Finish	Money
1996	70	76			146	CUT	
1997	69	73	74	70	286	T38	\$6,450.00
1999	69	72	71	71	283	T28	16,267.86
2000	71	67	73	76	287	T33	14,866.66
2001	72	73			145	CUT	
2002	73	77			150	CUT	

Total \$37,584.52

Dunn, Bill (72.50)

Year	1st	2nd	3rd	4th	Total	Finish	Money
1968	72	73			145	CUT	

Durant, Joe (73.14)

Year	1st	2nd	3rd	4th	Total	Finish	Money
1997	72	75			147	CUT	
1998	74	71	72		217	T63	\$3,780.00
1999	74	72			146	CUT	
2000	72	72	72	72	288	T42	9,420.00
2001	76	74			150	CUT	
2003	74	67	76	75	292	T71	9,850.00
2005	78	73			151	CUT	
2006	73	70	77	74	294	T70	11,270.00
2007	71	69	72	72	284	T60	15,120.00
2008	75	77			152	CUT	

Total \$49,440.00

Duval, David (71.26)

Year	1st	2nd	3rd	4th	Total	Finish	Money
1995	69	75	67	70	281	T8	\$33,600.00
1996	75	73			148	CUT	
1997	75	68	69	72	284	T27	10,425.00
1999	70	75	68	67	280	T10	51,875.00
2000	70	67	70	69	276	T2	324,000.00
2001	71	73	68	70	282	T26	25,375.00
2002	72	73			145	CUT	
2003	72	72			144	CUT	
2005	74	77			151	CUT	
2006	72	73			145	CUT	
2010	68	72	72	75	287	T64	15,675.00

Total \$460,950.00

Dzierzanowski, Ray (80.00)

Year	1st	2nd	3rd	4th	Total	Finish	Money
1973	80	80			160	CUT	

Eaks, R.W. (75.00)

Year	1st	2nd	3rd	4th	Total	Finish	Money
1981	77	74			151	CUT	
1998	74				74	W/D	

Earle, Cliff (78.50)

Year	1st	2nd	3rd	4th	Total	Finish	Money
1993	75	82			157	CUT	

Individual Player Records

Eastwood, Bob (71.77)

Year	1st	2nd	3rd	4th	Total	Finish	Money
1972	72	73	74	73	292	T63	\$416.67
1973	71	68	75	73	287	T60	493.50
1976	73	68	73	74	288	T75	
1977	70	71	69	75	285	T30	1,863.00
1978	72	66	73	70	281	T23	2,480.00
1979	69	74	71	70	284	T17	5,413.33
1980	72	70	73	70	285	T34	2,064.00
1981	72	72	72	77	293	T62	860.00
1982	71	66	71	75	283	T57	880.00
1983	78	75			153	CUT	
1988	69	72	72	67	280	T6	22,662.50
1989	73	71			144	CUT	
1990	72	72			144	CUT	
1991	73	73			146	CUT	

Total \$37,133.00

Edwards, Danny (72.63)

Year	1st	2nd	3rd	4th	Total	Finish	Money
1980	68	70	76	72	286	T39	\$1,520.00
1983	74	68	70	74	286	T25	3,435.00
1985	73	68	70	75	286	T30	3,037.67
1997	80	75			155	CUT	
1998	77	72			149	CUT	

Total \$7,992.67

Edwards, David (72.17)

Year	1st	2nd	3rd	4th	Total	Finish	Money
1980	67	74	75	76	292	T2	\$784.00
1987	74	68	68	72	282	T14	10,800.00
1988	72	72	70	71	285	T25	5,460.00
1989	71	74			145	CUT	
1990	77	74			151	CUT	
1991	71	71	70	70	282	T23	8,225.00
1992	71	73	70	71	285	T34	5,160.00
1994	78	68			146	CUT	
1996	74	73			147	CUT	
1997	78	72			150	CUT	

Total \$30,429.00

Edwards, Joel (74.52)

Year	1st	2nd	3rd	4th	Total	Finish	Money
1989	70	68	78	81	297	T64	\$2,100.00
1990	73	74			147	CUT	
1991	73	73			146	CUT	
1992	79	73			152	CUT	
1993	83				83	W/D	
1994	77	75			152	CUT	
1997	77	71			148	CUT	
2001	74	75			149	CUT	
2004	69	72	71	79	291	T76	9,712.50

Total \$11,812.50

Egloff, Eric (75.50)

Year	1st	2nd	3rd	4th	Total	Finish	Money
2002	74	77			151	CUT	

Eichelberger, Dave (72.62)

Year	1st	2nd	3rd	4th	Total	Finish	Money
1967	72	73	69	74	288	T47	\$179.16
1968	75	71			146	CUT	
1969	72	74			146	CUT	
1970	72	71	66	75	284	T41	835.71
1971	70	79			149	CUT	
1972	72	73	74	69	288	T49	460.01
1973	72	73			145	CUT	
1974	73	71	71	67	282	T26	1,701.45
1975	75	70			145	CUT	
1976	69	71	68	74	282	T40	1,080.00
1977	72	78			150	CUT	
1978	70	71	66	71	278	T5	9,930.00
1979	73	67	75	75	290	T50	950.85
1980	78	71			149	CUT	
1981	70	73	77	76	296	T66	824.00
1982	65	73	69	70	277	T19	4,514.29
1983	74	72	73	71	290	T50	1,077.00
1984	81	76			157	CUT	
1985	71	79			150	CUT	
1986	73	73			146	CUT	
1987	69	72	73	75	289	T48	1,548.00
1988	75	77			152	CUT	
1989	70	72	78	75	295	T63	2,140.00
1990	71	73			144	CUT	
1992	79	77			156	CUT	

Total \$25,240.47

Elder, Brad (72.40)

Year	1st	2nd	3rd	4th	Total	Finish	Money
2001	73	67	78	72	290	T65	\$7,245.00
2002	68	74	71	73	286	T55	7,910.00
2003	76	72			148	CUT	

Total \$15,155.00

Elder, Lee (71.15)

Year	1st	2nd	3rd	4th	Total	Finish	Money
1968	73	67	73	72	285	T43	\$664.29
1969	74	72			146	CUT	
1970	72	71	72	70	285	T48	414.29
1971	73	72	72	72	289	T58	333.34
1972	71	70	77	70	288	T49	460.00
1973	70	69	73	66	278	T16	3,750.00
1974	71	72	73	71	287	T52	562.43
1975	74	79			153	CUT	
1976	74	69	70	69	282	T40	1,080.00
1977	69	70	71	71	281	T16	4,350.00
1978	71	68	68	67	274	T1	60,000.00
1979	75	73			148	CUT	
1980	68	69	77	71	285	T34	2,064.00
1981	68	70	72	70	280	T6	12,520.00
1982	69	70	67	71	277	T19	4,514.28
1983	74	69	65	75	283	T10	9,975.00
1984	75	73			148	CUT	

Total \$100,687.63

Individual Player Records

Elkington, Steve (71.05)

Year	1st	2nd	3rd	4th	Total	Finish	Money
1987	73	76			149	CUT	
1988	68	70	69	71	278	5	\$28,000.00
1989	75	72			147	CUT	
1990	70	71	71	67	279	T14	16,500.00
1991	73	67	69	71	280	T14	18,000.00
1992	67	71	70	71	279	T9	25,000.00
1993	75	72	67	74	288	T26	7,400.00
1995	71	69	70	74	284	T18	14,100.00
1996	66	72	70	71	279	T2	79,200.00
1997	74	70	70	73	287	T43	4,567.50
1998	72	73	68		213	T32	9,340.00
1999	76	69	70	68	283	T28	16,267.86
2000	72	71			143	W/D	
2001	70	68	72	69	279	T13	67,666.67
2002	67	71	71	74	283	T39	13,650.00
2003	69	69	77	72	287	T58	11,050.00
2005	74	71	74	72	291	T57	12,822.50
2006	71	69	72	72	284	T25	45,856.25
2007	70	73			143	CUT	
2008	71	71	71	72	285	T55	15,680.00
2010	75	71			146	CUT	

Total \$385,100.78

Elliott, John (73.83)

Year	1st	2nd	3rd	4th	Total	Finish	Money
1992	72	77			149	CUT	
1993	77	77			154	CUT	
1996	73	77			150	CUT	
1999	73	68	72	74	287	T54	\$5,625.00
2005	74	72			146	CUT	

Total \$5,625.00

Ellis, Danny (72.07)

Year	1st	2nd	3rd	4th	Total	Finish	Money
2001	72	72	68	72	284	T37	\$14,000.00
2002	73	69	77	77	296	83	6,090.00
2003	72	71			143	CUT	
2004	75	66	75	70	286	T60	11,287.50

Total \$31,377.50

Ellis, Wes (73.00)

Year	1st	2nd	3rd	4th	Total	Finish	Money
1967	72	73	68	76	289	T59	
1968	72	72	72	73	289	63	
1969	76	72			148	CUT	
1970	70	75			145	CUT	
1971	70	75	75	74	294	T75	\$333.00
1972	70	74	74	69	287	T44	705.00
1973	79	75			154	CUT	

Total \$1,038.00

Ellsworth, Ken (74.00)

Year	1st	2nd	3rd	4th	Total	Finish	Money
1970	74	74			148	CUT	

Els, Ernie (69.54)

Year	1st	2nd	3rd	4th	Total	Finish	Money
1994	68	66	69	68	271	2	\$129,600.00
1995	68	69	75	68	280	T4	47,250.00
1996	65	66	69	71	271	1	216,000.00
1997	64	68	67	69	268	1	270,000.00
1999	69	70	70	73	282	T22	23,208.33
2000	70	69	68	72	279	T5	101,700.00
2002	68	69	72	74	283	T39	13,650.00
2003	68	71	68	69	276	T11	120,000.00
2004	68	69	72	70	279	T16	73,650.00
2007	65	71	68	68	272	T4	289,333.33
2008	71	73			144	CUT	
2009	72	68	70	66	276	T2	495,000.00
2010	71	71	73	74	289	71	14,850.00
2011	68	69	67		204	T32	39,781.82
2012	68	72	72	75	287	T54	18,000.00
2013	73	74			147	CUT	
2014	68	68	71	66	273	T5	292,000.00

Total \$2,144,023.48

Emmons, Billy (75.00)

Year	1st	2nd	3rd	4th	Total	Finish	Money
1971	75	75			150	CUT	

Engler, Jr., John (76.00)

Year	1st	2nd	3rd	4th	Total	Finish	Money
2006	77	75			152	CUT	

English, Harris (71.13)

Year	1st	2nd	3rd	4th	Total	Finish	Money
2012	70	69	71	73	283	T24	\$56,700.00
2013	72	71			143	CUT	
2014	74	72			146	CUT	
2015	74	68	66	70	278	T30	46,933.33
2016	74	67	74	73	288	T60	18,445.00

Total \$122,078.33

Erickson, Bob (73.17)

Year	1st	2nd	3rd	4th	Total	Finish	Money
1970	78	71			149	CUT	
1975	71	73	76	70	290	T60	\$468.67

Total \$468.67

Ernst, Derek (71.50)

Year	1st	2nd	3rd	4th	Total	Finish	Money
2013	73	70			143	CUT	

Erskine, Randy (74.00)

Year	1st	2nd	3rd	4th	Total	Finish	Money
1974	74	74			148	CUT	
1975	73	74			147	CUT	
1977	75	74			149	CUT	

Erwin, John (75.00)

Year	1st	2nd	3rd	4th	Total	Finish	Money
1974	79	71			150	CUT	

Esposito, Emil (74.00)

Year	1st	2nd	3rd	4th	Total	Finish	Money
1967	75	73			148	CUT	

Esposito, Frank (77.00)

Year	1st	2nd	3rd	4th	Total	Finish	Money
1989	73	77			150	CUT	
1992	83	75			158	CUT	

Individual Player Records

Estes, Bob (71.36)

Year	1st	2nd	3rd	4th	Total	Finish	Money
1989	72	68	68	80	288	T41	\$3,600.00
1990	69	74	75	73	291	T82	1,740.00
1991	73	73			146	CUT	
1992	69	73	73	68	283	T26	7,550.00
1994	66	71	70	73	280	T16	17,400.00
1997	71	67	71	68	277	T6	50,250.00
1999	70	71	69	70	280	T10	51,875.00
2001	72	69	73	75	289	T63	7,455.00
2006	79	70			149	CUT	
2007	70	72	71	72	285	T65	14,490.00
2009	73	74	70	70	287	T46	20,400.00
2010	74	71			145	CUT	
2012	69	66	72	74	281	T10	160,888.89
2013	72	68	74	73	287	T58	17,680.00

Total \$353,328.89

Estes, Jim (73.00)

Year	1st	2nd	3rd	4th	Total	Finish	Money
1998	69	75	75		219	T72	\$3,474.00

Total \$3,474.00

Eubank, Tom (72.00)

Year	1st	2nd	3rd	4th	Total	Finish	Money
1990	75	69			144	CUT	

Evans, Mike (74.50)

Year	1st	2nd	3rd	4th	Total	Finish	Money
1976	78	71			149	CUT	

Evans, Tom (76.00)

Year	1st	2nd	3rd	4th	Total	Finish	Money
1973	70	80			150	CUT	
1974	73	71	81	81	306	T73	

Every, Matt (72.44)

Year	1st	2nd	3rd	4th	Total	Finish	Money
2012	75				75	W/D	
2013	67	72	69	68	276	T9	\$208,000.00
2014	76	70			146	CUT	
2015	76	79			155	CUT	

Total \$208,000.00

Ewing, Jack (74.75)

Year	1st	2nd	3rd	4th	Total	Finish	Money
1974	74	78			152	CUT	
1976	73	74			147	CUT	

Fabel, Brad (72.09)

Year	1st	2nd	3rd	4th	Total	Finish	Money
1985	79	74			153	CUT	
1986	71	75			146	CUT	
1988	74	70	74	71	289	T48	\$1,806.00
1991	72	73			145	CUT	
1992	70	74	68	70	282	T22	10,000.00
1993	72	74	73	72	291	T38	4,200.00
1996	72	70	73	71	286	T31	6,520.00
1997	69	67	74	68	278	T9	42,000.00
1999	73	71	71	74	289	T66	5,100.00
2000	76	72			148	CUT	

Total \$69,626.00

Faldo, Nick (71.72)

Year	1st	2nd	3rd	4th	Total	Finish	Money
1984	74	76			150	CUT	
1988	74	71	75	71	291	T54	\$1,589.00
1991	72	69	73	72	286	T50	2,460.00
1995	70	70	68	72	280	T4	47,250.00
1996	71	71	73	72	287	T40	4,920.00
1998	74	70	71		215	T47	4,623.43
2001	73	68	70	73	284	T37	14,000.00

Total \$74,842.43

Fanning, Elwin (76.00)

Year	1st	2nd	3rd	4th	Total	Finish	Money
1973	78	74			152	CUT	

Farlow, Sam (77.00)

Year	1st	2nd	3rd	4th	Total	Finish	Money
1974	77				77	W/D	

Farrell, Billy (75.60)

Year	1st	2nd	3rd	4th	Total	Finish	Money
1967	73	73			146	CUT	
1968	73	76			149	CUT	
1969	77	79			156	CUT	
1970	79	75			154	CUT	
1971	75	76			151	CUT	

Fasth, Niclas (72.80)

Year	1st	2nd	3rd	4th	Total	Finish	Money
1998	77				77	W/D	
2004	69	71	75	72	287	T66	\$10,815.00

Total \$10,815.00

Fathauer, Derek (71.00)

Year	1st	2nd	3rd	4th	Total	Finish	Money
2016	69	73	73	69	284	T31	\$45,220.00

Total \$45,220.00

Fauchier, Ryan (77.50)

Year	1st	2nd	3rd	4th	Total	Finish	Money
2003	78	77			155	CUT	

Faxon, Brad (70.79)

Year	1st	2nd	3rd	4th	Total	Finish	Money
1984	74	74			148	CUT	
1985	78	73			151	CUT	
1986	71	70	71	70	282	T12	\$12,150.00
1987	73	75			148	CUT	
1988	69	72	73	75	289	T48	1,806.00
1989	71	72	72	72	287	T36	4,710.00
1990	71	70	72	71	284	T43	3,120.00
1991	73	70	72	68	283	T31	5,671.43
1992	69	72	69	75	285	T34	5,160.00
1993	69	77	71	68	285	T13	19,333.34
1994	70	68	70	66	274	T3	69,600.00
1995	72	68	70	76	286	T29	7,465.71
1996	70	72	67	71	280	T6	40,200.00
1997	66	74	70	69	279	T11	37,500.00
1998	72	69	69		210	T12	35,280.00
2000	71	73	77	72	293	T68	6,060.00
2001	69	72	66	67	274	T6	121,625.00
2002	69	71	70	69	279	T12	66,500.00
2003	69	67	74	65	275	T8	145,000.00
2004	68	73	67	72	280	T23	46,725.00
2005	72	68	66	73	279	T3	299,000.00
2006	70	72	73	68	283	T18	69,985.72

Total \$996,892.20

Individual Player Records

Fdez-Castano, Gonzalo (69.25)

Year	1st	2nd	3rd	4th	Total	Finish	Money
2014	70	69	68	70	277	T15	\$132,000.00

Total \$132,000.00

Feather, Randy (76.50)

Year	1st	2nd	3rd	4th	Total	Finish	Money
1975	76	77			153	CUT	

Feherty, David (73.00)

Year	1st	2nd	3rd	4th	Total	Finish	Money
1994	74	70	75	76	295	70	\$2,400.00
1995	74	71	70	74	289	T48	3,204.00

Total \$5,604.00

Fehr, Rick (72.21)

Year	1st	2nd	3rd	4th	Total	Finish	Money
1985	73	69	71	71	284	T20	\$5,620.00
1986	72	74			146	CUT	
1990	71	70	71	67	279	T14	16,500.00
1991	75	76			151	CUT	
1995	73	73			146	CUT	
1999	76	69	70	72	287	T54	5,625.00
2000	75	69	75	72	291	T57	6,600.00
2001	76	73			149	CUT	

Total \$34,345.00

Felder, Joe (82.00)

Year	1st	2nd	3rd	4th	Total	Finish	Money
1995	81	83			164	CUT	

Feminelli, Al (76.00)

Year	1st	2nd	3rd	4th	Total	Finish	Money
1968	78	74			152	CUT	

Fennell, Earl (79.00)

Year	1st	2nd	3rd	4th	Total	Finish	Money
1970	79				79	W/D	

Ferenz, Jack (74.13)

Year	1st	2nd	3rd	4th	Total	Finish	Money
1979	76	77			153	CUT	
1981	79	73			152	CUT	
1990	69	72	71	76	288	T73	\$1,920.00

Total \$1,920.00

Ferguson, Ben (72.50)

Year	1st	2nd	3rd	4th	Total	Finish	Money
2001	75	70			145	CUT	

Fergus, Keith (72.48)

Year	1st	2nd	3rd	4th	Total	Finish	Money
1978	77	70			147	CUT	
1980	70	69	75	76	290	T66	\$824.00
1981	70	74	72	72	288	T36	1,925.00
1983	70	73	77	70	290	T50	1,077.00
1984	75	72			147	CUT	
1996	77	70			147	CUT	
1997	73	73			146	CUT	
1998	68	73	71		212	T24	13,927.50

Total \$17,753.50

Ferranti, Phil (78.50)

Year	1st	2nd	3rd	4th	Total	Finish	Money
1977	81	76			157	CUT	

Ferree, Jim (74.50)

Year	1st	2nd	3rd	4th	Total	Finish	Money
1967	75	74			149	CUT	

Ferrell, Gene (72.25)

Year	1st	2nd	3rd	4th	Total	Finish	Money
1971	74	68	75	72	289	T58	\$333.00

Total \$333.00

Ferriell, James (76.00)

Year	1st	2nd	3rd	4th	Total	Finish	Money
1974	76	76			152	CUT	

Ferrier, Jim (74.36)

Year	1st	2nd	3rd	4th	Total	Finish	Money
1967	76				76	W/D	
1968	73	76			149	CUT	
1969	77	69			146	CUT	
1971	76	71			147	CUT	
1972	74	80			154	CUT	
1973	74	72			146	CUT	

Fetchick, Mike (74.40)

Year	1st	2nd	3rd	4th	Total	Finish	Money
1968	72	72	75	75	294	74	
1969	72	73	79	77	301	71	\$476.19
1971	71	78			149	CUT	

Total \$476.19

Fezler, Forrest (72.29)

Year	1st	2nd	3rd	4th	Total	Finish	Money
1973	72	75			147	CUT	
1975	71	76			147	CUT	
1976	72	69	76		217	W/D	
1977	70	67			137	W/D	
1978	74	71			145	CUT	
1979	73	74			147	CUT	
1980	72	71	74	72	289	T60	\$860.00
1981	76	70	71	72	289	T40	1,365.60

Total \$2,225.60

Finau, Tony (68.75)

Year	1st	2nd	3rd	4th	Total	Finish	Money
2015	65	69	71	70	275	T16	\$127,875.00
2016	72	70	67	71	280	12	195,500.00

Total \$323,375.00

Finsterwald, Dow (72.00)

Year	1st	2nd	3rd	4th	Total	Finish	Money
1969	72	72	73	71	288	T48	\$520.48

Total \$520.48

Fiori, Ed (73.04)

Year	1st	2nd	3rd	4th	Total	Finish	Money
1979	76	71			147	CUT	
1980	72	75			147	CUT	
1981	74	67	71	71	283	T16	\$5,800.00
1982	76	74			150	CUT	
1983	72	69	74	75	290	T50	1,077.00
1984	65	73	72	73	283	T31	2,965.20
1985	74	69	75	76	294	T64	1,055.00
1986	68	71	72	77	288	T41	2,100.00
1989	74	71			145	CUT	
1990	73	72			145	CUT	
1991	71	73			144	CUT	
1992	72	72	75	74	293	69	2,020.00
1993	76	73			149	CUT	
1995	75	80			155	W/D	
1996	73	72	72	69	286	T31	6,520.00
1997	82	69			151	CUT	
2000	77	79			156	CUT	

Total \$21,537.20

Individual Player Records

Fischer, Todd (72.33)

Year	1st	2nd	3rd	4th	Total	Finish	Money
2003	75	72			147	CUT	
2004	69	71	70	75	285	T55	\$11,865.00
2005	74	70	68	78	290	T51	13,531.66
2006	72	74			146	CUT	

Total \$25,396.66

Fitzsimons, Pat (73.08)

Year	1st	2nd	3rd	4th	Total	Finish	Money
1975	67	70	66	73	276	5	\$10,250.00
1976	77	67			144	CUT	
1978	76	77			153	CUT	
1980	74	71			145	CUT	
1990	76	83			159	W/D	

Total \$10,250.00

Flannery, John (72.00)

Year	1st	2nd	3rd	4th	Total	Finish	Money
1993	73	72	77	72	294	T55	\$2,260.00
1994	72	68	70	72	282	T27	7,494.54

Total \$9,754.54

Fleck, Jack (73.50)

Year	1st	2nd	3rd	4th	Total	Finish	Money
1967	74	69	74	77	294	T70	

Fleckman, Marty (72.88)

Year	1st	2nd	3rd	4th	Total	Finish	Money
1968	74	70	80	68	292	T68	
1969	69	85			153	CUT	
1971	71	71	72	71	285	T36	\$1,143.75
1972	78				78	W/D	
1974	70	73	70	71	284	T41	975.00
1976	71	76			147	CUT	

Total \$2,118.75

Fleisher, Bruce (72.29)

Year	1st	2nd	3rd	4th	Total	Finish	Money
1973	75	72			147	CUT	
1974	74	69	74	71	288	T59	\$493.75
1976	73	74			147	CUT	
1983	70	68	76	71	285	T21	4,860.00
1984	72	72	75	74	293	T65	1,040.00
1990	71	75			146	CUT	
1992	73	72	75	69	289	T58	2,220.00
1993	73	72	70	77	292	T44	2,890.00
1994	72	73			145	CUT	
1995	68	71	69	73	281	T8	33,600.00
1996	81	77			158	CUT	
1997	74	67	74	73	288	T51	3,610.00
1998	68	68	69		205	4	86,400.00

Total \$135,113.75

Fleming, Barry (77.00)

Year	1st	2nd	3rd	4th	Total	Finish	Money
1979	76	78			154	CUT	

Flesch, Steve (71.34)

Year	1st	2nd	3rd	4th	Total	Finish	Money
1999	72	69	66	73	280	T10	\$51,875.00
2000	70	71	73	74	288	T42	9,420.00
2001	71	73	70	74	288	T56	7,770.00
2002	73	70	71	72	286	T55	7,910.00
2003	69	68	71	74	282	T34	27,625.00
2006	72	68	79	78	297	T81	10,177.50
2007	65	72	67	71	275	T12	154,000.00
2008	72	72			144	CUT	
2009	72				72	DQ	
2011	71				71	W/D	

Total \$268,777.50

Flores, Martin (72.11)

Year	1st	2nd	3rd	4th	Total	Finish	Money
2012	71	73			144	CUT	
2013	71	69	77	69	286	T54	\$18,320.00
2014	73	70	76		219	79	14,560.00

Total \$32,880.00

Floyd, Raymond (70.66)

Year	1st	2nd	3rd	4th	Total	Finish	Money
1967	73	68	67	72	280	T12	\$4,937.50
1968	74	70	70	68	282	T23	2,034.72
1969	70	73	68	72	283	T14	3,277.27
1970	68	73	68	68	277	T4	11,000.00
1971	68	73	66	74	281	T11	4,468.75
1972	73	69	71	75	288	T49	460.00
1973	68	74	70	71	283	T39	1,025.00
1975	78	73			151	CUT	
1976	73	78			151	CUT	
1979	74	77			151	CUT	
1980	69	70	72	71	282	T20	4,035.00
1981	70	68	68	69	275	1	72,000.00
1982	69	71	66	69	275	T11	8,200.00
1983	73	69	75	67	284	T16	6,750.00
1984	72	75			147	CUT	
1985	69	72	69	65	275	T2	44,000.00
1986	68	67	70	77	282	T12	12,150.00
1988	76	72			148	CUT	
1990	70	73	65	68	276	T7	30,125.00
1991	69	68	69	72	278	T8	30,000.00
1992	72	69	69	70	280	T14	16,500.00

Total \$250,963.24

Ford, Doug (73.75)

Year	1st	2nd	3rd	4th	Total	Finish	Money
1967	69	71	75	73	288	T47	\$179.17
1968	72	72	74	69	287	T55	
1969	77	75			152	CUT	
1970	69	76			145	CUT	
1971	74	75			149	CUT	
1972	73	72	76	73	294	T67	416.66
1973	70	75			145	CUT	
1974	70	73	70	74	287	T52	562.42
1975	74	75			149	CUT	
1976	76	73			149	CUT	
1977	82	81			163	CUT	
1978	75	72			147	CUT	
1979	78	73			151	CUT	
1980	73	76			149	CUT	

Total \$1,158.25

Ford, Mike (75.00)

Year	1st	2nd	3rd	4th	Total	Finish	Money
1982	75	75			150	CUT	

Ford, Scott (73.50)

Year	1st	2nd	3rd	4th	Total	Finish	Money
1995	70	77			147	CUT	

Forsman, Dan (73.46)

Year	1st	2nd	3rd	4th	Total	Finish	Money
1983	75	77			152	CUT	
1984	75	71			146	CUT	
1985	71	70	74	76	291	T53	\$1,157.50
1987	75	77			152	CUT	
1988	72	71	79	75	297	T73	1,351.00
1989	70	73	72	76	291	T54	2,290.00
1996	73	75			148	CUT	
1997	71	76			147	CUT	
2001	75	76			151	CUT	
2004	70	71	69	72	282	T32	26,670.00

Total \$31,468.50

Individual Player Records

Fought, John (75.60)

Year	1st	2nd	3rd	4th	Total	Finish	Money
1979	73	77			150	CUT	
1980	71	73			144	CUT	
1983	74	74			148	CUT	
1985	73	81			154	CUT	
1987	82	78			160	CUT	

Fowler, Peter (74.50)

Year	1st	2nd	3rd	4th	Total	Finish	Money
1984	73	76			149	CUT	

Fowler, Rickie (69.72)

Year	1st	2nd	3rd	4th	Total	Finish	Money
2010	71	70	67	74	282	T36	\$30,784.09
2011	71	67	68		206	T52	18,560.00
2012	67	70	75	71	283	T24	56,700.00
2013	71	64	71	70	276	T9	208,000.00
2014	68	73	67	67	275	T9	208,000.00
2015	68	75			143	CUT	
2016	67	69	68	74	278	T7	264,916.66

Total \$786,960.75

Foxx, Jeff (73.88)

Year	1st	2nd	3rd	4th	Total	Finish	Money
1982	72	70			142	CUT	
1985	78	73			151	CUT	
1986	76	71			147	CUT	
1987	75	76			151	CUT	

Franco, Angel (75.50)

Year	1st	2nd	3rd	4th	Total	Finish	Money
1993	77	74			151	CUT	

Franco, Carlos (72.67)

Year	1st	2nd	3rd	4th	Total	Finish	Money
2002	71	74			145	CUT	
2003	74	71			145	CUT	
2004	68	69	74	75	286	T60	\$11,287.50
2006	72	71	77	76	296	T77	10,522.50

Total \$21,810.00

Frank, Gene (72.75)

Year	1st	2nd	3rd	4th	Total	Finish	Money
1976	75	68	75	73	291	80	

Frankel, Arnold (78.50)

Year	1st	2nd	3rd	4th	Total	Finish	Money
1973	81	76			157	CUT	

Fraser, Howell (73.50)

Year	1st	2nd	3rd	4th	Total	Finish	Money
1967	74	73			147	CUT	
1968	71	74			145	CUT	
1969	74	71	72	78	295	68	\$476.19
1970	75	73			148	CUT	

Total \$476.19

Frazar, Harrison (72.36)

Year	1st	2nd	3rd	4th	Total	Finish	Money
1998	75	75			150	CUT	
1999	73	70	68	75	286	T46	\$6,587.50
2001	71	67	72	72	282	T26	25,375.00
2002	73	75			148	CUT	
2005	77	72			149	CUT	
2007	75	75			150	CUT	
2009	73	71	72	72	288	T52	17,400.00
2011	64	69	74		207	T58	17,520.00
2012	75	74			149	CUT	

Freeman, Robin (73.04)

Year	1st	2nd	3rd	4th	Total	Finish	Money
1989	74	75			149	CUT	
1992	73	78			151	CUT	
1993	72	74	71	75	292	T44	\$2,890.00
1994	69	69	69	70	277	T8	32,400.00
1995	76	75			151	CUT	
1996	73	75			148	CUT	
1997	70	67	74	73	284	T27	10,425.00
1999	78	72			150	CUT	
2000	68	70	78	73	289	T51	7,220.00
2001	78	76			154	CUT	

Total \$52,935.00

Friebert, Steve (77.00)

Year	1st	2nd	3rd	4th	Total	Finish	Money
1972	76	78			154	CUT	

Friend, Bob (71.54)

Year	1st	2nd	3rd	4th	Total	Finish	Money
1992	72	73	70	70	285	T34	\$5,160.00
1998	72	70	71		213	T32	9,340.00
1999	72	75			147	CUT	
2000	72	71	71	71	285	T24	24,900.00

Total \$39,400.00

Frost, David (71.02)

Year	1st	2nd	3rd	4th	Total	Finish	Money
1985	71	71	75	70	287	T36	\$2,304.00
1986	73	68	75	69	285	T25	4,387.50
1988	71	68	69	68	276	T2	52,266.67
1989	70	67	75	75	287	T36	4,710.00
1990	74	69	74	70	287	T68	2,000.00
1991	75	69			144	CUT	
1992	67	68	67	66	268	1	180,000.00
1993	70	72	73	66	281	T3	58,000.00
1994	67	77	71	67	282	T27	7,494.55
1995	71	73	75	71	290	T50	2,894.40
1996	67	69	74	70	280	T6	40,200.00
1997	78	67	66	70	281	T12	29,400.00
1999	74	73			147	CUT	
2000	76	71			147	CUT	
2001	70	71	72	70	283	T32	19,810.00
2002	69	72	71	76	288	T64	7,210.00
2003	71	76			147	CUT	
2004	66	72	70	77	285	T55	11,865.00

Total \$422,542.12

Fryatt, Edward (71.70)

Year	1st	2nd	3rd	4th	Total	Finish	Money
2000	72	72	69	74	287	T33	\$14,866.67
2001	70	71	74	70	285	T47	9,613.33
2002	71	74			145	CUT	

Total \$24,480.00

Fulke, Pierre (74.50)

Year	1st	2nd	3rd	4th	Total	Finish	Money
2001	77	72			149	CUT	

Individual Player Records

Funk, Fred (70.90)

Year	1st	2nd	3rd	4th	Total	Finish	Money
1989	69	76			145	CUT	
1990	67	74	70	76	287	T68	\$2,000.00
1992	69	67	71	70	277	T3	52,000.00
1993	69	75	71	69	284	T10	25,000.00
1994	69	70	69	74	282	T27	7,494.54
1995	71	68	71	70	280	T4	47,250.00
1996	72	70	67	71	280	T6	40,200.00
1997	69	70	75	75	289	T54	3,360.00
1998	74				74	W/D	
1999	72	67	70	72	281	T18	33,750.00
2000	73	70	73	75	291	T57	6,600.00
2001	70	75			145	CUT	
2002	69	73	71	68	281	T25	25,593.75
2003	71	70	64	69	274	T4	196,875.00
2004	70	72			142	CUT	
2005	69	73	74	71	287	T32	30,475.00
2006	72	67	71	76	286	T36	26,497.91
2007	71	69	73	69	282	T48	17,593.34
2016	70	71	71	73	285	T41	29,750.00

Total \$2,176,564.77

Funseth, Rod (72.05)

Year	1st	2nd	3rd	4th	Total	Finish	Money
1967	76	73			149	CUT	
1968	71	71	77		219	W/D	
1969	74	71	74	68	287	T43	\$765.00
1971	68	74	73	68	283	T22	2,041.67
1972	73	71	72	71	287	T44	705.00
1973	68	76			144	CUT	
1974	68	75	73	71	287	T52	562.43
1975	68	69	70	75	282	T21	2,257.14
1976	74	74			148	CUT	
1977	73	76			149	CUT	
1978	68	72	72	71	283	T35	1,511.25
1979	74	74			148	CUT	

Total \$7,842.49

Furgol, Ed (76.15)

Year	1st	2nd	3rd	4th	Total	Finish	Money
1967	75	74			149	CUT	
1968	81	76			157	CUT	
1969	76	75			151	CUT	
1970	74	73			147	CUT	
1972	80				80	W/D	
1973	73	72			145	CUT	
1975	72	78			150	CUT	
1976	78	75			153	CUT	
1977	78	80			158	CUT	
1978	76	76			152	CUT	
1979	81				81	W/D	

Furyk, Jim (70.12)

Year	1st	2nd	3rd	4th	Total	Finish	Money
1991	71	78			149	CUT	
1994	70	77			147	CUT	
1995	69	72	73	74	288	T40	\$4,320.00
1996	74	76			150	CUT	
1997	67	68	69	70	274	T3	87,000.00
1998	70	63	68		201	2	194,400.00
1999	70	74	70	68	282	T22	23,208.34
2000	70	70	76	73	289	T51	7,220.00
2001	71	72	67	71	281	T19	39,500.00
2002	68	69	74	67	278	T9	94,500.00
2003	66	73	71	69	279	T22	45,071.43
2005	65	69	70	71	275	2	621,000.00
2007	70	69	71	69	279	T25	49,035.00
2008	70	71	68	70	279	T12	129,000.00
2009	69	73	70	69	281	T15	120,000.00
2011	71	66	69		206	T52	18,560.00
2012	71	73			144	CUT	
2013	70	66	70	69	275	T6	268,000.00
2014	66	69	69	70	274	8	248,000.00
2015	68	69	69	67	273	T11	198,000.00

Total \$2,146,814.77

Gage, Bobby (73.00)

Year	1st	2nd	3rd	4th	Total	Finish	Money
1998	73	73	73		219	T72	\$3,474.00

Total \$3,474.00

Gainey, Tommy (71.00)

Year	1st	2nd	3rd	4th	Total	Finish	Money
2011	69	72			141	CUT	
2012	70	70	73	72	285	T38	\$32,000.00

Total \$32,000.00

Gallagher, Jeff (73.33)

Year	1st	2nd	3rd	4th	Total	Finish	Money
1996	71	74	75	69	289	T53	\$2,714.67
1998	73	73	73		219	T72	3,474.00
1999	79	73			152	CUT	

Total \$6,188.67

Gallagher, Jr., Jim (72.08)

Year	1st	2nd	3rd	4th	Total	Finish	Money
1984	80	72			152	CUT	
1985	73	72	71	67	283	T12	\$8,937.50
1986	70	73	73	69	285	T25	4,387.50
1987	74	70	73	75	292	T64	1,254.00
1989	71	77			148	CUT	
1990	69	68	70	67	274	T5	38,000.00
1991	69	71	74	71	285	T41	3,315.56
1993	78	81			159	CUT	
1995	72	69	72	75	288	T40	4,320.00
1998	71	72	70		213	T32	9,340.00
1999	75	69	72	72	288	T62	5,325.00

Total \$74,879.56

Galletta, Mal (77.50)

Year	1st	2nd	3rd	4th	Total	Finish	Money
1977	81	74			155	CUT	

Galloway, Bill (77.00)

Year	1st	2nd	3rd	4th	Total	Finish	Money
1978	75	79			154	CUT	

Individual Player Records

Gamez, Robert (72.90)

Year	1st	2nd	3rd	4th	Total	Finish	Money
1991	70	73	68	71	282	T23	\$8,225.00
1993	81	74			155	CUT	
2001	74	74			148	CUT	
2006	71	73			144	CUT	

Total \$8,225.00

Gangluff, Stephen (74.00)

Year	1st	2nd	3rd	4th	Total	Finish	Money
2002	77	71			148	CUT	

Garcia, Sergio (69.56)

Year	1st	2nd	3rd	4th	Total	Finish	Money
2000	74	70	65	68	277	3	\$204,000.00
2001	68	67	66	67	268	1	630,000.00
2002	68	70	70	71	279	T12	66,500.00
2003	70	69	66	69	274	T4	196,875.00
2004	70	67	68	67	272	1	945,000.00
2005	72	71	73	70	286	T22	48,012.50
2006	73				73	W/D	
2007	69	67	70	73	279	T25	49,035.00
2008	70	67	69	70	276	T2	616,000.00
2009	65	76	74	70	285	T31	39,900.00
2011	68	66	70		204	T32	39,781.81
2012	66	68	69	75	278	T3	464,000.00
2013	70	66	71	75	282	T37	36,800.00
2014	71	68	71	74	284	T57	17,840.00

Total \$3,353,744.31

Gardner, Buddy (72.24)

Year	1st	2nd	3rd	4th	Total	Finish	Money
1980	70	71	71	70	282	T20	\$4,035.00
1981	71	74	71	74	290	T50	945.00
1982	72	72			144	CUT	
1983	74	72	70	72	288	T37	2,070.00
1984	72	74			146	CUT	
1985	73	75			148	CUT	
1986	72	76			148	CUT	
1987	72	71	72	76	291	T58	1,314.00
1988	75	77			152	CUT	
1989	72	73			145	CUT	
1990	66	71	71	72	280	T20	11,650.00
1991	69	70	69	74	282	T23	8,225.00
1992	68	76	68	71	283	T26	7,550.00
1993	75	76			151	CUT	
1995	75	70	77	71	293	T65	2,460.00

Total \$38,249.00

Garner, Tom (73.25)

Year	1st	2nd	3rd	4th	Total	Finish	Money
1987	71	76			147	CUT	
1994	71	75			146	CUT	

Garnett, Brice (75.00)

Year	1st	2nd	3rd	4th	Total	Finish	Money
2014	72	78			150	CUT	

Garrett, Bill (75.00)

Year	1st	2nd	3rd	4th	Total	Finish	Money
1971	71	79			150	CUT	

Garrigus, Robert (72.00)

Year	1st	2nd	3rd	4th	Total	Finish	Money
2006	74	68	77	74	293	T66	\$11,787.50
2007	70	70	68	66	274	T9	189,000.00
2009	75	75			150	CUT	
2010	69	72	69	74	284	T52	17,587.50
2011	70	73			143	CUT	
2012	73	68	77	74	292	T71	15,760.00
2013	72	71			143	CUT	
2014	71	73			144	CUT	
2016	77				77	W/D	

Total \$234,135.00

Gay, Brian (71.08)

Year	1st	2nd	3rd	4th	Total	Finish	Money
1999	74	73			147	CUT	
2000	75	73			148	CUT	
2001	71	71	71	71	284	T37	\$14,000.00
2002	68	70	72	71	281	T25	25,593.75
2003	74	73			147	CUT	
2004	70	68	68	75	281	T28	36,487.50
2005	69	66	71	73	279	T3	299,000.00
2006	74	76			150	CUT	
2007	65	73	72	71	281	T41	24,500.00
2008	73	72			145	CUT	
2009	70	72	71	67	280	T12	157,500.00
2010	66	72	71	70	279	T21	75,000.00
2011	68	71			139	CUT	
2012	71	72	72	72	287	T54	18,000.00
2013	68	72	77	67	284	T43	24,960.00

Total \$675,041.25

Geiberger, Al (71.60)

Year	1st	2nd	3rd	4th	Total	Finish	Money
1967	72	71	68	74	285	T30	\$1,625.00
1968	76	70			146	CUT	
1969	70	74	70	74	288	T48	520.47
1970	72	71	69	73	285	T48	414.28
1971	71	75			146	CUT	
1972	76	70			146	CUT	
1973	69	72	74	71	286	T54	543.83
1974	71	71	71	69	282	T26	1,701.45
1975	72	74			146	CUT	
1976	69	71	67	71	278	T13	5,250.00
1978	70	70	69	71	280	T16	3,900.00
1979	74	76			150	CUT	
1985	72	74			146	CUT	

Total \$13,955.03

Geiberger, Brent (71.39)

Year	1st	2nd	3rd	4th	Total	Finish	Money
1997	70	73	76	71	290	T63	\$3,165.00
1999	70	72	67	73	282	T22	23,208.33
2001	70	69	73	72	284	T37	14,000.00
2002	68	75	69	68	280	T18	42,600.00
2006	78	71			149	CUT	

Total \$82,973.33

Gentile, John (74.82)

Year	1st	2nd	3rd	4th	Total	Finish	Money
1976	70	74			144	CUT	
1978	72	73			145	CUT	
1979	79	72			151	CUT	
1982	78	75			153	CUT	
1984	73	72			145	CUT	
1985	85				85	W/D	

Ghezzi, Victor (74.67)

Year	1st	2nd	3rd	4th	Total	Finish	Money
1967	72				72	W/D	
1968	78	74			152	CUT	

Individual Player Records

Gibson, Kelly (74.28)

Year	1st	2nd	3rd	4th	Total	Finish	Money
1992	71	73	71	76	291	T62	\$2,140.00
1993	73	78			151	CUT	
1994	68	77			145	CUT	
1995	72	76			148	CUT	
1996	69	73	78	72	292	T73	2,268.00
1998	71	79			150	CUT	
2000	77	83			160	CUT	

Total \$4,408.00

Gilbert, Gibby (71.16)

Year	1st	2nd	3rd	4th	Total	Finish	Money
1969	74	72			146	CUT	
1970	70	73	71	70	284	T41	\$835.72
1971	67	70	68	70	275	T2	23,125.00
1972	75				75	W/D	
1973	67	72	68	67	274	T5	9,083.34
1974	72	68	71	71	282	T26	1,701.44
1975	73	68	71	72	284	T33	1,412.67
1976	72	70	76	76	294	83	
1978	69	68	68	73	278	T5	9,930.00
1979	72	71	70	75	288	T41	1,440.00
1980	69	69	70	67	275	2	43,200.00
1981	68	68	71	70	277	T2	29,866.67
1982	72	70			142	CUT	
1983	70	73	76	70	289	T41	1,492.00
1984	71	73	68	73	285	T41	1,850.00
1985	73	76			149	CUT	
1986	72	71	76	67	286	T33	3,390.00
1987	78				78	W/D	
1989	72	79			151	CUT	

Total \$127,326.84

Gilbert, Jim (75.50)

Year	1st	2nd	3rd	4th	Total	Finish	Money
1971	72	79			151	CUT	

Gilbert, Larry (73.00)

Year	1st	2nd	3rd	4th	Total	Finish	Money
1972	75	71			146	CUT	

Gilder, Bob (71.68)

Year	1st	2nd	3rd	4th	Total	Finish	Money
1976	74	66	74	72	286	T63	\$517.50
1977	72	76			148	CUT	
1978	74	72			146	CUT	
1979	72	73	70	70	285	T23	3,371.43
1980	69	67	76	72	284	T29	2,600.00
1981	77	74			151	CUT	
1982	64	63	65	69	261	1	72,000.00
1983	69	74	72	72	287	T31	2,610.00
1984	74	77			151	CUT	
1985	75	73			148	CUT	
1986	75	71			146	CUT	
1989	72	76			148	CUT	
1990	70	69	72	72	283	T37	4,400.00
1991	73	74			147	CUT	
1992	71	70	69	76	286	T39	4,000.00
1993	72	72	69	70	283	T7	31,166.66
1994	73	72			145	CUT	
1995	73	70	68	70	281	T8	33,600.00
1996	74	70	75	72	291	T69	2,388.00
1997	69	74	72	69	284	T27	10,425.00
1998	71	75	72		218	T68	3,618.00

Total \$170,696.59

Gillis, Tom (71.75)

Year	1st	2nd	3rd	4th	Total	Finish	Money
2003	71	65	70	72	278	T18	\$67,500.00
2005	71	71	77	84	303	72	11,270.00
2010	71	72			143	CUT	
2011	69	74			143	CUT	
2012	69	72	68	72	281	T10	160,888.89

Total \$239,658.89

Gilmore, Mike (76.00)

Year	1st	2nd	3rd	4th	Total	Finish	Money
1991	73	73			146	CUT	
1992	76	74			150	CUT	
1993	76	72			148	CUT	
1997	79	82			161	CUT	
2000	77	78			155	CUT	

Ginsberg, Roger (75.80)

Year	1st	2nd	3rd	4th	Total	Finish	Money
1972	72	72	75	80	299	74	\$416.66
1979	80				80	W/D	

Total \$416.66

Glasson, Bill (73.17)

Year	1st	2nd	3rd	4th	Total	Finish	Money
1992	77	73			150	CUT	
2005	70	71	78	70	289	T46	\$15,939.00

Total \$15,939.00

Gleeton, Tom (74.00)

Year	1st	2nd	3rd	4th	Total	Finish	Money
1986	77	71			148	CUT	

Glenn, David (72.10)

Year	1st	2nd	3rd	4th	Total	Finish	Money
1973	69	70	66	70	275	8	\$7,375.00
1974	74	72			146	CUT	
1975	74	78			152	CUT	
1979	75	73			148	CUT	

Total \$7,375.00

Glisson, Billy (70.75)

Year	1st	2nd	3rd	4th	Total	Finish	Money
1982	66	72	71	74	283	T57	\$880.00

Total \$880.00

Glover, Lucas (72.78)

Year	1st	2nd	3rd	4th	Total	Finish	Money
2004	73	75			148	CUT	
2005	70	73	72	71	286	T22	\$48,012.50
2006	72	66	77	79	294	T70	11,270.00
2007	72	71			143	CUT	
2008	70	70	75	70	285	T55	15,680.00
2009	75	81			156	CUT	
2010	72	74			146	CUT	
2011	74	71			145	CUT	
2013	71				71	W/D	
2016	69	74	73	75	291	T70	16,745.00

Total \$91,707.50

Glover, Randy (73.00)

Year	1st	2nd	3rd	4th	Total	Finish	Money
1967	71	75			146	CUT	
1968	72	71	76	73	292	T68	

Individual Player Records

Goalby, Bob (72.24)

Year	1st	2nd	3rd	4th	Total	Finish	Money
1967	73	70	72	76	291	T65	
1968	69	71	71	74	285	T43	\$664.29
1969	71	69	71	71	282	T10	5,500.00
1970	70	73	71	73	287	T59	312.50
1971	75	75			150	CUT	
1972	78				78	W/D	
1973	72	72			144	CUT	
1974	73	72			145	CUT	
1976	79	71			150	CUT	
1977	71	72	72	68	283	T23	2,587.50
Total							\$9,064.29

Gogel, Matt (71.94)

Year	1st	2nd	3rd	4th	Total	Finish	Money
2000	75	74			149	CUT	
2001	70	71	71	72	284	T37	\$14,000.00
2002	71	74			145	CUT	
2003	71	70	73	71	285	T49	12,340.00
2005	71	74	70	73	288	T40	21,850.00
Total							\$48,190.00

Goggin, Mathew (71.38)

Year	1st	2nd	3rd	4th	Total	Finish	Money
2000	70	73	72	72	287	T33	\$14,866.67
2001	74	73			147	CUT	
2003	71	71	71	74	287	T58	11,050.00
2006	73	68	68	70	279	T9	155,250.00
2007	70	74			144	CUT	
2008	67	74	69	67	277	T4	289,333.34
2009	78				78	W/D	
Total							\$470,500.01

Goldstrand, Joel (74.00)

Year	1st	2nd	3rd	4th	Total	Finish	Money
1968	74	73			147	CUT	
1970	74	70	77	72	293	80	\$312.50
1971	76	76			152	CUT	
Total							\$312.50

Gómez, Fabián (72.13)

Year	1st	2nd	3rd	4th	Total	Finish	Money
2015	71	71	69	78	289	71	\$16,335.00
2016	73	71	74	70	288	T60	18,445.00
Total							\$34,780.00

Gomez, Jaime (76.50)

Year	1st	2nd	3rd	4th	Total	Finish	Money
1993	73	80			153	CUT	

Gonzales, Andres (74.50)

Year	1st	2nd	3rd	4th	Total	Finish	Money
2015	75	74			149	CUT	

Gonzalez, Ernie (74.25)

Year	1st	2nd	3rd	4th	Total	Finish	Money
1985	66	78	83	73	300	T76	\$935.00
1986	76	71			147	CUT	
1988	75	72			147	CUT	
Total							\$935.00

Gonzalez, Jaime (73.50)

Year	1st	2nd	3rd	4th	Total	Finish	Money
1981	75	72			147	CUT	

Gooch, Lan (74.00)

Year	1st	2nd	3rd	4th	Total	Finish	Money
1998	74				74	W/D	

Goosen, Retief (71.00)

Year	1st	2nd	3rd	4th	Total	Finish	Money
2002	67	72	70	72	281	T25	\$25,593.75
2003	67	66	73	72	278	T18	67,500.00
2006	71	72	69	73	285	T29	35,773.21
2007	68	68	74	74	284	T60	15,120.00
2008	73	73			146	CUT	
2009	70	74	74	74	292	T70	14,850.00
2010	70	70	69	70	279	T21	75,000.00
2011	68	68	76		212	72	15,680.00
2014	69	69	74	74	286	T66	16,560.00
Total							\$266,076.96

Goosie, J.C. (71.25)

Year	1st	2nd	3rd	4th	Total	Finish	Money
1970	73	68	69	70	280	T17	\$3,125.00
1971	68	76	71	75	290	T62	333.33
Total							\$3,458.33

Gore, Jason (71.56)

Year	1st	2nd	3rd	4th	Total	Finish	Money
2001	73	69	68	78	288	T56	\$7,770.00
2003	73	71			144	CUT	
2006	78	69			147	CUT	
2007	72	67	75	73	287	71	13,860.00
2008	74	70			144	CUT	
2015	71	69	70	68	278	T30	46,933.34
Total							\$68,563.34

Gorman, Bryan (74.00)

Year	1st	2nd	3rd	4th	Total	Finish	Money
1996	74	74			148	CUT	

Gossett, David (72.13)

Year	1st	2nd	3rd	4th	Total	Finish	Money
2002	66	67	70	71	274	T2	\$261,333.34
2003	71	75			146	CUT	
2004	81	76			157	CUT	
Total							\$261,333.34

Gotsche, Steve (73.17)

Year	1st	2nd	3rd	4th	Total	Finish	Money
1994	75	72			147	CUT	
1995	74	73			147	CUT	
2000	72	73			145	CUT	

Gove, Jeff (73.20)

Year	1st	2nd	3rd	4th	Total	Finish	Money
2000	77	76			153	CUT	
2002	71	72	71	73	287	T60	\$7,595.00
2006	70	75			145	CUT	
2007	75	72			147	CUT	
Total							\$7,595.00

Gove, Mike (73.50)

Year	1st	2nd	3rd	4th	Total	Finish	Money
1980	74	76			150	CUT	
1981	77	74			151	CUT	
1982	76	74			150	CUT	
1984	71	70	78	75	294	T68	\$1,010.00
1986	73	72	70	69	284	T18	7,302.86
Total							\$8,312.86

Individual Player Records

Gow, Paul (70.81)

Year	1st	2nd	3rd	4th	Total	Finish	Money
2001	71	68	72	71	282	T26	\$25,375.00
2002	68	73	68	72	281	T25	25,593.75
2003	73	69	72	70	284	T43	16,033.33
2005	70	74	70	72	286	T22	48,012.50

Total \$115,014.58

Goydos, Paul (71.71)

Year	1st	2nd	3rd	4th	Total	Finish	Money
1993	73	73	68	71	285	T13	\$19,333.33
1994	72	73			145	CUT	
1995	72	74			146	CUT	
1996	70	75	69	68	282	T11	25,440.00
1998	66	74	75		215	T47	4,623.43
1999	77	73			150	CUT	
2000	71	68	72	72	283	T16	48,000.00
2003	72	72			144	CUT	
2005	76	70			146	CUT	
2006	71	73			144	CUT	
2007	71	69	66	76	282	T48	17,593.33
2008	70	72	77	76	295	T2	13,720.00
2009	65	71	68	75	279	T9	202,500.00
2011	72	72			144	CUT	

Total \$331,210.09

Grace, Branden (75.00)

Year	1st	2nd	3rd	4th	Total	Finish	Money
2016	76	74			150	CUT	

Grady, Wayne (72.33)

Year	1st	2nd	3rd	4th	Total	Finish	Money
1984	72	74			146	CUT	
1985	68	70	73	74	285	T25	\$3,900.00
1987	73	70	73	75	291	T58	1,314.00
1988	75	69	71	70	285	T25	5,460.00
1989	69	65	71	72	277	1	180,000.00
1990	73	70	75	74	292	85	1,700.00
1991	67	71	72	71	281	T17	13,533.33
1992	79	71			150	CUT	
1993	76	74			150	CUT	
1994	73	74			147	CUT	
1996	70	74	72	72	288	T43	3,506.40
1998	71	72	73		216	T54	4,032.00
1999	71	80			151	CUT	
2000	72	79			151	CUT	

Total \$213,445.73

Graham, David (71.23)

Year	1st	2nd	3rd	4th	Total	Finish	Money
1971	72	75			147	CUT	
1972	69	74	71	71	285	T32	\$1,425.00
1973	68	70	77	69	284	T44	775.00
1974	70	69	68	70	277	T9	5,750.00
1975	71	72	69	75	287	T49	615.00
1976	63	68	70	71	272	1	60,000.00
1977	72	73	72	74	291	T60	562.50
1978	69	68	76	66	279	T10	6,150.00
1979	65	73	69	71	278	T2	35,200.00
1980	65	67	77	69	278	T7	11,640.00
1982	69	74			143	CUT	
1983	74	74			148	CUT	
1984	68	71	69	66	274	T2	37,333.34
1985	73	68	72	70	283	T12	8,937.50
1986	75	70	76	73	294	T71	1,182.00
1987	76	75			151	CUT	
1988	75	71			146	CUT	
1989	77	73			150	CUT	
1995	74	75			149	CUT	

Total \$169,570.34

Graham, Lou (72.08)

Year	1st	2nd	3rd	4th	Total	Finish	Money
1967	73	75			148	CUT	
1968	72	78			150	CUT	
1970	70	73	70	69	282	T28	\$1,635.71
1971	70	73	73	65	281	T11	4,468.75
1972	74	76			150	CUT	
1973	74	73			147	CUT	
1974	71	72	69	72	284	T41	975.00
1975	72	74			146	CUT	
1976	75	66	69	73	283	T48	759.00
1980	74	70			144	CUT	
1981	71	73	69	70	283	T16	5,800.00
1982	71	72			143	CUT	
1983	74	71	74	73	292	T65	936.00
1984	70	76			146	CUT	
1986	73	72	72	72	289	T48	1,477.50
1987	75	71	72	74	292	T64	1,254.00

Total \$17,305.96

Grant, Jim (72.10)

Year	1st	2nd	3rd	4th	Total	Finish	Money
1968	73	70	75	74	292	T68	
1970	69	71	72	69	281	T23	\$2,110.00
1971	72	76			148	CUT	

Total \$2,110.00

Gravley, Mike (73.50)

Year	1st	2nd	3rd	4th	Total	Finish	Money
1982	69	78			147	CUT	

Total \$2,110.00

Gray, Thomas (72.88)

Year	1st	2nd	3rd	4th	Total	Finish	Money
1981	77	71			148	CUT	
1983	71	69	73	72	285	T21	\$4,860.00
1984	71	79			150	CUT	

Total \$4,860.00

Green, Hubert (71.52)

Year	1st	2nd	3rd	4th	Total	Finish	Money
1972	71	71	70	72	284	T24	\$1,893.75
1973	68	69	71	72	280	T27	1,850.00
1974	72	73			145	CUT	
1975	76	78			154	CUT	
1976	67	71	70	73	281	T33	1,551.42
1978	70	68	68	70	276	3	21,300.00
1979	73	69	70	71	283	T13	7,500.00
1981	71	71	69	78	289	T40	1,365.60
1982	68	68	72	74	282	T47	995.20
1983	77	72			149	CUT	
1984	70	76			146	CUT	
1985	75	76			151	CUT	
1986	72	65	74	73	284	T18	7,302.85

Total \$43,758.82

Green, Jimmy (72.92)

Year	1st	2nd	3rd	4th	Total	Finish	Money
1997	73	76			149	CUT	
1999	71	73	72	79	295	T80	\$4,450.00
2000	68	73	73	68	282	T13	58,000.00
2001	74	75			149	CUT	

Total \$62,450.00

Individual Player Records

Green, Ken (72.82)

Year	1st	2nd	3rd	4th	Total	Finish	Money
1983	77	79			156	CUT	
1984	76	72			148	CUT	
1985	72	77			149	CUT	
1986	81				81	W/D	
1987	75	70	65	71	281	T11	\$13,800.00
1988	71	68	67	70	276	T2	52,266.66
1989	72	73			145	CUT	
1990	70	67	69	67	273	4	48,000.00
1991	68	70	74	72	284	T38	4,500.00
1992	73	76			149	CUT	
1993	70	79			149	CUT	
1994	79				79	W/D	
1995	75	72			147	CUT	
1996	72	72	73	74	291	T69	2,388.00
1997	74	71	70	78	293	T72	2,895.00
1998	84				84	DQ	
2001	73	72			145	CUT	
2005	74				74	W/D	

Total \$123,849.66

Green, Nathan (72.50)

Year	1st	2nd	3rd	4th	Total	Finish	Money
2006	69	73	71	75	288	T47	\$14,969.17
2007	72	70	74	70	286	T69	14,070.00
2008	77	67			144	CUT	
2009	71	77			148	CUT	
2010	72	77			149	CUT	

Total \$29,039.17

Greene, Bert (71.46)

Year	1st	2nd	3rd	4th	Total	Finish	Money
1967	77	70			147	CUT	
1968	73	70	73	70	286	T50	\$100.00
1969	67	69	68	72	276	2	28,500.00
1970	71	75			146	CUT	
1971	68	75	68	72	283	T22	2,041.66
1972	74	73			147	CUT	
1974	74	71			145	CUT	
1975	69	68	72	76	285	T36	1,076.33

Total \$31,717.99

Greenwood, Bobby (73.43)

Year	1st	2nd	3rd	4th	Total	Finish	Money
1970	70	76			146	CUT	
1971	69	73	74	75	291	T66	\$333.00
1972	73	72	77	72	294	T67	416.66
1974	75	76			151	CUT	
1975	78	68			146	CUT	

Total \$749.66

Greer, Brad (75.25)

Year	1st	2nd	3rd	4th	Total	Finish	Money
1986	76	78			154	CUT	
1987	76	71			147	CUT	

Greiner, Otto (74.00)

Year	1st	2nd	3rd	4th	Total	Finish	Money
1967	75	73			148	CUT	

Grillo, Emiliano (69.00)

Year	1st	2nd	3rd	4th	Total	Finish	Money
2016	67	69	71	69	276	T2	\$748,000.00

Total \$748,000.00

Grimes, Tony (74.50)

Year	1st	2nd	3rd	4th	Total	Finish	Money
1987	75	72			147	CUT	
1989	72	79			151	CUT	

Grob, Mike (72.25)

Year	1st	2nd	3rd	4th	Total	Finish	Money
2003	73	67	74	75	289	T66	\$10,300.00

Total \$10,300.00

Groh, Gary (73.29)

Year	1st	2nd	3rd	4th	Total	Finish	Money
1969	78	73			151	CUT	
1974	72	74			146	CUT	
1975	71	72	77	75	295	T69	\$381.00
1976	70	74			144	CUT	
1978	71	70	77	72	290	T65	510.00

Total \$891.00

Gronberg, Mathias (72.13)

Year	1st	2nd	3rd	4th	Total	Finish	Money
2004	73	72			145	CUT	
2005	70	70	71	77	288	T40	\$21,850.00
2006	73	71			144	CUT	

Total \$21,850.00

Grunewald, Kelly (75.50)

Year	1st	2nd	3rd	4th	Total	Finish	Money
2001	77	74			151	CUT	

Grygiel, Jeff (73.63)

Year	1st	2nd	3rd	4th	Total	Finish	Money
1985	73	74			147	CUT	
1986	69	73	73	74	289	T48	\$1,477.50
1993	76	77			153	CUT	

Total \$1,477.50

Guernsey, Keith (74.00)

Year	1st	2nd	3rd	4th	Total	Finish	Money
1977	76	72			148	CUT	

Guerra, Jim (79.50)

Year	1st	2nd	3rd	4th	Total	Finish	Money
1988	78	81			159	CUT	

Gullion, Joey (71.50)

Year	1st	2nd	3rd	4th	Total	Finish	Money
1996	71	74	70	71	286	T31	\$6,520.00

Total \$6,520.00

Gumlia, Dave (73.50)

Year	1st	2nd	3rd	4th	Total	Finish	Money
1967	71	70	72	75	288	T47	\$179.16
1968	78	75			153	CUT	

Total \$179.16

Gump, Scott (72.74)

Year	1st	2nd	3rd	4th	Total	Finish	Money
1991	72	70	75	74	291	65	\$2,100.00
1992	75	76			151	CUT	
1993	78	76			154	CUT	
1995	72	77			149	CUT	
1996	70	72	77	69	288	T43	3,506.40
1997	72	74			146	CUT	
1998	73	71	70		214	T41	6,480.00
1999	72	73	68	70	283	T28	16,267.86
2000	75	64	75	74	288	T42	9,420.00

Total \$37,774.26

Gunas, David (81.00)

Year	1st	2nd	3rd	4th	Total	Finish	Money
1996	81	81			162	CUT	

Guss, Skip (81.00)

Year	1st	2nd	3rd	4th	Total	Finish	Money
1978	86	76			162	CUT	

Individual Player Records

Guthrie, Luke (71.60)

Year	1st	2nd	3rd	4th	Total	Finish	Money
2013	70	73			143	CUT	
2014	71	72	72		215	T71	\$15,680.00

Total \$15,680.00

Gutschewski, Scott (73.50)

Year	1st	2nd	3rd	4th	Total	Finish	Money
2005	76	71			147	CUT	

Haas, Bill (70.54)

Year	1st	2nd	3rd	4th	Total	Finish	Money
2007	68	68	72	74	282	T48	\$17,593.33
2008	71	68	71	75	285	T55	15,680.00
2009	72	70	69	72	283	T24	63,937.50
2010	69	73	67	74	283	T47	19,830.00
2011	67	68	68		203	T24	61,900.00
2012	71	75			146	CUT	
2013	73	66	71	70	280	T25	58,500.00
2014	70	70	70	67	277	T15	132,000.00
2015	71	70	67	74	282	T53	19,008.00
2016	72	76			148	CUT	

Total \$388,448.83

Haas, Fred (74.50)

Year	1st	2nd	3rd	4th	Total	Finish	Money
1972	74	75			149	CUT	

Haas, Hunter (74.67)

Year	1st	2nd	3rd	4th	Total	Finish	Money
2001	75	83			158	CUT	
2005	71	75			146	CUT	
2011	70	74			144	CUT	

Haas, Jay (71.24)

Year	1st	2nd	3rd	4th	Total	Finish	Money
1977	71	72	70	74	287	T43	\$960.00
1978	67	72	72	69	280	T16	3,900.00
1979	70	78			148	CUT	
1980	71	71	69	71	282	T20	4,035.00
1981	70	72	69	71	282	T12	8,100.00
1982	69	70	72	68	279	T31	2,425.00
1983	70	69	73	74	286	T25	3,435.00
1984	67	68	68	71	274	T2	37,333.33
1985	71	73	72	74	290	T49	1,247.50
1986	65	73	73	70	281	T8	16,800.00
1987	68	69	75	73	285	T28	3,904.29
1988	70	70	72	72	284	T23	7,000.00
1989	70	72	75	72	289	T47	2,568.57
1990	67	67	72	71	277	T11	24,000.00
1991	74	73			147	CUT	
1992	72	75			147	CUT	
1993	70	75	70	82	297	T63	2,100.00
1994	68	70	69	67	274	T3	69,600.00
1995	77	70			147	CUT	
1996	71	75			146	CUT	
1999	68	73	73	70	284	T35	12,062.50
2000	73	77			150	CUT	
2001	68	73	72	69	282	T26	25,375.00
2002	70	73	78	71	292	T79	6,265.00
2003	74	68	67	65	274	T4	196,875.00
2004	73	70			143	CUT	
2005	72	75			147	CUT	

Total \$427,986.19

Haas, Jerry (72.29)

Year	1st	2nd	3rd	4th	Total	Finish	Money
1990	74	81			155	CUT	
1991	71	71	69	74	285	T41	\$3,315.55
1992	70	73	70	75	288	T50	2,362.50
1995	70	72	70	72	284	T18	14,100.00

Total \$19,778.05

Hadley, Chesson (73.00)

Year	1st	2nd	3rd	4th	Total	Finish	Money
2014	74	69	70	78	291	T70	\$16,000.00
2015	72	75			147	CUT	

Total \$16,000.00

Hadley, Jeff (81.50)

Year	1st	2nd	3rd	4th	Total	Finish	Money
1983	81	82			163	CUT	

Hadwin, Adam (72.33)

Year	1st	2nd	3rd	4th	Total	Finish	Money
2015	73	72			145	CUT	
2016	70	68	74	77	289	T64	\$17,765.00

Total \$17,765.00

Hager, Joe (73.00)

Year	1st	2nd	3rd	4th	Total	Finish	Money
1979	75	74			149	CUT	
1982	70	73			143	CUT	

Hahn, James (71.90)

Year	1st	2nd	3rd	4th	Total	Finish	Money
2013	68	76			144	CUT	
2014	76	70			146	CUT	
2015	69	72	68	74	283	T58	\$18,232.50
2016	75	71			146	CUT	

Total \$18,232.50

Hallberg, Gary (72.15)

Year	1st	2nd	3rd	4th	Total	Finish	Money
1980	71	72	75	77	295	T75	\$756.00
1983	67	74	76	72	289	T41	1,492.00
1985	75	72			147	CUT	
1986	74	74			148	CUT	
1989	72	71	67	72	282	T15	17,000.00
1990	70	75			145	CUT	
1991	73	71			144	CUT	
1994	71	67	72	71	281	T22	11,520.00
1998	75	69	73		217	T63	3,780.00

Total \$34,548.00

Haldorson, Dan (71.97)

Year	1st	2nd	3rd	4th	Total	Finish	Money
1983	72	72	68	71	283	T10	\$9,975.00
1984	72				72	W/D	
1987	71	74	71	73	289	T48	1,548.00
1988	70	75	68	74	287	T36	3,084.25
1989	71	72	74	72	289	T47	2,568.57
1990	70	71	73	76	290	T80	1,790.00
1991	73	70	70	72	285	T41	3,315.56
1992	71	69	73	74	287	T45	2,928.00
1993	74	75			149	CUT	

Total \$25,209.38

Hallet, Jim (72.04)

Year	1st	2nd	3rd	4th	Total	Finish	Money
1985	75	70	76	71	292	T57	\$1,115.00
1988	70	71	69	72	282	T12	13,300.00
1989	71	70	69	78	288	T41	3,600.00
1990	71	71	74	71	287	T68	2,000.00
1991	72	69	73	69	283	T31	5,671.43
1992	73	73			146	CUT	
1993	75	76			151	CUT	

Total \$25,686.43

Individual Player Records

Hamarik, John (73.00)

Year	1st	2nd	3rd	4th	Total	Finish	Money
1984	71	75			146	CUT	

Hamilton, Gar (72.00)

Year	1st	2nd	3rd	4th	Total	Finish	Money
1980	74	70			144	CUT	

Hamilton, Todd (73.20)

Year	1st	2nd	3rd	4th	Total	Finish	Money
2004	72	71			143	CUT	
2006	71	71	75	72	289	T53	\$13,248.00
2009	71	74	79	76	300	77	13,950.00

Total \$27,198.00

Hammer, Laurie (74.00)

Year	1st	2nd	3rd	4th	Total	Finish	Money
1967	76	69	75	76	296	T74	

Hammond, Donnie (72.39)

Year	1st	2nd	3rd	4th	Total	Finish	Money
1983	71	76	73	71	291	T56	\$990.00
1984	76				76	W/D	
1985	75	69	68	71	283	T12	8,937.50
1986	74	72			146	CUT	
1989	71	69	72	73	285	T30	6,650.00
1992	74	71	72	78	295	T70	1,990.00
1996	71	78			149	CUT	
1998	72	73	73		218	T68	3,618.00
2003	70	72	73	69	284	T43	16,033.33

Total \$38,218.83

Hammond, Mike (73.50)

Year	1st	2nd	3rd	4th	Total	Finish	Money
1988	71	74	75	74	294	67	\$1,442.00

Total \$1,442.00

Hancock, Phillip (72.21)

Year	1st	2nd	3rd	4th	Total	Finish	Money
1977	73	75			148	CUT	
1978	70	69	74	71	284	T39	\$1,230.00
1979	74	70	70	72	286	T30	2,484.00
1980	67	70	70	69	276	3	27,200.00
1981	82				82	W/D	
1982	74	71			145	CUT	
1983	73	72	76	67	288	T37	2,070.00
1984	73	75			148	CUT	
1985	76				76	DQ	

Total \$32,984.00

Hanscom, Dick (74.00)

Year	1st	2nd	3rd	4th	Total	Finish	Money
1968	71	77			148	CUT	

Hansen, Anders (71.50)

Year	1st	2nd	3rd	4th	Total	Finish	Money
2007	71	72			143	CUT	

Harden, Jack (75.50)

Year	1st	2nd	3rd	4th	Total	Finish	Money
1970	73	78			151	CUT	

Hardin, Gary (76.50)

Year	1st	2nd	3rd	4th	Total	Finish	Money
1977	76	77			153	CUT	

Harman, Brian (70.67)

Year	1st	2nd	3rd	4th	Total	Finish	Money
2012	65	75	68	71	279	T5	\$281,000.00
2013	73	75			148	CUT	
2014	69	74	68	73	284	T57	17,840.00
2015	71	68	71	68	278	T30	46,933.34
2016	70	72	71	70	283	T22	72,722.22

Total \$418,495.56

Harmon, Jr., Claude (75.33)

Year	1st	2nd	3rd	4th	Total	Finish	Money
1969	76	69	77	76	298	69	\$476.19
1970	80	74			154	CUT	

Total \$476.19

Harmon, Claude (80.33)

Year	1st	2nd	3rd	4th	Total	Finish	Money
1967	80				80	W/D	
1968	82	79			161	CUT	

Harney, Paul (70.80)

Year	1st	2nd	3rd	4th	Total	Finish	Money
1967	71	74	71	72	288	T47	\$179.17
1969	68	69	75	71	283	T14	3,277.27
1970	71	71	70	67	279	T13	4,375.00
1971	70	73	73	66	282	T19	3,000.00
1972	73	72	68	71	284	T24	1,893.75

Total \$12,725.19

Harrington, Dennis (74.00)

Year	1st	2nd	3rd	4th	Total	Finish	Money
1990	72	76			148	CUT	

Harrington, Pdraig (69.91)

Year	1st	2nd	3rd	4th	Total	Finish	Money
2004	68	68	68	68	272	T2	\$462,000.00
2005	71	65	68	70	274	1	1,035,000.00
2006	74	66	75	71	286	T36	26,497.92
2007	71	68	70	71	280	T35	33,775.00
2008	72	73			145	CUT	
2009	67	75	67	67	276	T2	495,000.00
2010	69	68	71	75	283	T47	19,830.00
2011	65	67	69		201	T13	145,600.00
2012	64	75	75	68	282	T19	96,960.00
2015	73	75			148	CUT	

Total \$2,314,662.92

Harris, John (76.50)

Year	1st	2nd	3rd	4th	Total	Finish	Money
1976	75	78			153	CUT	

Harris, Labron (72.43)

Year	1st	2nd	3rd	4th	Total	Finish	Money
1967	73	73			146	CUT	
1970	72	72	72	71	287	T59	\$312.50
1971	71	75			146	CUT	
1972	66	77	71	75	289	T54	416.67
1974	75	71			146	CUT	

Total \$729.17

Individual Player Records

Hart, Dudley (71.52)

Year	1st	2nd	3rd	4th	Total	Finish	Money
1991	81	71			152	CUT	
1992	70	73	68	76	287	T45	\$2,928.00
1993	66	77	72	76	291	T38	4,200.00
1994	77	67	70	74	288	T58	2,652.00
1995	74	73			147	CUT	
1997	74	71	73	71	289	T54	3,360.00
1999	71	70	75	71	287	T54	5,625.00
2002	73	65	74	70	282	T33	18,491.67
2003	70	69	73	68	280	T29	35,500.00
2004	67	71	73	71	282	T32	26,670.00
2005	71	69	70	73	283	T12	112,700.00
2008	67	69	73	70	279	T12	129,000.00

Total \$341,126.67

Hart, Jeff (72.72)

Year	1st	2nd	3rd	4th	Total	Finish	Money
1985	81	71			152	CUT	
1990	69	70	73	75	287	T68	\$2,000.00
1996	77	74			151	CUT	
1997	72	69	72	70	283	T21	15,000.00
2001	69	71	73	75	288	T56	7,770.00
2005	76	72			148	CUT	

Total \$24,770.00

Hart, Steve (73.56)

Year	1st	2nd	3rd	4th	Total	Finish	Money
1983	81	76			157	CUT	
1989	73	71			144	CUT	
1990	71	70	72	71	284	T43	\$3,120.00
1992	70	72	77	76	295	T70	1,990.00
1995	75	76			151	CUT	
1997	72	74			146	CUT	
2000	74	73			147	CUT	

Total \$5,110.00

Hartmann, Rick (74.83)

Year	1st	2nd	3rd	4th	Total	Finish	Money
1997	74	76			150	CUT	
2001	74	74			148	CUT	
2002	79	72			151	CUT	

Harwood, Mike (71.75)

Year	1st	2nd	3rd	4th	Total	Finish	Money
1992	71	73	70	73	287	T45	\$2,928.00

Total \$2,928.00

Hatalsky, Morris (73.28)

Year	1st	2nd	3rd	4th	Total	Finish	Money
1977	72	73	80	68	293	T66	\$400.00
1978	79	71			150	CUT	
1979	73	78			151	CUT	
1980	73	72			145	CUT	
1984	73	74			147	CUT	
1986	72	69	76	74	291	T64	1,254.00
1987	71	68	72	67	278	T4	24,800.00
1989	72	79			151	CUT	
1990	70	76			146	CUT	
1992	75	80			155	CUT	
1993	75	71	73	71	290	T34	5,275.00
1994	72	76			148	CUT	

Total \$31,729.00

Hawkins, Scott (76.00)

Year	1st	2nd	3rd	4th	Total	Finish	Money
1994	76	76			152	CUT	

Hayes, J.P. (70.96)

Year	1st	2nd	3rd	4th	Total	Finish	Money
1992	71	76			147	CUT	
1995	73	71	69	71	284	T18	\$14,100.00
1997	72	72	76	72	292	T69	3,000.00
1998	66	67	68		201	1	324,000.00
1999	73	70	68	72	283	T28	16,267.86
2000	69	72	72	71	284	T19	36,360.00
2001	68	69	67	69	273	T3	182,000.00
2002	73	76			149	CUT	
2003	73	66	71	73	283	T36	22,535.71
2004	73	70			143	CUT	
2005	70	72	73	70	285	T19	74,750.00
2006	70	68	72	80	290	T58	12,707.50
2007	75	67	71	70	283	T54	15,890.00
2010	72	69	67	72	280	T27	54,375.00

Total \$755,986.07

Hayes, Mark (72.03)

Year	1st	2nd	3rd	4th	Total	Finish	Money
1974	75	74			149	CUT	
1975	70	69	73	69	281	T18	\$3,250.00
1976	70	73	72	72	287	T69	152.50
1977	70	71	68	72	281	T16	4,350.00
1978	70	67	72	66	275	2	34,200.00
1979	73	74			147	CUT	
1980	70	71	74	73	288	T54	908.00
1981	71	74	70	76	291	58	896.00
1982	68	69	70	68	275	T11	8,200.00
1983	72	72	68	79	291	T56	990.00
1984	75	78			153	CUT	
1985	73	69	74	69	285	T25	3,900.00
1986	71	75			146	CUT	
1987	69	74	73	72	288	T46	1,800.00
1988	72	72	75	78	297	T73	1,351.00
1989	72	74			146	CUT	
1990	73	73			146	CUT	
1991	73	71			144	CUT	
1997	76	76			152	CUT	

Total \$59,997.50

Hayes, Ted (71.63)

Year	1st	2nd	3rd	4th	Total	Finish	Money
1970	73	69	79	67	288	T64	\$312.50
1971	72	70	72	71	285	T36	1,143.00

Total \$1,455.50

Heafner, Vance (72.81)

Year	1st	2nd	3rd	4th	Total	Finish	Money
1980	73	68	76	72	289	T60	\$860.00
1981	76	72			148	CUT	
1983	72	75	70	75	292	T65	936.00
1985	77				77	W/D	
1986	74	69	70	77	290	T56	1,326.00
1987	70	70	73	74	287	T42	2,160.00
1995	74	72			146	CUT	

Total \$5,282.00

Individual Player Records

Heard, Jerry (71.63)

Year	1st	2nd	3rd	4th	Total	Finish	Money
1969	72	73	72	74	291	T63	\$476.19
1970	73	68	69	67	277	T4	11,000.00
1971	69	72	70	75	286	T44	705.00
1972	74	73			147	CUT	
1973	71	71	72	71	285	T49	615.00
1974	69	68	73	70	280	T16	3,500.00
1975	73	70	67	67	277	T6	8,125.00
1976	74	69	72	75	290	T9	
1977	76	73			149	CUT	
1978	70	72	71	72	285	T44	930.00
1979	73	76			149	CUT	
1980	73	76			149	CUT	

Total \$25,351.19

Hearn, David (71.20)

Year	1st	2nd	3rd	4th	Total	Finish	Money
2005	70	77			147	CUT	
2011	67	69	73		209	T67	\$16,320.00
2012	70	73	67	71	281	T10	160,888.89
2013	73	68	79	75	295	T72	15,520.00
2014	69	72	69	71	281	T38	32,000.00
2015	70	69	73	68	280	T45	24,156.00
2016	75	70	69	73	287	T53	19,404.29

Total \$268,289.18

Hearn, Tom (71.75)

Year	1st	2nd	3rd	4th	Total	Finish	Money
1995	73	68	77	69	287	T36	\$5,775.00

Total \$5,775.00

Heath, Skeeter (73.00)

Year	1st	2nd	3rd	4th	Total	Finish	Money
1978	73	75			148	CUT	
1982	72				72	W/D	
1985	74	67	75	75	291	T53	\$1,157.50

Total \$1,157.50

Hebert, Jay (74.00)

Year	1st	2nd	3rd	4th	Total	Finish	Money
1967	74	74			148	CUT	
1968	75	74			149	CUT	
1969	74	73			147	CUT	

Hebert, Lionel (72.75)

Year	1st	2nd	3rd	4th	Total	Finish	Money
1967	72	71	70	74	287	T41	\$850.00
1968	73	70	71	69	283	T32	1,531.25
1969	77	72			149	CUT	
1970	73	73			146	CUT	
1971	71	77			148	CUT	
1972	70	78			148	CUT	
1973	71	74			145	CUT	
1974	77	72			149	CUT	
1975	74	69	74	74	291	T66	425.00
1976	71	74			145	CUT	
1977	73	73			146	CUT	

Total \$2,806.25

Heck, Marion (73.00)

Year	1st	2nd	3rd	4th	Total	Finish	Money
1971	73	73			146	CUT	

Heinen, Mike (76.17)

Year	1st	2nd	3rd	4th	Total	Finish	Money
1994	73	77			150	CUT	
1996	77	79			156	CUT	
2003	74	77			151	CUT	

Heins, Bobby (74.00)

Year	1st	2nd	3rd	4th	Total	Finish	Money
1982	71	72			143	CUT	
1984	70	74	70		284	T36	\$2,354.80
1985	81	81			162	CUT	
1987	74	72	76	81	303	T73	1,164.00
1988	72	76			148	CUT	
1990	72	71	77	71	291	T82	1,740.00
1992	78	71			149	CUT	

Total \$5,258.80

Heintz, Bob (72.80)

Year	1st	2nd	3rd	4th	Total	Finish	Money
2000	75	75			150	CUT	
2002	65	79			144	CUT	
2005	77	80			157	CUT	
2007	69	73	70	65	277	T17	\$101,500.00

Total \$101,500.00

Heintzelman, Webb (72.25)

Year	1st	2nd	3rd	4th	Total	Finish	Money
1989	70	72	73	77	292	T58	\$2,220.00
1990	72	69	72	73	286	T59	2,140.00

Total \$4,360.00

Helwig, Russell (74.50)

Year	1st	2nd	3rd	4th	Total	Finish	Money
1982	72	77			149	CUT	

Hend, Scott (70.67)

Year	1st	2nd	3rd	4th	Total	Finish	Money
2004	68	68	72	70	278	T14	\$97,125.00
2005	73	73			146	CUT	

Total \$97,125.00

Hendrickson, Dick (74.50)

Year	1st	2nd	3rd	4th	Total	Finish	Money
1967	74	75			149	CUT	

Henke, Nolan (72.97)

Year	1st	2nd	3rd	4th	Total	Finish	Money
1990	71	77			148	CUT	
1991	69	70	67	70	276	T3	\$58,000.00
1992	75	71			146	CUT	
1993	78	73			151	CUT	
1994	70	73	73	73	289	T62	2,568.00
1995	74	83			157	CUT	
1996	75	73			148	CUT	
1997	72	68	70	72	282	T17	21,750.00
1998	75	71	71		217	T63	3,780.00
1999	75	75			150	CUT	
2000	77	75			152	CUT	

Total \$86,098.00

Henley, Russell (71.71)

Year	1st	2nd	3rd	4th	Total	Finish	Money
2013	73	70			143	CUT	
2014	70	71	73	71	285	T61	\$17,120.00
2015	73	69	76	72	290	T72	16,170.00
2016	72	73	71	70	286	T48	21,624.00

Total \$54,914.00

Henning, Allan (72.75)

Year	1st	2nd	3rd	4th	Total	Finish	Money
1969	70	75	71	75	291	T63	\$476.19

Total \$476.19

Individual Player Records

Henninger, Brian (73.75)

Year	1st	2nd	3rd	4th	Total	Finish	Money
1999	75	74			149	CUT	
2000	74	72			146	CUT	

Henning, Harold (70.19)

Year	1st	2nd	3rd	4th	Total	Finish	Money
1967	69	70	73	71	283	T22	\$2,337.50
1968	69	70	69	71	279	T14	4,250.00
1969	68	72	68	70	278	4	11,750.00
1970	74	67	71	71	283	T35	1,270.83

Total \$19,608.33

Henriksen, Steve (76.50)

Year	1st	2nd	3rd	4th	Total	Finish	Money
1982	79	74			153	CUT	

Henry, Bunky (74.60)

Year	1st	2nd	3rd	4th	Total	Finish	Money
1969	77	75			152	CUT	
1970	75	69	79	71	294	81	\$312.50
1972	75	76			151	CUT	
1973	72	77			149	CUT	

Total \$312.50

Henry, J.J. (71.87)

Year	1st	2nd	3rd	4th	Total	Finish	Money
1999	73	75			148	CUT	
2001	76	71			147	CUT	
2002	71	68	70	75	284	T46	\$9,922.50
2003	69	72	76	73	290	T69	10,050.00
2004	68	73	69	69	279	T16	73,650.00
2005	75	72			147	CUT	
2006	79	72			151	CUT	
2007	72	75			147	CUT	
2008	70	72	74	69	285	T55	15,680.00
2009	72	73	74	72	291	T67	15,300.00
2010	68	73	77	73	291	72	14,700.00
2011	67	70	70		207	T58	17,520.00
2012	71	73			144	CUT	
2013	73	70			143	CUT	
2015	70	72	69	69	280	T45	24,156.00

Total \$180,978.50

Hensby, Mark (72.75)

Year	1st	2nd	3rd	4th	Total	Finish	Money
2001	73	74			147	CUT	
2006	72	72			144	CUT	

Hepler, Denny (76.75)

Year	1st	2nd	3rd	4th	Total	Finish	Money
1986	81	77			158	CUT	
1987	79	70			149	CUT	

Herman, Jim (69.63)

Year	1st	2nd	3rd	4th	Total	Finish	Money
2015	69	69	69	67	274	T13	\$159,500.00
2016	71	68	73	71	283	T22	72,722.22

Total \$232,222.22

Herron, Tim (71.25)

Year	1st	2nd	3rd	4th	Total	Finish	Money
1996	68	70	68	75	281	T9	\$33,600.00
1997	74	71	70	74	289	T54	3,360.00
2007	71	70	71	70	282	T48	17,593.34
2008	69	71	73	68	281	T24	55,400.00
2009	76	76			152	CUT	
2011	67	73			140	CUT	

Total \$109,953.34

Hewes, Jeff (73.00)

Year	1st	2nd	3rd	4th	Total	Finish	Money
1978	69	73	76	73	291	68	\$480.00
1979	73	74			147	CUT	

Total \$480.00

Hickman, Greg (73.17)

Year	1st	2nd	3rd	4th	Total	Finish	Money
1990	71	72	75	68	286	T59	\$2,140.00
1992	77	76			153	CUT	

Total \$2,140.00

Hicks, Justin (74.00)

Year	1st	2nd	3rd	4th	Total	Finish	Money
2013	78				78	W/D	
2014	68	76			144	CUT	

Higgins, Carl (78.00)

Year	1st	2nd	3rd	4th	Total	Finish	Money
1977	77	79			156	CUT	

Higgins, Mike (72.00)

Year	1st	2nd	3rd	4th	Total	Finish	Money
1973	71	73			144	CUT	

Higuera, Mike (74.50)

Year	1st	2nd	3rd	4th	Total	Finish	Money
1975	74	75			149	CUT	

Hill, Dave (71.23)

Year	1st	2nd	3rd	4th	Total	Finish	Money
1967	68	68	72	73	281	T16	\$4,125.00
1968	69	73	73	68	283	T32	1,531.25
1969	71	77			148	CUT	
1970	72	72	63	71	278	T6	6,910.71
1971	73	70	70	70	283	T22	2,041.67
1974	74	72			146	CUT	
1975	75	72			147	CUT	
1976	69	69	74	74	286	T63	517.50

Total \$15,126.13

Hill, Guy (71.33)

Year	1st	2nd	3rd	4th	Total	Finish	Money
1998	73	69	72		214	T41	\$6,480.00

Total \$6,480.00

Hill, Mike (71.19)

Year	1st	2nd	3rd	4th	Total	Finish	Money
1970	75	69	72	71	287	T59	\$312.50
1971	75	69	70	70	284	T31	1,505.00
1972	70	71	71	70	282	T19	3,000.00
1973	75	72			147	CUT	
1974	70	71	70	72	283	T35	1,206.17
1975	70	70	73	77	290	T60	468.66
1976	65	72	71	69	277	T5	8,793.75
1977	75	72			147	CUT	
1978	69	75			144	CUT	
1979	74	71	68	70	283	T13	7,500.00
1980	70	73	70	72	285	T34	2,064.00
1982	68	70	71	72	281	T42	1,400.00

Total \$26,250.08

Hillman, David (76.00)

Year	1st	2nd	3rd	4th	Total	Finish	Money
1990	81	71			152	CUT	

Individual Player Records

Hinkle, Lon (72.46)

Year	1st	2nd	3rd	4th	Total	Finish	Money
1976	73	78			151	CUT	
1977	69	74	71	79	293	T66	\$400.00
1979	70	69	72	71	282	T10	10,000.00
1980	70	75			145	CUT	
1981	74	74			148	CUT	
1982	70	73			143	CUT	
1983	72	69	72	74	287	T31	2,610.00
1985	70	75	72	68	285	T25	3,900.00
1987	76				76	W/D	
1989	73	74			147	CUT	
1990	72	70	75	82	299	87	1,660.00
1992	74	70	72	64	280	T14	16,500.00

Total \$35,070.00

Hinson, Larry (71.83)

Year	1st	2nd	3rd	4th	Total	Finish	Money
1968	75	75			150	CUT	
1969	71	74	70	74	289	T53	\$476.19
1970	67	70	69	68	274	T2	23,125.00
1971	73	77			150	CUT	
1972	71	70	72	69	282	T19	3,000.00
1973	70	74			144	CUT	
1974	68	72	73	75	288	T59	493.75
1975	71	76			147	CUT	

Total \$27,094.94

Hiskey, Babe (72.50)

Year	1st	2nd	3rd	4th	Total	Finish	Money
1967	74	74			148	CUT	
1970	70	73	72	73	288	T64	\$312.50
1971	71	76			147	CUT	
1972	75	73			148	CUT	
1974	73	69	77	70	289	T63	450.00
1976	69	73	72	71	285	T53	600.00

Total \$1,362.50

Hiskey, Jim (74.50)

Year	1st	2nd	3rd	4th	Total	Finish	Money
1968	74	75			149	CUT	

Hixon, George (76.50)

Year	1st	2nd	3rd	4th	Total	Finish	Money
1971	75	78			153	CUT	

Hjertstedt, Gabriel (71.81)

Year	1st	2nd	3rd	4th	Total	Finish	Money
1997	73	71	75	70	289	T54	\$3,360.00
1998	70	76	77		223	80	3,240.00
1999	69	70	69	71	279	T5	84,750.00
2000	67	72	73	75	287	T33	14,866.66
2001	68	70	68	73	279	T13	67,666.66
2005	75	76			151	CUT	

Total \$173,883.32

Hnatiuk, Glen (72.76)

Year	1st	2nd	3rd	4th	Total	Finish	Money
1998	73	72	75		220	T76	\$3,366.00
2000	73	73			146	CUT	
2001	71	68	71	74	284	T37	14,000.00
2002	73	70	70	71	284	T46	9,922.50
2003	75	80			155	CUT	
2005	78	70			148	CUT	

Total \$27,288.50

Hobby, David (74.50)

Year	1st	2nd	3rd	4th	Total	Finish	Money
1987	75	74			149	CUT	

Hoch, Scott (71.67)

Year	1st	2nd	3rd	4th	Total	Finish	Money
1980	76	71			147	CUT	
1981	80	71			151	CUT	
1989	68	72	67	75	282	T15	\$17,000.00
1990	73	72			145	CUT	
1991	72	75			147	CUT	
1993	78	74			152	CUT	
1999	73	70	66	69	278	4	120,000.00
2001	67	68	68	68	271	2	378,000.00
2002	70	69	74	74	287	T60	7,595.00
2003	75				75	W/D	

Total \$522,595.00

Hoffhine, Ben (77.50)

Year	1st	2nd	3rd	4th	Total	Finish	Money
2003	78	77			155	CUT	

Hoffman, Charley (70.85)

Year	1st	2nd	3rd	4th	Total	Finish	Money
2006	74	71			145	CUT	
2007	69	72	70	71	282	T48	\$17,593.33
2008	67	71	74	71	283	T38	26,600.00
2009	66	74	71	74	285	T31	39,900.00
2010	68	72	70	70	280	T27	54,375.00
2011	66	66	68		200	T10	200,000.00
2012	77	74			151	CUT	
2013	68	71	79	74	292	70	16,000.00
2014	73	69	69	69	280	T30	46,500.00
2015	69	71	72	72	284	T62	17,572.50
2016	71	69	74	67	281	T13	154,700.00

Total \$573,240.83

Hoffmann, Morgan (69.70)

Year	1st	2nd	3rd	4th	Total	Finish	Money
2013	67	76			143	CUT	
2014	70	70	66	69	275	T9	\$208,000.00
2015	70	68	70	71	279	T39	33,000.00

Total \$241,000.00

Hogan, Ben (78.00)

Year	1st	2nd	3rd	4th	Total	Finish	Money
1970	78				78	W/D	

Holland, Mike (75.27)

Year	1st	2nd	3rd	4th	Total	Finish	Money
1980	73	72			145	CUT	
1981	75	81			156	CUT	
1982	74	73			147	CUT	
1983	81				81	DQ	
1984	74	77			151	CUT	
1985	76	72			148	CUT	

Hollifield, Tony (73.00)

Year	1st	2nd	3rd	4th	Total	Finish	Money
1980	73	73			146	CUT	

Holmes, J.B. (71.27)

Year	1st	2nd	3rd	4th	Total	Finish	Money
2006	70	80			150	CUT	
2007	76	66	65	74	281	T41	\$24,500.00
2008	71	71	73	66	281	T24	55,400.00
2009	73	73	69	70	285	T31	39,900.00
2010	71	72			143	CUT	
2012	71	69	73	69	282	T19	96,960.00
2014	71	77			148	CUT	
2015	70	71	73	69	283	T58	18,232.50
2016	67	72	76	70	285	T41	29,750.00

Total \$264,742.50

Individual Player Records

Homenuik, Wilf (74.50)

Year	1st	2nd	3rd	4th	Total	Finish	Money
1970	74	75			149	CUT	

Hooper, Herb (72.00)

Year	1st	2nd	3rd	4th	Total	Finish	Money
1970	73	72			145	CUT	
1971	71	69	71	70	281	T11	\$4,468.00
1972	78				78	W/D	

Total \$4,468.00

Horgan III, P.H. (72.63)

Year	1st	2nd	3rd	4th	Total	Finish	Money
1989	70	75			145	CUT	
1990	71	72	69	68	280	T20	\$11,650.00
1991	67	74	75	71	287	T53	2,315.00
1992	78	72			150	CUT	
1993	74	73	71	73	291	T38	4,200.00
1995	77	77			154	CUT	
1997	74	71	71	73	289	T54	3,360.00
1998	75	73			148	CUT	
1999	74	73			147	CUT	
2000	68	72	72	74	286	T29	19,950.00
2005	72	75			147	CUT	

Total \$41,475.00

Horn, Rod (76.00)

Year	1st	2nd	3rd	4th	Total	Finish	Money
1968	76				76	W/D	

Horne, John (75.00)

Year	1st	2nd	3rd	4th	Total	Finish	Money
1987	73	77			150	CUT	

Horschel, Billy (72.40)

Year	1st	2nd	3rd	4th	Total	Finish	Money
2013	70	74			144	CUT	
2014	73	73			146	CUT	
2015	76	77			153	CUT	
2016	69	72	70	70	281	T13	\$154,700.00

Total \$154,700.00

Hosokawa, Kazuhiko (74.50)

Year	1st	2nd	3rd	4th	Total	Finish	Money
2000	77	72			149	CUT	

Howell III, Charles (71.46)

Year	1st	2nd	3rd	4th	Total	Finish	Money
2006	71	69	78	73	291	62	\$12,420.00
2007	75	75			150	CUT	
2008	72	73			145	CUT	
2009	76	70	72	74	292	T70	14,850.00
2010	72	72			144	CUT	
2011	69	69	64		202	T18	100,800.00
2012	71	69	77	70	287	T54	18,000.00
2013	72	66	73	70	281	T33	44,200.00
2014	66	75	68	70	279	T22	70,200.00
2015	70	69	71	73	283	T58	18,232.50
2016	73	74			147	CUT	

Total \$278,702.50

Howell, David (70.25)

Year	1st	2nd	3rd	4th	Total	Finish	Money
2006	66	68	73	74	281	T13	\$115,000.00

Total \$115,000.00

Howell, Jamie (73.50)

Year	1st	2nd	3rd	4th	Total	Finish	Money
1986	73	74			147	CUT	

Howell, Ron (72.67)

Year	1st	2nd	3rd	4th	Total	Finish	Money
1967	75	71			146	CUT	
1968	70	71	75	74	290	T64	

Howison, Ryan (75.00)

Year	1st	2nd	3rd	4th	Total	Finish	Money
1995	75	76			151	CUT	
2000	74	75			149	CUT	

Hoyt, Ron (75.00)

Year	1st	2nd	3rd	4th	Total	Finish	Money
1974	75	75			150	CUT	

Hubbard, Mark (74.50)

Year	1st	2nd	3rd	4th	Total	Finish	Money
2016	74	75			149	CUT	

Hughes, Bradley (73.19)

Year	1st	2nd	3rd	4th	Total	Finish	Money
1997	70	72	71	74	287	T43	\$4,567.50
1998	73	79			152	CUT	
1999	76	68	69	73	286	T46	6,587.50
2000	76	69			145	CUT	
2001	73	75			148	CUT	
2005	85	68			153	CUT	

Total \$11,155.00

Huh, John (70.89)

Year	1st	2nd	3rd	4th	Total	Finish	Money
2012	70	67	77	70	284	T36	\$40,200.00
2013	73	64	71	70	278	T15	132,000.00
2014	69	69	74	69	281	T38	32,000.00
2015	78	71			149	CUT	
2016	69	71	73	71	284	T31	45,220.00

Total \$249,420.00

Hulbert, Mike (72.50)

Year	1st	2nd	3rd	4th	Total	Finish	Money
1985	72	75			147	CUT	
1986	75	65	70	74	284	T18	\$7,302.86
1987	75	72			147	CUT	
1988	74	72			146	CUT	
1989	69	72	79	78	298	67	2,060.00
1991	69	70	75	69	283	T31	5,671.43
1993	74	73	69	73	289	T31	6,200.00
1994	73	68	73	74	288	T58	2,652.00
1995	68	68	73	75	284	T18	14,100.00
1996	73	69	70	70	282	T11	25,440.00
1998	78	75			153	CUT	
1999	73	77			150	CUT	
2000	74	75			149	CUT	

Total \$63,426.29

Hull, Brian (75.50)

Year	1st	2nd	3rd	4th	Total	Finish	Money
1997	74	77			151	CUT	

Humenik, Ed (72.81)

Year	1st	2nd	3rd	4th	Total	Finish	Money
1989	72	78			150	CUT	
1991	76	72			148	CUT	
1992	74	70	69	68	281	T20	\$12,500.00
1993	76	76			152	CUT	
1994	71	76			147	CUT	
1995	71	74	69	73	287	T36	5,775.00

Total \$18,275.00

Hurley III, Billy (72.17)

Year	1st	2nd	3rd	4th	Total	Finish	Money
2014	74	70			144	CUT	
2016	73	68	76	72	289	T64	\$17,765.00

Total \$17,765.00

Individual Player Records

Huston, John (73.00)

Year	1st	2nd	3rd	4th	Total	Finish	Money
1988	78	74			152	CUT	
1990	74	74			148	CUT	
1994	70	72	75	65	282	T27	\$7,494.55
2001	74	73			147	CUT	
2005	75	72			147	CUT	

Total \$7,494.55

Imada, Ryuji (71.94)

Year	1st	2nd	3rd	4th	Total	Finish	Money
2006	73	66	75	68	282	T15	\$97,750.00
2007	72	75			147	CUT	
2008	76	75			151	CUT	
2009	78	78			156	CUT	
2010	72	65	70	73	280	T27	54,375.00
2011	70	67	70		207	T58	17,520.00

Total \$169,645.00

Immelman, Trevor (71.41)

Year	1st	2nd	3rd	4th	Total	Finish	Money
2006	72	71	67	71	281	T13	\$115,000.00
2007	70	78			148	CUT	
2008	70	71	76	73	290	70	14,000.00
2011	67	70	67		204	T32	39,781.82
2012	75	66	75	75	291	T67	16,240.00

Total \$185,021.82

Impaglia, Bob (84.00)

Year	1st	2nd	3rd	4th	Total	Finish	Money
1978	84				84	W/D	

Impellittere, Jerry (80.75)

Year	1st	2nd	3rd	4th	Total	Finish	Money
1978	79	80			159	CUT	
1992	77	87			164	CUT	

Ingraham, Stu (78.00)

Year	1st	2nd	3rd	4th	Total	Finish	Money
1986	79	77			156	CUT	

Inman, Bob (79.00)

Year	1st	2nd	3rd	4th	Total	Finish	Money
1972	81	77			158	CUT	

Inman, Joe (72.11)

Year	1st	2nd	3rd	4th	Total	Finish	Money
1975	69	70	74	70	283	T28	\$1,700.00
1976	68	71	72	71	282	T40	1,080.00
1977	71	73	70	77	291	T60	562.50
1978	71	73			144	CUT	
1979	74	75			149	CUT	
1980	74	74			148	CUT	
1981	75	68	71	72	286	T29	2,660.00
1984	71	80			151	CUT	
1986	72	68	72	73	285	T25	4,387.50

Total \$10,390.00

Inman, John (73.13)

Year	1st	2nd	3rd	4th	Total	Finish	Money
1987	70	75	68	71	284	T21	\$5,802.86
1988	70	77			147	CUT	
1989	75	71			146	CUT	
1990	73	69	73	69	284	T43	3,120.00
1991	68	68	75	76	287	T53	2,315.00
1992	82	71			153	CUT	
1993	79	74			153	CUT	
1994	77	71			148	CUT	
1996	77	76			153	CUT	

Total \$11,237.86

Irwin, Hale (70.96)

Year	1st	2nd	3rd	4th	Total	Finish	Money
1968	71	72	76	73	292	T68	
1969	74	73			147	CUT	
1970	76	72			148	CUT	
1971	70	70	67	68	275	T2	\$23,125.00
1972	78	70			148	CUT	
1973	72	73			145	CUT	
1974	70	72	68	69	279	T14	4,375.00
1975	72	65	71	69	277	T6	8,125.00
1976	70	71	69	73	283	T48	759.00
1977	74	69	73	70	286	T35	1,385.63
1979	73	74			147	CUT	
1983	75	71	65	73	284	T16	6,750.00
1986	74	74			148	CUT	
1990	66	69	68	66	269	1	180,000.00
1991	67	69	67	73	276	T3	58,000.00
1992	73	78			151	CUT	
1994	70	72	65	70	277	T8	32,400.00

Total \$314,919.63

Isenhour, Tripp (73.40)

Year	1st	2nd	3rd	4th	Total	Finish	Money
2001	72	66	79	74	291	T69	\$6,895.00
2007	76				76	W/D	

Total \$6,895.00

Ishikawa, Ryo (70.38)

Year	1st	2nd	3rd	4th	Total	Finish	Money
2014	67	73	68	70	278	T19	\$104,000.00
2015	68	74	68	75	285	T66	17,077.50

Total \$121,077.50

Israelson, Bill (72.00)

Year	1st	2nd	3rd	4th	Total	Finish	Money
1982	70	68	73	70	281	T42	\$1,400.00
1986	67	75	73	73	288	T41	2,100.00
1987	76	75			151	CUT	

Total \$3,500.00

Iverson, Don (72.81)

Year	1st	2nd	3rd	4th	Total	Finish	Money
1972	70	74	73	74	291	T59	\$416.67
1974	72	73			145	CUT	
1975	75	70			145	CUT	
1976	70	72	70	76	288	T75	
1978	73	70	79	74	296	70	450.00

Total \$866.67

Izawa, Toshi (72.25)

Year	1st	2nd	3rd	4th	Total	Finish	Money
2002	72	70	74	73	289	T71	\$6,895.00

Total \$6,895.00

Jacklin, Tony (72.25)

Year	1st	2nd	3rd	4th	Total	Finish	Money
1967	77	73			150	CUT	
1968	71	66	71	74	282	T23	\$2,034.72
1969	69	77			146	CUT	
1975	76	67	72	74	289	T57	525.00

Total \$2,559.72

Jackson, David (78.00)

Year	1st	2nd	3rd	4th	Total	Finish	Money
1993	75	81			156	CUT	

Jackson, John (72.50)

Year	1st	2nd	3rd	4th	Total	Finish	Money
1976	73	72			145	CUT	

Individual Player Records

Jacobson, Freddie (70.98)

Year	1st	2nd	3rd	4th	Total	Finish	Money
2003	70	70	70	73	283	T36	\$22,535.72
2004	64	69	74	69	276	8	162,750.00
2005	72	71	72	77	292	T61	12,477.50
2006	67	68	72	71	278	T5	201,968.75
2007	70	67	77	69	283	T54	15,890.00
2008	75	73			148	CUT	
2009	66	72	68	71	277	T6	260,625.00
2010	73	70			143	CUT	
2011	67	68	69		204	T32	39,781.82
2012	71	68	79	73	291	T67	16,240.00
2013	68	68	74	72	282	T37	36,800.00
2014	72	76			148	CUT	
2016	72	75			147	CUT	

Total \$769,068.79

Jacobs, John (72.33)

Year	1st	2nd	3rd	4th	Total	Finish	Money
1976	70	69	72	67	278	T13	\$5,250.00
1977	79	77			156	CUT	

Total \$5,250.00

Jacobsen, Peter (71.85)

Year	1st	2nd	3rd	4th	Total	Finish	Money
1977	71	82			153	CUT	
1979	72	72	72	73	289	T47	\$1,098.67
1980	70	68	78	73	289	T60	860.00
1981	75	68	76	71	290	T50	945.00
1982	68	62	70	66	266	T2	35,200.00
1983	72	70	71	71	284	T16	6,750.00
1984	72	71	68	68	279	T15	8,750.00
1985	74	68	69	69	280	6	18,000.00
1986	76	73			149	CUT	
1988	79	72			151	CUT	
1989	74	74			148	CUT	
1993	75	74			149	CUT	
1997	72	69	72	70	283	T21	15,000.00
1999	73	72	72	71	288	T62	5,325.00
2005	76	75			151	CUT	

Total \$91,928.67

Jacobs, Tommy (71.19)

Year	1st	2nd	3rd	4th	Total	Finish	Money
1967	71	75			146	CUT	
1968	70	70			140	W/D	
1969	73	72	69	76	290	T58	\$476.19
1970	67	72	71	69	279	T13	4,375.00
1973	70	72	75	67	284	T44	775.00

Total \$5,626.19

Jaeckel, Barry (72.45)

Year	1st	2nd	3rd	4th	Total	Finish	Money
1975	72	74			146	CUT	
1976	68	70	70	78	286	T63	\$517.50
1978	65	73	77	71	286	T49	730.00
1979	70	76	74	73	293	T64	824.00
1980	71	73			144	CUT	
1982	74	74			148	CUT	
1983	77	71			148	CUT	
1984	74	70	70	72	286	T46	1,337.15
1985	72	69	69	71	281	T7	15,583.33
1986	71	73	73	75	292	68	1,224.00
1987	75	74			149	CUT	
1988	77	72			149	CUT	
1989	70	78			148	CUT	
1990	70	72	71	73	286	T59	2,140.00
1995	76	70			146	CUT	

Total \$22,355.98

Jamieson, Jim (71.36)

Year	1st	2nd	3rd	4th	Total	Finish	Money
1969	75	76			151	CUT	
1970	71	66	72	70	279	T13	\$4,375.00
1971	70	71	72	74	287	T49	410.00
1972	72	75			147	CUT	
1973	68	71	72	66	277	T12	4,687.50
1974	71	73	68	70	282	T26	1,701.44
1976	70	77			147	CUT	

Total \$11,173.94

January, Don (71.52)

Year	1st	2nd	3rd	4th	Total	Finish	Money
1967	76				76	W/D	
1968	73	71	70	72	286	T50	\$100.00
1969	70	74	71	75	290	T58	476.19
1975	73	71	72	69	285	T36	1,076.34
1976	71	69	69	71	280	T23	2,286.00
1977	76	69	68	72	285	T30	1,863.00
1978	67	71	72	71	281	T23	2,480.00
1979	70	74	73	70	287	T35	1,930.00
1980	75	72			147	CUT	

Total \$10,211.53

Janzen, Lee (70.78)

Year	1st	2nd	3rd	4th	Total	Finish	Money
1990	69	70	69	68	276	T7	\$30,125.00
1991	69	76			145	CUT	
1992	70	71	67	69	277	T3	52,000.00
1993	69	72	68	72	281	T3	58,000.00
1994	69	69	64	66	268	1	216,000.00
1995	73	71	69	71	284	T18	14,100.00
1996	73	71	77	71	292	T73	2,268.00
1997	70	72	71	69	282	T17	21,750.00
1999	71	67	69	73	280	T10	51,875.00
2001	73	72			145	CUT	
2002	73	69	70	72	284	T46	9,922.50
2003	74	66	72	76	288	T62	10,650.00
2004	75	67			142	CUT	
2005	73	72	71	71	287	T32	30,475.00
2006	75	75			150	CUT	
2008	71	69	72	72	284	T48	17,400.00
2009	68	75	70	69	282	T20	87,375.00

Total \$601,940.50

Jenkins, Tom (72.12)

Year	1st	2nd	3rd	4th	Total	Finish	Money
1974	73	75			148	CUT	
1975	74	72			146	CUT	
1976	74	72			146	CUT	
1977	68	74	70	72	284	T27	\$2,220.00
1980	72	73			145	CUT	
1982	71	69	67	72	279	T31	2,425.00
1983	73	77			150	CUT	
1984	67	70	71	73	281	T21	5,400.00
1985	74	71	74	77	296	69	1,010.00

Total \$11,055.00

Jewell, Jim (76.33)

Year	1st	2nd	3rd	4th	Total	Finish	Money
1971	75	76			151	CUT	
1974	78				78	W/D	

Jimenez, David (75.75)

Year	1st	2nd	3rd	4th	Total	Finish	Money
1968	75	76			151	CUT	
1973	76	76			152	CUT	

Individual Player Records

Jimenez, Miguel Angel (72.57)

Year	1st	2nd	3rd	4th	Total	Finish	Money
2000	66	74	70	74	284	T19	\$36,360.00
2001	77	74			151	CUT	
2002	73	70	70	77	290	T73	6,615.00
2004	70	67	76	78	291	T76	9,712.50
Total							\$52,687.50

Jobe, Brandt (71.80)

Year	1st	2nd	3rd	4th	Total	Finish	Money
1991	71	68	69	72	280	T14	\$18,000.00
2000	71	71	74	71	287	T33	14,866.67
2002	77				77	W/D	
2006	69	71	74	79	293	T66	11,787.50
2011	70	70			140	CUT	
Total							\$44,654.17

Johansson, Per-Ulrik (70.90)

Year	1st	2nd	3rd	4th	Total	Finish	Money
2001	69	69	72	71	281	T19	\$39,500.00
2002	72	77			149	CUT	
2003	71	70	72	66	279	T22	45,071.43
Total							\$84,571.43

Johnson, Clayton (72.50)

Year	1st	2nd	3rd	4th	Total	Finish	Money
1968	74	71			145	CUT	

Johnson, Doug (78.25)

Year	1st	2nd	3rd	4th	Total	Finish	Money
1980	76	75			151	CUT	
1981	80	79			159	CUT	
1986	76	82			158	CUT	
1987	79	79			158	CUT	

Johnson, Dustin (69.26)

Year	1st	2nd	3rd	4th	Total	Finish	Money
2008	75	69			144	CUT	
2009	70	74	73	64	281	T15	\$120,000.00
2010	71	69	64	72	276	T9	202,500.00
2011	66	63	65		194	1	1,440,000.00
2012	67	71	72	68	278	T3	464,000.00
2013	72	71			143	CUT	
2015	70	70	67	65	272	T9	231,000.00
2016	70	72	67	73	282	T18	114,750.00
Total							\$2,572,250.00

Johnson, Eric (73.50)

Year	1st	2nd	3rd	4th	Total	Finish	Money
1997	72	75			147	CUT	

Johnson, George (72.42)

Year	1st	2nd	3rd	4th	Total	Finish	Money
1970	77	70			147	CUT	
1971	74	75			149	CUT	
1973	72	66	72	72	282	T32	\$1,353.57
1974	70	75			145	CUT	
1975	75				75	W/D	
1976	72	71	72	71	286	T63	517.50
1977	75	73			148	CUT	
1978	70	74			144	CUT	
Total							\$1,871.07

Johnson, Gordon (81.00)

Year	1st	2nd	3rd	4th	Total	Finish	Money
1985	81	81			162	CUT	

Johnson, Howie (71.56)

Year	1st	2nd	3rd	4th	Total	Finish	Money
1967	69	72	70	73	284	T27	\$1,937.50
1968	70	71	73	71	285	T43	664.29
1969	75	69	71	67	282	T10	5,500.00
1970	70	72	65	74	281	T23	2,110.00
1971	73	74			147	CUT	
1972	68	75	72	71	286	T38	1,083.33
1973	73	72			145	CUT	
1975	75				75	W/D	
1976	73	74			147	CUT	
Total							\$11,295.12

Johnson, Kevin (71.00)

Year	1st	2nd	3rd	4th	Total	Finish	Money
2001	69	70	74	71	284	T37	\$14,000.00

Total \$14,000.00

Johnson, Richard (71.69)

Year	1st	2nd	3rd	4th	Total	Finish	Money
2003	74	67	72	73	286	T54	\$11,450.00
2004	69	72	73	73	287	T66	10,815.00
2008	74	69	74	72	289	T68	14,210.00
2009	68	71	73	73	285	T31	39,900.00

Total \$76,375.00

Johnson, Zach (70.22)

Year	1st	2nd	3rd	4th	Total	Finish	Money
2004	74	66	70	70	280	T23	\$46,725.00
2007	68	71	70	70	279	T25	49,035.00
2008	72	73			145	CUT	
2009	70	72	67	75	284	T28	53,250.00
2010	69	69	71	70	279	T21	75,000.00
2011	72	69			141	CUT	
2012	68	75	72	70	285	T38	32,000.00
2014	68	70	72	69	279	T22	70,200.00
2015	69	65	67	69	270	T4	363,000.00
2016	73	69	75	69	286	T48	21,624.00

Total \$710,834.00

Johnston, Jimmy (73.67)

Year	1st	2nd	3rd	4th	Total	Finish	Money
1993	76	73			149	CUT	
1997	74	72			146	CUT	
1998	73	74			147	CUT	

Johnston, Ralph (74.33)

Year	1st	2nd	3rd	4th	Total	Finish	Money
1972	73	69	76	78	296	71	\$416.66
1975	71	79			150	CUT	

Total \$416.66

Jones, Al (77.50)

Year	1st	2nd	3rd	4th	Total	Finish	Money
1975	74	81			155	CUT	

Jones, Brendan (73.50)

Year	1st	2nd	3rd	4th	Total	Finish	Money
2005	72	71	72	79	294	T66	\$11,845.00

Total \$11,845.00

Jones, Gordon (75.00)

Year	1st	2nd	3rd	4th	Total	Finish	Money
1970	76	74			150	CUT	

Individual Player Records

Jones, Grier (71.74)

Year	1st	2nd	3rd	4th	Total	Finish	Money
1969	71	71	73	70	285	T31	\$1,428.12
1970	70	69	74	73	286	T55	312.50
1971	72	72	72	75	291	T66	333.33
1972	74	73			147	CUT	
1974	71	68	74	73	286	T47	657.60
1975	70	74	74	69	287	T49	615.00
1976	71	71	70	69	281	T33	1,551.43
1977	67	71	75	75	288	T49	765.00
1978	69	72	66	72	279	T10	6,150.00
1979	75	76			151	CUT	
1981	73	72			145	W/D	

Total \$11,812.98

Jones, Kent (72.61)

Year	1st	2nd	3rd	4th	Total	Finish	Money
1998	74	72	70		216	T54	\$4,032.00
1999	77	76			153	CUT	
2001	76	67	74	73	290	T65	7,245.00
2002	74	76			150	CUT	
2003	71	67	73	70	281	T30	31,750.00
2004	71	72			143	CUT	
2005	75	74			149	CUT	
2006	69	71	75	73	288	T47	14,969.17

Total \$57,996.17

Jones, Matt (71.38)

Year	1st	2nd	3rd	4th	Total	Finish	Money
2008	77	72			149	CUT	
2010	72	70	70	74	286	T60	\$16,275.00
2013	71	68	72	70	281	T33	44,200.00
2014	72	72			144	CUT	
2015	67	72	72	71	282	T53	19,008.00

Total \$79,483.00

Jones, Steve (73.26)

Year	1st	2nd	3rd	4th	Total	Finish	Money
1985	80	74			154	CUT	
1986	71	72	77	79	299	77	\$1,116.00
1987	71	74	67	73	285	T28	3,904.28
1991	80	66			146	CUT	
1998	70	73	69		212	T24	13,927.50
2006	69	70	79	78	296	T77	10,522.50

Total \$29,470.28

Jones, Tom (74.00)

Year	1st	2nd	3rd	4th	Total	Finish	Money
1980	74	72			146	CUT	
1981	78	72			150	CUT	

Jordan, Pete (72.43)

Year	1st	2nd	3rd	4th	Total	Finish	Money
1994	70	76			146	CUT	
1995	73	75			148	CUT	
1996	70	73	73	73	289	T53	\$2,714.67
1997	69	68	69	72	278	T9	42,000.00
1998	77				77	W/D	
1999	75	75			150	CUT	
2000	73	68	75	72	288	T42	9,420.00
2001	71	74			145	CUT	
2002	73	72			145	CUT	

Total \$54,134.67

Joyce, Mike (76.67)

Year	1st	2nd	3rd	4th	Total	Finish	Money
1969	76	80			156	CUT	
1971	74	73			147	CUT	
1975	83	74			157	CUT	

Joyce, Tom (74.56)

Year	1st	2nd	3rd	4th	Total	Finish	Money
1970	76	70			156	CUT	
1974	74	73			147	CUT	
1975	75	72			147	CUT	
1976	71	72	78	75	296	84	
1977	74	75			149	CUT	
1978	77	76			153	CUT	
1980	72	73			145	CUT	

Julian, Jeff (72.25)

Year	1st	2nd	3rd	4th	Total	Finish	Money
1996	71	69	76	67	283	T16	\$18,600.00
2001	73	71	75	76	295	T77	6,475.00

Total \$25,075.00

Jurgensen, Steve (72.60)

Year	1st	2nd	3rd	4th	Total	Finish	Money
1996	75	73			148	CUT	
1998	70	76	69		215	T47	\$4,623.42

Total \$4,623.42

Kallam, Mike (80.00)

Year	1st	2nd	3rd	4th	Total	Finish	Money
1974	80				80	W/D	

Kamm, Brian (73.37)

Year	1st	2nd	3rd	4th	Total	Finish	Money
1990	74	70			144	CUT	
1991	75	72			147	CUT	
1993	75	68	80	74	297	T63	\$2,100.00
1994	76	69			145	CUT	
1995	70	75	74	78	297	T74	2,280.00
1996	73	79			152	CUT	
1998	71	70	71		212	T24	13,927.50

Total \$18,307.50

Kanada, Craig (73.33)

Year	1st	2nd	3rd	4th	Total	Finish	Money
1997	77	70			147	CUT	
2001	76	71			147	CUT	
2007	70	76			146	CUT	

Kane, Jim (72.50)

Year	1st	2nd	3rd	4th	Total	Finish	Money
1984	70	72	75	73	290	60	\$1,100.00

Total \$1,100.00

Kang, Sung (70.50)

Year	1st	2nd	3rd	4th	Total	Finish	Money
2016	68	75	75	64	282	T18	\$114,750.00

Total \$114,750.00

Karl, Richie (73.00)

Year	1st	2nd	3rd	4th	Total	Finish	Money
1974	71	74			145	CUT	
1976	77	70			147	CUT	

Karlsson, Robert (68.67)

Year	1st	2nd	3rd	4th	Total	Finish	Money
2011	68	68	70		206	T52	\$18,560.00

Total \$18,560.00

Individual Player Records

Kase, Hideki (74.00)

Year	1st	2nd	3rd	4th	Total	Finish	Money
1997	72	76			148	CUT	

Kaser, Monty (74.00)

Year	1st	2nd	3rd	4th	Total	Finish	Money
1967	73	73			146	CUT	
1969	72	78			150	CUT	
1976	76	72			148	CUT	

Kaufman, Smylie (74.50)

Year	1st	2nd	3rd	4th	Total	Finish	Money
2016	75	74			149	CUT	

Kay Jr., Jack (77.00)

Year	1st	2nd	3rd	4th	Total	Finish	Money
1989	75	79			154	CUT	

Kaye, Jonathan (71.96)

Year	1st	2nd	3rd	4th	Total	Finish	Money
1995	76	71			147	CUT	
1998	75	70	71		216	T54	\$4,032.00
1999	76				76	DQ	
2001	70	74	71	69	284	T37	14,000.00
2002	71	70	77	74	292	T79	6,265.00
2003	70	66	68	67	271	1	900,000.00
2004	73	66	73	80	292	T80	9,397.50
2005	78				78	W/D	
2006	73	70	69	75	287	T42	20,125.00

Total \$953,819.50

Kaymer, Martin (72.17)

Year	1st	2nd	3rd	4th	Total	Finish	Money
2013	68	70	75	72	285	T50	\$19,480.00
2014	71	77			148	CUT	

Total \$19,480.00

Keiser, Herman (74.00)

Year	1st	2nd	3rd	4th	Total	Finish	Money
1968	75	71			146	CUT	
1969	74	76			150	CUT	

Kelley, Ken (75.50)

Year	1st	2nd	3rd	4th	Total	Finish	Money
1984	74	77			151	CUT	

Kelley, George (72.33)

Year	1st	2nd	3rd	4th	Total	Finish	Money
1974	72	72	72	73	289	T63	\$450.00
1976	71	74			145	CUT	

Total \$450.00

Kelly, Jerry (71.53)

Year	1st	2nd	3rd	4th	Total	Finish	Money
1996	71	70	72	79	292	T73	\$2,268.00
1997	75	70	70	77	292	T69	3,000.00
1998	78				78	W/D	
1999	77	76			153	CUT	
2001	72	72	73	71	288	T56	7,770.00
2002	65	70	70	71	276	T7	112,875.00
2003	72	71			143	CUT	
2004	71	69	72	70	282	T32	26,670.00
2006	73	72			145	CUT	
2007	67	70	69	68	274	T9	189,000.00
2008	72	70	71	67	280	T19	84,840.00
2009	72	74	76	66	288	T52	17,400.00
2010	74	73			147	CUT	
2011	69	69	65		203	T24	61,900.00
2012	76	76			152	CUT	
2013	71	72			143	CUT	
2014	74	68	68	71	281	T38	32,000.00
2015	75	73			148	CUT	
2016	70	70	72	72	284	T31	45,220.00

Total \$582,943.00

Kelly, Paul (73.50)

Year	1st	2nd	3rd	4th	Total	Finish	Money
1967	72	73	72	73	290	64	
1969	73	78			151	CUT	

Kelly, Troy (71.75)

Year	1st	2nd	3rd	4th	Total	Finish	Money
2012	74	66	74	73	287	T54	\$18,000.00

Total \$18,000.00

Kendall, Skip (71.53)

Year	1st	2nd	3rd	4th	Total	Finish	Money
1993	73	72	72	75	292	T44	\$2,890.00
1995	79	81			160	DQ	
1997	73	72	69	70	284	T27	10,425.00
1999	79	71			150	CUT	
2000	67	68	72	80	287	T33	14,866.66
2001	72	70	69	70	281	T19	39,500.00
2002	70	72	70	69	281	T25	25,593.75
2003	68	66	70	70	274	T4	196,875.00
2004	68	71	68	76	283	T42	15,807.27
2005	70	70			140	W/D	

Total \$305,957.68

Kennedy, John (74.00)

Year	1st	2nd	3rd	4th	Total	Finish	Money
1968	77	75			152	CUT	
1971	78	67	73	74	292	T70	\$333.00

Total \$333.00

Kern, Ben (74.50)

Year	1st	2nd	3rd	4th	Total	Finish	Money
1971	76	75			151	CUT	
1972	75	75			150	CUT	
1973	70	76			146	CUT	

Kestner, Darrell (74.62)

Year	1st	2nd	3rd	4th	Total	Finish	Money
1983	76	72			148	CUT	
1988	77	77			154	CUT	
1989	71	72	80	76	299	T68	\$2,030.00
1995	77	75			152	CUT	
1996	74	76			150	CUT	
1998	74	71	70		215	T47	4,623.43
2000	76	76			152	CUT	
2004	75	72			147	CUT	
2006	75	75			150	CUT	

Total \$6,653.43

Kiely, Jim (79.00)

Year	1st	2nd	3rd	4th	Total	Finish	Money
1982	78	80			158	CUT	

Individual Player Records

Kim, Anthony (70.29)

Year	1st	2nd	3rd	4th	Total	Finish	Money
2007	68	68	71	70	277	T17	\$101,500.00
2008	70	67	72	70	279	T12	129,000.00
2009	75	71	71	71	288	T52	17,400.00
2010	73	75			148	CUT	
2011	68	67	68		203	T24	61,900.00

Total \$309,800.00

Kim, Michael (73.00)

Year	1st	2nd	3rd	4th	Total	Finish	Money
2016	74	72			146	CUT	

Kim, Si Woo (73.00)

Year	1st	2nd	3rd	4th	Total	Finish	Money
2016	74	72			146	CUT	

Kimball, Karl (72.50)

Year	1st	2nd	3rd	4th	Total	Finish	Money
1991	75	70			145	CUT	

King, Jim (72.17)

Year	1st	2nd	3rd	4th	Total	Finish	Money
1968	75	68	71	73	287	T55	
1973	72	74			146	CUT	

Kirk, Chris (71.50)

Year	1st	2nd	3rd	4th	Total	Finish	Money
2011	71	68			139	CUT	
2012	68	71	76	71	286	T46	\$21,080.00
2013	72	72			144	CUT	
2014	71	68	73	71	283	T53	18,520.00
2015	76	68			144	CUT	
2016	72	76			148	CUT	

Total \$39,600.00

Kisner, Kevin (70.70)

Year	1st	2nd	3rd	4th	Total	Finish	Money
2014	73	72			145	CUT	
2015	67	71	65	73	276	T20	\$96,112.50
2016	70	72	68	76	286	T48	21,624.00

Total \$117,736.50

Kite, Chris (77.50)

Year	1st	2nd	3rd	4th	Total	Finish	Money
1994	82	73			155	CUT	

Kite, Tom (70.52)

Year	1st	2nd	3rd	4th	Total	Finish	Money
1972	71	72	72	70	285	T32	\$1,425.00
1973	70	65	72	70	277	T12	4,687.50
1974	69	77			146	CUT	
1975	71	72	70	69	282	T21	2,257.14
1976	72	71	66	70	279	T17	3,750.00
1977	71	67	72	71	281	T16	4,350.00
1978	68	70	74	69	281	T23	2,480.00
1979	69	67	74	70	280	6	14,400.00
1980	67	71	71	73	282	T20	4,035.00
1981	73	65	68	74	280	T6	12,520.00
1982	66	64	68	68	266	T2	35,200.00
1983	72	71	73	67	283	T10	9,975.00
1984	70	66	68	72	276	T6	17,375.00
1985	75	69	74	68	286	T30	3,037.66
1988	72	74			146	CUT	
1989	70	67	72	70	279	T5	35,125.00
1992	70	70	67	71	278	T6	33,500.00
1993	68	71	75	70	284	T10	25,000.00
1994	68	74	64	73	279	15	21,600.00
1996	72	71	72	71	286	T31	6,520.00
1998	71	78			149	CUT	
1999	79	70			149	CUT	
2005	74	75			149	CUT	

Total \$237,237.30

Kizzire, Patton (73.50)

Year	1st	2nd	3rd	4th	Total	Finish	Money
2016	78	69			147	CUT	

Klauk, Jeff (75.50)

Year	1st	2nd	3rd	4th	Total	Finish	Money
2009	74	77			151	CUT	

Klein, Jeff (74.50)

Year	1st	2nd	3rd	4th	Total	Finish	Money
2003	78	71			149	CUT	

Klein, Mike (77.00)

Year	1st	2nd	3rd	4th	Total	Finish	Money
1981	76	78			154	CUT	

Kletcke, Bob (74.50)

Year	1st	2nd	3rd	4th	Total	Finish	Money
1967	72	77			149	CUT	

Knight, Darrell (77.00)

Year	1st	2nd	3rd	4th	Total	Finish	Money
1988	79	75			154	CUT	

Knost, Colt (73.50)

Year	1st	2nd	3rd	4th	Total	Finish	Money
2012	69	79			148	CUT	
2015	70	77			147	CUT	
2016	75	71			146	CUT	

Knox, Kenny (73.03)

Year	1st	2nd	3rd	4th	Total	Finish	Money
1982	69	75			144	CUT	
1984	73	73			146	CUT	
1985	73	70	81	73	297	T70	\$990.00
1986	71	69	72	70	282	T12	12,150.00
1987	71	74	69	72	286	T35	2,832.86
1988	76	73			149	CUT	
1989	66	70	74	77	287	T36	4,710.00
1990	69	71	71	70	281	T24	7,566.67
1991	73	75			148	CUT	
1992	78	71			149	CUT	
1993	78	78			156	CUT	
1994	76	79			155	CUT	
1995	75	74			149	CUT	

Total \$28,249.53

Knox, Russell (70.42)

Year	1st	2nd	3rd	4th	Total	Finish	Money
2014	67	69	74	71	281	T38	\$32,000.00
2015	66	71	67	72	276	T20	96,112.50
2016	73	69	76	70	288	T60	18,445.00

Total \$146,557.50

Knudson, George (73.83)

Year	1st	2nd	3rd	4th	Total	Finish	Money
1967	76				76	W/D	
1970	79				79	W/D	
1975	73	71	73	71	288	T54	\$562.66

Total \$562.66

Individual Player Records

Koch, Gary (72.73)

Year	1st	2nd	3rd	4th	Total	Finish	Money
1976	70	75			145	CUT	
1977	73	70	75	72	290	T56	\$637.50
1978	75	70			145	CUT	
1979	74	75			149	CUT	
1980	74	74			148	CUT	
1982	71	73			144	CUT	
1983	75	69	70	69	283	T10	9,975.00
1984	74	72			146	CUT	
1985	72	73	73	70	288	T42	1,900.00
1986	71	74	73	72	290	T56	1,326.00
1990	77	77			154	CUT	

Total \$13,838.50

Kochan, Tom (75.50)

Year	1st	2nd	3rd	4th	Total	Finish	Money
1969	77	74			151	CUT	

Koepka, Brooks (72.67)

Year	1st	2nd	3rd	4th	Total	Finish	Money
2015	72	73			145	CUT	
2016	73	72	73	73	291	T70	\$16,745.00

Total \$16,745.00

Kokrak, Jason (70.21)

Year	1st	2nd	3rd	4th	Total	Finish	Money
2013	70	69	70	67	276	T9	\$208,000.00
2014	70	71	71	73	285	T61	17,120.00
2015	74	70			144	CUT	
2016	74	66	69	69	278	T7	264,916.67

Total \$490,036.67

Kraft, Greg (72.85)

Year	1st	2nd	3rd	4th	Total	Finish	Money
1992	67	71	74	76	288	T50	\$2,362.50
1993	75	77			152	CUT	
1994	73	74			147	CUT	
1995	75	73			148	CUT	
1996	71	68	72	71	282	T11	25,440.00
1997	74	71	75	70	290	T63	3,165.00
1998	69	73	68		210	T12	35,280.00
1999	76	73			149	CUT	
2000	68	76	75	74	293	T68	6,060.00
2001	76	75			151	CUT	
2002	74	76			150	CUT	
2008	76	68			144	CUT	

Total \$72,307.50

Krak, Mike (74.50)

Year	1st	2nd	3rd	4th	Total	Finish	Money
1967	73	70	76	79	298	T78	
1969	75	75			150	CUT	
1971	73	74			147	CUT	
1972	73	77			150	CUT	
1973	78	71			149	CUT	

Kratzert, Billy (72.08)

Year	1st	2nd	3rd	4th	Total	Finish	Money
1976	73	72			145	CUT	
1977	69	68	71	72	280	T13	\$5,400.00
1978	71	72	67	67	277	4	14,100.00
1979	73	71	74	69	287	T35	1,930.00
1980	74	67	71	72	284	T29	2,600.00
1981	69	74	71	75	289	T40	1,365.60
1983	78	74			152	CUT	
1984	74	72			146	CUT	
1986	74	78			152	CUT	
1987	73	69	71	74	287	T42	2,160.00
1988	73	71	66	72	282	T12	13,300.00
1994	77	75			152	CUT	
1995	75	75			150	CUT	

Total \$40,855.60

Krenkel, Charlie (71.50)

Year	1st	2nd	3rd	4th	Total	Finish	Money
1982	70	73			143	CUT	

Kresge, Cliff (71.00)

Year	1st	2nd	3rd	4th	Total	Finish	Money
2003	69	71	72	70	282	T34	\$27,625.00
2004	72	71			143	CUT	
2007	69	70	72	72	283	T54	15,890.00
2008	70	74			144	CUT	

Total \$43,515.00

Kribel, Joel (75.25)

Year	1st	2nd	3rd	4th	Total	Finish	Money
1999	75	72			147	CUT	
2003	75	79			154	CUT	

Krueger, Gary (73.50)

Year	1st	2nd	3rd	4th	Total	Finish	Money
1984	73	74			147	CUT	

Kuboya, Kenichi (71.25)

Year	1st	2nd	3rd	4th	Total	Finish	Money
2003	72	67	73	73	285	T49	\$12,340.00

Total \$12,340.00

Kuchar, Matt (70.31)

Year	1st	2nd	3rd	4th	Total	Finish	Money
2002	74	81			155	CUT	
2003	69	71	70	74	284	T43	\$16,033.34
2004	76	68			144	CUT	
2007	69	68	69	74	280	T35	33,775.00
2008	74	70			144	CUT	
2009	68	73	68	75	284	T28	53,250.00
2010	68	69	69	66	272	1	1,350,000.00
2011	63	65	68		196	2	864,000.00
2012	72	68	73	72	285	T38	32,000.00
2013	66	65	70	78	279	T19	93,600.00
2014	68	70	68	67	273	T5	292,000.00
2015	71	70	66	72	279	T39	33,000.00
2016	72	72	76	69	289	T64	17,765.00

Total \$2,785,423.34

Kudysch, John (78.25)

Year	1st	2nd	3rd	4th	Total	Finish	Money
1979	79	78			157	CUT	
1984	78	78			156	CUT	

Kuehne, Hank (72.75)

Year	1st	2nd	3rd	4th	Total	Finish	Money
2003	75	69			144	CUT	
2005	74	73			147	CUT	

Kulzer, Keith (76.50)

Year	1st	2nd	3rd	4th	Total	Finish	Money
1991	75	73			148	CUT	
1992	79	79			158	CUT	

Kunes, Joe (77.00)

Year	1st	2nd	3rd	4th	Total	Finish	Money
1977	82	76			158	CUT	
1979	77	73			150	CUT	

Kuramoto, Massy (73.67)

Year	1st	2nd	3rd	4th	Total	Finish	Money
1983	73	76			149	CUT	
1993	70	76	70	77	293	T52	\$2,360.00

Total \$2,360.00

Individual Player Records

LaBelle II, Doug (70.25)

Year	1st	2nd	3rd	4th	Total	Finish	Money
2007	69	73	71	68	281	T41	\$24,500.00
Total							\$24,500.00

Labritz, Rob (76.25)

Year	1st	2nd	3rd	4th	Total	Finish	Money
2001	75	81			156	CUT	
2002	73	76			149	CUT	

Ladehoff, Greg (73.92)

Year	1st	2nd	3rd	4th	Total	Finish	Money
1986	79	76			155	CUT	
1987	76	69	70	72	287	T42	\$2,160.00
1988	72	74			146	CUT	
1989	76				76	W/D	
1991	69	72	77	79	297	70	2,000.00
Total							\$4,160.00

Laird, Martin (70.76)

Year	1st	2nd	3rd	4th	Total	Finish	Money
2008	70	69	72	67	278	T7	\$203,700.00
2010	69	67	65	71	272	2	810,000.00
2011	71	67	69		207	T58	17,520.00
2012	70	68	77	77	292	T71	15,760.00
2013	74	68	77	76	295	T72	15,520.00
2015	72	71			143	CUT	
2016	66	72	69	75	282	T18	114,750.00
Total							\$1,177,250.00

Lamely, Derek (72.50)

Year	1st	2nd	3rd	4th	Total	Finish	Money
2010	74	71			145	CUT	

Lamontagne, Steve (72.50)

Year	1st	2nd	3rd	4th	Total	Finish	Money
1990	71	71	70	74	286	T59	\$2,140.00
1992	78	75			153	CUT	
1993	74	73	71	68	286	T16	14,500.00
1994	75	70			145	CUT	
Total							\$16,640.00

Lamore, Tom (79.00)

Year	1st	2nd	3rd	4th	Total	Finish	Money
1984	79	79			158	CUT	

Lancaster, Neal (72.30)

Year	1st	2nd	3rd	4th	Total	Finish	Money
1990	72	71	73	73	289	T76	\$1,850.00
1991	73	70	71	78	292	66	2,080.00
1992	72	72	72	72	288	T50	2,362.50
1993	75	76			151	CUT	
1994	72	75			147	CUT	
1996	68	75	73	72	288	T43	3,506.40
1997	71	72	72	73	288	T51	3,610.00
1999	70	70	71	74	285	T41	9,250.00
2001	77	76			153	CUT	
2002	69	70	73	76	288	T64	7,210.00
2003	73	70			143	CUT	
2004	70	71	70	71	282	T32	26,670.00
2005	72	71	70	74	287	T32	30,475.00
Total							\$87,013.90

Landrum, Ralph (75.00)

Year	1st	2nd	3rd	4th	Total	Finish	Money
1984	70	76			146	CUT	
1985	77	77			154	CUT	

Langer, Bernhard (72.58)

Year	1st	2nd	3rd	4th	Total	Finish	Money
1988	74	69	76	72	291	T54	\$1,589.00
1998	75	73			148	CUT	
2002	70	74			144	CUT	
2006	70	73	74	71	288	T47	14,969.17
Total							\$16,558.17

Langham, Franklin (72.69)

Year	1st	2nd	3rd	4th	Total	Finish	Money
1996	78	75			153	CUT	
1998	71	75	73		219	T72	\$3,474.00
2002	71	71	74	72	288	T64	7,210.00
2005	73	71	68	73	285	T19	74,750.00
Total							\$85,434.00

Langley, Jim (76.75)

Year	1st	2nd	3rd	4th	Total	Finish	Money
1968	76	78			154	CUT	
1969	73	80			153	CUT	

Langley, Scott (71.00)

Year	1st	2nd	3rd	4th	Total	Finish	Money
2013	72	69	76	71	288	T62	\$17,120.00
2014	70	68	76	66	280	T30	46,500.00
Total							\$63,620.00

Lankford, Jeffrey (79.00)

Year	1st	2nd	3rd	4th	Total	Finish	Money
1988	81	77			158	CUT	

Laoretti, Larry (74.25)

Year	1st	2nd	3rd	4th	Total	Finish	Money
1971	75	70	74	78	297	79	\$333.00
Total							\$333.00

Lardon, Brad (77.00)

Year	1st	2nd	3rd	4th	Total	Finish	Money
1991	73	79			152	CUT	
1994	78	81			159	CUT	
2005	79	72			151	CUT	

Laudien, Mike (78.50)

Year	1st	2nd	3rd	4th	Total	Finish	Money
2001	80	77			157	CUT	

Laoretti, Mario (78.50)

Year	1st	2nd	3rd	4th	Total	Finish	Money
1969	77	80			157	CUT	

Laycock, Scott (72.00)

Year	1st	2nd	3rd	4th	Total	Finish	Money
2003	73	71			144	CUT	

Leaney, Stephen (72.18)

Year	1st	2nd	3rd	4th	Total	Finish	Money
2004	73	67	73	71	284	T53	\$12,285.00
2005	72	73	68	74	287	T32	30,475.00
2006	73	74			147	CUT	
2007	76				76	W/D	
Total							\$42,760.00

Lee, Dong-hwan (73.50)

Year	1st	2nd	3rd	4th	Total	Finish	Money
2013	75	72			147	CUT	

Individual Player Records

Lee, Danny (69.88)

Year	1st	2nd	3rd	4th	Total	Finish	Money
2014	67	71	70	73	281	T38	\$32,000.00
2015	66	71	71	70	278	T30	46,933.33
2016	74	73			147	CUT	

Total \$78,933.33

Lee, David (75.00)

Year	1st	2nd	3rd	4th	Total	Finish	Money
1970	75	75			150	CUT	

Lee, Richard (72.00)

Year	1st	2nd	3rd	4th	Total	Finish	Money
2013	75	69			144	CUT	

Lee, Stan (73.75)

Year	1st	2nd	3rd	4th	Total	Finish	Money
1978	72	75			147	CUT	
1979	72	74	71	73	290	T50	\$950.86
1980	78	75			153	CUT	

Total \$950.86

Leggatt, Ian (71.06)

Year	1st	2nd	3rd	4th	Total	Finish	Money
2001	70	69	71	73	283	T32	\$19,810.00
2002	69	68	67	71	275	T5	133,000.00
2005	68	73	71	75	287	T32	30,475.00
2006	73	70	73	76	292	T63	12,190.00

Total \$195,475.00

Legrange, Cobie (73.50)

Year	1st	2nd	3rd	4th	Total	Finish	Money
1967	74	74			148	CUT	
1968	73	73			146	CUT	

Lehmann, Ted (73.75)

Year	1st	2nd	3rd	4th	Total	Finish	Money
1987	72	74	72	77	295	T71	\$1,182.00

Total \$1,182.00

Lehman, Tom (70.60)

Year	1st	2nd	3rd	4th	Total	Finish	Money
1984	70	76			146	CUT	
1985	74	71	72	72	289	T44	\$1,554.00
1993	74	69	70	69	282	T5	38,000.00
1995	70	72	73	68	283	T14	21,000.00
1996	71	71	67	70	279	T2	79,200.00
1998	67	72	65		204	3	122,400.00
1999	75	66	72	71	284	T35	12,062.50
2000	72	73			145	CUT	
2001	72	68	72		212	DQ	
2002	68	72	68	68	276	T7	112,875.00
2003	71	70	68	66	275	T8	145,000.00
2004	71	71			142	CUT	
2006	68	71	75	69	283	T18	69,985.72
2007	71	74			145	CUT	
2008	71	73			144	CUT	

Total \$602,077.22

Leishman, Marc (72.48)

Year	1st	2nd	3rd	4th	Total	Finish	Money
2009	74	77			151	CUT	
2010	70	70	71	71	282	T36	\$30,784.09
2011	69	68	67		204	T32	39,781.82
2012	77	70			147	CUT	
2013	72	70	75	77	294	T71	15,840.00
2014	75	72			147	CUT	
2015	74	74			148	CUT	
2016	71	78			149	CUT	

Total \$86,405.91

Leonard, Jeff (74.00)

Year	1st	2nd	3rd	4th	Total	Finish	Money
1995	71	77			148	CUT	

Leonard, Justin (71.18)

Year	1st	2nd	3rd	4th	Total	Finish	Money
1999	71	70	66	75	282	T22	\$23,208.33
2001	69	75	72	72	288	T56	7,770.00
2005	72	71	67	71	281	T7	173,218.75
2006	72	70	68	75	285	T29	35,773.21
2007	73	73			146	CUT	
2008	70	70	71	67	278	T7	203,700.00
2009	68	75	72	70	285	T31	39,900.00
2010	71	71	71	69	282	T36	30,784.09
2013	74	74			148	CUT	
2014	76	69			145	CUT	

Total \$514,354.38

Leshner, Greg (73.50)

Year	1st	2nd	3rd	4th	Total	Finish	Money
1992	75	72			147	CUT	

Leslie, Perry (74.67)

Year	1st	2nd	3rd	4th	Total	Finish	Money
1975	74	77			151	CUT	
1976	72	75			147	CUT	
1977	69	81			150	CUT	

Leslie, Tim (78.25)

Year	1st	2nd	3rd	4th	Total	Finish	Money
1970	79	79			158	CUT	
1972	77	78			155	CUT	

Letellier, Ron (75.43)

Year	1st	2nd	3rd	4th	Total	Finish	Money
1968	76	73			149	CUT	
1971	77	69			146	CUT	
1972	80	74			154	CUT	
1976	79				79	W/D	

Letzig, Michael (72.60)

Year	1st	2nd	3rd	4th	Total	Finish	Money
2008	77	73			150	CUT	
2009	69				69	W/D	
2010	72	72			144	CUT	

Levenson, Gavan (73.25)

Year	1st	2nd	3rd	4th	Total	Finish	Money
1984	73	69	76	75	293	T65	\$1,040.00

Total \$1,040.00

Levet, Thomas (73.00)

Year	1st	2nd	3rd	4th	Total	Finish	Money
2003	74	72			146	CUT	

Individual Player Records

Levi, Wayne (71.66)

Year	1st	2nd	3rd	4th	Total	Finish	Money
1977	70	75	68	72	285	T30	\$1,863.00
1979	75	70	71	72	288	T41	1,440.00
1980	74	72			146	CUT	
1981	71	75	74	78	298	70	800.00
1982	70	65	67	68	270	T4	17,600.00
1983	72	75	71	65	283	T10	9,975.00
1984	65	71	75	71	282	T25	3,816.66
1985	72	71	65	73	281	T7	15,583.33
1986	74	66	72	74	286	T33	3,390.00
1987	73	68	71	71	283	T17	8,700.00
1988	71	70	77	71	289	T48	1,806.00
1990	70	72	81		223	W/D	
1991	71	72	67	67	277	T5	36,500.00
1992	73	71	68	73	285	T34	5,160.00
1993	71	74	78	78	301	69	2,020.00
1994	66	74	74	71	285	T50	2,922.00
1995	73	69	70	75	287	T36	5,775.00
1996	73	71	72	73	289	T53	2,714.67
1999	74	76			150	CUT	

Total \$120,065.66

Levin, Don (73.67)

Year	1st	2nd	3rd	4th	Total	Finish	Money
1981	76	81			157	CUT	
1982	69	72	70	74	285	T67	\$816.00

Total \$816.00

Levin, Spencer (71.71)

Year	1st	2nd	3rd	4th	Total	Finish	Money
2005	80	74			154	CUT	
2010	72	69	73	73	287	T64	\$15,675.00
2011	69	72			141	CUT	
2015	65	71	67	72	275	T16	127,875.00
2016	75	72			147	CUT	

Total \$143,550.00

Levinson, John (75.50)

Year	1st	2nd	3rd	4th	Total	Finish	Money
1970	77	74			151	CUT	

Lewis, J.L. (71.74)

Year	1st	2nd	3rd	4th	Total	Finish	Money
1995	73	71	71	77	292	T60	\$2,592.00
1998	73	74			147	CUT	
1999	75	65	73	73	286	T46	6,587.50
2001	72	71	69	69	281	T19	39,500.00
2002	73				73	W/D	
2003	68	68	70	69	275	T8	145,000.00
2004	73	72			145	CUT	
2005	69	73	72	75	289	T46	15,939.00
2006	74	75			149	CUT	

Total \$209,618.50

Lewis, Jack (71.50)

Year	1st	2nd	3rd	4th	Total	Finish	Money
1970	69	69	70	73	281	T23	\$2,110.00
1971	70	73	69	73	285	T36	1,143.00
1973	74	75			149	CUT	

Total \$3,253.00

Lewis, Jeff (76.25)

Year	1st	2nd	3rd	4th	Total	Finish	Money
1986	75	75			150	CUT	
1987	80	75			155	CUT	

Lichardus, Babe (72.00)

Year	1st	2nd	3rd	4th	Total	Finish	Money
1967	72	70	74	72	288	T47	\$179.17

Total \$179.17

Lickliter II, Frank (72.35)

Year	1st	2nd	3rd	4th	Total	Finish	Money
1996	73	73			146	CUT	
1997	76	68	72	75	291	T67	\$3,075.00
1998	75	70	76		221	78	3,312.00
2000	74	77			151	CUT	
2006	70	67	77	73	287	T42	20,125.00
2007	71	69	70	71	281	T41	24,500.00
2008	71	71	71	74	287	64	14,840.00

Total \$65,852.00

Liebler, Steven (71.13)

Year	1st	2nd	3rd	4th	Total	Finish	Money
1984	70	73	65	77	285	T41	\$1,850.00
1985	71	73	69	71	284	T20	5,620.00

Total \$7,470.00

Lietzke, Bruce (70.96)

Year	1st	2nd	3rd	4th	Total	Finish	Money
1975	70	71	66	67	274	4	\$11,750.00
1976	65	74	73	69	281	T33	1,551.43
1977	75	69	68	70	282	T20	3,300.00
1978	72	75			147	CUT	
1979	76	68	69	72	285	T23	3,371.42
1980	67	72	69	73	281	T17	6,000.00
1981	75	72			147	CUT	
1991	75	73			148	CUT	

Total \$25,972.85

Lindsey, Pat (74.08)

Year	1st	2nd	3rd	4th	Total	Finish	Money
1981	75	76			151	CUT	
1983	75				75	W/D	
1984	73	72			145	CUT	
1985	72	75			147	CUT	
1986	75	69	72	77	293	T69	\$1,206.00
1987	75	77			152	CUT	

Total \$1,206.00

Lingmerth, David (75.20)

Year	1st	2nd	3rd	4th	Total	Finish	Money
2013	78				78	W/D	
2015	78	72			150	CUT	
2016	72	76			148	CUT	

List, Luke (75.00)

Year	1st	2nd	3rd	4th	Total	Finish	Money
2016	76	74			150	CUT	

Lister, John (73.36)

Year	1st	2nd	3rd	4th	Total	Finish	Money
1972	75	77			152	CUT	
1974	68	72	70	72	282	T26	\$1,701.44
1976	72	72			144	CUT	
1977	75	70	75	75	295	T73	
1978	74	80			154	CUT	

Total \$1,701.44

Individual Player Records

Littler, Gene (70.55)

Year	1st	2nd	3rd	4th	Total	Finish	Money
1967	75	68	70	69	282	T18	\$3,375.00
1968	71	71	71	69	282	T23	2,034.72
1969	74	73			147	CUT	
1970	68	71	69	72	280	T17	3,125.00
1973	68	69	71	66	274	T5	9,083.33
1974	74	70	68	68	280	T16	3,500.00
1975	68	68	69	66	271	1	50,000.00
1976	70	69	69	71	279	T17	3,750.00
1977	77	73			150	CUT	
1979	75	71	69	71	286	T30	2,484.00
1980	77	73			150	CUT	

Total \$77,352.05

Lively, John (72.63)

Year	1st	2nd	3rd	4th	Total	Finish	Money
1968	70	70	73	69	282	T23	\$2,034.73
1969	74	72			146	CUT	
1970	78	75			153	CUT	

Total \$2,034.73

Loesch, Rod (74.00)

Year	1st	2nd	3rd	4th	Total	Finish	Money
1982	72	76			148	CUT	

Lohr, Bob (73.33)

Year	1st	2nd	3rd	4th	Total	Finish	Money
1985	77	75			152	CUT	
1986	78	71			149	CUT	
1987	73	70	69	76	288	T46	\$1,800.00
1988	75	70	69	73	287	T36	3,084.25
1989	71	74			145	CUT	
1993	74	76			150	CUT	
1995	75	74			149	CUT	

Total \$4,884.25

Lohren, Carl (74.63)

Year	1st	2nd	3rd	4th	Total	Finish	Money
1973	70	72	77	78	297	70	\$375.00
1975	76	75			151	CUT	
1976	76	73			149	CUT	

Total \$375.00

Lonard, Peter (71.25)

Year	1st	2nd	3rd	4th	Total	Finish	Money
2002	71	68	69	70	278	T9	\$94,500.00
2003	72	66	71	70	279	T22	45,071.43
2004	67	74	72	70	283	T42	15,807.28
2006	73	67	71	75	286	T36	26,497.91
2007	75	76			151	CUT	
2008	73	75			148	CUT	

Total \$181,876.62

Long, Michael (71.50)

Year	1st	2nd	3rd	4th	Total	Finish	Money
2005	72	71	71	72	286	T22	\$48,012.50

Total \$48,012.50

Longo, Joe (78.00)

Year	1st	2nd	3rd	4th	Total	Finish	Money
1972	78				78	W/D	

Lott, Lyn (72.54)

Year	1st	2nd	3rd	4th	Total	Finish	Money
1974	70	75			145	CUT	
1975	71	68	68	73	280	T14	\$4,125.00
1976	74	70			144	CUT	
1977	72	69	74	71	286	T35	1,385.62
1980	71	75			146	CUT	
1981	75	73			148	CUT	
1982	66	74	74	69	283	T57	880.00
1983	79	80			159	CUT	
1984	77	73			150	CUT	

Total \$6,390.62

Lotz, Dick (72.29)

Year	1st	2nd	3rd	4th	Total	Finish	Money
1969	71	71	69	70	281	T8	\$7,062.50
1970	72	72	71	73	288	T64	312.50
1971	74	76			150	CUT	
1972	72	72	70	72	286	T38	1,083.33
1973	71	76			147	CUT	
1974	74	78			152	CUT	
1975	68	82			150	CUT	
1976	69	71	72	69	281	T33	1,551.43

Total \$10,009.76

Lotz, John (74.20)

Year	1st	2nd	3rd	4th	Total	Finish	Money
1970	77				77	DQ	
1971	68	76	72	78	294	T75	\$333.00

Total \$333.00

Loustalot, Tim (73.71)

Year	1st	2nd	3rd	4th	Total	Finish	Money
1995	74	74			148	CUT	
1998	73	70	73		216	T54	\$4,032.00
1999	79	73			152	CUT	

Total \$4,032.00

Love III, Davis (71.00)

Year	1st	2nd	3rd	4th	Total	Finish	Money
1991	76	71			147	CUT	
1992	70	71	71	68	280	T14	\$16,500.00
1994	71	71	69	72	283	T38	5,040.00
1998	73	68	70		211	T17	23,554.28
2000	66	74	74	73	287	T33	14,866.67
2002	71	69	72	74	286	T55	7,910.00
2004	68	71	70	72	281	T28	36,487.50
2007	69	69	72	71	281	T41	24,500.00
2009	70	75	72	70	287	T46	20,400.00
2010	67	74	72	68	281	T31	44,475.00
2011	71	68			139	CUT	
2012	76	72			148	CUT	
2015	75	74			149	CUT	

Total \$193,733.45

Lowery, Steve (72.03)

Year	1st	2nd	3rd	4th	Total	Finish	Money
1988	71	73	77	72	293	T62	\$1,484.00
1993	76	72			148	CUT	
1995	73	70	66	74	283	T14	21,000.00
1997	76	70			146	CUT	
1998	66	72	70		208	9	52,200.00
1999	72	73	73	71	289	T66	5,100.00
2000	70	69	69	72	280	10	81,000.00
2001	73	72			145	CUT	
2004	69	70	72	71	282	T32	26,670.00
2005	79	70			149	CUT	
2006	77	73			150	CUT	
2008	73	75			148	CUT	

Total \$187,454.00

Individual Player Records

Lum, Wren (81.00)

Year	1st	2nd	3rd	4th	Total	Finish	Money
1977	82	80			162	CUT	

Lunde, Bill (71.56)

Year	1st	2nd	3rd	4th	Total	Finish	Money
2009	70	73	71	76	290	T64	\$15,750.00
2010	74	76			150	CUT	
2011	69	69	66		204	T32	39,781.81

Total \$55,531.81

Lundstrom, David (74.55)

Year	1st	2nd	3rd	4th	Total	Finish	Money
1976	82				82	W/D	
1979	76	71			147	CUT	
1981	71	75	75	69	290	T50	\$945.00
1985	75	76			151	CUT	
1986	76	74			150	CUT	

Total \$945.00

Lunn, Bob (71.82)

Year	1st	2nd	3rd	4th	Total	Finish	Money
1967	74	71	76	71	292	T67	
1968	70	71	68	70	279	T14	\$4,250.00
1969	68	73	74	73	288	T48	520.48
1970	73	74			147	CUT	
1971	70	72	71	70	283	T22	2,041.67
1973	71	67	69	74	281	T30	1,662.50
1976	73	72			145	CUT	
1977	78	71			149	CUT	
1987	73	74			147	CUT	

Total \$8,474.65

Lusk, James (80.50)

Year	1st	2nd	3rd	4th	Total	Finish	Money
1999	85	76			161	CUT	

Lye, Mark (71.43)

Year	1st	2nd	3rd	4th	Total	Finish	Money
1980	72	66	72	68	278	T7	\$11,640.00
1981	72	70	74	69	285	T27	3,020.00
1982	68	66	71	73	278	T26	2,960.00
1983	76	73			149	CUT	
1984	71	70	66	72	279	T15	8,750.00
1985	69	73	75	72	289	T44	1,554.00
1986	74	69	73	71	287	T36	2,826.00
1987	76	70	70	74	290	T52	1,392.00
1988	73	71	73	71	288	T44	2,240.00
1989	66	70	71	73	280	T9	27,000.00
1993	75	76			151	CUT	
1994	77	69			146	CUT	

Total \$61,382.00

Lyle, Sandy (72.64)

Year	1st	2nd	3rd	4th	Total	Finish	Money
1987	65	72	71	71	279	T7	\$19,350.00
1988	74	74			148	CUT	
1989	73	75			148	CUT	
1996	76	73			149	CUT	
1998	75				75	W/D	

Total \$19,350.00

Lynn, David (69.75)

Year	1st	2nd	3rd	4th	Total	Finish	Money
2013	71	65	69	74	279	T19	\$93,600.00

Total \$93,600.00

Lyons, Denny (73.00)

Year	1st	2nd	3rd	4th	Total	Finish	Money
1972	73	73			146	CUT	

Lytle, Bill (75.00)

Year	1st	2nd	3rd	4th	Total	Finish	Money
1981	72	78			150	CUT	

MacKenzie, Will (73.80)

Year	1st	2nd	3rd	4th	Total	Finish	Money
2005	75	74			149	CUT	
2006	72	70	76	78	296	T77	\$10,522.50
2007	73	73			146	CUT	
2014	71	76			147	CUT	

Total \$10,522.50

Magee, Andrew (72.70)

Year	1st	2nd	3rd	4th	Total	Finish	Money
1985	69	72	76	72	289	T44	\$1,554.00
1986	72	67	71	70	280	T6	20,850.00
1987	70	74	73	77	294	T68	1,212.00
1988	76	71			147	CUT	
1989	69	76			145	CUT	
1990	70	70	71	74	285	T50	2,348.89
1991	70	70	75	74	289	T59	2,190.00
1993	81				81	W/D	
1996	77	75			152	CUT	
2003	71	71	71	71	284	T43	16,033.33
2005	75	78			153	CUT	

Total \$44,188.22

Maggert, Jeff (71.39)

Year	1st	2nd	3rd	4th	Total	Finish	Money
1991	75	71			146	CUT	
1992	72	68	66	77	283	T26	\$7,550.00
1993	71	68	74	78	291	T38	4,200.00
1994	72	72	64	69	277	T8	32,400.00
1996	74	68	68	69	279	T2	79,200.00
1997	67	69	66	68	270	2	162,000.00
1998	68	71	67		206	T5	68,400.00
1999	70	66	77	68	281	T18	33,750.00
2000	77	75			152	CUT	
2002	72	71	67	78	288	T64	7,210.00
2004	73	73			146	CUT	
2006	71	71	70	70	282	T15	97,750.00
2007	66	73	73	76	288	T72	13,580.00
2009	71	79			150	CUT	
2010	79				79	W/D	
2012	69	74	74	76	293	T73	15,440.00
2013	69	75			144	CUT	

Total \$521,480.00

Maginnes, John (73.06)

Year	1st	2nd	3rd	4th	Total	Finish	Money
1996	75	69	72	68	284	T20	\$13,980.00
1997	76	73			149	CUT	
1999	75	71			146	CUT	
2000	67	71	72	74	284	T19	36,360.00
2003	76	74			150	CUT	
2004	77	73			150	CUT	
2005	76	76			152	CUT	

Total \$50,340.00

Individual Player Records

Mahaffey, John (71.53)

Year	1st	2nd	3rd	4th	Total	Finish	Money
1973	71	74			145	CUT	
1975	72	69	67	74	282	T21	\$2,257.14
1976	71	70	69	67	277	T5	8,793.75
1977	73	72	67	71	283	T23	2,587.50
1978	68	72	72	75	287	T55	645.00
1979	72	72	75	68	287	T35	1,930.00
1980	70	66	73	70	279	T12	8,100.00
1983	73	70	75	68	286	T25	3,435.00
1989	71	72	74	75	292	T58	2,220.00
1990	71	73			144	CUT	
1991	75	70			145	CUT	
1993	74	75			149	CUT	
1994	71	73	68	70	282	T27	7,494.55
1996	78				78	W/D	
1997	72	74			146	CUT	

Total \$37,462.94

Mahan, Hunter (70.49)

Year	1st	2nd	3rd	4th	Total	Finish	Money
2005	75	67	73	74	289	T46	\$15,939.00
2006	69	69	75	74	287	T42	20,125.00
2007	70	69	62	76	277	T17	101,500.00
2008	62	73	74	73	282	T31	39,700.00
2009	72	72	68	70	282	T20	87,375.00
2010	70	71	69	71	281	T31	44,475.00
2011	68	69	68		205	T43	23,840.00
2012	73	74			147	CUT	
2013	69	68	72	71	280	T25	58,500.00
2014	66	71	68	65	270	1	1,440,000.00
2015	78	71			149	CUT	

Total \$1,831,454.00

Makalena, Ted (73.17)

Year	1st	2nd	3rd	4th	Total	Finish	Money
1967	73	72	72	77	294	T70	
1968	75	70			145	CUT	

Mallinger, John (71.71)

Year	1st	2nd	3rd	4th	Total	Finish	Money
2007	68	72	74	74	288	T72	\$13,580.00
2008	70	73	69	72	284	T48	17,400.00
2009	74	72	70	71	287	T46	20,400.00
2012	72	73			145	CUT	

Total \$51,380.00

Mallon, Bill (74.50)

Year	1st	2nd	3rd	4th	Total	Finish	Money
1976	76	76			152	CUT	
1977	68	74	75	78	295	T73	

Malnati, Peter (73.50)

Year	1st	2nd	3rd	4th	Total	Finish	Money
2016	73	72	74	75	294	T78	\$15,555.00

Total \$15,555.00

Maltbie, Roger (71.37)

Year	1st	2nd	3rd	4th	Total	Finish	Money
1976	75	70			145	CUT	
1978	73	74			147	CUT	
1980	69	68	70	71	278	T7	\$11,640.00
1981	71	71	76	71	289	T40	1,365.60
1983	72	66	70	72	280	7	15,075.00
1984	70	72	70	70	282	T25	3,816.67
1985	70	63	72	70	275	1	90,000.00
1986	72	72	70	68	282	T12	12,150.00
1987	71	67	68	71	277	3	40,800.00
1988	72	74			146	CUT	
1989	74	72			146	CUT	
1990	70	71	73	72	286	T59	2,140.00
1991	67	75	64	75	281	T17	13,533.33
1992	75	72			147	CUT	
1993	75	72	77	74	298	68	2,040.00
1994	73	74			147	CUT	
1995	71	77			148	CUT	

Total \$192,560.60

Mandes, Ted (74.00)

Year	1st	2nd	3rd	4th	Total	Finish	Money
1974	73	75			148	CUT	

Manero, Tony (80.00)

Year	1st	2nd	3rd	4th	Total	Finish	Money
1967	78				78	W/D	
1968	84	78			162	CUT	

Maness, Mark (76.00)

Year	1st	2nd	3rd	4th	Total	Finish	Money
1988	77	75			152	CUT	

Mann, Bob (72.25)

Year	1st	2nd	3rd	4th	Total	Finish	Money
1979	74	72	72	73	291	T57	\$888.00
1980	72	68	72	75	287	T47	1,027.43

Total \$1,915.43

Manolios, Nick (79.25)

Year	1st	2nd	3rd	4th	Total	Finish	Money
1988	80	76			156	CUT	
1989	77	84			161	CUT	

Marad, Dave (72.75)

Year	1st	2nd	3rd	4th	Total	Finish	Money
1971	73	70	76	72	291	T66	\$333.00

Total \$333.00

Marantz, Paul (77.50)

Year	1st	2nd	3rd	4th	Total	Finish	Money
2000	78	77			155	CUT	

Marino, Steve (71.13)

Year	1st	2nd	3rd	4th	Total	Finish	Money
2007	72	69	74	71	286	T69	\$14,070.00
2008	71	75			146	CUT	
2009	65	71	68	77	281	T15	120,000.00
2010	70	73			143	CUT	
2011	72	65	74		211	71	15,840.00

Total \$149,910.00

Individual Player Records

Marr, Dave (72.79)

Year	1st	2nd	3rd	4th	Total	Finish	Money
1967	74	77			151	CUT	
1968	77	74			151	CUT	
1969	75	70	68	71	284	T25	\$1,887.50
1970	72	72	70	70	284	T41	835.72
1971	78				78	DQ	
1972	76	75			151	CUT	
1973	71	71	71	71	284	T44	775.00

Total \$3,498.22

Marsh, Graham (72.67)

Year	1st	2nd	3rd	4th	Total	Finish	Money
1977	77	72			149	CUT	
1978	71	71	74	71	287	T55	\$645.00

Total \$645.00

Marshall, James (73.50)

Year	1st	2nd	3rd	4th	Total	Finish	Money
1974	75	72			147	CUT	

Marti, Fred (71.74)

Year	1st	2nd	3rd	4th	Total	Finish	Money
1967	75	66	72	67	280	T12	\$4,937.50
1968	70	68	68	72	278	T11	5,500.00
1969	68	77	70	72	287	T43	765.00
1970	68	70	78	75	291	T77	312.50
1972	73	71	71	72	287	T44	705.00
1974	76	72			148	CUT	
1975	76	70			146	CUT	
1978	77				77	W/D	
1979	70	69	76	70	285	T23	3,371.43
1980	71	74			145	CUT	

Total \$15,591.43

Martin, Ben (71.00)

Year	1st	2nd	3rd	4th	Total	Finish	Money
2014	66	76	70	70	282	T46	\$21,394.29
2015	69	70	72	75	286	68	16,830.00
2016	71	70	74	69	284	T31	45,220.00

Total \$83,444.29

Martindale, Bill (73.33)

Year	1st	2nd	3rd	4th	Total	Finish	Money
1967	71	72	77		220	W/D	

Martin, Doug (72.81)

Year	1st	2nd	3rd	4th	Total	Finish	Money
1992	83	72			155	CUT	
1994	73	74			147	CUT	
1995	67	70	72	69	278	2	\$129,600.00
1996	73	78			151	CUT	
1997	74	73			147	CUT	
1999	71	70	71	75	287	T54	5,625.00

Total \$135,225.00

Martinez, Richard (73.25)

Year	1st	2nd	3rd	4th	Total	Finish	Money
1967	78	69			147	CUT	
1969	74	72			146	CUT	

Maruyama, Daisuke (73.25)

Year	1st	2nd	3rd	4th	Total	Finish	Money
2006	68	72	78	75	293	T66	\$11,787.50

Total \$11,787.50

Maruyama, Shigeki (71.80)

Year	1st	2nd	3rd	4th	Total	Finish	Money
2000	70	73	67	76	286	T29	\$19,950.00
2001	75				75	W/D	
2003	67	69	74	71	281	T30	31,750.00
2004	74	69			143	CUT	
2006	73	74			147	CUT	
2007	72	73			145	CUT	

Total \$51,700.00

Massengale, Don (72.81)

Year	1st	2nd	3rd	4th	Total	Finish	Money
1967	74	72			146	CUT	
1969	70	75	73	70	288	T48	\$520.48
1970	72	72	70	68	282	T28	1,635.72
1971	78	77			155	CUT	
1972	71	76			147	CUT	
1973	75	72			147	CUT	

Total \$2,156.20

Massengale, Rik (71.38)

Year	1st	2nd	3rd	4th	Total	Finish	Money
1971	75	75			150	CUT	
1973	69	75			144	CUT	
1974	71	70	72	73	286	T47	\$657.60
1975	65	74	72	67	278	T9	6,000.00
1976	70	71	68	68	277	T5	8,793.75
1977	71	69	71	69	280	T13	5,400.00
1978	75	74			149	CUT	
1979	79	72			151	CUT	
1980	67	70	75	69	281	T17	6,000.00
1981	73	71	72	72	288	T36	1,925.00

Total \$28,776.35

Masserio, Jim (72.50)

Year	1st	2nd	3rd	4th	Total	Finish	Money
1974	71	72	74	70	287	T52	\$562.43
1975	74	73			147	CUT	
1976	74	72			146	CUT	

Total \$562.43

Massey, Richard (74.00)

Year	1st	2nd	3rd	4th	Total	Finish	Money
2003	74	74			148	CUT	

Mast, Dick (72.68)

Year	1st	2nd	3rd	4th	Total	Finish	Money
1977	75	79			154	CUT	
1987	70	72	71	71	284	T21	\$5,802.85
1988	71	68	68	73	280	T6	22,662.50
1989	66	68	71	81	286	T32	5,787.50
1991	76	71			147	CUT	
1992	79	73			152	CUT	
1993	73	76			149	CUT	
1995	71	76			147	CUT	

Total \$34,252.85

Mathis, David (77.00)

Year	1st	2nd	3rd	4th	Total	Finish	Money
2009	79	75			154	CUT	

Matsuyama, Hideki (70.00)

Year	1st	2nd	3rd	4th	Total	Finish	Money
2014	68	70	72	70	280	T30	\$46,500.00
2015	69	69	67	69	274	T13	159,500.00
2016	71	75			146	CUT	

Total \$206,000.00

Individual Player Records

Matteson, Troy (71.05)

Year	1st	2nd	3rd	4th	Total	Finish	Money
2006	73	71			144	CUT	
2007	70	71	70	71	282	T48	\$17,593.33
2008	75	69			144	CUT	
2009	71	71	69	71	282	T20	87,375.00
2010	71	69	70	72	282	T36	30,784.09
2011	72	67			139	CUT	
2012	68	73	76	73	290	T65	16,720.00

Total \$152,472.42

Mattiace, Bob (77.00)

Year	1st	2nd	3rd	4th	Total	Finish	Money
1989	74	80			154	W/D	

Mattiace, Ken (76.50)

Year	1st	2nd	3rd	4th	Total	Finish	Money
1986	75	78			153	CUT	

Mattiace, Len (72.06)

Year	1st	2nd	3rd	4th	Total	Finish	Money
1993	75	72	75	73	295	T60	\$2,180.00
1996	75	70	71	74	290	T62	2,520.00
1997	76	71			147	CUT	
1998	71	74	75		220	T76	3,366.00
1999	69	71	68	75	283	T28	16,267.85
2000	73	72			145	CUT	
2001	74	72			146	CUT	
2002	69	70	72	68	279	T12	66,500.00
2004	73	71			144	CUT	
2005	71	65	73	74	283	T12	112,700.00
2006	72	74			146	CUT	

Total \$203,533.85

Mauney, Terry (73.70)

Year	1st	2nd	3rd	4th	Total	Finish	Money
1977	73	74			147	CUT	
1979	77	76			153	CUT	
1980	70	68	71	73	282	T20	\$4,035.00
1981	78	77			155	CUT	

Total \$4,035.00

Maxwell, Billy (72.32)

Year	1st	2nd	3rd	4th	Total	Finish	Money
1967	74	71	72	71	288	T47	\$179.17
1968	70	72	77	71	290	T64	
1969	71	79			150	CUT	
1970	72	69	71	71	283	T35	1,270.83
1971	71	71	74	74	290	T62	333.33
1972	73	70	74	73	290	T57	416.67

Total \$2,200.00

May, Bob (72.33)

Year	1st	2nd	3rd	4th	Total	Finish	Money
1994	72	70	77	71	290	T65	\$2,508.00
2002	71	73			144	CUT	

Total \$2,508.00

Mayer, Dick (72.83)

Year	1st	2nd	3rd	4th	Total	Finish	Money
1968	72	70	73	70	285	T43	\$664.29
1971	75	77			152	CUT	

Total \$664.29

Mayfair, Billy (72.18)

Year	1st	2nd	3rd	4th	Total	Finish	Money
1989	72	73			145	CUT	
1991	75	75			150	CUT	
1992	72	74			146	CUT	
1993	76	80			156	CUT	
2002	70	71	72	77	290	T73	\$6,615.00
2003	71	69	70	73	283	T36	22,535.72
2004	68	68	76	78	290	T75	9,975.00
2005	72	68	75	66	281	T7	173,218.75
2006	71	68	77	77	293	T66	11,787.50
2007	70	75			145	CUT	
2008	70	70	73	69	282	T31	39,700.00
2011	71	69			140	CUT	
2012	71	72	71	72	286	T46	21,080.00

Total \$284,911.97

Mazur, Pete (83.00)

Year	1st	2nd	3rd	4th	Total	Finish	Money
1967	83				83	W/D	

Mazza, John (72.90)

Year	1st	2nd	3rd	4th	Total	Finish	Money
1979	74	72	72	72	290	T50	\$950.86
1980	71	71	72	74	288	T54	908.00
1981	75	76			151	CUT	

Total \$1,858.86

McBee, Rives (71.09)

Year	1st	2nd	3rd	4th	Total	Finish	Money
1967	76				76	W/D	
1968	69	66	70	71	276	T6	\$9,000.00
1969	72	72	74	67	285	T31	1,428.13
1970	75	70			145	CUT	

Total \$10,428.13

McCallister, Blaine (72.04)

Year	1st	2nd	3rd	4th	Total	Finish	Money
1982	70	73			143	CUT	
1986	73	76			149	CUT	
1988	70	75	72	74	291	T54	\$1,589.00
1989	73	73			146	CUT	
1990	66	67	70	71	274	T5	38,000.00
1991	75	72			147	CUT	
1992	79	68			147	CUT	
1993	79	74			153	CUT	
1994	72	67	73	72	284	T44	3,628.00
1995	69	71	69	72	281	T8	33,600.00
1996	68	72	74	69	283	T16	18,600.00
1998	70	73	73		216	T54	4,032.00
1999	72	70	68	77	287	T54	5,625.00
2000	73	74			147	CUT	
2001	75	71			146	CUT	
2004	73	75			148	CUT	

Total \$105,074.00

McCallister, Bob (70.88)

Year	1st	2nd	3rd	4th	Total	Finish	Money
1967	71	67	73	72	283	T22	\$2,337.50
1968	69	71	72	72	284	T38	1,170.00

Total \$3,507.50

Individual Player Records

McCarron, Scott (74.30)

Year	1st	2nd	3rd	4th	Total	Finish	Money
1995	77	73			150	CUT	
1996	73	73			146	CUT	
2000	70	80			150	CUT	
2008	73	75			148	CUT	
2009	76	73			149	CUT	

McComish, John (73.57)

Year	1st	2nd	3rd	4th	Total	Finish	Money
1983	76	80			156	CUT	
1986	70	73	73	74	290	T56	\$1,326.00
1987	72	71	72	75	290	T52	1,392.00
1989	74	75			149	CUT	
1990	73	72			145	CUT	

Total \$2,718.00

McCord, Gary (72.13)

Year	1st	2nd	3rd	4th	Total	Finish	Money
1974	76	68	71	72	287	T52	\$562.43
1975	74				74	W/D	
1976	70	68	70	74	282	T40	1,080.00
1979	77	69	73	72	291	T57	888.00
1980	73	75			148	CUT	
1982	72	66	71	70	279	T31	2,425.00
1983	78	73			151	CUT	
1984	68	72	67	69	276	T6	17,375.00
1985	76	73			149	CUT	
1986	75	73			148	CUT	
1987	73	78			151	CUT	

Total \$22,330.43

McCullough, Mike (72.98)

Year	1st	2nd	3rd	4th	Total	Finish	Money
1973	74	74			148	CUT	
1974	73	73			146	CUT	
1975	77	73			150	CUT	
1976	74	76			150	CUT	
1977	72	73	71	73	289	T51	\$705.00
1978	70	72	73	74	289	T62	555.00
1979	72	73	76	73	294	T71	788.00
1980	70	67	74	71	282	T20	4,035.00
1981	76	70	77	74	297	69	808.00
1983	70	74	78	73	295	T76	837.00
1984	70	71	73	72	286	T46	1,337.14
1985	72	70	68	73	283	T12	8,937.50
1986	77	71			148	CUT	
1987	78	74			152	CUT	
1988	73	73			146	CUT	
1995	68	71	73	82	294	71	2,376.00

Total \$20,378.64

McCumber, Mark (71.90)

Year	1st	2nd	3rd	4th	Total	Finish	Money
1979	69	72	76	77	294	T71	\$788.00
1980	69	71	73	71	284	T29	2,600.00
1981	74	70	73	72	289	T40	1,365.60
1982	71	71			142	CUT	
1983	71	69	71	68	279	T4	18,600.00
1984	70	76			146	CUT	
1986	69	73	76	72	290	T56	1,326.00
1988	73	70	73	70	286	T30	4,252.67
1991	71	71	73	74	289	T59	2,190.00
1992	74	74			148	CUT	
1993	73	73	71	74	291	T38	4,200.00
1994	69	72	70	71	282	T27	7,494.55

Total \$42,816.82

McDougal, Ron (78.33)

Year	1st	2nd	3rd	4th	Total	Finish	Money
1992	82	83			165	CUT	
1993	75	76			151	CUT	
1996	77	77			154	CUT	

McDowell, Graeme (70.95)

Year	1st	2nd	3rd	4th	Total	Finish	Money
2005	73	71	67	76	287	T32	\$30,475.00
2006	70	68	71	71	280	12	132,250.00
2011	72	65	68		205	T43	23,840.00
2012	75	71			146	CUT	
2013	71	72			143	CUT	
2014	70	68	71	72	281	T38	32,000.00
2016	72	76			148	CUT	

Total \$218,565.00

McGee, Jerry (71.60)

Year	1st	2nd	3rd	4th	Total	Finish	Money
1968	73	78			151	CUT	
1969	74	75			149	CUT	
1970	68	71	72	74	285	T48	\$414.28
1972	75	69	71	69	284	T24	1,893.75
1973	74				74	W/D	
1974	68	68	70	68	274	4	11,750.00
1975	73	72			145	CUT	
1976	71	70	66	73	280	T23	2,286.00
1977	70	73	70	78	291	T60	562.50
1978	70	68	75	73	286	T49	730.00
1979	71	67	74	72	284	T17	5,413.33
1980	72				72	W/D	
1981	71	72	71	75	289	T40	1,365.60

Total \$24,415.46

McGee, Mike (75.00)

Year	1st	2nd	3rd	4th	Total	Finish	Money
1987	76	74			150	CUT	

McGinnis, Tom (72.50)

Year	1st	2nd	3rd	4th	Total	Finish	Money
1976	74	71			145	CUT	
1977	73	71	74	72	290	T56	\$637.50

Total \$637.50

McGirt, William (70.42)

Year	1st	2nd	3rd	4th	Total	Finish	Money
2011	64	69	70		203	T24	\$61,900.00
2012	68	74	67	72	281	T10	160,888.89
2013	72	71			143	CUT	
2014	68	71	68	66	273	T5	292,000.00
2015	78	75			153	CUT	
2016	73	70	75	67	285	T41	29,750.00

Total \$544,538.89

McGovern, Jim (72.28)

Year	1st	2nd	3rd	4th	Total	Finish	Money
1991	74	73			147	CUT	
1992	72	71	69	72	284	T30	\$6,350.00
1993	76	71	73	73	293	T52	2,360.00
1994	73	71	70	67	281	T22	11,520.00
1995	74	70	65	74	283	T14	21,000.00
1996	76	75			151	CUT	
1997	72	76			148	CUT	
1998	76				76	W/D	
1999	75	72			147	CUT	
2001	70	72	74	70	286	T50	8,715.00

Total \$49,945.00

McGowan, Jack (73.80)

Year	1st	2nd	3rd	4th	Total	Finish	Money
1968	77				77	W/D	
1970	71	73	77	71	292	79	\$312.50

Total \$312.50

Individual Player Records

McGowan, Pat (72.66)

Year	1st	2nd	3rd	4th	Total	Finish	Money
1979	72	70	80	74	296	73	\$776.00
1981	72	73	75	69	289	T40	1,365.60
1982	75	75			150	CUT	
1983	72	66	75	71	284	T16	6,750.00
1984	75	72			147	CUT	
1985	70	71	78	73	292	T57	1,115.00
1986	71	71	72	71	285	T25	4,387.50
1988	72	71	76	76	295	T68	1,421.00
1989	72	75			147	CUT	
1990	67	71	75	74	287	T68	2,000.00
1991	69	74	72	74	289	T59	2,190.00

Total \$20,005.10

McGown, Jack (77.50)

Year	1st	2nd	3rd	4th	Total	Finish	Money
1980	78	77			155	CUT	

McIlroy, Rory (70.50)

Year	1st	2nd	3rd	4th	Total	Finish	Money
2010	68	74	71	72	285	T56	\$16,875.00
2012	69	73	69	72	283	T24	56,700.00
2013	71	65	71	72	279	T19	93,600.00
2014	74	65	70	70	279	T22	70,200.00
2016	71	69	71	73	284	T31	45,220.00

Total \$282,595.00

McIntire, Paul (75.00)

Year	1st	2nd	3rd	4th	Total	Finish	Money
1992	77	73			150	CUT	

McLachlin, Parker (74.00)

Year	1st	2nd	3rd	4th	Total	Finish	Money
2008	74	74			148	CUT	

McLardy, Andrew (73.00)

Year	1st	2nd	3rd	4th	Total	Finish	Money
2001	73	73			146	CUT	

McLean, Jim (76.00)

Year	1st	2nd	3rd	4th	Total	Finish	Money
1978	81	75			156	CUT	
1982	71	77			148	CUT	

McLendon, Mac (71.85)

Year	1st	2nd	3rd	4th	Total	Finish	Money
1968	79	71			150	CUT	
1969	69	85			154	CUT	
1970	73	74			147	CUT	
1971	72	73	67	69	281	T11	\$4,468.75
1972	69	71	72	69	281	T15	3,875.00
1973	71	73			144	CUT	
1975	73	75			148	CUT	
1976	68	71	71	70	280	T23	2,286.00
1977	71	66	70	72	279	T8	7,530.00
1978	72	67	76	74	289	T62	555.00
1979	68	77	71	74	290	T50	950.86

Total \$19,665.61

McMasters, Gene (75.50)

Year	1st	2nd	3rd	4th	Total	Finish	Money
1967	74	77			151	CUT	

McNeill, George (71.42)

Year	1st	2nd	3rd	4th	Total	Finish	Money
2007	75	72			147	CUT	
2008	68	70	73	71	282	T31	\$39,700.00
2009	72	76			148	CUT	
2011	71	69			140	CUT	
2012	67	76	71	77	291	T67	16,240.00
2013	71	68	76	69	284	T43	24,960.00
2014	71	73			144	CUT	
2015	71	70	68	69	278	T30	46,933.33

Total \$127,833.33

McNickle, Artie (71.72)

Year	1st	2nd	3rd	4th	Total	Finish	Money
1975	76	69			145	CUT	
1977	75	68	72	74	289	T51	\$705.00
1978	72	70	72	70	284	T39	1,230.00
1979	70	70	77	71	288	T41	1,440.00
1980	69	69	73	74	285	T34	2,064.00

Total \$5,439.00

McNulty, Mark (72.71)

Year	1st	2nd	3rd	4th	Total	Finish	Money
1982	69	69	69	76	283	T57	\$880.00
1983	72	75	73	69	289	T41	1,492.00
1984	76	68	79	71	294	T68	1,010.00
1985	77	75			152	CUT	

Total \$3,382.00

McRoy, Spike (74.00)

Year	1st	2nd	3rd	4th	Total	Finish	Money
1997	75	73			148	CUT	
1998	76	82			158	CUT	
2001	72	75			147	CUT	
2003	74	71			145	CUT	
2004	72	70			142	CUT	

McWilliams, Jay (76.50)

Year	1st	2nd	3rd	4th	Total	Finish	Money
2000	74	79			153	CUT	

Mediate, Rocco (72.10)

Year	1st	2nd	3rd	4th	Total	Finish	Money
1986	75	71			146	CUT	
1987	71	74	70	67	282	T14	\$10,800.00
1988	78	74			152	CUT	
1989	65	74	75	75	289	T47	2,568.57
1990	71	69	71	74	285	T50	2,348.89
1991	75	71			146	CUT	
1992	75	68	69	70	282	T22	10,000.00
1993	77	69	73	69	288	T26	7,400.00
1994	74	67	71	71	283	T38	5,040.00
1995	73	71	77	70	291	T55	2,712.00
1996	72	71	75	73	291	T69	2,388.00
1997	73	66	73	75	287	T43	4,567.50
1998	76	71			147	CUT	
1999	75	69	73	69	286	T46	6,587.50
2000	75				75	W/D	
2001	75				75	W/D	
2003	74	70			144	CUT	
2004	71	67	71	74	283	T42	15,807.27
2005	77	67	77	73	294	T66	11,845.00
2006	68				68	W/D	
2007	69	73	74	74	290	T75	13,300.00
2008	70	77			147	CUT	

Total \$95,364.73

Medlin, Scott (74.50)

Year	1st	2nd	3rd	4th	Total	Finish	Money
1996	73	76			149	CUT	

Individual Player Records

Mednick, Adam (77.50)

Year	1st	2nd	3rd	4th	Total	Finish	Money
1997	77	78			155	CUT	

Meehan, Mike (76.00)

Year	1st	2nd	3rd	4th	Total	Finish	Money
2001	74	78			152	CUT	

Melnyk, Steve (72.44)

Year	1st	2nd	3rd	4th	Total	Finish	Money
1971	69	74	71	73	287	T49	\$410.00
1972	65	71	79	71	286	T38	1,083.34
1973	70	73	73	73	289	T64	431.25
1974	72	68	72	69	281	T21	2,375.00
1975	72	73			145	CUT	
1976	76	69			145	CUT	
1977	74	74			148	CUT	
1978	74	72			146	CUT	
1981	77	75			152	CUT	
1982	74	68			142	CUT	
1983	74	76			150	CUT	
1984	79	68			147	CUT	

Total \$4,299.59

Mengert, Al (71.63)

Year	1st	2nd	3rd	4th	Total	Finish	Money
1969	70	71	68	73	282	T10	\$5,500.00
1970	69	74	76	72	291	T77	312.50

Total \$5,812.50

Menne, Bob (72.58)

Year	1st	2nd	3rd	4th	Total	Finish	Money
1970	73	72			145	CUT	
1972	71	71	73	68	283	T22	\$2,425.00
1973	76	72			148	CUT	
1974	74	74			148	CUT	
1975	72	75			147	CUT	

Total \$2,425.00

Merrick, John (71.43)

Year	1st	2nd	3rd	4th	Total	Finish	Money
2007	74	70			144	CUT	
2008	69	71	70	73	283	T38	\$26,600.00
2009	68	80			148	CUT	
2010	73	69	73	73	288	T68	15,150.00
2011	68	68	69		205	T43	23,840.00
2012	73	74			147	CUT	
2013	69	73	70	73	285	T50	19,480.00

Total \$85,070.00

Merritt, Troy (71.30)

Year	1st	2nd	3rd	4th	Total	Finish	Money
2014	69	71	72	70	282	T46	\$21,394.29
2015	71	71	69	71	282	T53	19,008.00
2016	75	74			149	CUT	

Total \$40,402.29

Meshiai, Hajime (73.50)

Year	1st	2nd	3rd	4th	Total	Finish	Money
1994	72	75			147	CUT	

Meskeil, Rick (75.55)

Year	1st	2nd	3rd	4th	Total	Finish	Money
1988	72	73	71	80	296	T70	\$1,386.00
1989	73	70	73	81	297	T64	2,100.00
1991	76	78			154	CUT	
1995	84				84	W/D	

Total \$3,486.00

Metz, Craig (76.00)

Year	1st	2nd	3rd	4th	Total	Finish	Money
1970	78	74			152	CUT	

Meyer, Dennis (73.33)

Year	1st	2nd	3rd	4th	Total	Finish	Money
1975	77	67	74	70	288	T54	\$562.67
1977	71	71			152	CUT	

Total \$562.67

Micheel, Shaun (72.10)

Year	1st	2nd	3rd	4th	Total	Finish	Money
1997	75	73			148	CUT	
2000	68	73	73	75	289	T51	\$7,220.00
2001	77	74			151	CUT	
2002	69	68	73	73	283	T39	13,650.00
2003	69	68	73	67	277	T13	91,000.00
2007	71	74			145	CUT	
2010	77	72			149	CUT	

Total \$111,870.00

Mickelson, Phil (70.54)

Year	1st	2nd	3rd	4th	Total	Finish	Money
1993	77	75			152	CUT	
2000	69	70	68	75	282	T13	\$58,000.00
2002	69	70	71	71	281	T25	25,593.75
2004	69	68	69	73	279	T16	73,650.00
2006	70	70	71	72	283	T18	69,985.71
2007	67	70	69	67	273	T7	225,750.00
2008	70	70	72	68	280	T19	84,840.00
2009	70	75	74	69	288	T52	17,400.00
2010	72	74			146	CUT	
2011	67	70	68		205	T43	23,840.00
2012	68	74	67	76	285	T38	32,000.00
2013	71	69	70	65	275	T6	268,000.00
2014	71	72	75		218	T8	14,720.00
2015	68	71	69	73	281	T50	20,295.00
2016	70	73	70	68	281	T13	154,700.00

Total \$1,068,774.46

Middlecoff, Cary (74.00)

Year	1st	2nd	3rd	4th	Total	Finish	Money
1967	75	73			148	CUT	

Mielke, Mark (74.90)

Year	1st	2nd	3rd	4th	Total	Finish	Money
1989	80	74			154	CUT	
1993	73	73	73	78	297	T63	\$2,100.00
1998	74	79			153	CUT	
2002	74	71			145	CUT	

Total \$2,100.00

Mikles, Lee (72.50)

Year	1st	2nd	3rd	4th	Total	Finish	Money
1978	71	74			145	CUT	

Milanovich, Ron (73.50)

Year	1st	2nd	3rd	4th	Total	Finish	Money
1980	72	70	77	75	294	T73	\$772.00

Total \$772.00

Miles, Eldridge (73.50)

Year	1st	2nd	3rd	4th	Total	Finish	Money
1968	74	73			147	CUT	

Miles, Mike (75.25)

Year	1st	2nd	3rd	4th	Total	Finish	Money
1986	82	71			153	CUT	
1989	74	74			148	CUT	

Individual Player Records

Miller, Allen (72.35)

Year	1st	2nd	3rd	4th	Total	Finish	Money
1973	76	72			148	CUT	
1974	75				75	W/D	
1976	68	73	75	73	289	78	
1978	68	74	71	72	285	T44	\$930.00
1979	72	76			148	CUT	
1980	74				74	W/D	
1982	70	70	71	73	284	T64	840.00
1983	75	78			153	CUT	
1984	70	70	68	70	278	T10	11,500.00
1985	76	71			147	CUT	

Total \$13,270.00

Miller, Andy (75.00)

Year	1st	2nd	3rd	4th	Total	Finish	Money
2003	70	80			150	CUT	

Miller, Brady (75.50)

Year	1st	2nd	3rd	4th	Total	Finish	Money
1977	74	77			151	CUT	

Miller, Doug (78.00)

Year	1st	2nd	3rd	4th	Total	Finish	Money
1989	79	77			156	CUT	

Miller, Johnny (71.00)

Year	1st	2nd	3rd	4th	Total	Finish	Money
1969	77	78			155	CUT	
1970	69	67	74	72	282	T28	\$1,635.71
1971	69	76	73	68	286	T44	705.00
1972	70	71	71	72	284	T24	1,893.75
1973	70	71	72	68	281	T30	1,662.50
1974	69	68	65	67	269	1	50,000.00
1975	69	74	71	73	287	T49	615.00
1976	71	67	69	72	279	T17	3,750.00
1977	73	66	69	74	282	T20	3,300.00
1979	73	76			149	CUT	
1980	69	67	74	72	282	T20	4,035.00
1981	73	72	66	70	281	11	10,000.00
1982	72	71			143	CUT	
1983	74				74	W/D	
1988	75	69	70	73	287	T36	3,084.25
1989	71				71	W/D	

Total \$80,681.21

Miller, Lindy (72.20)

Year	1st	2nd	3rd	4th	Total	Finish	Money
1981	76	73			149	CUT	
1982	68	71	71	72	282	T47	\$995.20
1983	74	70	73	74	291	T56	990.00

Total \$1,985.20

Mills, Jon (72.00)

Year	1st	2nd	3rd	4th	Total	Finish	Money
2008	70	74			144	CUT	

Milne, Chuck (74.00)

Year	1st	2nd	3rd	4th	Total	Finish	Money
1977	75	70	76	75	296	77	

Mitchell, Bobby (72.86)

Year	1st	2nd	3rd	4th	Total	Finish	Money
1968	71	71	74	77	293	73	
1969	73	72	70	78	293	T66	\$476.19
1970	77	72			149	CUT	
1971	71	72	86	70	299	80	333.33
1972	76	71			147	CUT	
1973	72	67	69	74	282	T32	1,353.57
1974	71	71	72	69	283	T35	1,206.17
1986	69	73	80	72	294	T71	1,182.00

Total \$4,551.26

Mitchell, Jeff (73.58)

Year	1st	2nd	3rd	4th	Total	Finish	Money
1978	69	75			144	CUT	
1980	77	72			149	CUT	
1981	76	74			150	CUT	
1982	70	74			144	CUT	
1983	75	73			148	CUT	
1984	76	72			148	CUT	

Mitchell, Mike (72.17)

Year	1st	2nd	3rd	4th	Total	Finish	Money
1974	72	71	75	70	288	T59	\$493.75
1976	69	76			145	CUT	

Total \$493.75

Mitchell, Stiles (76.00)

Year	1st	2nd	3rd	4th	Total	Finish	Money
2006	75	77			152	CUT	

Miyamoto, Katsumasa (75.50)

Year	1st	2nd	3rd	4th	Total	Finish	Money
1999	76	75			151	CUT	

Miyase, Hirofumi (76.50)

Year	1st	2nd	3rd	4th	Total	Finish	Money
2004	75	78			153	CUT	

Mize, Larry (71.96)

Year	1st	2nd	3rd	4th	Total	Finish	Money
1982	68	74			142	CUT	
1984	70	71	75	72	288	T55	\$1,135.00
1989	68	71	69	75	283	T18	13,040.00
1994	73	73			146	CUT	
2000	69	70	72	75	286	T29	19,950.00
2001	72	72	72	76	292	75	6,650.00
2002	76	69			145	CUT	
2003	72	71			143	CUT	
2005	70	73	70	77	290	T51	13,531.66

Total \$54,306.66

Moe, Kris (74.25)

Year	1st	2nd	3rd	4th	Total	Finish	Money
1986	73	70	75	79	297	76	\$1,128.00

Total \$1,128.00

Mogg, Brian (74.67)

Year	1st	2nd	3rd	4th	Total	Finish	Money
1986	77	73			150	CUT	
1987	77	74			151	CUT	
1988	73	74			147	CUT	

Molder, Bryce (70.55)

Year	1st	2nd	3rd	4th	Total	Finish	Money
2002	71	66	71	71	279	T12	\$66,500.00
2009	75	74			149	CUT	
2010	72	67	74	69	282	T36	30,784.10
2011	70	68	70		208	T64	16,800.00
2012	70	73	71	72	286	T46	21,080.00
2013	69	69	72	70	280	T25	58,500.00
2014	74	68	68	72	282	T46	21,394.28
2015	66	71	67	69	273	T11	198,000.00
2016	75	73			148	CUT	

Total \$413,058.38

Molina, Florentino (74.25)

Year	1st	2nd	3rd	4th	Total	Finish	Money
1975	76	73			149	CUT	
1976	76	76			152	CUT	
1977	74	72			146	CUT	
1978	72	75			147	CUT	

Individual Player Records

Molinari, Francesco (74.50)

Year	1st	2nd	3rd	4th	Total	Finish	Money
2016	76	73			149	CUT	

Mollica, Tony (74.50)

Year	1st	2nd	3rd	4th	Total	Finish	Money
1997	72	77			149	CUT	

Monroe, Lloyd (72.75)

Year	1st	2nd	3rd	4th	Total	Finish	Money
1973	72	75			147	CUT	
1982	73	71			144	CUT	

Montgomerie, Colin (73.00)

Year	1st	2nd	3rd	4th	Total	Finish	Money
1993	76	71	72	73	292	T44	\$2,890.00

Total \$2,890.00

Montgomery, Jack (71.50)

Year	1st	2nd	3rd	4th	Total	Finish	Money
1967	73	67	71	74	285	T30	\$1,625.00
1968	73	69	73	71	286	T50	100.00
1969	71	74	70	70	285	T31	1,428.12
1973	73	72			145	CUT	

Total \$3,153.12

Montgomery, Ray (77.50)

Year	1st	2nd	3rd	4th	Total	Finish	Money
1969	80	75			155	CUT	

Moody, Chris (75.00)

Year	1st	2nd	3rd	4th	Total	Finish	Money
1989	73	77			150	CUT	

Moody, Griff (73.00)

Year	1st	2nd	3rd	4th	Total	Finish	Money
1984	71	75			146	CUT	

Moody, Orville (72.00)

Year	1st	2nd	3rd	4th	Total	Finish	Money
1968	69	67	71	76	283	T32	\$1,531.25
1969	72	75			147	CUT	
1970	75				75	W/D	
1971	72	75			147	CUT	
1973	70	71	71	70	282	T32	1,353.57
1977	71	74	69	75	289	T51	705.00
1978	73	70	67	72	282	T29	1,907.50
1979	78	72			150	CUT	
1980	72	68	74	70	284	T29	2,600.00
1983	74	75			149	CUT	

Total \$8,097.32

Moore, Patrick (72.00)

Year	1st	2nd	3rd	4th	Total	Finish	Money
2004	73	71			144	CUT	

Moore, Ryan (71.91)

Year	1st	2nd	3rd	4th	Total	Finish	Money
2005	71	74	73	72	290	T51	\$13,531.67
2007	73	70			143	CUT	
2008	76	78			154	CUT	
2009	68	78	77	69	292	T70	14,850.00
2010	74	71			145	CUT	
2011	67	72			139	CUT	
2012	69	69	70	75	283	T24	56,700.00
2013	67	72	69	72	280	T25	58,500.00
2014	71	76			147	CUT	
2015	75	75			150	CUT	
2016	69	68	72	69	278	T7	264,916.67

Total \$408,498.34

Moore, Tommy (72.33)

Year	1st	2nd	3rd	4th	Total	Finish	Money
1990	69	73	75	68	285	T50	\$2,348.89
1994	78	71			149	CUT	

Total \$2,348.89

Moore, Will (73.50)

Year	1st	2nd	3rd	4th	Total	Finish	Money
2006	75	72			147	CUT	

Moran, Paul (73.00)

Year	1st	2nd	3rd	4th	Total	Finish	Money
1972	72	70	78	78	298	T73	\$416.66
1973	69	70	76	71	286	T54	543.84

Total \$960.50

Moresco, Joe (75.50)

Year	1st	2nd	3rd	4th	Total	Finish	Money
1967	71	73	73	80	297	T77	
1970	73	77			150	CUT	
1971	76	81			157	CUT	

Morgan, Gil (71.14)

Year	1st	2nd	3rd	4th	Total	Finish	Money
1974	74	71			145	CUT	
1976	77	75			152	CUT	
1977	72	75			147	CUT	
1978	71	67	71	72	281	T23	\$2,480.00
1979	71	68	76	67	282	T10	10,000.00
1980	68	68	74	77	287	T47	1,027.42
1981	68	71	73	74	286	T29	2,660.00
1982	69	70	72	69	280	T35	1,888.57
1983	71	76	68	72	287	T31	2,610.00
1984	71	66	71	70	278	T10	11,500.00
1986	69	69	70	67	275	T3	34,800.00
1987	74	72	65	73	284	T21	5,802.86
1988	73	73			146	CUT	

Total \$72,768.85

Morgan, John (69.75)

Year	1st	2nd	3rd	4th	Total	Finish	Money
2003	72	68	70	69	279	T22	\$45,071.43

Total \$45,071.43

Morland IV, David (72.60)

Year	1st	2nd	3rd	4th	Total	Finish	Money
2000	79	74			153	CUT	
2001	71	73	70	76	290	T65	\$7,245.00
2004	69	70	70	74	283	T42	15,807.27

Total \$23,052.27

Morley, Mike (73.00)

Year	1st	2nd	3rd	4th	Total	Finish	Money
1976	74				74	W/D	
1980	70	72	74	75	291	T69	\$800.00

Total \$800.00

Morris, Kevin (76.50)

Year	1st	2nd	3rd	4th	Total	Finish	Money
1985	77	76			153	CUT	

Morse, John (73.25)

Year	1st	2nd	3rd	4th	Total	Finish	Money
1994	71	75			146	CUT	
1998	73	74			147	CUT	

Moser, Kelley (73.00)

Year	1st	2nd	3rd	4th	Total	Finish	Money
1974	74	69	79	71	293	T69	\$254.00
1980	77	68			145	CUT	

Total \$254.00

Individual Player Records

Moss, Perry (79.00)

Year	1st	2nd	3rd	4th	Total	Finish	Money
1993	79	79			158	CUT	

Mouland, Mark (78.50)

Year	1st	2nd	3rd	4th	Total	Finish	Money
1988	76	81			157	DQ	

Mowlds, Jerry (73.50)

Year	1st	2nd	3rd	4th	Total	Finish	Money
1967	73	74			147	CUT	

Mowry, Larry (72.92)

Year	1st	2nd	3rd	4th	Total	Finish	Money
1967	73	72	74	75	294	T70	
1968	77	71			148	CUT	
1970	75	73			148	CUT	
1971	70	69	76	70	285	T36	\$1,143.00

Total \$1,143.00

Mudd, Jodie (73.60)

Year	1st	2nd	3rd	4th	Total	Finish	Money
1982	69	72	71	70	282	T47	\$995.20
1983	79	75			154	CUT	
1984	74	75			149	CUT	
1985	75	76			151	CUT	

Total \$995.20

Muehr, Michael (73.13)

Year	1st	2nd	3rd	4th	Total	Finish	Money
2001	75	72			147	CUT	
2002	65	76	68	72	281	T25	\$25,593.75
2003	78	79			157	CUT	

Total \$25,593.75

Murchison, Bill (73.63)

Year	1st	2nd	3rd	4th	Total	Finish	Money
1980	75	72			147	CUT	
1983	71	77			148	CUT	
1993	74	73	77	70	294	T55	\$2,260.00

Total \$2,260.00

Murphy, Bob (71.84)

Year	1st	2nd	3rd	4th	Total	Finish	Money
1968	64	69	68	72	273	T2	\$20,416.66
1969	73	72	70	71	286	T39	1,087.50
1970	70	70	72	74	286	T55	312.50
1971	73	74			147	CUT	
1972	67	71	76	77	291	T59	416.67
1973	67	70	68	67	272	2	28,500.00
1974	68	74	74	71	287	T52	562.43
1975	71	73	72	69	285	T36	1,076.34
1978	71	72	66	69	278	T5	9,930.00
1979	73	68	69	71	281	T7	12,466.66
1980	67	67	70	75	279	T12	8,100.00
1981	71	73	70	75	289	T40	1,365.60
1982	72	67	71	72	282	T47	995.20
1983	79	73			152	CUT	
1984	68	75	72	71	286	T46	1,337.15
1985	70	73	74	80	297	T70	990.00
1986	81	78			159	CUT	
1987	77	73			150	CUT	
1988	73	74			147	CUT	
1989	73	85			158	CUT	

Total \$87,556.71

Murphy, Dennis (75.50)

Year	1st	2nd	3rd	4th	Total	Finish	Money
1970	76	75			151	CUT	

Murphy, Sean (73.14)

Year	1st	2nd	3rd	4th	Total	Finish	Money
1991	71	69	72	73	285	T41	\$3,315.55
1994	75	75			150	CUT	
1999	69	74	75	73	291	T72	4,850.00
2000	70	77			147	CUT	
2001	73	78			151	CUT	

Total \$8,165.55

Na, Kevin (70.91)

Year	1st	2nd	3rd	4th	Total	Finish	Money
2004	72	73			145	CUT	
2005	77	75			152	CUT	
2007	73	71			144	CUT	
2008	72	70	68	72	282	T31	\$39,700.00
2009	73	72	71	67	283	T24	63,937.50
2010	72	69	69	72	282	T36	30,784.09
2011	70	69			139	CUT	
2012	73	71			144	CUT	
2014	70	66	70	69	275	T9	208,000.00
2015	69	69	67	71	276	T20	96,112.50
2016	72	75			147	CUT	

Total \$438,534.09

Nagle, Kel (73.17)

Year	1st	2nd	3rd	4th	Total	Finish	Money
1967	76	70			146	CUT	
1968	72	74			146	CUT	
1969	74	73			147	CUT	

Nakajima, Tommy (72.40)

Year	1st	2nd	3rd	4th	Total	Finish	Money
1984	73	70	77	74	294	T68	\$1,010.00
1987	74	74			148	CUT	
1988	73	71	71	67	282	T12	13,300.00

Total \$14,310.00

Nakamura, Tohru (73.50)

Year	1st	2nd	3rd	4th	Total	Finish	Money
1980	76	71			147	CUT	

Nelford, Jim (73.43)

Year	1st	2nd	3rd	4th	Total	Finish	Money
1979	76	74			150	CUT	
1981	74	73			147	CUT	
1983	71	72	73	77	293	T68	\$895.50
1984	73	70	72	71	286	T46	1,337.14
1987	76	76			152	CUT	

Total \$2,232.64

Nelson, Larry (72.68)

Year	1st	2nd	3rd	4th	Total	Finish	Money
1974	71	71	74	70	286	T47	\$657.60
1976	85				85	W/D	
1977	72	73	76	74	295	T73	
1978	69	69	73	68	279	T10	6,150.00
1979	79				79	W/D	
1980	71	70	76	72	289	T60	860.00
1989	69	69	73	75	286	T32	5,787.50

Total \$13,455.10

Nevil, Dwight (72.13)

Year	1st	2nd	3rd	4th	Total	Finish	Money
1972	66	65	73	71	275	3	\$17,750.00
1973	70	68	71	71	280	T27	1,850.00
1974	76	77			153	CUT	
1975	78	74			152	CUT	
1976	73	72			145	CUT	
1977	75	74			149	CUT	

Total \$19,600.00

Individual Player Records

Newquist, Dave (75.33)

Year	1st	2nd	3rd	4th	Total	Finish	Money
1975	78	73			151	CUT	
1976	72	79			151	CUT	
1977	76	74			150	CUT	

Newton, Jack (73.60)

Year	1st	2nd	3rd	4th	Total	Finish	Money
1977	76	71			147	CUT	
1978	69	73	71	71	284	T39	\$1,230.00
1979	75	77			152	CUT	
1980	77	76			153	CUT	

Total \$1,230.00

Nichols, Bobby (71.36)

Year	1st	2nd	3rd	4th	Total	Finish	Money
1968	68	68	73	74	283	T32	\$1,531.25
1969	69	72	75	69	285	T31	1,428.13
1970	71	72	72	68	283	T35	1,270.84
1971	70	69	70	70	279	T6	8,125.00
1972	70	71	74	71	286	T38	1,083.33
1973	70	67	70	65	272	1	50,000.00
1974	69	73			142	W/D	
1975	74	71			145	CUT	
1976	73	70	69	70	282	T40	1,080.00
1977	71	71	70	76	288	T49	765.00
1978	72	72			144	CUT	
1979	71	74	70	75	290	T50	950.85
1980	70	71	72	68	281	T17	6,000.00
1981	73	72	72	72	289	T40	1,365.60
1983	77	76			153	CUT	
1985	72	70	75	77	294	T64	1,055.00

Total \$74,655.00

Nicklaus, Gary (73.20)

Year	1st	2nd	3rd	4th	Total	Finish	Money
2000	76	73			149	CUT	
2001	73	71	74	73	291	T69	\$6,895.00
2002	71	70	77	74	292	T79	6,265.00

Total \$13,160.00

Nicklaus, Jack (69.43)

Year	1st	2nd	3rd	4th	Total	Finish	Money
1967	67	69	65	71	272	1	\$50,000.00
1968	67	68	72	66	273	T2	20,416.67
1969	71	73	69	70	283	T14	3,277.27
1970	72	67	67	68	274	T2	23,125.00
1971	72	69	72	67	280	T9	6,500.00
1972	65	67	70	68	270	1	50,000.00
1973	70	68	69	69	276	T9	6,250.00
1974	68	69	68	70	275	T5	9,625.00
1976	70	73	69	68	280	T23	2,286.00
1977	71	74	68	66	279	T8	7,530.00
1978	67	69	71	72	279	T10	6,150.00
1987	77	76			153	CUT	

Total \$185,159.94

Nicklaus II, Jack (78.00)

Year	1st	2nd	3rd	4th	Total	Finish	Money
1987	79	77			156	CUT	

Nicolette, Mike (73.36)

Year	1st	2nd	3rd	4th	Total	Finish	Money
1980	71	72	82	70	295	T75	\$756.00
1982	72	70			142	CUT	
1984	73	73			146	CUT	
1985	78				78	W/D	
1986	72	74			146	CUT	
1987	71	73	76		220	W/D	

Total \$756.00

Nielsen, Lonnie (72.29)

Year	1st	2nd	3rd	4th	Total	Finish	Money
1978	73	69	67	71	280	T16	\$3,900.00
1979	74	71	72	71	288	T41	1,440.00
1981	76	77			153	CUT	
1982	70	71	74	76	291	71	792.00

Total \$6,132.00

Nieporte, Tom (74.25)

Year	1st	2nd	3rd	4th	Total	Finish	Money
1967	69	74	73	70	286	T37	\$1,281.25
1968	69	77			146	CUT	
1969	77	75			152	CUT	
1970	75	71			146	CUT	
1971	74	74			148	CUT	
1972	74	74			148	CUT	
1973	75	73			148	CUT	
1974	76	76			152	CUT	
1978	82	77			159	CUT	

Total \$1,281.25

Nitties, James (72.25)

Year	1st	2nd	3rd	4th	Total	Finish	Money
2009	71	75	73	70	289	T58	\$16,425.00

Total \$16,425.00

Nobilo, Frank (70.89)

Year	1st	2nd	3rd	4th	Total	Finish	Money
1997	70	69	77	65	281	T12	\$29,400.00
1998	74	69	71		214	T41	6,480.00
1999	66	72	74	76	288	T62	5,325.00
2001	73	69	69	71	282	T26	25,375.00
2002	69	70	74	69	282	T33	18,491.67

Total \$85,071.67

Noh, Seung-Yul (72.10)

Year	1st	2nd	3rd	4th	Total	Finish	Money
2012	71	71	78	71	291	T67	\$16,240.00
2014	68	72	70	73	283	T53	18,520.00
2016	77	70			147	CUT	

Total \$34,760.00

Nolan, Keith (76.00)

Year	1st	2nd	3rd	4th	Total	Finish	Money
2000	77	75			152	CUT	

Nolletti, Marti (78.25)

Year	1st	2nd	3rd	4th	Total	Finish	Money
1972	79	77			156	CUT	
1980	81	76			157	CUT	

Norman, Greg (70.30)

Year	1st	2nd	3rd	4th	Total	Finish	Money
1981	76	75			151	CUT	
1988	73	69	70	64	276	T2	\$52,266.67
1989	69	71	69	75	284	T23	8,428.57
1991	70	68	70	71	279	T10	24,000.00
1992	71	73	65	69	278	T6	33,500.00
1994	73	67	69	71	280	T16	17,400.00
1996	67	70	74	72	283	T16	18,600.00
2000	71	72	68	67	278	4	144,000.00

Total \$298,195.24

Norris, Tim (73.09)

Year	1st	2nd	3rd	4th	Total	Finish	Money
1981	75	76			151	CUT	
1984	71	71	75	71	288	T55	\$1,135.00
1985	71	70	80	76	297	T70	990.00
1986	75	72			147	CUT	
1987	69	77	71	74	291	T58	1,314.00
1988	70	73	74	69	286	T30	4,252.66
1989	72	76			148	CUT	

Total \$7,691.66

Individual Player Records

North, Andy (71.88)

Year	1st	2nd	3rd	4th	Total	Finish	Money
1974	75	72			147	CUT	
1975	70	74	71	70	285	T36	\$1,076.33
1976	69	67	73	71	280	T23	2,286.00
1977	66	70	65	71	272	1	60,000.00
1978	72	71	69	71	283	T35	1,511.25
1979	73	71	73	67	284	T17	5,413.34
1980	70	73	74	69	286	T39	1,520.00
1981	75	71	71	70	287	T33	2,260.00
1982	70	72			142	CUT	
1983	74	67	73	73	287	T31	2,610.00
1984	69	73	71	72	285	T41	1,850.00
1985	72	75			147	CUT	
1986	69	71	72	73	285	T25	4,387.50
1987	76	72			148	CUT	
1988	78	77			155	CUT	
1989	74	74			148	CUT	
1990	67	76	71	68	282	T33	5,525.00
1991	72	72			144	CUT	
1992	72	75			147	CUT	
1993	74	70	72	70	286	T16	14,500.00
1994	80				80	W/D	
1995	76	80			156	CUT	

Total \$102,939.42

Norton, Bryan (73.50)

Year	1st	2nd	3rd	4th	Total	Finish	Money
1991	76	71			147	CUT	

Nuckolls, Rod (73.00)

Year	1st	2nd	3rd	4th	Total	Finish	Money
1982	69	75			144	CUT	
1983	75				75	DQ	

Nusbaum, Andy (78.25)

Year	1st	2nd	3rd	4th	Total	Finish	Money
1973	75	80			155	CUT	
1974	78	80			158	CUT	

O'Connor, Christy (73.25)

Year	1st	2nd	3rd	4th	Total	Finish	Money
1988	74	71	73	75	293	T62	\$1,484.00

Total \$1,484.00

O'Grady, Mac (72.83)

Year	1st	2nd	3rd	4th	Total	Finish	Money
1983	74	73	76	72	295	T76	\$837.00
1984	71	71	71	70	283	T31	2,965.20
1986	75	71			146	CUT	
1997	75	75			150	CUT	

Total \$3,802.20

O'Hair, Sean (71.24)

Year	1st	2nd	3rd	4th	Total	Finish	Money
2005	72	69	72	76	289	T46	\$15,939.00
2006	70	69	74	73	286	T36	26,497.92
2007	73	69	69	68	279	T25	49,035.00
2008	73	71			144	CUT	
2009	77	77			154	CUT	
2010	69	70	72	70	281	T31	44,475.00
2011	76	70			146	CUT	
2012	71	72	73	71	287	T54	18,000.00
2015	68	68	70	74	280	T45	24,156.00
2016	69	69	72	66	276	T2	748,000.00

Total \$926,102.92

O'Hearn, Jim (75.00)

Year	1st	2nd	3rd	4th	Total	Finish	Money
1972	75	75			150	CUT	

O'Hern, Nick (72.67)

Year	1st	2nd	3rd	4th	Total	Finish	Money
2005	73	75			148	CUT	
2007	71	66	70	73	280	T35	\$33,775.00
2008	72	77			149	CUT	
2009	76	77			153	CUT	
2011	72	70			142	CUT	

Total \$33,775.00

O'Keefe, Jack (72.25)

Year	1st	2nd	3rd	4th	Total	Finish	Money
1997	71	73	72	73	289	T54	\$3,360.00

Total \$3,360.00

O'Kelly, David (73.50)

Year	1st	2nd	3rd	4th	Total	Finish	Money
1984	72	75			147	CUT	

O'Meara, Mark (72.05)

Year	1st	2nd	3rd	4th	Total	Finish	Money
1981	76	73			149	CUT	
1982	71	74			145	CUT	
1983	78				78	W/D	
1984	69	68	70	67	274	T2	\$37,333.33
1985	73	73			146	CUT	
1986	77	68	73	73	291	T64	1,254.00
1988	70	77			147	CUT	
1989	69	72	72	70	283	T18	13,040.00

Total \$51,627.33

O'Rourke, Ted (78.17)

Year	1st	2nd	3rd	4th	Total	Finish	Money
1985	78	75			153	CUT	
1986	81	75			156	CUT	
1987	81	79			160	CUT	

Oberholser, Arron (70.90)

Year	1st	2nd	3rd	4th	Total	Finish	Money
2004	73	70			143	CUT	
2006	68	69	74	77	288	T47	\$14,969.16
2007	67	70	68	73	278	T21	75,600.00

Total \$90,569.16

Odom, Mike (77.50)

Year	1st	2nd	3rd	4th	Total	Finish	Money
1976	79	76			155	CUT	

Ogilvie, Joe (72.61)

Year	1st	2nd	3rd	4th	Total	Finish	Money
1999	75	72			147	CUT	
2000	73	73			146	CUT	
2001	74	71			145	CUT	
2004	72	66	70	71	279	T16	\$73,650.00
2005	69	71	75	73	288	T40	21,850.00
2006	71	72	71	75	289	T53	13,248.00
2007	71	79			150	CUT	
2008	74	73			147	CUT	
2009	73	72	78	76	299	T76	14,100.00
2010	79	73			152	CUT	
2011	68	70	71		209	T67	16,320.00

Total \$139,168.00

Individual Player Records

Ogilvy, Geoff (71.94)

Year	1st	2nd	3rd	4th	Total	Finish	Money
2001	73	74			147	CUT	
2002	76	72			148	CUT	
2003	77	76			153	CUT	
2006	69	68	74	72	283	T18	\$69,985.72
2007	68	66	69	69	272	T4	289,333.33
2008	72	73			145	CUT	
2009	73	77			150	CUT	
2010	70	74			144	CUT	
2011	69	71			140	CUT	
2012	70	72	69	71	282	T19	96,960.00
2013	68	73	77	71	289	65	16,800.00
2014	73	76			149	CUT	
Total							\$473,079.05

Ogle, Brett (71.50)

Year	1st	2nd	3rd	4th	Total	Finish	Money
1994	69	70	75	68	282	T27	\$7,494.54
1996	75	72			147	CUT	
Total							\$7,494.54

Ogrin, David (73.17)

Year	1st	2nd	3rd	4th	Total	Finish	Money
1983	73	74	76	74	297	80	\$810.00
1984	75	71			146	CUT	
1985	74	75			149	CUT	
1987	71	72	74	74	291	T58	1,314.00
1988	72	73	78	73	296	T70	1,386.00
1989	74	76			150	CUT	
1990	75	73			148	CUT	
1992	74	75			149	CUT	
1993	75	69	72	73	289	T31	6,200.00
1994	73	69	71	73	286	T54	2,760.00
1995	73	68	68	75	284	T18	14,100.00
1996	73	76			149	CUT	
Total							\$26,570.00

Ohmachi, Aki (71.00)

Year	1st	2nd	3rd	4th	Total	Finish	Money
1987	72	72	68	68	280	T9	\$16,800.00
1988	72	74			146	CUT	
Total							\$16,800.00

Olazabal, Jose Maria (72.35)

Year	1st	2nd	3rd	4th	Total	Finish	Money
1991	71	70	74	70	285	T41	\$3,315.56
1994	76	75			151	CUT	
1998	73	72	67		212	T24	13,927.50
2000	70	75			145	CUT	
2002	72	75			147	CUT	
2006	72	68	75	75	290	T58	12,707.50
Total							\$29,950.56

Olsen, Dan (71.00)

Year	1st	2nd	3rd	4th	Total	Finish	Money
2004	69	73			142	CUT	

Olson, Doug (72.33)

Year	1st	2nd	3rd	4th	Total	Finish	Money
1970	75	74			149	CUT	
1972	72	73	71	69	285	T32	\$1,425.00
Total							\$1,425.00

Oosterhuis, Peter (72.23)

Year	1st	2nd	3rd	4th	Total	Finish	Money
1978	68	74	71	74	287	T55	\$645.00
1979	70	75	71	63	279	T4	17,600.00
1980	68	72	75	70	285	T34	2,064.00
1983	73	72	72	71	288	T37	2,070.00
1984	69	75	80	71	295	T71	985.00
1985	74	75			149	CUT	
1986	75	71			146	CUT	
1987	79	70			149	CUT	
Total							\$23,364.00

Oosthuizen, Louis (70.60)

Year	1st	2nd	3rd	4th	Total	Finish	Money
2012	70	71	68	70	279	T5	\$281,000.00
2014	73	72			145	CUT	
2016	72	73	70	67	282	T18	114,750.00
Total							\$395,750.00

Oppermann, Steve (71.89)

Year	1st	2nd	3rd	4th	Total	Finish	Money
1967	70	74	73	68	285	T30	\$1,625.00
1968	73	70	73	74	290	T64	
1969	71	74	72	69	286	T39	1,087.50
1970	71	73	70	69	283	T35	1,270.84
1972	71	79			150	CUT	
Total							\$3,983.34

Ortiz, Carlos (69.25)

Year	1st	2nd	3rd	4th	Total	Finish	Money
2015	73	68	62	74	277	T24	\$66,825.00
Total							\$66,825.00

Overton, Jeff (71.74)

Year	1st	2nd	3rd	4th	Total	Finish	Money
2006	75	65	73	72	285	T29	\$35,773.21
2007	74	70			144	CUT	
2008	74	67	68	74	283	T38	26,600.00
2009	72	71	77	73	293	T73	14,400.00
2010	68	73	73	71	285	T56	16,875.00
2011	74	70			144	CUT	
2012	72	73			145	CUT	
2013	68	74	74	74	290	T66	16,560.00
2014	72	71	70	70	283	T53	18,520.00
2015	69	72	71	75	287	T69	16,582.50
Total							\$145,310.71

Owen, Greg (71.21)

Year	1st	2nd	3rd	4th	Total	Finish	Money
2005	72	73	71	70	286	T22	\$48,012.50
2009	71	74	65	71	281	T15	120,000.00
2012	68	73	72	72	285	T38	32,000.00
2015	69	76			145	CUT	
Total							\$200,012.50

Ozaki, Naomichi (71.75)

Year	1st	2nd	3rd	4th	Total	Finish	Money
1993	80	71			151	CUT	
1994	69	67	69	72	277	T8	\$32,400.00
1995	72	71	68	77	288	T40	4,320.00
1996	76				76	W/D	
1998	70	70	70		210	T12	35,280.00
2000	77	69			146	CUT	
Total							\$72,000.00

Individual Player Records

Ozaki, Masashi Jumbo (72.50)

Year	1st	2nd	3rd	4th	Total	Finish	Money
1989	67	78			145	CUT	

Pace, Roy (72.94)

Year	1st	2nd	3rd	4th	Total	Finish	Money
1967	77	76			153	CUT	
1971	70	70	71	73	284	T31	\$1,505.00
1972	71	70	69	74	284	T24	1,893.75
1973	72	75			147	CUT	
1974	74	73			147	CUT	
1975	74	76			150	CUT	
1978	73	75			148	CUT	

Total \$3,398.75

Painter, Anthony (75.50)

Year	1st	2nd	3rd	4th	Total	Finish	Money
2003	73	78			151	CUT	

Palmer, Arnold (70.38)

Year	1st	2nd	3rd	4th	Total	Finish	Money
1967	69	69	67	71	276	5	\$10,750.00
1968	71	71	66	70	278	T11	5,500.00
1969	71	74	70	74	289	T53	476.19
1970	72	69	69	68	278	T6	6,910.72
1971	64	70	68	68	270	1	50,000.00
1972	73	73			146	CUT	
1973	71	70	69	69	279	T19	2,515.63
1974	68	73	71	80	292	T67	406.50
1976	69	67	72	77	285	T53	600.00

Total \$77,159.04

Palmer, Ryan (70.58)

Year	1st	2nd	3rd	4th	Total	Finish	Money
2004	73	72			145	CUT	
2006	71	70	78	70	289	T53	\$13,248.00
2008	69	69	72	76	286	T62	15,050.00
2010	66	74	66	69	275	T5	263,437.50
2011	66	72	67		205	T43	23,840.00
2012	75	68	68	72	283	T24	56,700.00
2013	65	73	75	77	290	T66	16,560.00
2014	69	71	76		216	T74	15,120.00
2015	69	67	65	70	271	T6	276,375.00
2016	71	68	70	72	281	T13	154,700.00

Total \$835,030.50

Pampling, Rod (71.21)

Year	1st	2nd	3rd	4th	Total	Finish	Money
2003	70	70	71	72	283	T36	\$22,535.72
2006	72	70	72	72	286	T36	26,497.92
2007	69	72	69	70	280	T35	33,775.00
2008	71	76			147	CUT	
2009	68	73	69	76	286	T41	27,750.00
2011	71	70			141	CUT	
2012	70	73	74	69	286	T46	21,080.00

Total \$131,638.64

Pancratz, Bobby (81.00)

Year	1st	2nd	3rd	4th	Total	Finish	Money
1986	83	79			162	CUT	

Pappas, Brenden (70.50)

Year	1st	2nd	3rd	4th	Total	Finish	Money
2003	74	67	68	68	277	T13	\$91,000.00
2004	73	73			146	CUT	

Total \$91,000.00

Pappas, Deane (71.38)

Year	1st	2nd	3rd	4th	Total	Finish	Money
2002	72	72			144	CUT	
2003	68	74	73	70	285	T49	\$12,340.00
2004	74	68			142	CUT	

Total \$12,340.00

Parker, Greg (82.00)

Year	1st	2nd	3rd	4th	Total	Finish	Money
1988	82	82			164	CUT	

Parnevik, Jesper (71.12)

Year	1st	2nd	3rd	4th	Total	Finish	Money
1994	72	73			145	CUT	
1998	69	67	73		209	T10	\$46,800.00
2000	71	70	70	68	279	T5	101,700.00
2002	72	76			148	CUT	
2003	69	72	71	73	285	T49	12,340.00
2004	74	68			142	CUT	
2006	71	74			145	CUT	
2007	71	73			144	CUT	
2008	68	72	72	69	281	T24	55,400.00

Total \$216,240.00

Parry, Craig (71.42)

Year	1st	2nd	3rd	4th	Total	Finish	Money
1990	69	75			144	CUT	
1992	68	72	72	66	278	T6	\$33,500.00
1993	74	80			154	CUT	
1994	76	77			153	CUT	
1996	70	66	72	71	279	T2	79,200.00
1997	70	73	73	69	285	T33	8,100.00
1998	74	72	68		214	T41	6,480.00
1999	73	71	66	73	283	T28	16,267.85
2000	71	74			145	CUT	
2001	71	69	67	72	279	T13	67,666.67
2002	67	75	69	69	280	T18	42,600.00
2004	73	66	69	71	279	T16	73,650.00
2005	75	76			151	CUT	
2006	75	72			147	CUT	

Total \$327,464.52

Parsons, Lucas (75.00)

Year	1st	2nd	3rd	4th	Total	Finish	Money
1996	76	74			150	CUT	

Paschal, Jim (75.00)

Year	1st	2nd	3rd	4th	Total	Finish	Money
1979	79	78			157	CUT	
1981	72	73	71	77	293	T62	\$860.00

Total \$860.00

Pate, Alan (74.63)

Year	1st	2nd	3rd	4th	Total	Finish	Money
1977	75	71			146	CUT	
1978	67	71	82	73	293	69	\$465.00
1985	82	76			158	CUT	

Total \$465.00

Individual Player Records

Pate, Jerry (70.82)

Year	1st	2nd	3rd	4th	Total	Finish	Money
1975	67	69	74	71	281	T18	\$3,250.00
1976	73	71			144	CUT	
1978	69	68	72	73	282	T29	1,907.50
1979	78	68	76	66	288	T41	1,440.00
1980	73	68	73	65	279	T12	8,100.00
1981	70	70	71	71	282	T12	8,100.00
1982	72	68	68	64	272	6	14,400.00
1983	73	69	70	70	282	T8	13,500.00
1985	75	70	79	74	298	T73	965.00

Total \$51,662.50

Pate, Steve (71.88)

Year	1st	2nd	3rd	4th	Total	Finish	Money
1985	71	73	79	75	298	T73	\$965.00
1988	75	73			148	CUT	
1989	72	70	75	69	286	T32	5,787.50
1991	68	72	70	72	282	T23	8,225.00
1994	66	72	69	69	276	T5	43,800.00
1997	74	72			146	CUT	
1999	68	71	72	75	286	T46	6,587.50
2000	71	72	69	69	281	T11	72,000.00
2003	75	76			151	CUT	
2004	74	72			146	CUT	

Total \$137,365.00

Paulson, Carl (74.13)

Year	1st	2nd	3rd	4th	Total	Finish	Money
1995	74	78			152	CUT	
1996	70	72	72	76	290	T62	\$2,520.00
2005	80	71			151	CUT	

Total \$2,520.00

Paulson, Dennis (71.71)

Year	1st	2nd	3rd	4th	Total	Finish	Money
1994	76	72			148	CUT	
1995	70	74	78	79	301	77	\$2,232.00
1999	71	70	68	67	276	2	270,000.00
2000	65	68	75	68	276	1	540,000.00
2001	71	73	74	69	287	T52	8,207.50
2002	70	74			144	CUT	
2003	75	72			147	CUT	
2004	70	68	68	74	280	T23	46,725.00
2005	75	74			149	CUT	

Total \$867,164.50

Pavin, Corey (71.39)

Year	1st	2nd	3rd	4th	Total	Finish	Money
1985	72	71	70	71	284	T20	\$5,620.00
1989	74	77			151	CUT	
1990	73	70	70	70	283	T37	4,400.00
1992	73	72	67	70	282	T22	10,000.00
1993	73	74	72	69	288	T26	7,400.00
1994	72	69	68	75	284	T44	3,628.00
1996	72	71	68	70	281	T9	33,600.00
1997	72	74			146	CUT	
1999	72	73	65	71	281	T18	33,750.00
2001	69	72	71	75	287	T52	8,207.50
2002	70	72	73	72	287	T60	7,595.00
2004	70	73			143	CUT	
2005	77	64	74	73	288	T40	21,850.00
2006	73	69	72	71	285	T29	35,773.22
2007	68	73	72	70	283	T54	15,890.00
2008	69	76			145	CUT	

Total \$187,713.72

Payne, Bob (74.50)

Year	1st	2nd	3rd	4th	Total	Finish	Money
1970	74	79			153	CUT	
1971	71	73	77	75	296	78	\$333.33
1972	74	75			149	CUT	
1974	69	76			145	CUT	
1977	80	71			151	CUT	

Total \$333.33

Pearce, Eddie (71.92)

Year	1st	2nd	3rd	4th	Total	Finish	Money
1976	70	67	71	72	280	T23	\$2,286.00
1977	68	74	71	71	284	T27	2,220.00
1979	73	74			147	CUT	
1993	78	74			152	CUT	

Total \$4,506.00

Pearson, Rick (73.50)

Year	1st	2nd	3rd	4th	Total	Finish	Money
1988	74	76			150	CUT	
1989	71	73			144	CUT	

Peck, Mike (72.25)

Year	1st	2nd	3rd	4th	Total	Finish	Money
1983	73	69	71	76	289	T41	\$1,492.00

Total \$1,492.00

Pedersen, Carl (76.50)

Year	1st	2nd	3rd	4th	Total	Finish	Money
1973	76	74			150	CUT	
1975	75	81			156	CUT	

Peegle, Dave (77.25)

Year	1st	2nd	3rd	4th	Total	Finish	Money
1992	79	75			154	CUT	
1993	75	80			155	CUT	

Peete, Calvin (72.29)

Year	1st	2nd	3rd	4th	Total	Finish	Money
1981	72	69	70	75	286	T29	\$2,660.00
1984	71	68	69	70	278	T10	11,500.00
1985	68	74	75	75	292	T57	1,115.00
1988	84				84	W/D	
1990	72	72			144	CUT	
1991	74	71			145	CUT	

Total \$15,275.00

Pelham, Bill (74.50)

Year	1st	2nd	3rd	4th	Total	Finish	Money
1978	76	73			149	CUT	

Peoples, David (73.09)

Year	1st	2nd	3rd	4th	Total	Finish	Money
1983	68	76	70	76	290	T50	\$1,077.00
1984	76	77			153	CUT	
1986	74	71	77	67	289	T48	1,477.50
1988	78				78	DQ	
1990	68	67	71	73	279	T14	16,500.00
1991	72	75			147	CUT	
1992	73	77			150	CUT	
1994	71	76			147	CUT	
1995	76	72			148	CUT	
1996	73	77			150	CUT	
1997	81	76			157	CUT	
2000	73	72			145	CUT	
2003	72	68	69	70	279	T22	45,071.43

Total \$64,125.93

Individual Player Records

Perez, Pat (71.78)

Year	1st	2nd	3rd	4th	Total	Finish	Money
2002	67	70	67	70	274	T2	\$261,333.33
2003	76	71			147	CUT	
2004	73	66	70	74	283	T42	15,807.27
2005	70	71	68	77	286	T22	48,012.50
2007	72	75			147	CUT	
2008	78	71			149	CUT	
2009	71	80			151	CUT	
2010	67	73	70	76	286	T60	16,275.00
2011	79				79	W/D	
2012	66	70	77	72	285	T38	32,000.00
2013	71	74			145	CUT	
2014	75	73			148	CUT	
2015	68	69	70	69	276	T20	96,112.50

Total \$469,540.60

Perks, Craig (73.29)

Year	1st	2nd	3rd	4th	Total	Finish	Money
2000	71	74			145	CUT	
2001	72	73			145	CUT	
2002	69	75			144	CUT	
2003	74	68	75	75	292	T71	\$9,850.00
2004	71	74			145	CUT	
2005	77	78			155	CUT	

Total \$9,850.00

Pernice Jr., Tom (72.14)

Year	1st	2nd	3rd	4th	Total	Finish	Money
1986	70	67	72	75	284	T18	\$7,302.86
1987	74	68	69	74	285	T28	3,904.28
1988	80	74			154	CUT	
1990	79	75			154	CUT	
1997	73	73			146	CUT	
1998	75	75			150	CUT	
1999	73	72	73	76	294	T9	4,550.00
2000	74	71			145	CUT	
2001	71	69	71	75	286	T50	8,715.00
2004	71	70	72	70	283	T42	15,807.28
2005	70	69	72	71	282	T1	143,750.00
2006	70	71	70	67	278	T5	201,968.75
2007	70	75			145	CUT	
2008	73	71			144	CUT	

Total \$385,998.17

Perry, Chris (70.78)

Year	1st	2nd	3rd	4th	Total	Finish	Money
1985	72	73	73	71	289	T44	\$1,554.00
1986	73	68	75	71	287	T36	2,826.00
1987	69	69	67	75	280	T9	16,800.00
1988	72	69	72	73	286	T30	4,252.67
1989	70	74			144	CUT	
1990	72	70	69	69	280	T20	11,650.00
1991	66	68	74	77	285	T41	3,315.55
1992	76	71			147	CUT	
1995	69	67	74	72	282	T12	26,400.00
1996	69	76	69	71	285	T24	9,497.14
1997	71	72	67	72	282	T17	21,750.00
1998	72	69	68		209	T10	46,800.00
1999	70	66	71	70	277	T3	170,000.00
2000	69	70	68	72	279	T5	101,700.00
2001	70	73	69	69	281	T19	39,500.00

Total \$456,045.36

Perry, Kenny (71.26)

Year	1st	2nd	3rd	4th	Total	Finish	Money
1987	73	72	71	68	284	T21	\$5,802.86
1988	73	73			146	CUT	
1989	69	68	72	75	284	T23	8,428.57
1993	73	75			148	CUT	
1994	73	75			148	CUT	
2004	69	71	71	66	277	T9	131,250.00
2005	68	68	72	71	279	T3	299,000.00
2006	71	67	77	73	288	T47	14,969.17
2007	69	67	68	75	279	T25	49,035.00
2008	69	67	72	76	284	T48	17,400.00
2009	71	75	71	71	288	T52	17,400.00
2010	72	70	75	71	288	T68	15,150.00

Total \$558,435.60

Persons, Peter (71.31)

Year	1st	2nd	3rd	4th	Total	Finish	Money
1990	69	70	71	71	281	T24	\$7,566.67
1991	68	68	74	74	284	T38	4,500.00
1992	70	73	72	69	284	T30	6,350.00
1993	74	70	75	73	292	T44	2,890.00

Total \$21,306.67

Peterson, John (71.50)

Year	1st	2nd	3rd	4th	Total	Finish	Money
2015	70	73			143	CUT	

Peterson, Les (74.50)

Year	1st	2nd	3rd	4th	Total	Finish	Money
1970	71	78			149	CUT	

Peterson, Matt (73.50)

Year	1st	2nd	3rd	4th	Total	Finish	Money
2002	72	75			147	CUT	

Petri, Randy (73.50)

Year	1st	2nd	3rd	4th	Total	Finish	Money
1967	77	70			147	CUT	

Petrovic, Tim (71.63)

Year	1st	2nd	3rd	4th	Total	Finish	Money
1996	72	70	81	77	300	T83	\$2,088.00
2002	72	73			145	CUT	
2003	74	71			145	CUT	
2004	69	69	71	72	281	T28	36,487.50
2005	71	75			146	CUT	
2006	73	75			148	CUT	
2007	69	69	68	72	278	T21	75,600.00
2008	71	72	69	71	283	T38	26,600.00
2009	69	76	74	68	287	T46	20,400.00
2010	68	69	75	67	279	T21	75,000.00

Total \$236,175.50

Pettersson, Carl (71.55)

Year	1st	2nd	3rd	4th	Total	Finish	Money
2003	71	67	71	72	281	T30	\$31,750.00
2004	73	74			147	CUT	
2006	74	71			145	CUT	
2007	65	72	74	77	288	T72	13,580.00
2008	72	70	71	71	284	T48	17,400.00
2010	71	75			146	CUT	
2011	69	66	69		204	T32	39,781.82
2012	73	66	73	71	283	T24	56,700.00
2013	68	73	73	72	286	T54	18,320.00
2014	73	74			147	CUT	
2015	76	74			150	CUT	

Total \$177,531.82

Individual Player Records

Pfeil, Mark (72.62)

Year	1st	2nd	3rd	4th	Total	Finish	Money
1977	73	74			147	CUT	
1980	74	68	75	73	290	T66	\$824.00
1981	77	76			153	CUT	
1982	70	70	66	71	277	T19	4,514.28
1983	71	74	74	74	293	T68	895.50
1984	72	69	68	75	284	T36	2,354.80
1986	70	73	70	70	283	T16	9,900.00
1987	79	72			151	CUT	
1988	79				79	W/D	
1990	73	76			149	CUT	

Total \$18,488.58

Pfister, E.J. (75.50)

Year	1st	2nd	3rd	4th	Total	Finish	Money
1992	78	73			151	CUT	

Philo, Jr., Ron (75.00)

Year	1st	2nd	3rd	4th	Total	Finish	Money
2006	78	72			150	CUT	

Picard, Jimmy (74.25)

Year	1st	2nd	3rd	4th	Total	Finish	Money
1969	71	74	77	77	299	70	\$476.19
1970	76	73			149	CUT	
1971	72	74			146	CUT	

Total \$476.19

Piercy, Scott (71.19)

Year	1st	2nd	3rd	4th	Total	Finish	Money
2009	76	78			154	CUT	
2010	67	76			143	CUT	
2011	72	65	64		201	T13	\$145,600.00
2012	74	72			146	CUT	
2013	72	70	69	73	284	T43	24,960.00
2015	73	69	68	74	284	T62	17,572.50
2016	69	72	72	70	283	T22	72,722.22

Total \$260,854.72

Pierot, Billy (73.75)

Year	1st	2nd	3rd	4th	Total	Finish	Money
1986	70	74	74	69	287	T36	\$2,826.00
1987	77	78			155	CUT	
1989	74	74			148	CUT	

Total \$2,826.00

Pinckney, Scott (70.25)

Year	1st	2nd	3rd	4th	Total	Finish	Money
2015	70	71	69	71	281	T50	\$20,295.00

Total \$20,295.00

Pinns, Gary (75.50)

Year	1st	2nd	3rd	4th	Total	Finish	Money
1985	77	74			151	CUT	

Pipkin, Bob (76.00)

Year	1st	2nd	3rd	4th	Total	Finish	Money
1971	76	76			152	CUT	

Pittman, Jerry (71.81)

Year	1st	2nd	3rd	4th	Total	Finish	Money
1967	70	71	75	71	287	T41	\$850.00
1968	72	71	69	73	285	T43	664.28
1969	71	71	69	70	281	T8	7,062.50
1970	77	69			146	CUT	
1971	75	75			150	CUT	

Total \$8,576.78

Pitzer, Greg (74.50)

Year	1st	2nd	3rd	4th	Total	Finish	Money
1978	77	72			149	CUT	

Player, Gary (71.40)

Year	1st	2nd	3rd	4th	Total	Finish	Money
1967	66	70	68	71	275	4	\$12,500.00
1969	70	74	68	71	283	T14	3,277.27
1970	72	71	74	72	289	T70	312.50
1972	72	72	69	72	285	T32	1,425.00
1973	71	69	69	73	282	T32	1,353.58
1974	71	73	66	73	283	T35	1,206.16
1975	75	72			147	CUT	
1976	72	72			144	CUT	
1977	73	69	75	74	291	T60	562.50
1981	70	71	71	71	283	T16	5,800.00
1983	79	76			155	CUT	
1984	67	68	73	74	282	T25	3,816.67

Total \$30,253.68

Player, Wayne (78.00)

Year	1st	2nd	3rd	4th	Total	Finish	Money
1983	81	77			158	CUT	
1984	74	80			154	CUT	

Pohl, Dan (72.00)

Year	1st	2nd	3rd	4th	Total	Finish	Money
1983	73	74	71	71	289	T41	\$1,492.00
1989	67	71	75	74	287	T36	4,710.00

Total \$6,202.00

Points, D.A. (71.15)

Year	1st	2nd	3rd	4th	Total	Finish	Money
2005	74	77			151	CUT	
2006	73	72			145	CUT	
2009	70	71	74	70	285	T31	\$39,900.00
2010	70	70	72	71	283	T47	19,830.00
2011	68	71			139	CUT	
2012	73	72			145	CUT	
2013	70	72	66	67	275	T6	268,000.00

Total \$327,730.00

Pooley, Don (71.46)

Year	1st	2nd	3rd	4th	Total	Finish	Money
1976	70	78			148	CUT	
1977	74	66	72	67	279	T8	\$7,530.00
1978	77	74			151	CUT	
1980	71	72	71	76	290	T66	824.00
1981	75	72			147	CUT	
1982	69	66	68	67	270	T4	17,600.00
1983	79	71			150	CUT	
1984	72	66	73	69	280	T17	7,250.00
1985	68	74	70	70	282	T10	13,000.00
1986	73	72	73	67	285	T25	4,387.50
1987	73	69	73	71	286	T35	2,832.85
1988	68	76	69	72	285	T25	5,460.00
1989	72	71	69	69	281	T12	21,000.00
1990	69	73	67	73	282	T33	5,525.00
1992	73	72	69	72	286	T39	4,000.00
1993	75	75			150	CUT	
1995	70	74	71	73	288	T40	4,320.00
1996	71	70	74	74	289	T53	2,714.66
1997	75	69	71	71	286	T38	6,450.00
1998	73				73	W/D	

Total \$102,894.01

Porter, Bill (72.50)

Year	1st	2nd	3rd	4th	Total	Finish	Money
1995	71	72	68	79	290	T50	\$2,894.40

Total \$2,894.40

Individual Player Records

Porter, Joe (74.30)

Year	1st	2nd	3rd	4th	Total	Finish	Money
1968	84	74			158	CUT	
1974	72	75			147	CUT	
1975	73	73			146	CUT	
1976	72	73			145	CUT	
1977	74	73			147	CUT	

Porter, Lee (73.45)

Year	1st	2nd	3rd	4th	Total	Finish	Money
1993	75	75			150	CUT	
1997	75	74			149	CUT	
1998	68	72	73		213	T32	\$9,340.00
1999	78	71			149	CUT	
2002	70	77			147	CUT	

Total \$9,340.00

Pott, Johnny (71.93)

Year	1st	2nd	3rd	4th	Total	Finish	Money
1967	71	71	67	73	282	T18	\$3,375.00
1968	71	72	72	73	288	T60	
1969	73	71	72	68	284	T25	1,887.50
1970	79	74			153	CUT	

Total \$5,262.50

Potter, Jr., Ted (74.00)

Year	1st	2nd	3rd	4th	Total	Finish	Money
2012	74	77			151	CUT	
2013	73	72			145	CUT	

Poulter, Ian (70.39)

Year	1st	2nd	3rd	4th	Total	Finish	Money
2006	72	71	65	71	279	T9	\$155,250.00
2007	70	67	70	67	274	T9	189,000.00
2008	73	72			145	CUT	
2009	67	72	70	70	279	T9	202,500.00
2010	70	72	66	70	278	T15	116,250.00
2011	71	67	64		202	T18	100,800.00
2012	68	71	76	69	284	T36	40,200.00
2013	77	68			145	CUT	
2014	72	72			144	CUT	
2015	78	74			152	CUT	

Total \$804,000.00

Powell, Jimmy (82.00)

Year	1st	2nd	3rd	4th	Total	Finish	Money
1981	82				82	W/D	

Powers, Greg (72.83)

Year	1st	2nd	3rd	4th	Total	Finish	Money
1978	80	66			146	CUT	
1979	73	71	71	69	284	T17	\$5,413.34
1980	77	73			150	CUT	
1981	73	73	73	69	288	T36	1,925.00
1982	70	72			142	CUT	
1983	71				71	W/D	
1984	75	79			154	CUT	
1985	78	71			149	CUT	
1995	72	73	72	74	291	T55	2,712.00

Total \$10,050.34

Price, Nick (71.77)

Year	1st	2nd	3rd	4th	Total	Finish	Money
1983	71	77			148	CUT	
1987	71	77			148	CUT	
1989	74	67	69	70	280	T9	\$27,000.00
1990	72	70	69	73	284	T43	3,120.00
1996	73				73	W/D	

Total \$30,120.00

Price, Phillip (76.00)

Year	1st	2nd	3rd	4th	Total	Finish	Money
2005	78	74			152	CUT	

Pride, Dicky (73.09)

Year	1st	2nd	3rd	4th	Total	Finish	Money
1994	76	76			152	CUT	
1996	72	71	74	69	286	T31	\$6,520.00
1997	71	77			148	CUT	
1998	76	75			151	CUT	
1999	73	69	74	69	285	T41	9,250.00
2000	74	75			149	CUT	
2001	71	72	71	73	287	T52	8,207.50
2012	74	76			150	CUT	

Total \$23,977.50

Proben, Robert (75.75)

Year	1st	2nd	3rd	4th	Total	Finish	Money
1979	79	73			152	CUT	
1988	78	73			151	CUT	

Pruchnik, Rick (77.00)

Year	1st	2nd	3rd	4th	Total	Finish	Money
1990	75	79			154	CUT	

Prugh, Alex (72.50)

Year	1st	2nd	3rd	4th	Total	Finish	Money
2010	71	74			145	CUT	

Pruitt, Dillard (71.94)

Year	1st	2nd	3rd	4th	Total	Finish	Money
1988	74	78			152	CUT	
1990	73	73			146	CUT	
1991	72	73			145	CUT	
1994	66	71	68	73	278	T13	\$24,000.00
1995	72	69	70	69	280	T4	47,250.00
1996	76	74			150	CUT	

Total \$71,250.00

Puett, Roane (73.50)

Year	1st	2nd	3rd	4th	Total	Finish	Money
1967	74	73			147	CUT	

Purdy, Ted (73.36)

Year	1st	2nd	3rd	4th	Total	Finish	Money
1999	79				79	DQ	
2004	69	70	69	74	282	T32	\$26,670.00
2006	71	75			146	CUT	
2007	69	78			147	CUT	
2009	75	78			153	CUT	

Total \$26,670.00

Purtzer, Tom (73.00)

Year	1st	2nd	3rd	4th	Total	Finish	Money
1976	72	76			148	CUT	
1977	74	75			149	CUT	
1978	75	73			148	CUT	
1979	75	71	71	76	293	T64	\$824.00
1980	70	72	72	72	286	T39	1,520.00
1981	75	77			152	CUT	
1983	74	76			150	CUT	
1991	71	69	70	71	281	T17	13,533.33
1996	75	70	75	70	290	T62	2,520.00
1997	74	72			146	CUT	
2000	74	73			147	CUT	

Total \$18,397.33

Putnam, Michael (73.50)

Year	1st	2nd	3rd	4th	Total	Finish	Money
2007	75	74			149	CUT	
2014	71	74			145	CUT	

Individual Player Records

Putnam, Mike (73.50)

Year	1st	2nd	3rd	4th	Total	Finish	Money
1984	70	77			147	CUT	

Quigley, Brett (71.33)

Year	1st	2nd	3rd	4th	Total	Finish	Money
1997	71	70	73	74	288	T51	\$3,610.00
1998	72	73	73		218	T68	3,618.00
1999	74	70	72	71	287	T54	5,625.00
2000	70	70	72	71	283	T16	48,000.00
2001	70	73	72	76	291	T69	6,895.00
2002	75	68	74	71	288	T64	7,210.00
2003	74	67	74	75	290	T69	10,050.00
2004	69	68	72	70	279	T16	73,650.00
2005	73	68	68	75	284	T17	89,125.00
2006	71	66	70	70	277	T3	333,500.00
2007	67	73	72	67	279	T25	49,035.00
2008	71	69	71	72	283	T38	26,600.00
2009	70	77	72	72	291	T67	15,300.00

Total \$672,218.00

Quigley, Dana (75.00)

Year	1st	2nd	3rd	4th	Total	Finish	Money
1979	79	75			154	CUT	
1980	76	71			147	CUT	
1981	74	75			149	CUT	

Quinn, Fran (74.50)

Year	1st	2nd	3rd	4th	Total	Finish	Money
1992	76	73			149	CUT	
1993	73	76			149	CUT	

Quinney, Jeff (75.00)

Year	1st	2nd	3rd	4th	Total	Finish	Money
2007	75	75			150	CUT	
2008	74	70			144	CUT	
2009	78	78			156	CUT	

Rachels, Sammy (71.75)

Year	1st	2nd	3rd	4th	Total	Finish	Money
1975	73	68	69	72	282	T21	\$2,257.14
1976	70	71	76	75	292	T81	

Total \$2,257.14

Ragan, Dave (75.00)

Year	1st	2nd	3rd	4th	Total	Finish	Money
1967	75	73			148	CUT	
1970	77	75			152	CUT	

Randall, Ross (73.25)

Year	1st	2nd	3rd	4th	Total	Finish	Money
1971	73	76			149	CUT	
1973	72	75			147	CUT	
1975	74	70	76	70	290	T60	\$468.67

Total \$468.67

Randolph, Sam (74.33)

Year	1st	2nd	3rd	4th	Total	Finish	Money
1988	75	75			150	CUT	
1989	74	78			152	CUT	
1991	69	75			144	CUT	

Rarick, Rick (73.00)

Year	1st	2nd	3rd	4th	Total	Finish	Money
1973	72	74			146	CUT	

Rashell, Rob (74.00)

Year	1st	2nd	3rd	4th	Total	Finish	Money
2005	75	73			148	CUT	

Rassett, Joey (74.09)

Year	1st	2nd	3rd	4th	Total	Finish	Money
1983	73	73	74	75	295	T76	\$837.00
1988	76	78			154	CUT	
1994	75	69	71	73	288	T58	2,652.00
1995	78				78	W/D	

Total \$3,489.00

Raulerson, Charles (74.38)

Year	1st	2nd	3rd	4th	Total	Finish	Money
1994	80	72			152	CUT	
1999	71	73	71	78	293	T76	\$4,650.00
2000	75	75			150	CUT	

Total \$4,650.00

Rautmann, Dick (72.50)

Year	1st	2nd	3rd	4th	Total	Finish	Money
1970	73	72			145	CUT	

Reasor, Mike (72.75)

Year	1st	2nd	3rd	4th	Total	Finish	Money
1969	75	76			151	CUT	
1971	73	72	69	74	288	T54	\$333.34
1972	72	75			147	CUT	
1976	70	73	72	72	287	T69	152.50

Total \$485.84

Reavie, Chez (71.70)

Year	1st	2nd	3rd	4th	Total	Finish	Money
2008	75	72			147	CUT	
2011	69	70			139	CUT	
2013	69	78			147	CUT	
2016	70	71	70	73	284	T31	\$45,220.00

Total \$45,220.00

Reed, Patrick (70.14)

Year	1st	2nd	3rd	4th	Total	Finish	Money
2013	73	75			148	CUT	
2014	71	66	73	65	275	T9	\$208,000.00
2015	68	69	75	72	284	T62	17,572.50
2016	66	68	71	70	275	1	1,530,000.00

Total \$1,755,572.50

Reese, Don (75.29)

Year	1st	2nd	3rd	4th	Total	Finish	Money
1982	78	75			153	CUT	
1986	85	76			161	CUT	
1987	73	74			147	CUT	
1989	69	74	75	79	297	T64	\$2,100.00
1990	71	73			144	CUT	
1995	75	77			152	CUT	

Total \$2,100.00

Reeves, John (74.50)

Year	1st	2nd	3rd	4th	Total	Finish	Money
1992	74	75			149	CUT	

Refram, Dean (72.36)

Year	1st	2nd	3rd	4th	Total	Finish	Money
1967	73	73			146	CUT	
1968	70	74	67	74	285	T43	\$664.28
1969	74	73			147	CUT	
1970	75	73			148	CUT	
1976	72	71	72	72	287	T69	152.50

Total \$816.78

Individual Player Records

Regalado, Victor (73.38)

Year	1st	2nd	3rd	4th	Total	Finish	Money
1975	73				73	DQ	
1977	71	74	75	75	295	T73	
1979	76	74			150	CUT	
1980	69	74	73	72	288	T54	\$908.00
1982	72	68	70	72	282	T47	995.20
1983	74	67	69	80	290	T50	1,077.00
1984	77	76			153	CUT	
1985	83				83	W/D	
1986	73	74			147	CUT	
1987	76	71			147	CUT	

Total \$2,980.20

Rego, Clyde (76.00)

Year	1st	2nd	3rd	4th	Total	Finish	Money
1984	77	75			152	CUT	

Reid, Mike (71.18)

Year	1st	2nd	3rd	4th	Total	Finish	Money
1977	70	74	75	75	294	T72	
1980	66	70	72	69	277	T4	\$16,533.34
1981	71	75	72	66	284	T22	3,840.00
1983	71	71	67	70	279	T4	18,600.00
1984	73	68	75	68	284	T36	2,354.80
1985	73	71	67	75	286	T30	3,037.66
1986	68	69	68	72	277	5	24,000.00
1987	68	66	69	75	278	T4	24,800.00
1988	69	71	71	72	283	T18	9,128.00
1989	69	72	68	71	280	T9	27,000.00
1992	75	73			148	CUT	
1994	65	70	73	75	283	T38	5,040.00
1995	70	73	75	74	292	T60	2,592.00
1996	66	71	73	72	282	T11	25,440.00
1997	70	69	68	74	281	T12	29,400.00
1998	76	74			150	CUT	
1999	71	72	68	73	284	T35	12,062.50
2000	71	72	70	77	290	T54	6,900.00
2001	76	68	74	75	293	T76	6,580.00

Total \$217,308.30

Reid, Steve (72.91)

Year	1st	2nd	3rd	4th	Total	Finish	Money
1968	75				75	W/D	
1969	73	72	74	70	289	T53	\$476.19
1970	74	72			146	CUT	
1972	72	70	74	76	292	T63	416.67

Total \$892.86

Reif, Ron (74.17)

Year	1st	2nd	3rd	4th	Total	Finish	Money
1969	76	72			148	CUT	
1970	75	77			151	CUT	
1971	74	72			146	CUT	

Reifers, Kyle (72.33)

Year	1st	2nd	3rd	4th	Total	Finish	Money
2015	68	76			144	CUT	
2016	72	73	75	70	290	T68	\$17,255.00

Total \$17,255.00

Reilly, Mike (79.00)

Year	1st	2nd	3rd	4th	Total	Finish	Money
2003	76	82			158	CUT	

Renner, Jack (72.15)

Year	1st	2nd	3rd	4th	Total	Finish	Money
1979	69	71	70	67	277	1	\$72,000.00
1980	75	70			145	CUT	
1981	74	76			150	CUT	
1982	69	69	68	69	275	T11	8,200.00
1983	70	72	76	68	286	T25	3,435.00
1984	76	73			149	CUT	
1985	75	68	72	73	288	T42	1,900.00
1986	80	70			150	CUT	
1987	75	71			146	W/D	
1988	74	68	74	70	286	T30	4,252.67
1989	74	79			153	CUT	
1995	70	78			148	CUT	

Total \$89,787.67

Rentz, Larry (74.10)

Year	1st	2nd	3rd	4th	Total	Finish	Money
1986	75	69	73	73	290	T56	\$1,326.00
1991	75	71			146	CUT	
1992	78	75			153	CUT	
1993	78	74			152	CUT	

Total \$1,326.00

Restino, John (75.00)

Year	1st	2nd	3rd	4th	Total	Finish	Money
2000	80	70			150	CUT	

Rhoads, Rick (72.33)

Year	1st	2nd	3rd	4th	Total	Finish	Money
1971	69	72	74	74	289	T58	\$333.00
1974	71	74			145	CUT	

Total \$333.00

Rhyan, Dick (73.80)

Year	1st	2nd	3rd	4th	Total	Finish	Money
1968	71	74			145	CUT	
1969	79	73			152	CUT	
1970	74	72			146	CUT	
1972	73	75			148	CUT	
1975	72	75			147	CUT	

Rhyan, Tad (80.50)

Year	1st	2nd	3rd	4th	Total	Finish	Money
1993	79	82			161	CUT	

Ridings, Tag (73.33)

Year	1st	2nd	3rd	4th	Total	Finish	Money
2005	78	72			150	CUT	
2006	71	71	70	78	290	T58	\$12,707.50

Total \$12,707.50

Riegger, John (73.57)

Year	1st	2nd	3rd	4th	Total	Finish	Money
1987	73	76			149	CUT	
1992	76	77			153	CUT	
1998	72	73	70		215	T47	\$4,623.43
2002	80				80	W/D	
2003	71	68	75	72	286	T54	11,450.00
2004	72	75			147	CUT	

Total \$16,073.43

Riley, Chris (73.20)

Year	1st	2nd	3rd	4th	Total	Finish	Money
1999	79	70			149	CUT	
2000	70	71	76	78	295	T71	\$5,940.00
2001	73	71	74	73	291	T69	6,895.00
2004	73	69			142	CUT	
2005	75	80			155	CUT	
2009	72	75	70	70	287	T46	20,400.00
2010	70	75			145	CUT	

Total \$33,235.00

Individual Player Records

Rinker, Larry (72.60)

Year	1st	2nd	3rd	4th	Total	Finish	Money
1982	75	65	71	71	282	T47	\$995.20
1983	74	71	74	74	293	T68	895.50
1984	72	77			149	CUT	
1985	77	75			152	CUT	
1986	70	69	74	75	288	T41	2,100.00
1988	71	71	72	74	288	T44	2,240.00
1989	71	75			146	CUT	
1990	67	70	72	73	282	T33	5,525.00
1991	68	73	65	71	277	T5	36,500.00
1992	72	75			147	CUT	
1993	72	74	70	72	288	T26	7,400.00
1994	77	74			151	CUT	
1995	69	74	73	71	287	T36	5,775.00
1996	72	80			152	CUT	
1997	75	74			149	CUT	
1998	76	74			150	CUT	
1999	75	74			149	CUT	

Total \$61,430.70

Rinker, Lee (71.94)

Year	1st	2nd	3rd	4th	Total	Finish	Money
1995	74	73			147	CUT	
1996	71	73	70	71	285	T24	\$9,497.14
1997	69	73	70	73	285	T33	8,100.00
1998	73	69	69		211	T17	23,554.29
1999	73	72	74	76	295	T80	4,450.00

Total \$45,601.43

Rintoul, Steve (73.13)

Year	1st	2nd	3rd	4th	Total	Finish	Money
1994	72	71	75	68	286	T54	\$2,760.00
1995	76	70			146	CUT	
1996	76	77			153	CUT	

Total \$2,760.00

Roberts, Loren (70.94)

Year	1st	2nd	3rd	4th	Total	Finish	Money
1981	71	74	73	78	296	T66	\$824.00
1983	73	74	71	73	291	T56	990.00
1984	68	69	70	71	278	T10	11,500.00
1985	70	74	74	72	290	T49	1,247.50
1986	74	72			146	CUT	
1987	66	71	71	75	283	T17	8,700.00
1988	66	71	73	70	280	T6	22,662.50
1989	73	70	72	73	288	T41	3,600.00
1990	71	67	69	69	276	T7	30,125.00
1991	68	73	67	71	279	T10	24,000.00
1992	72	68	75	71	286	T39	4,000.00
1993	72	69	71	74	286	T16	14,500.00
1994	73	73			146	CUT	
1996	69	72	73	71	285	T24	9,497.14
1999	71	71	68	69	279	T5	84,750.00
2001	72	72	71	70	285	T47	9,613.33
2002	64	68	71	71	274	T2	261,333.33
2003	71	71	71	66	279	T22	45,071.42
2004	67	70	64	78	279	T16	73,650.00
2005	74	69	72	69	284	T17	89,125.00
2006	71	70	73	71	285	T29	35,773.22

Total \$730,962.44

Rocca, Costantino (72.25)

Year	1st	2nd	3rd	4th	Total	Finish	Money
1996	67	76	69	77	289	T53	\$2,714.66

Total \$2,714.66

Rodgers, Patrick (73.50)

Year	1st	2nd	3rd	4th	Total	Finish	Money
2016	74	73			147	CUT	

Rodgers, Phil (71.71)

Year	1st	2nd	3rd	4th	Total	Finish	Money
1967	71	71	70	74	286	T37	\$1,281.25
1968	75	71			146	CUT	
1969	70	73	70	74	287	T43	765.00
1970	69	70	72	67	278	T6	6,910.72
1971	71	72	72	70	285	T36	1,143.75
1972	74	73			147	CUT	
1973	70	70	76	73	289	T64	431.25
1974	74	75			149	CUT	
1975	74	70	71	74	289	T57	525.00
1976	69	70	72	71	282	T40	1,080.00

Total \$12,136.97

Rodriguez, Anthony (76.00)

Year	1st	2nd	3rd	4th	Total	Finish	Money
1997	77	75			152	CUT	

Rodriguez, Chi Chi (71.77)

Year	1st	2nd	3rd	4th	Total	Finish	Money
1967	70	69	69	70	278	T7	\$8,125.00
1968	70	73	74	70	287	T55	
1969	75	75			150	CUT	
1970	71	69	74	68	282	T28	1,635.72
1971	72	76			148	CUT	
1972	71	68	71	69	279	T9	6,250.00
1973	71	69	68	71	279	T19	2,515.63
1974	77	73			150	CUT	
1975	73	74			147	CUT	
1976	68	73	74	71	286	T63	517.50
1977	73	75			148	CUT	
1978	69	73	71	73	286	T49	730.00
1979	73	71	71	69	284	T17	5,413.33
1980	72	73			145	CUT	
1982	70	69	73	68	280	T35	1,888.57
1983	79	72			151	CUT	
1984	71	71	70	75	287	T53	1,170.00
1985	80	72			152	CUT	

Total \$28,245.75

Roesink, Martin (80.00)

Year	1st	2nd	3rd	4th	Total	Finish	Money
1973	80				80	W/D	

Rogers, Bill (71.87)

Year	1st	2nd	3rd	4th	Total	Finish	Money
1975	73	72			145	CUT	
1976	71	72	77	68	288	T75	
1978	76	69			145	CUT	
1979	73	73	69	71	286	T30	\$2,484.00
1981	70	72	69	73	284	T22	3,840.00
1982	69	69	67	69	274	T9	11,200.00
1985	77	74			151	CUT	
1986	74	69	75	70	288	T41	2,100.00
1987	75	70	73	77	295	T71	1,182.00

Total \$20,806.00

Individual Player Records

Rollins, John (71.83)

Year	1st	2nd	3rd	4th	Total	Finish	Money
2000	79	74			153	CUT	
2002	67	75	72	71	285	T50	\$8,442.00
2003	70	67	67	67	271	2	540,000.00
2004	72	66	74	73	285	T55	11,865.00
2005	68	74	72	79	293	T63	12,190.00
2006	75	68	69	75	287	T42	20,125.00
2007	71	71	70	71	283	T54	15,890.00
2008	72	72			144	CUT	
2009	71	73	73	76	293	T73	14,400.00
2010	76	70			146	CUT	
2011	67	72			139	CUT	
2012	72	69	74	72	287	T54	18,000.00
2013	73	78			151	CUT	

Total \$640,912.00

Romero, Andres (71.26)

Year	1st	2nd	3rd	4th	Total	Finish	Money
2008	72	68	77	68	285	T55	\$15,680.00
2010	73	69	70	72	284	T52	17,587.50
2011	72	66	70		208	T64	16,800.00
2012	79	69			148	CUT	
2013	73	75			148	CUT	
2014	72	70	68	71	281	T38	32,000.00

Total \$82,067.50

Romero, Eduardo (75.50)

Year	1st	2nd	3rd	4th	Total	Finish	Money
1986	76	75			151	CUT	

Rosburg, Bob (72.07)

Year	1st	2nd	3rd	4th	Total	Finish	Money
1967	76	73			149	CUT	
1968	73	73			146	CUT	
1971	71	69	71	71	282	T19	\$3,000.00
1972	69	71	71	68	279	T9	6,250.00
1973	73				73	W/D	
1974	74	78			152	CUT	

Total \$9,250.00

Rose, Clarence (71.25)

Year	1st	2nd	3rd	4th	Total	Finish	Money
1982	68	71	70	71	280	T35	\$1,888.57
1983	76	74			150	CUT	
1984	73	72			145	CUT	
1985	70	66	70	77	283	T12	8,937.50
1986	78	71			149	CUT	
1988	72	71	71	69	283	T18	9,128.00
1989	72	69	67	70	278	T3	58,000.00
1990	68	72	73	69	282	T33	5,525.00
1996	74	69	76	72	291	T69	2,388.00
1997	69	69	70	69	277	T6	50,250.00
1998	72	75			147	CUT	

Total \$136,117.07

Rose, Justin (70.10)

Year	1st	2nd	3rd	4th	Total	Finish	Money
2005	74	68	76	74	292	T61	\$12,477.50
2006	71	73			144	CUT	
2007	70	68	70	68	276	T14	126,000.00
2009	73	72	69	72	286	T41	27,750.00
2010	72	69	65	72	278	T15	116,250.00
2011	67	65	67		199	T6	259,000.00
2012	67	72	79	68	286	T46	21,080.00
2013	68	68	70	68	274	T2	528,000.00
2014	68	70	70	72	280	T30	46,500.00
2015	77	65	63	70	275	T16	127,875.00
2016	73	70	70	71	284	T31	45,220.00

Total \$1,310,152.50

Ross, John (73.50)

Year	1st	2nd	3rd	4th	Total	Finish	Money
1992	72	75			147	CUT	

Rouse, Dennis (74.50)

Year	1st	2nd	3rd	4th	Total	Finish	Money
1971	74	75			149	CUT	

Rousseau, Bobby (78.00)

Year	1st	2nd	3rd	4th	Total	Finish	Money
1972	78	78			156	CUT	

Roy, Jim (77.00)

Year	1st	2nd	3rd	4th	Total	Finish	Money
1983	77	77			154	CUT	

Royer, Hugh (70.63)

Year	1st	2nd	3rd	4th	Total	Finish	Money
1970	67	71	72	70	280	T17	\$3,125.00
1971	70	70	73	72	285	T36	1,143.00

Total \$4,268.00

Royer III, Hugh (71.89)

Year	1st	2nd	3rd	4th	Total	Finish	Money
1996	74	74			148	CUT	
1997	73	70	73	73	289	T54	\$3,360.00
1998	68	72	70		210	T12	35,280.00

Total \$38,640.00

Rudolph, Craig (75.00)

Year	1st	2nd	3rd	4th	Total	Finish	Money
1991	73	77			150	CUT	

Rudolph, Mason (71.34)

Year	1st	2nd	3rd	4th	Total	Finish	Money
1967	66	68	75	71	280	T12	\$4,937.50
1968	72	76			148	CUT	
1969	72	75			147	CUT	
1970	71	69	69	74	283	T35	1,270.83
1971	71	73	70	65	279	T6	8,125.00
1972	69	73	71	75	288	T49	460.00
1973	69	69	72	69	279	T19	2,515.62
1974	68	71	71	71	281	T21	2,375.00
1975	72	71	72	72	287	T49	615.00
1976	74	71			145	CUT	
1977	72	78			150	CUT	
1978	71	73			144	CUT	

Total \$20,298.95

Rummells, Dave (74.00)

Year	1st	2nd	3rd	4th	Total	Finish	Money
1986	76	69	74	77	296	T74	\$1,146.00

Total \$1,146.00

Rusnak, Gary (73.00)

Year	1st	2nd	3rd	4th	Total	Finish	Money
1996	71	75			146	CUT	

Rymer, Charlie (72.80)

Year	1st	2nd	3rd	4th	Total	Finish	Money
1995	71	69	74	75	289	T48	\$3,204.00
1996	77	76			153	CUT	
1997	70	75	71	70	286	T38	6,450.00

Total \$9,654.00

Individual Player Records

Sabbatini, Rory (70.68)

Year	1st	2nd	3rd	4th	Total	Finish	Money
1999	75	78			153	CUT	
2001	71	74			145	CUT	
2003	71	71	73	69	284	T43	\$16,033.33
2004	69	68	65	70	272	T2	462,000.00
2005	79				79	W/D	
2006	71	74			145	CUT	
2007	63	71	69	68	271	3	476,000.00
2008	70	70	72	69	281	T24	55,400.00
2009	76	73			149	CUT	
2010	68	74	69	64	275	T5	263,437.50
2011	68	66	68		202	T18	100,800.00
2012	75	74			149	CUT	
2013	71	67	71	68	277	T13	160,000.00
2014	76	75			151	CUT	
2015	71	70	67	69	277	T24	66,825.00

Total \$1,600,495.83

Sabo, Ed (72.38)

Year	1st	2nd	3rd	4th	Total	Finish	Money
1977	80	71			151	CUT	
1978	67	68	74	72	281	T23	\$2,480.00
1979	72	74	71	70	287	T35	1,930.00
1981	75	73			148	CUT	
1983	74				74	W/D	

Total \$4,410.00

Sadakata, Akio (72.50)

Year	1st	2nd	3rd	4th	Total	Finish	Money
2003	75	70			145	CUT	

San Filippo, Mike (75.25)

Year	1st	2nd	3rd	4th	Total	Finish	Money
1986	74	73			147	CUT	
1987	76	78			154	CUT	

Sandelin, Jarmo (75.50)

Year	1st	2nd	3rd	4th	Total	Finish	Money
1996	78	73			151	CUT	

Sander, Bill (74.63)

Year	1st	2nd	3rd	4th	Total	Finish	Money
1978	77	75			152	CUT	
1979	71	76			147	CUT	
1982	74				74	DQ	
1984	73	74			147	CUT	
1985	74	77			151	CUT	
1986	71	77			148	CUT	
1987	72	79			151	CUT	
1988	72	74			146	CUT	
1989	72	72			144	CUT	
1992	78	80			158	CUT	

Sanders, Doug (71.83)

Year	1st	2nd	3rd	4th	Total	Finish	Money
1967	69	68	69	71	277	6	\$9,500.00
1968	69	70	74	70	283	T32	1,531.25
1969	73	71	68	72	284	T25	1,887.50
1970	74	69	68	72	283	T35	1,270.83
1971	68	73	72	71	284	T31	1,505.00
1972	69	71	74	66	280	T12	4,833.34
1975	73	73			146	CUT	
1979	77	75			152	CUT	
1980	77	72			149	CUT	
1981	75	73			148	CUT	
1982	74	72			146	CUT	
1983	77	77			154	CUT	

Total \$20,527.92

Sanders, Jeff (74.00)

Year	1st	2nd	3rd	4th	Total	Finish	Money
1982	73	71			144	CUT	
1983	76	73			149	CUT	
1985	75	76			151	CUT	

Sanders, Monte (75.75)

Year	1st	2nd	3rd	4th	Total	Finish	Money
1968	78	76			154	CUT	
1976	72	77			149	CUT	

Sanges, John (76.00)

Year	1st	2nd	3rd	4th	Total	Finish	Money
1997	76	76			152	CUT	

Sanudo, Cesar (73.29)

Year	1st	2nd	3rd	4th	Total	Finish	Money
1971	72	77			149	CUT	
1972	73	72	70	76	291	T59	\$416.67
1978	75	72			147	CUT	
1979	72	74	79	66	291	T57	888.00
1981	76	72			148	CUT	

Total \$1,304.67

Saraceno, Tony (79.50)

Year	1st	2nd	3rd	4th	Total	Finish	Money
1987	78	81			159	CUT	

Sarazen, Gene (77.67)

Year	1st	2nd	3rd	4th	Total	Finish	Money
1967	76				76	W/D	
1970	78	79			157	CUT	

Sasaki, Hisayuki (71.25)

Year	1st	2nd	3rd	4th	Total	Finish	Money
1996	71	74	70	70	285	T24	\$9,497.15

Total \$9,497.15

Sauers, Gene (72.38)

Year	1st	2nd	3rd	4th	Total	Finish	Money
1985	72	71	69	75	287	T36	\$2,304.00
1986	75	72			147	CUT	
1988	77	71			148	CUT	
1990	69	71	70	67	277	T11	24,000.00
1992	72	73	65	70	280	T14	16,500.00
1993	79				79	W/D	
1994	74	75			149	CUT	
1997	74	69	73	82	298	T80	2,685.00
1998	72				72	W/D	

Total \$45,489.00

Scally, Chuck (73.50)

Year	1st	2nd	3rd	4th	Total	Finish	Money
1972	69	75	77	73	294	T67	\$416.66

Total \$416.66

Schaare, Mark (74.50)

Year	1st	2nd	3rd	4th	Total	Finish	Money
1998	76	73			149	CUT	

Schall, Ken (74.00)

Year	1st	2nd	3rd	4th	Total	Finish	Money
1991	77	71			148	CUT	

Individual Player Records

Scherrer, Tom (71.92)

Year	1st	2nd	3rd	4th	Total	Finish	Money
1996	72	74			146	CUT	
1999	74	71	68	71	284	T35	\$12,062.50
2000	74	70	72	72	288	T42	9,420.00
2002	72	73			145	CUT	

Total \$21,482.50

Schiene, Marty (74.50)

Year	1st	2nd	3rd	4th	Total	Finish	Money
1993	75	74			149	CUT	

Schiller, Evan (78.50)

Year	1st	2nd	3rd	4th	Total	Finish	Money
1986	83	75			158	CUT	
1987	77	79			156	CUT	

Schlee, John (72.90)

Year	1st	2nd	3rd	4th	Total	Finish	Money
1967	67	73	78		218	W/D	
1968	75	71			146	CUT	
1969	74	73			147	CUT	
1970	73	70	73	74	290	T73	\$312.50
1972	69	71	77	75	292	T63	416.67
1973	70	74			144	CUT	
1975	77				77	W/D	
1976	75	69			144	CUT	

Total \$729.17

Schlicht, Ralph (74.50)

Year	1st	2nd	3rd	4th	Total	Finish	Money
1973	77	72			149	CUT	

Schoener, Bob (74.00)

Year	1st	2nd	3rd	4th	Total	Finish	Money
1970	77	71			148	CUT	

Schreyer, Dave (74.50)

Year	1st	2nd	3rd	4th	Total	Finish	Money
1992	74	71	75	78	298	T72	\$1,960.00

Total \$1,960.00

Schroeder, John (72.15)

Year	1st	2nd	3rd	4th	Total	Finish	Money
1970	69	68	71	70	278	T6	\$6,910.71
1971	77	74			151	CUT	
1972	74	73			147	CUT	
1973	70	74			144	CUT	
1974	71	72	72	67	282	T26	1,701.45
1977	75	70	73	75	293	T66	400.00
1978	71	72	73	74	290	T65	510.00
1979	75	72			147	CUT	
1980	68	76			144	CUT	
1981	74	69	69	72	284	T22	3,840.00
1982	71	75			146	CUT	
1995	75	72			147	CUT	

Total \$13,362.16

Schuchart, Mike (77.00)

Year	1st	2nd	3rd	4th	Total	Finish	Money
1990	71	73			144	CUT	
1993	79	85			164	CUT	

Schulz, Ted (72.54)

Year	1st	2nd	3rd	4th	Total	Finish	Money
1987	77	68	74	72	291	T58	\$1,314.00
1989	70	69	70	75	284	T23	8,428.57
1990	71	68	70	76	285	T50	2,348.88
1991	74	72			146	CUT	
1992	67	73	72	74	286	T39	4,000.00
1993	76	71	73	71	291	T38	4,200.00
1994	75	76			151	CUT	
1995	76	76			152	CUT	

Total \$20,291.45

Schwab, Pat (71.75)

Year	1st	2nd	3rd	4th	Total	Finish	Money
1967	70	72	69	72	283	T22	\$2,337.50
1968	70	69	70	73	282	T23	2,034.72
1969	75	75			150	CUT	
1972	75	71			146	CUT	

Total \$4,372.22

Schwarzrock, Brent (73.75)

Year	1st	2nd	3rd	4th	Total	Finish	Money
2001	71	73	78	73	295	T77	\$6,475.00

Total \$6,475.00

Schwartzel, Charl (70.78)

Year	1st	2nd	3rd	4th	Total	Finish	Money
2012	71	69	69	74	283	T24	\$56,700.00
2013	68	67	74	71	280	T25	58,500.00
2014	69	70	71	70	280	T30	46,500.00
2015	72	72			144	CUT	
2016	73	71	67	76	287	T53	19,404.28

Total \$181,104.28

Schwartz, Dick (73.50)

Year	1st	2nd	3rd	4th	Total	Finish	Money
1968	77	70			147	CUT	

Scott, Adam (70.40)

Year	1st	2nd	3rd	4th	Total	Finish	Money
2002	72	71	77	72	292	T79	\$6,265.00
2004	71	70	72	69	282	T32	26,670.00
2006	65	72	69	70	276	2	621,000.00
2007	67	69	72	68	276	T14	126,000.00
2008	68	82			150	CUT	
2009	75	72	72	70	289	T58	16,425.00
2010	66	71	68	71	276	T9	202,500.00
2011	66	67	76		209	T67	16,320.00
2012	70	69	74	75	288	62	17,280.00
2013	69	66	72	66	273	1	1,440,000.00
2014	69	65	75	68	277	T15	132,000.00
2015	71	73			144	CUT	
2016	69	72	65	71	277	T4	351,333.33

Total \$2,955,793.33

Seligman, Robert (75.25)

Year	1st	2nd	3rd	4th	Total	Finish	Money
1981	74	71	78	78	301	T71	\$788.00

Total \$788.00

Individual Player Records

Senden, John (70.83)

Year	1st	2nd	3rd	4th	Total	Finish	Money
2002	74	72			146	CUT	
2003	73	68	73	70	284	T43	\$16,033.34
2004	70	68	71	74	283	T42	15,807.27
2005	69	67	72	73	281	T7	173,218.75
2006	73	68	69	73	283	T18	69,985.71
2007	75	71			146	CUT	
2008	71	70	72	69	282	T31	39,700.00
2009	72	73	71	74	290	T64	15,750.00
2010	67	69	70	72	278	T15	116,250.00
2011	72	67			139	CUT	
2012	68	68	72	74	282	T19	96,960.00
2013	71	71	71	75	288	T62	17,120.00
2014	68	71	74	66	279	T22	70,200.00
2015	69	70	74	67	280	T45	24,156.00
2016	70	71	75	68	284	T31	45,220.00

Total \$700,401.07

Senior, Peter (71.75)

Year	1st	2nd	3rd	4th	Total	Finish	Money
1988	69	75	72	71	287	T36	\$3,084.25

Total \$3,084.25

Shankland, Craig (76.33)

Year	1st	2nd	3rd	4th	Total	Finish	Money
1970	74	76			150	CUT	
1975	78	74			152	CUT	
1978	76	80			156	CUT	

Shave, Jr., Bob (74.50)

Year	1st	2nd	3rd	4th	Total	Finish	Money
1967	73	76			149	CUT	

Shaw, Bob (76.50)

Year	1st	2nd	3rd	4th	Total	Finish	Money
1969	75	78			153	CUT	

Shaw, Tom (72.79)

Year	1st	2nd	3rd	4th	Total	Finish	Money
1968	75	76			151	CUT	
1969	70	71	71	73	285	T31	\$1,428.12
1970	71	78			149	CUT	
1971	76	77			153	CUT	
1972	71	71	78	74	294	T67	416.66
1973	74	74			148	CUT	
1974	74	76			150	CUT	
1975	72	71	67	67	277	T6	8,125.00
1976	70	74			144	CUT	
1977	70	74	71	78	293	T66	400.00
1980	77	73			150	CUT	
1982	70	69	69	73	281	T42	1,400.00

Total \$11,769.78

Shea, Mike (72.50)

Year	1st	2nd	3rd	4th	Total	Finish	Money
1978	70	75			145	CUT	

Shearer, Bob (72.00)

Year	1st	2nd	3rd	4th	Total	Finish	Money
1977	72	73	69	72	286	T35	\$1,385.62
1978	69	72	70	75	286	T49	730.00
1979	72	72	72	74	290	T50	950.86
1981	75	71	75	75	296	T66	824.00
1982	71	70	70	72	283	T57	880.00
1983	73	72	76	70	291	T56	990.00
1984	71	69	69	75	284	T36	2,354.80

Total \$8,115.28

Sheehan, Patrick (72.19)

Year	1st	2nd	3rd	4th	Total	Finish	Money
2003	71	72			143	CUT	
2004	71	69	76	78	294	82	\$9,240.00
2005	69	75	75	74	293	T63	12,190.00
2006	72	72			144	CUT	
2008	69	70	70	72	281	T24	55,400.00

Total \$76,830.00

Sheff, David (71.75)

Year	1st	2nd	3rd	4th	Total	Finish	Money
1976	71	72	72	72	287	T69	\$152.50

Total \$152.50

Shields, Robert (74.50)

Year	1st	2nd	3rd	4th	Total	Finish	Money
1967	77	72			149	CUT	

Shifflett, Tim (78.00)

Year	1st	2nd	3rd	4th	Total	Finish	Money
1994	76	80			156	CUT	

Shirey, Jr., Don (73.13)

Year	1st	2nd	3rd	4th	Total	Finish	Money
1987	76	72			148	CUT	
1989	71	71	76	74	292	T58	\$2,220.00
1990	74	71			145	CUT	

Total \$2,220.00

Short, Jr., Wes (75.00)

Year	1st	2nd	3rd	4th	Total	Finish	Money
2005	80				80	W/D	
2006	72	68	77	78	295	T75	\$10,867.50

Total \$10,867.50

Sieckmann, Tom (74.20)

Year	1st	2nd	3rd	4th	Total	Finish	Money
1985	76	75			151	CUT	
1986	65	69	75	77	286	T33	\$3,390.00
1987	74	76			150	CUT	
1988	78	75			153	CUT	
1989	64	70	79	80	293	61	2,180.00
1991	73	72			145	CUT	
1993	77	77			154	CUT	
1994	73	79			152	CUT	

Total \$5,570.00

Sifford, Charles (71.43)

Year	1st	2nd	3rd	4th	Total	Finish	Money
1967	71	67	72	75	285	T30	\$1,625.00
1968	69	69	72	74	284	T38	1,170.00
1969	72	74			146	CUT	
1970	73	68	71	72	284	T41	835.71
1971	72	73	73	73	291	T66	333.33
1972	68	70	70	70	278	T7	7,687.50
1973	73	71			144	CUT	
1974	72	72	74	70	288	T59	493.75

Total \$12,145.29

Sifford, Curtis (73.19)

Year	1st	2nd	3rd	4th	Total	Finish	Money
1969	77	77			154	CUT	
1970	73	72			145	CUT	
1973	71	71	70	78	290	T68	\$393.50
1974	72	72	72	73	289	T63	450.00
1975	71	74			145	CUT	
1977	73	75			148	CUT	

Total \$843.50

Individual Player Records

Sikes, Dan (70.22)

Year	1st	2nd	3rd	4th	Total	Finish	Money
1967	72	62	70	69	273	2	\$30,000.00
1968	65	70	70	68	273	T2	20,416.67
1969	71	67	70	69	277	3	17,750.00
1970	70	70	69	71	280	T17	3,125.00
1971	77	71			148	CUT	
1972	71	69	72	73	285	T32	1,425.00
1973	70	65	67	71	273	T3	14,750.00
1974	68	71	72	70	281	T21	2,375.00
1975	72	71	69	66	278	T9	6,000.00
1976	70	69	70	68	277	T5	8,793.75
1977	73	67	69	72	281	T16	4,350.00
1978	70	71	70	71	282	T29	1,907.50
1979	77	77			154	CUT	
1980	73	76			149	CUT	

Total \$110,892.92

Sikes, R.H. (71.77)

Year	1st	2nd	3rd	4th	Total	Finish	Money
1967	72	68	76	66	282	T18	\$3,375.00
1968	71	68	74	66	279	T14	4,250.00
1969	69	74	71	69	283	T14	3,277.28
1970	73	73			146	CUT	
1971	68	73	69	74	284	T31	1,505.00
1972	78	79			157	CUT	
1981	73	75			148	CUT	

Total \$12,407.28

Sills, Tony (73.29)

Year	1st	2nd	3rd	4th	Total	Finish	Money
1983	75	73			148	CUT	
1984	72	73			145	CUT	
1985	70	71	71	70	282	T10	\$13,000.00
1988	79	73			152	CUT	
1989	74	74			148	CUT	
1995	74	77			151	CUT	

Total \$13,000.00

Silva, Tom (73.50)

Year	1st	2nd	3rd	4th	Total	Finish	Money
1990	72	75			147	CUT	

Silveira, Larry (73.71)

Year	1st	2nd	3rd	4th	Total	Finish	Money
1989	68	72	75	79	294	62	\$2,160.00
1990	74	71			145	CUT	
1992	72	71	70	75	288	T50	2,362.50
1994	76	79			155	CUT	
1997	80	70			150	CUT	

Total \$4,522.50

Silvestrone, Art, Jr (77.50)

Year	1st	2nd	3rd	4th	Total	Finish	Money
1981	77	78			155	CUT	

Silvestrone, Sal (85.50)

Year	1st	2nd	3rd	4th	Total	Finish	Money
1995	86	85			171	CUT	

Sim, Michael (70.50)

Year	1st	2nd	3rd	4th	Total	Finish	Money
2010	69	70	71	72	282	T36	\$30,784.09

Total \$30,784.09

Simons, Jim (71.76)

Year	1st	2nd	3rd	4th	Total	Finish	Money
1972	69	66	79	72	286	T38	\$1,083.33
1973	72	72			144	CUT	
1975	73	70	73	70	286	T45	750.00
1976	69	70	71	72	282	T40	1,080.00
1977	72	74			146	CUT	
1978	69	73	77	69	288	T60	592.50
1979	74	70	70	71	285	T23	3,371.43
1980	74	72			146	CUT	
1981	72	73	70	68	283	T16	5,800.00
1982	69	69	69	73	280	T35	1,888.57
1983	77	75			152	CUT	
1984	69	76			145	CUT	
1986	68	75	77	71	291	T64	1,254.00

Total \$15,819.83

Simpson, Scott (71.75)

Year	1st	2nd	3rd	4th	Total	Finish	Money
1979	70	68	70	71	279	T4	\$17,600.00
1980	73	74			147	CUT	
1981	76	69	71	76	292	T59	880.00
1982	70	70	73	67	280	T35	1,888.58
1983	74	73	71	73	291	T56	990.00
1984	66	68	70	65	269	1	90,000.00
1985	74	71	71	75	291	T53	1,157.50
1986	71	67	70	67	275	T3	34,800.00
1987	71	74	68	73	286	T35	2,832.86
1988	71	69	71	71	282	T12	13,300.00
1989	71	68	71	74	284	T23	8,428.57
1992	78				78	W/D	
1993	74	73	76	71	294	T55	2,260.00
1996	77	71			148	CUT	
1998	73	70	73		216	T54	4,032.00
1999	79	80			159	CUT	
2002	74	73			147	CUT	

Total \$178,169.51

Simpson, Tim (71.93)

Year	1st	2nd	3rd	4th	Total	Finish	Money
1977	72	72	73	76	293	T66	\$400.00
1978	73	66	73	71	283	T35	1,511.25
1979	74	76			150	CUT	
1981	69	69	72	72	282	T12	8,100.00
1982	71	69	68	73	281	T42	1,400.00
1983	73	73	75	70	291	T56	990.00
1984	67	73	74	70	284	T36	2,354.80
1985	70	73	69	74	286	T30	3,037.67
1986	75	72			147	CUT	
1988	70	74	70	69	283	T18	9,128.00
1997	71	71	77	78	297	T79	2,730.00

Total \$29,651.72

Simpson, Webb (70.07)

Year	1st	2nd	3rd	4th	Total	Finish	Money
2009	66	68	72	72	278	8	\$232,500.00
2010	72	65	72	73	282	T36	30,784.09
2011	71	66	63		200	T10	200,000.00
2012	71	73			144	CUT	
2013	67	66	74	71	278	T15	132,000.00
2014	74	72			146	CUT	
2015	71	68	73	66	278	T30	46,933.34
2016	72	73	71	70	286	T48	21,624.00

Total \$663,841.43

Individual Player Records

Sindelar, Joey (71.46)

Year	1st	2nd	3rd	4th	Total	Finish	Money
1984	70	71	71	69	281	T21	\$5,400.00
1985	71	70	66	76	283	T12	8,937.50
1986	78	67	74	72	291	T64	1,254.00
1988	67	73	76	70	286	T30	4,252.67
1989	70	70	73	70	283	T18	13,040.00
1990	72	73			145	CUT	
1991	72	69	78	68	287	T53	2,315.00
1992	70	74	70	75	289	T58	2,220.00
1993	78	73			151	CUT	
1994	72	73			145	CUT	
1995	75	73			148	CUT	
1996	76	68	67	75	286	T31	6,520.00
1997	73	72	71	74	290	T63	3,165.00
1998	74	71	66		211	T17	23,554.29
1999	71	72	72	75	290	71	4,950.00
2000	68	68	71	72	279	T5	101,700.00
2001	74				74	W/D	
2002	72	71	68	72	283	T39	13,650.00
2003	66	69	70	68	273	3	340,000.00
2004	68	72	70	72	282	T32	26,670.00
2005	76	71			147	CUT	
2006	68	68	73	75	284	T25	45,856.25

Total \$603,484.71

Singh, Vijay (70.37)

Year	1st	2nd	3rd	4th	Total	Finish	Money
1993	72	68	74	66	280	1	\$180,000.00
1994	74				74	W/D	
1995	70	69	67	72	278	1	216,000.00
1996	77	67	69	71	284	T20	13,980.00
1997	67	73	69	72	281	T12	29,400.00
1998	71	70	71		212	T24	13,927.50
1999	75	69	67	68	279	T5	84,750.00
2000	70	71	74	70	285	T24	24,900.00
2001	67	70	70	67	274	T6	121,625.00
2002	75	70			145	CUT	
2003	70	68	71	69	278	T18	67,500.00
2004	63	70	71	70	274	T4	217,000.00
2005	68	71	69	73	281	T7	173,218.75
2006	70	64	72	68	274	1	1,035,000.00
2007	75	71			146	CUT	
2008	70	70	66	70	276	1	1,260,000.00
2009	75	75			150	CUT	
2010	69	75			144	CUT	
2011	65	64	68		197	T3	464,000.00
2012	68	67	76	75	286	T46	21,080.00
2014	69	73	71	76	289	T68	16,240.00
2015	70	70	72	73	285	T66	17,077.50
2016	72	70	74	71	287	T53	19,404.29

Total \$3,975,103.04

Sisk, Geoffrey (75.50)

Year	1st	2nd	3rd	4th	Total	Finish	Money
1999	77	74			151	CUT	

Skinner, Sonny (73.82)

Year	1st	2nd	3rd	4th	Total	Finish	Money
1990	70	73	77	71	291	T82	\$1,740.00
1992	77	75			152	CUT	
1997	70	75	75	74	294	T76	2,805.00
1998	75				75	W/D	

Total \$4,545.00

Slocum, Heath (70.79)

Year	1st	2nd	3rd	4th	Total	Finish	Money
2002	75	75			150	CUT	
2003	73	68	76	70	287	T58	\$11,050.00
2005	74	71	72	73	290	T51	13,531.67
2007	66	73	67	70	276	T14	126,000.00
2008	73	71			144	CUT	
2009	66	72	70	67	275	1	1,350,000.00
2010	67	71	70	68	276	T9	202,500.00
2011	70	69			139	CUT	
2012	74	71			145	CUT	

Total \$1,703,081.67

Sluman, Jeff (71.67)

Year	1st	2nd	3rd	4th	Total	Finish	Money
1983	72	72	71	71	286	T25	\$3,435.00
1985	72	73	75	69	289	T44	1,554.00
1986	75	67	76	70	288	T41	2,100.00
1987	71	76			147	CUT	
1988	74	70	68	69	281	T10	18,200.00
1989	72	69	70	75	286	T32	5,787.50
1990	71	72	68	68	279	T14	16,500.00
1991	74	68	74	69	285	T41	3,315.56
1992	68	80			148	CUT	
1993	73	72	71	79	295	T60	2,180.00
1994	74	74			148	CUT	
1996	70	72	70	73	285	T24	9,497.14
1997	70	70	71	72	283	T21	15,000.00
1998	74				74	W/D	
2002	74	71			145	CUT	
2003	72	71			143	CUT	
2004	69	69			138	DQ	
2005	71	74	74	75	294	T66	11,845.00
2006	69	69	72	68	278	T5	201,968.75

Total \$291,382.95

Small, Mike (75.50)

Year	1st	2nd	3rd	4th	Total	Finish	Money
1998	77	74			151	CUT	

Small, Terry (72.50)

Year	1st	2nd	3rd	4th	Total	Finish	Money
1973	72	73			145	CUT	

Smith, Bob (71.71)

Year	1st	2nd	3rd	4th	Total	Finish	Money
1968	72	71	73	72	288	T60	
1969	72	73	72	69	286	T39	\$1,087.50
1970	76	75			151	CUT	
1971	68	68	75	75	286	T44	705.00
1972	68	75	73	72	288	T49	460.00
1973	69	70	71	66	276	T9	6,250.00
1974	74	71			145	CUT	
1975	72	70	69	75	286	T45	750.00
1976	73	72			145	CUT	
1977	71	74	71	71	287	T43	960.00
1979	72	72	71	72	287	T35	1,930.00
1981	70	74	72	71	287	T33	2,260.00

Total \$14,402.50

Individual Player Records

Smith, Chris (71.55)

Year	1st	2nd	3rd	4th	Total	Finish	Money
1996	74	70	77	73	294	81	\$2,136.00
1998	77	69	72		218	T68	3,618.00
1999	73	70	70	73	286	T46	6,587.50
2001	72	70	69	69	280	T16	56,000.00
2002	66	69	67	70	272	1	630,000.00
2003	78	65			143	CUT	
2004	71	70	70	78	289	T71	10,237.50
2005	72	74			146	CUT	
2006	74	73			147	CUT	

Total \$708,579.00

Smith, Ivan (75.00)

Year	1st	2nd	3rd	4th	Total	Finish	Money
1985	74	76			150	CUT	

Smith, Jerry (72.33)

Year	1st	2nd	3rd	4th	Total	Finish	Money
2000	69	72	72	77	290	T54	\$6,900.00
2001	77	66	74	71	288	T56	7,770.00
2002	73	72			145	CUT	
2006	73	72			145	CUT	

Total \$14,670.00

Smith, Mike (72.03)

Year	1st	2nd	3rd	4th	Total	Finish	Money
1980	74	70			144	CUT	
1981	73	75			148	CUT	
1984	72	71	72	70	285	T41	\$1,850.00
1985	72	69	72	70	283	T12	8,937.50
1986	74	71	71	73	289	T48	1,477.50
1987	77	74			151	CUT	
1990	71	77			148	CUT	
1991	75				75	W/D	
1992	73	69	67	70	279	T9	25,000.00
1993	72	73	69	68	282	T5	38,000.00
1995	72	73	74	74	293	T65	2,460.00

Total \$77,725.00

Smith, Ron (73.50)

Year	1st	2nd	3rd	4th	Total	Finish	Money
1974	72	70	76	76	294	72	

Smith, Stuart (73.50)

Year	1st	2nd	3rd	4th	Total	Finish	Money
1985	70	77			147	CUT	

Smith, Taylor (73.17)

Year	1st	2nd	3rd	4th	Total	Finish	Money
1996	71	70	74	71	286	T31	\$6,520.00
1997	76	77			153	CUT	

Total \$6,520.00

Snead, J.C. (71.08)

Year	1st	2nd	3rd	4th	Total	Finish	Money
1969	76	76			152	CUT	
1971	75	75			150	CUT	
1972	75	71			146	CUT	
1973	74	67	72	66	279	T19	\$2,515.63
1974	73	66	72	70	281	T21	2,375.00
1975	75	77			152	CUT	
1976	70	72	67	71	280	T23	2,286.00
1977	72	69	74	71	286	T35	1,385.63
1978	72	70	69	75	286	T49	730.00
1979	73	68	71	69	281	T7	12,466.67
1980	68	73	76	69	286	T39	1,520.00
1981	74	65	67	74	280	T6	12,520.00
1982	67	70	69	67	273	T7	12,900.00
1983	72	73	77	68	290	T50	1,077.00
1984	72	72	70	72	286	T46	1,337.14
1985	70	68	72	71	281	T7	15,583.34
1986	71	73	70	73	287	T36	2,826.00
1987	71	70	65	70	276	1	108,000.00
1988	68	73	70	71	282	T12	13,300.00
1989	67	68	70	74	279	T5	35,125.00
1990	73	70	71	75	289	T76	1,850.00

Total \$227,797.41

Snead, Sam (71.88)

Year	1st	2nd	3rd	4th	Total	Finish	Money
1967	68	76	71	73	288	T47	\$179.17
1968	72	75			147	CUT	
1969	75	70	70	74	289	T53	476.19
1970	70	73	71	68	282	T28	1,635.72
1971	71	70	68	68	277	T4	11,000.00
1973	71	72	71	71	285	T49	615.00
1974	73	71	71	70	285	T44	825.00
1975	73	75			148	CUT	
1977	74	72			146	CUT	
1979	76	70	77	74	297	74	768.00

Total \$15,499.08

Snedeker, Brandt (70.67)

Year	1st	2nd	3rd	4th	Total	Finish	Money
2004	72				72	CUT	
2007	72	73			145	CUT	
2008	71	71	73	74	289	T68	\$14,210.00
2009	72	75	67	66	280	T12	157,500.00
2010	67	77			144	CUT	
2011	70	66	61		197	T3	464,000.00
2012	70	69	68	70	277	2	864,000.00
2013	72	71			143	CUT	
2014	70	74			144	CUT	
2015	71	72			143	CUT	
2016	70	73	70	73	286	T48	21,624.00

Total \$1,521,334.00

Snead, Ed (72.30)

Year	1st	2nd	3rd	4th	Total	Finish	Money
1972	70	75	72	74	291	T59	\$416.67
1973	70	71	75	68	284	T44	775.00
1974	74	71			145	CUT	
1975	71	75			146	CUT	
1976	71	67	71	68	277	T5	8,793.75
1977	73	69	73	76	291	T60	562.50
1978	71	76			147	CUT	
1979	72	74	77	70	293	T64	824.00
1980	74	71			145	CUT	
1982	69	73			142	CUT	
1983	78				78	W/D	
1984	75	72			147	CUT	

Total \$11,371.92

Individual Player Records

Snodgrass, Terry (71.50)

Year	1st	2nd	3rd	4th	Total	Finish	Money
1985	71	70	71	74	286	T30	\$3,037.67

Total \$3,037.67

Snyder III, Joey (72.00)

Year	1st	2nd	3rd	4th	Total	Finish	Money
2005	74	71	73	70	288	T40	\$21,850.00

Total \$21,850.00

Soli, Mick (72.20)

Year	1st	2nd	3rd	4th	Total	Finish	Money
1982	72	70			142	CUT	
1983	75	73			148	CUT	
1984	72	73			145	CUT	
1985	69	73	72	73	287	T36	\$2,304.00

Total \$2,304.00

Souchak, Mike (74.75)

Year	1st	2nd	3rd	4th	Total	Finish	Money
1967	76	72			148	CUT	
1969	78	73			151	CUT	

Soulsby, Bruce (70.50)

Year	1st	2nd	3rd	4th	Total	Finish	Money
1987	72	71	70	69	282	T14	\$10,800.00

Total \$10,800.00

Spang, Mike (74.00)

Year	1st	2nd	3rd	4th	Total	Finish	Money
1972	75	73			148	CUT	

Spears, Rick (76.50)

Year	1st	2nd	3rd	4th	Total	Finish	Money
1983	77	76			153	CUT	

Spence, Craig (75.00)

Year	1st	2nd	3rd	4th	Total	Finish	Money
2000	77	73			150	CUT	
2001	73	77			150	CUT	

Spieth, Jordan (70.29)

Year	1st	2nd	3rd	4th	Total	Finish	Money
2013	70	68	68	73	279	T19	\$93,600.00
2014	70	70	72	67	279	T22	70,200.00
2015	74	73			147	CUT	
2016	71	67	72	69	279	T10	221,000.00

Total \$384,800.00

Sposa, Mike (71.67)

Year	1st	2nd	3rd	4th	Total	Finish	Money
1999	74	73			147	CUT	
2000	74				74	DQ	
2002	69	70	72	70	281	T25	\$25,593.75
2003	72	71			143	CUT	

Total \$25,593.75

Spradlin, Jack (76.29)

Year	1st	2nd	3rd	4th	Total	Finish	Money
1979	73	71	74	75	293	T64	\$824.00
1980	81				81	W/D	
1981	82				82	W/D	
1984	78				78	W/D	

Total \$824.00

Spray, Steve (74.75)

Year	1st	2nd	3rd	4th	Total	Finish	Money
1968	73	71	75	79	298	76	
1969	77	74			151	CUT	
1970	77	72			149	CUT	

Springer, Mike (74.64)

Year	1st	2nd	3rd	4th	Total	Finish	Money
1992	79	75			154	CUT	
1997	77	74			151	CUT	
1998	74	76			150	CUT	
1999	74	72			146	CUT	
2000	76				76	W/D	
2003	72	72			144	CUT	

Springer, Ronnie (76.00)

Year	1st	2nd	3rd	4th	Total	Finish	Money
1995	76	76			152	CUT	

Stadler, Craig (71.12)

Year	1st	2nd	3rd	4th	Total	Finish	Money
1977	73	79			152	CUT	
1978	74	69	73	74	290	T65	\$510.00
1979	74	79			153	CUT	
1980	70	71	71	75	287	T47	1,027.43
1981	69	68	68	72	277	T2	29,866.66
1982	71	67	71	68	277	T19	4,514.29
1983	71	66	73	68	278	T2	39,600.00
1984	68	71	72	69	280	T17	7,250.00
1985	71	71	71	70	283	T12	8,937.50
1988	71	73	71	70	285	T25	5,460.00
1989	66	74	68	75	283	T18	13,040.00
1990	67	71	68	70	276	T7	30,125.00
1991	68	70	73	71	282	T23	8,225.00
1992	72	67	71	69	279	T9	25,000.00
1994	71	74			145	CUT	
1995	70	72	71	69	282	T12	26,400.00
1998	72	70	68		210	T12	35,280.00
1999	76	77			153	CUT	
2000	71	69	74	77	291	T57	6,600.00
2002	72	72			144	CUT	

Total \$241,835.88

Stadler, Kevin (72.48)

Year	1st	2nd	3rd	4th	Total	Finish	Money
2005	84	77			161	CUT	
2007	78	75			153	CUT	
2009	76	74			150	CUT	
2010	74	74			148	CUT	
2011	68	70	70		208	T64	\$16,800.00
2012	72	69	65	75	281	T10	160,888.88
2013	64	73	76	71	284	T43	24,960.00
2014	74	67	70	71	282	T46	21,394.29

Total \$224,043.17

Stafford, Tim (74.00)

Year	1st	2nd	3rd	4th	Total	Finish	Money
1990	73	75			148	CUT	

Stallings, Scott (71.40)

Year	1st	2nd	3rd	4th	Total	Finish	Money
2011	68	72			140	CUT	
2012	72	70	71	70	283	T24	\$56,700.00
2013	75	71			146	CUT	
2014	72	73			145	CUT	

Total \$56,700.00

Standly, Mike (72.85)

Year	1st	2nd	3rd	4th	Total	Finish	Money
1991	75	75			150	CUT	
1992	73	74			147	CUT	
1993	74	70	72	72	288	T26	\$7,400.00
1996	76	75			151	CUT	
1998	69	75	67		211	T17	23,554.29

Total \$30,954.29

Individual Player Records

Stankowski, Paul (73.30)

Year	1st	2nd	3rd	4th	Total	Finish	Money
1994	77	70			147	CUT	
1995	76	77			153	CUT	
2000	73	73			146	CUT	
2002	73	71			144	CUT	
2004	73	70			143	CUT	

Stanley, Kyle (71.08)

Year	1st	2nd	3rd	4th	Total	Finish	Money
2011	68	66	69		203	T24	\$61,900.00
2012	71	73			144	CUT	
2013	70	67	76	72	285	T50	19,480.00
2016	75	70	74	73	292	T74	16,150.00

Total \$97,530.00

Stanton, Bob (71.56)

Year	1st	2nd	3rd	4th	Total	Finish	Money
1968	68	76	73	71	288	T60	
1969	73	77			150	CUT	
1970	70	72	69	71	282	T28	\$1,635.71
1974	73	68	71	71	283	T35	1,206.17
1975	73	69	72	71	285	T36	1,076.33

Total \$3,918.21

Staton, Kenneth (72.67)

Year	1st	2nd	3rd	4th	Total	Finish	Money
2002	74	67	73	73	287	T60	\$7,595.00
2003	74	75			149	CUT	

Total \$7,595.00

Steel, Iain (75.00)

Year	1st	2nd	3rd	4th	Total	Finish	Money
1998	75				75	W/D	

Steele, Brendan (71.14)

Year	1st	2nd	3rd	4th	Total	Finish	Money
2011	71	70			141	CUT	
2013	69	74			143	CUT	
2014	71	71	69	73	284	T57	\$17,840.00
2015	75	70			145	CUT	
2016	73	70	68	72	283	T22	72,722.22

Total \$90,562.22

Steelsmith, Jerry (74.50)

Year	1st	2nd	3rd	4th	Total	Finish	Money
1967	76	73			149	CUT	

Stefani, Shawn (70.67)

Year	1st	2nd	3rd	4th	Total	Finish	Money
2014	71	70	71	68	280	T30	\$46,500.00
2015	71	67	70	71	279	T39	33,000.00
2016	71	72	74	72	289	T64	17,765.00

Total \$97,265.00

Steffen, Doug (79.00)

Year	1st	2nd	3rd	4th	Total	Finish	Money
1994	80	78			158	CUT	

Steinberg, Jeff (75.00)

Year	1st	2nd	3rd	4th	Total	Finish	Money
1975	76	76			152	CUT	
1980	69	79			148	CUT	

Stenson, Henrik (70.58)

Year	1st	2nd	3rd	4th	Total	Finish	Money
2007	77	71			148	CUT	
2012	73	65	78	71	287	T54	\$18,000.00
2013	65	73	75	71	284	T43	24,960.00
2014	72	64	77	68	281	T38	32,000.00
2015	68	66	67	66	267	2	891,000.00
2016	74				74	W/D	

Total \$965,960.00

Stewart, Payne (71.48)

Year	1st	2nd	3rd	4th	Total	Finish	Money
1982	69	71	69	76	285	T67	\$816.00
1983	71	74	73	73	291	T56	990.00
1988	73	68	69	73	283	T18	9,128.00
1989	74				74	W/D	
1991	72	71	69	69	281	T17	13,533.34
1993	74	72	68	69	283	T7	31,166.67
1994	72	72	72	74	290	T65	2,508.00

Total \$58,142.01

Stewart, Ray (73.69)

Year	1st	2nd	3rd	4th	Total	Finish	Money
1987	80	72			152	CUT	
1988	74	79			153	CUT	
1989	68	81			149	CUT	
1990	70	69	75	76	290	T80	\$1,790.00
1991	72	73			145	CUT	
1995	73	72	73	72	290	T50	2,894.40

Total \$4,684.40

Stiles, Darron (72.50)

Year	1st	2nd	3rd	4th	Total	Finish	Money
2003	72	69	71	76	288	T62	\$10,650.00
2005	75	72			147	CUT	

Total \$10,650.00

Still, Ken (71.60)

Year	1st	2nd	3rd	4th	Total	Finish	Money
1967	73	67	71	73	284	T27	\$1,937.50
1968	71	68	68	73	280	T19	3,250.00
1969	73	73			146	CUT	
1970	75	71			146	CUT	
1971	66	75	72	69	282	T19	3,000.00
1972	71	68	74	67	280	T12	4,833.33
1973	69	71	73	76	289	T64	431.25
1974	70	69	68	70	277	T9	5,750.00
1975	71	73	66	74	284	T33	1,412.66
1976	71	71	71	70	283	T48	759.00
1977	78	82			160	CUT	
1978	72	74			146	CUT	
1979	75	75			150	CUT	

Total \$21,373.74

Stills, Adrian (73.75)

Year	1st	2nd	3rd	4th	Total	Finish	Money
1986	73	70	74	78	295	73	\$1,164.00

Total \$1,164.00

Individual Player Records

Stockton, Dave (71.65)

Year	1st	2nd	3rd	4th	Total	Finish	Money
1967	71	69	68	73	281	T16	\$4,125.00
1968	76	74			150	CUT	
1969	70	77			147	CUT	
1970	71	69	71	70	281	T23	2,110.00
1971	72	73	71	72	288	T54	333.34
1972	77	72			149	CUT	
1973	73	70	69	78	290	T68	393.50
1974	70	69	72	69	280	T16	3,500.00
1976	70	72	68	70	280	T23	2,286.00
1978	74	69	69	66	278	T5	9,930.00
1979	73	75			148	CUT	
1980	70	76			146	CUT	
1981	73	75			148	CUT	

Total \$22,677.84

Stockton, Jr., Dave (73.59)

Year	1st	2nd	3rd	4th	Total	Finish	Money
1994	72	70	71	76	289	T62	\$2,568.00
1996	75	72			147	CUT	
1998	77				77	W/D	
1999	77	73			150	CUT	
2000	74	68	74	76	292	T64	6,270.00
2001	77	72			149	CUT	
2003	73	74			147	CUT	

Total \$8,838.00

Stone, Bob (72.21)

Year	1st	2nd	3rd	4th	Total	Finish	Money
1968	74	69	73	71	287	T55	
1969	70	75	75	72	292	65	\$476.19
1971	68	69	71	75	283	T22	2,041.66
1972	72	77			149	CUT	

Total \$2,517.85

Strafaci, Tom (81.00)

Year	1st	2nd	3rd	4th	Total	Finish	Money
1967	81				81	W/D	

Strange, Allan (75.00)

Year	1st	2nd	3rd	4th	Total	Finish	Money
1981	73	77			150	CUT	

Strange, Curtis (71.69)

Year	1st	2nd	3rd	4th	Total	Finish	Money
1977	70	70	76	74	290	T56	\$637.50
1978	72	70	72	74	288	T60	592.50
1979	77	78			155	CUT	
1980	69	65	70	69	273	1	72,000.00
1981	73	74			147	CUT	
1982	70	67	70	69	276	T17	6,200.00
1983	72	69	70	74	285	T21	4,860.00
1984	71	70	71	70	282	T25	3,816.67
1985	73	73			146	CUT	
1989	72	65	74	71	282	T15	17,000.00
1991	72	73			145	CUT	
1993	72	77			149	CUT	
1999	76	70			146	CUT	
2000	78	69			147	CUT	

Total \$105,106.67

Straub, Austin (74.30)

Year	1st	2nd	3rd	4th	Total	Finish	Money
1976	76	73			149	CUT	
1977	75	76			151	CUT	
1978	75	75			150	CUT	
1979	71	75	73	74	293	T64	\$824.00

Total \$824.00

Streb, Robert (71.60)

Year	1st	2nd	3rd	4th	Total	Finish	Money
2014	73	73			146	CUT	
2015	68	68	70	73	279	T39	\$33,000.00
2016	71	73	71	76	291	T70	16,745.00

Total \$49,745.00

Streck, Ron (72.06)

Year	1st	2nd	3rd	4th	Total	Finish	Money
1977	70	71	75	71	287	T43	\$960.00
1978	72	75			147	CUT	
1979	76				76	W/D	
1980	72	67	72	75	286	T39	1,520.00
1981	72	69	66	73	280	T6	12,520.00
1982	72	72			144	CUT	
1983	73	72	72	66	283	T10	9,975.00
1984	73	70	71	73	287	T53	1,170.00
1986	75	72			147	CUT	
1987	74	73			147	CUT	
1990	74	76			150	CUT	

Total \$26,145.00

Strelman, Kevin (70.26)

Year	1st	2nd	3rd	4th	Total	Finish	Money
2008	67	70	68	72	277	T4	\$289,333.33
2009	68	78	69	74	289	T58	16,425.00
2010	72	63	71	68	274	T3	435,000.00
2011	69	66	69		204	T32	39,781.82
2012	69	72	76	72	289	T63	17,040.00
2013	70	68	68	73	279	T19	93,600.00
2014	75	67	69	71	282	T46	21,394.28
2015	70	71	70	71	282	T53	19,008.00
2016	74	70	69	74	287	T53	19,404.29

Total \$2,376,736.29

Stricker, Steve (69.90)

Year	1st	2nd	3rd	4th	Total	Finish	Money
1995	72	70	73	77	292	T60	\$2,592.00
2007	67	67	65	69	268	1	1,260,000.00
2008	68	64	77	71	280	T19	84,840.00
2009	69	70	68	69	276	T2	495,000.00
2010	70	70	68	66	274	T3	435,000.00
2011	69	68	66		203	T24	61,900.00
2012	69	71	73	74	287	T54	18,000.00
2016	74	70	69	74	287	T53	19,404.29

Total \$2,376,736.29

Stroud, Chris (70.63)

Year	1st	2nd	3rd	4th	Total	Finish	Money
2009	77				77	W/D	
2011	65	69	68		202	T18	\$100,800.00
2012	71	76			147	CUT	
2013	73	66	70	72	281	T33	44,200.00
2014	69	70	69	70	278	T19	104,000.00
2015	72	73			145	CUT	

Total \$249,000.00

Stuard, Brian (72.00)

Year	1st	2nd	3rd	4th	Total	Finish	Money
2013	72	75			147	CUT	
2014	73	70	73		216	T74	\$15,120.00
2016	71	73	68	73	285	T41	29,750.00

Total \$44,870.00

Stubblefield, Larry (71.50)

Year	1st	2nd	3rd	4th	Total	Finish	Money
1973	69	70	73	74	286	T54	\$543.84

Total \$543.84

Individual Player Records

Studer, Brent (74.50)

Year	1st	2nd	3rd	4th	Total	Finish	Money
1989	75	74			149	CUT	

Sugimoto, Hideyo (73.00)

Year	1st	2nd	3rd	4th	Total	Finish	Money
1968	72	74			146	CUT	

Sullivan, Chip (72.75)

Year	1st	2nd	3rd	4th	Total	Finish	Money
1997	71	74	71	75	291	T67	\$3,075.00

Total \$3,075.00

Sullivan, Mike (72.51)

Year	1st	2nd	3rd	4th	Total	Finish	Money
1978	70	73	77	69	289	T62	\$555.00
1979	79	76			155	CUT	
1980	69	67	72	70	278	T7	11,640.00
1981	76	75			151	CUT	
1983	73	72	75	78	298	81	801.00
1984	69	70	70	68	277	T8	15,000.00
1987	71	71	71	72	285	T28	3,904.28
1988	77	73			150	CUT	
1990	72	73			145	CUT	
1991	76	76			152	CUT	
1992	72	76			148	CUT	
1993	73	76			149	CUT	
1994	73	73			146	CUT	
1996	73	69	72	72	286	T31	6,520.00
1997	73	71	69	70	283	T21	15,000.00
1998	72	71	73		216	T54	4,032.00

Total \$57,452.28

Summerhays, Daniel (70.31)

Year	1st	2nd	3rd	4th	Total	Finish	Money
2012	74	73			147	CUT	
2013	70	69	69	70	278	T15	\$132,000.00
2014	68	72	72	70	282	T46	21,394.29
2015	67	70	68	66	271	T6	276,375.00
2016	76	71			147	CUT	

Total \$429,769.29

Sutherland, David (72.12)

Year	1st	2nd	3rd	4th	Total	Finish	Money
1991	67	72	73	78	290	T63	\$2,130.00
1997	76	73			149	CUT	
1998	68	75	70		213	T32	9,340.00
1999	73	66	68	73	280	T10	51,875.00
2000	74	75			149	CUT	
2003	73	72			145	CUT	

Total \$63,345.00

Sutherland, Kevin (70.86)

Year	1st	2nd	3rd	4th	Total	Finish	Money
1996	68	69	74	73	284	T20	\$13,980.00
1997	74	70	73	76	293	T72	2,895.00
1998	64	70	73		207	T7	58,050.00
1999	71	70	74	66	281	T18	33,750.00
2000	72	71	73	68	284	T19	36,360.00
2001	70	70	69	69	278	T11	84,000.00
2002	73	69	67	71	280	T18	42,600.00
2004	68	70	73	71	282	T32	26,670.00
2005	70	68	74	74	286	T22	48,012.50
2006	70	67	73	74	284	T25	45,856.25
2007	73	75			148	CUT	
2008	70	69	69	68	276	T2	616,000.00
2009	69	76	75	68	288	T52	17,400.00
2010	73	70			143	CUT	

Total \$1,025,573.75

Sutterfield, Brad (73.50)

Year	1st	2nd	3rd	4th	Total	Finish	Money
1997	75	72			147	CUT	

Sutter, Tom (75.00)

Year	1st	2nd	3rd	4th	Total	Finish	Money
1994	79	69			148	CUT	
1997	80	71			151	CUT	
1999	73	75			148	CUT	
2005	78	75			153	CUT	

Sutton, Hal (72.11)

Year	1st	2nd	3rd	4th	Total	Finish	Money
1982	68	73	71	77	289	70	\$800.00
1988	70	72	76	71	289	T48	1,806.00
1989	70	73	71	71	285	T30	6,650.00
1990	69	74	70	70	283	T37	4,400.00
1991	69	71	72	71	283	T31	5,671.43
1992	79	77			156	CUT	
1993	75	70	74	73	292	T44	2,890.00
1994	71	71	66	72	280	T16	17,400.00
1996	69	70	73	76	288	T43	3,506.40
1998	74	76			150	CUT	
2002	71	68	67	74	280	T18	42,600.00
2003	74	72			146	CUT	
2005	79	73			152	CUT	

Total \$85,723.83

Suzuki, Lance (76.50)

Year	1st	2nd	3rd	4th	Total	Finish	Money
1977	74	79			153	CUT	

Svoboda, Andrew (72.00)

Year	1st	2nd	3rd	4th	Total	Finish	Money
2014	72	72			144	CUT	

Swafford, Hudson (70.75)

Year	1st	2nd	3rd	4th	Total	Finish	Money
2015	68	68	71	74	281	T50	\$20,295.00
2016	72	73	72	68	285	T41	29,750.00

Total \$50,045.00

Swartz, Mike (73.00)

Year	1st	2nd	3rd	4th	Total	Finish	Money
1996	75	68	74	75	292	T73	\$2,268.00

Total \$2,268.00

Tambellini, Roger (71.50)

Year	1st	2nd	3rd	4th	Total	Finish	Money
2004	67	76			143	CUT	

Tanaka, Hidemichi (72.83)

Year	1st	2nd	3rd	4th	Total	Finish	Money
2002	77	74			151	CUT	
2005	68	68	75	75	286	T22	\$48,012.50

Total \$48,012.50

Tanihara, Hideto (74.50)

Year	1st	2nd	3rd	4th	Total	Finish	Money
2005	75	74			149	CUT	

Tapie, Alan (71.30)

Year	1st	2nd	3rd	4th	Total	Finish	Money
1977	76	69	70	71	286	T35	\$1,385.62
1978	70	68	67	73	278	T5	9,930.00
1979	73	69	72	69	283	T13	7,500.00
1980	69	71	77	77	294	T73	772.00
1982	70	70	70	75	285	T67	816.00

Total \$20,403.62

Individual Player Records

Tataurangi, Phil (72.05)

Year	1st	2nd	3rd	4th	Total	Finish	Money
1994	71	71	67	71	280	T16	\$17,400.00
1997	74	71	77	76	298	T80	2,685.00
1998	72	72	72		216	T54	4,032.00
1999	71	75			146	CUT	
2001	72	74			146	CUT	
2002	69	70	70	71	280	T18	42,600.00
2006	70	77			147	CUT	

Total \$66,717.00

Taylor, Harry (72.45)

Year	1st	2nd	3rd	4th	Total	Finish	Money
1986	72	73	73	72	290	T56	\$1,326.00
1987	71	71	69	70	281	T11	13,800.00
1988	70	73	78	74	295	T68	1,421.00
1990	73	71			144	CUT	
1993	76	73			149	CUT	
1995	73	69	73	75	290	T50	2,894.40

Total \$19,441.40

Taylor, Nick (70.50)

Year	1st	2nd	3rd	4th	Total	Finish	Money
2015	67	73	69	73	282	T53	\$19,008.00

Total \$19,008.00

Taylor, Vaughn (71.68)

Year	1st	2nd	3rd	4th	Total	Finish	Money
2004	71	71			142	CUT	
2006	73	73			146	CUT	
2007	71	71	77	65	284	T60	\$15,120.00
2008	75	74			149	CUT	
2009	71	76	69	74	290	T64	15,750.00
2010	65	70	71	69	275	T5	263,437.50
2011	71	73			144	CUT	
2016	72	75			147	CUT	

Total \$294,307.50

Teater, Josh (70.93)

Year	1st	2nd	3rd	4th	Total	Finish	Money
2010	68	71	70	73	282	T36	\$30,784.09
2011	72	66	67		205	T43	23,840.00
2012	72	71	69	70	282	T19	96,960.00
2013	68	72	76	79	295	T72	15,520.00

Total \$167,104.09

Ten Broeck, Lance (73.04)

Year	1st	2nd	3rd	4th	Total	Finish	Money
1982	69	70	71	72	282	T47	\$995.20
1983	77	76			153	CUT	
1985	69	76	76	72	293	T61	1,080.00
1988	72	70	75	68	285	T25	5,460.00
1989	73	75			148	W/D	
1990	72	77			149	CUT	
1992	74	70	70	72	286	T39	4,000.00
1993	78	73			151	CUT	
1995	77	75			152	CUT	

Total \$11,535.20

Tennyson, Brian (72.86)

Year	1st	2nd	3rd	4th	Total	Finish	Money
1988	71	71	74	76	292	T60	\$1,533.00
1989	71	72	73	75	291	T54	2,290.00
1991	71	74			145	CUT	
1992	76	69	68	79	292	T65	2,070.00

Total \$5,893.00

Terry, Jim (80.00)

Year	1st	2nd	3rd	4th	Total	Finish	Money
1970	80				80	W/D	

Terry, Ron (75.50)

Year	1st	2nd	3rd	4th	Total	Finish	Money
1979	79	72			151	CUT	

Tesori, Paul (81.50)

Year	1st	2nd	3rd	4th	Total	Finish	Money
1997	81	82			163	CUT	

Tewell, Doug (71.59)

Year	1st	2nd	3rd	4th	Total	Finish	Money
1978	75	72			147	CUT	
1980	74	71			145	CUT	
1982	67	70	70	68	275	T11	\$8,200.00
1983	76	72			148	CUT	
1984	78				78	W/D	
1986	70	66	74	71	281	T8	16,800.00
1987	68	68	73	72	281	T11	13,800.00
1988	74	72			146	CUT	
1989	69	72	69	74	284	T23	8,428.57
1990	68	70	74	71	283	T37	4,400.00
1991	73	77			150	CUT	
1992	73	73			146	CUT	
1993	74	71	69	72	286	T16	14,500.00
1994	68	72	73	72	285	T50	2,922.00

Total \$69,050.57

Thatcher, Roland (79.50)

Year	1st	2nd	3rd	4th	Total	Finish	Money
2005	80	80			160	CUT	
2009	79	79			158	CUT	

Thomas, Craig (79.88)

Year	1st	2nd	3rd	4th	Total	Finish	Money
1991	81	75			156	CUT	
1993	92	80			172	CUT	
2002	76	83			159	CUT	
2004	79	73			152	CUT	

Thomas, Justin (69.25)

Year	1st	2nd	3rd	4th	Total	Finish	Money
2015	71	69	68	67	275	T16	\$127,875.00
2016	71	71	66	71	279	T10	221,000.00

Total \$348,875.00

Thomas, Steve (75.00)

Year	1st	2nd	3rd	4th	Total	Finish	Money
1988	76	74			150	CUT	

Thomas, Tom (77.50)

Year	1st	2nd	3rd	4th	Total	Finish	Money
1983	76	79			155	CUT	

Thompson, Andy (77.00)

Year	1st	2nd	3rd	4th	Total	Finish	Money
1974	77				77	W/D	

Thompson, Barney (73.00)

Year	1st	2nd	3rd	4th	Total	Finish	Money
1975	73	72			145	CUT	
1976	73	72			145	CUT	
1977	73	75			148	CUT	

Thompson, Dicky (73.38)

Year	1st	2nd	3rd	4th	Total	Finish	Money
1991	75	74			149	CUT	
1992	74	70	73	74	291	T62	\$2,140.00
1995	71	76			147	CUT	

Total \$2,140.00

Individual Player Records

Thompson, Leonard (71.79)

Year	1st	2nd	3rd	4th	Total	Finish	Money
1973	70	73	72	70	285	T49	\$615.00
1974	74	70	72	71	287	T52	562.43
1975	74	76			150	CUT	
1976	69	75			144	CUT	
1977	69	66	70	73	278	T6	10,200.00
1978	70	70	74	70	284	T39	1,230.00
1979	72	70	70	72	284	T17	5,413.33
1980	73	70	73	70	286	T39	1,520.00
1981	71	65	73	71	280	T6	12,520.00
1982	69	71	68	72	280	T35	1,888.57
1983	75	70	73	73	291	T56	990.00
1984	71	73	76	72	292	T63	1,065.00
1985	71	76			147	CUT	
1986	74	72			146	CUT	
1987	74	69	74	69	286	T35	2,832.86
1988	74	69	73	71	287	T36	3,084.25
1989	72	75			147	CUT	
1990	71	72	72	70	285	T50	2,348.89
1991	70	75			145	CUT	
1992	78	69			147	CUT	
1995	75	76			151	CUT	

Total \$44,270.33

Thompson, Michael (73.60)

Year	1st	2nd	3rd	4th	Total	Finish	Money
2011	72	67			139	CUT	
2012	71	68	77	73	289	T63	\$17,040.00
2013	76	83			159	CUT	
2014	78	71			149	CUT	

Total \$17,040.00

Thompson, Nicholas (70.38)

Year	1st	2nd	3rd	4th	Total	Finish	Money
2008	75	68	68	67	278	T7	\$203,700.00
2013	67	74	72	72	285	T50	19,480.00

Total \$223,180.00

Thompson, Robert (74.30)

Year	1st	2nd	3rd	4th	Total	Finish	Money
1982	73	77			150	CUT	
1987	73	71	75	75	294	T68	\$1,212.00
1988	77	77			154	CUT	
1989	73	72			145	W/D	

Total \$1,212.00

Thompson, Rocky (73.50)

Year	1st	2nd	3rd	4th	Total	Finish	Money
1967	69	74	78	73	294	T70	
1968	74	72			146	CUT	
1970	73	77			150	CUT	
1973	72	73			145	CUT	
1976	78	72			150	CUT	
1978	73	71			144	CUT	

Thomsen, Jeff (74.17)

Year	1st	2nd	3rd	4th	Total	Finish	Money
1979	77	72			149	CUT	
1984	71	72	79	74	296	T73	\$970.00

Total \$970.00

Thore, David (73.42)

Year	1st	2nd	3rd	4th	Total	Finish	Money
1977	72	74			146	CUT	
1979	78	73			151	CUT	
1980	76	76			152	CUT	
1982	71	69	69	74	283	T57	\$880.00
1985	76	73			149	CUT	

Total \$880.00

Thorpe, George (72.00)

Year	1st	2nd	3rd	4th	Total	Finish	Money
1972	72				72	DQ	

Thorpe, Jim (72.13)

Year	1st	2nd	3rd	4th	Total	Finish	Money
1980	68	71	72	75	286	T39	\$1,520.00
1982	69	73			142	CUT	
1983	73	73	70	73	289	T41	1,492.00
1984	74	72			146	CUT	
1987	78				78	W/D	
1988	73	72	76	71	292	T60	1,533.00
1989	75	73			148	CUT	
1991	75	72			147	CUT	
1992	73	66	71	70	280	T14	16,500.00
1994	71	71	67	72	281	T22	11,520.00
1995	73	73			146	CUT	
1996	72	73	70	73	288	T43	3,506.40
1997	71	71	72	73	287	T43	4,567.50
1998	75				75	W/D	

Total \$40,638.90

Tidland, Chris (74.50)

Year	1st	2nd	3rd	4th	Total	Finish	Money
2001	71	78			149	CUT	

Tiziani, Mario (74.00)

Year	1st	2nd	3rd	4th	Total	Finish	Money
2005	73	75			148	CUT	

Todd, Brendon (69.88)

Year	1st	2nd	3rd	4th	Total	Finish	Money
2014	66	69	71	76	282	T46	\$21,394.28
2015	70	70	66	71	277	T24	66,825.00

Total \$88,219.28

Todd, Rick (77.50)

Year	1st	2nd	3rd	4th	Total	Finish	Money
1990	75	80			155	CUT	

Toepel, John (71.80)

Year	1st	2nd	3rd	4th	Total	Finish	Money
1972	79	74			153	CUT	
1974	73	70	68	69	280	T16	\$3,500.00
1975	73	70	73	69	285	T36	1,076.34

Total \$4,576.34

Toledo, Esteban (72.35)

Year	1st	2nd	3rd	4th	Total	Finish	Money
1994	71	73	67	70	281	T22	\$11,520.00
1998	72	80			152	CUT	
1999	71	69	74	71	285	T41	9,250.00
2000	72	77			149	CUT	
2002	76	72			148	CUT	
2003	75	70			145	CUT	
2004	71	69	72	75	287	T66	10,815.00

Total \$31,585.00

Individual Player Records

Tolles, Tommy (72.25)

Year	1st	2nd	3rd	4th	Total	Finish	Money
2001	75	70			145	CUT	
2004	72	72			144	CUT	

Toms, David (72.05)

Year	1st	2nd	3rd	4th	Total	Finish	Money
1993	78	74			152	CUT	
1994	72	76			148	CUT	
1996	78	73			151	CUT	
2002	70	68	68	73	279	T12	\$66,500.00
2003	75	65	71	67	278	T18	67,500.00
2004	68	77			145	CUT	
2006	68	70	72	72	282	T15	97,750.00
2007	73	71			144	CUT	
2008	74	71			145	CUT	
2009	67	75	71	72	285	T31	39,900.00
2010	72	72			144	CUT	
2011	73	66			139	CUT	
2012	72	74			146	CUT	
2014	69	73	74		216	T74	15,120.00
2016	79	77			156	CUT	

Total \$286,770.00

Toscano, Harry (73.17)

Year	1st	2nd	3rd	4th	Total	Finish	Money
1967	73	71	72	70	286	T37	\$1,281.25
1968	77	79			156	CUT	
1969	74	74			148	CUT	
1970	73	70	73	72	288	T64	312.50

Total \$1,593.75

Townsend, Peter (74.75)

Year	1st	2nd	3rd	4th	Total	Finish	Money
1969	72	75			147	CUT	
1970	76	76			152	CUT	

Trahan, D.J. (71.67)

Year	1st	2nd	3rd	4th	Total	Finish	Money
2003	74	70			144	CUT	
2005	76	75			151	CUT	
2006	76	68			144	CUT	
2007	73	68	70	73	284	T60	\$15,120.00
2008	76	71			147	CUT	
2009	76	74			150	CUT	
2010	67	71	72	69	279	T21	75,000.00
2011	67	70	69		206	T52	18,560.00

Total \$108,680.00

Traub, John (73.50)

Year	1st	2nd	3rd	4th	Total	Finish	Money
1981	77	70			147	CUT	

Trauner, Mark (74.33)

Year	1st	2nd	3rd	4th	Total	Finish	Money
1986	75	74			149	CUT	
1987	74	74			148	CUT	
1990	73	76			149	CUT	

Trevino, Lee (70.67)

Year	1st	2nd	3rd	4th	Total	Finish	Money
1967	68	68	73	69	278	T7	\$8,125.00
1968	69	76			145	CUT	
1969	71	70	67	71	279	T5	9,625.00
1971	71	75			146	CUT	

Total \$17,750.00

Tringale, Cameron (70.47)

Year	1st	2nd	3rd	4th	Total	Finish	Money
2011	74	63	67		204	T32	\$39,781.82
2012	75	72			147	CUT	
2013	74	67	73	73	287	T58	17,680.00
2014	66	68	72	66	272	T2	597,333.33
2015	66	71	69	72	278	T30	46,933.33
2016	78	73			151	CUT	

Total \$701,728.48

Triplett, Kirk (73.60)

Year	1st	2nd	3rd	4th	Total	Finish	Money
1990	65	74	67	66	272	3	\$68,000.00
1991	72	83			155	CUT	
1992	80	72			152	CUT	
1993	74	83			157	CUT	

Total \$68,000.00

Trittler, Paul (73.00)

Year	1st	2nd	3rd	4th	Total	Finish	Money
1988	72	76			148	CUT	
1990	74	70			144	CUT	
Total							

Trivisonno, Gary (75.75)

Year	1st	2nd	3rd	4th	Total	Finish	Money
1981	70	75	78	80	303	73	\$776.00

Total \$776.00

Trixler, Dennis (74.30)

Year	1st	2nd	3rd	4th	Total	Finish	Money
1985	75	69	70	73	287	T36	\$2,304.00
1986	73	75			148	CUT	
1993	73	74	79	82	308	71	1,980.00

Total \$4,284.00

Tryba, Ted (72.55)

Year	1st	2nd	3rd	4th	Total	Finish	Money
1990	73	74			147	CUT	
1993	75	74			149	CUT	
1994	71	71	66	72	280	T16	\$17,400.00
1995	74	72			146	CUT	
1996	72	73	72	72	289	T53	2,714.67
1997	69	75	73	82	299	82	2,640.00
1998	74	72	67		213	T32	9,340.00
1999	74	69	69	75	287	T54	5,625.00
2000	70	77			147	CUT	
2001	72	75			147	CUT	

Total \$37,719.67

Tryon, Ty (73.50)

Year	1st	2nd	3rd	4th	Total	Finish	Money
2003	77	70			147	CUT	

Tucker, Chris (74.00)

Year	1st	2nd	3rd	4th	Total	Finish	Money
1992	77	71			148	CUT	

Turnesa, Jim (73.50)

Year	1st	2nd	3rd	4th	Total	Finish	Money
1967	76	70			146	CUT	
1968	73	73			146	CUT	
1969	77	72			149	CUT	

Tuten, Billy (74.75)

Year	1st	2nd	3rd	4th	Total	Finish	Money
1989	70	73	76	80	299	T68	\$2,030.00

Total \$2,030.00

Individual Player Records

Tway, Bob (71.67)

Year	1st	2nd	3rd	4th	Total	Finish	Money
1981	81	81			162	CUT	
1982	73	68	72	71	284	T64	\$840.00
1985	72	69	70	73	284	T20	5,620.00
1986	73	63	69	67	272	1	108,000.00
1987	75	72			147	CUT	
1988	76	68	71	73	288	T44	2,240.00
1989	69	71	70	74	284	T23	8,428.58
1991	72	74			146	CUT	
1992	67	73	71	75	286	T39	4,000.00
1993	68	74	72	76	290	T34	5,275.00
1994	71	70	75	70	286	T54	2,760.00
1995	73	70	68	72	283	T14	21,000.00
1996	72	74			146	CUT	
1997	70	67	74	75	286	T38	6,450.00
1998	66	70	71		207	T7	58,050.00
1999	73	68	75	64	280	T10	51,875.00
2000	71	76			147	CUT	
2001	81	66			147	CUT	
2002	71	71	71	72	285	T50	8,442.00
2003	76	69			145	CUT	
2004	71	69	71	74	285	T55	11,865.00
2006	71	72	75	71	289	T53	13,248.00
2007	76	70			146	CUT	

Total \$308,093.58

Twiggs, Greg (73.46)

Year	1st	2nd	3rd	4th	Total	Finish	Money
1985	78	77			155	CUT	
1986	76	74			150	CUT	
1987	74	69	72	74	289	T48	\$1,548.00
1989	70	75			145	CUT	
1990	70	72	71	71	284	T43	3,120.00
1991	75	75			150	CUT	
1992	76	76			152	CUT	
1993	73	75			148	CUT	
1995	73	71	75	71	290	T50	2,894.40

Total \$7,562.40

Twitty, Howard (71.77)

Year	1st	2nd	3rd	4th	Total	Finish	Money
1975	74	73			147	CUT	
1976	72	66	71	72	281	T33	\$1,551.43
1977	67	68	69	76	280	T13	5,400.00
1978	71	72	71	69	283	T35	1,511.25
1979	70	70	71	67	278	T2	35,200.00
1980	71	80			151	CUT	
1981	72	74	71	73	290	T50	945.00
1982	71	68	72	67	278	T26	2,960.00
1983	84	68			152	CUT	
1984	70	73	69	71	283	T31	2,965.20
1985	75	70	76	74	295	T66	1,030.00
1986	73	71	76	69	289	T48	1,477.50
1987	75	69	71	77	292	T64	1,254.00
1988	66	73	71	77	287	T36	3,084.25
1990	72	69	71	69	281	T24	7,566.67
1991	70	70	70	69	279	T10	24,000.00
1992	72	72	67	74	285	T34	5,160.00
1994	71	73	72	71	287	57	2,712.00
1995	70	80			150	CUT	
1997	70	73	73	77	293	T72	2,895.00
1998	77	73			150	CUT	

Total \$99,712.30

Tyner, Tray (73.90)

Year	1st	2nd	3rd	4th	Total	Finish	Money
1992	74	74			148	CUT	
1995	72	79			151	CUT	
1996	72	74			146	CUT	
1997	71	72	74	77	294	T76	\$2,805.00

Total \$2,805.00

Ulozas, Tom (74.50)

Year	1st	2nd	3rd	4th	Total	Finish	Money
1972	74	75			149	CUT	

Underwood, Hal (71.50)

Year	1st	2nd	3rd	4th	Total	Finish	Money
1970	72	70	72	71	285	T48	\$414.29
1971	71	72	74	70	287	T49	410.00

Total \$824.29

Unger, Bob (73.00)

Year	1st	2nd	3rd	4th	Total	Finish	Money
1974	73	73			146	CUT	

Upper, Brett (72.44)

Year	1st	2nd	3rd	4th	Total	Finish	Money
1984	74	75			149	CUT	
1985	72	70	71	77	290	T49	\$1,247.50
1986	68	66	74	73	281	T8	16,800.00
1987	80	73			153	CUT	
1988	77	71			148	CUT	
1991	71	66	69	77	283	T31	5,671.42

Total \$23,718.92

Uresti, Omar (71.90)

Year	1st	2nd	3rd	4th	Total	Finish	Money
1995	70	75	75	72	292	T60	\$2,592.00
1996	71	73	77	77	298	82	2,112.00
1997	73	75			148	CUT	
1998	72	71	68		211	T17	23,554.29
1999	71	68	69	74	282	T22	23,208.33
2000	69	73	71	72	285	T24	24,900.00
2004	70	71	74	69	284	T53	12,285.00
2005	70	73	74	68	285	T19	74,750.00

Total \$163,401.62

Utley, Stan (73.67)

Year	1st	2nd	3rd	4th	Total	Finish	Money
1990	70	73	72	73	288	T73	\$1,920.00
1991	75	70			145	CUT	
1992	75	78			153	CUT	
1994	79	68			147	CUT	
1995	75	76			151	CUT	

Total \$1,920.00

Valentine, Tommy (74.69)

Year	1st	2nd	3rd	4th	Total	Finish	Money
1977	72	74			146	CUT	
1980	65	69	72	76	282	T20	\$4,035.00
1981	74	78			152	CUT	
1982	71	78			149	CUT	
1983	79				79	W/D	
1984	76	79			155	CUT	
1985	82				82	W/D	
1986	75	75			150	CUT	

Total \$4,035.00

Van Aswegen, Tyrone (71.25)

Year	1st	2nd	3rd	4th	Total	Finish	Money
2016	73	71	72	69	285	T41	\$29,750.00

Total \$29,750.00

Individual Player Records

Van de Velde, Jean (73.00)

Year	1st	2nd	3rd	4th	Total	Finish	Money
2000	72	73			145	CUT	
2001	75	72			147	CUT	

van der Walt, Tjaart (72.40)

Year	1st	2nd	3rd	4th	Total	Finish	Money
2004	71	65	75	75	286	T60	\$11,287.50
2005	73	72	74	72	291	T57	12,822.50
2006	71	76			147	CUT	

Total \$24,110.00

Van Orman, Bill (79.50)

Year	1st	2nd	3rd	4th	Total	Finish	Money
1995	83	77			160	CUT	
1997	81	77			158	CUT	

Van Pelt, Bo (71.12)

Year	1st	2nd	3rd	4th	Total	Finish	Money
1999	75	69	71	78	293	T76	\$4,650.00
2002	70	71	71	72	284	T46	9,922.50
2004	68	71	68	70	277	T9	131,250.00
2005	74	74			148	CUT	
2006	71	69	70	73	283	T18	69,985.71
2007	72	72			144	CUT	
2008	67	74	70	80	291	T71	13,860.00
2009	70	74	66	75	285	T31	39,900.00
2010	70	75			145	CUT	
2011	67	68	68		203	T24	61,900.00
2012	70	69	74	70	283	T24	56,700.00
2013	70	76			146	CUT	
2014	65	71	70	70	276	T13	160,000.00

Total \$548,168.21

Vanier, Gary (71.25)

Year	1st	2nd	3rd	4th	Total	Finish	Money
1978	72	66	76	71	285	T44	\$930.00

Total \$930.00

Varner III, Harold (72.00)

Year	1st	2nd	3rd	4th	Total	Finish	Money
2016	72	67	74	75	288	T60	\$18,445.00

Total \$18,445.00

Vaughan, Bruce (74.00)

Year	1st	2nd	3rd	4th	Total	Finish	Money
1995	74	71	74	77	296	T72	\$2,340.00

Total \$2,340.00

Veazey, Vance (74.40)

Year	1st	2nd	3rd	4th	Total	Finish	Money
1998	73	75			148	CUT	
2003	70	74			144	CUT	
2006	80				80	W/D	

Vegas, Jhonattan (70.82)

Year	1st	2nd	3rd	4th	Total	Finish	Money
2011	70	66	74		210	T70	\$16,000.00
2014	69	74	69	74	286	T66	16,560.00
2016	68	71	74	70	283	T22	72,722.23

Total \$105,282.23

Venturi, Ken (73.78)

Year	1st	2nd	3rd	4th	Total	Finish	Money
1967	70	75	67	76	288	T47	\$179.16
1968	75	71			146	CUT	
1969	72	76			148	CUT	
1970	77	72			149	CUT	
1971	76	75			151	CUT	
1972	71	75			146	CUT	
1973	73	73			146	CUT	
1975	80	74			154	CUT	

Total \$179.16

Veriati, Steven (72.50)

Year	1st	2nd	3rd	4th	Total	Finish	Money
1980	71	74			145	CUT	

Verplank, Scott (71.10)

Year	1st	2nd	3rd	4th	Total	Finish	Money
1988	72	69	73	77	291	T54	\$1,589.00
1989	73	69	73	74	289	T47	2,568.57
1990	72	74			146	CUT	
1994	71	70	69	74	284	T44	3,628.00
1997	71	78			149	CUT	
2003	70	68	68	70	276	T11	120,000.00
2004	69	70	69	73	281	T28	36,487.50
2007	68	71	69	72	280	T35	33,775.00
2008	73	70	67	69	279	T12	129,000.00
2009	73	70	68	68	279	T9	202,500.00
2010	67	75	73	73	288	T68	15,150.00
2011	71	73			144	CUT	

Total \$544,698.07

Vershure, Rick (75.67)

Year	1st	2nd	3rd	4th	Total	Finish	Money
1988	74	73			147	CUT	
1990	70	73	76	75	294	T86	\$1,680.00
1993	82	73			155	CUT	
1994	78	77			155	CUT	
1995	79	78			157	CUT	

Total \$1,680.00

Verwey, Bob (72.67)

Year	1st	2nd	3rd	4th	Total	Finish	Money
1967	70	73	77	71	291	T65	
1968	73	72			145	CUT	

Villegas, Camilo (70.63)

Year	1st	2nd	3rd	4th	Total	Finish	Money
2007	68	70	73	67	278	T21	\$75,600.00
2008	72	72			144	CUT	
2009	75				75	W/D	
2010	67	74	71	75	287	T64	15,675.00
2011	68	66	65		199	T6	259,000.00
2013	65	73	72	76	286	T54	18,320.00
2014	72	76			148	CUT	
2015	65	70	70	73	278	T30	46,933.33

Total \$415,528.33

Vinzant, Everette (74.50)

Year	1st	2nd	3rd	4th	Total	Finish	Money
1969	74	75			149	CUT	

Individual Player Records

Wadkins, Bobby (72.35)

Year	1st	2nd	3rd	4th	Total	Finish	Money
1975	74	75			149	CUT	
1976	71	70	70	71	282	T40	\$1,080.00
1977	68	76	72	69	285	T30	1,863.00
1978	78	69			147	CUT	
1979	74	76			150	CUT	
1980	75	76			151	CUT	
1982	72	69	68	71	280	T35	1,888.57
1994	78	72			150	CUT	
1995	72	66	69	72	279	3	81,600.00
1996	70	73	72	77	292	T73	2,268.00
1997	73	75			148	CUT	
1998	70	77			147	CUT	

Total \$88,699.57

Wadkins, Lanny (72.43)

Year	1st	2nd	3rd	4th	Total	Finish	Money
1971	78	75			153	CUT	
1972	74	74			148	CUT	
1973	69	68	71	70	278	T16	\$3,750.00
1974	69	71	76	77	293	T69	254.00
1975	77	70			147	CUT	
1977	75	77			152	CUT	
1980	70	70	78	70	288	T54	908.00
1982	66	74	70	71	281	T42	1,400.00
1983	72	71	71	74	288	T37	2,070.00

Total \$8,382.00

Wadsworth, Fred (73.50)

Year	1st	2nd	3rd	4th	Total	Finish	Money
1988	70	77			147	CUT	

Wagner, Johnson (71.55)

Year	1st	2nd	3rd	4th	Total	Finish	Money
2007	73	69	76	67	285	T65	\$14,490.00
2008	71	75			146	CUT	
2011	72	70			142	CUT	
2012	71	79			150	CUT	
2013	71	74			145	CUT	
2015	67	71	73	69	280	T45	24,156.00
2016	74	69	76	64	283	T22	72,722.23

Total \$111,368.23

Waite, Grant (73.24)

Year	1st	2nd	3rd	4th	Total	Finish	Money
1990	83	71			154	CUT	
1993	78	78			156	CUT	
1995	68	73	72	73	286	T29	\$7,465.71
1996	70	73	80	70	293	T79	2,172.00
1997	76				76	DQ	
1999	71	74	73	71	289	T66	5,100.00
2000	70	73	71	73	287	T33	14,866.67
2001	73	74			147	CUT	
2002	72	72			144	CUT	
2004	72	69	75	76	292	T80	9,397.50

Total \$39,001.88

Walcher, Rocky (72.75)

Year	1st	2nd	3rd	4th	Total	Finish	Money
2001	74	70	74	73	291	T69	\$6,895.00

Total \$6,895.00

Waldorf, Duffy (72.02)

Year	1st	2nd	3rd	4th	Total	Finish	Money
1987	82	81			163	CUT	
1988	70	70	79	74	293	T62	\$1,484.00
1989	70	74			144	CUT	
1991	71	69	68	73	281	T17	13,533.33
1992	69	67	69	71	276	2	108,000.00
1993	69	70	70	75	284	T10	25,000.00
1994	75	71			146	CUT	
1995	73	70	75	73	291	T55	2,712.00
1996	73	73			146	CUT	
1998	72	78			150	CUT	
1999	70	67	68	71	276	1	450,000.00
2000	66	72	68	76	282	T13	58,000.00
2001	72	73			145	CUT	
2002	72	71	70	70	283	T39	13,650.00
2003	75	72			147	CUT	
2004	75				75	W/D	
2005	72	75			147	CUT	

Total \$672,379.33

Walker, Jimmy (71.32)

Year	1st	2nd	3rd	4th	Total	Finish	Money
2006	70	77			147	CUT	
2010	68	74	71	71	284	T52	\$17,587.50
2011	71	64	67		202	T18	100,800.00
2012	66	74	74	71	285	T38	32,000.00
2013	68	73	72	73	286	T54	18,320.00
2014	71	74			145	CUT	
2015	72	69	71	75	287	T69	16,582.50
2016	74	73			147	CUT	

Total \$185,290.00

Wall, Art (71.34)

Year	1st	2nd	3rd	4th	Total	Finish	Money
1967	72	69	71	72	284	T27	\$1,937.50
1968	66	70	72	72	280	T19	3,250.00
1969	70	76			146	CUT	
1970	72	71	72	74	289	T70	312.50
1971	74	68	69	70	281	T11	4,468.75
1972	74	69	69	69	281	T15	3,875.00
1973	75	67	71	75	288	T62	469.00
1974	72	68	78	72	290	66	425.00
1975	72	68	69	69	278	T9	6,000.00
1976	74	75			149	CUT	
1977	71	71	71	71	284	T27	2,220.00
1979	75	71	72	71	289	T47	1,098.67

Total \$24,056.42

Walters, Euan (76.50)

Year	1st	2nd	3rd	4th	Total	Finish	Money
2005	75	78			153	CUT	

Walzel, Bobby (72.00)

Year	1st	2nd	3rd	4th	Total	Finish	Money
1975	71	72	70	72	285	T36	\$1,076.33
1980	72	70	71	78	291	T69	800.00

Total \$1,876.33

Ward, Lester (74.50)

Year	1st	2nd	3rd	4th	Total	Finish	Money
1967	74	75			149	CUT	

Individual Player Records

Warren, Charles (73.88)

Year	1st	2nd	3rd	4th	Total	Finish	Money
2005	78	74			152	CUT	
2006	73	72			145	CUT	
2007	73	70			143	CUT	
2008	72	79			151	CUT	

Wassem, Heath (78.00)

Year	1st	2nd	3rd	4th	Total	Finish	Money
2004	79	77			156	CUT	

Watkins, Randy (80.50)

Year	1st	2nd	3rd	4th	Total	Finish	Money
1984	81	80			161	CUT	

Watkins, Scott (71.75)

Year	1st	2nd	3rd	4th	Total	Finish	Money
1981	74	74			148	CUT	
1982	70	69	69	70	278	T26	\$2,960.00
1984	72	76			148	CUT	

Total \$2,960.00

Watney, Nick (70.19)

Year	1st	2nd	3rd	4th	Total	Finish	Money
2005	78	71			149	CUT	
2006	71	69	74	70	284	T25	\$45,856.25
2007	70	72	68	69	279	T25	49,035.00
2008	71	69	75	71	286	T62	15,050.00
2009	68	73	69	67	277	T6	260,625.00
2010	69	71	72	70	282	T36	30,784.09
2011	67	69	64		200	T10	200,000.00
2012	65	69	71	69	274	1	1,440,000.00
2013	68	70	69	69	276	T9	208,000.00
2014	76	69			145	CUT	
2015	74	71			145	CUT	

Total \$2,249,350.34

Watson, Bob (76.56)

Year	1st	2nd	3rd	4th	Total	Finish	Money
1968	75	75			150	CUT	
1970	77	76			153	CUT	
1972	78	74			152	CUT	
1973	74	75			149	CUT	
1974	77	73			150	CUT	
1975	83	74			157	CUT	
1976	80	74			154	CUT	
1977	71	79			160	CUT	

Watson, Bubba (70.28)

Year	1st	2nd	3rd	4th	Total	Finish	Money
2006	76	75			151	CUT	
2007	72	71			143	CUT	
2008	68	70	71	70	279	T12	\$129,000.00
2009	74	74			148	CUT	
2010	71	70	70	70	281	T31	44,475.00
2011	70	70			140	CUT	
2012	70	70	70	71	281	T10	160,888.89
2013	68	70	68	71	277	T13	160,000.00
2014	68	70	71	71	280	T30	46,500.00
2015	65	68	67	69	269	3	561,000.00
2016	71	74	70	66	281	T13	154,700.00

Total \$1,256,563.89

Watson, Craig (74.17)

Year	1st	2nd	3rd	4th	Total	Finish	Money
1979	76	74			150	CUT	
1980	75	69			144	CUT	
1982	76	75			151	CUT	

Watson, Denis (74.50)

Year	1st	2nd	3rd	4th	Total	Finish	Money
1982	71				71	DQ	
1984	72	75			147	CUT	
1990	71	76			147	CUT	
1991	67	67	75	81	290	T63	\$2,130.00
1993	77	84			161	W/D	
1998	78				78	W/D	

Total \$2,130.00

Watson, Roger (74.00)

Year	1st	2nd	3rd	4th	Total	Finish	Money
1976	74	74			148	CUT	

Watson, Tom (70.13)

Year	1st	2nd	3rd	4th	Total	Finish	Money
1972	79	81			160	CUT	
1973	69	70	69	69	277	T12	\$4,687.50
1974	68	74	68	67	277	T9	5,750.00
1975	68	71	69	71	279	T13	4,750.00
1976	64	72	73	66	275	T2	23,200.00
1977	71	68	68	71	278	T6	10,200.00
1978	70	68	70	71	279	T10	6,150.00
1979	69	75	70	68	282	T10	10,000.00
1980	68	66	70	73	277	T4	16,533.33
1982	70	72			142	CUT	
1986	72	70	70	69	281	T8	16,800.00
1989	71	69	70	68	278	T3	58,000.00
1994	71	71	70	69	281	T22	11,520.00

Total \$167,590.83

Watts, Brian (73.00)

Year	1st	2nd	3rd	4th	Total	Finish	Money
1991	74	76			150	CUT	
2001	69	73	70	77	289	T63	\$7,455.00
2002	71	74			145	CUT	

Total \$7,455.00

Weaver, Bert (73.17)

Year	1st	2nd	3rd	4th	Total	Finish	Money
1968	74	70	71	75	290	T64	
1971	76	73			149	CUT	
Total							

Weaver, DeWitt (72.28)

Year	1st	2nd	3rd	4th	Total	Finish	Money
1967	73	71	76	79	299	T9	
1971	74	69	70	70	283	T22	\$2,041.67
1972	64	73	72	68	277	T5	9,625.00
1973	67	67	73	79	286	T54	543.83
1975	77	79			156	CUT	

Total \$12,210.50

Webb, Larry (77.00)

Year	1st	2nd	3rd	4th	Total	Finish	Money
1979	78	76			154	CUT	

Individual Player Records

Weber, Ron (73.50)

Year	1st	2nd	3rd	4th	Total	Finish	Money
1968	72	75			147	CUT	

Weekley, Boo (72.27)

Year	1st	2nd	3rd	4th	Total	Finish	Money
2007	71	67	72	70	280	T35	\$33,775.00
2008	71	74			145	CUT	
2009	75	70	74	67	286	T41	27,750.00
2010	75	70			145	CUT	
2012	78	76			154	CUT	
2013	69	72	75	71	287	T58	17,680.00
2014	72	68	71	74	285	T61	17,120.00
2015	73	75			148	CUT	
2016	74	75			149	CUT	

Total \$96,325.00

Weibring, D.A. (71.26)

Year	1st	2nd	3rd	4th	Total	Finish	Money
1977	75	74			149	CUT	
1978	72	76			148	CUT	
1979	73	70	75	69	287	T35	\$1,930.00
1980	72	70	70	71	283	28	2,960.00
1982	67	68	71	68	274	T9	11,200.00
1983	74	71	69	72	286	T25	3,435.00
1984	67	71	71	69	278	T10	11,500.00
1985	74	72			146	CUT	
1986	73	71	69	70	283	T16	9,900.00
1989	72	72			144	W/D	
1991	71	70	71	71	283	T31	5,671.43
1998	73	74			147	CUT	

Total \$46,596.43

Weir, Mike (70.70)

Year	1st	2nd	3rd	4th	Total	Finish	Money
1998	75				75	W/D	
2000	68	70	73	73	284	T19	\$36,360.00
2002	70	71	70	68	279	T12	66,500.00
2004	71	71			142	CUT	
2006	69	70	74	72	285	T29	35,773.21
2007	69	73	72	67	281	T41	24,500.00
2008	72	67	67	72	278	T7	203,700.00
2009	71	71	72	71	285	T31	39,900.00

Total \$406,733.21

Weiskopf, Tom (70.55)

Year	1st	2nd	3rd	4th	Total	Finish	Money
1967	74	74			148	CUT	
1968	74	67	67	76	284	T38	\$1,170.00
1969	69	70	72	72	283	T14	3,277.27
1970	72	71	70	65	278	T6	6,910.72
1971	74	70	71	73	288	T54	333.34
1972	78				78	W/D	
1973	64	69	69	71	273	T3	14,750.00
1974	70	66	68	68	272	3	17,750.00
1975	66	63	72	71	272	3	17,750.00
1976	74				74	W/D	
1977	71	64	69	72	276	3	21,300.00
1978	70	74			144	CUT	
1980	73	71			144	CUT	
1981	74	68	76	72	290	T50	945.00

Total \$84,186.33

Welch, Pat (75.50)

Year	1st	2nd	3rd	4th	Total	Finish	Money
1974	77	74			151	CUT	

Wells, John (75.00)

Year	1st	2nd	3rd	4th	Total	Finish	Money
1971	78	72			150	CUT	

Wentworth, Kevin (74.00)

Year	1st	2nd	3rd	4th	Total	Finish	Money
1998	71	77			148	CUT	
1999	77	71			148	CUT	

Westner, Wayne (73.00)

Year	1st	2nd	3rd	4th	Total	Finish	Money
1996	71	75			146	CUT	

Westwood, Lee (70.90)

Year	1st	2nd	3rd	4th	Total	Finish	Money
1998	68	74	73		215	T47	\$4,623.43
2006	74	74			148	CUT	
2012	69	72	68	70	279	T5	281,000.00
2013	73	68	71	68	280	T25	58,500.00
2014	70	73	71	70	284	T57	17,840.00
2015	68	73	73	69	283	T58	18,232.50

Total \$380,195.93

Wetterich, Brett (73.33)

Year	1st	2nd	3rd	4th	Total	Finish	Money
2000	74	77			151	CUT	
2002	72	68	73	76	289	T71	\$6,895.00
2005	78	71			149	CUT	
2006	76	69			145	CUT	
2007	74	72			146	CUT	

Total \$6,895.00

Wheatcroft, Steve (72.00)

Year	1st	2nd	3rd	4th	Total	Finish	Money
2015	73	71			144	CUT	

Whisman, Greg (72.00)

Year	1st	2nd	3rd	4th	Total	Finish	Money
1991	71	79			150	CUT	
1992	71	73	68	70	282	T22	\$10,000.00

Total \$10,000.00

White, Carlton (73.40)

Year	1st	2nd	3rd	4th	Total	Finish	Money
1976	63	72	74	69	278	T13	\$5,250.00
1977	75	76			151	CUT	
1980	77	73			150	CUT	
1981	77	78			155	CUT	

Total \$5,250.00

White, Larry (72.63)

Year	1st	2nd	3rd	4th	Total	Finish	Money
1971	72	73	79	71	295	77	\$333.00
1973	76	64	75	71	286	T54	543.83

Total \$876.83

Whitt, Don (72.50)

Year	1st	2nd	3rd	4th	Total	Finish	Money
1968	73	72			145	CUT	

Individual Player Records

Whittaker, Ron (75.00)

Year	1st	2nd	3rd	4th	Total	Finish	Money
1996	76				76	W/D	
2006	74	69	79	77	299	84	\$9,890.00
Total							\$9,890.00

Whittenton, Jesse (78.00)

Year	1st	2nd	3rd	4th	Total	Finish	Money
1970	74	82			156	CUT	

Wi, Charlie (71.76)

Year	1st	2nd	3rd	4th	Total	Finish	Money
2005	72	69	75	75	291	T57	\$12,822.50
2007	75	69			144	CUT	
2008	72	71	72	73	288	T65	14,560.00
2009	73	73	73	72	291	T67	15,300.00
2010	69	70	69	72	280	T27	54,375.00
2011	69	67	69		205	T43	23,840.00
2012	75	76			151	CUT	
2013	71	73			144	CUT	
Total							\$120,897.50

Wiebe, Mark (71.95)

Year	1st	2nd	3rd	4th	Total	Finish	Money
1984	70	74	75	69	288	T55	\$1,135.00
1985	68	72	70	67	277	4	24,000.00
1986	68	71	73	68	280	T6	20,850.00
1987	68	70	73	76	287	T42	2,160.00
1988	77	71			148	CUT	
1989	71	73			144	CUT	
1991	74	73			147	CUT	
1992	74	72			146	CUT	
1993	72	75	67	66	280	2	108,000.00
1995	83	74			157	CUT	
1997	71	73	75	74	293	T72	2,895.00
1999	73	74			147	CUT	
2000	69	73	74	75	291	T57	6,600.00
2001	68	68	73	72	281	T19	39,500.00
Total							\$205,140.00

Wiechers, Jim (71.27)

Year	1st	2nd	3rd	4th	Total	Finish	Money
1968	70	71	71	70	282	T23	\$2,034.72
1969	74	70	76	69	289	T53	476.19
1970	74	76			150	CUT	
1972	72	68	72	69	281	T15	3,875.00
1973	67	70	70	70	277	T12	4,687.50
1974	68	74	69	68	279	T14	4,375.00
1975	74	74			148	CUT	
1977	68	67	73	74	282	T20	3,300.00
1978	73	77			150	CUT	
Total							\$18,748.41

Wilcox, Terry (72.50)

Year	1st	2nd	3rd	4th	Total	Finish	Money
1967	71	71	70	71	283	T22	\$2,337.50
1968	72	74			146	CUT	
1969	72	75			147	CUT	
1970	71	72	71	76	290	T73	312.50
1971	71	72	70	72	285	T36	1,143.00
1972	73	75			148	CUT	
1973	73	75			148	CUT	
1974	76	72			148	CUT	
Total							\$3,793.00

Wilcox, Will (71.50)

Year	1st	2nd	3rd	4th	Total	Finish	Money
2015	67	76			143	CUT	

Wilkinson, Tim (73.40)

Year	1st	2nd	3rd	4th	Total	Finish	Money
2008	76	76			152	CUT	
2014	72	71	72		215	T71	\$15,680.00
Total							\$15,680.00

Williamson, Jay (72.97)

Year	1st	2nd	3rd	4th	Total	Finish	Money
1995	72	73	75	77	297	T74	\$2,280.00
1996	78	75			153	CUT	
1999	79	74			153	CUT	
2000	79	73			152	CUT	
2001	70	72	65	69	276	10	94,500.00
2002	69	72	72	70	283	T39	13,650.00
2004	76	74			150	CUT	
2005	77	71			148	CUT	
2006	72	69	77	77	295	T75	10,867.50
2008	74	68	70	70	282	T31	39,700.00
Total							\$160,997.50

Willis, Garrett (75.00)

Year	1st	2nd	3rd	4th	Total	Finish	Money
2001	73	72			145	CUT	
2002	84				84	W/D	
2010	72	74			146	CUT	

Wilson, Brian (74.50)

Year	1st	2nd	3rd	4th	Total	Finish	Money
2001	71	78			149	CUT	

Wilson, Dean (71.40)

Year	1st	2nd	3rd	4th	Total	Finish	Money
2003	74	71			145	CUT	
2005	72	71	66	71	280	6	\$207,000.00
2006	70	72	74	76	292	T63	12,190.00
2007	74	68	68	74	284	T60	15,120.00
2008	72	70	67	75	284	T48	17,400.00
2010	71	72			143	CUT	
Total							\$251,710.00

Wilson, Jeffrey (72.50)

Year	1st	2nd	3rd	4th	Total	Finish	Money
1990	72	73			145	CUT	

Wilson, Jim (76.50)

Year	1st	2nd	3rd	4th	Total	Finish	Money
1987	79	74			153	CUT	

Wilson, John (72.00)

Year	1st	2nd	3rd	4th	Total	Finish	Money
1991	76	70			146	CUT	
1994	68	68	69	73	278	T13	\$24,000.00
1995	70	74	71	73	288	T40	4,320.00
1996	67	73	73	72	285	T24	9,497.14
1997	78	77			155	CUT	
Total							\$37,817.14

Wilson, Mark (70.44)

Year	1st	2nd	3rd	4th	Total	Finish	Money
2003	73	72			145	CUT	
2005	79	74			153	CUT	
2007	70	74			144	CUT	
2008	72	70	71	68	281	T24	\$55,400.00
2009	72	75	72	70	289	T58	16,425.00
2011	69	66	68		203	T24	61,900.00
2012	75	72			147	CUT	
2013	78	69			147	CUT	
2015	72	68	69	68	277	T24	66,825.00
Total							\$200,550.00

Individual Player Records

Wintz, Gary (73.67)

Year	1st	2nd	3rd	4th	Total	Finish	Money
1975	72	73			145	CUT	
1976	74	73			147	CUT	
1981	76	74			150	CUT	

Wittenberg, Jimmy (74.00)

Year	1st	2nd	3rd	4th	Total	Finish	Money
1977	73	75			148	CUT	

Wolcott, Bob (72.40)

Year	1st	2nd	3rd	4th	Total	Finish	Money
1989	68	74	86	72	300	70	\$2,000.00
1990	68	74	71	71	284	T43	3,120.00
1991	74	66	77	78	295	69	2,020.00
1992	72	73	70	69	284	T30	6,350.00
1997	73	72	69	71	285	T33	8,100.00

Total \$21,590.00

Wolff, Randy (72.60)

Year	1st	2nd	3rd	4th	Total	Finish	Money
1969	74	68	77	71	290	T58	\$476.19
1970	73	68	75	74	290	T73	312.50
1971	72	74			146	CUT	

Total \$788.69

Wood, Larry (71.64)

Year	1st	2nd	3rd	4th	Total	Finish	Money
1970	77	73			150	CUT	
1971	65	72	71	71	279	T6	\$8,125.00
1972	76	69	72	68	285	T32	1,425.00
1973	75	69			144	CUT	
1974	75	70			145	CUT	

Total \$9,550.00

Wood, Willie (72.26)

Year	1st	2nd	3rd	4th	Total	Finish	Money
1984	68	74	69	71	282	T25	\$3,816.67
1985	72	66	71	70	279	5	20,000.00
1986	71	63	73	66	273	2	64,800.00
1987	79	76			155	CUT	
1988	77	72			149	CUT	
1990	73	70	71	75	289	T76	1,850.00
1991	70	69	80	75	294	68	2,040.00
1993	72	71	72	72	287	T22	10,000.00
1994	76	81			157	CUT	
1995	72	69	77	73	291	T55	2,712.00
1997	70	71	72	74	287	T43	4,567.50
1998	71	73	69		213	T32	9,340.00
1999	73	71	72	76	292	75	4,750.00
2001	79	69			148	CUT	

Total \$123,876.17

Woodard, Tom (73.50)

Year	1st	2nd	3rd	4th	Total	Finish	Money
1982	73	73			146	CUT	
1985	74	74			148	CUT	

Woodland, Gary (68.88)

Year	1st	2nd	3rd	4th	Total	Finish	Money
2011	70	66	65		201	T13	\$145,600.00
2013	69	64	68	73	274	T2	528,000.00
2014	73	66	69	68	276	T13	160,000.00
2015	69	74			143	CUT	
2016	71	69	68	69	277	T4	351,333.33

Total \$1,184,933.33

Woodland, Jeff (72.30)

Year	1st	2nd	3rd	4th	Total	Finish	Money
1993	73	71	70	73	287	T22	\$10,000.00
1994	72	71	71	75	289	T62	2,568.00
1995	71	76			147	CUT	

Total \$12,568.00

Woods, Tiger (70.03)

Year	1st	2nd	3rd	4th	Total	Finish	Money
1994	75	70			145	CUT	
1997	72	72	71	72	287	T43	\$4,567.50
2001	75	66	68	71	280	T16	56,000.00
2003	67	69	71	70	277	T13	91,000.00
2009	70	72	67	67	276	T2	495,000.00
2010	65	73	72	67	277	T12	157,500.00
2012	68	69	72	76	285	T38	32,000.00
2013	67	69	69	69	274	T2	528,000.00

Total \$1,364,067.50

Woodward, Jim (73.08)

Year	1st	2nd	3rd	4th	Total	Finish	Money
1990	71	70	71	74	286	T59	\$2,140.00
1991	80	75			155	CUT	
1992	72	70	75	71	288	T50	2,362.50
1994	72	76			148	CUT	

Total \$4,502.50

Woosnam, Ian (74.00)

Year	1st	2nd	3rd	4th	Total	Finish	Money
1998	72	76			148	CUT	

Worthington, Brad (78.50)

Year	1st	2nd	3rd	4th	Total	Finish	Money
1991	79	75			154	CUT	
1994	78	82			160	CUT	
						Total	

Wrenn, Robert (73.71)

Year	1st	2nd	3rd	4th	Total	Finish	Money
1985	72	73	79	71	295	T66	\$1,030.00
1986	73	76			149	CUT	
1987	75	69	71	74	289	T48	1,548.00
1992	72	78			150	CUT	
1993	74	75			149	CUT	

Total \$2,578.00

Wright, Jim (72.61)

Year	1st	2nd	3rd	4th	Total	Finish	Money
1969	75	75			150	CUT	
1970	74	75			149	CUT	
1971	74	72			146	CUT	
1972	70	70	74	70	284	T24	\$1,893.75
1973	73	70	69	72	284	DQ	
1974	78	75			153	CUT	
1975	72	79			151	CUT	
1976	77	62	69	72	280	T23	2,286.00
1977	74	73			147	CUT	
1978	72	70	67	71	280	T16	3,900.00
1979	71	69	73	73	286	T30	2,484.00
1980	70	76			146	CUT	
1981	76	73			149	CUT	
1982	76	78			154	CUT	

Total \$10,563.75

Individual Player Records

Wurtz, Mark (72.44)

Year	1st	2nd	3rd	4th	Total	Finish	Money
1994	71	74			145	CUT	
1995	72	72	77	75	296	T72	\$2,340.00
1998	68	73	70		211	T17	23,554.28

Total \$25,894.28

Wynn, Bob (72.24)

Year	1st	2nd	3rd	4th	Total	Finish	Money
1971	75	76			151	CUT	
1973	72	71	70	75	288	T62	\$469.00
1974	73	69	69	72	283	T35	1,206.16
1975	71	73	70	71	285	T36	1,076.33
1976	74	72			146	CUT	
1977	75				75	W/D	

Total \$2,751.49

Wynn, Mike (71.75)

Year	1st	2nd	3rd	4th	Total	Finish	Money
1973	71	73			144	CUT	
1974	71	75			146	CUT	
1975	72	72	74	72	290	T60	\$468.67
1976	64	71	70	73	278	T13	5,250.00
1977	71	74	73	72	290	T56	637.50

Total \$6,356.17

Wysong, Dudley (71.40)

Year	1st	2nd	3rd	4th	Total	Finish	Money
1967	75	70			145	W/D	
1968	68	69	72	67	276	T6	\$9,000.00
1969	72	74			146	CUT	
1970	72	75			147	CUT	

Total \$9,000.00

Yancey, Bert (72.93)

Year	1st	2nd	3rd	4th	Total	Finish	Money
1967	70	69	71	79	289	T59	
1968	72	70	70	72	284	T38	\$1,170.00
1969	71	68	70	78	287	T43	765.00
1970	78				78	W/D	
1971	72	71	73	71	287	T49	410.00
1972	73	73			146	CUT	
1975	71	73	72	73	289	T57	525.00
1976	80	81			161	CUT	
1987	73	75			148	CUT	

Total \$2,870.00

Yancey, Cameron (73.50)

Year	1st	2nd	3rd	4th	Total	Finish	Money
2003	79	68			147	CUT	

Yang, Y.E. (69.45)

Year	1st	2nd	3rd	4th	Total	Finish	Money
2009	71	72	68	71	282	T20	\$87,375.00
2010	73	67	74	69	283	T47	19,830.00
2011	70	66	63		199	T6	259,000.00

Total \$366,205.00

Yasudo, Haruo (73.00)

Year	1st	2nd	3rd	4th	Total	Finish	Money
1972	76	68	76	72	292	T63	\$416.67

Total \$416.67

Yates, Wayne (71.00)

Year	1st	2nd	3rd	4th	Total	Finish	Money
1968	72	73			145	CUT	
1972	67	69	74	73	283	T22	\$2,425.00
1973	71	72	66	73	282	T32	1,353.57

Total \$3,778.57

Yokoo, Kaname (74.75)

Year	1st	2nd	3rd	4th	Total	Finish	Money
2001	75	74			149	CUT	
2002	73	77			150	CUT	

Young, David (78.50)

Year	1st	2nd	3rd	4th	Total	Finish	Money
1998	79	78			157	CUT	

Young, Kim (77.25)

Year	1st	2nd	3rd	4th	Total	Finish	Money
1988	77	78			155	CUT	
1992	75	79			154	CUT	

Zabriski, Bruce (75.00)

Year	1st	2nd	3rd	4th	Total	Finish	Money
1988	77	79			156	CUT	
1989	74	72			146	CUT	
1992	81	77			158	CUT	
1994	74	72			146	CUT	
1996	73	71	70	74	288	T43	\$3,506.40
1997	79	76			155	CUT	
1998	76	75			151	CUT	

Total \$3,506.40

Zack, Mike (74.50)

Year	1st	2nd	3rd	4th	Total	Finish	Money
1980	74	75			149	CUT	

Zarley, Kermit (71.98)

Year	1st	2nd	3rd	4th	Total	Finish	Money
1967	71	71	73	72	287	T41	\$850.00
1968	74	70	72	76	292	T68	
1969	77	74			151	CUT	
1970	71	70	70	70	281	T23	2,110.00
1971	72	70	74	70	286	T44	705.00
1972	73	73			146	CUT	
1973	70	69	77	73	289	T64	431.25
1974	75	67	71	73	286	T47	657.60
1975	75	79			154	CUT	
1976	72	71	69	73	285	T53	600.00
1977	75	70	71	70	286	T35	1,385.63
1978	73	77			150	CUT	
1979	73	70	73	70	286	T30	2,484.00
1980	69	74	71	74	288	T54	908.00
1982	68	68	71	69	276	T17	6,200.00

Total \$16,331.48

Zembriski, Walter (76.50)

Year	1st	2nd	3rd	4th	Total	Finish	Money
1967	76	77			153	CUT	

Zender, Bob (72.90)

Year	1st	2nd	3rd	4th	Total	Finish	Money
1973	71	75			146	CUT	
1975	75	70			145	CUT	
1978	74	73			147	CUT	
1979	71	72	75	73	291	T57	\$888.00

Total \$888.00

Individual Player Records

Ziegler, Larry (71.82)

Year	1st	2nd	3rd	4th	Total	Finish	Money
1967	77	73			150	CUT	
1970	73	70	76	79	298	82	\$312.50
1971	74	68	73	68	283	T22	2,041.67
1972	70	71	71	70	282	T19	3,000.00
1973	70	74			144	CUT	
1974	67	67	72	69	275	T5	9,625.00
1975	72	71	70		213	W/D	
1976	68	67	71	71	277	T5	8,793.75
1977	69	72	71	75	287	T43	960.00
1978	76	69			145	CUT	
1979	71	75	76	71	293	T64	824.00
1981	72	74	72	72	290	T50	945.00
1982	68	73	71	66	278	T26	2,960.00
1983	78	73			151	CUT	
1986	77	73			150	CUT	
1987	70	77			147	CUT	

Total \$29,461.92

Ziobro, Billy (73.00)

Year	1st	2nd	3rd	4th	Total	Finish	Money
1973	75	71			146	CUT	

Zoeller, Fuzzy (70.77)

Year	1st	2nd	3rd	4th	Total	Finish	Money
1976	66	72	69	68	275	T2	\$23,200.00
1977	72	69	72	74	287	T43	960.00
1978	70	69	72	71	282	T29	1,907.50
1979	74	72	70	72	288	T41	1,440.00
1981	69	69	73	72	283	T16	5,800.00
1982	70	73			143	CUT	
1983	68	68	71	72	279	T4	18,600.00
1985	73	70	73	70	286	T30	3,037.67

Total \$54,945.17

Zokol, Richard (73.32)

Year	1st	2nd	3rd	4th	Total	Finish	Money
1983	79	78			157	CUT	
1984	71	72	71	72	286	T46	\$1,337.14
1985	73	71	77	78	299	75	950.00
1986	75	72			147	CUT	
1987	80	74			154	CUT	
1990	73	76			149	CUT	
1995	71	72	73	72	288	T40	4,320.00
2002	73	70	70	72	285	T50	8,442.00
2003	73	69	75	71	288	T62	10,650.00

Total \$25,699.14

Zullo, Andy (78.50)

Year	1st	2nd	3rd	4th	Total	Finish	Money
2000	81	76			157	CUT	

Championship Summaries



Patrick Reed won
THE NORTHERN TRUST in
2016 at Bethpage Black for his
fifth career PGA TOUR victory.

Championship Summaries

1967



Jack Nicklaus

Westchester CC
Harrison, NY
Par: 36-36-72

Purse: \$250,000
August 24-30
Yards: 6,573

LEADERS: First Round—Jim Colbert, Gary Player and Mason Rudolph all shot 66s to lead Bob Charles, Jack Nicklaus and John Schlee by one stroke. **Second Round**—Dan Sikes shot a tournament-low 62 to join Charles and Rudolph at the top of the leaderboard at 10-under, 134. **Third Round**—Nicklaus, at 12-under 204, led Roberto De Vicenzo, Player and Sikes by three strokes.

Player	Pos.	Score	Official Money
JACK NICKLAUS	1	67-69-65-71	272
Dan Sikes.....	2	72-62-70-69	273
Roberto De Vicenzo.....	3	69-67-68-70	274
Gary Player.....	4	66-70-68-71	275
Arnold Palmer.....	5	69-69-67-71	276
Doug Sanders.....	6	69-68-69-71	277
Chi Chi Rodriguez.....	7	70-69-69-70	278
Lee Trevino.....	8	68-68-73-69	278
Frank Beard.....	9	68-67-70-74	279
Bob Charles.....	10	67-67-71-74	279
Charles Coody.....	11	71-69-73-66	279
Jim Colbert.....	12	66-73-70-71	280
Ray Floyd.....	13	73-68-67-72	280
Fred Marti.....	14	75-66-72-67	280
Mason Rudolph.....	15	66-68-75-71	280
Dave Hill.....	16	68-68-72-73	281
Dave Stockton.....	17	71-69-68-73	281
Julius Boros.....	18	71-69-68-74	282
Gene Littler.....	19	75-68-70-69	282
Johnny Pott.....	20	71-71-67-73	282
R.H. Sikes.....	21	72-68-76-66	282
Rex Baxter.....	22	69-70-73-71	283
Harold Henning.....	23	69-70-73-71	283
Bob McCallister.....	24	71-67-73-72	283
Pat Schwab.....	25	70-72-69-72	283
Terry Wilcox.....	26	71-71-70-71	283
Howie Johnson.....	27	69-72-70-73	284


Player	Pos.	Score	Official Money
Ken Still.....	T27	73-67-71-73	284
Art Wall.....	T27	72-69-71-72	284
Tommy Aaron.....	T30	72-70-70-73	285
Butch Baird.....	T30	72-72-69-72	285
Chris Blocker.....	T30	70-73-70-72	285
Al Geiberger.....	T30	72-71-68-74	285
Jack Montgomery.....	T30	73-67-71-74	285
Steve Oppermann.....	T30	70-74-73-68	285
Charles Sifford.....	T30	71-67-72-75	285
Don Bies.....	T37	69-72-71-74	286
Tom Nieporte.....	T37	69-74-73-70	286
Phil Rodgers.....	T37	71-71-70-74	286
Harry Toscano.....	T37	73-71-72-70	286
Tommy Bolt.....	T41	72-70-73-72	287
Richard Crawford.....	T41	73-71-69-74	287
Terry Dill.....	T41	71-72-71-73	287
Lionel Hebert.....	T41	72-71-70-74	287
Jerry Pittman.....	T41	70-71-75-71	287
Kermit Zarley.....	T41	71-71-73-72	287
Al Balding.....	T47	70-75-71-72	288
Sam Carmichael.....	T47	74-68-74-72	288
Bruce Devlin.....	T47	71-73-72-72	288
Doug Ford.....	T47	69-71-75-73	288
Paul Harney.....	T47	71-74-71-72	288
Babe Lichardus.....	T47	72-70-74-72	288
Billy Maxwell.....	T47	74-71-72-71	288
Sam Snead.....	T47	68-76-71-73	288

Player	Pos.	Score	Official Money
Gay Brewer.....	T47	70-75-68-75	288
Dave Eichelberger.....	T47	72-73-69-74	288
Dave Gumlia.....	T47	71-70-72-75	288
Ken Venturi.....	T47	70-75-67-76	288
Cliff Brown.....	T59	72-73-69-75	289
Billy Casper.....	T59	72-73-71-73	289
Charles Courtney.....	T59	74-69-75-71	289
Wes Ellis.....	T59	72-73-68-76	289
Bert Yancey.....	T59	70-69-71-79	289
Paul Kelly.....	T64	72-73-72-73	290
Bob Goalby.....	T65	73-70-72-76	291
Bob Verwey.....	T65	70-73-77-71	291
Bill Bisdorf.....	T67	74-70-74-74	292
Rafe Botts.....	T67	70-71-78-73	292
Bob Lunn.....	T67	74-71-76-71	292
Jack Fleck.....	T70	74-69-74-77	294
Ted Makalena.....	T70	73-72-72-77	294
Larry Mowry.....	T70	73-72-74-75	294
Rocky Thompson.....	T70	69-74-78-73	294
Bob Benning.....	T74	75-70-75-76	296
Homero Blancas.....	T74	74-71-74-77	296
Laurie Hammer.....	T74	76-69-75-76	296
Joe Moresco.....	T77	71-73-73-80	297
Mike Krak.....	T78	73-70-76-79	298
DeWitt Weaver.....	T79	73-71-76-79	299

The following players did not finish (C=cut, W=withdrew)

C-146-Deane Beman, Dale Douglass, Billy Farrell, Randy Glover, Labron Harris, Ron Howell, Tommy Jacobs, Monty Kaser, Don Messingale, Kel Nagle, Dean Refram, Jim Turnesa, **147**-Bruce Crampton, Howell Fraser, Bert Greene, Richard Martinez, Jerry Mowlds, Randy Petri, Roane Puett, **148**-Paul Bondeson, Gene Borek, Gene Coghill, Ross Coon, Emil Esposito, Lou Graham, Otto Greiner, Jay Hebert, Babe Hickey, Cobie Legrange, Cary Middlecoff, Dave Ragan, Mike Souchak, Tom Weiskopf, **149**-Jim Ferree, Rod Funseth, Ed Furgol, Dick Hendrickson, Bob Kletke, Bob Rosburg, Bob Shave, Jr., Robert Shields, Jerry Stealmsmith, Lester Ward, **150**-Jackie Doss, Tony Jacklin, Larry Ziegler, **151**-Dave Marr, Gene McMasters, **152**-Herman Barron, Frank Card, **153**-Roy Pace, Walter Zembriski, **154**-John Cleary, **W-215**-Miller Barber, **220**-Jay Dolan, Bill Martindele, **142**-Gardner Dickinson, **145**-Dudley Wysong, **72**-Victor Ghezzi, **76**-Alex Antonio, Jr., Jim Ferrier, Don January, George Knudson, Rives McBee, Gene Sarazen, **77**-George Archer, **78**-Tony Manero, **80**-Claude Harmon, **81**-Tom Strataci, **83**-Pete Mazur, **-**Bobby Nichols.

1968



Julius Boros

Westchester CC
Harrison, NY
Par: 36-36-72

Purse: \$250,000
August 15-18
Yards: 6,648

LEADERS: First Round—Bob Murphy opened with an 8-under 64 to take a one-stroke lead over Dan Sikes. Art Wall was two back. **Second Round**—Murphy extended his lead to two strokes over Julius Boros, Dale Douglass, Rives McBee and Jack Nicklaus. Sikes trailed by two strokes. **Third Round**—Murphy, at 15-under 201, led Boros by three strokes and McBee by four.

Player	Pos.	Score	Official Money
JULIUS BOROS	1	70-65-69-68	272
Jack Nicklaus.....	T2	67-68-72-66	273
Dan Sikes.....	T2	65-70-70-68	273
Bob Murphy.....	T2	64-69-68-72	273
Billy Casper.....	5	70-71-67-67	275
Rives McBee.....	T6	69-66-70-71	276
Dudley Wysong.....	T6	68-69-72-67	276
Bruce Crampton.....	T8	68-68-73-68	277
Frank Beard.....	T8	71-67-69-70	277
Dale Douglass.....	T8	70-65-73-69	277
Don Bies.....	T11	70-66-73-69	278
Fred Marti.....	T11	70-68-68-72	278
Arnold Palmer.....	T11	71-71-66-70	278
George Archer.....	T14	69-68-70-72	279
Gardner Dickinson.....	T14	68-70-70-71	279
Harold Henning.....	T14	69-70-69-71	279
Bob Lunn.....	T14	70-71-68-70	279
R.H. Sikes.....	T14	71-68-74-66	279
Bill Collins.....	T19	72-72-66-70	280
Ken Still.....	T19	71-68-68-73	280
Art Wall.....	T19	66-70-72-72	280
Bob Charles.....	T22	68-71-73-69	281
Al Balding.....	T23	69-72-72-69	282
John Lively.....	T23	70-70-73-69	282
Gay Brewer.....	T23	72-66-72-72	282
Richard Crawford.....	T23	71-70-68-73	282

Player	Pos.	Score	Official Money
Ray Floyd.....	T23	74-70-70-68	282
Tony Jacklin.....	T23	71-66-71-74	282
Gene Littler.....	T23	71-71-61-69	282
Pat Schwab.....	T23	70-69-70-73	282
Jim Wiechers.....	T23	70-71-71-70	282
Tommy Aaron.....	T32	70-72-70-71	283
Lionel Hebert.....	T32	73-70-71-69	283
Dave Hill.....	T32	69-73-73-68	283
Orville Moody.....	T32	69-67-71-76	283
Bobby Nichols.....	T32	68-68-73-74	283
Doug Sanders.....	T32	69-70-74-70	283
Terry Dill.....	T38	70-68-74-72	284
Bob McCallister.....	T38	69-71-72-72	284
Charles Sifford.....	T38	69-69-72-74	284
Tom Weiskopf.....	T38	74-67-67-76	284
Bert Yancey.....	T38	72-70-70-72	284
Lee Elder.....	T43	73-67-73-72	285
Bob Goalby.....	T43	69-71-71-74	285
Howie Johnson.....	T43	70-71-73-71	285
Dick Mayer.....	T43	72-70-73-70	285
Roberto De Vicenzo.....	T43	71-70-69-75	285
Jerry Pittman.....	T43	72-71-69-73	285
Dean Refram.....	T43	70-74-67-74	285
Butch Baird.....	T50	72-68-71-75	286
Tommy Bolt.....	T50	69-73-74-70	286
Bert Greene.....	T50	73-70-73-70	286

Player	Pos.	Score	Official Money
Don January.....	T50	73-71-70-72	286
Jack Montgomery.....	T50	73-69-73-71	286
Jacky Cupit.....	T55	74-63-72-78	287
Doug Ford.....	T55	72-72-74-69	287
Jim King.....	T55	75-68-71-73	287
Chi Chi Rodriguez.....	T55	70-73-74-70	287
Bob Stone.....	T55	74-69-73-71	287
Johnny Pott.....	T60	71-72-72-73	288
Bob E. Smith.....	T60	72-71-73-72	288
Bob Stanton.....	T60	68-76-73-71	288
Wes Ellis.....	T63	72-72-72-73	289
Ron Howell.....	T64	70-71-75-74	290
Billy Maxwell.....	T64	70-72-77-71	290
Steve Oppermann.....	T64	73-70-73-74	290
Bert Weaver.....	T64	74-70-71-75	290
Marty Fleckman.....	T68	74-70-80-68	292
Randy Glover.....	T68	72-71-76-73	292
Jim Grant.....	T68	73-70-75-74	292
Hale Irwin.....	T68	71-72-76-73	292
Kermit Zarley.....	T68	74-70-72-76	292
Bobby Mitchell.....	T73	71-71-74-77	293
Mike Fetchick.....	T74	72-72-75-75	294
Bobby Cole.....	T75	70-70-77-79	296
Steve Spray.....	T76	73-71-75-79	298

The following players did not finish (C=cut, W=withdrew)

C-145-Jerry Barber, Chris Blocker, Charles Coody, Bill Dunn, Howell Fraser, Clayton Johnson, Ted Makalena, Dick Rhyen, Lee Trevino, Bob Verwey, Don Whitt, Wayne Yates, **146**-Homero Blancas, George Boutell, Jim Colbert, Byron Comstock, Bruce Devlin, Dave Eichelberger, Al Geiberger, Herman Kaiser, Cobie Legrange, Kel Nagle, Tom Nieporte, Phil Rodgers, Bob Rosburg, John Schlee, Hideyo Sugimoto, Rocky Thompson, Jim Turnesa, Ken Venturi, Terry Wilcox, **147**-Joel Goldstrand, Eldridge Miles, Dick Schwartz, Sam Snead, Ron Weber, **148**-Ron Cerrudo, Dick Hanscom, Larry Mowry, Mason Rudolph, **149**-Herman Barron, Frank Bounting, Billy Farrell, Jim Ferrier, Jay Hebert, Jim Hickey, Ron Letellier, **150**-Lou Graham, Larry Hinson, Mac McLendon, Dave Stockton, Bob Watson, **151**-Frank Card, David Jimenez, Dave Marr, Jerry McGee, Tom Shaw, **152**-Pete Brown, Al Fennelli, Victor Ghezzi, John Kennedy, **153**-Richard Bassett, Gene Borek, Dave Gumlia, **154**-Rex Baxter, Jim Langley, Monte Sanders, **156**-Harry Toscano, **157**-Ed Furgol, **158**-Joe Porter, **161**-Claude Harmon, **162**-Tony Manero, **W-218**-Miller Barber, **219**-Rod Funseth, **140**-Tommy Jacobs, **74**-Paul Bondeson, **75**-Steve Reid, **76**-Charles Courtney, Rod Horn, **77**-Jack McGowan.

Championship Summaries

1969



Frank Beard

Westchester CC
Harrison, NY
Par: 36-36-72

Purse: \$250,000
July 31-August 3
Yards: 6,677

LEADERS: First Round—Tommy Bolt opened with a 6-under 66 to take a one stroke lead over Bruce Devlin and Bert Greene. **Second Round**—Greene shot 69 to assume a one-stroke lead over the quartet of Tommy Aaron, Don Bies, Bolt and Paul Harney. **Third Round**—Greene extended his lead to four strokes with a third-round 68. He led Frank Beard, Bolt, Harold Henning, Dan Sikes and Lee Trevino.

Player	Pos.	Score	Official Money
FRANK BEARD	1	69-72-67-67	275
Bert Greene.....	2	67-69-68-72	276
Dan Sikes.....	3	71-67-70-69	277
Harold Henning.....	4	68-72-68-70	278
Tommy Aaron.....	5	70-67-72-70	279
Lee Trevino.....	6	71-70-67-71	279
Bruce Crampton.....	7	68-73-68-71	280
Dick Lotz.....	8	71-71-69-70	281
Jerry Pittman.....	9	71-71-69-70	281
Roberto De Vicenzo.....	10	73-70-71-68	282
Bob Goalby.....	11	71-69-71-71	282
Howie Johnson.....	12	75-69-71-67	282
Al Mengert.....	13	70-71-68-73	282
Richard Crawford.....	14	72-72-71-68	283
Terry Dill.....	15	68-72-73-70	283
R.H. Sikes.....	16	69-74-71-69	283
Tommy Bolt.....	17	66-71-71-75	283
Gay Brewer.....	18	73-65-72-73	283
Billy Casper.....	19	72-71-70-70	283
Ray Floyd.....	20	70-73-68-72	283
Paul Harney.....	21	68-69-75-71	283
Jack Nicklaus.....	22	71-73-69-70	283
Gary Player.....	23	70-74-68-71	283
Tom Weiskopf.....	24	69-70-72-72	283

Player	Pos.	Score	Official Money
George Archer.....	T25	73-70-71-70	284
Don Bies.....	T25	68-69-73-74	284
Ron Cerrudo.....	T25	71-74-69-70	284
Dave Marr.....	T25	75-70-68-71	284
Johnny Pott.....	T25	73-71-72-68	284
Doug Sanders.....	T25	73-71-68-72	284
Miller Barber.....	T31	71-72-73-69	285
Homero Blancas.....	T31	70-71-74-70	285
Rives McBee.....	T31	72-72-74-67	285
Bobby Nichols.....	T31	69-72-75-69	285
Bruce Devlin.....	T31	67-72-76-70	285
Grier Jones.....	T31	71-71-73-70	285
Jack Montgomery.....	T31	71-74-70-70	285
Tom Shaw.....	T31	70-71-71-73	285
Charles Coody.....	T39	71-72-73-70	286
Bob Murphy.....	T39	73-72-70-71	286
Steve Oppermann.....	T39	71-74-72-69	286
Bob E. Smith.....	T39	72-73-72-69	286
Bob Charles.....	T43	71-73-70-73	287
Rod Funseth.....	T43	74-71-74-68	287
Fred Marti.....	T43	68-77-70-72	287
Phil Rodgers.....	T43	70-73-70-74	287
Bert Yancey.....	T43	71-68-70-78	287
Julius Boros.....	T48	71-74-71-72	288

Player	Pos.	Score	Official Money
Dow Finsterwald.....	T48	72-72-73-71	288
Bob Lunn.....	T48	68-73-74-73	288
Don Massengale.....	T48	70-75-73-70	288
Al Geiberger.....	T48	70-74-70-74	288
Larry Hinson.....	T53	71-74-70-74	289
Arnold Palmer.....	T53	71-74-70-74	289
Steve Reid.....	T53	73-72-74-70	289
Sam Snead.....	T53	75-70-70-74	289
Jim Wiechers.....	T53	74-70-76-69	289
Butch Baird.....	T58	72-73-72-73	290
Jim Colbert.....	T58	69-71-78-72	290
Tommy Jacobs.....	T58	73-72-69-76	290
Don January.....	T58	70-74-71-75	290
Randy Wolff.....	T58	74-68-77-71	290
Jerry Heard.....	T63	72-73-72-74	291
Allan Henning.....	T63	70-75-71-75	291
Bob Stone.....	T65	70-75-75-72	292
Frank Boynton.....	T66	76-68-75-74	293
Bobby Mitchell.....	T66	73-72-70-78	293
Howell Fraser.....	T68	74-71-72-78	295
Claude Harmon, Jr.....	69	76-69-77-76	298
Jimmy Picard.....	70	71-74-77-77	299
Mike Fetchick.....	71	72-73-79-77	301

The following players did not finish (C=cut)

C-146-Dave Eichelberger, Lee Elder, Jim Ferrier, Gibby Gilbert, Tony Jacklin, John Lively, Richard Martinez, Charles Sifford, Ken Still, Art Wall, Dudley Wysong. **147**-Ras Allen, Charles Courtney, Bob Dickson, Jay Hebert, Hale Irwin, Gene Littler, Orville Moody, Kel Nagle, Dean Refram, Mason Rudolph, John Schlie, Peter Townsend, Terry Wilcox. **148**-Chris Blocker, Bill Collins, Wes Ellis, Dave Hill, Ron Reif, Harry Toscano, Ken Venturi. **149**-Jerry Abbott, Al Balding, Jerry Barrier, Lee Davis, Lionel Hebert, Jerry McGee, Jim Turnesa, Everette Vinzant. **150**-Gene Borek, Monty Kaser, Herman Kiser, Mike Krak, Billy Maxwell, Chi Chi Rodriguez, Pat Schwab, Bob Stanton, Jim Wright. **151**-Jerry Barber, Bobby Cole, Gardner Dickinson, Ed Furgol, Gary Groh, Jim Jamieson, Paul Kelly, Tom Kochan, Mike Reasor, Mike Souchak, Steve Spray, Kermit Zarley. **152**-Dale Douglass, Doug Ford, Bunky Henry, Tom Nieporte, Dick Rhyan, J.C. Snead. **153**-Jim Langley, Bob Shaw. **154**-Marty Hickman, Mac McLendon, Curtis Sifford. **155**-Johnny Miller, Ray Montgomery. **156**-Billy Farrell, Mike Joyce. **157**-Herman Barron, Jerry Coats, Mario Lauretti.

1970



Bruce Crampton

Westchester CC
Harrison, NY
Par: 36-36-72

Purse: \$250,000
July 30-August 2
Yards: 6,700

LEADERS: First Round—Brian Barnes, Bruce Crampton, Larry Hinson, Tommy Jacobs and Hugh Royer all shot 67s to make a five-way tie at the top. **Second Round**—Johnny Miller shot a second-round 67 to take a one stroke lead over Mike Ballo, Hinson, Jim Jamieson and John Schroeder. **Third Round**—Crampton, Hinson and Nicklaus were all tied at 10-under 206, one stroke ahead of the duo of Dave Hill and Howie Johnson.

Player	Pos.	Score	Official Money
BRUCE CRAMPTON	1	67-71-68-67	273
Larry Hinson.....	T2	67-70-69-68	274
Jack Nicklaus.....	T2	72-67-67-68	274
Ray Floyd.....	T4	68-73-68-68	277
Jerry Heard.....	T4	73-68-69-67	277
Arnold Palmer.....	T6	72-69-69-68	278
Phil Rodgers.....	T6	69-70-72-67	278
Tom Weiskopf.....	T6	72-71-70-65	278
Tommy Aaron.....	T6	70-69-69-70	278
Frank Beard.....	T6	68-71-70-69	278
Dave Hill.....	T6	72-72-63-71	278
John Schroeder.....	T6	69-68-71-70	278
Homero Blancas.....	T13	74-67-67-71	279
Paul Harney.....	T13	71-71-70-67	279
Tommy Jacobs.....	T13	67-72-71-69	279
Jim Jamieson.....	T13	71-66-72-70	279
Bob Charles.....	T17	69-72-68-71	280
Charles Coody.....	T17	71-70-71-68	280
J.C. Goswie.....	T17	73-68-69-70	280
Gene Littler.....	T17	68-71-69-72	280
Hugh Royer.....	T17	67-71-72-70	280
Dan Sikes.....	T17	70-70-69-71	280
Jim Grant.....	T23	69-71-72-69	281
Howie Johnson.....	T23	70-72-65-74	281
Jack Lewis.....	T23	69-69-70-73	281
Dave Stockton.....	T23	71-69-71-70	281
Kermit Zarley.....	T23	71-70-70-70	281
Don Massengale.....	T28	72-72-70-68	282

Player	Pos.	Score	Official Money
Chi Chi Rodriguez.....	T28	71-69-74-68	282
Sam Snead.....	T28	70-73-71-68	282
Mike Ballo.....	T28	68-69-73-72	282
Lou Graham.....	T28	70-73-70-69	282
Johnny Miller.....	T28	69-67-74-72	282
Bob Stanton.....	T28	70-72-69-71	282
Bobby Nichols.....	T35	71-72-72-68	283
Steve Oppermann.....	T35	71-73-70-69	283
Harold Henning.....	T35	74-67-71-71	283
Billy Maxwell.....	T35	72-69-71-71	283
Mason Rudolph.....	T35	71-69-69-74	283
Doug Sanders.....	T35	74-69-68-72	283
Julius Boros.....	T41	73-68-73-70	284
Gibby Gilbert.....	T41	70-73-71-70	284
Dave Marr.....	T41	72-72-70-70	284
Billy Casper.....	T41	73-66-69-76	284
Terry Dill.....	T41	71-70-70-73	284
Dave Eichelberger.....	T41	72-71-66-75	284
Charles Sifford.....	T41	73-68-71-72	284
Jerry Barber.....	T48	70-73-71-71	285
Bill Collins.....	T48	74-70-70-71	285
Lee Elder.....	T48	72-71-72-70	285
Hal Underwood.....	T48	72-70-72-71	285
Jim Colbert.....	T48	71-73-70-71	285
Al Geiberger.....	T48	72-71-69-73	285
Jerry McGee.....	T48	68-71-72-74	285
Tommy Aycock.....	T55	71-73-72-70	286
Charles Courtney.....	T55	73-69-71-73	286

Player	Pos.	Score	Official Money
Grier Jones.....	T55	70-69-74-73	286
Bob Murphy.....	T55	70-70-72-74	286
Maurice Bembridge.....	T59	74-68-74-71	287
Bobby Cole.....	T59	74-68-75-70	287
Bob Goalby.....	T59	70-73-71-73	287
Labron Harris.....	T59	72-72-72-71	287
Mike Hill.....	T59	75-69-72-71	287
Brian Barnes.....	T64	67-73-74-74	288
Dale Douglass.....	T64	69-74-75-70	288
Ted Hayes.....	T64	73-69-79-67	288
Babe Hiskey.....	T64	70-73-72-73	288
Dick Lotz.....	T64	72-72-71-73	288
Harry Toscano.....	T64	73-70-73-72	288
Chris Blocker.....	T70	72-71-72-74	289
Gary Player.....	T70	72-71-74-72	289
Art Wall.....	T70	72-71-72-74	289
Tommy Bolt.....	T73	73-68-73-76	290
John Schlee.....	T73	73-70-73-74	290
Terry Wilcox.....	T73	71-72-71-76	290
Randy Wolff.....	T73	73-68-75-74	290
Fred Marti.....	T77	68-70-78-75	291
Al Mengert.....	T77	69-74-76-72	291
Jack McGowan.....	79	71-73-77-71	292
Joel Goldstrand.....	80	74-70-77-72	293
Bunky Henry.....	81	75-69-79-71	294
Larry Ziegler.....	82	73-70-76-79	298

The following players did not finish (C=cut, W=withdrew, D=disqualified)

C-145-Deane Berman, Don Bies, Roberto De Vicenzo, Gardner Dickinson, Wes Ellis, Doug Ford, Herb Hooper, Rives McBee, Bob Menne, Dick Rautmann, Curtis Sifford. **146**-Bert Greene, Bobby Greenwood, Lionel Hebert, Tom Joyce, Tom Nieporte, Jerry Pittman, Steve Reid, Dick Rhyan, R.H. Sikes, Ken Still. **147**-Miller Barber, Gay Brewer, Pete Brown, Ed Furgol, George Johnson, Bob Lunn, Mac McLendon, Dudley Wysong. **148**-David Bollman, Gene Borek, Alex Caygill, Ken Ellsworth, Howell Fraser, Hale Irwin, Larry Mowry, Dean Refram, Bob Schoener. **149**-Joe Cardenas, Rod Curl, Bob Erickson, Wilf Homenuik, Johnny Mitchell, Doug Olson, Les Peterson, Jim Venturi, Ken Venturi. **150**-Herman Barron, Bob Benson, John Buczek, Dick Crawford, Gordon Jones, David Lee, Joe Moresco, Craig Shankland, Rocky Thompson, Jim Wiechers, Larry Wood. **151**-Jack Harden, John Levinson, Dennis Murphy, Bob E. Smith. **152**-John Baldwin, Rafe Botts, Craig Metz, Dave Ragan, Ron Reif, Peter Townsend. **153**-George Archer, John Lively, Bob Payne, Johnny Pott, Bob Watson. **154**-Billy Farrell, Claude Harmon, Jr., **156**-Gary Bowerman, Jesse Whittenton, **157**-Gene Sarazen, **158**-Tim Leslie, **W-75**-Orville Moody, **78**-Ben Hogan, **Bert Yancey**, **79**-Earl Fennell, **George Knudson**, **80**-Jim Terry, **D-77**-John Lotz.

Championship Summaries

1971



Arnold Palmer

Westchester CC
Harrison, NY
Par. 36-36-72

Purse: \$250,000
July 22-25
Yards: 6,700

LEADERS: First Round—Arnold Palmer, with an 8-under 64, led Larry Wood by one stroke. Bruce Crampton and Ken Still trailed by two. **Second Round**—Palmer's 2-under 70 left him at 134, two strokes ahead of Bob E. Smith. Wood was three back. **Third Round**—Palmer maintained his lead with a 68 to move to 14-under, three ahead of Gibby Gilbert. Raymond Floyd and Hale Irwin trailed by five.

Player	Pos.	Score	Official Money
ARNOLD PALMER	1	64-70-68-68	270 \$50,000.00
Gibby Gilbert.....	T2	67-70-68-70	275 23,125.00
Hale Irwin.....	T2	70-70-67-68	275 23,125.00
Frank Beard.....	T4	69-69-71-68	277 11,000.00
Sam Snead.....	T4	71-70-68-68	277 11,000.00
Bobby Nichols.....	T6	70-69-70-70	279 8,125.00
Mason Rudolph.....	T6	71-73-70-65	279 8,125.00
Larry Wood.....	T6	65-72-71-71	279 8,125.00
George Boutell.....	T9	68-70-72-70	280 6,500.00
Jack Nicklaus.....	T9	72-69-72-67	280 6,500.00
Bob Charles.....	T11	73-68-67-73	281 4,468.75
Bruce Crampton.....	T11	66-72-73-70	281 4,468.75
Terry Dill.....	T11	69-75-66-71	281 4,468.75
Ray Floyd.....	T11	68-73-66-74	281 4,468.75
Lou Graham.....	T11	70-73-73-65	281 4,468.75
Mac McLendon.....	T11	72-73-67-69	281 4,468.75
Art Wall.....	T11	74-68-69-70	281 4,468.75
Herb Hooper.....	T11	71-69-71-70	281 4,468.75
Paul Harney.....	T19	70-73-73-66	282 3,000.00
Bob Rosburg.....	T19	71-69-71-71	282 3,000.00
Ken Still.....	T19	66-75-72-69	282 3,000.00
Don Bies.....	T22	68-71-72-72	283 2,041.67
Rod Funseth.....	T22	68-74-73-68	283 2,041.67
Dave Hill.....	T22	73-70-70-70	283 2,041.67
Bob Lunn.....	T22	70-72-71-70	283 2,041.67
DeWitt Weaver.....	T22	74-69-70-70	283 2,041.67
Larry Ziegler.....	T22	74-68-73-68	283 2,041.67

Player	Pos.	Score	Official Money
Bert Greene.....	T22	68-75-68-72	283 \$2,041.66
Bob Stone.....	T22	68-69-71-75	283 2,041.66
Bill Collins.....	T22	69-74-67-73	283 2,041.00
Jim Colbert.....	T31	72-69-72-71	284 1,505.00
Mike Hill.....	T31	75-69-70-70	284 1,505.00
Roy Pace.....	T31	70-70-71-73	284 1,505.00
Doug Sanders.....	T31	68-73-72-71	284 1,505.00
R.H. Sikes.....	T31	68-73-69-74	284 1,505.00
Bruce Devlin.....	T36	70-74-74-67	285 1,143.75
Marty Fleckman.....	T36	71-71-72-71	285 1,143.75
Phil Rodgers.....	T36	71-72-72-70	285 1,143.75
Ted Hayes.....	T36	72-70-72-71	285 1,143.00
Jack Lewis.....	T36	70-73-69-73	285 1,143.00
Larry Mowry.....	T36	70-69-76-70	285 1,143.00
Hugh Royer.....	T36	71-72-73-72	285 1,143.00
Terry Wilcox.....	T36	71-72-70-72	285 1,143.00
Dale Douglass.....	T44	72-70-73-71	286 705.00
Jerry Hebert.....	T44	69-72-70-75	286 705.00
Johnny Miller.....	T44	69-76-73-68	286 705.00
Bob E. Smith.....	T44	68-68-75-75	286 705.00
Kermit Zarley.....	T44	72-70-74-70	286 705.00
Bud Allin.....	T49	75-68-68-76	287 410.00
Jim Jamieson.....	T49	70-71-72-74	287 410.00
Steve Melnyk.....	T49	69-74-71-73	287 410.00
Hal Underwood.....	T49	71-72-74-70	287 410.00
Bert Yancey.....	T49	72-71-73-71	287 410.00
Charles Courtney.....	T54	69-74-69-76	288 333.34

Player	Pos.	Score	Official Money
Mike Reesor.....	T54	73-72-69-74	288 \$333.34
Dave Stockton.....	T54	72-73-71-72	288 333.34
Tom Weiskopf.....	T54	74-70-71-73	288 333.34
Tommy Bolt.....	T58	71-73-73-72	289 333.34
Lee Elder.....	T58	73-72-72-72	289 333.34
Gene Ferrell.....	T58	74-68-75-72	289 333.00
Rick Rhoads.....	T58	69-72-74-74	289 333.00
Ron Cerrudo.....	T62	69-76-71-74	290 333.33
J.C. Goosie.....	T62	68-76-71-75	290 333.33
Billy Maxwell.....	T62	71-71-74-74	290 333.33
Tommy Aycok.....	T62	73-69-76-72	290 333.00
Grier Jones.....	T66	72-72-72-75	291 333.33
Charles Sifford.....	T66	72-73-73-73	291 333.33
Bobby Greenwood.....	T66	69-73-74-75	291 333.00
Dave Marad.....	T66	73-70-76-72	291 333.00
Richard Crawford.....	T70	72-71-75-74	292 333.33
John Kennedy.....	T70	78-67-73-74	292 333.00
George Archer.....	T72	71-72-74-76	293 333.33
Deane Beman.....	T72	74-70-77-72	293 333.33
Homero Blancas.....	T72	69-73-77-74	293 333.00
Wes Ellis.....	T75	70-75-75-74	294 333.00
John Lotz.....	T75	68-76-72-78	294 333.00
Larry White.....	T77	72-73-79-71	295 333.00
Bob Payne.....	T78	71-73-77-75	296 333.33
Larry Laoretti.....	T79	75-70-74-78	297 333.00
Bobby Mitchell.....	T80	71-72-86-70	299 333.33

The following players did not finish (C=cut, W=withdrew, D=disqualified)

C—146-Al Geiberger, Labron Harris, Marion Heck, Ron Letellier, Jimmy Picard, Ron Reif, Lee Trevino, Randy Wolff, Jim Wright, **147**-Miller Barber, Bob Bourne, Charles Coody, Jacky Cupit, Jim Ferrier, David Graham, Babe Hickey, Howie Johnson, Mike Joyce, Mike Krak, Orville Moody, Bob Murray, **148**-Julius Boros, Rod Curf, Jim Grant, Lionel Hebert, Tom Nieporcie, Chi Chi Rodriguez, Dan Sikes, **149**-Tommy Aaron, Dave Eichelberger, Mike Fetchick, Doug Ford, George Johnson, Ross Randall, Dennis Rouse, Cesar Sanudo, Bert Weaver, **150**-Gardner Dickinson, Billy Emmons, Bill Garrett, Bob Goalby, Larry Hinson, Dick Lotz, Rik Massengale, Jerry Pittman, J.C. Snead, John Wells, **151**-Gene Borek, Gay Brewer, Billy Farrell, Jim Gilbert, Jim Jewell, Ben Kern, John Schroeder, Ken Venturi, Bob Wynn, **152**-Rolf Deming, Joel Goldstrand, Dick Mayer, Bob Pipkin, **153**-Jerry Barber, George Hixon, Tom Shaw, Lanny Wadkins (A), **154**-Bob Barbarossa, **155**-Don Messengale, **157**-Joe Moresco, **W—76**-Pete Brown, **D—78**-Dave Marr.

1972



Jack Nicklaus

Westchester CC
Harrison, NY
Par. 36-36-72

Purse: \$250,000
August 10-13
Yards: 6,700

LEADERS: First Round—DeWitt Weaver, with a 64, took a one-stroke lead over Steve Melnyk and Jack Nicklaus. Dwight Nevil shot a 66 to trail by two. **Second Round**—Nevil followed his 66 with 65 to lead Nicklaus by one and Bruce Devlin and Jim Simons by two. **Third Round**—Nicklaus regained the lead at 14-under 202, two strokes ahead of Nevil and four up on Gay Brewer.

Player	Pos.	Score	Official Money
JACK NICKLAUS	1	65-67-70-68	270 \$50,000.00
Jim Colbert.....	2	70-68-70-65	273 28,500.00
Dwight Nevil.....	3	66-65-73-71	275 17,750.00
Homero Blancas.....	4	71-68-72-65	276 11,750.00
George Archer.....	T5	69-70-70-68	277 9,625.00
DeWitt Weaver.....	T5	64-73-72-68	277 9,625.00
Gay Brewer.....	T7	69-69-68-72	278 7,687.50
Charles Sifford.....	T7	68-70-70-70	278 7,687.50
Tommy Aaron.....	T9	71-68-71-69	279 6,250.00
Chi Chi Rodriguez.....	T9	71-68-71-69	279 6,250.00
Bob Rosburg.....	T9	69-71-71-68	279 6,250.00
Doug Sanders.....	T12	69-71-74-66	280 4,833.34
Bruce Devlin.....	T12	67-68-75-70	280 4,833.34
Ken Still.....	T12	71-68-74-67	280 4,833.34
Deane Beman.....	T15	71-68-76-66	281 3,875.00
Mac McLendon.....	T15	69-71-72-69	281 3,875.00
Art Wall.....	T15	74-69-69-69	281 3,875.00
Jim Wiechers.....	T15	72-68-72-69	281 3,875.00
Mike Hill.....	T19	70-71-71-70	282 3,000.00
Larry Hinson.....	T19	71-70-72-69	282 3,000.00
Larry Ziegler.....	T19	70-71-71-70	282 3,000.00
Bob Menne.....	T22	71-71-73-68	283 2,425.00
Wayne Yates.....	T22	67-69-74-73	283 2,425.00
Rex Baxter.....	T24	71-68-75-70	284 1,893.75
Bruce Crampton.....	T24	70-73-72-69	284 1,893.75

Player	Pos.	Score	Official Money
Hubert Green.....	T24	71-71-70-72	284 \$1,893.75
Paul Harney.....	T24	73-72-68-71	284 1,893.75
Jerry McGee.....	T24	75-69-71-69	284 1,893.75
Johnny Miller.....	T24	70-71-71-72	284 1,893.75
Roy Pace.....	T24	70-70-69-74	284 1,893.75
Jim Wright.....	T24	70-70-74-70	284 1,893.75
David Graham.....	T32	69-74-71-71	285 1,425.00
Tom Kite.....	T32	71-72-72-70	285 1,425.00
Doug Olson.....	T32	72-73-71-69	285 1,425.00
Gary Player.....	T32	72-72-69-72	285 1,425.00
Dan Sikes.....	T32	71-69-72-73	285 1,425.00
Larry Wood.....	T32	76-69-72-68	285 1,425.00
Charles Courtney.....	T38	72-70-74-70	286 1,083.34
Steve Melnyk.....	T38	65-71-79-71	286 1,083.34
Howie Johnson.....	T38	68-75-72-71	286 1,083.33
Dick Lotz.....	T38	72-72-70-72	286 1,083.33
Bobby Nichols.....	T38	70-71-74-71	286 1,083.33
Jim Simons.....	T38	69-66-79-72	286 1,083.33
Chris Blocker.....	T44	71-72-70-74	287 705.00
Charles Coody.....	T44	71-71-72-73	287 705.00
Wes Ellis.....	T44	70-74-74-69	287 705.00
Rod Funseth.....	T44	73-71-72-71	287 705.00
Fred Marti.....	T44	73-71-71-72	287 705.00
Dave Eichelberger.....	T49	72-73-74-69	288 460.01
Lee Elder.....	T49	71-70-77-70	288 460.00

Player	Pos.	Score	Official Money
Ray Floyd.....	T49	73-69-71-75	288 \$460.00
Mason Rudolph.....	T49	69-73-71-75	288 460.00
Bob E. Smith.....	T49	68-75-73-72	288 460.00
Butch Baird.....	T54	72-71-69-77	289 416.67
Marty Bohan.....	T54	74-70-73-72	289 416.67
Labron Harris.....	T54	66-77-71-75	289 416.67
Jim Dent.....	T57	74-68-75-73	290 416.67
Billy Maxwell.....	T57	73-70-74-73	290 416.67
Don Iverson.....	T59	70-74-73-74	291 416.67
Bob Murphy.....	T59	67-71-76-77	291 416.67
Cesar Sanudo.....	T59	73-72-70-76	291 416.67
Ed Snead.....	T59	70-75-72-74	291 416.67
Bob Eastwood.....	T63	72-73-74-73	292 416.67
Steve Reid.....	T63	70-74-74-76	292 416.67
John Schlee.....	T63	69-71-77-75	292 416.67
Haruo Yasudo.....	T63	76-68-76-72	292 416.67
Doug Ford.....	T67	73-72-76-73	294 416.66
Bobby Greenwood.....	T67	73-72-77-72	294 416.66
Chuck Scally.....	T67	69-75-77-73	294 416.66
Tom Shaw.....	T67	71-71-78-74	294 416.66
Ralph Johnston.....	T71	73-69-76-78	296 416.66
Dale Douglass.....	T72	70-74-76-77	297 416.66
Paul Moran.....	T73	72-70-78-78	298 416.66
Roger Ginsberg.....	T74	72-72-75-80	299 416.66

The following players did not finish (C=cut, W=withdrew, D=disqualified)

C—146-Jerry Barber, Miller Barber, Jack Connelly, Rod Curf, Al Geiberger, Larry Gilbert, Denny Lyons, Arnold Palmer, Pat Schwab, J.C. Snead, Ken Venturi, Bert Yancey, Kermit Zarley, **147**-Gene Borek, Bobby Cole, Richard Crawford, Bert Greene, Jerry Heald, Jim Jamieson, Grier Jones, Don Messengale, Bobby Mitchell, Mike Reesor, Phil Rodgers, John Schroeder, **148**-Bill Collins, Lionel Hebert, Babe Hickey, Hale Irwin, Tom Nieporcie, Dick Rhymer, Mike Spang, Lanny Wadkins, Terry Wilcox, **149**-Bud Allin, Ron Cerrudo, Fred Haas, Bob Payne, Dave Stockton, Bob Stone, Tom Ulozas, **150**-Frank Beard, Pete Brown, Lou Graham, Ben Kern, Mike Krak, Jim O'Hearn, Steve Opperman, **151**-George Boutell, Benny Henry, Dave Marr, **152**-Don Bies, John Lister, Bob Watson, **153**-John Lister, **154**-Jim Ferrier, Steve Frieber, Ron Letellier, **155**-Frank Card, Tim Leslie, **156**-Marti Nollezzi, Bobby Rousseau, **157**-R.H. Sikes, **158**-Bob Inman, **160**-Tom Watson, **W—75**-Gibby Gilbert, **78**-Julius Boros, Marty Fleckman, Bob Goalby, Herb Hooper, Joe Longo, Tom Weiskopf, **80**-Ed Furgol, **D—72**-George Thorpe.

Championship Summaries

1973



Bobby Nichols

Westchester CC
Harrison, NY
Par: 36-36-72

Purse: \$250,000
August 2-5
Yards: 6,614

LEADERS: First Round—Tom Weiskopf shot an 8-under 64. He led six players, Jerry Barber, Bruce Crampton, Gibby Gilbert, Bob Murphy, DeWitt Weaver and Jim Wiechers, by three strokes. **Second Round**—Weiskopf, at 11-under 133, led Weaver by one stroke. Frank Beard, Tom Kite and Dan Sikes were two back. **Third Round**—Sikes and Weiskopf were tied at 12-under, with Beard and Bobby Cole a stroke back.

Player	Pos.	Score	Official Money
BOBBY NICHOLS#1	70-67-70-65	272	\$50,000.00
Bob Murphy.....2	67-70-68-67	272	28,500.00
Dan Sikes.....T3	70-65-67-71	273	14,750.00
Tom Weiskopf.....T3	64-69-69-71	273	14,750.00
Gibby Gilbert.....T5	67-72-68-67	274	9,083.34
Frank Beard.....T5	68-67-68-71	274	9,083.33
Gene Littler.....T5	68-69-71-66	274	9,083.33
David Glenz.....8	69-70-66-70	275	7,375.00
Bobby Cole.....T9	70-68-65-73	276	6,250.00
Jack Nicklaus.....T9	70-68-69-69	276	6,250.00
Bob E. Smith.....T9	69-70-71-66	276	6,250.00
Jim Jamieson.....T12	68-71-72-66	277	4,687.50
Tom Kite.....T12	70-65-72-70	277	4,687.50
Tom Watson.....T12	69-70-69-69	277	4,687.50
Jim Wiechers.....T12	67-70-70-70	277	4,687.50
Bruce Crampton.....T16	67-69-70-72	278	3,750.00
Lee Elder.....T16	70-69-73-66	278	3,750.00
Lanny Wadkins.....T16	69-68-71-70	278	3,750.00
Charles Courtney.....T19	71-69-68-71	279	2,515.63
Arnold Palmer.....T19	71-70-69-69	279	2,515.63
Chi Chi Rodriguez.....T19	71-69-68-71	279	2,515.63
J.C. Snead.....T19	74-67-72-66	279	2,515.63
Don Bies.....T19	70-67-70-72	279	2,515.62
Homero Blancas.....T19	69-69-72-69	279	2,515.62

Player	Pos.	Score	Official Money
Pete Brown.....T19	72-69-69-69	279	\$2,515.62
Mason Rudolph.....T19	69-69-72-69	279	2,515.62
Bruce Devlin.....T27	68-72-70-70	280	1,850.00
Hubert Green.....T27	68-69-71-72	280	1,850.00
Dwight Nevil.....T27	70-68-71-71	280	1,850.00
Bob Lunn.....T30	71-67-69-74	281	1,662.50
Johnny Miller.....T30	70-71-72-68	281	1,662.50
Gary Player.....T32	71-69-69-73	282	1,353.58
Richard Crawford.....T32	68-69-72-73	282	1,353.57
Rod Curl.....T32	72-69-72-69	282	1,353.57
George Johnson.....T32	72-66-72-72	282	1,353.57
Bobby Mitchell.....T32	72-67-69-74	282	1,353.57
Orville Moody.....T32	70-71-71-70	282	1,353.57
Wayne Yates.....T32	71-72-66-73	282	1,353.57
Tommy Aaron.....T39	70-69-70-74	283	1,025.00
Gay Brewer.....T39	69-70-73-71	283	1,025.00
Jim Colbert.....T39	69-71-70-73	283	1,025.00
Bill Collins.....T39	70-68-73-72	283	1,025.00
Ray Floyd.....T39	68-74-70-71	283	1,025.00
Charles Coody.....T44	69-72-71-72	284	775.00
David Graham.....T44	68-70-77-69	284	775.00
Tommy Jacobs.....T44	70-72-75-67	284	775.00
Dave Marr.....T44	71-71-71-71	284	775.00
Ed Sneed.....T44	70-71-75-68	284	775.00

Player	Pos.	Score	Official Money
Jerry Barber.....T49	67-74-72-72	285	\$615.00
Dale Douglass.....T49	71-69-71-74	285	615.00
Jerry Heard.....T49	71-71-72-71	285	615.00
Sam Snead.....T49	71-72-71-71	285	615.00
Leonard Thompson.....T49	70-73-72-70	285	615.00
Paul Moran.....T54	69-70-76-71	286	543.84
Larry Stubblefield.....T54	69-70-73-74	286	543.84
Gene Borek.....T54	72-71-69-74	286	543.83
Al Geiberger.....T54	69-72-74-71	286	543.83
DeWitt Weaver.....T54	67-67-73-79	286	543.83
Larry White.....T54	76-64-75-71	286	543.83
Marty Bohan.....T60	71-71-75-70	287	493.50
Bob Eastwood.....T60	71-68-75-73	287	493.50
Art Wall.....T62	75-67-71-75	288	469.00
Bob Wynn.....T62	72-73-70-75	288	469.00
Steve Melnyk.....T64	70-73-73-73	289	431.25
Phil Rodgers.....T64	70-70-76-73	289	431.25
Ken Still.....T64	69-71-73-76	289	431.25
Kermit Zarley.....T64	70-69-77-73	289	431.25
Curtis Sifford.....T68	71-71-70-78	290	393.50
Dave Stockton.....T68	73-70-69-78	290	393.50
Carl Lohren.....T70	70-72-77-78	297	375.00

The following players did not finish (C=cut, W=withdrew, D=disqualified)

C—144—Miller Barber, Rod Funseth, Bob Goalby, Mike Higgins, Larry Hinson, Rik Massengale, Mac McLendon, John Schlee, John Schroeder, Charles Sifford, Jim Simons, Larry Wood, Mike Wynn, Larry Ziegler, **145**—Mike Ballo, Dave Eichelberger, Doug Ford, Ed Furgol, Lionel Hebert, Hale Irwin, Howie Johnson, John Mahaffey, Jack Montgomery, Terry Small, Rocky Thompson, **146**—George Archer, Byron Comstock, Jim Fernier, Ben Kern, Jim King, Rick Rarick, Ken Venturi, Bob Zender, Billy Zibbro, **147**—Forrest Fezler, Bruce Fleisher, Bruce Fleisher, Mike Hill, Dick Lotz, Don Massengale, Lloyd Monroe, Roy Pace, Ross Randall, **148**—Sam Adams, Bud Allin, Julius Boros, Mike McCullough, Bob Menne, Allen Miller, Tom Nieporte, Tom Shaw, Terry Wilcox, **149**—Frank Card, Bunky Henry, Mike Krak, Jack Lewis, Ralph Schlicht, Bob Watson, **150**—Tom Evans, Carl Pedersen, **152**—Rex Baxter, Elwin Fanning, David Jimenez, **153**—Jim Ahern, **154**—Wes Ellis, **155**—Andy Nusbbaum, **156**—Vince Bizik, **157**—Arnold Frankel, **160**—Ray Dzierzanowski, **W—217**—Gardner Dickinson, Bob Rosburg, **74**—Jerry McGee, **80**—Bob Bruno, Martin Roessik, **D—284**—Jim Wright, **73**—Deane Beman.

1974



Johnny Miller

Westchester CC
Harrison, NY
Par: 36-36-72

Purse: \$250,000
August 22-25
Yards: 6,614

LEADERS: First Round—Tommy Aaron, Miller Barber, Dale Douglass and Larry Ziegler all shot 5-under 67s to lead 11 golfers by one stroke. The 11 were Bruce Crampton, Rod Funseth, Larry Hinson, John Lister, Jerry McGee, Bob Murphy, Jack Nicklaus, Arnold Palmer, Mason Rudolph, Dan Sikes, Tom Watson and Jim Wiechers. **Second Round**—Douglass, at 11-under 133, led Ziegler by one. **Third Round**—Johnny Miller shot a third-round 65 to take a one-shot lead over Tom Weiskopf.

CUT: 74 players at even-par 144.

PRO-AM: Individual—Jerry Heard, 66, \$500. Team—Bobby Cole, Johnny Miller, Frank Beard, 56, \$416.67 each.

WEATHER: Sunny and humid Thursday. Rain Friday morning, with delays from 8-9:15 a.m. and from 11 a.m.-12:20 p.m. Sunny and humid Saturday. Sunny and warm on Sunday.

Player	Pos.	Score	Official Money
JOHNNY MILLER1	69-68-65-67	269	\$50,000.00
Don Bies.....2	70-65-70-66	271	28,500.00
Tom Weiskopf.....3	70-66-68-68	272	17,750.00
Jerry McGee.....4	68-68-70-68	274	11,750.00
Jack Nicklaus.....T5	68-68-69-70	275	9,625.00
Larry Ziegler.....T5	67-67-72-69	275	9,625.00
Bruce Crampton.....T7	68-68-72-68	276	7,687.50
Dale Douglass.....T7	67-66-72-71	276	7,687.50
Miller Barber.....T9	67-71-69-70	277	5,750.00
Jim Colbert.....T9	70-69-70-68	277	5,750.00
David Graham.....T9	70-69-68-70	277	5,750.00
Ken Still.....T9	70-69-68-70	277	5,750.00
Tom Watson.....T9	68-74-68-67	277	5,750.00
Hale Irwin.....T14	70-72-68-69	279	4,375.00
Jim Wiechers.....T14	68-74-69-68	279	4,375.00
Richard Crawford.....T16	72-69-71-68	280	3,500.00
Jerry Heard.....T16	69-68-73-70	280	3,500.00
Gene Littler.....T16	74-70-68-68	280	3,500.00
Dave Stockton.....T16	70-69-72-69	280	3,500.00
John Toepel.....T16	73-70-68-69	280	3,500.00
Homero Blancas.....T21	70-69-71-71	281	2,375.00
Steve Melnyk.....T21	72-68-72-69	281	2,375.00
Mason Rudolph.....T21	68-71-72-71	281	2,375.00
Dan Sikes.....T21	68-71-72-70	281	2,375.00

Player	Pos.	Score	Official Money
J.C. Snead.....T21	73-66-72-70	281	\$2,375.00
Tommy Aaron.....T26	67-73-73-69	282	1,701.45
Dave Eichelberger.....T26	73-71-71-67	282	1,701.45
Al Geiberger.....T26	71-71-69-69	282	1,701.45
John Schroeder.....T26	71-72-72-67	282	1,701.45
George Archer.....T26	69-70-72-71	282	1,701.44
Charles Coody.....T26	70-71-68-73	282	1,701.44
Gibby Gilbert.....T26	72-68-71-71	282	1,701.44
Jim Jamieson.....T26	71-73-68-70	282	1,701.44
John Lister.....T26	68-72-70-72	282	1,701.44
Charles Courtney.....T35	70-68-73-72	283	1,206.17
Mike Hill.....T35	70-71-70-72	283	1,206.17
Bobby Mitchell.....T35	71-71-72-69	283	1,206.17
Bob Stanton.....T35	73-68-71-71	283	1,206.17
Gary Player.....T35	71-73-66-73	283	1,206.16
Bob Wynn.....T35	73-69-69-72	283	1,206.16
Frank Beard.....T41	70-72-71-71	284	975.00
Marty Fleckman.....T41	70-73-70-71	284	975.00
Lou Graham.....T41	71-72-69-72	284	975.00
Butch Baird.....T44	74-69-73-69	285	825.00
Bruce Devlin.....T44	72-70-68-75	285	825.00
Sam Snead.....T44	73-71-71-70	285	825.00
Bobby Cole.....T47	73-71-72-70	286	657.60
Grier Jones.....T47	71-68-74-73	286	657.60

Player	Pos.	Score	Official Money
Rik Massengale.....T47	71-70-72-73	286	\$657.60
Larry Nelson.....T47	71-71-74-70	286	657.60
Kermit Zarley.....T47	75-67-71-73	286	657.60
Lee Elder.....T52	71-72-73-71	287	562.43
Rod Funseth.....T52	68-75-73-71	287	562.43
Jim Masserio.....T52	71-72-74-70	287	562.43
Gary McCord.....T52	76-68-71-72	287	562.43
Bob Murphy.....T52	68-74-74-71	287	562.43
Leonard Thompson.....T52	74-70-72-71	287	562.43
Doug Ford.....T52	70-73-70-74	287	562.42
Bruce Fleisher.....T59	74-69-74-71	288	493.75
Larry Hinson.....T59	68-72-73-75	288	493.75
Mike Mitchell.....T59	72-71-75-70	288	493.75
Charles Sifford.....T59	72-72-74-70	288	493.75
Babe Hisey.....T63	73-69-77-70	289	450.00
Spike Kelley.....T63	72-72-72-73	289	450.00
Curtis Sifford.....T63	72-72-73-73	289	450.00
Art Wall.....T66	72-68-78-72	290	425.00
Terry Dill.....T67	74-69-75-74	292	406.50
Arnold Palmer.....T67	68-73-71-80	292	406.50
Ben Crenshaw.....T69	75-68-77-73	293	254.00
Kelley Moser.....T69	74-69-79-71	293	254.00
Lanny Wadkins.....T69	69-71-76-77	293	254.00

The following players did not finish (C=cut, W=withdrew)

C—145—Ras Allen, Gay Brewer, Bob Goalby, Hubert Green, Bert Greene, Don Iverson, George Johnson, Richie Karl, Lynn Lotz, Gil Morgan, Bob Payne, Rick Rhoads, Bob E. Smith, Ed Sneed, Larry Wood, **146**—Gene Borek, Pete Brown, Bob Bruno, David Glenz, Gary Groh, Labron Harris, Dave Hill, Tom Kite, Mike McCullough, Bob Unger, Mike Wynn, **147**—Jim Barber, Rafe Botts, Tom Joyce, James B. Marshall, Andy North, Roy Pace, Joe Porter, **148**—Jerry Barber, Randy Erskine, Tom Jenkins, Ted Mandes, Fred Marti, Bob Menne, Terry Wilcox, **149**—Bill Collins, Mark Hayes, Lionel Hebert, Phil Rodgers, John Albus, Gardner Dickinson, John Erwin, Ron Hoyt, Chi Chi Rodriguez, Tom Shaw, Bob Watson, **151**—Bobby Greenwood, Pat Welch, **152**—Jack Ewing, James Fernell, Dick Lotz, Tom Nieporte, Bob Rosburg, **153**—Sam Adams, Dwight Nevil, Jim Wright, **158**—Andy Nusbbaum, **159**—Frank Card, **W—142**—Bobby Nichols, **73**—Pete Davison, **75**—Allen Miller, **77**—Jim Dent, Bob Dickson, Sam Farlow, Andy Thompson, **78**—Jim Jewell, **80**—Mike Kallam, **81**—Bruce Ashworth, **82**—Marty Bohan, **Wally Armstrong**.

Championship Summaries

1975



Gene Littler

Westchester CC
Harrison, NY
Par: 36-36-72

Purse: \$250,000
July 31-August 3
Yards: 6,614

CUT: 71 players at even-par 144.

PRO-AM: \$7,500. Individual—Don Bies, 65, \$750. Team—Tom Weiskopf, 55, \$750.

WEATHER: Hot and humid the entire week. Skies were clear but hazy, and temperatures hovered near 100.

LEADERS: First Round—A 7-under-par 65 gave Rik Massengale a one-stroke lead over Tom Weiskopf. **Second Round**—Weiskopf, at 15-under-par 129 following a 9-under-par 63, held a seven-stroke edge over Gene Littler, Julius Boros, Jerry Pate and Richard Crawford. **Third Round**—At 15-under-par 201, Weiskopf led Pat Fitzsimons, who shot 66, by two strokes.

Player	Pos.	Score	Official Money
GENE LITTLER#	1	68-68-69-66	271
Julius Boros.....	2	70-66-70-65	271
Tom Weiskopf.....	3	66-63-72-71	272
Bruce Lietzke.....	4	70-71-66-67	274
Pat Fitzsimons.....	5	67-70-66-73	276
Jerry Heard.....	16	73-70-67-67	277
Hale Irwin.....	16	72-65-71-69	277
Tom Shaw.....	16	73-71-67-67	277
George Cadle.....	19	71-69-69-69	278
Rik Massengale.....	19	65-74-72-67	278
Dan Sikes.....	19	72-71-69-66	278
Art Wall.....	19	72-68-69-69	278
Tom Watson.....	13	68-71-69-71	279
Frank Beard.....	114	73-65-74-68	280
Charles Coody.....	114	71-67-71-71	280
Terry Diehl.....	114	71-67-71-71	280
Lyn Lott.....	114	71-68-68-73	280
Ed Dougherty.....	118	70-70-72-69	281
Mark Hayes.....	118	70-69-73-69	281
Jerry Pate.....	118	67-69-74-71	281
Tommy Aaron.....	121	67-72-75-68	282
George Burns.....	121	77-67-71-67	282
Terry Dill.....	121	71-67-74-70	282
Rod Funseth.....	121	68-69-70-75	282

Player	Pos.	Score	Official Money
Tom Kite.....	T21	71-72-70-69	282
John Mahaffey.....	T21	72-69-67-74	282
Sammy Rachels.....	T21	73-68-69-72	282
Bruce Crampton.....	T28	71-72-73-67	283
Richard Crawford.....	T28	69-67-74-73	283
Ben Crenshaw.....	T28	69-70-70-74	283
Jim Dent.....	T28	75-69-71-68	283
Joe Inman.....	T28	69-70-70-74	283
Bruce Devlin.....	T33	69-75-70-70	284
Gibby Gilbert.....	T33	73-68-71-72	284
Ken Still.....	T33	71-73-66-74	284
Don January.....	T36	73-71-72-69	285
Bob Murphy.....	T36	71-73-72-69	285
John Toepel.....	T36	73-70-73-69	285
Dale Douglass.....	T36	70-74-71-70	285
Bert Greene.....	T36	69-68-72-76	285
Andy North.....	T36	70-74-71-70	285
Bob Stanton.....	T36	73-69-72-71	285
Bobby Walzel.....	T36	71-72-70-72	285
Bob Wynn.....	T36	71-73-70-71	285
Bob Charles.....	T45	70-71-72-73	286
Jim Colbert.....	T45	73-68-71-74	286
Jim Simons.....	T45	73-70-73-70	286
Bob E. Smith.....	T45	72-70-69-75	286

Player	Pos.	Score	Official Money
Don Bies.....	T49	71-73-74-69	287
David Graham.....	T49	71-72-69-75	287
Grier Jones.....	T49	70-74-74-69	287
Johnny Miller.....	T49	69-74-71-73	287
Mason Rudolph.....	T49	72-71-72-72	287
Bud Allin.....	T54	68-75-73-72	288
Dennis Meyer.....	T54	77-67-74-70	288
George Knudson.....	T54	73-71-73-71	288
Tony Jacklin.....	T57	76-67-72-74	289
Phil Rodgers.....	T57	74-70-71-74	289
Bert Yancey.....	T57	71-73-72-73	289
Homero Blancas.....	T60	70-74-77-69	290
Bob Erickson.....	T60	71-73-76-70	290
Ross Randall.....	T60	74-70-76-70	290
Mike Wynn.....	T60	72-72-74-72	290
Bobby Cole.....	T60	71-69-76-74	290
Mike Hill.....	T60	70-70-73-77	290
Lionel Hebert.....	T60	74-69-74-74	291
Bill Collins.....	T67	71-73-78-70	292
Bob Dickson.....	68	69-75-75-74	293
Gardner Dickinson.....	T69	69-75-72-72	295
Gary Groh.....	T69	71-72-77-75	295

#Won playoff with par-4 on first extra hole

The following players did not finish (C=cut, W=withdrew, D=disqualified)

C—145—George Archer, Bob Bruno, Dave Eichelberger, Don Iverson, Jerry McGee, Artie McNickle, Steve Melnyk, Bobby Nichols, Bill Rogers, Curtis Sifford, Barney Thompson, Gary Wintz, Bob Zender, **146**—Frank Conner, Rod Curl, Al Geiberger, Lou Graham, Bobby Greenwood, Barry Jaecel, Tom Jenkins, Fred Marti, Joe Porter, Doug Sanders, Ed Snead, **147**—Randy Erskine, Forrest Fezler, Dave Hill, Larry Hinson, Tom Joyce, Jim Masserio, Bob Menne, Gary Player, Dick Ryan, Chi Chi Rodriguez, Howard Twitty, Lanny Wadkins, **148**—Wally Armstrong, Miller Barber, Mac McLendon, Sam Snead, Jim Wiechers, **149**—Gay Brewer, Doug Ford, Mike Higuera, Florentino Molina, Bobby Wadkins, **150**—Jimmie Bullard, Ed Furgol, Ralph Johnston, Dick Lotz, Mike McCullough, Roy Pace, Leonard Thompson, **151**—Ray Floyd, Perry Leslie, Carl Lohren, Dave Newquist, Jim Wright, **152**—Frank Card, David Glanz, Dwight Nevil, Craig Shankland, J.C. Snead, Jeff Steinberg, **153**—Lee Elder, Randy Feather, **154**—Hubert Green, Ken Venturi, Kermit Zarley, **155**—Al Jones, **156**—Carl Pedersen, DeWitt Weaver, **157**—Mike Joyce, Bob Watson, **163**—Jerry Barber, **W—213**—Larry Ziegler, **74**—Charles Courtney, Gary McCord, **75**—George Johnson, Howie Johnson, **77**—John Schlee, **D—73**—Victor Regalado.

1976



David Graham

Westchester CC
Harrison, NY
Par: 36-35-71

Purse: \$300,000
July 15-18
Yards: 6,603

PRO-AM: \$7,500. Individual—Bob Wynn, Arnold Palmer, Don January, 65, \$625 each. Team—Jack Nicklaus, 52, \$750.

WEATHER: Warm and sunny Thursday. Overcast with rain Friday afternoon. Mostly sunny and very pleasant Saturday and Sunday.

LEADERS: First Round—David Graham and Carlton (Slugger) White, at 8-under-par 63, led Tom Watson and Mike Wynn by one stroke. **Second Round**—David Graham, at 11-under-par 131, enjoyed a four-stroke margin over White, Wynn and Larry Ziegler. **Third Round**—Graham, at 12-under-par 201, held a four-stroke lead over Wynn.

CUT: 85 players at 1-over-par 143.

Player	Pos.	Score	Official Money
DAVID GRAHAM	1	63-68-70-71	272
Ben Crenshaw.....	T2	69-68-69-69	275
Tom Watson.....	T2	64-72-73-66	275
Fuzzy Zoeller.....	T2	66-72-69-68	275
Bud Allin.....	T5	70-68-72-67	277
Miller Barber.....	T5	69-68-70-70	277
Mike Hill.....	T5	65-72-71-69	277
John Mahaffey.....	T5	71-70-69-67	277
Rik Massengale.....	T5	70-71-68-68	277
Dan Sikes.....	T5	70-69-70-68	277
Ed Snead.....	T5	71-67-71-68	277
Larry Ziegler.....	T5	68-67-71-71	277
Al Geiberger.....	T13	69-71-67-71	278
John Jacobs.....	T13	70-69-72-67	278
Carlton White.....	T13	63-72-74-69	278
Mike Wynn.....	T13	64-71-70-73	278
Gay Brewer.....	T17	66-73-73-67	279
Richard Crawford.....	T17	72-70-68-69	279
Terry Dill.....	T17	71-71-70-67	279
Tom Kite.....	T17	72-71-66-70	279
Gene Littler.....	T17	70-69-69-71	279
Johnny Miller.....	T17	71-67-69-72	279
Don Bies.....	T23	73-70-69-68	280
Don January.....	T23	71-69-69-71	280
Jerry McGee.....	T23	71-70-66-73	280
Mac McLendon.....	T23	68-71-71-70	280
Jack Nicklaus.....	T23	70-73-69-68	280
Andy North.....	T23	69-67-73-71	280

Player	Pos.	Score	Official Money
Eddie Pearce.....	T23	70-67-71-72	280
J.C. Snead.....	T23	70-72-67-71	280
Dave Stockton.....	T23	70-72-68-70	280
Jim Wright.....	T23	77-62-69-72	280
Rex Caldwell.....	T33	71-71-68-71	281
Joey Dills.....	T33	70-73-67-71	281
Grier Jones.....	T33	71-71-70-69	281
Bruce Lietzke.....	T33	65-74-73-69	281
Dick Lotz.....	T33	69-71-72-69	281
Howard Twitty.....	T33	72-66-71-72	281
Hubert Green.....	T33	67-71-70-73	281
Dave Eichelberger.....	T40	69-71-68-74	282
Lee Elder.....	T40	74-69-70-69	282
Joe Inman.....	T40	68-71-72-71	282
Gay McCord.....	T40	70-68-70-74	282
Bobby Nichols.....	T40	73-70-69-70	282
Phil Rodgers.....	T40	69-70-72-71	282
Jim Simons.....	T40	69-70-71-72	282
Bobby Wadkins.....	T40	71-70-70-71	282
Billy Casper.....	T48	72-70-73-68	283
Jim Dent.....	T48	73-69-74-67	283
Lou Graham.....	T48	75-66-69-73	283
Hale Irwin.....	T48	70-71-69-73	283
Ken Still.....	T48	71-71-71-70	283
Tommy Aaron.....	T53	70-72-73-69	284
Wally Armstrong.....	T53	69-73-68-74	284
George Burns.....	T53	71-68-74-71	284
Ron Cerrudo.....	T53	68-75-69-72	284

Player	Pos.	Score	Official Money
Bruce Crampton.....	T53	70-71-72-71	284
Bill Calfee.....	T53	69-74-71-71	285
Jim Colbert.....	T53	71-70-72-72	285
Babe Hisey.....	T53	69-73-72-71	285
Arnold Palmer.....	T53	69-67-72-77	285
Kermit Zarley.....	T53	72-71-69-73	285
Bob Charles.....	T63	69-71-72-74	286
Bob Gilder.....	T63	74-66-74-72	286
Dave Hill.....	T63	69-69-74-74	286
Barry Jaecel.....	T63	68-70-70-78	286
George Johnson.....	T63	72-71-72-71	286
Chi Chi Rodriguez.....	T63	68-73-74-71	286
George Archer.....	T69	73-69-71-74	287
Charles Coody.....	T69	71-72-75-69	287
Mark Hayes.....	T69	70-73-72-72	287
Mike Reasor.....	T69	70-73-72-72	287
Dean Refram.....	T69	72-71-72-72	287
David Sheff.....	T69	71-72-72-72	287
Bob Eastwood.....	T75	73-68-73-74	288
Don Iverson.....	T75	70-72-70-76	288
Bill Rogers.....	T75	71-72-77-68	288
Allen Miller.....	T78	68-73-75-73	289
Jerry Heard.....	79	74-69-72-75	290
Gene Frank.....	80	75-68-75-73	291
Stanton Altgelt.....	T81	74-67-73-78	292
Sammy Rachels.....	T81	70-71-76-75	292
Gibby Gilbert.....	T81	72-70-76-76	294
Tom Joyce.....	84	71-72-78-75	296

The following players did not finish (C=cut, W=withdrew)

C—144—George Cadle, Terry Diehl, Pat Fitzsimons, John Gentile, Gary Groh, John Lister, Lyn Lott, Jerry Pate, Gary Player, John Schlee, Tom Shaw, Leonard Thompson, **145**—Butch Baird, Frank Beard, Homero Blancas, Julius Boros, Duke Butler, Bruce Devlin, Lionel Hebert, John Jackson, Spike Kelley, Gary Koch, Billy Kratzert, Bob Lunn, Roger Maltbie, Tom McGinnis, Steve Melnyk, Mike Mitchell, Dwight Nevil, Joe Porter, Mason Rudolph, Bob E. Smith, Barney Thompson, **146**—Sam Adams, Dale Douglass, Tom Jenkins, Jim Masserio, Bob Wynn, **147**—Bill Collins, Rod Curl, Ed Dougherty, Jack Ewing, Marty Fleckman, Gary Fleisher, Jim Jamieson, Howie Johnson, Perry Leslie, Gary Wintz, **148**—Woody Blackburn, Rod Funseth, Monty Kaser, Don Pooley, Tom Purtzer, Roger Watson, **149**—Bob Dickson, Mike Evans, Doug Ford, Carl Lohren, Monte Sanders, Austin Straub, Art Wall, **150**—Peter Beames, Bob Goaly, Mike McCullough, Rocky Thompson, **151**—Ray Floyd, Lon Hinkle, Dave Newquist, **152**—Bill Mallon, Florentino Molina, Gil Morgan, **153**—Ed Furgol, John Harris, **154**—Bob Watson, 155—Mike Odom, **161**—Bert Yancey, **W—217**—Forrest Fezler, **74**—Mike Morley, Tom Weiskopf, **79**—Ron Letellier, **82**—David Lundstrom, **85**—Larry Nelson.

Championship Summaries

1977



Andy North

**Westchester CC
Harrison, NY
Par: 36-35-71**

**Purse: \$300,000
August 18-21
Yards: 6,603**

LEADERS: First Round—Miller Barber and Andy North, at 5-under-par 66, led by one stroke over Charles Coody, Grier Jones and Howard Twitty. **Second Round**—Barber, Coody, Twitty, Rod Curl, Leonard Thompson, Tom Weiskopf and Jim Weichers were tied at 7-under-par 135. **Third Round**—North, at 12-under-par 201, held a three-stroke lead over Twitty and Weiskopf.

CUT: 78 players at 3-over-par 145.

PRO-AM: \$7,500. Heavy mid-day rains cut the pro-am to four nine-hole events. Front Nine: Morning Individual—Tom Purtzer, 33, \$187.50; Team—Don Bies, 27, \$185.50. Afternoon Individual—Lanny Wadkins, 33, \$187.50; Team—Lee Elder, 27, \$187.50. Back Nine: Morning Individual—Bill Kratzert, 32, \$187.50; Team—Bill Kratzert, 27, \$187.50. Afternoon Individual—Tom Weiskopf, 32, \$187.50; Team—Bob Gilder, Bud Allin, 27, \$168.75 each.

WEATHER: Following the Wednesday rains, very pleasant with some breeze Thursday through Sunday.

Player	Pos.	Score	Official Money
ANDY NORTH	1	66-70-65-71	272
George Archer.....	2	70-69-68-67	274
Tom Weiskopf.....	3	71-64-69-72	276
Andy Bean.....	4	71-66-71-69	277
George Burns.....	5	69-67-75-66	277
Leonard Thompson.....	6	69-66-70-73	278
Tom Watson.....	7	71-68-68-71	278
Charles Coody.....	8	67-68-72-72	279
Rod Curl.....	9	68-67-74-70	279
Mac McLendon.....	10	71-66-70-72	279
Jack Nicklaus.....	11	71-74-68-66	279
Don Pooley.....	12	74-66-72-67	279
Bill Kratzert.....	13	69-68-71-72	280
Rik Massengale.....	14	71-69-71-69	280
Howard Twitty.....	15	67-68-69-76	280
Lee Elder.....	16	69-70-71-71	281
Mark Hayes.....	17	70-71-68-72	281
Tom Kite.....	18	71-67-72-71	281
Dan Sikes.....	19	73-67-69-72	281
Bruce Lietzke.....	20	75-69-68-70	282
Johnny Miller.....	21	73-66-69-74	282
Jim Wiechers.....	22	68-67-73-74	282
Miller Barber.....	23	66-69-73-75	283
Don Bies.....	24	73-68-71-71	283
Bob Goalby.....	25	71-72-72-68	283
John Mahaffey.....	26	73-72-67-71	283

Player	Pos.	Score	Official Money
Tom Jenkins.....	T27	68-74-70-72	284
Eddie Pearce.....	T27	68-74-71-71	284
Art Wall.....	T27	71-71-71-71	284
Gene Borek.....	T30	73-70-69-73	285
Bob Eastwood.....	T30	70-71-69-75	285
Don January.....	T30	76-69-68-72	285
Wayne Levi.....	T30	70-75-68-72	285
Bobby Wadkins.....	T30	68-76-72-69	285
Pete Brown.....	T35	70-74-74-68	286
Hale Irwin.....	T35	74-69-73-70	286
J.C. Snead.....	T35	72-69-74-71	286
Kermit Zarley.....	T35	75-70-71-70	286
Ben Crenshaw.....	T35	74-71-69-72	286
Lyn Lott.....	T35	72-69-74-71	286
Bob Shearer.....	T35	72-73-69-72	286
Alan Tapie.....	T35	76-69-70-71	286
Bobby Cole.....	T43	70-66-77-74	287
Jay Haas.....	T43	71-72-70-74	287
Bob E. Smith.....	T43	71-74-71-71	287
Ron Streck.....	T43	70-71-75-71	287
Larry Ziegler.....	T43	69-72-71-75	287
Fuzzy Zoeller.....	T43	72-69-72-74	287
Grier Jones.....	T49	67-71-75-75	288
Bobby Nichols.....	T49	71-71-70-76	288
Bud Allin.....	T51	73-70-74-72	289
Wally Armstrong.....	T51	70-72-72-75	289

Player	Pos.	Score	Official Money
Mike McCullough.....	T51	72-73-71-73	289
Artie McNickle.....	T51	75-68-72-74	289
Orville Moody.....	T51	71-74-69-75	289
Gary Koch.....	T56	73-70-75-72	290
Tom McGinnis.....	T56	73-71-74-72	290
Curtis Strange.....	T56	70-70-76-74	290
Mike Wynn.....	T56	71-74-73-72	290
Frank Conner.....	T60	72-72-72-75	291
David Graham.....	T60	72-73-72-74	291
Joe Inman.....	T60	71-73-70-77	291
Jerry McGee.....	T60	70-73-70-78	291
Gary Player.....	T60	73-69-75-74	291
Ed Snead.....	T60	73-69-73-76	291
Tommy Aaron.....	T66	73-68-75-77	293
Morris Hatafsky.....	T66	72-73-80-68	293
Lon Hinkle.....	T66	69-74-71-79	293
John Schroeder.....	T66	75-70-73-75	293
Tom Shaw.....	T66	70-74-71-78	293
Tim Simpson.....	T66	72-72-73-76	293
Mike Reid.....	T72	70-74-75-75	294
John Lister.....	T73	75-70-75-75	295
Bill Mallon.....	T73	68-74-75-78	295
Larry Nelson.....	T73	72-73-76-74	295
Victor Regalado.....	T73	71-74-75-75	295
Chuck Milne.....	T77	75-70-76-75	296

The following players did not finish (C=cut, W=withdrew)

C—142—Dennis Meyer, **146**—Jim Albus, Mike Ballo, Frank Beard, George Cadle, Jim Colbert, Lionel Hebert, Florentino Molina, Alan T. Pate, Jim Simons, Sam Snead, David Thore, Tommy Valentine, **147**—Mike Hill, Terry Mauney, Gil Morgan, Jack Newton, Mark Pfeil, Joe Porter, Jim Wright, **148**—Butch Baird, Jim Baker, Jim Barker, Richard Crawford, Pete Davison, Bob Gilder, Rusty Guernsey, Phillip Hancock, George Johnson, Steve Melnyk, Chi Chi Rodriguez, Curtis Sifford, Barney Thompson, Jimmy Wittenberg, **149**—Woody Blackburn, Marty Bohlen, Randy Erskine, Rod Funseth, Jerry Heard, Tom Joyce, Bob Lunn, Graham Marsh, Dwight Nevil, Tom Purtzer, D.A. Weibring, **150**—Jim Booros, Gay Brewer, Dave Eichelberger, Perry Leslie, Gene Littler, Dave Nauvquist, Mason Rudolph, Bob Watson, **151**—Bob Benson, Brady Miller, Bob Payne, Ed Sabo, Austin Straub, Carlton White, **152**—Homero Blancas, Terry Diehl, Dale Douglass, Craig Stadler, Lanny Wadkins, **153**—Gary Hardin, Peter Jacobsen, Lance Suzuki, **154**—Frank Card, Dick Mast, **155**—Mal Galletta, **156**—Carl Higgins, John Jacobs, **157**—Phil Ferranti, **158**—Fred Clark, Ed Furgol, Joe Kunes, **160**—Ken Stull, **162**—Wren Lun, **163**—Doug Ford, **W—137**—Forrest Fezler, **75**—Bob Wynn, **76**—Julius Boros.

1978



Lee Elder

**Westchester CC
Harrison, NY
Par: 36-35-71**

**Purse: \$300,000
August 17-20
Yards: 6,603**

LEADERS: First Round—A 6-under-par 65 gave Barry Jaeckel a one-stroke lead over Jim Albus. **Second Round**—Ed Sabo, at 7-under-par 135, led Jack Nicklaus by one stroke. **Third Round**—Gibby Gilbert and Alan Tapie, at 8-under-par 205, held a one-stroke lead over Hubert Green.

CUT: 70 players at 1-over-par 143.

PRO-AM: \$7,500. Individual—Bob Shearer, 67, \$750. Team—Tom Weiskopf, 54, \$750.

WEATHER: Warm and humid Thursday. Slightly cooler and less humid through the weekend.

Player	Pos.	Score	Official Money
LEE ELDER	1	71-68-68-67	274
Mark Hayes.....	2	70-67-72-66	275
Hubert Green.....	3	70-68-68-70	276
Bill Kratzert.....	4	71-72-67-67	277
Dave Eichelberger.....	5	70-71-66-71	278
Gibby Gilbert.....	6	69-68-68-73	278
Bob Murphy.....	7	71-72-66-69	278
Dave Stockton.....	8	74-69-69-66	278
Alan Tapie.....	9	70-68-67-73	278
Rod Curl.....	10	71-70-67-71	279
David Graham.....	11	69-68-76-66	279
Grier Jones.....	12	69-72-66-72	279
Larry Nelson.....	13	69-69-73-68	279
Jack Nicklaus.....	14	67-69-71-72	279
Tom Watson.....	15	70-68-70-71	279
Tommy Aaron.....	16	70-70-70-70	280
Frank Beard.....	17	69-68-68-72	280
Ben Crenshaw.....	18	68-72-69-71	280
Al Geiberger.....	19	70-70-69-71	280
Jay Haas.....	20	67-72-72-69	280
Lonnie Nielsen.....	21	73-69-67-71	280
Jim Wright.....	22	72-70-67-71	280
Rex Caldwell.....	23	67-75-66-73	281
Bob Eastwood.....	24	72-66-73-70	281

Player	Pos.	Score	Official Money
Don January.....	T23	67-71-72-71	281
Tom Kite.....	T23	68-70-74-69	281
Gil Morgan.....	T23	71-67-71-72	281
Ed Sabo.....	T23	67-68-74-72	281
Gay Brewer.....	T29	71-71-69-71	282
Bill Calfee.....	T29	70-73-69-70	282
Orville Moody.....	T29	73-70-67-72	282
Jerry Pate.....	T29	69-68-72-73	282
Dan Sikes.....	T29	70-71-70-71	282
Fuzzy Zoeller.....	T29	70-69-72-71	282
Rod Funseth.....	T35	68-72-72-71	283
Andy North.....	T35	72-71-69-71	283
Tim Simpson.....	T35	73-66-73-71	283
Howard Twitty.....	T35	71-72-71-69	283
Wally Armstrong.....	T39	68-69-78-69	284
Phil Hancock.....	T39	70-69-74-71	284
Artie McNickle.....	T39	72-70-72-70	284
Jack Newton.....	T39	69-73-71-71	284
Leonard Thompson.....	T39	70-70-74-70	284
Gene Borek.....	T44	69-71-70-75	285
Dale Douglass.....	T44	69-70-75-71	285
Jerry Heard.....	T44	70-72-71-72	285
Allen Miller.....	T44	68-74-71-72	285
Gary Vanier.....	T44	72-66-76-71	285

Player	Pos.	Score	Official Money
Jim Dent.....	T49	73-67-72-74	286
Barry Jaeckel.....	T49	65-73-77-71	286
Jerry McGee.....	T49	70-68-75-73	286
Chi Chi Rodriguez.....	T49	69-73-71-73	286
Bob Shearer.....	T49	69-72-70-75	286
J.C. Snead.....	T49	72-70-69-75	286
Jim Albus.....	T55	66-74-78-69	287
Terry Diehl.....	T55	71-72-75-69	287
John Mahaffey.....	T55	68-72-72-75	287
Graham Marsh.....	T55	71-71-74-71	287
Peter Oosterhuis.....	T55	68-74-71-74	287
Jim Simons.....	T60	69-73-77-69	288
Curtis Strange.....	T60	70-72-72-74	288
Mike McCullough.....	T62	70-72-73-74	289
Mac McLendon.....	T62	72-67-76-74	289
Mike Sullivan.....	T62	70-73-77-69	289
Gary Groh.....	T65	71-70-77-72	290
John Schroeder.....	T65	71-72-73-74	290
Craig Stadler.....	T65	74-69-73-74	290
Jeff Hewes.....	68	69-73-76-73	291
Alan T. Pate.....	69	67-71-82-73	293
Don Iverson.....	70	73-70-79-74	296

The following players did not finish (C=cut, W=withdrew)

C—142—George Archer, Homero Blancas, Pete Brown, Bob Byman, Charles Coody, Mike Hill, Joe Inman, George Johnson, Jeff Mitchell, Bobby Nichols, Mason Rudolph, Rocky Thompson, Tom Weiskopf, **145**—Don Bies, Brad Bryant, Antonio O. Cardo, Jim Colbert, Forrest Fezler, John Gentile, Gary Koch, Lee Mikles, Bill Rogers, Mike Shea, Larry Ziegler, **146**—Bobby Cole, Bob Gilder, Steve Melnyk, Greg Powers, Ken Stull, **147**—George Burns, Bob Dickson, Keith Ferguson, Doug Ford, Stan Lee, Bruce Lietzke, Roger Maltbie, Florentino Molina, Cesar Sanudo, Ed Snead, Ron Streck, Doug Tewell, Bobby Wadkins, Bob Zender, **148**—Miller Barber, Skeeter Heath, Roy Pace, Tom Purtzer, D.A. Weibring, **149**—Rik Massengale, Bill Pelham, Greg Pitzer, **150**—Marty Bohlen, Morris Hatafsky, Austin Straub, Jim Wiechers, Kermit Zarley, **151**—Don Brigham, Bob Bruno, Don Pooley, **152**—Woody Blackburn, Jim Chancey, Ed Furgol, Bill Sander, **153**—Sam Adams, Mitch Adcock, Michael Booker, Pat Fitzsimons, Tom Joyce, **154**—Bill Galloway, John Lister, **155**—Jim McLean, Craig Shankland, **159**—Jerry Impellitteri, Tom Nieporte, **162**—Skip Guss, **W—142**—Andy Bean, **77**—George Cadle, Fred Marti, **84**—Bob Impaglia.

Championship Summaries

1979



Jack Renner

Westchester CC
Harrison, NY
Par: 36-35-71

Purse: \$400,000
August 16-19
Yards: 6,603

CUT: 74 players at 4-over-par 146.

PRO-AM: \$7,500. Individual—Rex Caldwell, Bruce Lietzke, 69, \$675 each. Team—Jay Haas, Chi Chi Rodriguez, Fuzzy Zoeller, David Graham, 57, \$581.25 each.

WEATHER: Pleasant Thursday and Friday. Turning cooler with light rain most of Saturday. Cool and overcast Sunday.

LEADERS: First Round—David Graham, at 6-under-par 65, led by three strokes over Mac McLendon. **Second Round**—Tom Kite, at 6-under-par 136, held a two-stroke lead over Graham, Scott Simpson and Jerry McGee. **Third Round**—Graham regained the lead at 6-under-par 207, one better than Simpson.

Player	Pos.	Score	Official Money
JACK RENNER	1	69-71-70-67	277
David Graham.....	T2	65-73-69-71	278
Howard Twitty.....	T2	70-70-71-67	278
Peter Oosterhuis.....	T4	70-75-71-63	279
Scott Simpson.....	T4	70-68-70-71	279
Tom Kite.....	6	69-67-74-70	280
George Burns.....	T7	69-70-72-70	281
J.C. Snead.....	T7	73-68-71-69	281
Bob Murphy.....	T7	73-68-69-71	281
Lon Hinkle.....	T10	70-69-72-71	282
Gil Morgan.....	T10	71-68-76-67	282
Tom Watson.....	T10	69-75-70-68	282
Rex Caldwell.....	T13	77-68-69-69	283
Hubert Green.....	T13	73-69-70-71	283
Mike Hill.....	T13	74-71-68-70	283
Alan Tapie.....	T13	73-69-72-69	283
Andy North.....	T17	73-71-73-67	284
Greg Powers.....	T17	73-71-71-69	284
Bob Eastwood.....	T17	69-74-71-70	284
Jerry McGee.....	T17	71-67-74-72	284
Chi Chi Rodriguez.....	T17	73-71-71-69	284
Leonard Thompson.....	T17	72-70-70-72	284
Bob Byman.....	T23	69-71-75-70	285
Charles Coody.....	T23	72-73-72-68	285
Ed Dougherty.....	T23	76-68-71-70	285

Player	Pos.	Score	Official Money
Bob Gilder.....	T23	72-73-70-70	285
Fred Marti.....	T23	70-69-76-70	285
Jim Simons.....	T23	74-70-70-71	285
Bruce Lietzke.....	T23	76-68-69-72	285
Phil Hancock.....	T30	74-70-70-72	286
Gene Littler.....	T30	75-71-69-71	286
Bill Rogers.....	T30	73-73-69-71	286
Jim Wright.....	T30	71-69-73-73	286
Kermit Zarley.....	T30	73-70-73-70	286
Don January.....	T35	70-74-73-70	287
Bill Kratzert.....	T35	73-71-74-69	287
John Mahaffey.....	T35	72-72-75-68	287
Ed Sabo.....	T35	72-74-71-70	287
Bob E. Smith.....	T35	72-72-71-72	287
D.A. Weibring.....	T35	73-70-75-69	287
Gibby Gilbert.....	T41	72-71-70-75	288
Wayne Levi.....	T41	75-70-71-72	288
Artie McNickle.....	T41	70-70-71-71	288
Lonnie Nielsen.....	T41	74-71-72-71	288
Jerry Pate.....	T41	78-68-76-66	288
Fuzzy Zoeller.....	T41	74-72-70-72	288
Peter Jacobsen.....	T47	72-72-72-73	289
Art Wall.....	T47	75-71-72-71	289
Tommy Aaron.....	T47	71-75-68-75	289
Bruce Devlin.....	T50	74-68-75-73	290

Player	Pos.	Score	Official Money
Stan Lee.....	T50	72-74-71-73	290
John Mazza.....	T50	74-72-72-72	290
Mac McLendon.....	T50	68-77-71-74	290
Bob Shearer.....	T50	72-72-72-74	290
Dave Eichelberger.....	T50	73-67-75-75	290
Bobby Nichols.....	T50	71-74-70-75	290
Jim Dent.....	T57	72-74-74-71	291
Bob Mann.....	T57	74-72-72-73	291
Gary McCord.....	T57	77-69-73-72	291
Cesar Sanudo.....	T57	72-74-79-66	291
Bob Zender.....	T57	71-72-75-73	291
Don Bies.....	T62	76-68-75-73	292
Antonio O. Cerda.....	T62	71-74-76-71	292
Dale Douglass.....	T64	72-74-73-74	293
Barry Jaeckel.....	T64	70-76-74-73	293
Tom Purtzer.....	T64	75-71-71-76	293
Ed Sneed.....	T64	72-74-77-70	293
Jack Spradlin.....	T64	73-71-74-75	293
Austin Straub.....	T64	71-75-73-74	293
Larry Ziegler.....	T64	71-75-76-71	293
Mike McCullough.....	T71	72-73-76-73	294
Mark McCumber.....	T71	69-72-76-77	294
Pat McGowan.....	T73	72-70-80-74	296
Sam Snead.....	T74	76-70-77-74	297

The following players did not finish (C=cut, W=withdrew)

C—147—George Cadle, Bill Calfee, Billy Casper, Forrest Fezler, Ed Fiori, Mark Hayes, Jeff Hewes, Hale Irwin, David Lindstrom, Eddie Peacor, Bill Sander, John Schroeder, **148**—Lee Elder, Rod Funseth, David Glenz, Jay Haas, Allen Miller, Dave Stockton, **149**—Terry Diehl, Joe Hager, Jerry Heard, Joe Inman, Gary Koch, Johnny Miller, Jeff Thomson, **150**—Gene Borek, Chris Clark, Frank Conner, Rod Curl, Dave DeRosa, John Fought, Al Geiberger, Joe Kunes, Orville Moody, Jim Nelford, Victor Regalado, Tim Simpson, Ken Still, Bobby Wadkins, Craig Watson, **151**—Scott Bess, Robert Donald, Ray Floyd, Doug Ford, John Gentile, Morris Hatalsky, Grier Jones, Rik Massengale, Ron Terry, David Thore, **152**—Butch Baird, Jack Newton, Bob Proben, Doug Sanders, **153**—Miller Barber, Andy Bean, Larry Degenhart, Jack Ferenz, Terry Mauney, Craig Stadler, **154**—Bobby Baker, Dave Barr, Ed Byman, Barry Fleming, Dana Quigley, Dan Sikes, Larry Webb, **155**—Wally Armstrong, Roberto Del Vicenzo, Curtis Strange, Mike Sullivan, **156**—Michael Brannan, **157**—Jim Albus, Frank Beard, John Kudysch, Jim Paschal, **W—76**—Jim Colbert, Ron Streck, **79**—Larry Nelson, **80**—Roger Ginsberg, **81**—Ed Furgol.

1980



Curtis Strange

Westchester CC
Harrison, NY
Par: 36-35-71

Purse: \$400,000
August 14-17
Yards: 6,603

CUT: 76 players at 1-over-par 143.

PRO-AM: \$7,500. Individual—Tom Weiskopf, Ben Crenshaw, 66, \$675 each. Team—Gene Littler, Wayne Levi, Alan Tapie, Bobby Nichols, 55, \$581.25 each.

WEATHER: Pleasant temperatures each day, with a few showers Friday morning and winds gusting up to 30 mph Saturday.

LEADERS: First Round—George Burns, David Graham and Tommy Valentine, at 6-under-par 65, led Mike Reid by one stroke. **Second Round**—Graham, at 10-under-par 132, was one stroke in front of George Cadle. **Third Round**—Cadle, at 10-under-par 203, led Bob Murphy, Curtis Strange and Tom Watson by one stroke.

Player	Pos.	Score	Official Money
CURTIS STRANGE	1	69-65-70-69	273
Gibby Gilbert.....	2	69-69-70-67	275
Phil Hancock.....	3	67-70-70-69	276
Mike Reid.....	T4	66-70-72-69	277
George Cadle.....	T4	68-65-70-74	277
Tom Watson.....	T4	68-66-70-73	277
George Burns.....	T7	65-67-69-72	278
David Graham.....	T7	65-67-77-69	278
Mark Lye.....	T7	72-66-72-68	278
Roger Maltbie.....	T7	69-68-70-71	278
Mike Sullivan.....	T7	69-67-72-70	278
George Archer.....	T12	67-69-71-72	279
John Mahaffey.....	T12	70-66-73-70	279
Bob Murphy.....	T12	67-67-70-75	279
Jerry Pate.....	T12	73-68-73-65	279
Charles Coody.....	T16	68-72-70-70	280
Bruce Lietzke.....	T17	67-72-69-73	281
Rik Massengale.....	T17	67-70-75-69	281
Bobby Nichols.....	T17	70-71-72-68	281
Ray Floyd.....	T20	69-70-72-71	282
Buddy Gardner.....	T20	70-71-71-70	282
Jay Haas.....	T20	71-71-69-71	282
Tom Kite.....	T20	67-71-71-73	282
Terry Mauney.....	T20	70-68-71-73	282
Mike McCullough.....	T20	70-67-74-71	282
Johnny Miller.....	T20	69-67-74-72	282

Player	Pos.	Score	Official Money
Tommy Valentine.....	T20	65-69-72-76	282
D.A. Weibring.....	T28	72-70-70-71	283
Jim Colbert.....	T29	70-72-71-71	284
Bob Gilder.....	T29	69-67-76-72	284
Bill Kratzert.....	T29	74-67-71-72	284
Mark McCumber.....	T29	69-71-73-71	284
Orville Moody.....	T29	72-68-74-70	284
Bob Eastwood.....	T34	72-70-73-70	285
Lee Elder.....	T34	68-69-77-71	285
Mike Hill.....	T34	70-73-70-72	285
Artie McNickle.....	T34	69-69-73-74	285
Peter Oosterhuis.....	T34	68-72-75-70	285
Woody Blackburn.....	T39	72-67-70-77	286
Danny Edwards.....	T39	68-70-76-72	286
Andy North.....	T39	70-73-74-69	286
Tom Purtzer.....	T39	70-72-72-72	286
J.C. Snead.....	T39	68-73-76-69	286
Ron Streck.....	T39	72-67-72-75	286
Leonard Thompson.....	T39	73-70-73-70	286
Jim Thorpe.....	T39	68-71-72-75	286
Beau Baugh.....	T47	70-71-72-74	287
Andy Bean.....	T47	69-70-71-71	287
Jon Chaffee.....	T47	74-69-72-72	287
John Cook.....	T47	71-71-74-71	287
Bob Mann.....	T47	72-68-72-75	287
Craig Stadler.....	T47	70-71-71-75	287

Player	Pos.	Score	Official Money
Gil Morgan.....	T47	68-68-74-77	287
Miller Barber.....	T54	71-72-72-73	288
Mark Hayes.....	T54	70-71-74-73	288
John Mazza.....	T54	71-71-72-74	288
Victor Regalado.....	T54	69-74-73-72	288
Lanny Wadkins.....	T54	70-70-78-70	288
Kermit Zarley.....	T54	69-74-71-74	288
Frank Conner.....	T60	69-72-73-75	289
Bruce Devlin.....	T60	69-73-75-72	289
Forrest Fezler.....	T60	72-71-74-72	289
Vance Heafner.....	T60	73-68-76-72	289
Peter Jacobsen.....	T60	70-68-78-73	289
Larry Nelson.....	T60	70-70-76-72	289
Keith Fergus.....	T66	70-69-75-76	290
Mark Pfeil.....	T66	74-68-75-73	290
Don Pooley.....	T66	71-72-71-76	290
Terry Diehl.....	T69	71-72-75-73	291
Mike Morley.....	T69	70-72-74-75	291
Bobby Walzel.....	T69	72-70-71-78	291
David Edwards.....	T72	67-74-75-76	292
Ron Milanovich.....	T73	69-70-77-75	294
Alan Tapie.....	T73	69-71-77-77	294
Gary Hallberg.....	T75	71-72-75-77	295
Mike Nicolette.....	T75	71-72-82-70	295

The following players did not finish (C=cut, W=withdrew, D=disqualified)

C—144—Tommy Aaron, Michael Brannan, Brad Bryant, Rod Curl, John Fought, Lou Graham, Gar Hamlett, Barry Jaeckel, John Schroeder, Mike Smith, Craig Watson, Tom Weiskopf, **145**—Gene Borek, Pat Fitzsimons, Morris Hatalsky, Lon Hinkle, Mike Holland, Tom Jenkins, Tom Joyce, Fred Marti, Kelly Moser, Jack Renner, Chi Chi Rodriguez, Ed Sneed, Doug Tewell, Steven Variato, **146**—Chip Beck, Bobby Clampett, Bobby Cole, Tony Hollifield, Tom Jones, Wayne Levi, Lyn Lott, Jim Simons, Dave Stockton, Jim Wright, **147**—Mike Balen, Frank Beard, Don Bies, Rex Caldwell, Ed Fiori, Scott Hoch, Don January, Bill Murchison, Tohru Nakamura, Dana Quigley, Scott Simpson, **148**—John Adams, Joe Inman, Gary Koch, Gary McCord, Jeff Steinberg, **149**—Ben Crenshaw, Ed Dougherty, Dave Eichelberger, Doug Ford, Jerry Heard, Jeff Mitchell, Doug Sanders, Dan Sikes, Mike Zack, **150**—Mike Gove, Gene Littler, Greg Powers, Tom Shaw, Carlton Wright, **151**—Doug Johnson, Howard Twitty, Bobby Wadkins, **152**—Stanton Altgelt, David Thore, **153**—Stan Lee, Jack Newton, **155**—Jack McGowan, **156**—Don Beatty, **157**—Marti Nolletti, **W—72**—Jerry McGee, **73**—Jerry Barber, **74**—Allen Miller, **81**—Jack Spradlin, **D—**Clint Doyle, Skeeter Heath, Bob Zender.

Championship Summaries

1981



Raymond Floyd

Westchester CC
Harrison, NY
Par: 36-35-71

Purse: \$400,000
June 11-14
Yards: 6,603

PRO-AM: \$7,500. Individual—Tom Kite, 65, \$750. Team—J.C. Snead, 54, \$750.

WEATHER: Very pleasant the first three days, with rain on Sunday.

LEADERS: First Round—George Cadle, with a 4-under-par 67, led Bruce Douglass, Gibby Gilbert, Gil Morgan and Lee Elder by one stroke. **Second Round**—Leonard Thompson and Gilbert, at 6-under-par 136, were one stroke in front of Craig Stadler. **Third Round**—Stadler, at 8-under-par 205, was one stroke ahead of J.C. Snead, Tom Kite and Raymond Floyd.

CUT: 73 players at 4-over-par 146.

Player	Pos.	Score	Official Money
RAYMOND FLOYD	1	70-68-68-69	275 \$72,000.00
Bobby Clampett	T2	72-69-68-68	277 29,866.67
Gibby Gilbert	T2	68-68-71-70	277 29,866.67
Craig Stadler	T2	69-68-68-72	277 29,866.66
George Burns	5	71-74-69-65	279 16,000.00
Lee Elder	T6	68-70-72-70	280 12,520.00
Tom Kite	T6	73-65-68-74	280 12,520.00
J.C. Snead	T6	74-65-67-74	280 12,520.00
Ron Streck	T6	72-69-66-73	280 12,520.00
Leonard Thompson	T6	71-65-73-71	280 12,520.00
Johnny Miller	T11	73-72-66-70	281 10,000.00
Frank Conner	T12	70-73-69-70	282 8,100.00
Jay Haas	T12	70-72-69-71	282 8,100.00
Jerry Pate	T12	70-70-71-71	282 8,100.00
Tim Simpson	T12	69-69-72-72	282 8,100.00
Brad Bryant	T16	74-70-71-68	283 5,800.00
Ed Fiori	T16	74-67-71-71	283 5,800.00
Lou Graham	T16	71-73-69-70	283 5,800.00
Gary Player	T16	70-71-71-71	283 5,800.00
Jim Simons	T16	72-73-70-68	283 5,800.00
Fuzzy Zoeller	T16	69-69-73-72	283 5,800.00
Jim Colbert	T22	72-70-72-70	284 3,840.00
Bruce Douglass	T22	68-71-72-73	284 3,840.00
Mike Reid	T22	71-75-72-66	284 3,840.00
Bill Rogers	T22	70-72-69-73	284 3,840.00

Player	Pos.	Score	Official Money
John Schroeder	T22	74-69-69-72	284 \$3,840.00
Charles Coody	T27	71-71-70-73	285 3,020.00
Mark Lye	T27	72-70-74-69	285 3,020.00
Stanton Altgelt	T29	70-74-70-72	286 2,660.00
Joe Inman	T29	75-68-71-72	286 2,660.00
Gil Morgan	T29	68-71-73-74	286 2,660.00
Calvin Peete	T29	72-69-70-75	286 2,660.00
John Cook	T33	79-67-72-69	287 2,260.00
Andy North	T33	75-71-71-70	287 2,260.00
Bob E. Smith	T33	70-74-72-71	287 2,260.00
Isao Aoki	T36	70-75-72-71	288 1,925.00
Keith Fergus	T36	70-74-72-72	288 1,925.00
Rik Massengale	T36	73-71-72-72	288 1,925.00
Greg Powers	T36	73-73-73-69	288 1,925.00
Jim Booros	T40	74-71-72-72	289 1,365.60
Forrest Fezler	T40	76-70-71-72	289 1,365.60
Hubert Green	T40	71-71-69-78	289 1,365.60
Bill Kratzler	T40	69-74-71-75	289 1,365.60
Roger Maltbie	T40	71-71-76-71	289 1,365.60
Mark McCumber	T40	74-70-73-72	289 1,365.60
Jerry McGee	T40	71-72-71-75	289 1,365.60
Pat McGowan	T40	72-73-75-69	289 1,365.60
Bob Murphy	T40	71-73-70-75	289 1,365.60
Bobby Nichols	T40	73-72-72-72	289 1,365.60
George Cadle	T50	67-72-78-73	290 945.00

Player	Pos.	Score	Official Money
Jim Dent	T50	71-74-70-75	290 \$945.00
Buddy Gardner	T50	71-74-71-74	290 945.00
Peter Jacobsen	T50	75-68-76-71	290 945.00
David Lundstrom	T50	71-75-75-69	290 945.00
Howard Twitty	T50	72-74-71-73	290 945.00
Tom Weiskopf	T50	74-68-76-72	290 945.00
Larry Ziegler	T50	72-74-72-72	290 945.00
Mark Hayes	58	71-74-70-76	291 896.00
Richie Adham	T59	71-73-71-77	292 880.00
Rod Curl	T59	75-70-74-73	292 880.00
Scott Simpson	T59	76-69-71-76	292 880.00
Bob Eastwood	T62	72-72-72-77	293 860.00
Jimmy Paschal	T62	72-73-71-77	293 860.00
Roger Calvin	64	76-70-75-73	294 848.00
Bob Byman	65	75-71-74-75	295 840.00
Dave Eichelberger	T66	70-73-77-76	296 824.00
Loren Roberts	T66	71-74-73-78	296 824.00
Bob Shearer	T66	75-71-75-75	296 824.00
Mike McCullough	69	76-70-77-74	297 808.00
Wayne Levi	70	71-75-74-78	298 800.00
Ed Dougherty	T71	72-73-74-82	301 788.00
Robert Seligman	T71	74-71-78-78	301 788.00
Gary Trivisonno	73	70-75-78-80	303 776.00

The following players did not finish (C=cut, W=withdrew)

C—147—Woody Blackburn, Rex Caldwell, Bill Calfee, Fred Couples, Mike Donald, Jaime Gonzalez, Bruce Lietzke, Jim Nelford, Don Pooley, Curtis Strange, John Traub, **148**—Beau Baugh, Thomas Gray, Vance Heafner, Lon Hinkle, Lyn Lott, Ed Sabo, Doug Sanders, Cesar Sanudo, R.H. Sikes, Mike Smith, Dave Stockton, Scott Watkins, **149**—Seve Ballesteros, Lindy Miller, Mark O'Meara, Dana Quigley, Jim Wright, **150**—Jim Albus, Bill Britton, Tom Jones, Bill Lytle, Jeff Mitchell, Jack Renner, Allan Strange, Gary Wintz, **151**—Antonio O. Cerda, R.W. Eaks, Bob Gilder, Mike Gove, Scott Hoch, Pat Lindsey, John Mazza, Greg Norman, Tim Norris, Mike Sullivan, **152**—Dave Barr, Lennie Clements, Skip Dunaway, Jack Ferenz, Steve Melnyk, Tom Purtzer, Tommy Valentine, **153**—Frank Beard, Lonnie Nielsen, Mark Pfeil, **154**—Bob Beauchemin, Mike Klein, **155**—Terry Mauney, Art, Jr. Silvestrone, Carlton White, **156**—Mike Holland, **157**—Michael Brannan, Don Levin, **159**—Doug Johnson, **162**—Bob Tway, **W—145**—Grier Jones, **82**—Phillip Hancock, Jimmy Powell, Jack Spradlin, **D—**Terry Diehl, Barry Jaeckel, Keith Lyford, Gary McCord, Dan Pohl, Alan Tapie.

1982



Bob Gilder

Westchester CC
Harrison, NY
Par: 35-35-70

Purse: \$400,000
June 24-27
Yards: 6,329

CUT: 71 players at 1-over-par 141.

PRO-AM: Individual—J.C. Snead, Peter Jacobsen, Jeff Mitchell, 67, \$625 each. Team—Ed Snead, 54, \$750.

WEATHER: Sunny and pleasant each day.

LEADERS: First Round—Bob Gilder, at 6-under-par 64, led by one stroke over Chip Beck and Dave Eichelberger. **Second Round**—A 63 gave Gilder a 36-hole total of 127, the lowest back-to-back rounds on the PGA TOUR since Ron Streck's 63-62—125 at the 1978 Texas Open. Gilder led Tom Kite and Peter Jacobsen by three strokes. **Third Round**—Gilder tied the TOUR record for first 54 holes at 18-under-par 192, which put him six strokes ahead of Kite. Gilder double eagled the par-5 18th hole.

Player	Pos.	Score	Official Money
BOB GILDER	1	64-63-65-69	261 \$72,000.00
Peter Jacobsen	T2	68-62-70-66	266 35,200.00
Tom Kite	T2	66-64-68-68	266 35,200.00
Wayne Levi	T4	70-65-67-68	270 17,600.00
Don Pooley	T4	69-66-68-67	270 17,600.00
Jerry Pate	6	72-68-68-64	272 14,400.00
Jim Colbert	T7	69-65-68-71	273 12,900.00
J.C. Snead	T7	67-70-69-67	273 12,900.00
Bill Rogers	T9	69-69-67-69	274 11,200.00
D.A. Weibring	T9	67-68-71-68	274 11,200.00
Isao Aoki	T11	67-72-67-69	275 8,200.00
George Burns	T11	71-67-66-71	275 8,200.00
Ray Floyd	T11	69-71-66-69	275 8,200.00
Mark Hayes	T11	68-69-70-68	275 8,200.00
Jack Renner	T11	69-69-68-69	275 8,200.00
Doug Tewell	T11	67-70-70-68	275 8,200.00
Curtis Strange	T17	70-67-70-69	276 6,200.00
Kermit Zarley	T17	68-68-71-69	276 6,200.00
Charles Coody	T19	67-71-71-68	277 4,514.29
Ben Crenshaw	T19	68-72-68-69	277 4,514.29
Dave Eichelberger	T19	65-73-69-70	277 4,514.29
Craig Stadler	T19	71-67-71-68	277 4,514.29
Bruce Devlin	T19	72-69-66-70	277 4,514.28
Lee Elder	T19	69-70-67-71	277 4,514.28

Player	Pos.	Score	Official Money
Mark Pfeil	T19	70-70-66-71	277 \$4,514.28
Jim Albus	T26	72-69-69-68	278 2,960.00
Mark Lye	T26	68-66-71-73	278 2,960.00
Howard Twitty	T26	71-68-72-67	278 2,960.00
Scott Watkins	T26	70-69-69-70	278 2,960.00
Larry Ziegler	T26	68-73-71-66	278 2,960.00
Rex Caldwell	T31	69-68-72-70	279 2,425.00
Jay Haas	T31	69-70-72-68	279 2,425.00
Tom Jenkins	T31	71-69-67-72	279 2,425.00
Gary McCord	T31	72-66-71-70	279 2,425.00
Scott Simpson	T35	70-70-73-67	280 1,888.58
Gil Morgan	T35	69-70-72-69	280 1,888.57
Chi Chi Rodriguez	T35	70-69-73-68	280 1,888.57
Clarence Rose	T35	68-71-70-71	280 1,888.57
Jim Simons	T35	69-69-69-73	280 1,888.57
Leonard Thompson	T35	69-71-68-72	280 1,888.57
Bobby Wadkins	T35	72-69-68-71	280 1,888.57
Mike Hill	T42	68-70-71-72	281 1,400.00
Bill Israelson	T42	70-68-73-70	281 1,400.00
Tom Shaw	T42	70-69-69-73	281 1,400.00
Tim Simpson	T42	71-69-68-73	281 1,400.00
Lanny Wadkins	T42	66-74-70-71	281 1,400.00
George Cadle	T47	70-70-73-69	282 995.20
Frank Conner	T47	69-70-72-71	282 995.20

Player	Pos.	Score	Official Money
Bruce Douglass	T47	71-70-70-71	282 \$995.20
Hubert Green	T47	68-68-72-74	282 995.20
Lindy Miller	T47	68-71-71-72	282 995.20
Jodie Mudd	T47	69-72-71-70	282 995.20
Bob Murphy	T47	72-67-71-72	282 995.20
Victor Regalado	T47	72-68-70-72	282 995.20
Larry Rinker	T47	75-65-71-71	282 995.20
Lance Ten Broeck	T47	69-70-71-72	282 995.20
Chip Beck	T57	65-72-75-71	283 880.00
Bob Eastwood	T57	71-66-71-75	283 880.00
Billy Glisson	T57	66-72-71-74	283 880.00
Lyn Lott	T57	66-74-74-69	283 880.00
Mark McNulty	T57	69-69-69-76	283 880.00
Bob Shearer	T57	71-70-70-72	283 880.00
David Thore	T57	71-69-69-74	283 880.00
Jay Cudd	T64	69-72-67-76	284 840.00
Allen Miller	T64	70-70-71-73	284 840.00
Bob Tway	T64	73-68-72-71	284 840.00
Don Levin	T67	69-72-70-74	285 816.00
Payne Stewart	T67	69-71-69-76	285 816.00
Alan Tapie	T67	70-70-70-75	285 816.00
Hal Sutton	70	68-73-71-77	289 800.00
Lonnie Nielsen	71	70-71-74-76	291 792.00

The following players did not finish (C=cut, W=withdrew)

C—142—Tommy Aaron, George Archer, Jeff Fox, Gibby Gilbert, Mark McCumber, Steve Melnyk, Larry Mize, Mike Nicolette, Andy North, Greg Powers, Ed Snead, Mick Soli, Jim Thorpe, Tom Watson, **143**—Eric Batten, Doug Black, Mike Booker, Michael Brannan, Bill Britton, Antonio O. Cerda, Terry Diehl, David Graham, Lou Graham, Joe Hager, Bobby Heins, Lon Hinkle, Charlie Krenke, Blaine McCallister, Johnny Miller, Fuzzy Zoeller, **144**—John Adams, Perry Arthur, Paul Azinger, Lee Child, Buddy Gardner, Kenny Knox, Gary Koch, Jeff Mitchell, Lloyd Monroe, Rod Nuckolls, Jeff Sanders, Ron Streck, **145**—Beau Baugh, Ronnie Black, Brad Bryant, Phillip Hancock, Mark O'Meara, **146**—Andy Bean, Ron Commins, Rod Curl, Doug Sanders, John Schroeder, Tom Woodard, **147**—Wally Armstrong, Woody Blackburn, Mike Donald, Mike Grayley, Mike Holland, **148**—Marty Bohan, Bob Barry, Barry Jaeckel, Rod Loesch, Jim McLean, **149**—Russell Helwig, Tommy Valentine, **150**—Jim Bertoncino, Mark Calcavecchia, Ed Fiori, Mike Ford, Mike Gove, Pat McGowan, Robert Thompson, **151**—Craig Watson, **152**—Skip Dunaway, **153**—Tommy Armour III, John Gentile, Steve Henriksen, Don Reese, **154**—Jim Wright, **158**—Jim Kiely, **W—72**—Skooter Heath, **77**—Roger Calvin, **84**—Tim Brauch, **D—71**—Denis Watson, **74**—Bill Sander, Billy Bassler, Gary Hallberg, Terry Mauney, John Mazza, Doug Perry, Mike Smith, Gary Trivisonno, Joe Vallo, DeWitt Weaver.

Championship Summaries

1983



Seve Ballesteros

Westchester CC
Harrison, NY
Par: 36-35-71

Purse: \$450,000
June 9-12
Yards: 6,687

CUT: 81 players at 5-over-par 147.

PRO-AM: \$7,500 South Course: Individual—Bob Boyd, 63, \$750. Team—Chip Beck, 49, \$750.
\$7,500 West Course: Individual—Wayne Levi, 67, \$750. Team—Ed Sneed, 54, \$750.

WEATHER: Temperate through Friday, hot on the weekend and clear throughout.

LEADERS: First Round—Gary Hallberg, with a 4-under-par 67, led Chip Beck, David Peoples and Fuzzy Zoeller by one stroke. **Second Round**—Zoeller and Seve Ballesteros, at 6-under-par 136, led Craig Stadler by one stroke. **Third Round**—Ballesteros, at 7-under-par 206, was one stroke in front of Zoeller.

Player	Pos.	Score	Official Money
SEVE BALLESTEROS	1	69-67-70-70	276
Andy Bean.....	T2	73-68-70-67	278
Craig Stadler.....	T2	71-66-73-68	278
Mark McCumber.....	T4	71-69-71-68	279
Mike Reid.....	T4	71-71-67-70	279
Fuzzy Zoeller.....	T4	68-68-71-72	279
Roger Maltbie.....	7	72-66-70-72	280
Fred Couples.....	T8	71-69-71-71	282
Jerry Pate.....	T10	73-69-70-70	282
Lee Elder.....	T10	74-69-65-75	283
Dan Halldorson.....	T10	72-72-68-71	283
Tom Kite.....	T10	72-71-73-67	283
Gary Koch.....	T10	75-69-70-69	283
Wayne Levi.....	T10	72-75-71-65	283
Ron Streck.....	T10	73-72-72-66	283
Jim Booros.....	T16	73-69-71-71	284
Ray Floyd.....	T16	73-69-75-67	284
Hale Irwin.....	T16	75-71-65-73	284
Peter Jacobsen.....	T16	72-70-71-71	284
Pat McGowan.....	T16	72-66-75-71	284
John Adams.....	T21	74-71-69-71	285
Bruce Fleisher.....	T21	70-68-76-71	285
Thomas Gray.....	T21	71-69-73-72	285
Curtis Strange.....	T21	72-69-70-74	285
Danny Edwards.....	T25	74-68-70-74	286
Jay Haas.....	T25	70-69-73-74	286
John Mahaffey.....	T25	73-70-75-68	286

Player	Pos.	Score	Official Money
Jack Renner.....	T25	70-72-76-68	286
Jeff Sluman.....	T25	72-72-71-71	286
D.A. Weirbring.....	T25	74-71-69-72	286
Chip Beck.....	T31	68-72-71-76	287
Rod Curl.....	T31	75-66-75-71	287
Bob Gilder.....	T31	69-74-72-72	287
Lon Hinkle.....	T31	72-69-72-74	287
Gil Morgan.....	T31	71-76-68-72	287
Andy North.....	T31	74-67-73-73	287
Buddy Gardner.....	T37	74-72-70-72	288
Phil Hancock.....	T37	73-72-76-67	288
Peter Oosterhuis.....	T37	73-72-72-71	288
Lanny Wadkins.....	T37	72-71-71-74	288
George Archer.....	T41	78-69-72-70	289
Michael Brannan.....	T41	74-68-72-75	289
George Burns.....	T41	72-75-70-72	289
Gibby Gilbert.....	T41	70-73-76-70	289
Gary Hallberg.....	T41	67-74-76-72	289
Mark McNulty.....	T41	72-75-73-69	289
Mike Peck.....	T41	73-69-71-76	289
Dan Pohl.....	T41	73-74-71-71	289
Jim Thorpe.....	T41	73-73-70-73	289
Dave Eichelberger.....	T50	74-72-73-71	290
Keith Fergus.....	T50	70-73-77-70	290
Ed Fiori.....	T50	72-69-74-75	290
David Peoples.....	T50	68-76-70-76	290
Victor Regalado.....	T50	74-67-69-80	290

Player	Pos.	Score	Official Money
J.C. Snead.....	T50	72-73-77-68	290
Donnie Hammond.....	T56	71-76-73-71	291
Mark Hayes.....	T56	72-72-68-79	291
Lindy Miller.....	T56	74-70-73-74	291
Loren Roberts.....	T56	73-74-71-73	291
Bob Shearer.....	T56	73-72-76-70	291
Tom Simpson.....	T56	74-73-71-73	291
Tim Simpson.....	T56	73-73-75-70	291
Payne Stewart.....	T56	71-74-73-73	291
Leonard Thompson.....	T56	75-70-73-73	291
Brad Bryant.....	T65	73-72-73-74	292
Lou Graham.....	T65	74-71-74-73	292
Vance Heafner.....	T65	72-75-70-75	292
John Cook.....	T68	72-75-73-73	293
Bob Boyd.....	T68	72-68-75-78	293
Mike Donald.....	T68	71-73-74-75	293
Jim Nelford.....	T68	71-72-73-77	293
Mark Pfeil.....	T68	71-74-74-74	293
Larry Rinker.....	T68	74-71-74-74	293
John Cook.....	T68	74-73-76-71	294
Jim Dent.....	T74	72-71-73-78	294
Mike McCullough.....	T76	70-74-78-73	295
Mac O'Grady.....	T76	74-73-76-72	295
Joey Rasset.....	T76	73-73-74-75	295
Lennie Clements.....	T79	71-73-78-74	296
David Ogrin.....	80	73-74-76-74	297
Mike Sullivan.....	81	73-72-75-78	298

The following players did not finish (C=cut, W=withdrew)

C-148-Antonio Q. Cerda, Frank Conner, John Fought, David Graham, Barry Jaeckel, Darrell Kestner, Jeff Mitchell, Bill Murchison, Nick Price, Tony Sills, Mick Soli, Doug Tewell. **149**-Bill Britton, Charles Coody, Hubert Green, Masahiro Kuramoto, Mark Lye, Orville Moody, Jeff Sanders, **150**-Rex Caldwell, Jim Colbert, John DeForest, Tom Jenkins, Steve Melnyk, Don Pooley, Tom Purtzer, Clarence Rose, **151**-Wally Armstrong, Dave Barr, Terry Diehl, Gary McCord, Chi Chi Rodriguez, Larry Ziegler, **152**-Curt Byrum, T.C. Chen, Ben Crenshaw, Dan Forsman, Billy Kratzert, Bob Murphy, Jim Simons, Howard Twitty, **153**-Marty Bohlen, Bob Eastwood, Allen Miller, Bobby Nichols, Rick Spears, Lance Ten Broeck, **154**-Charles Bolling, Russ Cochran, Jodie Mudd, Jimmy Roy, Doug Sanders, **155**-Gary Player, Tom Thomas, **156**-Bob Byman, Ken Green, John McComish, **157**-Mark Calcavecchia, Steve Hart, Richard Zokol, **158**-Wayne Player, **159**-Lyn Lott, **160**-Woody Blackburn, **161**-Ed Burke Jr., **163**-Jeff Hadley, **W-71**-Greg Powers, **74**-Johnny Miller, Ed Sabo, **75**-Pat Lindsey, **78**-Mark O'Meara, Ed Sneed, **79**-Tommy Valentine, **D-160**-Doug Black, Rod Nuckolls, **81**-Mike Holland.

1984



Scott Simpson

Westchester CC
Harrison, NY
Par: 36-35-71

Purse: \$500,000
June 7-10
Yards: 6,687

PRO-AM: \$7,500. Individual—Loren Roberts, Tim Simpson, 66, \$675 each. Team—Bob Gilder, 52, \$750.

WEATHER: Hot and humid all week, with strong afternoon breezes Thursday and Saturday.

LEADERS: First Round—Chip Beck, with an 8-under-par 63, led Ed Fiori and Wayne Levi by two strokes. **Second Round**—Beck, at 10-under-par 132, led Scott Simpson by two strokes. **Third Round**—Beck, at 11-under-par 202, held a one-stroke advantage over Jay Haas.

CUT: 73 players at 2-over-par 144.

Player	Pos.	Score	Official Money
SCOTT SIMPSON	1	66-68-70-65	269
David Graham.....	T2	68-71-69-66	274
Jay Haas.....	T2	67-68-68-71	274
Mark O'Meara.....	T2	69-68-70-67	274
Chip Beck.....	5	63-69-70-73	275
Tom Kite.....	T6	70-66-68-72	276
Gary McCord.....	T6	68-72-67-69	276
Fred Couples.....	T8	67-69-73-68	277
Mike Sullivan.....	T8	69-70-70-68	277
Allen Miller.....	T10	70-70-68-70	278
Gil Morgan.....	T10	71-66-71-70	278
Calvin Peete.....	T10	71-68-69-70	278
Loren Roberts.....	T10	68-69-70-71	278
D.A. Weirbring.....	T10	67-71-71-69	278
Peter Jacobsen.....	T15	72-71-68-68	279
Mark Lye.....	T15	71-70-66-72	279
Seve Ballesteros.....	T17	73-68-71-68	280
Curt Byrum.....	T17	68-67-74-71	280
Don Pooley.....	T17	72-66-73-69	280
Craig Stadler.....	T17	68-71-72-69	280
Jim Dent.....	T21	71-69-66-75	281
Mike Donald.....	T21	69-71-71-70	281
Tom Jenkins.....	T21	67-70-71-73	281
Joey Sindelar.....	T21	70-71-71-69	281
Roger Maltbie.....	T25	70-72-70-70	282

Player	Pos.	Score	Official Money
Gary Player.....	T25	67-68-73-74	282
Curtis Strange.....	T25	71-70-71-70	282
Willie Wood.....	T25	68-74-69-71	282
Jim Colbert.....	T25	67-71-72-72	282
Wayne Levi.....	T25	65-71-75-71	282
George Burns.....	T31	74-67-68-74	283
George Cadle.....	T31	70-69-73-71	283
Ed Fiori.....	T31	65-73-72-73	283
Mac O'Grady.....	T31	71-71-71-70	283
Howard Twitty.....	T31	70-73-69-71	283
Bobby Heins.....	T36	70-74-70-70	284
Mark Pfeil.....	T36	72-69-68-75	284
Mike Reid.....	T36	73-68-75-68	284
Bob Shearer.....	T36	71-69-69-75	284
Tim Simpson.....	T36	67-73-74-70	284
Brad Bryant.....	T41	72-71-69-73	285
Gibby Gilbert.....	T41	71-73-68-73	285
Steven Liebler.....	T41	70-73-65-77	285
Andy North.....	T41	69-73-71-72	285
Mike Smith.....	T41	72-71-72-70	285
Barry Jaeckel.....	T46	74-70-70-72	286
Bob Murphy.....	T46	68-75-72-71	286
Charles Coody.....	T46	71-69-72-74	286
Mike McCullough.....	T46	70-71-73-72	286
Jim Nelford.....	T46	73-70-72-71	286

Player	Pos.	Score	Official Money
J.C. Snead.....	T46	72-72-70-72	286
Richard Zokol.....	T46	71-72-71-72	286
Chi Chi Rodriguez.....	T53	71-71-70-75	287
Ron Streck.....	T53	73-70-71-73	287
Bill Britton.....	T53	74-69-73-72	288
Larry Mize.....	T55	70-71-75-72	288
Tim Norris.....	T55	71-71-75-71	288
Mark Wiebe.....	T55	70-74-75-69	288
Wally Armstrong.....	59	70-73-75-71	289
Jim Kane.....	60	70-72-75-73	290
Rex Caldwell.....	T61	72-70-75-74	291
Lennie Clements.....	T61	70-73-73-75	291
Bruce Douglass.....	T63	74-68-73-77	292
Leonard Thompson.....	T63	71-73-76-72	292
John Cook.....	T65	72-72-74-75	293
Bruce Fleisher.....	T65	72-72-75-74	293
Gavin Levenson.....	T65	73-69-76-75	293
Mike Gove.....	T68	71-70-78-75	294
Mark McNulty.....	T68	76-68-79-71	294
Tommy Nakajima.....	T68	73-70-77-74	294
Jim Albus.....	T71	72-72-77-74	295
Peter Oosterhuis.....	T71	69-75-80-71	295
Jeff Thomsen.....	73	71-72-79-74	296

The following players did not finish (C=cut, W=withdrew)

C-145-Andy Bean, Woody Blackburn, James Blair, Bobby Clampett, Russ Cochran, John Gentile, Pat Lindsey, Clarence Rose, Tony Sills, Jim Simons, Mick Soli, **146**-Dan Forsman, Buddy Gardner, Wayne Grady, Lou Graham, Hubert Green, John Hamarik, Kenny Knox, Gary Koch, Billy Kratzert, Ralph Landrum, Tom Lehman, Mark McCumber, Griff Moody, Mike Nicolette, David Ogrin, Jim Thorpe, **147**-George Archer, Mark Calcavecchia, Frank Conner, Keith Fergus, Ray Floyd, Morris Hatakey, Gary Krueger, Pat McGowan, Steve Melnyk, David O'Kelly, Mike Putnam, Bill Sander, Ed Sneed, Dennis Watson, **148**-Bob Boyd, Lee Elder, Brad Foxon, Ken Green, Phillip Hancock, Jeff Mitchell, Scott Watkins, **149**-Mark Brooks, Peter Morrie, Jodie Mudd, Jack Renner, Larry Rinker, Brett Upper, **150**-Nick Faldo, Thomas Gray, Lyn Lott, **151**-Bob Gilder, Mike Holland, Joe Inman, Ken Kelley, **152**-Jim Gallagher, Jr., Clyde Rego, **153**-Mark Hayes, David Peoples, Victor Regalado, **154**-Dave Alvarez, Wayne Player, Greg Powers, **155**-Jay Cudd, Tommy Valentine, **156**-John Kudysch, **157**-Dave Eichelberger, **158**-Tom Lamore, **160**-Mike Chadwick, **161**-Randy Watkins, **162**-Adam Adams, **W-72**-Dan Halldorson, **76**-Donnie Hammond, **78**-Jack Spradlin, Doug Tewell, **80**-Jim Booros.

Championship Summaries

1985



Roger Maltbie

Westchester CC
Harrison, NY
Par: 36-35-71

Purse: \$500,000
June 6-9
Yards: 6,722

CUT: 78 players at 3-over-par 145.

PRO-AM: Heavy rain halted play at midday; players received equal shares of \$240.39.

WEATHER: Very pleasant Thursday and Friday. Rain Saturday morning, cloudy the rest of the day. Mostly cloudy Sunday.

LEADERS: First Round—George Burns and Ernie Gonzalez, at 5-under-par 66, led Woody Blackburn by one stroke. **Second Round**—Burns, at 10-under-par 132, was one stroke in front of Roger Maltbie. **Third Round**—Burns and Maltbie were tied at 8-under-par 205, one stroke ahead of Clarence Rose.

Player	Pos.	Score	Official Money
ROGER MALTBIE#.....	1	70-63-72-70	275
George Burns.....	T2	66-66-73-70	275
Ray Floyd.....	T2	69-72-69-65	275
Mark Wiebe.....	4	68-72-70-67	277
Willie Wood.....	5	72-66-71-70	279
Peter Jacobsen.....	6	74-68-69-69	280
J.C. Snead.....	T7	70-68-72-71	281
Barry Jaeckel.....	T7	72-69-69-71	281
Wayne Levi.....	T7	72-71-65-73	281
Don Pooley.....	T10	68-74-70-70	282
Tony Sills.....	T10	70-71-71-70	282
Jim Gallagher, Jr.....	T12	73-72-71-67	283
David Graham.....	T12	73-68-72-70	283
Donnie Hammond.....	T12	75-69-68-71	283
Mike McCullough.....	T12	72-70-68-73	283
Clarence Rose.....	T12	70-66-70-77	283
Joey Sindelar.....	T12	71-70-66-76	283
Mike Smith.....	T12	72-69-72-70	283
Craig Stadler.....	T12	71-71-71-70	283
Woody Blackburn.....	T20	67-71-73-73	284
Rick Fehr.....	T20	73-69-71-71	284
Steven Liebler.....	T20	71-73-69-71	284
Corey Pavin.....	T20	72-71-70-71	284
Bob Tway.....	T20	72-69-70-73	284
Lennie Clements.....	T25	70-73-76-66	285
Jim Colbert.....	T25	70-70-73-72	285

Player	Pos.	Score	Official Money
Wayne Grady.....	T25	68-70-73-74	285
Mark Hayes.....	T25	73-69-74-69	285
Lon Hinkle.....	T25	70-75-72-68	285
Danny Edwards.....	T30	73-68-70-75	286
Tim Simpson.....	T30	70-73-69-74	286
Terry Snodgrass.....	T30	71-70-71-74	286
Fuzzy Zoeller.....	T30	73-70-73-70	286
Tom Kite.....	T30	75-69-74-68	286
Mike Reid.....	T30	73-71-67-75	286
T.C. Chen.....	T36	73-70-71-73	287
Mike Donald.....	T36	70-67-72-78	287
David Frost.....	T36	71-71-75-70	287
Gene Sauers.....	T36	72-71-69-75	287
Mick Soli.....	T36	69-73-72-73	287
Dennis Trixler.....	T36	75-69-70-73	287
Gary Koch.....	T42	72-73-73-70	288
Jack Renner.....	T42	75-68-72-73	288
Tom Lehman.....	T44	74-71-72-72	289
Mark Lye.....	T44	69-73-75-72	289
Andrew Magee.....	T44	69-72-76-72	289
Chris Perry.....	T44	72-73-73-71	289
Jeff Sluman.....	T44	72-73-75-69	289
John Adams.....	T49	72-73-73-72	290
Jay Haas.....	T49	71-73-72-74	290
Loren Roberts.....	T49	70-74-74-72	290
Brett Upper.....	T49	72-70-71-77	290

Player	Pos.	Score	Official Money
Bill Britton.....	T53	74-69-74-74	291
Dan Forsman.....	T53	71-70-74-76	291
Skeeter Heath.....	T53	74-67-75-75	291
Scott Simpson.....	T53	74-71-71-75	291
Bobby Clampett.....	T57	72-72-75-73	292
Jim Hallett.....	T57	75-70-76-71	292
Pat McGowan.....	T57	70-71-78-73	292
Calvin Peete.....	T57	68-74-75-75	292
John DeForest.....	T61	68-70-75-80	293
Jay Delsing.....	T61	72-72-74-75	293
Lance Ten Broeck.....	T61	69-76-76-72	293
Ed Fiori.....	T64	74-69-75-76	294
Bobby Nichols.....	T64	72-70-75-77	294
Jim Albus.....	T66	75-70-77-73	295
Howard Twitty.....	T66	75-70-76-74	295
Robert Wrenn.....	T66	72-73-79-71	295
Tom Jenkins.....	T69	74-71-74-77	296
Kenny Knox.....	T70	73-70-81-73	297
Bob Murphy.....	T70	70-73-74-80	297
Tim Norris.....	T70	71-70-80-76	297
Jerry Pate.....	T73	75-70-79-74	298
Steve Pate.....	T73	71-73-79-75	298
Richard Zokol.....	T75	73-71-77-78	299
Fred Couples.....	T76	72-72-82-74	300
Ernie Gonzalez.....	T76	66-78-83-73	300

#Won playoff with par-4 on first extra hole

The following players did not finish (C=cut, W=withdrew, D=disqualified)

C—146—Mike Bright, Frank Conner, Al Geiberger, Mark O'Meara, Curtis Strange, D.A. Weirberg, **147**—Mark Brooks, Bill Buttner, Jeff Grygiel, Gary Hallberg, Mike Hulbert, Pat Lindsey, Allen Miller, Andy North, Stuart Smith, Leonard Thompson, **148**—Rex Caldwell, Buddy Gardner, Bob Gilder, Mike Holland, Tom Woodard, **149**—Steve Bowman, Mark Calcavecchia, Gibby Gilbert, Ken Green, Gary McCord, David Ogrin, Peter Oosterhuis, Greg Powers, David Thore, **150**—Charles Bolling, Brad Bryant, Curt Byrum, Jeff Coston, Dave Eichelberger, Ivan Smith, **151**—Brad Faxon, Jeff Fox, Hubert Green, David Lundstrom, Jodie Muir, Gary Pinnis, Bill Rogers, Bill Sander, Jeff Sanders, Tom Sieckmann, **152**—Jeff Hart, Bob Lohr, Mark McNulty, Larry Rinker, Chi Chi Rodriguez, **153**—Chip Beck, Jim Dent, Brad Fabel, Kevin Morris, Ted O'Rourke, **154**—Reggie Cusick, John Fought, Steve Jones, Ralph Landrum, **155**—Greg Twiggs, **158**—Dave Davis, Alan T. Pate, **159**—Michael Barnblatt, John Dodd, **162**—Bobby Heins, Gordon Johnson, **163**—Ed Bugniziet, Ron Commans, **W—143**—Phil Blackmar, **77**—Vance Heafner, **78**—Mike Nicolette, **79**—Charles Coody, **81**—Russ Cochran, **82**—Tommy Valentine, **83**—Victor Regalado, **85**—John Gentile, **D—76**—Phillip Hancock

1986



Bob Tway

Westchester CC
Harrison, NY
Par: 36-35-71

Purse: \$600,000
June 5-8
Yards: 6,723

CUT: 77 players at 3-over-par 145.

PRO-AM: \$7,500. Individual—Gil Morgan, Raymond Floyd, 68, \$675 each. Team—Gil Morgan, Larry Rinker, 54, \$675 each.

WEATHER: Cool and pleasant Thursday and Friday. Steady light rain all day Saturday. Early overcast followed by late rain Sunday.

LEADERS: First Round—Tom Sieckmann and Jay Haas, at 6-under-par 65, led Bill Israelson by two strokes. **Second Round**—Sieckmann, Brett Upper and Willie Wood, tied at 8-under-par 134, led Raymond Floyd by one stroke. **Third Round**—Floyd, Mike Reid and Bob Tway shared the lead at 8-under-par 205, two strokes better than Wood.

Player	Pos.	Score	Official Money
BOB TWAY.....	1	73-63-69-67	272
Willie Wood.....	2	71-63-73-66	273
Gil Morgan.....	T3	69-69-70-67	275
Scott Simpson.....	T3	71-67-70-67	275
Mike Reid.....	5	68-69-68-72	277
Andrew Magee.....	T6	72-67-71-70	280
Mark Wiebe.....	T6	68-71-73-68	280
Jay Haas.....	T8	65-73-73-70	281
Doug Tewell.....	T8	70-66-74-71	281
Brett Upper.....	T8	68-66-74-73	281
Tom Watson.....	T8	72-70-70-69	281
Brad Faxon.....	T12	71-70-71-70	282
Ray Floyd.....	T12	68-67-70-77	282
Kenny Knox.....	T12	71-69-72-70	282
Roger Maltbie.....	T12	72-72-70-68	282
Mark Pfeil.....	T16	70-73-70-70	283
D.A. Weirberg.....	T16	73-71-69-70	283
Frank Conner.....	T18	70-70-74-70	284
Jim Dent.....	T18	73-72-70-69	284
Mike Gove.....	T18	73-72-70-69	284
Mike Hulbert.....	T18	75-65-70-74	284
Tom Pernice, Jr.....	T18	70-67-72-75	284
Lennie Clements.....	T18	74-67-74-69	284
Hubert Green.....	T18	72-65-74-73	284
Rod Curl.....	T25	73-71-71-70	285
Mike Donald.....	T25	70-72-72-71	285

Player	Pos.	Score	Official Money
David Frost.....	T25	73-68-75-69	285
Jim Gallagher, Jr.....	T25	70-73-73-69	285
Joe Inman.....	T25	72-68-72-73	285
Pat McGowan.....	T25	71-71-72-71	285
Andy North.....	T25	69-71-72-73	285
Don Pooley.....	T25	73-72-73-67	285
Gibby Gilbert.....	T33	72-71-76-67	286
Wayne Levi.....	T33	74-66-72-74	286
Tom Sieckmann.....	T33	65-69-75-77	286
Jim Colbert.....	T36	70-74-73-70	287
Mark Lye.....	T36	74-69-73-71	287
Chris Perry.....	T36	73-68-75-71	287
Billy Piert.....	T36	70-74-74-69	287
J.C. Snead.....	T36	71-73-70-73	287
Charles Coody.....	T41	76-68-73-71	288
Andy Dillard.....	T41	72-72-71-73	288
Ed Fiori.....	T41	68-71-72-77	288
Bill Israelson.....	T41	67-75-73-73	288
Larry Rinker.....	T41	70-69-74-75	288
Bill Rogers.....	T41	74-69-75-70	288
Jeff Sluman.....	T41	75-67-76-70	288
George Archer.....	T48	68-73-79-69	289
Rex Caldwell.....	T48	75-69-72-73	289
Bobby Clampett.....	T48	72-71-77-69	289
Lou Graham.....	T48	73-72-72-72	289
Jeff Grygiel.....	T48	69-73-73-74	289

Player	Pos.	Score	Official Money
David Peoples.....	T48	74-71-77-67	289
Mike Smith.....	T48	74-71-71-73	289
Howard Twitty.....	T48	73-71-76-69	289
Steve Bowman.....	T56	69-72-77-72	290
Rick Cramer.....	T56	73-72-71-74	290
Vance Heafner.....	T56	74-69-70-77	290
Gary Koch.....	T56	71-74-73-72	290
John McComish.....	T56	70-73-73-74	290
Mark McCumber.....	T56	69-73-76-72	290
Larry Rentz.....	T56	75-69-73-73	290
Harry Taylor.....	T56	72-73-73-72	290
Morris Hatalsky.....	T64	72-69-76-74	291
Mark O'Meara.....	T64	77-68-73-73	291
Jim Simons.....	T64	68-75-77-71	291
Joey Sindelar.....	T64	78-67-74-72	291
Barry Jaeckel.....	T68	71-73-73-75	292
Chip Beck.....	T69	72-71-77-73	293
Pat Lindsey.....	T69	75-69-72-77	293
David Graham.....	T71	75-70-76-73	294
Bobby Mitchell.....	T71	69-73-80-72	294
Adrian Stills.....	T73	73-70-74-78	295
Danny Briggs.....	T74	74-70-74-78	296
Dave Rummells.....	T74	76-69-74-77	296
Kris Moe.....	T76	73-70-75-79	297
Steve Jones.....	T77	71-72-77-79	299

The following players did not finish (C=cut, W=withdrew)

C—146—Brad Bryant, John DeForest, Dave Eichelberger, Brad Fabel, Rick Fehr, Bob Gilder, Donnie Hammond, Mark Hayes, Rocco Mediate, Mike Nicolette, Mac O'Grady, Peter Oosterhuis, Loren Roberts, Leonard Thompson, **147**—George Burns, Trevor Dodds, Jeff Fox, Ernie Gonzalez, James Howell, Tim Norris, Victor Regalado, Mike San Filippo, Gene Sauers, Tim Simpson, Ron Streck, Richard Zokol, **148**—Mark Brooks, Tom Byrum, Mark Calcavecchia, Ben Crenshaw, Jay Delsing, Buddy Gardner, Tom Gleaton, Gary Hallberg, Hale Irwin, Gary McCord, Mike McCullough, Bill Sander, Dennis Trixler, **149**—Peter Jacobsen, Bob Lohr, Blaine McCallister, Clarence Rose, Mark Trauner, Robert Wrenn, **150**—John Adams, T.M. Chen, Brian Clair, Jeff Lewis, David Lundstrom, Brian Moss, Jack Renner, Greg Twiggs, Tommy Valentine, Larry Ziegler, **151**—Woody Blackburn, Charles Bolling, Rick Dalpos, Eduardo Romero, **152**—Phil Blackmar, T.C. Chen, Billy Kratzert, **153**—Antonio O. Cerda, Ken Mattiace, Mike Miles, **154**—Brad Greer, **155**—Greg Ledehoff, **156**—Stu Ingraham, Ted O'Rourke, **158**—Denny Hepler, Doug Johnson, Evan Schiller, **159**—Bob Murphy, **161**—Don Reese, **162**—Mike Dibuno, Bobby Pancratz, **W—81**—Ken Green, -Bill Glasgow

Championship Summaries

1987



J.C. Snead

Westchester CC
Harrison, NY
Par: 36-35-71

Purse: \$600,000
June 11-14
Yards: 6,769

LEADERS: First Round—Sandy Lyle, with a 6-under-par 65, led Seve Ballesteros and Loren Roberts by one stroke. **Second Round**—Ballesteros, at 9-under-par 133, held a one-stroke lead over Mike Reid. **Third Round**—Reid, at 10-under-par 203, led Ballesteros by one stroke.

CUT: 75 players at 4-over-par 146.

PRO-AM: \$7,500. Individual—Jeff Sluman, Brian Claar, 69, \$675 each. Team—Bill Rogers, Keith Clearwater, Jack Nicklaus II, Buddy Gardner, 58, \$581.25 each.

WEATHER: With the exception of Friday, nice each day with a steady breeze. Steady rain all day Friday.

Player	Pos.	Score	Official Money
J.C. SNEAD#1	71-70-65-70	276	\$108,000.00
Seve Ballesteros.....2	66-67-71-72	276	64,800.00
Roger Maltbie.....3	71-67-68-71	277	40,800.00
Mike Donald.....14	69-70-72-67	278	24,800.00
Morris Hatalsky.....14	71-68-72-67	278	24,800.00
Mike Reid.....14	68-66-69-75	278	24,800.00
Fred Couples.....17	70-69-73-67	279	19,350.00
Sandy Lyle.....17	65-72-71-71	279	19,350.00
Aki Ohmachi.....19	72-72-68-68	280	16,800.00
Chris Perry.....19	69-69-67-75	280	16,800.00
Ken Green.....111	75-70-65-71	281	13,800.00
Harry Taylor.....111	71-71-69-70	281	13,800.00
Doug Tewell.....111	68-68-73-72	281	13,800.00
David Edwards.....114	74-68-68-72	282	10,800.00
Rocco Mediate.....114	71-74-70-67	282	10,800.00
Bruce Soulsby.....114	72-71-70-69	282	10,800.00
Chip Beck.....117	72-69-70-72	283	8,700.00
Russ Cochran.....117	74-69-70-70	283	8,700.00
Wayne Levi.....117	73-68-71-71	283	8,700.00
Loren Roberts.....117	66-71-71-75	283	8,700.00
Keith Clearwater.....121	74-72-67-71	284	5,802.86
Ed Dougherty.....121	71-70-71-72	284	5,802.86
Gil Inman.....121	70-75-68-71	284	5,802.86
John Morgan.....121	74-72-65-73	284	5,802.86
Kenny Perry.....121	73-72-71-68	284	5,802.86

Player	Pos.	Score	Official Money
Curt Byrum.....121	69-69-74-72	284	\$5,802.85
Dick Mast.....121	70-72-71-71	284	5,802.85
Lennie Clements.....128	73-69-72-71	285	3,904.29
Rick Dalpos.....128	74-70-71-70	285	3,904.29
Jay Delsing.....128	71-72-72-70	285	3,904.29
Jay Haas.....128	68-69-75-73	285	3,904.29
Steve Jones.....128	71-74-67-73	285	3,904.28
Tom Pernice, Jr.....128	74-68-69-74	285	3,904.28
Mike Sullivan.....128	71-71-71-72	285	3,904.28
Frank Conner.....135	72-72-71-71	286	2,832.86
Andy Dillard.....135	73-72-69-72	286	2,832.86
Kenny Knox.....135	71-74-69-72	286	2,832.86
Scott Simpson.....135	71-74-68-73	286	2,832.86
Leonard Thompson.....135	74-69-74-69	286	2,832.86
John Adams.....135	69-72-70-75	286	2,832.85
Don Pooley.....135	73-69-73-71	286	2,832.85
Vance Heafner.....142	70-70-73-74	287	2,160.00
Bill Kratzert.....142	73-69-71-74	287	2,160.00
Greg Ladehoff.....142	76-69-70-72	287	2,160.00
Mark Wiebe.....142	68-70-73-76	287	2,160.00
Mark Hayes.....146	69-74-73-72	288	1,800.00
Bob Lohr.....146	73-70-69-76	288	1,800.00
Dave Eichelberger.....148	69-72-73-75	289	1,548.00
Dan Halldorson.....148	71-74-71-73	289	1,548.00
Greg Twiggs.....148	74-69-72-74	289	1,548.00

Player	Pos.	Score	Official Money
Robert Wrenn.....148	75-69-71-74	289	\$1,548.00
Bill Britton.....152	75-69-72-74	290	1,392.00
Antonio O. Cerda.....152	78-68-73-71	290	1,392.00
T.C. Chen.....152	69-73-74-74	290	1,392.00
Bobby Cole.....152	73-72-70-75	290	1,392.00
Mark Lye.....152	76-70-70-74	290	1,392.00
John McComish.....152	72-71-72-75	290	1,392.00
Fulton Allem.....158	73-72-73-73	291	1,314.00
Buddy Gardner.....158	72-71-72-76	291	1,314.00
Wayne Grady.....158	73-70-73-75	291	1,314.00
Tim Norris.....158	69-77-71-74	291	1,314.00
David Ogrin.....158	71-72-74-74	291	1,314.00
Ted Schulz.....158	77-68-74-72	291	1,314.00
Brian Claar.....164	71-73-73-75	292	1,254.00
Jim Gallagher, Jr.....164	74-70-73-75	292	1,254.00
Lou Graham.....164	75-71-72-74	292	1,254.00
Howard Twitty.....164	75-69-71-77	292	1,254.00
Bobby Clampett.....168	74-67-76-77	294	1,212.00
Andrew Magee.....168	70-74-73-77	294	1,212.00
Robert Thompson.....168	73-71-75-75	294	1,212.00
Ted Lehmann.....171	72-74-72-77	295	1,182.00
Bill Rogers.....171	75-70-73-77	295	1,182.00
Bobby Heins.....173	74-72-76-81	303	1,164.00

#Won playoff with par-4 on first extra hole

The following players did not finish (C=cut, W=withdrew, D=disqualified)

C—147—Perry Arthur, Ray Barr, Jr., Jay Don Blake, Charles Bolling, George Burns, Jim Carter, Tom Garner, Brad Greer, Tony Grimes, Mike Hulbert, Bob Lunn, Don Reese, Victor Regalado, Jeff Sluman, Ron Streck, Bob Tway, Larry Ziegler, **148**—Dewey Arnette, Brad Bryant, Brad Faxon, Tommy Nakajima, Andy North, Nick Price, Don Shirey, Jr., Mark Trauner, Bert Yancey, **149**—Jim Chancey, Steve Elkington, Denny Hepler, David Hobby, Barry Jaeckel, Peter Oosterhuis, John Riegger, **150**—George Archer, Phil Blackmar, John Horne, Mike McGee, Bob Murphy, Tom Sieckmann, **151**—Mike Bender, Jeff Fox, David Graham, Bill Israelson, Gary McCord, Brian Mogg, Mark Pfeil, Bill Sander, Mike Smith, **152**—Tom Byrum, Trevor Dodds, Dan Forsman, Pat Lindsey, Mike McCullough, Jim Nelford, Ray Stewart, **153**—David Canipe, Jack Nicklaus, Brett Upper, Jim Wilson, **154**—Mike San Filippo, Richard Zokol, **155**—Woody Blackburn, Mark Brooks, Rex Caldwell, Jeff Lewis, Billy Pierot, Willie Wood, **156**—Jack W. Nicklaus II, Evan Schiller, **158**—Doug Johnson, **159**—Tony Saraceno, **160**—John Fought, Ted O'Rourke, **163**—Duffy Waldorf, **W—220**—Mike Nicolette, **146**—Jack Renner, **76**—Lon Hinkle, **78**—Gibby Gilbert, Jim Thorpe, **D—**Phil Jonas, Curtis Strange.

1988



Seve Ballesteros

Westchester CC
Harrison, NY
Par: 36-35-71

Purse: \$700,000
June 9-12
Yards: 6,779

LEADERS: First Round—Howard Twitty and Loren Roberts, at 5-under-par 66, led Joey Sindelar by one stroke. **Second Round**—Roberts, at 5-under-par 137, was one stroke ahead of Bill Buttner, Brandel Chamblee and Steve Elkington. **Third Round**—Ken Green, at 7-under-par 206, led Elkington and Dick Mast by one stroke.

CUT: 74 players at 3-over-par 145.

PRO-AM: \$7,500. Individual—Bob Tway, 65, \$750. Team—George Burns, 53, \$750.

WEATHER: Cool and rainy Thursday. Clear and comfortable the rest of the week, with steady winds.

Player	Pos.	Score	Official Money
SEVE BALLESTEROS#1	72-68-69-67	276	\$126,000.00
David Frost.....12	71-68-69-68	276	52,266.67
Greg Norman.....12	73-69-70-64	276	52,266.67
Ken Green.....12	71-68-67-70	276	52,266.66
Steve Elkington.....5	69-70-69-71	278	28,000.00
Brandel Chamblee.....16	70-68-73-69	280	22,662.50
Bob Eastwood.....16	69-72-72-67	280	22,662.50
Dick Mast.....16	71-68-68-73	280	22,662.50
Loren Roberts.....16	66-71-73-70	280	22,662.50
Tommy Armour III.....110	73-69-71-68	281	18,200.00
Jeff Sluman.....110	74-70-68-69	281	18,200.00
Jay Don Blake.....112	71-72-72-67	282	13,300.00
Jim Hallet.....112	70-71-69-72	282	13,300.00
Bill Kratzert.....112	73-71-66-72	282	13,300.00
Tommy Nakajima.....112	73-71-71-67	282	13,300.00
Scott Simpson.....112	71-69-71-71	282	13,300.00
J.C. Snead.....112	68-73-70-71	282	13,300.00
Russ Cochran.....118	72-73-70-68	283	9,128.00
Mike Reid.....118	69-71-71-72	283	9,128.00
Clarence Rose.....118	72-71-71-69	283	9,128.00
Tim Simpson.....118	70-74-70-69	283	9,128.00
Payne Stewart.....118	73-68-69-73	283	9,128.00
Isao Aoki.....123	74-70-69-71	284	7,000.00
Jay Haas.....123	70-70-72-72	284	7,000.00
David Edwards.....125	72-72-70-71	285	5,460.00

Player	Pos.	Score	Official Money
Wayne Grady.....125	75-69-71-70	285	\$5,460.00
Don Pooley.....125	68-76-69-72	285	5,460.00
Craig Stadler.....125	71-73-71-70	285	5,460.00
Lance Ten Broeck.....125	72-70-75-68	285	5,460.00
Mark McCumber.....130	73-70-73-70	286	4,252.67
Chris Perry.....130	72-69-72-73	286	4,252.67
Jack Renner.....130	74-68-74-70	286	4,252.67
Joey Sindelar.....130	67-73-76-70	286	4,252.67
Fred Couples.....130	70-71-71-74	286	4,252.66
Tim Norris.....130	70-73-74-69	286	4,252.66
Ronnie Black.....136	72-71-73-71	287	3,084.25
Jim Carter.....136	74-71-72-70	287	3,084.25
Dan Halldorson.....136	75-75-68-74	287	3,084.25
Bob Lohr.....136	70-70-69-73	287	3,084.25
Johnny Miller.....136	75-69-70-73	287	3,084.25
Peter Senior.....136	69-75-72-71	287	3,084.25
Leonard Thompson.....136	74-69-73-71	287	3,084.25
Howard Twitty.....136	66-73-71-77	287	3,084.25
Bill Buttner.....144	69-69-74-76	288	2,240.00
Mark Lye.....144	73-71-73-71	288	2,240.00
Larry Rinker.....144	71-71-72-74	288	2,240.00
Bob Tway.....144	76-68-71-73	288	2,240.00
Brad Fabel.....148	74-70-74-71	289	1,806.00
Brad Faxon.....148	69-72-73-75	289	1,806.00
Wayne Levi.....148	71-70-77-71	289	1,806.00

Player	Pos.	Score	Official Money
Hal Sutton.....148	70-72-76-71	289	\$1,806.00
Clark Burroughs.....152	73-72-74-71	290	1,666.00
Antonio O. Cerda.....152	70-73-74-73	290	1,666.00
Billy Andrade.....154	76-69-75-71	291	1,589.00
George Archer.....154	75-69-72-75	291	1,589.00
Nick Faldo.....154	74-71-75-71	291	1,589.00
Bernhard Langer.....154	74-69-76-72	291	1,589.00
Blaine McCallister.....154	70-75-72-74	291	1,589.00
Scott Verplank.....154	72-69-73-77	291	1,589.00
Brian Tennyson.....160	71-71-74-76	292	1,533.00
Jim Thorpe.....160	73-72-76-71	292	1,533.00
Billy Ray Brown.....162	68-74-76-75	293	1,484.00
Mark Calcavecchia.....162	72-73-72-76	293	1,484.00
Steve Lowery.....162	71-73-77-72	293	1,484.00
Christy O'Connor.....162	74-71-73-75	293	1,484.00
Duffy Waldorf.....162	70-70-79-74	293	1,484.00
Mike Hammond.....167	71-74-75-74	294	1,442.00
Pat McGowan.....168	72-71-76-76	295	1,421.00
Harry Taylor.....168	70-73-78-74	295	1,421.00
Lennie Clements.....170	71-74-73-78	296	1,386.00
Rick Meskell.....170	72-73-71-80	296	1,386.00
David Ogrin.....170	72-73-78-73	296	1,386.00
Dan Forsman.....173	72-71-79-75	297	1,351.00
Mark Hayes.....173	72-72-75-78	297	1,351.00

#Won playoff with birdie on first extra hole

The following players did not finish (C=cut, W=withdrew, D=disqualified)

C—146—Jim Albus, Roy Biancalana, Jim Booros, Bill Britton, Jeff Coston, Richard Cromwell, David Graham, Mike Hulbert, Tom Kite, Greg Ladehoff, Roger Maltbie, Mike McCullough, Gil Morgan, Aki Ohmachi, Kenny Perry, Bill Sander, Doug Tewell, **147**—George Burns, Ernie Gonzalez, John Inman, Andrew Magee, Brian Mogg, Bob Murphy, Mark O'Meara, Rick Vershure, Fred Wadsworth, **148**—Fulton Allem, Ray Floyd, Bobby Heins, Sandy Lyle, Steve Pate, Gene Sauers, Paul Tritter, Brett Upper, Mark Wiebe, **149**—Tom Byrum, Barry Cheesman, Ed Dougherty, Barry Jaeckel, Kenny Knox, Willie Wood, **150**—T.C. Chen, Rick Pearson, Sam Randleph, Mike Sullivan, Steve Thomas, **151**—Brad Bryant, Peter Jacobsen, Bob Proben, **152**—Mike Blackburn, Phil Blackmar, John Cook, Mike Donald, Dave Eichelberger, Buddy Gardner, John Huston, Mark Maness, Rocco Mediate, Dillard Pruitt, Tony Sills, **153**—Tom Sieckmann, Ray Stewart, **154**—Danny Briggs, Darrell Kestner, Darrell Knight, Tom Pernice, Jr., Joey Rasset, Robert Thompson, **155**—Andy North, Kim Young, **156**—Curt Byrum, Nick Manolios, Bruce Zabriski, **157**—Jay Delsing, **158**—Jeffrey Lankford, **159**—Jim Guerra, **160**—Mike Ballo, **164**—Greg Parker, **W—79**—Mark Pfeil, **84**—Calvin Peete, **D—157**—Mark Moulard, **78**—David Peoples.

Championship Summaries

1989



Wayne Grady

Westchester CC
Harrison, NY
Par: 36-35-71

Purse: \$1,000,000
June 8-11
Yards: 6,779

LEADERS: First Round—Tom Sieckmann, at 7-under-par 64, led Rocco Mediate by one stroke. **Second Round**—Wayne Grady, Dick Mast and Sieckmann were tied at 8-under-par 134, one stroke better than J.C. Snead. **Third Round**—Grady, Mast and Snead were tied at 8-under-par 205.

CUT: 71 players at 1-over-par 143.

PRO-AM: \$7,500. Individual—Fred Couples, Hal Sutton, 68, \$675 each. Team—Sandy Lyle, Mark O'Meara, 57, \$675 each.

WEATHER: Rainy and cool during the pro-am. Foggy Thursday morning and cloudy all day. Rain on Friday. Play was suspended at 1:02 p.m., then called at 4 p.m. with 57 players having completed play. The 99 who had yet to finish resumed Round 2 at 8 a.m. Saturday. Under sunny skies, the third round began at 2:10 p.m.; play wasn't completed until 8:25 p.m. Sunny but very windy Sunday, with winds at 25 mph, gusting to 35-40.

Player	Pos.	Score	Official Money
WAYNE GRADY#	1	69-65-71-72	277
Ronnie Black.....	2	69-71-69-68	277
Clarence Rose.....	3	72-69-67-70	278
Tom Watson.....	4	71-69-70-68	278
Billy Andrade.....	5	69-69-70-71	279
Fred Couples.....	6	66-72-70-71	279
Tom Kite.....	7	70-67-72-70	279
J.C. Snead.....	8	67-68-70-74	279
Mark Lye.....	9	66-70-71-73	280
Nick Price.....	10	74-67-69-70	280
Mike Reid.....	11	69-72-68-71	280
Paul Azinger.....	12	71-67-70-73	281
Chip Beck.....	13	70-70-72-69	281
Don Pooley.....	14	72-71-69-69	281
Gary Hallberg.....	15	72-71-67-72	282
Scott Hoch.....	16	68-72-67-75	282
Curtis Strange.....	17	72-65-74-71	282
Tom Byrum.....	18	68-72-69-74	283
Larry Mize.....	19	68-71-69-75	283
Mark O'Meara.....	20	69-72-72-70	283
Joey Sindelar.....	21	70-70-73-70	283
Craig Stadler.....	22	66-74-68-75	283
Bob Tway.....	23	69-71-70-74	284
Bill Buttnr.....	24	70-70-70-74	284

Player	Pos.	Score	Official Money
Greg Norman.....	T23	69-71-69-75	284
Kenny Perry.....	T23	69-68-72-75	284
Ted Schulz.....	T23	70-69-70-75	284
Scott Simpson.....	T23	71-68-71-74	284
Doug Tewell.....	T23	69-72-69-74	284
Donnie Hammond.....	T30	71-69-72-73	285
Hal Sutton.....	T30	70-73-71-71	285
Dick Mast.....	T32	66-68-71-81	286
Larry Nelson.....	T32	69-69-73-75	286
Steve Pate.....	T32	72-70-75-69	286
Jeff Stuman.....	T32	72-69-70-75	286
Fulton Allem.....	T36	73-68-71-75	287
Brad Faxon.....	T36	71-72-72-72	287
David Frost.....	T36	70-67-75-75	287
Kenny Knox.....	T36	66-70-74-77	287
Dan Pohl.....	T36	67-71-75-74	287
John Adams.....	T41	71-68-75-74	288
Seve Ballesteros.....	T41	71-70-72-75	288
Ben Crenshaw.....	T41	67-76-71-74	288
Bob Estes.....	T41	72-68-68-80	288
Jim Hallet.....	T41	71-70-69-78	288
Loren Roberts.....	T41	73-70-72-73	288
Bill Britton.....	T47	73-67-73-76	289
Mark Brooks.....	T47	69-72-74-74	289

Player	Pos.	Score	Official Money
Curt Byrum.....	T47	69-74-73-73	289
Jay Haas.....	T47	70-72-75-72	289
Dan Halldorson.....	T47	71-72-74-72	289
Rocco Mediate.....	T47	65-74-75-75	289
Scott Verplank.....	T47	73-69-73-74	289
Andy Bean.....	T54	73-70-73-75	291
Jim Booros.....	T54	70-72-72-77	291
Dan Forsman.....	T54	70-73-72-76	291
Brian Tennyson.....	T54	71-72-73-75	291
Webb Heintzelman.....	T58	70-72-73-77	292
John Mahaffey.....	T58	71-72-74-75	292
Don Shirey, Jr.....	T58	71-71-76-74	292
Tom Sieckmann.....	61	64-70-79-80	293
Larry Silveira.....	62	68-72-75-79	294
Dave Eichelberger.....	63	70-72-78-75	295
Joel Edwards.....	T64	70-68-78-81	297
Rick Meskell.....	T64	73-70-73-81	297
Don Reese.....	T64	69-74-75-79	297
Mike Hulbert.....	67	69-72-79-78	298
Darrell Kestner.....	T68	71-72-80-76	299
Billy Tuten.....	T68	70-73-76-80	299
Bob Wolcott.....	70	68-74-86-72	300

The following players did not finish (C=cut, W=withdrew)

C—144—Isao Aoki, Bob Eastwood, Steve Hart, Rick Pearson, Chris Perry, Bill Sander, Duffy Waldorf, Mark Wiebe, **145**—Tommy Armour III, Clark Burroughs, David Canipe, Trevor Dodds, David Edwards, Ed Fiori, Fred Funk, Buddy Gardner, Ken Green, P.H. Horgan III, Bob Lohr, Andrew Magee, Billy Mayfair, Masashi Jumbo Ozaki, Greg Twigg, **146**—Ray Barr, Jr., Jim Carter, Keith Clearwater, Russ Cochran, Mark Hayes, John Inman, Roger Maltbie, Blaine McCallister, Larry Rinker, Bruce Zabriski, **147**—Roy Biancalana, Lennie Clements, Mike Donald, Steve Elkington, Lon Hinkle, Pat McGowan, Leonard Thompson, **148**—Brad Bryant, Bobby Clampett, Jim Gallagher, Jr., Bob Gilder, Peter Jacobsen, Barry Jaeckel, Sandy Lyle, Mike Miles, Tim Norris, Andy North, Billy Pierot, Tony Sills, Jim Thorpe, **149**—Billy Ray Brown, Rick Dalpos, Robin Freeman, John McComish, Ray Stewart, Brent Studer, **150**—George Burns, Rex Caldwell, Frank Esposito, David Graham, Ed Humenik, Chris Moody, David Ogrin, **151**—Gibby Gilbert, Tony Grimes, Morris Hatalsky, Corey Pavin, **152**—Sam Randolph, **153**—Jack Renner, **154**—Jim Benep, Jack Kay Jr., Mark Mielke, **156**—Doug Miller, **158**—Bob Murphy, **161**—Nick Manolios, **W—224**—Ian Baker-Finch, **144**—D.A. Weibring, **145**—Robert Thompson, **148**—Lance Ten Brock, **154**—Bob Mattiace, **71**—Johnny Miller, **74**—Payne Stewart, **76**—Greg Ladehoff.

1990



Hale Irwin

Westchester CC
Harrison, NY
Par: 36-35-71

Purse: \$1,000,000
June 21-24
Yards: 6,779

LEADERS: First Round—Kirk Triplett shot a 6-under-par 65 and led by one stroke over Hale Irwin, Blaine McCallister, Buddy Gardner and Bill Britton. **Second Round**—McCallister added a 4-under-par 67 for a 9-under-par 133 and led by one stroke over Jay Haas, who birdied the last four holes. Irwin and David Peoples were two strokes behind. **Third Round**—Irwin and McCallister were tied at 10-under-par 203. Paul Azinger, Craig Stadler, Ken Green, Haas, Peoples and Triplett were three strokes back.

CUT: 88 players at 1-over-par 143.

PRO-AM: \$7,500. Individual—Hal Sutton, Wayne Levi, 68, \$675 each. Team—Kenny Knox, John Mahaffey, 54, \$675 each.

WEATHER: Mostly cloudy Thursday, when an early evening thunderstorm forced suspension of play at 6:20 p.m. Play resumed at 7:05 p.m. Rain also delayed the start of play for one hour Friday morning. Mostly clear the rest of the day. Beautiful Saturday and Sunday.

Player	Pos.	Score	Official Money
HALE IRWIN	1	66-69-68-66	269
Paul Azinger.....	2	67-70-69-65	271
Kirk Triplett.....	3	65-74-67-66	272
Ken Green.....	4	70-67-69-67	273
Jim Gallagher, Jr.....	5	69-68-70-67	274
Blaine McCallister.....	6	66-67-70-71	274
Ray Floyd.....	7	70-73-65-68	276
Lee Janzen.....	8	69-70-69-68	276
Loren Roberts.....	9	71-67-69-69	276
Craig Stadler.....	10	67-71-68-70	276
Jay Haas.....	11	67-67-72-71	277
Gene Sauers.....	12	69-71-70-67	277
Bill Britton.....	13	66-70-72-70	278
Russ Cochran.....	14	71-71-69-68	279
Ben Crenshaw.....	15	75-63-72-69	279
Steve Elkington.....	16	70-71-71-67	279
Rick Fehr.....	17	71-70-71-67	279
David Peoples.....	18	68-67-71-73	279
Jeff Sluman.....	19	71-72-68-68	279
Fulton Allem.....	20	71-70-68-71	280
Buddy Gardner.....	21	66-71-71-72	280
P.H. Horgan III.....	22	71-72-69-68	280
Chris Perry.....	23	72-70-69-69	280
Billy Andrade.....	24	71-71-69-70	281
Isao Aoki.....	25	70-70-70-71	281
Phil Blackmar.....	26	71-72-68-70	281
Kenny Knox.....	27	69-71-71-70	281
Peter Persons.....	28	69-70-71-71	281
Howard Twitty.....	29	72-69-71-69	281

Player	Pos.	Score	Official Money
Emlyn Aubrey.....	T24	71-71-66-73	281
Jim Benep.....	T24	70-71-68-72	281
John Dowdall.....	T24	68-74-68-71	281
Andy North.....	T33	67-76-71-68	282
Don Pooley.....	T33	69-73-67-73	282
Larry Rinker.....	T33	67-70-72-73	282
Clarence Rose.....	T33	68-72-73-69	282
Ian Baker-Finch.....	T37	69-67-72-75	283
Greg Bruckner.....	T37	68-71-72-72	283
Bob Gilder.....	T37	70-69-72-72	283
Corey Pavin.....	T37	73-70-70-70	283
Hal Sutton.....	T37	69-74-70-70	283
Doug Tewell.....	T37	68-70-74-71	283
Mark Brooks.....	T43	70-66-72-76	284
Brad Faxon.....	T43	71-70-72-71	284
Steve Hart.....	T43	71-70-72-71	284
John Inman.....	T43	73-69-73-69	284
Nick Price.....	T43	72-70-69-73	284
Greg Twigg.....	T43	70-72-71-71	284
Bob Wolcott.....	T43	68-74-71-71	284
Michael Allen.....	T50	70-70-72-73	285
Tommy Armour III.....	T50	70-69-74-72	285
Jim Booros.....	T50	70-72-68-75	285
Mike Donald.....	T50	70-68-74-73	285
Andrew Magee.....	T50	70-70-71-74	285
Rocco Mediate.....	T50	71-69-71-74	285
Tommy Moore.....	T50	69-73-75-68	285
Leonard Thompson.....	T50	71-72-72-70	285
Ted Schulz.....	T50	71-68-70-76	285

Player	Pos.	Score	Official Money
George Burns.....	T59	74-68-77-67	286
Bill Buttnr.....	T59	72-70-72-72	286
Lennie Clements.....	T59	71-72-71-72	286
Webb Heintzelman.....	T59	72-69-72-73	286
Greg Hickman.....	T59	71-72-75-68	286
Barry Jaeckel.....	T59	70-72-71-73	286
Steve Lamontagne.....	T59	71-71-70-74	286
Roger Maltbie.....	T59	70-71-73-72	286
Jim Woodward.....	T59	71-70-71-74	286
David Frost.....	T68	74-69-74-70	287
Fred Funk.....	T68	67-74-70-76	287
Jim Hallet.....	T68	71-71-74-71	287
Jeff Hart.....	T68	69-70-73-75	287
Pat McGowan.....	T68	67-71-75-74	287
Dewey Arnette.....	T73	71-72-73-72	288
Jack Ferenz.....	T73	69-72-71-76	288
Stan Utley.....	T73	70-73-72-73	288
Jim Carter.....	T76	71-72-70-76	289
Neal Lancaster.....	T76	72-71-73-73	289
J.C. Snead.....	T76	73-70-71-75	289
Willie Wood.....	T76	73-70-71-75	289
Dan Halldorson.....	T80	70-71-73-76	290
Ray Stewart.....	T80	70-69-75-76	290
Bob Estes.....	T82	69-74-75-73	291
Bobby Heins.....	T82	72-71-77-71	291
Sonny Skinner.....	T82	70-73-77-71	291
Wayne Grady.....	85	73-70-75-74	292
Rick Vershore.....	86	70-73-76-75	294

The following players did not finish (C=cut, W=withdrew)

C—144—Ronnie Black, Jay Don Blake, Jay Delsing, Ed Dougherty, Bob Eastwood, Dave Eichelberger, Tom Eubank, Brian Kamm, John Mahaffey, Craig Parry, Calvin Peete, Don Reese, Mike Schuchart, Harry Taylor, Paul Trittler, **145**—Ed Fiori, Gary Hallberg, Scott Hoch, John McComish, Don Shirey, Jr., Larry Silveira, Joey Sindelar, Mike Sullivan, Jeffrey Wilson, **146**—Curt Byrum, Mike Duffley, Bruce Fleisher, Morris Hatalsky, Mark Hayes, Dillard Pruitt, Scott Verplank, **147**—Fred Couples, Joel Edwards, Tom Silva, Ted Tryba, Denis Watson, **148**—Jerry Anderson, Andy Bean, Patrick Burke, Clark Burroughs, David Canipe, Dennis Harrington, Nolan Henke, John Huston, David Ogrin, Mike Smith, Tim Stafford, **149**—Clark Dennis, Mark Pfeil, Lance Ten Brock, Mark Trauner, Richard Zokol, **150**—Mitch Adcock, Ray Barr, Jr., Ron Streck, **151**—David Edwards, **152**—David Hillman, **153**—John Adams, **154**—Gary Koch, Tom Pernice, Jr., Rick Pruchnik, Grant Waite, **155**—Mel Baum, Jerry Haas, Rick Todd, **157**—Henry Cagigal, **160**—Carl Cooper, **W—223**—Wayne Levi, **159**—Pat Fitzsimons.

Championship Summaries

1991



Billy Andrade

Westchester CC
Harrison, NY
Par: 36-35-71

Purse: \$1,000,000
June 6-9
Yards: 6,779

PRO-AM: \$7,500. Individual—Chris Perry, 66, \$750. Team—Andrew Magee, 55, \$750.

WEATHER: Perfect every day.

LEADERS: First Round—Paul Azinger, Fulton Allem, Brad Bryant and Chris Perry were tied at 5-under-par 66. Eight players were one stroke back. **Second Round**—Azinger and Perry were joined by Denis Watson at 8-under-par 134. Allem and Fred Couples were one stroke back. Bryant, Hale Irwin, Billy Andrade, Peter Persons and John Inman were tied at 136. **Third Round**—Irwin added a 67 for a 10-under-par 203. Bryant was one stroke back, while Andrade and Allem were tied at 205.

CUT: 70 players at 1-over-par 143.

Player	Pos.	Score	Official Money
BILLY ANDRADE	1	68-68-69-68	273
Brad Bryant	2	66-70-68-71	275
Nolan Henke	3	69-70-67-70	276
Hale Irwin	3	67-69-67-73	276
Seve Ballesteros	5	70-67-69-71	277
Wayne Levi	5	71-72-67-67	277
Larry Rinker	7	68-73-65-71	277
Fulton Allem	8	66-69-70-73	278
Ray Floyd	18	69-68-69-72	278
Fred Couples	110	70-65-72-72	279
Greg Norman	110	70-68-70-71	279
Loren Roberts	110	68-73-67-71	279
Howard Twitty	110	70-70-70-69	279
Paul Azinger	114	66-68-78-68	280
Steve Elkington	114	73-67-69-71	280
Brandt Jobe	114	71-68-69-72	280
Emlyn Aubrey	117	68-71-72-70	281
Payne Stewart	117	72-71-69-69	281
Wayne Grady	117	67-71-72-71	281
Roger Maltbie	117	67-64-74-75	281
Tom Purtzer	117	71-69-70-71	281
Duffy Waldorf	117	71-69-68-73	281
Mark Brooks	123	68-74-73-67	282
Bart Bryant	123	68-69-71-74	282

Player	Pos.	Score	Official Money
Ed Dougherty	T23	74-69-69-70	282
David Edwards	T23	71-71-70-70	282
Robert Gamez	T23	70-73-68-71	282
Buddy Gardner	T23	69-70-69-74	282
Steve Pate	T23	68-70-72-72	282
Craig Stadler	T23	68-70-73-71	282
John Cook	T31	72-67-71-73	283
Brad Faxon	T31	73-70-72-68	283
Jim Hallet	T31	72-69-73-69	283
Mike Hulbert	T31	69-70-75-69	283
Hal Sutton	T31	69-71-72-71	283
D.A. Weibring	T31	71-70-71-71	283
Brett Upper	T31	71-66-69-77	283
Brian Claar	T38	71-72-71-70	284
Ken Green	T38	68-70-74-72	284
Peter Persons	T38	68-68-74-74	284
David Canipe	T41	67-73-73-72	285
Jim Gallagher, Jr.	T41	69-71-74-71	285
Dan Halldorson	T41	73-70-70-72	285
Jose Maria Olazabal	T41	71-70-74-70	285
Jeff Sluman	T41	74-68-74-69	285
Russ Cochran	T41	73-68-71-73	285
Jerry Haas	T41	71-71-69-74	285
Sean Murphy	T41	71-69-72-73	285

Player	Pos.	Score	Official Money
Chris Perry	T41	66-68-74-77	285
Charlie Bowles	T50	68-74-73-71	286
Jay Delsing	T50	71-69-74-72	286
Nick Faldo	T50	72-69-73-72	286
Trevor Dodds	T53	70-73-75-69	287
P.H. Horgan III	T53	67-74-75-71	287
John Inman	T53	68-68-75-76	287
Joey Sindelar	T53	72-69-78-68	287
JC Anderson	T57	70-71-69-78	288
Greg Bruckner	T57	73-69-72-74	288
Billy Ray Brown	T59	72-70-73-74	289
Andrew Magee	T59	70-70-75-74	289
Mark McCumber	T59	71-71-73-74	289
Pat McGowan	T59	69-74-72-74	289
David Sutherland	T63	67-72-73-78	290
Denis Watson	T63	67-67-75-81	290
Scott Gump	T65	72-70-75-74	291
Neal Lancaster	T66	73-70-71-78	292
Michael Allen	T67	72-71-75-75	293
Willie Wood	T68	70-69-80-75	294
Bob Wolcott	T69	74-66-77-78	295
Greg Ladehoff	T70	69-72-77-79	297

The following players did not finish (C=cut, W=withdrew)

C-144—Ronnie Black, Jim Booros, Bill Britton, Bill Buttner, Barry Cheesman, Ed Fiori, David Frost, Gary Hallberg, Mark Hayes, Andy North, Sam Randolph, **145**—Perry Arthur, Brad Bell, John Daly, Brad Fabel, Lee Janzen, Karl Kimball, John Mahaffey, Calvin Peete, Dillard Pruitt, Tom Sieckman, Ray Stewart, Curtis Strange, Brian Tennyson, Leonard Thompson, Stan Utley, **146**—Marco Dawson, Bob Eastwood, Joel Edwards, Bob Estes, Mike Gilmore, Steve Jones, Jeff Maggert, Rocco Mediate, Larry Rentz, Ted Schulz, Bob Tway, John Wilson, **147**—Jim Beneppe, Brandel Chamblee, Bob Gilder, Jay Haas, Scott Hoch, Brian Kamm, Davis Love III, Dick Mast, Blaine McCallister, Jim McGovern, Bryan Norton, David Peoples, Jim Thorpe, Mark Wiebe, **148**—Ben Crenshaw, Ed Humenik, Kenny Knox, Keith Kulzer, Bruce Lietzke, Ken Schall, **149**—Bobby Clampett, Carl Cooper, Mike Donald, Jim Furyk (A), Dicky Thompson, **150**—John Adams, Billy Mayfair, Craig Rudolph, Mike Standly, Doug Tewell, Greg Twigg, Brian Watts, Greg Whisman, **151**—Curt Byrum, Clark Dennis, Rick Fehr, **152**—Dudley Hart, Brad Lardon, Mike Sullivan, **153**—Mel Baum, Tom Byrum, **154**—Rick Meskell, Brad Worthington, **155**—Kirk Triplett, Jim Woodward, **156**—Craig Thomas, **160**—Scott Dietrich, **W-75**—Mike Smith.

1992



David Frost

Westchester CC
Harrison, NY
Par: 36-35-71

Purse: \$1,000,000
June 25-28
Yards: 6,779

CUT: 73 players at 3-over-par 145.

PRO-AM: Play limited to nine holes for a.m. and p.m. groups due to one-hour, 45-minute rain suspension during morning round. \$7,500. Front Nine Individual—Ben Crenshaw, 33, \$450. Back Nine Individual—Ted Schulz, 33, \$450. Front Nine Team—Craig Parry, 27, \$450. Back Nine Team—Roger Maltbie, Hal Sutton, Loren Roberts, Fulton Allem, 29, \$393.75 each.

WEATHER: Sunny, windy and mild Thursday and Friday. Sunny and mild Saturday, with late rain. Sunny and pleasant Sunday.

LEADERS: First Round—Steve Elkington, David Frost, Greg Norman, Ted Schulz and Bob Tway were tied at 4-under-par 67, one stroke better than five other players. **Second Round**—Frost, at 7-under-par 135, held a one-stroke lead over Fred Funk and Duffy Waldorf. **Third Round**—Frost was at 11-under-par 202, good for a three-stroke edge over Waldorf and a four-stroke advantage over Jeff Maggert.

Player	Pos.	Score	Official Money
DAVID FROST	1	67-68-67-66	268
Duffy Waldorf	2	69-67-69-71	276
Paul Azinger	3	75-67-69-66	277
Fred Funk	3	69-67-71-70	277
Lee Janzen	3	70-71-67-69	277
Tom Kite	6	70-70-67-71	278
Greg Norman	6	71-73-65-69	278
Craig Parry	6	68-72-72-66	278
Bill Britton	7	71-67-69-72	279
Fred Couples	7	71-67-72-69	279
Steve Elkington	7	67-71-70-71	279
Mike Smith	7	73-69-67-70	279
Craig Stadler	7	72-67-71-69	279
Dave Barr	114	72-71-70-67	280
Ray Floyd	114	72-69-69-70	280
Lon Hinkle	114	74-70-72-64	280
Davis Love III	114	70-71-71-68	280
Gene Sauers	114	72-73-65-70	280
Jim Thorpe	114	73-66-71-70	280
Billy Andrade	120	72-70-72-67	281
Ed Humenik	120	74-70-69-68	281
Brad Fabel	122	70-74-68-70	282
Rocco Mediate	122	75-68-69-70	282
Corey Pavin	122	73-72-67-70	282

Player	Pos.	Score	Official Money
Greg Whisman	T22	71-73-68-70	282
Mark Carnevale	T26	74-66-71-72	283
Bob Estes	T26	69-73-73-68	283
Buddy Gardner	T26	68-76-68-71	283
Jeff Maggert	T26	72-68-66-77	283
Fulton Allem	T30	73-67-71-73	284
Jim McGovern	T30	72-71-69-72	284
Peter Persons	T30	70-73-72-69	284
Bob Wolcott	T30	72-73-70-69	284
David Edwards	T34	71-73-70-71	285
Brad Faxon	T34	69-72-69-75	285
Bob Friend	T34	72-73-70-70	285
Wayne Levi	T34	73-71-68-73	285
Howard Twitty	T34	72-72-67-74	285
Bob Gilder	T39	71-70-69-76	286
Don Pooley	T39	73-72-69-72	286
Loren Roberts	T39	72-68-75-71	286
Ted Schulz	T39	67-73-72-74	286
Lance Ten Broeck	T39	74-70-70-72	286
Bob Tway	T39	67-73-71-75	286
Emlyn Aubrey	T45	68-73-71-75	287
Brian Claar	T45	71-72-70-74	287
Dan Halldorson	T45	71-69-73-74	287
Dudley Hart	T45	70-73-68-76	287

Player	Pos.	Score	Official Money
Mike Harwood	T45	71-73-70-73	287
Chip Beck	T50	68-71-75-74	288
Billy Ray Brown	T50	70-75-71-72	288
Lennie Clements	T50	75-70-73-70	288
Jerry Haas	T50	70-73-70-75	288
Greg Kraft	T50	67-71-74-76	288
Neal Lancaster	T50	72-72-72-72	288
Larry Silveira	T50	72-71-70-75	288
Jim Woodward	T50	72-70-75-71	288
Tommy Armour III	T58	73-71-69-76	289
Bruce Fleisher	T58	73-72-75-69	289
Joey Sindelar	T58	70-74-70-75	289
David Canipe	T61	74-70-70-76	290
Mike Donald	T62	71-74-73-73	291
Kelly Gibson	T62	71-73-71-76	291
Dicky Thompson	T62	74-70-73-74	291
Ronnie Black	T65	70-74-70-78	292
Mark Brooks	T65	74-69-74-75	292
Brandel Chamblee	T65	74-70-73-75	292
Brian Tennyson	T65	76-69-68-79	292
Ed Fiori	T69	72-72-75-74	293
Donnie Hammond	T70	74-71-72-78	295
Steve Hart	T70	70-72-77-76	295
Dave Schreyer	T72	74-71-75-78	298

The following players did not finish (C=cut, W=withdrew, D=disqualified)

C-146—Jerry Anderson, Brad Bryant, Ben Crenshaw, Jay Delsing, Jim Hallet, Nolan Henke, Billy Mayfair, Doug Tewell, Mark Wiebe, **147**—Curt Byrum, Jay Haas, J.P. Hayes, Greg Lesher, Roger Maltbie, Blaine McCallister, Andy North, Chris Perry, Larry Rinker, John Ross, Mike Standly, Leonard Thompson, **148**—Michael Allen, Mark McCumber, Mike Reid, Jeff Sluman, Mike Sullivan, Chris Tucker, Tray Tyner, **149**—Mitch Adcock, Olin Browne, Carl Cooper, Michael Cunniff, John Elliott, Ken Green, Bobby Heins, Kenny Knox, David Ogren, Fran Quinn, John Reeves, **150**—Marco Dawson, Mike Gilmore, Bill Glasson, Wayne Grady, P.H. Horgan III, Paul McIntire, David Peoples, Robert Wrenn, **151**—Robin Freeman, Scott Gump, Hale Irwin, E.J. Pfister, **152**—Ed Burke Jr., Jon Chaffee, Joel Edwards, Dick Mast, Sonny Skinner, Kirk Triplett, Greg Twigg, **153**—Greg Hickman, John Inman, Steve Lamontagne, Larry Rentz, John Riegger, Stan Utley, **154**—Ed Dougherty, Dave Peege, Mike Springer, Kim Young, **155**—Bill Buttner, Morris Hatalasky, Doug Martin, **156**—Dave Eichelberger, Hal Sutton, **158**—Mike Duffley, Frank Esposito, Keith Kulzer, Bill Sander, Bruce Zabriski, **159**—Brad Bell, **164**—Jerry Impellitteri, **165**—Ron McDougal, **W-154**—Frank Conner, **78**—Scott Simpson, **D-215**—Russ Cochran.

Championship Summaries

1993



Vijay Singh

Westchester CC
Harrison, NY
Par: 36-35-71

Purse: \$1,000,000
June 10-13
Yards: 6,779

LEADERS: First Round—Dudley Hart, at 5-under-par 66, held a one-stroke lead over Brandel Chamblee. **Second Round**—Tom Kite, Jeff Maggert and Duffy Waldorf, all at 3-under-par 139, led Vijay Singh by one stroke. **Third Round**—Waldorf and Lee Janzen, both at 4-under-par 209, were three strokes ahead of Ian Baker-Finch and Loren Roberts.

CUT: 71 players at 5-over-par 147.

PRO-AM: Afternoon play cancelled due to rain, lightning and severe weather in the area. \$7,500. Morning Individual—Loren Roberts, 66, \$450. Morning Team—Corey Pavin, 55, \$450. Afternoon—All players received equal shares of \$144.23.

WEATHER: Sunny and mild all four days, with strong and swirling winds Thursday and Friday. Winds diminishing Saturday and minimal Sunday.

Player	Pos.	Score	Official Money
VIJAY SINGH#	1	72-68-74-66	280 \$180,000.00
Mark Wiebe.....	2	72-75-67-66	280 108,000.00
David Frost.....	3	70-72-73-66	281 58,000.00
Lee Janzen.....	3	69-72-68-72	281 58,000.00
Tom Lehman.....	5	74-69-70-69	282 38,000.00
Mike Smith.....	5	72-73-69-68	282 38,000.00
Chip Beck.....	7	71-72-74-66	283 31,166.67
Payne Stewart.....	7	74-72-68-69	283 31,166.67
Bob Gilder.....	7	72-72-69-70	283 31,166.66
Fred Funk.....	10	69-75-71-69	284 25,000.00
Tom Kite.....	10	68-71-75-70	284 25,000.00
Duffy Waldorf.....	10	69-70-70-75	284 25,000.00
Brad Faxon.....	11	69-77-71-68	285 19,333.34
Ian Baker-Finch.....	11	71-72-69-73	285 19,333.33
Paul Goydos.....	11	73-73-68-71	285 19,333.33
Phil Blackmar.....	11	75-71-67-73	286 14,500.00
Fred Couples.....	11	72-69-72-73	286 14,500.00
Steve Lamontagne.....	11	74-73-71-68	286 14,500.00
Andy North.....	11	74-70-72-70	286 14,500.00
Loren Roberts.....	11	72-69-71-74	286 14,500.00
Doug Tewell.....	11	74-71-69-72	286 14,500.00
Dave Barr.....	12	77-67-72-71	287 10,000.00
Bill Britton.....	12	73-74-71-69	287 10,000.00
Willie Wood.....	12	72-71-72-72	287 10,000.00

Player	Pos.	Score	Official Money
Jeff Woodland.....	T22	73-71-70-73	287 \$10,000.00
Steve Elkington.....	T26	75-72-67-74	288 7,400.00
Rocco Mediate.....	T26	77-69-73-69	288 7,400.00
Corey Pavin.....	T26	73-74-72-69	288 7,400.00
Larry Rinker.....	T26	72-74-70-72	288 7,400.00
Mike Standly.....	T26	74-70-72-72	288 7,400.00
Lennie Clements.....	T31	74-73-72-70	289 6,200.00
Mike Hulbert.....	T31	74-73-69-73	289 6,200.00
David Ogrin.....	T31	75-69-72-73	289 6,200.00
Mark Brooks.....	T34	76-67-73-74	290 5,275.00
Brandel Chamblee.....	T34	67-74-76-73	290 5,275.00
Morris Hataalsky.....	T34	75-71-73-71	290 5,275.00
Bob Tway.....	T34	68-74-72-76	290 5,275.00
Brad Fabel.....	T38	72-74-73-72	291 4,200.00
Dudley Hart.....	T38	66-77-72-76	291 4,200.00
P.H. Horgan III.....	T38	74-73-71-73	291 4,200.00
Jeff Maggert.....	T38	71-68-74-78	291 4,200.00
Mark McCumber.....	T38	73-73-71-74	291 4,200.00
Ted Schulz.....	T38	76-71-73-71	291 4,200.00
Trevor Dodds.....	T44	74-70-71-77	292 2,890.00
Mike Donald.....	T44	75-69-71-77	292 2,890.00
Bruce Fleisher.....	T44	73-72-70-77	292 2,890.00
Robin Freeman.....	T44	72-74-71-75	292 2,890.00
Skip Kendall.....	T44	73-72-72-75	292 2,890.00

Player	Pos.	Score	Official Money
Colin Montgomerie.....	T44	76-71-72-73	292 \$2,890.00
Peter Persons.....	T44	74-70-75-73	292 2,890.00
Hal Sutton.....	T44	75-70-74-73	292 2,890.00
Michael Allen.....	T52	73-74-71-75	293 2,360.00
Massy Kuramoto.....	T52	70-76-70-77	293 2,360.00
Jim McGovern.....	T52	76-71-73-73	293 2,360.00
Brian Claar.....	T55	75-72-72-75	294 2,260.00
Marco Dawson.....	T55	71-74-73-76	294 2,260.00
John Flannery.....	T55	73-72-77-72	294 2,260.00
Bill Murchison.....	T55	74-73-77-70	294 2,260.00
Scott Simpson.....	T55	74-73-76-71	294 2,260.00
Barry Cheesman.....	T60	73-73-74-75	295 2,180.00
Len Mattiace.....	T60	75-72-75-73	295 2,180.00
Jeff Sluman.....	T60	73-72-71-79	295 2,180.00
Patrick Burke.....	T63	71-74-79-73	297 2,100.00
Jay Delsing.....	T63	70-74-76-77	297 2,100.00
Jay Haas.....	T63	70-75-70-82	297 2,100.00
Brian Kamm.....	T63	75-68-80-74	297 2,100.00
Mark Mielke.....	T63	73-73-73-78	297 2,100.00
Roger Maltbie.....	68	75-72-77-74	298 2,040.00
Wayne Levi.....	69	71-74-78-78	301 2,020.00
Greg Cesario.....	70	73-74-77-83	307 2,000.00
Dennis Trixler.....	71	73-74-79-82	308 1,980.00

The following players did not finish (C=cut, W=withdrew)

C—148-Ronnie Black, Mike Gilmore, Steve Lowery, Kenny Perry, Greg Twigg, 149-Paul Azinger, Brad Bryant, Russ Cochran, Ben Crenshaw, Ed Fiori, Ken Green, Dan Halldorson, Peter Jacobsen, Jimmy Johnston, John Mahaffey, Dick Mast, Fran Quinn, Marty Schiene, Curtis Strange, Mike Sullivan, Harry Taylor, Ted Tryba, Robert Wrenn, 150-Michael Bradley, Wayne Grady, Bob Lohr, Don Pooley, Lee Porter, 151-John Adams, Robert Allenby, Seve Ballesteros, Angel Franco, Buddy Gardner, Kelly Gibson, Jim Hallett, Nolan Henke, Neal Lancaster, Mark Lye, Ron McDougal, Naomichi Joe Ozaki, Joey Sindelar, Lance Ten Broeck, 152-Fulton Allem, Scott Hoch, Ed Humenik, Greg Kraft, Phil Mickelson, Eddie Pearce, Larry Rentz, David Toms, 153-Russell Berensdorf, Mark Carnevale, Jaime Gomez, Jeff Grygiel, John Inman, Blaine McCallister, 154-David Delong, John Dowdall, John Elliott, Scott Gump, Craig Parry, Tom Sieckmann, 155-JC Anderson, Robert Gamez, Dave Pege, Rick Vershure, 156-John Daly, David Jackson, Kenny Knox, Billy Mayfair, Grant Waite, 157-Jeff Cook, Cliff Earle (A), Kirk Triplett, 158-Billy Andrade, Rick Dalpos, Perry Moss, 159-Jim Gallagher, Jr., 161-Tad Rhyon, 164-Mike Schuchart, 172-Craig Thomas, **W**—161-Denis Watson, 79-Gene Sauers, 81-Andrew Magee, 83-Joel Edwards.

1994



Lee Janzen

Westchester CC
Harrison, NY
Par: 36-35-71

Purse: \$1,200,000
June 9-12
Yards: 6,779

LEADERS: First Round—Mike Reid, with a 6-under-par 65, led by one stroke over Bob Estes, Dillard Pruitt, Steve Brodie, Steve Pate and Wayne Levi. **Second Round**—Ernie Els, at 8-under-par 132, led Reid by one stroke. **Third Round**—Lee Janzen, at 11-under-par 202, led by one stroke over Els.

CUT: 70 players at 2-over-par 144.

PRO-AM: \$7,500. Individual—Tom Watson, 65, \$750. Team—Corey Pavin, 52, \$750.

WEATHER: Beautiful the first three days. Overcast with some rain on Sunday.

Player	Pos.	Score	Official Money
LEE JANZEN	1	69-69-64-66	268 \$216,000.00
Ernie Els.....	2	68-66-69-68	271 129,600.00
Brad Faxon.....	3	70-68-70-66	274 69,600.00
Jay Haas.....	3	68-70-69-67	274 69,600.00
Billy Andrade.....	5	70-71-66-69	276 43,800.00
Bob Burns.....	5	71-67-70-68	276 43,800.00
Steve Pate.....	5	66-72-69-69	276 43,800.00
Mark Brooks.....	8	71-70-66-70	277 32,400.00
Robin Freeman.....	8	69-69-69-70	277 32,400.00
Hale Irwin.....	8	70-72-65-70	277 32,400.00
Jeff Maggert.....	8	72-72-64-69	277 32,400.00
Joe Ozaki.....	8	69-67-69-72	277 32,400.00
Dillard Pruitt.....	11	66-71-68-73	278 24,000.00
John Wilson.....	11	68-68-69-73	278 24,000.00
Tom Kite.....	15	68-74-64-73	279 21,600.00
Brad Bryant.....	16	70-67-73-70	280 17,400.00
Bob Estes.....	16	66-71-70-73	280 17,400.00
Greg Norman.....	16	73-67-69-71	280 17,400.00
Hal Sutton.....	16	71-71-66-72	280 17,400.00
Phil Tataurangi.....	16	71-71-67-71	280 17,400.00
Ted Tryba.....	16	71-71-66-72	280 17,400.00
Gary Hallberg.....	122	71-67-72-71	281 11,520.00
Jim McGovern.....	122	73-71-70-67	281 11,520.00
Jim Thorpe.....	122	71-71-67-72	281 11,520.00

Player	Pos.	Score	Official Money
Esteban Toledo.....	T22	71-73-67-70	281 \$11,520.00
Tom Watson.....	T22	71-71-70-69	281 11,520.00
Ronnie Black.....	T27	70-71-65-76	282 7,494.55
Brian Claar.....	T27	71-73-68-70	282 7,494.55
David Frost.....	T27	67-71-71-67	282 7,494.55
John Huston.....	T27	70-72-75-65	282 7,494.55
John Mahaffey.....	T27	71-73-68-70	282 7,494.55
Mark McCumber.....	T27	69-72-70-71	282 7,494.55
Lennie Clements.....	T27	73-68-72-69	282 7,494.54
Fred Couples.....	T27	70-69-70-73	282 7,494.54
John Flannery.....	T27	72-68-70-72	282 7,494.54
Fred Funk.....	T27	69-70-69-74	282 7,494.54
Brett Ogle.....	T27	69-70-75-68	282 7,494.54
Fulton Allem.....	T38	72-69-68-74	283 5,040.00
Dave Barr.....	T38	71-73-69-70	283 5,040.00
Mark Carnevale.....	T38	72-69-72-70	283 5,040.00
Davis Love III.....	T38	71-71-69-72	283 5,040.00
Rocco Mediate.....	T38	74-67-71-71	283 5,040.00
Mike Reid.....	T38	65-70-73-75	283 5,040.00
Rob Boldt.....	T44	73-71-72-68	284 3,628.00
Ben Crenshaw.....	T44	73-70-68-73	284 3,628.00
Jay Delsing.....	T44	74-68-70-72	284 3,628.00
Blaine McCallister.....	T44	72-67-73-72	284 3,628.00
Corey Pavin.....	T44	72-69-68-75	284 3,628.00

Player	Pos.	Score	Official Money
Scott Verplank.....	T44	71-70-69-74	284 \$3,628.00
Phil Blackmar.....	T50	68-72-68-77	285 2,922.00
Russ Cochran.....	T50	69-74-69-73	285 2,922.00
Wayne Levi.....	T50	66-74-74-71	285 2,922.00
Doug Tewell.....	T50	68-72-73-72	285 2,922.00
David Ogrin.....	T54	73-69-71-73	286 2,760.00
Steve Rintoul.....	T54	72-71-75-68	286 2,760.00
Bob Tway.....	T54	71-70-75-70	286 2,760.00
Howard Twitty.....	57	71-73-72-71	287 2,712.00
Steve Brodie.....	T58	66-76-72-74	288 2,652.00
Dudley Hart.....	T58	77-67-70-74	288 2,652.00
Mike Hulbert.....	T58	73-68-73-74	288 2,652.00
Joey Rasset.....	T58	75-69-71-73	288 2,652.00
Nolan Henke.....	T62	70-73-73-73	289 2,568.00
Dave Stockton, Jr.....	T62	72-70-71-76	289 2,568.00
Jeff Woodland.....	T62	72-71-71-75	289 2,568.00
Bob May.....	T65	72-70-77-71	290 2,508.00
Payne Stewart.....	T65	72-72-72-74	290 2,508.00
Todd Barranger.....	T67	71-73-68-79	291 2,460.00
Bill Britton.....	T67	71-73-76-71	291 2,460.00
Seve Ballesteros.....	69	71-73-75-73	292 2,424.00
David Feherty.....	70	74-70-75-76	295 2,400.00

The following players did not finish (C=cut, W=withdrew, D=disqualified)

C—145-Ian Baker-Finch, Curt Byrum, Bruce Fleisher, Kelly Gibson, Bob Gilder, Paul Goydos, Brian Kamm, Steve Lamontagne, Jesper Parnevik, Joey Sindelar, Craig Stadler, Tiger Woods (A), Mark Wurtz, 146-Olin Browne, Ed Dougherty, David Edwards, Tom Garrow, Pete Jordan, Mark Lye, Larry Mize, John Morse, Loren Roberts, Mike Sullivan, Duffy Waldorf, Bruce Zabriskie, 147-Guy Boros, Billy Ray Brown, Chris DiMarco, Mike Donald, Jim Furyk, Steve Gotsche, Wayne Grady, Ed Humenik, Greg Kraft, Neal Lancaster, Roger Maltbie, Doug Martin, Hajime Meshiai, David Peoples, Paul Stankowski, Stan Utley, 148-Andy Bean, Trevor Dodds, Morris Hataalsky, John Inman, Dennis Paulson, Kenny Perry, Jeff Sluman, Tom Sutter, David Toms, Jim Woodward, 149-Marco Dawson, Tommy Moore, Gene Sauers, 150-Glen Day, Mike Heinen, Sean Murphy, Bobby Wadkins, 151-Peter Baker, Brandel Chamblee, Jose Maria Olazabal, Larry Rinker, Ted Schulz, 152-Joel Edwards, Scott Hawkins, Billy Kratzert, Dicky Pride, Charles Raulerson, Tom Sieckmann, 153-Michael Allen, Craig Parry, 154-John Adams, 155-Chris Kite, Kenny Knox, Larry Silveira, Rick Vershure, 156-Tim Shifflett, 157-Willie Wood, 158-Doug Steffen, 159-Mike Downey, Brad Lardon, 160-Brad Worthington, **W**—74-Vijay Singh, 79-Ken Green, 80-Andy North, **D**—76-Chip Beck.

Championship Summaries

1995



Vijay Singh

Westchester CC
Harrison, NY
Par: 36-35—71

Purse: \$1,200,000
May 18-21
Yards: 6,779

CUT: 78 players at 3-over-par 145 or better.

PRO-AM: Individual—Wayne Levi, 67, \$750. Team—Brad Faxon, 56, \$750.

WEATHER: Mostly cloudy and mild Thursday. Cooler with intermittent rain Friday. Beautiful Saturday and Sunday.

LEADERS: First Round—Doug Martin shot a 4-under-par 67 to lead Grant Waite, Ernie Els, Mike McCullough, Bruce Fleisher and Mike Hulbert by one stroke. **Second Round**—Hulbert and Chris Perry shared the lead at 6-under-par 136, one stroke ahead of Doug Martin and Els. **Third Round**—Vijay Singh, after a round of 67, was at 7-under-par 206, one stroke ahead of Bobby Wadkins.

Player	Pos.	Score	Official Money
VIJAY SINGH#	1	70-69-67-72	278
Doug Martin.....	2	67-70-72-69	278
Bobby Wadkins.....	3	72-68-69-72	279
Ernie Els.....	4	68-69-75-68	280
Nick Faldo.....	14	70-70-68-72	280
Fred Funk.....	14	71-68-71-70	280
Dillard Pruitt.....	14	72-69-70-69	280
David Duval.....	18	69-75-67-70	281
Bruce Fleisher.....	18	68-71-69-73	281
Bob Gilder.....	18	73-70-68-70	281
Blaine McCallister.....	18	69-71-69-72	281
Chris Perry.....	112	69-67-74-72	282
Craig Stadler.....	112	70-72-71-69	282
Tom Lehman.....	114	70-72-73-68	283
Steve Lowery.....	114	73-70-66-74	283
Jim McGovern.....	114	74-70-65-74	283
Bob Tway.....	114	73-70-68-72	283
Chip Beck.....	118	69-70-72-73	284
Mike Brisky.....	118	70-72-67-75	284
Steve Elkington.....	118	71-69-70-74	284
Jerry Haas.....	118	70-72-70-72	284
J.P. Hayes.....	118	73-71-69-71	284
Mike Hulbert.....	118	68-68-73-75	284
Lee Janzen.....	118	73-71-69-71	284
David Ogrin.....	118	73-68-68-75	284
Bart Bryant.....	126	70-71-73-71	285
Mark Carnevale.....	126	74-71-69-71	285

Player	Pos.	Score	Official Money
Ben Crenshaw.....	T26	74-70-71-70	285
Brad Bryant.....	T29	71-71-71-73	286
Jim Carter.....	T29	69-72-74-71	286
Marco Dawson.....	T29	69-72-73-72	286
Steve Brodie.....	T29	72-69-70-75	286
Billy Ray Brown.....	T29	75-69-68-74	286
Brad Faxon.....	T29	72-68-70-76	286
Grant Waite.....	T29	68-73-72-73	286
Tom Hearn.....	T36	73-68-77-69	287
Ed Humenik.....	T36	71-74-69-73	287
Wayne Levi.....	T36	73-69-70-75	287
Larry Rinker.....	T36	69-74-73-71	287
Michael Allen.....	T40	74-70-69-75	288
Paul Azinger.....	T40	69-74-72-73	288
Jim Furyk.....	T40	69-72-73-74	288
Jim Gallagher, Jr.....	T40	68-72-72-75	288
Joe Ozaki.....	T40	72-71-68-77	288
Don Pooley.....	T40	70-74-71-73	288
John Wilson.....	T40	70-74-71-73	288
Richard Zokol.....	T40	71-72-73-72	288
David Feherty.....	T48	74-71-70-74	289
Charlie Rymel.....	T48	71-69-74-75	289
David Frost.....	T50	71-73-75-71	290
Bill Porter.....	T50	71-72-68-79	290
Ray Stewart.....	T50	73-72-73-72	290
Harry Taylor.....	T50	73-69-73-75	290
Greg Twigg.....	T50	73-71-75-71	290

Player	Pos.	Score	Official Money
Tom Byrum.....	T55	74-70-71-76	291
Rocco Mediate.....	T55	73-71-77-70	291
Greg Powers.....	T55	72-73-72-74	291
Duffy Waldorf.....	T55	73-70-75-73	291
Willie Wood.....	T55	72-69-77-73	291
Bob Burns.....	T60	72-71-71-78	292
J.L. Lewis.....	T60	73-71-71-77	292
Mike Reid.....	T60	70-73-75-74	292
Steve Stricker.....	T60	70-72-73-77	292
Omar Uresti.....	T60	70-75-75-72	292
Fulton Allem.....	T65	69-70-81-73	293
Bill Britton.....	T65	74-69-75-75	293
Clark Burroughs.....	T65	69-76-73-75	293
Curt Byrum.....	T65	70-73-73-77	293
Bobby Clampett.....	T65	70-74-72-77	293
Buddy Gardner.....	T65	75-70-77-71	293
Mike Smith.....	T65	72-73-74-74	293
Mike McCullough.....	T72	68-71-73-82	294
Bruce Vaughan.....	T73	74-71-74-77	296
Mark Wurtz.....	T73	72-72-77-75	296
Phil Blackmar.....	T75	71-74-73-79	297
Brian Kamm.....	T75	70-75-74-78	297
Jay Williamson.....	T75	72-73-75-77	297
Dennis Paulson.....	T78	70-74-78-79	301

#Won playoff with birdie-4 on fifth extra hole

The following players did not finish (C=cut, W=withdrew, D=disqualified)

C—146-Rob Boldt, Mike Donald, Rick Fehr, Paul Goydos, Vance Heafner, Barry Jaeckel, Steve Rintoul, Jim Thorpe, Ted Tryba, **147**-Tommy Armour III, Ronnie Black, Scott Ford, Steve Gotsche, Ken Green, Jay Haas, Dudley Hart, Jonathan Kaye, Dick Mast, Lee Rinker, John Schroeder, Dicky Thompson, Jeff Woodland, **148**-Woody Austin, Kelly Gibson, Pete Jordan, Greg Kraft, Jeff Leonard, Tim Loutalot, Roger Maltbie, David Peoples, Jack Renner, Joey Sindelar, **149**-David Graham, Scott Gump, Kenny Knox, Bob Lohr, **150**-Flex Caldwell, Brian Claar, Billy Kratzert, Scott McCarron, Howard Twitty, **151**-Jay Delsing, Robin Freeman, Steve Hart, Ryan Howison, Tony Sills, Leonard Thompson, Tray Tyrer, Stan Utley, **152**-Pat Bates, Darrell Kestner, Carl Paulson, Don Reese, Ted Schulz, Ronnie Springer, Lance Ten Brock, **153**-Billy Andrade, Paul Stankowski, **154**-Kawika Cotner, P.H. Horjan III, **155**-Emlyn Aubrey, **156**-Andy North, **157**-Tony Destefano, Chris DiMarco, Ed Dougherty, Nolan Henke, Rick Vershure, Mark Wiebe, **158**-Paul Antonucci, **160**-Bill Van Orman, **164**-Joe Felder, **171**-Sal Silvestrone, **W—154**-Joe Acosta, Jr., **155**-Ed Fiori, **78**-Joey Rassetz, **84**-Keith Clearwater, Rick Meskell, **D—294**-Bobby Clampett, **160**-Skip Kendall.

1996



Ernie Els

Westchester CC
Harrison, NY
Par: 36-35—71

Purse: \$1,200,000
June 6-9
Yards: 6,779

CUT: 83 players at 3-over-par 145 from a field of 156.

PRO-AM: \$7,500. Individual—Bob Tway, Costantino Rocca, 65, \$675 each. Team—Fred Funk, Joey Sindelar, Hal Sutton, Andrew Magee, 54, \$581.25 each.

WEATHER: Sunny and warm with winds 10-15 mph Thursday through Saturday. Overcast and humid Sunday.

LEADERS: First Round—Ernie Els opened with a 6-under-par 65. Mike Reid and Steve Elkington trailed by one stroke. **Second Round**—Els added a 66 for a two-day total of 11-under 131. David Frost and Craig Parry were five strokes back. **Third Round**—Els set a 54-hole tournament record at 13-under-par 200. Tim Herron trailed by six strokes.

Player	Pos.	Score	Official Money
ERNE ELS	1	65-66-69-71	271
Steve Elkington.....	T2	66-72-70-71	279
Tom Lehman.....	T2	71-71-67-70	279
Jeff Maggert.....	T2	74-68-68-69	279
Craig Parry.....	T2	70-66-72-71	279
Brad Faxon.....	T6	70-72-67-71	280
David Frost.....	T6	67-69-74-70	280
Fred Funk.....	T6	72-70-67-71	280
Tim Herron.....	T9	68-70-68-75	281
Corey Pavin.....	T9	72-71-68-70	281
John Cook.....	T11	72-70-71-69	282
Paul Goydos.....	T11	70-75-69-68	282
Mike Hulbert.....	T11	73-69-70-70	282
Greg Kraft.....	T11	71-68-72-71	282
Mike Reid.....	T11	66-71-73-72	282
Woody Austin.....	T16	70-68-73-72	283
Jeff Julian.....	T16	71-69-76-67	283
Blaine McCallister.....	T16	68-72-74-69	283
Greg Norman.....	T16	67-70-74-72	283
Brad Bryant.....	T20	70-71-72-71	284
John Maginnes.....	T20	75-69-72-68	284
Vijay Singh.....	T20	77-67-69-71	284
Kevin Sutherland.....	T20	68-69-74-73	284
Glen Day.....	T24	73-71-71-70	285
Hisayuki Sasaki.....	T24	71-74-70-70	285
Chris Perry.....	T24	69-76-69-71	285
Lee Rinker.....	T24	71-73-70-71	285
Loren Roberts.....	T24	69-72-73-71	285

Player	Pos.	Score	Official Money
Jeff Sluman.....	T24	70-72-70-73	285
John Wilson.....	T24	67-73-73-72	285
Billy Andrade.....	T31	70-75-69-72	286
Brad Fabel.....	T31	72-70-73-71	286
Ed Fiori.....	T31	73-72-72-69	286
Joey Gullion.....	T31	71-74-70-71	286
Tom Kite.....	T31	72-71-72-71	286
Dicky Pride.....	T31	72-71-74-69	286
Joey Sindelar.....	T31	76-68-67-75	286
Taylor Smith.....	T31	71-70-74-71	286
Mike Sullivan.....	T31	73-69-72-72	286
Shane Bertsch.....	T40	77-67-74-69	287
Brian Claar.....	T40	75-69-71-72	287
Nick Faldo.....	T40	71-71-73-72	287
Arjun Atwal.....	T43	67-76-73-72	288
Emlyn Aubrey.....	T43	73-69-75-71	288
Guy Boros.....	T43	74-69-73-72	288
Jay Delsing.....	T43	71-74-71-72	288
Wayne Grady.....	T43	70-74-72-72	288
Scott Gump.....	T43	70-72-77-69	288
Neal Lancaster.....	T43	68-75-73-72	288
Hal Sutton.....	T43	69-70-73-76	288
Jim Thorpe.....	T43	72-73-70-73	288
Bruce Zabriski.....	T43	73-71-70-74	288
Fulton Allem.....	T53	70-75-73-71	289
Olin Browne.....	T53	70-72-74-73	289
Jeff Gallagher.....	T53	71-74-75-69	289
Pete Jordan.....	T53	70-73-73-73	289

Player	Pos.	Score	Official Money
Wayne Levi.....	T53	73-71-72-73	289
Ted Tryba.....	T53	72-73-72-72	289
Mike Brisky.....	T53	72-72-72-73	289
Don Pooley.....	T53	71-70-74-74	289
Costantino Rocca.....	T53	67-76-69-77	289
Dave Barr.....	T62	72-73-75-70	290
Andy Bean.....	T62	76-68-70-76	290
Jim Carter.....	T62	74-70-74-72	290
Russ Cochran.....	T62	74-69-72-75	290
Len Mattiace.....	T62	75-70-71-74	290
Carl Paulson.....	T62	70-72-72-76	290
Tom Purtzer.....	T62	75-70-75-70	290
Bob Gilder.....	T69	74-70-75-72	291
Ken Green.....	T69	72-72-73-74	291
Rocco Mediate.....	T69	72-71-75-73	291
Clarence Rose.....	T69	74-69-76-72	291
Ronnie Black.....	T73	69-74-78-71	292
Kelly Gibson.....	T73	69-73-78-72	292
Lee Janzen.....	T73	73-71-71-71	292
Jerry Kelly.....	T73	70-70-72-79	292
Mike Swartz.....	T73	75-68-74-75	292
Bobby Wadkins.....	T73	70-73-72-77	292
Joe Daley.....	T79	73-70-76-74	293
Grant Waite.....	T79	70-73-80-70	293
Chris Smith.....	81	74-70-77-73	294
Omar Uresti.....	82	71-73-77-68	294
Tim Petrovic.....	83	72-70-81-77	300

The following players did not finish (C=cut, W=withdrew, D=disqualified)

C—146-Scott Dunlap, Jay Haas, Frank Lickliter II, Scott McCarron, Gary Ruskak, Tom Scherrer, Bob Tway, Tray Tyrer, Duffy Waldorf, Wayne Westner, **147**-Curt Byrum, Ben Crenshaw, David Edwards, Keith Fergus, Brett Ogle, Dave Stockton, Jr., **148**-Ian Baker-Finch, Chip Beck, Tom Byrum, David Duval, Dan Forsman, Robin Freeman, Bryan Gorman, Nolan Henke, Steve Jurgensen, Hugh Royer III, Scott Simpson, **149**-Stuart Appleby, Tommy Armour III, Scottie Scheffler, Bart Bryant, Donnie Hammond, Sandy Lyle, Scott Medlin, David Ogrin, **150**-George Burns, John Elliott, Jim Funk, Darrell Kestner, Lucas Parsons, David Peoples, Dillard Pruitt, **151**-John Adams, Jeff Hart, Doug Martin, Jim McGovern, Jarmo Sandelin, Mike Standly, David Toms, **152**-Billy Ray Brown, Brian Kamm, Andrew Magee, Larry Rinker, **153**-Carl Alexander, John Inman, Franklin Langham, Steve Rintoul, Charlie Rymel, Jay Williamson, **154**-Phil Blackmar, Mike Caporale, Ron McDougal, **156**-Mike Heinen, **158**-Bruce Fleisher, **162**-David Guanais, **W—73**-Nick Price, **76**-Joe Acosta, Jr., **Naomichi** Joe Ozaki, **78**-John Mahaffey, **78**-John Mahaffey, **D—Allen** Doyle, Gary Halberg.

Championship Summaries

1997



Ernie Els

Westchester CC
Harrison, NY
Par: 36-35-71

Purse: \$1,500,000
June 19-22
Yards: 6,722

LEADERS: First Round—Ernie Els led after a 7-under-par 64. Brad Faxon trailed by two, while Paul Azinger, Jeff Maggert, Vijay Singh and Jim Furyk were three back. **Second Round**—Els, at 10-under 132, led Furyk by three strokes. Brad Fabel and Maggert were four back. **Third Round**—Els broke the 54-hole tournament record for the course played as a par-71 with his 14-under 199. Maggert trailed by three, and Furyk was back five.

CUT: 82 players at 3-over-par 145 from a field of 156.

PRO-AM: \$7,500. Individual—Ernie Els, 65, \$750. Team—Bob Tway, 51, \$750.

WEATHER: Heavy rains Wednesday night. Mostly sunny, with gradual warming, Thursday through Sunday. Hot, humid and breezy Sunday. Play was suspended from 2:35 – 4:35 p.m. due to lightning and heavy rain in the area.

Player	Pos.	Score	Official Money
ERNIE ELS	1	64-68-67-69	268
Jeff Maggert.....	2	67-69-66-68	270
Robert Damron.....	3	71-66-68-69	274
Jim Furyk.....	T3	67-68-69-70	274
Brad Faxon.....	5	69-70-71-65	275
Stewart Cink.....	T6	73-68-66-70	277
Bob Estes.....	T6	71-67-71-68	277
Clarence Rose.....	T6	69-69-70-69	277
Brad Fabel.....	T9	69-67-74-68	278
Pete Jordan.....	T9	69-68-69-72	278
Brad Faxon.....	T11	66-74-70-69	279
Billy Andrade.....	T12	73-71-64-73	281
David Frost.....	T12	78-67-66-70	281
Frank Nobilo.....	T12	70-69-71-65	281
Mike Reid.....	T12	70-69-68-74	281
Vijay Singh.....	T12	67-73-69-72	281
Stuart Appleby.....	T17	70-73-69-70	282
Nolan Henke.....	T17	72-68-70-72	282
Lee Janzen.....	T17	70-72-71-69	282
Chris Perry.....	T17	71-72-67-72	282
Rafael Alarcon.....	T21	69-69-73-72	283
Tom Byrum.....	T21	71-67-71-74	283
Jeff Hart.....	T21	72-69-72-70	283
Peter Jacobsen.....	T21	72-69-72-70	283
Jeff Sluman.....	T21	70-70-71-72	283
Mike Sullivan.....	T21	73-71-69-70	283
Mark Calcavecchia.....	T27	71-67-75-71	284
Brandel Chamblee.....	T27	73-71-69-71	284

Player	Pos.	Score	Official Money
David Duval.....	T27	75-68-69-72	284
Robin Freeman.....	T27	70-67-74-73	284
Bob Gilder.....	T27	69-74-72-69	284
Skip Kendall.....	T27	73-72-69-70	284
David Berganio, Jr.....	T33	73-69-71-72	285
Mark Brooks.....	T33	75-70-70-70	285
Craig Parry.....	T33	70-73-73-69	285
Lee Rinker.....	T33	69-73-70-73	285
Bob Wolcott.....	T33	72-72-69-71	285
Fulton Allem.....	T38	72-72-71-71	286
Scott Dunlap.....	T38	69-73-74-70	286
Don Pooley.....	T38	75-69-71-71	286
Charlie Rymar.....	T38	70-75-71-70	286
Bob Tway.....	T38	70-67-74-75	286
John Dowdall.....	T43	76-68-73-70	287
Allen Doyle.....	T43	71-69-73-74	287
Steve Elkington.....	T43	74-70-73-74	287
Bradley Hughes.....	T43	70-72-71-74	287
Rocco Mediate.....	T43	73-66-73-75	287
Jim Thorpe.....	T43	71-71-72-73	287
Willie Wood.....	T43	70-71-72-74	287
Tiger Woods.....	T43	72-72-71-72	287
Bruce Fleisher.....	T51	74-67-71-73	288
Neal Lancaster.....	T51	71-72-73-73	288
Brett Quigley.....	T51	71-70-73-74	288
Doug Barron.....	T54	71-73-70-75	289
Ronnie Black.....	T54	71-72-74-72	289
Fred Funk.....	T54	69-70-75-75	289

Player	Pos.	Score	Official Money
Dudley Hart.....	T54	74-71-73-71	289
Tim Herron.....	T54	74-71-70-74	289
Gabriel Hjertstedt.....	T54	73-71-75-70	289
P.H. Horgan III.....	T54	74-71-71-73	289
Jack O'Keefe.....	T54	71-73-72-73	289
Hugh Royer III.....	T54	73-70-73-73	289
Billy Ray Brown.....	T63	72-67-71-80	290
Brent Geiberger.....	T63	70-73-76-71	290
Greg Kraft.....	T63	74-71-75-70	290
Joey Sindelar.....	T63	73-72-71-74	290
Frank Lickliter.....	T67	76-68-72-75	291
Chip Sullivan.....	T67	71-74-71-75	291
Jay Delsing.....	T69	71-74-74-73	292
J.P. Hayes.....	T69	72-72-76-72	292
Jerry Kelly.....	T69	75-70-70-77	292
Ken Green.....	T72	74-71-70-78	293
Kevin Sutherland.....	T72	74-70-73-76	293
Howard Thwait.....	T72	70-73-73-77	293
Mark Wiebe.....	T72	71-73-75-74	293
Sonny Skinner.....	T76	70-75-75-74	294
Tray Tyner.....	T76	71-72-74-77	294
Paul Claxton.....	T78	74-69-76-77	296
Tim Simpson.....	T79	71-71-77-78	297
Gene Sauers.....	T80	74-69-73-82	298
Phil Tataurangi.....	T80	74-71-77-76	298
Ted Tryba.....	T82	69-75-73-82	2,640.00

The following players did not finish (C=cut, W=withdrew, D=disqualified)

C—146—George Burns, Kevin Burton, Keith Fergus, Scott Gump, Steve Hart, Jimmy Johnston, Steve Lowery, John Mahaffey, Steve Pate, Corey Pavin, Tom Pernice, Jr., Tom Purtzer, **147**—Emlyn Aubrey, Ben Crenshaw, Joe Durant, Dan Forsman, Eric Johnson, Craig Kanada, Doug Martin, Len Mattiace, Brad Sutterfield, **148**—Tommy Armour III, Shane Bertsch, Craig Bowden, Curt Byrum, Brian Clair, Ed Dougherty, Joel Edwards, Hideki Kase, Jim McGovern, Spike McCoy, Shaun Michael, Michael, Dicky Pride, Omar Uresti, Bobby Wadkins, **149**—Olin Browne, Jimmy Green, John Maginnes, Tony Mollica, Lee Porter, Larry Rinker, David Sutherland, Scott Verplank, **150**—David Edwards, Rick Hartmann, Mac O'Grady, Larry Silvera, **151**—Ed Fiori, Brian Hull (A), Mike Springer, Tom Sutter, **152**—John Adams, Charles Bolling, Keith Clearwater, Mark Hayes, Anthony Rodriguez, John Sanges, **153**—Bill Britton, Todd Demsey, Taylor Smith, **154**—Woody Austin, Michael Christie, **155**—Danny Edwards, Adam Mednick, John Wilson, Bruce Zabriskie, **157**—David Peoples, **158**—Chip Beck, Bill Van Orman, **161**—Mike Gilmore, **163**—Paul Tesori, **W—76**—Patrick Burke, **D—67**—Paul Azinger, Grant Waite.

1998



J.P. Hayes

Westchester CC
Harrison, NY
Par: 36-35-71

Purse: \$1,800,000
June 11-14
Yards: 6,722

LEADERS: First Round—Kevin Sutherland opened with a 7-under-par 64 and led by two strokes over J.P. Hayes, Bob Tway, Steve Lowery and Paul Goydos. **Second Round**—Jim Furyk and Hayes, at 9-under-par 133, led Sutherland by one stroke.

Cut: 81 players at 4-over-par 146 from a field of 156.

PRO-AM: \$10,000. Individual—Jim Furyk, 67, \$1,000. Team—Craig Stadler, Hal Sutton, Robert Damron, 56, \$833.34 each.

WEATHER: Beautiful Thursday. On Friday, play was suspended by heavy rain at 12:07 p.m. and called for the day at 3:47 p.m. The second round resumed at 8:05 a.m. Saturday. Play was suspended due to fog from 8:40-9:25 a.m. and due to a thunderstorm at 11:35 a.m. Play resumed at 5:30 p.m. and was suspended due to darkness at 8:05 p.m. The second round resumed at 8:00 a.m. Sunday. The tournament was reduced to 54 holes and the third round began at 10:20 a.m. off two tees. The lift-clean-and-place rule was in effect for the second and third rounds.

Player	Pos.	Score	Official Money
J.P. HAYES#	1	66-67-68	201
Jim Furyk.....	2	70-63-68	201
Tom Lehman.....	3	67-72-65	204
Bruce Fleisher.....	4	68-68-69	205
Tom Byrum.....	T5	69-71-66	206
Jeff Maggert.....	T5	68-71-67	206
Kevin Sutherland.....	T7	64-70-73	207
Bob Tway.....	T7	66-70-71	207
Steve Lowery.....	T9	66-72-70	208
Jesper Parnevik.....	T10	69-67-73	209
Chris Perry.....	T10	72-69-68	209
Brad Faxon.....	T12	72-69-69	210
Greg Kraft.....	T12	69-73-68	210
Joe Ozaki.....	T12	70-70-70	210
Hugh Royer III.....	T12	68-72-70	210
Craig Stadler.....	T12	72-70-68	210
Lee Rinker.....	T17	73-69-69	211
Joey Sindelar.....	T17	74-71-66	211
Mike Standly.....	T17	69-75-67	211
Omar Uresti.....	T17	72-71-68	211
Mark Calcavecchia.....	T17	67-71-73	211
Davis Love III.....	T17	73-68-70	211
Mark Wurtz.....	T17	68-73-70	211
Paul Azinger.....	T24	72-73-67	212
Brian Clair.....	T24	71-75-66	212
Darren Clarke.....	T24	73-71-68	212
Keith Fergus.....	T24	68-73-71	212
Steve Jones.....	T24	70-73-69	212

Player	Pos.	Score	Official Money
Brian Kamm.....	T24	71-70-71	212
Jose Maria Olazabal.....	T24	73-72-67	212
Vijay Singh.....	T24	71-70-71	212
Ben Bates.....	T32	72-70-71	213
Mark Brooks.....	T32	72-68-73	213
Steve Elkington.....	T32	72-73-68	213
Bob Friend.....	T32	72-70-71	213
Jim Gallagher, Jr.....	T32	71-72-70	213
Lee Porter.....	T32	68-72-73	213
David Sutherland.....	T32	68-75-70	213
Ted Tryba.....	T32	74-72-67	213
Willie Wood.....	T32	71-73-69	213
Billy Andrade.....	T41	74-66-74	214
Robert Damron.....	T41	69-71-74	214
Scott Gump.....	T41	73-71-70	214
Guy Hill.....	T41	73-69-72	214
Frank Nobilo.....	T41	74-69-71	214
Craig Parry.....	T41	74-72-68	214
Stewart Cink.....	T47	74-69-72	215
Nick Faldo.....	T47	74-70-71	215
Paul Goydos.....	T47	66-74-75	215
Darrell Kestner.....	T47	74-71-70	215
John Rieggier.....	T47	72-73-70	215
Lee Westwood.....	T47	68-74-73	215
Steve Jurgensen.....	T47	70-76-69	215
Olin Browne.....	T54	73-73-70	216
Wayne Grady.....	T54	71-72-73	216
Kent Jones.....	T54	74-72-70	216

Player	Pos.	Score	Official Money
Jonathan Kaye.....	T54	75-70-71	216
Tim Loustalot.....	T54	73-70-73	216
Blaine McCallister.....	T54	70-73-73	216
Scott Simpson.....	T54	73-70-73	216
Mike Sullivan.....	T54	72-71-73	216
Phil Tataurangi.....	T54	72-72-72	216
Mark Carnevale.....	T63	72-73-72	217
Ben Crenshaw.....	T63	72-69-76	217
Joe Durant.....	T63	74-71-72	217
Gary Hallberg.....	T63	75-69-73	217
Nolan Henke.....	T63	75-71-71	217
Bob Gilder.....	T63	71-75-72	218
Donnie Hammond.....	T68	72-73-73	218
Brett Quigley.....	T68	72-73-73	218
Chris Smith.....	T68	77-69-72	218
Jim Estes.....	T72	69-75-75	219
Bobby Gage.....	T72	73-73-73	219
Jeff Gallagher.....	T72	73-73-73	219
Franklin Langham.....	T72	71-75-73	219
Glen Hnatiuk.....	T76	73-72-75	220
Len Mattiace.....	T76	71-74-75	220
Frank Lickliter.....	T78	75-70-76	221
Tim Conley.....	T79	73-73-76	222
Gabriel Hjertstedt.....	T80	70-76-77	223
Mike Brisky.....	T81	73-73-81	227

#Won playoff with birdie-4 on first extra hole

The following players did not finish (C=cut, W=withdrew, D=disqualified)

C—147—Jimmy Johnston, J.L. Lewis, Rocco Mediate, John Morse, Clarence Rose, Bobby Wadkins, D.A. Weirberg, **148**—Dave Barr, Guy Boros, Jay Delsing, P.H. Horgan III, Bernhard Langer, Vance Veazey, Kevin Wentworth, Ian Woosnam, **149**—Frank Bense, Joe Daley, Danny Edwards, Tom Kite, Mark Schafer, **150**—Harrison Frazier, Kelly Gibson, Tom Pernice, Jr., Mike Reid, Larry Rinker, Mike Springer, Hal Sutton, Howard Twitty, Duffy Waldorf, **151**—Dicky Drey, Mike Small, Bruce Zabriskie, **152**—Chris DiMarco, Bradley Hughes, Esteban Toledo, **153**—Carl Alexander, Andy Bean, Mike Hulbert, Mark Mielke, **154**—Chip Beck, **155**—Ronnie Black, **156**—Michael Christie, **157**—David Young, **158**—Spike McCoy, **W—72**—Richie Coughlan, Gene Sauers, **73**—Don Pooley, **74**—Fulton Allem, Doug Barron, David Berganio, Jr., B.W. Eaks, Fred Funk, Ian Gooch, Jeff Sluman, **75**—Barty Cheesman, Sandy Lyle, Sonny Skinner, Iain Steel, Jim Thorpe, Mike Weir, **76**—Lennie Clements, Jim McGovern, **77**—Tommy Armour III, Nicolas Fasth, Pete Jordan, Dave Stockton, Jr., **78**—Jerry Kelly, Denis Watson, **80**—John Adams, Craig Barlow, **83**—George Burns, —Ernie Els, Keith Nolan, Dave Rummels, **D—84**—Ken Green.

Championship Summaries

1999



Duffy Waldorf

Westchester CC
Harrison, NY
Par: 36-35-71

Purse: \$2,500,000
June 24-27
Yards: 6,722

PRO-AM: \$10,000. Team—Olin Browne, 54, \$2,000.

WEATHER: Clear and pleasant Thursday and Friday, with 15 mph winds. Warm and humid, with light winds Saturday and Sunday. Saturday's temperature reached 91 degrees.

LEADERS: First Round—Stephen Ames opened with a 6-under-par 65. Frank Nobile trailed by one stroke and Jim Carter by two. **Second Round**—Chris Perry and Jeff Maggert, at 6-under-par 136, held a one-stroke lead over Ames and Duffy Waldorf. **Third Round**—Carter and Waldorf, at 8-under-par 205, were two strokes ahead of Steve Flesch, Justin Leonard, David Sutherland, Lee Janzen and Chris Perry.

Cut: 82 players at 3-over-par 145 from a field of 156.

Player	Pos.	Score	Official Money
DUFFY WALDRORF#1	70-67-68-71	276	\$450,000.00
Dennis Paulson.....2	71-70-68-67	276	270,000.00
Chris Perry.....3	70-66-71-70	277	170,000.00
Scott Hoch.....4	73-70-66-69	278	120,000.00
Doug Barron.....15	74-68-69-68	279	84,750.00
Jim Carter.....15	67-72-66-74	279	84,750.00
Gabriel Hjertstedt.....15	69-70-69-71	279	84,750.00
Loren Roberts.....15	71-71-68-69	279	84,750.00
Vijay Singh.....15	75-69-67-68	279	84,750.00
Tom Byrum.....110	68-70-70-72	280	51,875.00
Fred Couples.....110	69-69-72-70	280	51,875.00
David Duval.....110	70-75-68-67	280	51,875.00
Bob Estes.....110	70-71-69-70	280	51,875.00
Steve Flesch.....110	72-69-66-73	280	51,875.00
Lee Janzen.....110	71-67-69-73	280	51,875.00
David Sutherland.....110	73-66-68-73	280	51,875.00
Bob Tway.....110	73-68-75-64	280	51,875.00
Fred Funk.....118	72-67-70-72	281	33,750.00
Jeff Maggert.....118	70-66-71-68	281	33,750.00
Corey Pavin.....118	72-73-65-71	281	33,750.00
Kevin Sutherland.....118	71-70-74-66	281	33,750.00
Greg Chalmers.....122	68-75-69-70	282	23,208.34
Jim Furyk.....122	70-74-70-68	282	23,208.34
Ernie Els.....122	69-70-70-73	282	23,208.33
Brent Geiberger.....122	70-72-67-73	282	23,208.33
Justin Leonard.....122	71-70-66-75	282	23,208.33
Omar Uresti.....122	71-68-69-74	282	23,208.33
Rich Beem.....128	73-71-68-71	283	16,267.86

Player	Pos.	Score	Official Money
Scott Dunlap.....128	69-72-71-71	283	\$16,267.86
Steve Elkington.....128	76-69-70-68	283	16,267.86
Scott Gump.....128	72-73-68-70	283	16,267.86
J.P. Hayes.....128	73-70-68-72	283	16,267.86
Len Mattiace.....128	69-71-68-75	283	16,267.86
Craig Parry.....128	73-71-66-73	283	16,267.86
Billy Andrade.....135	70-71-70-73	284	12,062.50
Paul Azinger.....135	70-71-74-69	284	12,062.50
Jay Haas.....135	68-73-73-70	284	12,062.50
Tom Lehman.....135	75-66-72-71	284	12,062.50
Mike Reid.....135	71-72-68-73	284	12,062.50
Tom Scherrer.....135	74-71-68-71	284	12,062.50
Mike Brisky.....141	74-69-73-69	285	9,250.00
John Cook.....141	73-71-69-72	285	9,250.00
Neal Lancaster.....141	70-70-71-74	285	9,250.00
Dicky Pride.....141	73-69-74-69	285	9,250.00
Esteban Toledo.....141	71-69-74-71	285	9,250.00
Brad Bryant.....146	71-73-76-66	286	6,587.50
Doug Dunaway.....146	72-73-69-72	286	6,587.50
Harrison Frazer.....146	73-70-68-75	286	6,587.50
Bradley Hughes.....146	76-68-69-73	286	6,587.50
J.L. Lewis.....146	75-65-73-73	286	6,587.50
Rocco Mediate.....146	75-69-73-69	286	6,587.50
Steve Pate.....146	68-71-72-75	286	6,587.50
Chris Smith.....146	73-70-73-73	286	6,587.50
Notah Begay III.....154	70-73-70-70	287	5,625.00
John Elliott.....154	73-68-72-74	287	5,625.00
Rick Fehr.....154	76-69-70-72	287	5,625.00

Player	Pos.	Score	Official Money
Dudley Hart.....154	71-70-75-71	287	\$5,625.00
Doug Martin.....154	71-70-71-75	287	5,625.00
Blaine McCallister.....154	72-70-68-77	287	5,625.00
Brett Quigley.....154	74-70-72-71	287	5,625.00
Ted Tryba.....154	74-69-69-75	287	5,625.00
David Berganio, Jr.....162	72-73-69-74	288	5,325.00
Jim Gallagher, Jr.....162	75-69-72-72	288	5,325.00
Peter Jacobsen.....162	73-72-72-71	288	5,325.00
Frank Nobile.....162	66-72-74-76	288	5,325.00
Stephen Ames.....166	65-72-75-77	289	5,100.00
Eric Booker.....166	73-72-68-76	289	5,100.00
Brad Fabel.....166	73-71-71-74	289	5,100.00
Steve Lowery.....166	72-73-73-71	289	5,100.00
Grant Waite.....166	71-74-73-71	289	5,100.00
Joey Sindelar.....171	71-72-72-75	290	4,950.00
Mark Brooks.....172	74-70-73-74	291	4,850.00
Mark Calcavecchia.....172	74-70-71-76	291	4,850.00
Sean Murphy.....172	69-74-75-73	291	4,850.00
Willie Wood.....175	73-71-72-76	292	4,750.00
Chris Couch.....176	72-73-74-74	293	4,650.00
Charles Raulerson.....176	71-73-71-78	293	4,650.00
Bo Van Pelt.....176	75-69-71-78	293	4,650.00
Tom Pernice, Jr.....179	73-72-73-76	294	4,550.00
Robert Damron.....180	73-69-71-82	295	4,450.00
Jimmy Green.....180	71-73-72-79	295	4,450.00
Lee Rinker.....180	73-72-74-76	295	4,450.00

#Won playoff with birdie-4 on first extra hole

The following players did not finish (C=cut, W=withdrew)

C—146-Ty Armstrong, Craig Barlow, Chip Beck, Cameron Beckman, Stewart Cink, Joe Durant, John Maginnes, Mike Springer, Curtis Strange, Phil Tatarangi, **147**-Emlyn Aubrey, Woody Austin, Ben Bates, Michael Christie, Bob Friend, David Frost, Brian Gay, P.H. Horgan III, Joel Kribel, Jim McGovern, Joe Ogilvie, Mike Spota, Mark Wiebe, **148**-Briny Baird, Bob Burns, J.J. Henry, Tom Sutter, Kevin Wentworth, **149**-Fulton Allem, Chris DiMarco, Trevor Dodds, Brian Henninger, Tom Kite, Greg Kraft, Lee Porter, Chris Riley, Larry Rinker, **150**-Nolan Henke, Mike Hulbert, Pete Jordan, Skip Kendall, Wayne Levi, Dave Stockton, Jr., **151**-Michael Allen, Alan Bratton, Clark Dennis, Mike Downey, Wayne Grady, Katsumasa Miyamoto, Geoffrey Sisk, **152**-Andy Bean, Olin Browne, Jeff Gallagher, Tim Loustalot, **153**-Tommy Armour III, Barry Cheesman, Kent Jones, Jerry Kelly, Rory Sabbatini, Craig Stadler, Jay Williamson, **154**-Carl Alexander, Jeff Brehaut, Ben Crenshaw, **159**-Scott Simpson, **161**-James Lusk, **163**-Robert Deruntz, **W—80**-Russ Cochran, -Bob Gilder, **D—76**-Jonathan Kaye, **79**-Ted Purdy.

2000



Dennis Paulson

Westchester CC
Harrison, NY
Par: 36-35-71

Purse: \$3,000,000
June 8-11, 2000
Yards: 6,722

CUT: 72 players at 2-over-par 144 from a field of 156.

PRO-AM: \$10,000. Front nine—Joey Sindelar, 27, \$1,200. Back nine—Jose Maria Olazabal, 27, \$1,200.

WEATHER: Sunny, hot and humid all week, with temperatures reaching the mid-90s. Increasing winds, from 5-20 mph, each afternoon. Thunderstorms developed Sunday afternoon and play was suspended from 5:30-6:17 p.m. when lightning moved into the area.

LEADERS: First Round—Dennis Paulson shot 6-under-par 65 to lead by one stroke over Miguel Angel Jimenez, Davis Love III and Duffy Waldorf. **Second Round**—Paulson added a 3-under-par 68 for a 9-under-par 133 total. He led by two strokes over Skip Kendall and by three over Joey Sindelar. **Third Round**—Waldorf, at 7-under-par 206, led by one stroke over Kendall, Sindelar, John Cook, David Duval, Ernie Els, Chris Perry and Phil Mickelson.

Player	Pos.	Score	Official Money
DENNIS PAULSON#1	65-68-75-68	276	\$540,000.00
David Duval.....2	70-67-70-69	276	324,000.00
Sergio Garcia.....3	74-70-65-68	277	204,000.00
Greg Norman.....4	71-72-68-67	278	144,000.00
John Cook.....15	68-71-68-72	279	101,700.00
Ernie Els.....15	70-69-68-72	279	101,700.00
Jesper Parnevik.....15	71-70-70-68	279	101,700.00
Chris Perry.....15	69-70-68-72	279	101,700.00
Joey Sindelar.....15	68-68-71-72	279	101,700.00
Steve Lowery.....10	70-69-69-72	280	81,000.00
Jim Carter.....111	69-72-67-73	281	72,000.00
Steve Pate.....111	71-72-69-69	281	72,000.00
Jimmy Green.....113	68-73-73-68	282	58,000.00
Phil Mickelson.....113	69-70-68-75	282	58,000.00
Duffy Waldorf.....113	66-72-68-76	282	58,000.00
Fred Couples.....116	69-71-75-68	283	48,000.00
Paul Goydos.....116	71-68-72-72	283	48,000.00
Brett Quigley.....116	70-70-72-71	283	48,000.00
J.P. Hayes.....119	69-72-72-71	284	36,360.00
Miguel A. Jimenez.....119	66-74-70-74	284	36,360.00
John Maginnes.....119	67-71-72-74	284	36,360.00
Kevin Sutherland.....119	72-71-73-68	284	36,360.00
Mike Weir.....119	68-70-73-73	284	36,360.00
Danny Briggs.....124	70-71-70-74	285	24,900.00

Player	Pos.	Score	Official Money
Russ Cochran.....124	71-67-73-74	285	\$24,900.00
Bob Friend.....124	72-71-71-71	285	24,900.00
Vijay Singh.....124	70-71-74-70	285	24,900.00
Omar Uresti.....124	69-73-71-72	285	24,900.00
David Berganio, Jr.....129	73-71-74-68	286	19,950.00
P.H. Horgan III.....129	68-72-72-74	286	19,950.00
Shigeki Maruyama.....129	70-73-67-76	286	19,950.00
Larry Mize.....129	69-70-72-75	286	19,950.00
Rich Beem.....133	75-69-71-72	287	14,866.67
Edward Fryatt.....133	72-72-69-74	287	14,866.67
Mathew Goggin.....133	70-73-72-72	287	14,866.67
Brandt Jobe.....133	71-71-74-71	287	14,866.67
Davis Love III.....133	66-74-74-73	287	14,866.67
Grant Waite.....133	70-73-71-73	287	14,866.67
Scott Dunlap.....133	71-67-73-76	287	14,866.67
Gabriel Hjertstedt.....133	67-72-73-75	287	14,866.67
Skip Kendall.....133	67-68-72-80	287	14,866.67
Woody Austin.....164	69-74-72-73	288	9,420.00
Craig Barlow.....142	68-76-72-72	288	9,420.00
Phil Blackmar.....142	72-69-74-73	288	9,420.00
Bobby Cochran.....142	74-69-69-76	288	9,420.00
Joe Durant.....142	72-72-72-72	288	9,420.00
Steve Flesch.....142	70-71-73-74	288	9,420.00
Scott Gump.....142	75-64-75-74	288	9,420.00

Player	Pos.	Score	Official Money
Pete Jordan.....142	73-68-75-72	288	\$9,420.00
Tom Scherrer.....142	74-70-72-72	288	9,420.00
Robin Freeman.....151	68-70-78-73	289	7,220.00
Jim Furyk.....151	70-70-76-73	289	7,220.00
Shaun Micheel.....151	68-73-73-75	289	7,220.00
Ben Bates.....154	71-73-72-74	290	6,900.00
Mike Reid.....154	71-72-70-77	290	6,900.00
Jerry Smith.....154	69-72-72-77	290	6,900.00
Fulton Allem.....157	73-68-72-78	291	6,600.00
Cameron Beckman.....157	70-74-74-73	291	6,600.00
Aaron Bengeochea.....157	72-71-74-74	291	6,600.00
Rick Fehr.....157	75-69-75-72	291	6,600.00
Fred Funk.....157	73-70-73-75	291	6,600.00
Craig Stadler.....157	71-69-74-77	291	6,600.00
Mark Wiebe.....157	69-73-74-75	291	6,600.00
Bob Burns.....164	72-72-75-73	292	6,270.00
Tom Byrum.....164	73-70-73-76	292	6,270.00
K.J. Choi.....164	73-69-75-75	292	6,270.00
Dave Stockton, Jr.....164	74-68-74-76	292	6,270.00
Bart Bryant.....168	70-73-77-73	293	6,060.00
Brad Faxon.....168	71-73-77-72	293	6,060.00
Greg Kraft.....168	68-76-75-74	293	6,060.00
Chris Riley.....171	70-71-76-78	295	5,940.00

#Won playoff with par-4 on fourth extra hole

The following players did not finish (C=cut, W=withdrew, D=disqualified)

C—145-Stephen Ames, Michael Bradley, Greg Chalmers, Michael Clark II, Steve Gotsche, Bradley Hughes, Tom Lehman, Len Mattiace, Jose Maria Olazabal, Craig Parry, David Peoples, Craig Perks, Tom Pernice, Jr., Jean Van De Velde, **146**-Doug Barron, Eric Booker, Brian Henninger, Glen Hnatik, Joe Ogilvie, Naomichi Joe Ozaki, Paul Stankowski, **147**-Billy Andrade, Chip Beck, Olin Browne, Jason Buha, Jason Caron, Richie Coughlan, Paul Curry, Trevor Dodds, Doug Dunaway, David Frost, Steve Hart, Blaine McCallister, Sean Murphy, Tom Purtzer, Curtis Strange, Ted Tryba, Bob Tway, **148**-Ronnie Black, Brad Fabel, Brian Gay, **149**-Ben Crenshaw, Matt Gogel, Kazuhiko Hosokawa, Ryan Hovison, Mike Hulbert, Gary Nicklaus, Dicky Pride, David Sutherland, Esteban Toledo, **150**-Mike Brisky, Jay Haas, Bob Heintz, Scott McCarron, Charles Raulerson, John Restino, Craig A. Spence, **151**-Emlyn Aubrey, Jay Delsing, Wayne Grady, Frank Lickliter II, Brett Wetterich, **152**-Nolan Henke, Darrell Kestner, Jeff Maggert, Keith Nolan, Jay Williamson, **153**-Carl Alexander, Jeff Gove, Jay McWilliams, David Morland IV, John Rollins, **155**-Mike Gilmore, Paul Marantz, **156**-Ed Fiori, **157**-Andy Zullo, **158**-Barry Cheesman, **160**-Kelly Gibson, **W—143**-Steve Elkington, **75**-Rocco Mediate

Championship Summaries

2001



Sergio Garcia

Westchester CC
Harrison, NY
Par: 36-35-71

Purse: \$3,500,000
June 22-25, 2001
Yards: 6,722

LEADERS: First Round—Stewart Cink carded a 65 for a two-stroke lead over Scott Hoch and Vijay Singh. **Second Round**—Sergio Garcia and Hoch moved to the top of the leaderboard at 7-under-par 135. Mark Wiebe was one stroke back, with four others two behind. **Third Round**—Garcia moved to 12-under-par 201, which gave him a two-stroke advantage over Scott Hoch. J.P. Hayes was three strokes back.

CUT: 80 players at 2-over-par 144 from a field of 156.

PRO-AM: \$10,000. Tiger Woods, 55, \$2,000.

WEATHER: First-round play, suspended at 11:48 a.m. Thursday due to dangerous weather conditions, resumed at 1:39 p.m. After heavy rains made the course unplayable, play was suspended for the day at 2:25 p.m. with 62 players on the course and 57 others waiting to tee off. The first round resumed at 7:00 a.m. Friday morning, and the second round was played until darkness caused a suspension at 8:20 p.m. with 75 players still on the course. The second round was completed Saturday morning. Due to inclement weather, the start of the third round was postponed until Sunday. The third round was completed Sunday, while the final round was concluded Monday.

Player	Pos.	Score	Official Money
SERGIO GARCIA	1	68-67-66-67	268
Scott Hoch.....	2	67-68-68-68	271
Billy Andrade.....	3	70-69-68-66	273
Stewart Cink.....	3	65-72-69-67	273
J.P. Hayes.....	5	68-69-67-69	273
Brad Faxon.....	6	69-72-66-67	274
Vijay Singh.....	6	67-70-70-67	274
Robert Allenby.....	8	69-68-74-64	275
Russ Cochran.....	8	71-68-67-69	275
Jay Williamson.....	10	70-72-65-69	276
Olin Browne.....	11	71-71-69-67	278
Kevin Sutherland.....	11	70-70-69-69	278
Steve Elkington.....	13	70-68-72-69	279
Craig Parry.....	13	71-69-67-72	279
Gabriel Hjertstedt.....	13	68-70-68-73	279
Paul Azinger.....	16	71-70-68-71	280
Chris Smith.....	16	72-70-69-69	280
Tiger Woods.....	16	75-66-68-71	280
Steve Allan.....	19	69-71-72-69	281
Jim Furyk.....	19	71-72-67-71	281
Per-Ulrik Johansson.....	19	69-69-72-71	281
Skip Kendall.....	19	72-70-69-70	281
J.L. Lewis.....	19	72-71-69-69	281
Chris Perry.....	19	70-73-69-69	281
Mark Wiebe.....	19	68-68-73-72	281
Stuart Appleby.....	26	73-68-70-71	282
David Duval.....	26	71-73-68-70	282


Player	Pos.	Score	Official Money
Harrison Frazar.....	T26	71-67-72-72	282
Paul Gow.....	T26	71-68-72-71	282
Jay Haas.....	T26	68-73-72-69	282
Frank Nobilo.....	T26	73-69-69-71	282
Cameron Beckman.....	T32	72-69-72-70	283
John Cook.....	T32	69-73-69-72	283
Fred Couples.....	T32	72-68-70-73	283
David Frost.....	T32	70-71-72-70	283
Ian Leggatt.....	T32	70-69-71-73	283
Tommy Armour III.....	T37	74-69-71-70	284
Tom Byrum.....	T37	69-69-75-71	284
Danny Ellis.....	T37	72-72-68-72	284
Nick Faldo.....	T37	73-68-70-73	284
Brian Gay.....	T37	71-71-71-71	284
Brent Geiberger.....	T37	70-69-73-72	284
Matt Gogel.....	T37	70-71-71-72	284
Glen Hnatjuk.....	T37	71-68-71-74	284
Kevin Johnson.....	T37	69-70-74-71	284
Jonathan Kaye.....	T37	70-74-71-69	284
Rich Beem.....	T47	74-67-71-73	285
Edward Fryatt.....	T47	70-71-74-70	285
Loren Roberts.....	T47	72-72-71-70	285
Jim McGovern.....	T50	70-72-74-70	286
Tom Pernice, Jr.....	T50	71-69-71-75	286
Brandel Chamblee.....	T52	73-69-74-71	287
Dennis Paulson.....	T52	71-73-74-69	287
Corey Pavin.....	T52	69-72-71-75	287

Player	Pos.	Score	Official Money
Dicky Pride.....	T52	71-72-71-73	287
Jim Carter.....	T56	73-67-72-76	288
Steve Flesch.....	T56	71-73-70-74	288
Jason Gore.....	T56	73-69-68-78	288
Jeff Hart.....	T56	69-71-73-75	288
Jerry Kelly.....	T56	72-72-73-71	288
Justin Leonard.....	T56	69-75-72-72	288
Jerry Smith.....	T56	77-66-74-71	288
Bob Estes.....	T63	72-69-73-75	289
Brian Watts.....	T63	69-73-70-77	289
David Berganio, Jr.....	T65	69-73-71-77	290
Brad Elder.....	T65	73-67-78-72	290
Kent Jones.....	T65	76-67-74-73	290
David Morland IV.....	T65	71-73-70-76	290
Michael Campbell.....	T69	72-72-75-72	291
Tripp Isenhour.....	T69	72-66-79-74	291
Gary Nicklaus.....	T69	73-71-74-73	291
Brett Quigley.....	T69	70-73-72-76	291
Chris Riley.....	T69	73-71-74-73	291
Rocky Walcher.....	T69	74-70-74-73	291
Larry Mize.....	75	72-72-72-76	292
Mike Reid.....	76	76-68-74-75	293
Jeff Julian.....	T77	73-71-75-76	295
Brent Schwarzrock.....	T77	71-73-78-73	295
Keith Clearwater.....	79	73-70-78-75	296

The following players did not finish (C=cut, W=withdrew, D=disqualified)

C—145-Ben Bates, Craig Bowden, Jeff Brehaut, Scott Dunlap, Ben Ferguson, Fred Funk, Ken Green, Lee Janzen, Pete Jordan, Steve Lowery, Joe Ogilvie, Craig Perks, Rory Sabbatini, Tommy Tolles, Duffy Waldorf, Garrett Willis. **146**-Jeremy Anderson, Jay Don Blake, Len Mattiace, Blaine McCallister, Andrew McLardy, Phil Tataurangi. **147**-Bob Burns, Jose Coceres, Mateusz Goggin, J.J. Henry, Mark Hensby, John Huston, Craig Kanada, Spike McKay, Michael Muehr, Geoff Ogilvy, Ted Tryba, Bob Tway, Jean Van De Velde, Grant Waite. **148**-Emanuele Canonica, Barry Cheesman, Richie Coughlan, Robert Gentry, Rick Hartmann, Bradley Hughes, Willie Hughes, Willie Austin, Joel Edwards, Rick Fehr, Pierre Fulke, Jimmy Green, Dave Stockton, Jr., Chris Tidland, Brian Wilson, Kaname Yokoo. **150**-Doug Barron, Doug Dunakay, Joe Durant, Craig A. Spence. **151**-Dan Forsman, Kelly Grunewald, Miguel A. Jimenez, Greg Kraft, Shaun Michael, Sean Murphy. **152**-Mike Meehan. **153**-Charles Bolling, Bart Bryant, Neal Lancaster. **154**-Robin Freeman. **156**-Rob Labritz. **157**-Colin Amara. Ben Crenshaw, Mike Laudien. **158**-Hunter Haas. **W—74**-Joey Sindelar. **75**-Shigeki Maruyama, Rocco Mediate, -Fulton Allem, **D—212**-Tom Lehman.

2002



Chris Smith

Westchester CC
Harrison, NY
Par: 36-35-71

Purse: \$3,500,000
June 6-9, 2002
Yards: 6,722

LEADERS: First Round—Loren Roberts used a 7-under-par 64 to lead Jerry Kelly, Michael Muehr and Bob Heintz by a stroke. **Second Round**—Roberts added a 68 to go to 10-under 132. David Gosset was one back. **Third Round**—Chris Smith moved to 11-under par to lead Roberts and Gosset by a stroke.

CUT: 83 players at 1-over-par 143 from a field of 157 professionals.

PRO-AM: \$10,000. Jose Coceres, 55, \$2,000.

WEATHER: Cloudy and humid with intermittent rain on Thursday. Temperatures in the high 60s/low 70s. Friday began with a five hour rain delay. Partly cloudy in the afternoon with temperatures 54-65 and gusts up to 25 mph. Second round suspended due to darkness at 8:18 pm with 78 players still on the course. Play resumed Saturday morning at 7:35 am and finished at 11:35 am. Third round began at 12:15 pm in threesomes. Sunny and cool most of the day. Partly cloudy Sunday. Temperatures 60-78.

Player	Pos.	Score	Official Money
CHRIS SMITH	1	66-69-67-70	272
David Gossett.....	2	66-67-70-71	274
Pat Perez.....	2	67-70-67-70	274
Loren Roberts.....	2	64-68-71-71	274
Stewart Cink.....	5	67-69-71-68	275
Ian Leggatt.....	5	69-68-67-71	275
Jerry Kelly.....	7	65-70-70-71	276
Tom Lehman.....	7	68-72-68-68	276
Stephen Ames.....	9	70-71-66-71	278
Jim Furyk.....	9	68-69-74-67	278
Peter Lonard.....	9	71-68-69-70	278
Brad Faxon.....	12	69-71-70-69	279
Sergio Garcia.....	12	68-70-70-71	279
Len Mattiace.....	12	69-70-72-68	279
Bryce Molder.....	12	71-66-71-71	279
David Toms.....	12	70-68-68-73	279
Mike Weir.....	12	70-71-70-68	279
Woody Austin.....	18	69-69-74-68	280
Jose Coceres.....	18	68-68-71-73	280
Brent Geiberger.....	18	68-75-69-68	280
Craig Parry.....	18	67-75-69-69	280
Kevin Sutherland.....	18	73-69-67-71	280
Hal Sutton.....	18	71-68-67-74	280
Phil Tataurangi.....	18	69-70-70-71	280
Fred Funk.....	25	69-73-71-68	281
Brian Gay.....	25	68-70-72-71	281
Retief Goosen.....	25	67-72-70-72	281
Paul Gow.....	25	73-68-68-72	281

Player	Pos.	Score	Official Money
Skip Kendall.....	T25	70-72-70-69	281
Phil Mickelson.....	T25	69-70-71-71	281
Michael Muehr.....	T25	65-76-68-72	281
Mike Sposa.....	T25	69-70-72-70	281
Angel Cabrera.....	T33	69-73-71-69	282
K.J. Choi.....	T33	72-67-73-70	282
Dudley Hart.....	T33	73-65-74-70	282
Frank Nobilo.....	T33	69-70-74-69	282
Briny Baird.....	T33	70-70-68-74	282
Cameron Beckman.....	T33	73-65-73-71	282
Fred Couples.....	T39	68-72-70-73	283
Steve Elkington.....	T39	67-71-71-74	283
Ernie Els.....	T39	68-69-72-74	283
Shaun Micheel.....	T39	69-68-73-73	283
Joey Sindelar.....	T39	72-71-68-72	283
Duffy Waldorf.....	T39	72-71-70-70	283
Jay Williamson.....	T39	69-72-72-70	283
J.J. Henry.....	T46	71-68-70-75	284
Glen Hnatjuk.....	T46	73-70-70-71	284
Lee Janzen.....	T46	73-69-70-72	284
Bo Van Pelt.....	T46	70-71-71-72	284
Jim Carter.....	T50	67-72-73-73	285
Brandel Chamblee.....	T50	70-71-73-71	285
John Rollins.....	T50	67-75-72-71	285
Bob Tway.....	T50	71-71-71-72	285
Richard Zokol.....	T50	73-70-70-72	285
Fulton Allem.....	T55	71-69-70-76	286
Luke Donald.....	T55	73-68-70-75	286

Player	Pos.	Score	Official Money
Brad Elder.....	T55	68-74-71-73	286
Steve Flesch.....	T55	73-70-71-72	286
David Love III.....	T55	71-69-72-74	286
Jeff Gove.....	T60	71-72-71-73	287
Scott Hoch.....	T60	70-69-74-74	287
Corey Pavin.....	T60	70-73-73-72	287
Kenneth Staton.....	T60	74-67-73-73	287
Paul Azinger.....	T64	69-74-73-72	288
Jonathan Byrd.....	T64	75-67-70-76	288
David Frost.....	T64	69-72-71-76	288
Neal Lancaster.....	T64	69-70-73-76	288
Franklin Langham.....	T64	71-71-74-72	288
Jeff Maggert.....	T64	72-71-67-78	288
Brett Quigley.....	T64	75-68-74-71	288
Toshi Izawa.....	T71	72-70-74-73	289
Brett Wetterich.....	T71	72-68-73-76	289
Robert Allenby.....	T73	67-75-75-73	290
Pat Bates.....	T73	69-72-74-75	290
Mark Brooks.....	T73	69-74-75-72	290
Greg Chalmers.....	T73	74-68-72-76	290
Miguel A. Jimenez.....	T73	73-70-70-77	290
Billy Mayfair.....	T73	70-71-72-77	290
Jay Haas.....	T79	70-73-78-71	292
Jonathan Kaye.....	T79	71-70-77-74	292
Gary Nicklaus.....	T79	71-70-77-74	292
Adam Scott.....	T79	72-71-77-72	292
Danny Ellis.....	83	73-69-77-77	296

The following players did not finish (C=cut, W=withdrew, D=disqualified)

C—144-Stuart Appleby, Brian Bateman, David Berganio, Jr., Jay Don Blake, Bart Bryant, Russ Cochran, Bob Heintz, Bernhard Langer, Bob May, Deane Pappas, Dennis Paulson, Craig Perks, Craig Stadler, Paul Stankowski, Grant Waite. **145**-Brad Adamonis, Notah Begay III, Olin Browne, Michael Campbell, David Duval, Carlos Franco, Edward Fryatt, Matt Gogel, Pete Jordan, Mark Mickel, Larry Mize, Tim Petrovic, Tom Scherrer, Vijay Singh, Jeff Sluman, Jerry Smith, Brian Watts. **146**-Michael Allen, Tommy Armour III, Craig Barlow, Bob Burns, Michael Clark II, Paul Claxton, Ben Crane, Jess Daley, John Sanden. **147**-Jose Maria Olazabal, Matt Peterson, Lee Porter, Scott Simpson. **148**-Steve Allan, Jeff Brehaut, Harrison Frazar, Stephen Gangluff, Geoff Ogilvy, Jesper Parnevik, Esteban Toledo. **149**-J.P. Hayes, Per-Ulrik Johansson, Rob Labritz. **150**-Billy Andrade, Scott Dunlap, Kent Jones, Greg Kraft, Heath Slocum, Kaname Yokoo. **151**-Carl Alexander, Eric Eglolf, Rick Hartmann, Hidemichi Tanaka. **153**-Chad Campbell. **154**-Rich Beem. **155**-Matt Kuchar. **159**-Craig W. Thomas. **W—73**-J.L. Lewis, Brandt Jobe. **80**-John Riegger. **84**-Garrett Willis. **D—77**-Robert Damron.

Championship Summaries

2003



Jonathan Kaye

Westchester CC
Harrison, NY
Par: 36-35-71

Purse: \$3,500,000
June 6-9, 2003
Yards: 6,783

LEADERS: First Round—Briny Baird shot a career-best 8-under-par 63 to lead Joey Sindelar and Jim Furyk by three strokes. Shigeki Maruyama, Tiger Woods and Retief Goosen were four back. **Second Round**—Baird moved to 10-under-par 132 to lead Goosen by one, Skip Kendall by two and Sindelar by three. Six players were four behind. **Third Round**—Baird, Kendall, Jonathan Kaye and John Rollins held a share of the lead at 9-under-par 204. Sindelar, Sergio Garcia, Alex Cejka and Fred Funk were one back. Five players were two back.

CUT: 72 players at even-par 142 from a field of 156 professionals.

PRO-AM: Reduced to nine holes with front- and back-nine winners. \$10,000. Front-nine, Dudley Hart, \$1,000. Back nine, David Berganio, Jr. and Jesper Parnevik, \$1,600 each.

WEATHER: On Thursday, overcast with mist in the morning. Partly sunny in the afternoon, with a high of 68 degrees. Cloudy and cool on Friday. Saturday, play was delayed for 1:16 (9:36 a.m.-10:52 a.m.) due to lightning. Play was suspended for the second time at 1:03 p.m. due to lightning and heavy rain, and called for the day at 3:15 p.m. due to wet conditions. Play resumed for all 72 players at 9 a.m. on Sunday with final-round tee times running from 11:30 a.m.-1:20 p.m. Light drizzle and overcast in the morning with cooler temperatures and increasing winds at noon. High temperature was 64 with winds up to 15 mph.

Player	Pos.	Score	Official Money
JONATHAN KAYE	1	70-66-68-67	271
John Rollins.....	2	70-67-67-67	271
Joey Sindelar.....	3	66-69-70-68	273
Fred Funk.....	4	71-70-64-69	274
Sergio Garcia.....	4	70-69-66-69	274
Jay Haas.....	7	74-68-67-65	274
Skip Kendall.....	7	68-66-70-70	274
Brad Faxon.....	8	69-67-74-65	275
Tom Lehman.....	8	71-70-68-66	275
J.L. Lewis.....	8	68-68-70-69	275
Ernie Els.....	11	68-71-68-69	276
Scott Verplank.....	11	70-68-68-70	276
Woody Austin.....	11	74-64-70-69	277
Fred Couples.....	11	69-68-69-71	277
Shaun Micheel.....	11	69-68-73-67	277
Brenden Pappas.....	11	74-67-68-68	277
Tiger Woods.....	11	67-69-71-70	277
Tom Gillis.....	11	71-65-70-72	278
Retief Goosen.....	11	67-66-73-72	278
Vijay Singh.....	11	70-68-71-69	278
David Toms.....	11	75-65-71-67	278
Alex Cejka.....	12	70-69-66-74	279
Jim Furyk.....	12	66-73-71-69	279
Per-Ulrik Johansson.....	12	71-70-72-66	279
Peter Lonard.....	12	72-66-71-70	279

Player	Pos.	Score	Official Money
John E. Morgan.....	T22	72-68-70-69	279
David Peoples.....	T22	72-68-69-70	279
Loren Roberts.....	T22	71-71-71-66	279
Dudley Hart.....	29	70-69-73-68	280
Briny Baird.....	T30	63-69-72-77	281
Kent Jones.....	T30	71-67-73-70	281
Shigeki Maruyama.....	T30	67-69-74-71	281
Carl Pettersson.....	T30	71-67-71-72	281
Steve Flesch.....	T34	69-68-71-74	282
Cliff Kresge.....	T34	69-71-72-70	282
Fredrik Jacobson.....	T36	70-70-70-73	283
Billy Mayfair.....	T36	71-69-70-73	283
Rod Pamplung.....	T36	70-70-71-72	283
Jeff Brehaut.....	T36	73-65-75-70	283
Jonathan Byrd.....	T36	72-70-69-72	283
Luke Donald.....	T36	71-71-71-70	283
J.P. Hayes.....	T36	73-66-71-73	283
Matt Kuchar.....	T43	69-71-70-74	284
John Senden.....	T43	73-68-73-70	284
Paul Gow.....	T43	73-69-72-70	284
Donnie Hammond.....	T43	70-72-73-69	284
Andrew Magee.....	T43	71-71-71-71	284
Rory Sabbatini.....	T43	71-71-73-69	284
Cameron Beckman.....	T49	75-67-70-73	285
Matt Gogel.....	T49	71-70-73-71	285

Player	Pos.	Score	Official Money
Kenichi Kuboya.....	T49	72-67-73-73	285
Deane Pappas.....	T49	68-74-73-70	285
Jesper Parnevik.....	T49	69-72-71-73	285
Billy Andrade.....	T54	70-72-69-75	286
Robert Damron.....	T54	72-68-72-74	286
Richard S. Johnson.....	T54	74-67-72-73	286
John Rieger.....	T54	71-68-75-72	286
Chris Anderson.....	T58	72-68-70-77	287
Steve Elkington.....	T58	69-69-77-72	287
Mathew Goggin.....	T58	71-71-71-74	287
Heath Slocum.....	T58	73-68-76-70	287
Brandel Chamblee.....	T62	70-72-73-73	288
Lee Janzen.....	T62	74-66-72-76	288
Darron Stiles.....	T62	72-69-71-76	288
Richard Zokol.....	T62	73-69-75-71	288
Tommy Armour III.....	T66	71-71-73-74	289
Ben Curtis.....	T66	70-72-74-73	289
Mike Grob.....	T66	73-67-74-75	289
J.J. Henry.....	T69	69-72-76-73	290
Brett Quigley.....	T69	74-67-74-75	290
Joe Durant.....	T71	74-67-76-75	292
Craig Perks.....	T71	74-68-75-75	292

Won playoff with an eagle-3 on the first extra hole

The following players did not finish (C=cut, W=withdrew)

C—143-Jay Don Blake, Tom Byrum, Danny Ellis, Jerry Kelly, Neal Lancaster, Larry Mize, Patrick Sheehan, Jeff Sluman, Chris Smith, Mike Sposa, **144**-Steven Alker, Olin Browne, Jason Caron, Jim Carter, Greg Chalmers, Tim Clark, Marco Dawson, Glen Day, David Duval, Jason Gore, Paul Goydos, Hank Kuehne, Scott Laycock, Rocco Mediate, Mike Springer, D.J. Trahan, Vance Veazey, **145**-Paul Azinger, Craig Barlow, Rich Beem, Mark Calcavecchia, Gavin Coles, Carlos Franco, Spike McRoy, Tim Petrovic, Akiyo Sadakata, David Sutherland, Esteban Toledo, Bob Tway, Dean Wilson, **146**-Aron Barbour, Pat Bates, Michael Campbell, David Gossett, Thomas Levett, Hal Sutton, **147**-Jason Buh, Todd Fischer, David Frost, Brian Gay, Dennis Paulson, Pat Perez, Dave Stockton, Jr., Ty Truon, Duffy Waldorf, Cameron Yancey, **148**-Brian Bateman, Richie Coughlan, Brad Elder, Richard Massey, **149**-Todd Barranger, Notah Begay III, David Berganio, Jr., Stewart Cink, Jeff Kline, Kenneth Stason, **150**-Charles Bolling, John Maginnes, Andy Miller, **151**-Ben Crane, Mike Heinen, Anthony Painter, Steve Pate, **153**-Geoff Ogilvy, **154**-Michael Clark II, Joel Kribbel, **155**-Ryan Fauchier, Glen Hnatuk, Ben Hoffnine, **157**-Doug Barron, Michael Muehr, **158**-Mike Reilly, **W—75**-Scott Hoch.

2004



Sergio Garcia

Westchester CC
Harrison, NY
Par: 36-35-71

Purse: \$3,500,000
June 10-13, 2004
Yards: 6,751

LEADERS: First Round—Vijay Singh shot an 8-under 63 to lead Fredrik Jacobson by one stroke. David Frost was three strokes off the lead while eight players were four behind. **Second Round**—Fred Couples at 10-under-par 132 led Singh, Jacobson and Luke Donald by a stroke. **Third Round**—Loren Roberts, at 12-under-par 201, held a one-stroke lead over Rory Sabbatini and Cameron Beckman. Tom Byrum and Donald were two strokes back.

CUT: 83 players at 1-under-par from a field of 156 professionals.

PRO-AM: \$10,000. Loren Roberts, 53, \$2,000.

WEATHER: On Thursday, cloudy skies with a high of 79 and NE winds up to 10 mph. Light rain in the afternoon. Friday was cool and slightly overcast with temperatures in the low 70s. North winds 5-10 mph. Saturday was sunny reaching 82 degrees with NE winds 5-12 mph. Sunday was overcast and cooler with temperatures in the 70s and NE winds 5-12 mph.

Player	Pos.	Score	Official Money
SERGIO GARCIA #	1	70-67-68-67	272
Padraig Harrington.....	T2	68-68-68-68	272
Rory Sabbatini.....	T2	69-68-65-70	272
Tom Byrum.....	T4	71-64-68-71	274
Fred Couples.....	T4	67-65-74-68	274
Vijay Singh.....	T4	63-70-71-70	274
Luke Donald.....	7	67-66-70-72	275
Fredrik Jacobson.....	8	64-69-74-69	276
Cameron Beckman.....	T9	68-68-66-75	277
Tim Clark.....	T9	68-72-68-69	277
Chris DiMarco.....	T9	69-69-69-70	277
Kenny Perry.....	T9	69-71-71-66	277
Bo Van Pelt.....	T9	68-71-68-70	277
Robert Allenby.....	T14	69-71-69-69	278
Scott Hend.....	T14	68-68-72-70	278
Ernie Els.....	T16	68-69-72-70	279
J.J. Henry.....	T16	68-73-69-69	279
Phil Mickelson.....	T16	69-68-69-73	279
Joe Ogilvie.....	T16	72-66-70-71	279
Craig Parry.....	T16	73-66-69-71	279
Brett Quigley.....	T16	69-68-72-70	279
Loren Roberts.....	T16	67-70-64-78	279
Stuart Appleby.....	T23	69-70-69-72	280
Kris Cox.....	T23	67-71-68-74	280
Brad Faxon.....	T23	68-73-67-72	280
Zach Johnson.....	T23	74-66-70-70	280
Dennis Paulson.....	T23	70-68-68-74	280
Brian Gay.....	T28	70-68-68-75	281

Player	Pos.	Score	Official Money
David Love III.....	T28	68-71-70-72	281
Tim Petrovic.....	T28	69-69-71-72	281
Scott Verplank.....	T28	69-70-69-73	281
Bart Bryant.....	T32	72-68-72-70	282
Dan Forsman.....	T32	70-71-69-72	282
Dudley Hart.....	T32	67-71-73-71	282
Jerry Kelly.....	T32	71-69-72-70	282
Neal Lancaster.....	T32	70-71-70-71	282
Steve Lowery.....	T32	69-70-72-71	282
Ted Purdy.....	T32	69-70-69-74	282
Adam Scott.....	T32	71-70-72-69	282
Joey Sindelar.....	T32	68-72-70-72	282
Kevin Sutherland.....	T32	68-70-73-71	282
Glen Day.....	T42	71-70-73-69	283
Peter Lonard.....	T42	67-74-72-70	283
Tom Pernice, Jr.....	T42	71-70-72-70	283
Pat Bates.....	T42	72-69-67-75	283
D.J. Brigrman (S).....	T42	71-69-71-72	283
Daniel Chopra (S).....	T42	69-70-71-73	283
Skip Kendall.....	T42	68-71-68-76	283
Rocco Mediate.....	T42	71-67-71-74	283
David Morland IV.....	T42	69-70-70-74	283
Pat Perez.....	T42	73-66-70-74	283
John Senden.....	T42	70-68-71-74	283
Stephen Leaney.....	T53	73-67-73-71	284
Omar Uresti.....	T53	70-71-74-69	284
Craig Bowden.....	T55	71-69-72-73	285
Todd Fischer.....	T55	69-71-70-75	285

Player	Pos.	Score	Official Money
David Frost.....	T55	66-72-70-77	285
John Rollins.....	T55	72-66-74-73	285
Bob Tway.....	T55	71-69-71-74	285
Arjun Atwal.....	T60	73-67-76-70	286
Jose Coceres.....	T60	69-68-70-79	286
Robert Damron.....	T60	67-70-73-76	286
Danny Ellis.....	T60	75-66-75-70	286
Carlos Franco.....	T60	68-69-74-75	286
Tjaart Van der Walt.....	T60	71-65-75-75	286
Niclas Fasth.....	T66	69-71-75-72	287
Richard S. Johnson.....	T66	69-72-73-73	287
Esteban Toledo.....	T66	71-69-72-75	287
Jonathan Byrd.....	T69	67-70-71-80	288
Alex Cejka.....	T69	70-69-73-76	288
Billy Andrade.....	T71	70-70-75-74	289
Notah Begay III.....	T71	69-72-73-75	289
Jason Bohn.....	T71	72-68-76-73	289
Chris Smith.....	T71	71-70-70-78	289
Billy Mayfair.....	T75	68-68-76-78	290
Brad Adamonis (Q).....	T76	69-72-73-77	291
Tom Carter.....	T76	70-69-77-75	291
Joel Edwards.....	T76	69-72-71-79	291
Miguel A. Jimenez.....	T76	70-67-76-78	291
Jonathan Kaye.....	T80	73-66-73-80	292
Grant Waite.....	T80	72-69-75-76	292
Patrick Sheehan.....	T82	71-69-76-78	294

Won playoff with a birdie-4 on the third extra hole

The following players did not finish (C=cut, W=withdrew, D=disqualified)

C—142-David Branshaw, Chad Campbell, Russ Cochran, Fred Funk, Lee Janzen, Tom Lehman, Spike McRoy, Dan Olsen, Deane Pappas, Jesper Parnevik, Chris Riley, Vaughn Taylor, Mike Weir, **143**-Olin Browne, Darren Clarke, Jason Dufner, Ken Duke, Jay Haas, Todd Hamilton, J.P. Hayes, Kent Jones, Cliff Kresge, Shigeki Maruyama, Arron Oberholzer, Corey Pavin, Paul Stankowski, Roger Tambellini, **144**-Michael Allen, Stephen Ames, Jim Carter, Jay Delsing, Matt Kuchar, Len Mattiace, Patrick Moore, Tommy Tomms, **145**-Mathias Gronberg, J.L. Lewis, Kevin Na, Ryan Palmer, Craig Perks, Brand Snedeker, David Toms, **146**-Craig Barlow, Jeff Brehaut, Bob Burns, Stewart Cink, Jeff Maggert, Brenden Pappas, Steve Pate, **147**-Briny Baird, Danny Bors, Darrell Kestner, Carl Pettersson, John Rieger, **148**-Carl Alexander, Rich Barredo, Mark Brooks, Lucas Glover, Blaine McCallister, **150**-John Maginnes, Jay Williamson, **151**-Steve Allan, Thomas Bjorn, **152**-Woody Austin, Craig Thomas, **153**-Keith Clearwater, Hirofumi Miyase, **156**-Heath Wassem, **157**-David Gossett, **160**-Fulton Allem, **163**-Robert Derantz, **W—75**-Duffy Waldorf, **D—75**-Guy Boros, **138**-Jeff Sluman.

Championship Summaries

2005



Padraig Harrington

Westchester CC
Harrison, NY
Par: 36-35-71

Purse: \$5,750,000
June 23-26, 2005
Yards: 6,839

CUT: 73 players at 3-over-par 145 from a field of 156 professionals.

PRO-AM: \$10,000. Morning Pro-Am, Kenny Perry, Harrison Frazar, Jim Furyk, 58, \$1,333. Afternoon Pro-Am was rained out.

LEADERS: First Round—Jim Furyk at 6-under-par 65 led John Rollins, Brian Bateman, Vijay Singh, Kenny Perry, Ian Leggatt and Hidemichi Tanaka by three strokes. **Second Round**—Furyk moved to 8-under-par 134 to lead Brian Gay by one stroke. Perry, Tanaka, Padraig Harrington, John Senden and Len Mattiace were two behind. **Third Round**—Furyk and Harrington shared the lead at 9-under-par 204. Gay and Brad Faxon were two behind while Perry, Senden and Singh were three back.

WEATHER: Thursday: Sunny and pleasant with a high of 78 in the late afternoon. Light winds S 5-10 mph. Friday: Sunny skies and a high temperature of 84 with SW winds 8-15 mph. Saturday: Mostly sunny with a high of 91. SW winds 8-15 mph. Sunday: Partly cloudy with a high of 89. Winds SW 5-10 mph.

Player	Pos.	Score	Official Money
PADRAIG HARRINGTON	1	71-65-68-70	274
Jim Furyk	2	65-69-70-71	275
Brad Faxon	3	72-68-66-73	279
Brian Gay	4	69-66-71-73	279
Kenny Perry	5	68-68-72-71	279
Dean Wilson	6	72-71-66-71	280
Justin Leonard	7	72-71-67-71	281
Billy Mayfair	8	72-68-75-66	281
John Senden	9	69-67-72-73	281
Vijay Singh	10	68-71-69-73	281
Tom Pernice, Jr.	11	70-69-72-71	282
Jeff Brehaut	12	70-70-72-71	283
Tim Clark	13	74-70-68-71	283
Chris DiMarco	14	71-72-69-71	283
Dudley Hart	15	71-69-70-73	283
Len Mattiace	16	71-65-73-74	283
Brett Quigley	17	73-68-68-75	284
Loren Roberts	18	74-69-72-69	284
J.P. Hayes	19	70-72-73-70	285
Franklin Langham ..	20	73-71-68-73	285
Omar Uresti	21	70-73-74-68	285
Michael Allen	22	72-71-74-69	286
Craig Barlow	23	76-67-71-72	286
Sergio Garcia	24	72-71-73-70	286
Lucas Glover	25	70-73-72-71	286

Player	Pos.	Score	Official Money
Paul Gow	T22	70-74-70-72	286
Michael Long	T22	72-71-71-72	286
Greg Owen	T22	72-73-71-70	286
Pat Perez	T22	70-71-68-77	286
Kevin Sutherland ..	T22	70-68-74-74	286
Hidemichi Tanaka ..	T22	68-68-75-75	286
Woody Austin	T32	72-73-70-72	287
Tom Byrum	T32	70-71-75-71	287
Fred Funk	T32	69-73-74-71	287
Lee Janzen	T32	73-72-71-71	287
Neal Lancaster	T32	72-71-70-74	287
Stephen Leaney	T32	72-73-68-74	287
Ian Leggatt	T32	68-73-71-75	287
Graeme McDowell (S)	T32	73-71-67-76	287
Briny Baird	T40	70-74-70-74	288
Matt Gogel	T40	71-74-70-73	288
Mathias Gronberg (Q)	T40	70-70-71-77	288
Joe Ogilvie	T40	69-71-75-73	288
Corey Pavin	T40	77-64-74-73	288
Joey Snyder III	T40	74-71-73-70	288
Danny Briggs	T46	72-72-72-73	289
Bill Glasson	T46	70-71-78-70	289
J.L. Lewis	T46	69-73-72-75	289
Hunter Mahan	T46	75-67-73-74	289
Sean O'Hair	T46	72-69-72-76	289

Player	Pos.	Score	Official Money
Alex Cejka	T51	72-72-76-70	290
Robert Damron	T51	76-69-73-72	290
Ryan Moore (S)	T51	71-74-73-72	290
Heath Slocum	T51	74-71-72-73	290
Todd Fischer	T51	74-70-68-78	290
Larry Mize (S)	T51	70-73-70-77	290
Brian Bateman	T57	68-77-70-76	291
Steve Elkington	T57	74-71-74-72	291
Tjaart van der Walt (S)	T57	73-72-74-72	291
Charlie Wi	T57	72-69-75-75	291
Fredrik Jacobson	T61	72-71-72-77	292
Justin Rose	T61	74-68-76-74	292
Gavin Coles	T63	72-73-70-78	293
John Rollins	T63	68-74-72-79	293
Patrick Sheehan	T63	69-75-75-74	293
Brendan Jones	T66	72-71-72-79	294
Rocco Mediate	T66	77-67-77-73	294
Jeff Sluman	T66	71-74-74-75	294
Mark Calcavecchia ..	69	76-69-77-74	296
Billy Andrade	70	72-73-73-80	298
Steve Allan	71	71-74-77-77	299
Tom Gillis	72	71-71-77-84	303

(Q)=Open Qualifier; (S)=Sponsor Exemption; (T)=Tie

The following players did not finish (C=cut, W=withdrew)

C-146-John Elliott, Paul Goydos, Hunter Haas, Scott Hend, Tim Petrovic, Chris Smith, **147**-Fred Couples, Scott Gutschewski, Jay Haas, David Hearn, J.J. Henry, P.H. Horgan III, John Huston, Hank Kuehne, Joey Sindelar, Darron Stiles, Duffy Waldorf, **148**-Justin Bolli, GW Cable, James Driscoll, Jeff Hart, Glen Hnatiuk, Nick O'Hern, Rob Rashell, Mario Tiziani, Bo Van Pelt, Jay Williamson, **149**-Cameron Beckman, D.J. Brigman, Jim Carter, K.J. Choi, Daniel Chopra, John Cook, Harrison Frazar, Kent Jones, Tom Kite, Steve Lowery, Will MacKenzie, Dennis Paulson, Hideto Tanihara, Nick Watney, Brett Wetterich, **150**-Chris M. Anderson, Tag Ridings, **151**-Paul Azinger, Paul Claxton, Marco Dawson, Joe Durant, David Duval, Gabriel Hjertstedt, Peter Jacobsen, Brad Lardon, Craig Parry, Carl Paulson, D.A. Points, D.J. Trahan, **152**-Jason Alred, Mark Brooks, Jose Coceres, John Maginnes, Kevin Na, Phillip Price, Hal Sutton, Charles Warren, **153**-Doug Barron, Bradley Hughes, Andrew Magee, Tom Sutter, Euan Walters, Mark Wilson, **154**-Spencer Levin, **155**-Bart Bryant, Craig Perks, Chris Riley, **157**-Bob Heintz, **159**-Matt Davidson, **160**-Roland Thatcher, **161**-Kevin Stadler, **166**-Shawn Baker. **W-80**-Wes Short, Jr., **79**-Rory Sabbatini, **78**-Jonathan Kaye, **74**-Ken Green, **140**-Skip Kendall.

2006



Vijay Singh

Westchester CC
Harrison, NY
Par: 36-35-71

Purse: \$5,750,000
June 8-11, 2006
Yards: 6,839

PRO-AM: Morning: \$5,000. Jonathan Kaye, 55, \$2,000; Afternoon: \$5,000. Canceled due to heavy rain; 27 players split the purse (\$185.19).

LEADERS: First Round—Adam Scott at 6-under-par 65 led David Howell and Billy Andrade by one stroke. Fredrik Jacobson was two back. **Second Round**—Vijay Singh and Howell moved to 8-under-par 134 to lead Jacobson by one stroke and Andrade and Joey Sindelar by two. **Third Round**—Andrade at 8-under-par 205 led Scott and Singh by one stroke. Brett Quigley, Howell and Jacobson were two back.

WEATHER: Due to heavy rain on Wednesday, players were allowed "preferred lies" in closely mown areas for the first three rounds. Thursday: Cloudy and cool with off-and-on drizzle and temperatures reaching 65, NW winds 8-10 mph. Friday: Partly cloudy with temperatures reaching 70 degrees. Winds 6-10 mph. Saturday: Partly sunny and windy with temperatures up to 64 degrees with NW winds gusting to 30 mph. Sunday: Mostly sunny with a high of 68; W winds 10-15 mph with gusts up to 25 mph.

CUT: 84 players at 1-over-par 143 from a field of 156 professionals.

Player	Pos.	Score	Official Money
VIJAY SINGH	1	70-64-72-68	274
Adam Scott	2	65-72-69-70	276
Billy Andrade	3	66-70-69-72	277
Brett Quigley	4	71-66-70-70	277
Luke Donald	5	72-65-71-70	278
Fredrik Jacobson	6	67-68-72-71	278
Tom Pernice, Jr.	7	70-71-70-67	278
Jeff Stuman	8	69-69-72-68	278
Jason Bohm	9	76-64-72-67	279
Mathew Goggin (S) ..	10	73-68-68-70	279
Ian Poulter	11	72-71-65-71	279
Graeme McDowell ..	12	70-68-71-71	280
David Howell	13	66-68-73-74	281
Trevor Immelman ..	14	72-71-67-71	281
Ryuji Imada	15	73-66-75-68	282
Jeff Maggert	16	71-71-70-70	282
David Toms	17	68-70-72-72	282
Brad Faxon	18	70-67-73-68	283
Tom Lehman	19	68-71-75-69	283
Geoff Ogilvy	20	69-68-74-72	283
Stuart Appleby	21	72-70-66-75	283
Phil Mickelson	22	70-70-71-72	283
John Senden	23	73-68-69-73	283
Bo Van Pelt	24	71-69-70-73	283
Steve Elkington	25	71-67-72-72	284
Joey Sindelar	26	68-68-73-75	284
Kevin Sutherland ..	27	70-67-73-74	284
Nick Watney	28	71-69-74-70	284
Nick Crane	29	71-66-77-71	285

Player	Pos.	Score	Official Money
Corey Pavin	T29	73-69-72-71	285
Loren Roberts	T29	71-70-73-71	285
Retief Goosen	T29	71-72-69-73	285
Justin Leonard	T29	72-70-68-75	285
Jeff Overton (S)	T29	75-65-73-72	285
Mike Weir	T29	69-70-74-72	285
Michael Allen	T36	69-70-73-74	286
Padraig Harrington ..	T36	74-66-75-71	286
Sean O'Hair	T36	70-69-74-73	286
Rod Pampling	T36	72-70-72-72	286
Fred Funk	T36	72-67-71-76	286
Peter Lonard	T36	73-67-71-75	286
Chris DiMarco	T42	70-70-75-72	287
Jonathan Kaye	T42	73-70-69-75	287
Frank Lickliter II ..	T42	70-67-77-73	287
Hunter Mahan	T42	69-69-75-74	287
John Rollins	T42	75-68-69-75	287
Nathan Green	T47	69-73-71-75	288
Kent Jones	T47	69-71-75-73	288
Bernhard Langer	T47	70-73-74-71	288
Kenny Perry	T47	71-67-77-73	288
Paul Azinger	T47	69-71-73-75	288
Arron Oberholser ..	T47	68-69-74-77	288
John Cook	T53	70-70-76-73	289
Todd Hamilton	T53	71-71-75-72	289
Joe Ogilvie	T53	71-72-71-75	289
Ryan Palmer	T53	71-70-78-70	289
Bob Tway	T53	71-72-75-71	289
Craig Barlow	T58	72-70-74-74	290

Player	Pos.	Score	Official Money
J.P. Hayes	T58	70-68-72-80	290
Jose Maria Olazabal ..	T58	72-68-75-75	290
Tag Ridings	T58	71-71-70-78	290
Charles Howell III ..	62	71-69-78-73	291
Tim Clark	T63	70-71-78-73	292
Ian Leggatt (S)	T63	73-70-73-76	292
Dean Wilson	T63	70-72-74-76	292
Robert Garrigus	T66	74-68-77-74	293
Brandt Jobe	T66	69-71-74-79	293
Daisuke Maruyama ..	T66	68-72-78-75	293
Billy Mayfair	T66	71-68-77-77	293
Doug Barron	T70	69-74-73-78	294
Shane Bertsch	T70	72-71-74-77	294
Kris Cox	T70	73-69-76-76	294
Joe Durant	T70	73-70-77-74	294
Lucas Glover	T70	72-66-77-79	294
Wes Short, Jr.	T75	72-68-77-78	295
Jay Williamson	T75	72-67-77-77	295
Arjun Atwal	T77	72-71-73-80	296
Carlos Franco	T77	72-71-77-76	296
Steve Jones	T77	69-70-79-78	296
Will MacKenzie	T77	72-70-76-78	296
Mark Calcavecchia ..	T81	71-70-80-76	297
Steve Flesch	T81	72-68-79-78	297
Fred Couples	83	73-69-73-83	298
Ron Whittaker	84	74-69-79-77	299

(S)=Sponsor Exemption; (T)=Tie

The following players did not finish (C=cut, W=withdrew)

C-146-John Elliott, Paul Goydos, Hunter Haas, Scott Hend, Tim Petrovic, Chris Smith, **147**-Fred Couples, Scott Gutschewski, Jay Haas, David Hearn, J.J. Henry, P.H. Horgan III, John Huston, Hank Kuehne, Joey Sindelar, Darron Stiles, Duffy Waldorf, **148**-Justin Bolli, GW Cable, James Driscoll, Jeff Hart, Glen Hnatiuk, Nick O'Hern, Rob Rashell, Mario Tiziani, Bo Van Pelt, Jay Williamson, **149**-Cameron Beckman, D.J. Brigman, Jim Carter, K.J. Choi, Daniel Chopra, John Cook, Harrison Frazar, Kent Jones, Tom Kite, Steve Lowery, Will MacKenzie, Dennis Paulson, Hideto Tanihara, Nick Watney, Brett Wetterich, **150**-Chris M. Anderson, Tag Ridings, **151**-Paul Azinger, Paul Claxton, Marco Dawson, Joe Durant, David Duval, Gabriel Hjertstedt, Peter Jacobsen, Brad Lardon, Craig Parry, Carl Paulson, D.A. Points, D.J. Trahan, **152**-Jason Alred, Mark Brooks, Jose Coceres, John Maginnes, Kevin Na, Phillip Price, Hal Sutton, Charles Warren, **153**-Doug Barron, Bradley Hughes, Andrew Magee, Tom Sutter, Euan Walters, Mark Wilson, **154**-Spencer Levin, **155**-Bart Bryant, Craig Perks, Chris Riley, **157**-Bob Heintz, **159**-Matt Davidson, **160**-Roland Thatcher, **161**-Kevin Stadler, **166**-Shawn Baker. **W-80**-Wes Short, Jr., **79**-Rory Sabbatini, **78**-Jonathan Kaye, **74**-Ken Green, **140**-Skip Kendall.

Championship Summaries

2008



Vijay Singh

Ridgewood Country Club August 21-24, 2008
Paramus, NJ

FedExCup Points: 190,000
Par/Yards: 35-36—71/7,319

Purse: \$7,000,000

LEADERS	First Round	Second Round	Third Round
	Hunter Mahan 62 (-9)	Steve Stricker 132 (-10)	Kevin Streelman 205 (-8)
	Paul Casey 66 (-5)	Hunter Mahan 135 (-7)	Vijay Singh 206 (-7)
	Kevin Streelman 67 (-4)	Dudley Hart 136 (-6)	Mike Weir 206 (-7)
	Matthew Goggin 67 (-4)	Angel Cabrera 136 (-6)	Paul Casey 206 (-7)
	Charley Hoffman 67 (-4)	Kenny Perry 136 (-6)	Sergio Garcia 206 (-7)
	Dudley Hart 67 (-4)	Vijay Singh 140 (T21)	Five Players 208 (-5)
	Vijay Singh 70 (T25)		

CUT: 36-hole cut of 72 players at 1-over-par 143 from a field of 135 professionals.

NOTEWORTHY: Vijay Singh won The Barclays for the fourth time in his career with a playoff victory over Kevin Sutherland and Sergio Garcia. Sutherland was eliminated on the first playoff hole as Singh and Garcia both made birdie putts of more than 26 feet. Singh won on the following hole over Garcia with a tap-in birdie on the par-5 17th hole.

WEATHER: Thursday: Cool start to the day, with a low of 55. Highs in the low 80s with wind from the SE 5-10 mph. Friday: More of the same with lows in the high 50s and the high reaching 83 and similar wind to Thursday. Saturday: Partly cloudy and warm with highs reaching 84. Sunday: Patchy morning fog, warm sunny skies breaking through. S-SW wind from 5-10 mph. Low was 62 degrees with the high reaching 83.

Player	Pos.	Score	Official Money
VIJAY SINGH# 1	70-70-66-70	276	11,000 \$1,260,000.00
Sergio Garcia T2	70-67-69-70	276	6,400 616,000.00
Kevin Sutherland T2	70-69-69-68	276	6,400 616,000.00
Mathew Goggin T4	67-74-69-67	277	4,067 289,333.34
Ben Curtis T4	71-68-70-68	277	4,067 289,333.33
Kevin Streelman T4	67-70-68-72	277	4,067 289,333.33
Paul Casey T7	66-71-69-72	278	3,455 203,700.00
Martin Laird T7	70-69-72-67	278	3,455 203,700.00
Justin Leonard T7	70-70-71-67	278	3,455 203,700.00
Nicholas Thompson T7	75-68-68-67	278	3,455 203,700.00
Mike Weir T7	72-67-67-72	278	3,455 203,700.00
K.J. Choi T12	74-69-68-68	279	2,921 129,000.00
Ken Duke T12	72-71-67-69	279	2,921 129,000.00
Jim Furyk T12	70-71-68-70	279	2,921 129,000.00
Dudley Hart T12	67-69-73-70	279	2,921 129,000.00
Anthony Kim T12	70-67-72-70	279	2,921 129,000.00
Scott Verplank T12	73-70-67-69	279	2,921 129,000.00
Bubba Watson T12	68-70-71-70	279	2,921 129,000.00
Stuart Appleby T19	71-70-68-71	280	2,606 84,840.00
Angel Cabrera T19	69-67-72-72	280	2,606 84,840.00
Jerry Kelly T19	72-70-71-67	280	2,606 84,840.00
Phil Mickelson T19	70-70-72-68	280	2,606 84,840.00
Steve Stricker T19	68-64-77-71	280	2,606 84,840.00
Glen Day T24	70-71-70-70	281	2,396 55,400.00
Tim Herron T24	69-71-73-68	281	2,396 55,400.00

Player	Pos.	Score	Official Money
J.B. Holmes T24	71-71-73-66	281	2,396 \$55,400.00
Jesper Parnevik T24	68-72-72-69	281	2,396 55,400.00
Rory Sabbatini T24	70-70-72-69	281	2,396 55,400.00
Patrick Sheehan T24	69-70-70-72	281	2,396 55,400.00
Mark Wilson T24	72-70-71-68	281	2,396 55,400.00
Jason Day T31	74-68-66-74	282	2,284 39,700.00
Hunter Mahan T31	62-73-74-73	282	2,284 39,700.00
Billy Mayfair T31	70-70-73-69	282	2,284 39,700.00
George McNeill T31	68-70-73-71	282	2,284 39,700.00
Kevin Na T31	72-70-68-72	282	2,284 39,700.00
John Senden T31	71-70-72-69	282	2,284 39,700.00
Jay Williamson T31	74-68-70-70	282	2,284 39,700.00
Robert Allenby T38	69-73-66-75	283	2,190 26,600.00
Eric Axley T38	78-65-68-72	283	2,190 26,600.00
Stewart Cink T38	73-70-70-70	283	2,190 26,600.00
Tim Clark T38	70-69-73-71	283	2,190 26,600.00
Brian Davis T38	69-74-70-70	283	2,190 26,600.00
Charley Hoffman T38	67-71-74-71	283	2,190 26,600.00
John Merrick T38	69-71-70-73	283	2,190 26,600.00
Jeff Overton T38	74-67-68-74	283	2,190 26,600.00
Tim Petrovic T38	71-72-69-71	283	2,190 26,600.00
Brett Quigley T38	71-69-71-72	283	2,190 26,600.00
Briny Baird T48	69-71-69-75	284	2,124 17,400.00
Justin Bolli T48	71-71-72-70	284	2,124 17,400.00
Lee Janzen T48	71-69-72-72	284	2,124 17,400.00

Player	Pos.	Score	Official Money
John Mallingier T48	70-73-69-72	284	2,124 \$17,400.00
Kenny Perry T48	69-67-72-76	284	2,124 17,400.00
Carl Pettersson T48	72-70-71-71	284	2,124 17,400.00
Dean Wilson T48	72-70-67-75	284	2,124 17,400.00
Rich Beem T55	68-74-71-72	285	2,112 15,680.00
Jonathan Byrd T55	72-70-73-70	285	2,112 15,680.00
Steve Elkington T55	71-71-71-72	285	2,112 15,680.00
Lucas Glover T55	70-70-75-70	285	2,112 15,680.00
Bill Haas T55	71-68-71-75	285	2,112 15,680.00
J.J. Henry T55	70-72-74-69	285	2,112 15,680.00
Andres Romero T55	72-68-77-68	285	2,112 15,680.00
Ryan Palmer T62	69-69-72-76	286	2,108 15,050.00
Nick Watney T62	71-69-75-71	286	2,108 15,050.00
Frank Lickliter II T64	71-71-71-74	287	2,106 14,840.00
Michael Allen T65	73-67-75-73	288	2,104 14,560.00
Chad Campbell T65	71-72-69-76	288	2,104 14,560.00
Charlie Wi T65	72-71-72-73	288	2,104 14,560.00
Richard S. Johnson T68	74-69-74-72	289	2,102 14,210.00
Brandt Snedeker T68	71-71-73-74	289	2,102 14,210.00
Trevor Immelman T70	70-71-76-73	290	2,100 14,000.00
Bo Van Pelt T71	67-74-70-80	291	2,059 13,860.00
Paul Goydos T72	70-72-77-76	295	2,098 13,720.00

Won with a birdie-4 on the second playoff hole (17th). Sutherland eliminated on the first playoff hole (18th) when Singh and Garcia made birdies.

The following players did not finish (C=cut, W=withdrew)

C—144—Woody Austin, Aaron Baddeley, Ernie Els, Steve Flesch, Jason Gore, Nathan Green, Dustin Johnson, Greg Kraft, Cliff Kresge, Matt Kuchar, Tom Lehman, Troy Matteson, Jon Mills, Sean O'Hair, Tom Pernice, Jr., Jeff Quinney, John Rollins, Heath Slocum, Camilo Villegas, **145**—Stephen Ames, Daniel Chopra, Brian Gay, Padraig Harrington, Charles Howell III, Zach Johnson, Geoff Ogilvy, Corey Pavin, Ian Poulter, David Toms, Boo Weekley, **146**—Shane Bertsch, Retief Goosen, Steve Marino, Johnson Wagner, **147**—Fred Couples, Ben Crane, James Driscoll, Rocco Mediate, Joe Ogilvie, Rod Pampling, Chez Reavie, D.J. Trahan, **148**—Brad Adamonis, Tommy Armour III, Bart Bryant, Fredrik Jacobson, Peter Lonard, Steve Lowery, Scott McCarron, Parker McLachlin, **149**—Mark Calcavecchia, Chris DiMarco, Matt Jones, Nick O'Hern, Pat Perez, Vaughn Taylor, **150**—Michael Letzig, Adam Scott, **151**—Ryuji Imada, Charles Warren, **152**—Jor Durant, Tim Wilkinson, **154**—Ryan Moore.

Championship Summaries

2009



Heath Slocum

Liberty National
Jersey City, NJ

August 27-30, 2009

FedExCup Points: 2,500 (1st)
Par/Yards: 36-35—71/7,419

Purse: \$7,500,000

LEADERS	First Round	Second Round	Third Round
	Paul Goydos..... 65 (-6)	Webb Simpson 134 (-8)	Paul Goydos..... 208 (-9)
	Steve Marino..... 65 (-6)	Paul Goydos..... 136 (-6)	Steve Marino..... 208 (-9)
	Sergio Garcia..... 65 (-6)	Steve Marino 136 (-6)	Fredrik Jacobson 210 (-7)
	Webb Simpson..... 66 (-5)	Fredrik Jacobson 138 (-4)	Webb Simpson 210 (-7)
	Fredrik Jacobson 66 (-5)	Heath Slocum 138 (-4)	Steve Stricker 211 (-6)
	Heath Slocum 66 (-5)	Ian Poulter..... 139 (-3)	Heath Slocum 212 (-5)
	Charley Hoffman..... 66 (-5)	Steve Stricker 139 (-3)	Tiger Woods 213 (-4)
		Richard S. Johnson 139 (-3)	Zach Johnson 213 (-4)
			Padraig Harrington 213 (-4)
			Matt Kuchar..... 213 (-4)
			Ian Poulter..... 213 (-4)

CUT: 77 players at 5-over-147 from a field of 124 professionals. (Paul Casey withdrew prior to play with an injury.)

WEATHER: Thursday: Partly cloudy and cool in the morning and sunny in the afternoon with a high near 80 degrees. N-NE winds at 6-12 mph, shifting to SE later in the day. Friday: Showers throughout the day. A total of 2 inches of rain fell. Cold and blustery conditions with high of 70. Easterly winds at 6-12 mph in the morning

and 10-20 mph in the afternoon. Saturday: Due to the weather forecast for rain overnight and early Saturday morning, tee times were delayed to 10:48 a.m., with three holes off No. 1 and No. 10. Sunday: Light rain in the morning before 7a.m. The sun broke through at midmorning. High of 85. Winds W 12-22 mph.

Player	Pos.	Score	Official Money
HEATH SLOCUM	1	66-72-70-67	275 2,500.00 \$1,350,000.00
Ernie Els.....	T2	72-68-70-66	276 950.00 495,000.00
Padraig Harrington.....	T2	67-75-67-67	276 950.00 495,000.00
Steve Stricker.....	T2	69-70-68-69	276 950.00 495,000.00
Tiger Woods.....	T2	70-72-67-67	276 950.00 495,000.00
Fredrik Jacobson.....	T6	66-72-68-71	277 475.00 260,625.00
Nick Watney.....	T6	68-73-69-67	277 475.00 260,625.00
Webb Simpson.....	8	66-68-72-72	278 425.00 232,500.00
Paul Goydos.....	T9	65-71-68-75	279 375.00 202,500.00
Ian Poulter.....	T9	67-72-70-70	279 375.00 202,500.00
Scott Verplank.....	T9	73-70-68-68	279 375.00 202,500.00
Jason Day.....	T12	70-73-70-67	280 303.33 157,500.00
Brian Gay.....	T12	70-72-71-67	280 303.33 157,500.00
Brandt Snedeker.....	T12	72-75-67-66	280 303.33 157,500.00
Robert Allenby.....	T15	68-75-69-69	281 270.00 120,000.00
Jim Furyk.....	T15	69-73-70-69	281 270.00 120,000.00
Dustin Johnson.....	T15	70-74-73-64	281 270.00 120,000.00
Steve Marino.....	T15	65-71-68-77	281 270.00 120,000.00
Greg Owen.....	T15	71-74-65-71	281 270.00 120,000.00
Lee Janzen.....	T20	68-75-70-69	282 247.50 87,375.00
Hunter Mahan.....	T20	72-72-68-70	282 247.50 87,375.00
Troy Matteson.....	T20	71-71-69-71	282 247.50 87,375.00
Y.E. Yang.....	T20	71-72-68-71	282 247.50 87,375.00
Jonathan Byrd.....	T24	72-74-67-70	283 227.50 63,937.50
Tim Clark.....	T24	71-70-71-71	283 227.50 63,937.50
Bill Haas.....	T24	72-70-69-72	283 227.50 63,937.50

Player	Pos.	Score	Official Money
Kevin Na.....	T24	73-72-71-67	283 227.50 63,937.50
Stewart Cink.....	T28	70-72-71-71	284 210.00 53,250.00
Zach Johnson.....	T28	70-72-67-75	284 210.00 53,250.00
Matt Kuchar.....	T28	68-73-68-75	284 210.00 53,250.00
Luke Donald.....	T31	73-69-73-70	285 177.50 39,900.00
Sergio Garcia.....	T31	65-76-74-70	285 177.50 39,900.00
Charley Hoffman.....	T31	66-74-71-74	285 177.50 39,900.00
J.B. Holmes.....	T31	73-73-69-70	285 177.50 39,900.00
Richard S. Johnson.....	T31	68-71-73-73	285 177.50 39,900.00
Justin Leonard.....	T31	68-75-72-70	285 177.50 39,900.00
D.A. Points.....	T31	70-71-74-70	285 177.50 39,900.00
David Toms.....	T31	67-75-71-72	285 177.50 39,900.00
Bo Van Pelt.....	T31	70-74-66-75	285 177.50 39,900.00
Mike Weir.....	T31	71-71-72-71	285 177.50 39,900.00
Fred Couples.....	T41	71-76-69-70	286 140.00 27,750.00
Ben Crane.....	T41	74-73-69-70	286 140.00 27,750.00
Rod Pamplung.....	T41	68-73-69-76	286 140.00 27,750.00
Justin Rose.....	T41	73-72-69-72	286 140.00 27,750.00
Boo Weekley.....	T41	75-70-74-67	286 140.00 27,750.00
Chad Campbell.....	T46	72-75-70-70	287 112.50 20,400.00
Bob Estes.....	T46	73-74-70-70	287 112.50 20,400.00
Davis Love III.....	T46	70-75-72-70	287 112.50 20,400.00
John Mallinger.....	T46	74-72-70-71	287 112.50 20,400.00
Tim Petrovic.....	T46	69-76-74-68	287 112.50 20,400.00
Chris Riley.....	T46	72-75-70-70	287 112.50 20,400.00
Harrison Frazer.....	T52	73-71-72-72	288 82.50 17,400.00

Player	Pos.	Score	Official Money
Jerry Kelly.....	T52	72-74-76-66	288 82.50 \$17,400.00
Anthony Kim.....	T52	75-71-71-71	288 82.50 17,400.00
Phil Mickelson.....	T52	70-75-74-69	288 82.50 17,400.00
Kenny Perry.....	T52	71-75-71-71	288 82.50 17,400.00
Kevin Sutherland.....	T52	69-76-75-68	288 82.50 17,400.00
Cameron Beckman.....	T58	70-72-74-73	289 52.50 16,425.00
Daniel Chopra.....	T58	77-69-71-72	289 52.50 16,425.00
James Nitties.....	T58	71-75-73-70	289 52.50 16,425.00
Adam Scott.....	T58	75-72-72-70	289 52.50 16,425.00
Kevin Streelman.....	T58	68-78-69-74	289 52.50 16,425.00
Mark Wilson.....	T58	72-75-72-70	289 52.50 16,425.00
Bill Lunde.....	T64	70-73-71-76	290 30.00 15,750.00
John Senden.....	T64	72-73-71-74	290 30.00 15,750.00
Vaughn Taylor.....	T64	71-76-69-74	290 30.00 15,750.00
J.J. Henry.....	T67	72-73-74-72	291 15.00 15,300.00
Brett Quigley.....	T67	70-77-72-72	291 15.00 15,300.00
Charlie Wi.....	T67	73-73-73-72	291 15.00 15,300.00
Retief Goosen.....	T70	70-74-74-74	292 4.90 14,850.00
Charles Howell III.....	T70	76-70-72-74	292 4.90 14,850.00
Ryan Moore.....	T70	68-78-77-69	292 4.90 14,850.00
Alex Cejka.....	T73	71-72-77-73	293 4.60 14,400.00
Jeff Overton.....	T73	72-71-77-73	293 4.60 14,400.00
John Rollins.....	T73	71-73-73-76	293 4.60 14,400.00
Joe Ogilvie.....	T76	73-72-78-76	299 4.40 14,100.00
Todd Hamilton.....	T77	71-74-79-76	300 4.30 13,950.00

The following players did not finish (C=cut, W=withdrew)

C—148-Matt Bettencourt, Jason Bohn, Mark Calcavecchia, Nathan Green, George McNeill, John Merrick, Bubba Watson, **149**-Stephen Ames, K.J. Choi, Scott McCarron, Bryce Molder, Rory Sabbatini, **150**-Aaron Baddeley, Briny Baird, James Driscoll, Jason Dufner, Robert Garrigus, Jeff Maggert, Geoff Ogilvy, Vijay Singh, Kevin Stadler, D.J. Trahan, **151**-Brian Davis, Jeff Klauk, Marc Leishman, Pat Perez, **152**-Michael Allen, Woody Austin, Angel Cabrera, Tim Herron, **153**-Nick O'Hern, Ted Purdy, **154**-David Mathis, Sean O'Hair, Scott Piercy, **156**-Greg Chalmers, Lucas Glover, Ryuji Imada, Jeff Quinney, **157**-Chris DiMarco, **158**-Roland Thatcher, **159**-Ben Curtis, **W—78**-Mathew Goggin, **77**-Chris Stroud, **75**-Camilo Villegas, **69**-Michael Letzig, **D—72**-Steve Flesch.

Championship Summaries

2010



Matt Kuchar

Ridgewood CC
Paramus, NJ

August 23-29, 2010

FedExCup Points: 2,500 (1st)
Par/Yards: 35-36--71/ 7,319

Purse: \$7,500,000

LEADERS		First Round	Second Round	Third Round	
Vaughn Taylor65 (-6)	Jason Day134 (-8)	Martin Laird201 (-12)
Tiger Woods65 (-6)	Kevin Streelman135 (-7)	Jason Day204 (-9)
Brian Gay66 (-5)	Vaughn Taylor135 (-7)	Dustin Johnson204 (-9)
Ryan Palmer66 (-5)	Stewart Cink136 (-6)	Adam Scott205 (-8)
Adam Scott66 (-5)	Martin Laird136 (-6)	Matt Kuchar 206 (-7)
Matt Kuchar 68 (T20)	John Senden136 (-6)	Ryan Palmer206 (-7)
		Matt Kuchar 137 (-5)	Justin Rose206 (-7)
				John Senden206 (-7)
				Kevin Streelman206 (-7)
				Vaughn Taylor206 (-7)

CUT: 72 players at even-par 142 from a field of 121 professionals.

WEATHER: Partly sunny Thursday. High of 83. Winds NW at 8-20 mph. Players were allowed preferred lies in closely mown areas due to heavy rains in recent days.

Sunny Friday, with comfortable temperatures and low humidity. High near 80, with NW winds at 6-12mph. Sunny and pleasant Saturday. High in the low-80s. Winds NNW at 4-8 mph. Sunny Sunday. High in the lower-90s. Winds WNW at 5-10 mph.

Player	Pos.	Score	Official Money
MATT KUCHAR	1	68-69-69-66	272 2,500.00 \$1,350,000.00
Martin Laird	2	69-67-65-71	272 1,500.00 810,000.00
Kevin Streelman	3	72-63-71-68	274 875.00 435,000.00
Steve Stricker	3	70-70-68-66	274 875.00 435,000.00
Jason Day	5	67-67-70-71	275 481.25 263,437.50
Ryan Palmer	5	66-74-66-69	275 481.25 263,437.50
Rory Sabbatini	5	68-74-69-64	275 481.25 263,437.50
Vaughn Taylor	5	65-70-71-69	275 481.25 263,437.50
Dustin Johnson	9	71-69-64-72	276 375.00 202,500.00
Adam Scott	9	66-71-68-71	276 375.00 202,500.00
Heath Slocum	19	67-71-70-68	276 375.00 202,500.00
Paul Casey	112	69-69-70-69	277 303.33 157,500.00
Ben Crane	112	67-70-73-67	277 303.33 157,500.00
Tiger Woods	112	65-73-72-67	277 303.33 157,500.00
Angel Cabrera	115	68-71-69-70	278 267.50 116,250.00
Stewart Cink	115	67-69-73-69	278 267.50 116,250.00
Luke Donald	115	70-72-68-68	278 267.50 116,250.00
Ian Poulter	115	70-72-66-70	278 267.50 116,250.00
Justin Rose	115	72-69-65-72	278 267.50 116,250.00
John Senden	115	67-69-70-72	278 267.50 116,250.00
Chris Couch	121	67-72-72-68	279 237.50 75,000.00
Brian Gay	121	66-72-71-70	279 237.50 75,000.00
Retief Goosen	121	70-70-69-70	279 237.50 75,000.00
Zach Johnson	121	69-69-71-70	279 237.50 75,000.00
Tim Petrovic	121	68-69-75-67	279 237.50 75,000.00

Player	Pos.	Score	Official Money
D.J. Trahan	T21	67-71-72-69	279 237.50 \$75,000.00
J.P. Hayes	T27	72-69-67-72	280 212.50 54,375.00
Charley Hoffman	T27	68-72-70-70	280 212.50 54,375.00
Ryuji Imada	T27	72-65-70-73	280 212.50 54,375.00
Charlie Wi	T27	69-70-69-72	280 212.50 54,375.00
Greg Chalmers	T31	70-71-69-71	281 190.00 44,475.00
Davis Love III	T31	67-74-72-68	281 190.00 44,475.00
Hunter Mahan	T31	70-71-69-71	281 190.00 44,475.00
Sean O'Hair	T31	69-70-72-70	281 190.00 44,475.00
Bubba Watson	T31	71-70-70-70	281 190.00 44,475.00
Bryce Molder	T36	72-67-74-69	282 150.00 30,784.10
Stephen Ames	T36	73-68-69-72	282 150.00 30,784.09
Rickie Fowler	T36	71-70-67-74	282 150.00 30,784.09
Marc Leishman	T36	70-70-71-71	282 150.00 30,784.09
Justin Leonard	T36	71-71-71-69	282 150.00 30,784.09
Troy Matteson	T36	71-69-70-72	282 150.00 30,784.09
Kevin Na	T36	72-69-69-72	282 150.00 30,784.09
Michael Sim	T36	69-70-71-72	282 150.00 30,784.09
Webb Simpson	T36	72-65-72-73	282 150.00 30,784.09
Josh Teater	T36	68-71-70-73	282 150.00 30,784.09
Nick Watney	T36	69-71-72-70	282 150.00 30,784.09
Robert Allenby	T47	73-67-74-69	283 110.00 19,830.00
Bill Haas	T47	69-73-67-74	283 110.00 19,830.00
Padraig Harrington	T47	69-68-71-75	283 110.00 19,830.00
D.A. Points	T47	70-70-72-71	283 110.00 19,830.00

Player	Pos.	Score	Official Money
Y.E. Yang	T47	73-67-74-69	283 110.00 \$19,830.00
Stuart Appleby	T52	70-71-71-72	284 87.50 17,587.50
Robert Garrigus	T52	69-72-69-74	284 87.50 17,587.50
Andres Romero	T52	73-69-70-72	284 87.50 17,587.50
Jimmy Walker	T52	68-74-71-71	284 87.50 17,587.50
Aaron Baddeley	T56	72-70-72-71	285 67.50 16,875.00
Jonathan Byrd	T56	67-72-75-71	285 67.50 16,875.00
Rory McIlroy	T56	68-74-71-72	285 67.50 16,875.00
Jeff Overton	T56	68-73-73-71	285 67.50 16,875.00
Chad Campbell	T60	72-69-72-73	286 47.50 16,275.00
Brian Davis	T60	72-70-75-69	286 47.50 16,275.00
Matt Jones	T60	72-70-70-74	286 47.50 16,275.00
Pat Perez	T60	67-73-70-76	286 47.50 16,275.00
Chad Collins	T64	68-74-73-72	287 27.50 15,675.00
David Duval	T64	68-72-72-75	287 27.50 15,675.00
Spencer Levin	T64	72-69-73-73	287 27.50 15,675.00
Camilo Villegas	T64	67-74-71-75	287 27.50 15,675.00
John Merrick	T68	73-69-73-73	288 10.00 15,150.00
Kenny Perry	T68	72-70-75-71	288 10.00 15,150.00
Scott Verplank	T68	67-75-73-73	288 10.00 15,150.00
Ernie Els	71	71-71-73-74	289 4.90 14,850.00
J.J. Henry	72	68-73-77-73	291 4.80 14,700.00

#Won with a birdie-3 on the first playoff hole

The following players did not finish (C=cut, W=withdrew)

C—143-Briny Baird, Cameron Beckman, K.J. Choi, Tom Gillis, J.B. Holmes, Fredrik Jacobson, Steve Marino, Scott Piercy, Kevin Sutherland, Dean Wilson, **144**-Tim Clark, Charles Howell III, Michael Letzig, Geoff Ogilvy, Vijay Singh, Brandt Snedeker, David Toms, **145**-Woody Austin, Ricky Barnes, Ben Curtis, Bob Estes, Derek Lamely, Ryan Moore, Alex Prugh, Chris Riley, Bo Van Pelt, Boo Weekley, **146**-Brendon de Jonge, Steve Elkington, Lucas Glover, Phil Mickelson, Carl Pettersson, John Rollins, Garrett Willis, **147**-Alex Cejka, Jerry Kelly, **148**-Graham DeLaet, Anthony Kim, Kevin Stadler, **149**-Matt Bettencourt, Jason Bohn, Jason Dufner, Nathan Green, Shaun Michael, **150**-Bill Lunde, **152**-Kris Blanks, Joe Ogilvie, **153**-Blake Adams, **W**—79-Jeff Maggert.

Championship Summaries

2011



Dustin Johnson

Plainfield CC
Edison, NJ

August 22-28, 2011

FedExCup Points: 2,500 (1st)
Par/Yards: 35-36--71/ 6,964

Purse: \$8,000,000

LEADERS		First Round	Second Round	Third Round
	Matt Kuchar.....	63 (-8)	Matt Kuchar.....	128 (-14)
	Harrison Frazer.....	64 (-7)	Dustin Johnson.....	129 (-13)
	William McGirt.....	64 (-7)	Vijay Singh.....	129 (-13)
	Jonathan Byrd.....	65 (-6)	Jonathan Byrd.....	131 (-11)
	Padraig Harrington.....	65 (-6)	Aaron Baddeley.....	132 (-10)
	Vijay Singh.....	65 (-6)	Padraig Harrington.....	132 (-10)
	Chris Stroud.....	65 (-6)	Charley Hoffman.....	132 (-10)
	Dustin Johnson.....	66 (-5)	Justin Rose.....	132 (-10)
				Dustin Johnson.....
				Matt Kuchar.....
				Vijay Singh.....
				Brandt Snedeker.....
				Jonathan Byrd.....

CUT: 72 players at 4-under 138 from a field of 123 professionals.

WEATHER: Thursday: Play was suspended at 10:29 a.m. due to dangerous weather conditions. Play resumed at 1:45 p.m. and was then suspended due to darkness at 7:38 p.m., with 51 players yet to complete their round. Partly cloudy skies with highs in the mid-80s. Winds E at 5-10 mph. Friday: The first round resumed at 7:15 a.m. and was completed at 9:12 a.m. The second round began at 7:45 a.m., 30 minutes later

than originally scheduled. Partly cloudy, with a high of 86. Winds SE at 5-10 mph. Due to the impending impact of Hurricane Irene, which was scheduled to hit the tri-state area the next day, PGA TOUR officials decided at noon Friday to reduce the tournament to 54 holes, with the final round played on Saturday. Saturday: Players teed off of split tees from 7 a.m. to 8:50 a.m. Mostly cloudy skies with intermittent morning showers. High of 78. Winds E at 8-12 mph in the morning increasing to 10-20 mph in the afternoon.

Player	Pos.	Score	Official Money
DUSTIN JOHNSON	1	66-63-65	194 2,500.00 \$1,440,000.00
Matt Kuchar.....	2	63-65-68	196 1,500.00 864,000.00
Vijay Singh.....	3	65-64-68	197 875.00 464,000.00
Brandt Snedeker.....	3	70-66-61	197 875.00 464,000.00
Jonathan Byrd.....	5	65-66-67	198 550.00 320,000.00
Brian Davis.....	6	69-66-64	199 443.75 259,000.00
Justin Rose.....	6	67-65-67	199 443.75 259,000.00
Camilo Villegas.....	6	68-66-65	199 443.75 259,000.00
Y.E. Yang.....	6	70-66-63	199 443.75 259,000.00
Charley Hoffman.....	10	66-66-68	200 350.00 200,000.00
Webb Simpson.....	10	71-66-63	200 350.00 200,000.00
Nick Watney.....	10	67-69-64	200 350.00 200,000.00
Aaron Baddeley.....	11	66-66-69	201 282.00 145,600.00
Jason Day.....	11	67-68-66	201 282.00 145,600.00
Padraig Harrington.....	11	65-67-69	201 282.00 145,600.00
Scott Piercy.....	11	72-65-64	201 282.00 145,600.00
Gary Woodland.....	11	70-66-65	201 282.00 145,600.00
Luke Donald.....	18	70-66-66	202 252.50 100,800.00
Charles Howell III.....	18	69-69-64	202 252.50 100,800.00
Ian Poulter.....	18	71-67-64	202 252.50 100,800.00
Rory Sabbatini.....	18	68-66-68	202 252.50 100,800.00
Chris Stroud.....	18	65-69-68	202 252.50 100,800.00
Jimmy Walker.....	18	71-64-67	202 252.50 100,800.00
Bill Haas.....	24	67-68-68	203 217.50 61,900.00

Player	Pos.	Score	Official Money
Jerry Kelly.....	T24	69-69-65	203 217.50 \$61,900.00
Anthony Kim.....	T24	68-67-68	203 217.50 61,900.00
William McGirt.....	T24	64-69-70	203 217.50 61,900.00
Kyle Stanley.....	T24	68-66-69	203 217.50 61,900.00
Steve Stricker.....	T24	69-68-66	203 217.50 61,900.00
Bo Van Pelt.....	T24	67-68-68	203 217.50 61,900.00
Mark Wilson.....	T24	69-66-68	203 217.50 61,900.00
Kevin Chappell.....	T32	67-69-68	204 170.00 39,781.82
K.J. Choi.....	T32	70-67-67	204 170.00 39,781.82
Ernie Els.....	T32	68-69-67	204 170.00 39,781.82
Trevor Immelman.....	T32	67-70-67	204 170.00 39,781.82
Fredrik Jacobson.....	T32	67-68-69	204 170.00 39,781.82
Marc Leishman.....	T32	69-68-67	204 170.00 39,781.82
Carl Pettersson.....	T32	69-66-69	204 170.00 39,781.82
Kevin Streelman.....	T32	69-66-69	204 170.00 39,781.82
Cameron Tringale.....	T32	74-63-67	204 170.00 39,781.82
Sergio Garcia.....	T32	68-66-70	204 170.00 39,781.81
Bill Lunde.....	T32	69-69-66	204 170.00 39,781.81
Arjun Atwal.....	T43	67-71-67	205 120.00 23,840.00
Greg Chalmers.....	T43	70-68-67	205 120.00 23,840.00
Hunter Mahan.....	T43	68-69-68	205 120.00 23,840.00
Graeme McDowell.....	T43	72-65-68	205 120.00 23,840.00
John Merrick.....	T43	68-68-69	205 120.00 23,840.00
Phil Mickelson.....	T43	67-70-68	205 120.00 23,840.00

Player	Pos.	Score	Official Money
Ryan Palmer.....	T43	66-72-67	205 120.00 \$23,840.00
Josh Teater.....	T43	72-66-67	205 120.00 23,840.00
Charlie Wi.....	T43	69-67-69	205 120.00 23,840.00
Robert Allenby.....	T52	67-68-71	206 82.50 18,560.00
Chad Campbell.....	T52	67-67-72	206 82.50 18,560.00
Rickie Fowler.....	T52	71-67-68	206 82.50 18,560.00
Jim Furyk.....	T52	71-66-69	206 82.50 18,560.00
Robert Karlsson.....	T52	68-68-70	206 82.50 18,560.00
D.J. Trahan.....	T52	67-70-69	206 82.50 18,560.00
Kris Blanks.....	T58	67-69-71	207 52.50 17,520.00
Brendon de Jonge.....	T58	68-68-71	207 52.50 17,520.00
Harrison Frazer.....	T58	64-69-74	207 52.50 17,520.00
J.J. Henry.....	T58	67-70-70	207 52.50 17,520.00
Ryuji Imada.....	T58	70-67-70	207 52.50 17,520.00
Martin Laird.....	T58	71-67-69	207 52.50 17,520.00
Bryce Molder.....	T64	70-68-70	208 30.00 16,800.00
Andres Romero.....	T64	72-66-70	208 30.00 16,800.00
Kevin Stadler.....	T64	68-70-70	208 30.00 16,800.00
David Hearn.....	T67	67-69-73	209 15.00 16,320.00
Joe Ogilvie.....	T67	68-70-71	209 15.00 16,320.00
Adam Scott.....	T67	66-67-76	209 15.00 16,320.00
Jhonattan Vegas.....	70	70-66-74	210 5.00 16,000.00
Steve Marino.....	71	72-65-74	211 4.90 15,840.00
Retief Goosen.....	72	68-68-76	212 4.80 15,680.00

The following players did not finish (C=cut, W=withdrew)

C—139-Ricky Barnes, Michael Bradley, Ben Crane, Brian Gay, Chris Kirk, Davis Love III, Troy Matteson, Ryan Moore, Kevin Na, D.A. Points, Chez Reavie, John Rollins, John Senden, Heath Slocum, Michael Thompson, David Toms, **140**-Stewart Cink, Jason Dufner, Tim Herron, Brandt Jobe, Billy Mayfair, George McNeill, Geoff Ogilvy, Scott Stallings, Bubba Watson, **141**-Blake Adams, Tommy Gainey, Zach Johnson, Spencer Levin, Rod Pampling, Brendan Steele, **142**-Nick O'Hern, Johnson Wagner, **143**-Matt Bettencourt, Steven Bowditch, Keegan Bradley, Chris DiMarco, James Driscoll, Robert Garrigus, Tom Gillis, **144**-Paul Goydos, Hunter Haas, Jeff Overton, Vaughn Taylor, Scott Verplank, **145**-Lucas Glover, **146**-Sean O'Hair, **W—81**-Stuart Appleby, **79**-Pat Perez, **77**-Chris Couch, **71**-Steve Flesch.

Championship Summaries

2012



Nick Watney

Bethpage State Park
Farmingdale, NY

August 20-26, 2012

FedExCup Points: 2,500 (1st)
Par/Yards: 35-36--71/ 6,964

Purse: \$8,000,000

LEADERS	First Round	Second Round	Third Round
	Padraig Harrington 64 (-7)	Sergio Garcia 134 (-8)	Sergio Garcia 203 (-10)
	Brian Harman 65 (-6)	Nick Watney 134 (-8)	Nick Watney 205 (-8)
	Nick Watney 65 (-6)	Bob Estes 135 (-7)	Kevin Stadler 206 (-7)
	Gary Christian 66 (-5)	Vijay Singh 135 (-7)	Bob Estes 207 (-6)
	Sergio Garcia 66 (-5)	Pat Perez 136 (-6)	Brandt Snedeker 207 (-6)
	Pat Perez 66 (-5)	John Senden 136 (-6)	
	Jimmy Walker 66 (-5)		

CUT: 75 professionals at 1-over par 143 from a field of 123 professionals.

WEATHER: Thursday: Partly to mostly sunny skies with highs in the lower 80s. Winds from the south 6-12 mph. Friday: Mostly sunny with a high of 85. Winds from the south at 6-12 mph. Saturday: Partly cloudy with a high of 80. Winds E-SE at 8-15 mph. Sunday: Mostly sunny skies in the morning changing to partly cloudy in the afternoon with a high of 80. Winds E-SE 6-12 mph.

Player	Pos.	Score	Official Money	Player	Pos.	Score	Official Money	Player	Pos.	Score	Official Money			
NICK WATNEY1	65-69-71-69	274	2,500.00	\$1,440,000.00	Jason DayT24	70-70-77-66	283	207.50	\$56,700.00	Red PamplungT46	70-73-74-69	286	107.50	\$21,080.00
Brandt Snedeker2	70-69-68-70	277	1,500.00	854,000.00	Harris EnglishT24	70-69-71-73	283	207.50	56,700.00	Justin RoseT46	67-72-79-68	286	107.50	21,080.00
Sergio GarciaT3	66-68-69-75	278	875.00	464,000.00	Rickie FowlerT24	67-70-75-71	283	207.50	56,700.00	Vijay SinghT46	68-67-76-75	286	107.50	21,080.00
Dustin JohnsonT3	67-71-72-68	278	875.00	464,000.00	Rory McIlroyT24	69-73-69-72	283	207.50	56,700.00	Ernie ElsT54	68-72-72-75	287	67.50	18,000.00
Graham DeLaetT5	75-67-72-65	279	481.25	281,000.00	Ryan MooreT24	69-69-70-75	283	207.50	56,700.00	Brian GayT54	71-72-72-72	287	67.50	18,000.00
Brian HarmanT5	65-75-68-71	279	481.25	281,000.00	Ryan PalmerT24	75-68-68-72	283	207.50	56,700.00	Charles Howell IIIT54	71-69-77-70	287	67.50	18,000.00
Louis OosthuizenT5	70-71-68-70	279	481.25	281,000.00	Carl PetterssonT24	73-66-73-71	283	207.50	56,700.00	Troy KellyT54	74-66-74-73	287	67.50	18,000.00
Lee WestwoodT5	69-72-68-70	279	481.25	281,000.00	Charl SchwartzelT24	71-69-69-74	283	207.50	56,700.00	Sean O'HairT54	71-72-73-71	287	67.50	18,000.00
Greg Chalmers9	70-70-68-72	280	400.00	232,000.00	Scott StallingsT24	72-70-71-70	283	207.50	56,700.00	John RollinsT54	72-69-74-72	287	67.50	18,000.00
Bud CauleyT10	71-71-72-67	281	302.77	160,888.89	Bo Van PeltT24	70-69-74-70	283	207.50	56,700.00	Henrik StensonT54	73-65-78-71	287	67.50	18,000.00
Tim ClarkT10	70-72-67-72	281	302.77	160,888.89	John HuhT36	70-67-77-70	284	172.50	40,200.00	Steve StrickerT54	69-71-73-74	287	67.50	18,000.00
Luke DonaldT10	68-74-69-70	281	302.77	160,888.89	Ian PoulterT36	68-71-76-69	284	172.50	40,200.00	Adam Scott62	70-69-74-75	288	45.00	17,280.00
Bob EstesT10	69-66-72-74	281	302.77	160,888.89	Tommy GaineyT38	70-70-73-72	285	147.50	32,000.00	Kevin StrelmanT63	69-72-76-72	289	37.50	17,040.00
Tom GillisT10	69-72-68-72	281	302.77	160,888.89	Zach JohnsonT38	68-75-72-70	285	147.50	32,000.00	Michael ThompsonT63	71-68-77-73	289	37.50	17,040.00
David HearnT10	70-73-67-71	281	302.77	160,888.89	Matt KucharT38	72-68-73-72	285	147.50	32,000.00	Blake AdamsT65	71-69-78-72	290	27.50	16,720.00
William McGirtT10	68-74-67-72	281	302.77	160,888.89	Phil MickelsonT38	68-74-67-76	285	147.50	32,000.00	Troy MattesonT65	68-73-76-73	290	27.50	16,720.00
Bubba WatsonT10	70-70-70-71	281	302.77	160,888.89	Greg OwenT38	68-73-72-72	285	147.50	32,000.00	Trevor ImmelmanT67	75-66-75-75	291	12.50	16,240.00
Kevin StadlerT10	72-69-65-75	281	302.77	160,888.88	Pat PerezT38	66-70-77-72	285	147.50	32,000.00	Fredrik JacobsonT67	71-68-79-73	291	12.50	16,240.00
Padraig HarringtonT19	64-75-75-68	282	250.00	96,960.00	Jimmy WalkerT38	66-74-74-71	285	147.50	32,000.00	George McNeillT67	67-76-71-77	291	12.50	16,240.00
J.B. HolmesT19	71-69-73-69	282	250.00	96,960.00	Tiger WoodsT38	68-69-72-76	285	147.50	32,000.00	Seung-Yul NohT67	71-71-78-71	291	12.50	16,240.00
Geoff OgilvyT19	70-72-69-71	282	250.00	96,960.00	Jonas BlixtT46	67-73-73-73	286	107.50	21,080.00	Robert GarrigusT71	73-68-77-74	292	4.85	15,760.00
John SendenT19	68-68-72-74	282	250.00	96,960.00	Gary ChristianT46	66-71-77-72	286	107.50	21,080.00	Martin LairdT71	70-68-77-77	292	4.85	15,760.00
Josh TeaterT19	72-71-69-70	282	250.00	96,960.00	Chris KirkT46	68-71-76-71	286	107.50	21,080.00	K.J. ChoiT73	67-71-80-75	293	4.65	15,440.00
Ricky BarnesT24	71-72-70-70	283	207.50	56,700.00	Billy MayfairT46	71-72-71-72	286	107.50	21,080.00	Jeff MaggertT73	69-74-74-76	293	4.65	15,440.00
Roberto CastroT24	76-67-69-71	283	207.50	56,700.00	Bryce MolderT46	70-73-71-72	286	107.50	21,080.00	James DriscollT75	73-70-75-77	295	4.50	15,200.00

The following players did not finish (C=cut, W=withdrew)

C--144-Robert Allenby, Keegan Bradley, Chad Campbell, Will Claxton, Ben Crane, Ben Curtis, Ken Duke, Martin Flores, Jim Furyk, J.J. Henry, Kevin Na, Webb Simpson, Kyle Stanley, **145**-Brendon de Jonge, John Mallinger, Jeff Overton, D.A. Points, Heath Slocum, **146**-Jonathan Byrd, Bill Haas, Graeme McDowell, Scott Piercy, David Toms, **147**-Marc Leishman, Hunter Mahan, John Merrick, Chris Stroud, Daniel Summerhays, Cameron Tringale, Mark Wilson, **148**-Brian Davis, Colt Knost, Davis Love III, Andres Romero, **149**-Kevin Chappell, Harrison Frazer, Rory Sabbatini, **150**-Aaron Baddeley, Dicky Pride, Johnson Wagner, **151**-Charley Hoffman, Ted Potter, Jr., Charlie Wi, **152**-Jerry Kelly, **154**-Boo Weekley, **155**-Sang-Moon Bae. **W**--78-Jason Bohn, 75-Matt Every.

Championship Summaries

2013



Adam Scott

Liberty National GC
Jersey City, NJ

August 19-25, 2013

FedExCup Points: 2,500 (1st)
Par/Yards: 36-35--71/ 7,353

Purse: \$8,000,000

LEADERS	First Round	Second Round	Third Round
	Kevin Stadler.....64 (-7)	Matt Kuchar.....131 (-11)	Matt Kuchar.....201 (-12)
	Ryan Palmer.....65 (-6)	Webb Simpson.....133 (-9)	Gary Woodland.....201 (-12)
	Henrik Stenson.....65 (-6)	Gary Woodland.....133 (-9)	Kevin Chappell.....202 (-11)
	Camilo Villegas.....65 (-6)	Keegan Bradley.....135 (-7)	David Lynn.....205 (-8)
	Jason Day.....66 (-5)	Rickie Fowler.....135 (-7)	Tiger Woods.....205 (-8)
	Matt Kuchar.....66 (-5)	Charl Schwartzel.....135 (-7)	Adam Scott.....207 (-6)
	Adam Scott.....69 (-2)	Adam Scott.....135 (-7)	

CUT: 74 players at even-par 142 from a field of 123 professionals.

WEATHER: Thursday: Mostly cloudy, with periodic thunderstorms and showers. High of 86. Winds SSW at 10-18 mph. Officials suspended play due to a dangerous weather situation at 8:33 a.m., with play resuming at 11:05 a.m. Play was suspended due to bad weather again at 12:47 p.m., resuming at 4:15 p.m. Play was suspended due to darkness at 7:43 p.m. Friday: Partly cloudy and less humid. High of 85. Winds

N at 10-20 mph. The first round resumed at 7:02 a.m. The second round began at 10:20 a.m., and was suspended due to darkness at 7:45 p.m., with 40 players yet to finish their rounds. Saturday: Mostly sunny and pleasant. High of 80. Winds E at 6-12 mph. The second round resumed at 7:27 a.m. and the third round began at 10:43 a.m. The third round was played in threesomes off of split tees. Sunday: Mostly sunny. High of 82. Winds SSE at 8-15 mph.

Player	Pos.	Score	Official Money
ADAM SCOTT1	69-66-72-66	273	\$1,440,000.00
Graham DeLaet.....T2	67-73-69-65	274	528,000.00
Justin Rose.....T2	68-68-70-68	274	528,000.00
Gary Woodland.....T2	69-64-68-73	274	528,000.00
Tiger Woods.....T2	67-69-69-69	274	528,000.00
Jim Furyk.....T6	70-66-70-69	275	268,000.00
Phil Mickelson.....T6	71-69-70-65	275	268,000.00
D.A. Points.....T6	70-72-66-67	275	268,000.00
Matt Every.....T9	67-72-69-68	276	208,000.00
Rickie Fowler.....T9	71-64-71-70	276	208,000.00
Jason Kokrak.....T9	70-69-70-67	276	208,000.00
Nick Watney.....T9	68-70-69-69	276	208,000.00
Rory Sabbatini.....T13	71-67-71-68	277	160,000.00
Bubba Watson.....T13	68-70-68-71	277	160,000.00
Kevin Chappell.....T15	68-72-62-76	278	132,000.00
John Huh.....T15	73-64-71-70	278	132,000.00
Webb Simpson.....T15	67-66-74-71	278	132,000.00
Daniel Summerhays.....T15	70-69-69-70	278	132,000.00
Brendon de Jonge.....T19	67-69-72-71	279	93,600.00
Matt Kuchar.....T19	66-65-70-78	279	93,600.00
David Lynn.....T19	71-65-69-74	279	93,600.00
Rory McIlroy.....T19	71-65-71-72	279	93,600.00
Jordan Spieth.....T19	70-68-68-73	279	93,600.00
Kevin Streelman.....T19	70-68-68-73	279	93,600.00
Roberto Castro.....T25	70-70-69-71	280	58,500.00

Player	Pos.	Score	Official Money
Jason Day.....T25	66-73-71-70	280	\$58,500.00
Bill Haas.....T25	73-66-71-70	280	58,500.00
Hunter Mahan.....T25	69-68-72-71	280	58,500.00
Bryce Molder.....T25	69-69-72-70	280	58,500.00
Ryan Moore.....T25	67-72-69-72	280	58,500.00
Charl Schwartzel.....T25	68-67-74-71	280	58,500.00
Lee Westwood.....T25	73-68-71-68	280	58,500.00
Keegan Bradley.....T33	72-63-74-72	281	44,200.00
Charles Howell III.....T33	72-66-73-70	281	44,200.00
Matt Jones.....T33	71-68-72-70	281	44,200.00
Chris Stroud.....T33	73-66-70-72	281	44,200.00
Greg Chalmers.....T37	73-69-66-74	282	36,800.00
Jason Dufner.....T37	71-70-71-70	282	36,800.00
Sergio Garcia.....T37	70-66-71-75	282	36,800.00
Freddie Jacobson.....T37	68-68-74-72	282	36,800.00
Stuart Appleby.....T41	69-71-72-71	283	32,000.00
Luke Donald.....T41	67-72-72-72	283	32,000.00
Aaron Baddeley.....T43	69-72-66-77	284	24,960.00
Erik Compton.....T43	72-70-72-70	284	24,960.00
Brian Gay.....T43	68-72-77-67	284	24,960.00
George McNeill.....T43	71-68-76-69	284	24,960.00
Scott Piercy.....T43	72-70-69-73	284	24,960.00
Kevin Stadler.....T43	64-73-76-71	284	24,960.00
Henrik Stenson.....T43	65-73-75-71	284	24,960.00
Martin Kaymer.....T50	68-70-75-72	285	19,480.00

Player	Pos.	Score	Official Money
John Merrick.....T50	69-73-70-73	285	\$19,480.00
Kyle Stanley.....T50	70-67-76-72	285	19,480.00
Nicholas Thompson.....T50	67-74-72-72	285	19,480.00
Martin Flores.....T54	71-69-77-69	286	18,320.00
Carl Pettersson.....T54	68-73-73-72	286	18,320.00
Camilo Villegas.....T54	65-73-72-76	286	18,320.00
Jimmy Walker.....T54	68-73-72-73	286	18,320.00
Jonas Blixt.....T58	69-67-70-81	287	17,680.00
Bob Estes.....T58	72-68-74-73	287	17,680.00
Cameron Tringale.....T58	74-67-73-73	287	17,680.00
Boo Weekley.....T58	69-72-75-71	287	17,680.00
Scott Brown.....T62	70-70-78-70	288	17,120.00
Scott Langley.....T62	72-69-76-71	288	17,120.00
John Senden.....T62	71-71-71-75	288	17,120.00
Geoff Ogilvy.....T65	68-73-77-71	289	16,800.00
Jeff Overton.....T66	68-74-74-74	290	16,560.00
Ryan Palmer.....T66	65-73-75-77	290	16,560.00
K.J. Choi.....T68	71-71-73-76	291	16,240.00
Stewart Cink.....T68	70-70-79-72	291	16,240.00
Charley Hoffman.....T70	68-71-79-74	292	16,000.00
Marc Leishman.....T71	72-70-75-77	294	15,840.00
David Hearn.....T72	73-68-79-75	295	15,520.00
Martin Laird.....T72	74-68-77-76	295	15,520.00
Josh Teater.....T72	68-72-76-79	295	15,520.00

The following players did not finish (C=cut, W=withdrew)

C—143-Charlie Beljan, Brian Davis, Harris English, Derek Ernst, Robert Garrigus, Luke Guthrie, Russell Henley, J.J. Henry, Morgan Hoffmann, Dustin Johnson, Jerry Kelly, Graeme McDowell, William McGirt, Brandt Snedeker, Brendan Steele, **144**-Ken Duke, James Hahn, Billy Horschel, Chris Kirk, Richard H. Lee, Jeff Maggert, Charlie Wi, **145**-Pat Perez, Ted Potter, Jr., Ian Poulter, Johnson Wagner, **146**-Sang-Moon Bae, Scott Stallings, Bo Van Pelt, **147**-Jason Bohn, Ernie Els, D.H. Lee, Chez Reavie, Brian Stuard, Mark Wilson, **148**-James Driscoll, Brian Harman, Justin Leonard, Patrick Reed, Andres Romero, **149**-Steven Bowditch, Tim Clark, **151**-John Rollins, **152**-Angel Cabrera, **159**-Michael Thompson. **W—78**-David Lingmerth, Justin Hicks, **71**-Lucas Glover, **67**-Ben Crane.

Championship Summaries

2014



Hunter Mahan

Ridgewood CC
Paramus, NJ

August 18-24, 2014

FedExCup Points: 2,500 (1st)
Par/Yards: 35-36--71/ 7,319

Purse: \$8,000,000

LEADERS		First Round	Second Round	Third Round
	Bo Van Pelt	65 (-6)	Adam Scott	134 (-8)
	Paul Casey	66 (-5)	Cameron Tringale	134 (-8)
	Jim Furyk	66 (-5)	Kevin Chappell	135 (-7)
	Charles Howell III	66 (-5)	Jim Furyk	135 (-7)
	Hunter Mahan	66 (-5)	Brendon Todd	135 (-7)
	Ben Martin	66 (-5)	Hunter Mahan	137 (-5)
	Brendon Todd	66 (-5)		
	Cameron Tringale	66 (-5)		
	Brendon de Jonge	66 (-5)		
			Jason Day	204 (-9)
			Jim Furyk	204 (-9)
			Hunter Mahan	205 (-8)
			Kevin Chappell	206 (-7)
			Morgan Hoffmann	206 (-7)
			Matt Kuchar	206 (-7)
			Kevin Na	206 (-7)
			Brendon Todd	206 (-7)
			Cameron Tringale	206 (-7)
			Bo Van Pelt	206 (-7)

CUT: 79 professionals at even-par-142 from a field of 122 professionals.

WEATHER: Thursday: Mostly cloudy, with a high of 82. Wind SSE at 10 mph. Friday: Mostly cloudy, with a high of 79. Wind ESE at 10 mph. Saturday: Mostly cloudy, with a high of 75. Wind SE at 10 mph. Sunday: Partly cloudy, with a high of 82. Wind SE 8-10 mph.

Player	Pos.	Score	Official Money	Player	Pos.	Score	Official Money	Player	Pos.	Score	Official Money			
HUNTER MAHAN	1	66-71-68-65	270/-142,500.00	\$1,440,000.00	John Senden	T22	68-71-74-66	279/-5227.50	70,200.00	Seung-Yul Noh	T53	68-72-70-73	283/-1 82.50	18,520.00
Stuart Appleby	T2	73-66-68-65	272/-121,083.33	597,333.34	Jordan Spieth	T22	70-70-72-67	279/-5227.50	70,200.00	Jeff Overton	T53	72-71-70-70	283/-1 82.50	18,520.00
Jason Day	T2	72-64-68-68	272/-121,083.33	597,333.33	Kevin Chappell	T30	68-67-71-74	280/-4187.50	46,500.00	Sergio Garcia	T57	71-68-71-74	284/E 62.50	17,840.00
Cameron Tringale	T2	66-68-72-66	272/-121,083.33	597,333.33	Charley Hoffman	T30	73-69-69-69	280/-4187.50	46,500.00	Brian Harman	T57	69-74-68-73	284/E 62.50	17,840.00
Ernie Els	T5	68-68-71-66	273/-11500.00	292,000.00	Scott Langley	T30	70-68-76-66	280/-4187.50	46,500.00	Brendan Steele	T57	71-71-69-73	284/E 62.50	17,840.00
Matt Kuchar	T5	68-70-68-67	273/-11500.00	292,000.00	Hideki Matsuyama	T30	68-70-72-70	280/-4187.50	46,500.00	Lee Westwood	T57	70-73-71-70	284/E 62.50	17,840.00
William McGirt	T5	68-71-68-66	273/-11500.00	292,000.00	Justin Rose	T30	68-70-70-72	280/-4187.50	46,500.00	Jason Bohn	T61	68-71-74-72	285/1 40.00	17,120.00
Jim Furyk	8	66-69-69-70	274/-10425.00	248,000.00	Charl Schwartzel	T30	69-70-71-70	280/-4187.50	46,500.00	Brendon de Jonge	T61	66-72-72-75	285/1 40.00	17,120.00
Rickie Fowler	T9	68-73-67-67	275/-9362.50	208,000.00	Shawn Stefani	T30	71-70-71-68	280/-4187.50	46,500.00	Russell Henley	T61	70-71-73-71	285/1 40.00	17,120.00
Morgan Hoffmann	T9	70-70-66-69	275/-9362.50	208,000.00	Bubba Watson	T30	68-70-71-71	280/-4187.50	46,500.00	Jason Kokrak	T61	70-71-71-73	285/1 40.00	17,120.00
Kevin Na	T9	70-66-70-69	275/-9362.50	208,000.00	David Hearn	T38	69-72-69-71	281/-3147.50	32,000.00	Boo Weekley	T61	72-66-71-74	285/1 40.00	17,120.00
Patrick Reed	T9	71-66-73-65	275/-9362.50	208,000.00	John Huh	T38	69-69-74-69	281/-3147.50	32,000.00	Retief Goosen	T66	69-69-74-74	286/2 22.50	16,560.00
Bo Van Pelt	T13	65-71-70-70	276/-8292.50	160,000.00	Jerry Kelly	T38	74-68-68-71	281/-3147.50	32,000.00	Jhonattan Vegas	T66	69-74-69-74	286/2 22.50	16,560.00
Gary Woodland	T13	73-66-69-68	276/-8292.50	160,000.00	Russell Knox	T38	67-69-74-71	281/-3147.50	32,000.00	Ricky Barnes	T68	68-75-70-76	289/5 12.50	16,240.00
Stewart Cink	T15	69-72-68-68	277/-7272.50	132,000.00	Danny Lee	T38	67-71-70-73	281/-3147.50	32,000.00	Vijay Singh	T68	69-73-71-76	289/5 12.50	16,240.00
Gonzalo Fdez-Castano	T15	70-69-68-70	277/-7272.50	132,000.00	Graeme McDowell	T38	70-68-71-72	281/-3147.50	32,000.00	Chesson Hadley	T70	74-69-70-78	291/7 5.00	16,000.00
Bill Haas	T15	70-70-70-67	277/-7272.50	132,000.00	Andres Romero	T38	72-70-68-71	281/-3147.50	32,000.00	K.J. Choi	T71	68-75-72	215/2 4.80	15,680.00
Adam Scott	T15	69-65-75-68	277/-7272.50	132,000.00	Henrik Stenson	T38	72-64-77-68	281/-3147.50	32,000.00	Luke Guthrie	T71	71-72-72	215/2 4.80	15,680.00
Erik Compton	T19	68-69-70-71	278/-6255.00	104,000.00	Ben Martin	T46	66-76-70-70	282/-2110.00	21,394.29	Tim Wilkinson	T71	72-71-72	215/2 4.80	15,680.00
Ryo Ishikawa	T19	67-73-68-70	278/-6255.00	104,000.00	Troy Merritt	T46	69-71-72-70	282/-2110.00	21,394.29	Brian Davis	T74	73-66-77	216/3 4.45	15,120.00
Chris Stroud	T19	69-70-69-70	278/-6255.00	104,000.00	Kevin Stadler	T46	74-67-70-71	282/-2110.00	21,394.29	Ryan Palmer	T74	69-71-76	216/3 4.45	15,120.00
Steven Bowditch	T22	68-72-70-69	279/-5227.50	70,200.00	Daniel Summerhays	T46	68-72-72-70	282/-2110.00	21,394.29	Brian Stuard	T74	73-70-73	216/3 4.45	15,120.00
Angel Cabrera	T22	71-69-69-70	279/-5227.50	70,200.00	Bryce Molder	T46	74-68-68-72	282/-2110.00	21,394.28	David Toms	T74	69-73-74	216/3 4.45	15,120.00
Paul Casey	T22	66-71-71-71	279/-5227.50	70,200.00	Kevin Streelman	T46	75-67-69-71	282/-2110.00	21,394.28	Phil Mickelson	T78	71-72-75	218/5 4.20	14,720.00
Charles Howell III	T22	66-75-68-70	279/-5227.50	\$70,200.00	Brendon Todd	T46	66-69-71-76	282/-2110.00	21,394.28	Martin Flores	T79	73-70-76	219/6 4.10	14,560.00
Zach Johnson	T22	68-70-72-69	279/-5227.50	70,200.00	Keegan Bradley	T53	68-73-70-72	283/-1 82.50	\$18,520.00					
Rory McIlroy	T22	74-65-70-70	279/-5227.50	70,200.00	Chris Kirk	T53	71-68-73-71	283/-1 82.50	18,520.00					

The following players did not finish
(C=cut, W=withdrew)

C—144-Aaron Baddeley, Robert Garrigus, Justin Hicks, Billy Hurley III, Matt Jones, George McNeill, Ian Poulter, Brandt Snedeker, Andrew Svoboda, **145**-Jonas Blixt, Graham DeLaet, Luke Donald, Kevin Kisner, Justin Leonard, Louis Oosthuizen, Michael Putnam, Scott Stallings, Jimmy Walker, Nick Watney, **146**-Robert Allenby, Scott Brown, Ben Crane, Harris English, Matt Every, James Hahn, Billy Horschel, Webb Simpson, Robert Streb, **147**-Sang-Moon Bae, Marc Leishman, Will MacKenzie, Ryan Moore, Carl Pettersson, **148**-J.B. Holmes, Freddie Jacobson, Martin Kaymer, Pat Perez, Camilo Villegas, **149**-Geoff Ogilvy, Michael Thompson, **150**-Brice Garnett, **151**-Rory Sabbatini. **W—76**-Tim Clark.

Championship Summaries

2015



Jason Day

Plainfield CC
Edison, NJ

August 24-30, 2015

FedExCup Points: 2,000 (first)
Par/Yards: 34-36—70/7,012

Purse: \$8,250,000

LEADERS		First Round	Second Round	Third Round
	Tony Finau65 (-5)	Bubba Watson133 (-7)
	Spencer Levin65 (-5)	Jason Dufner134 (-6)
	Camilo Villegas65 (-5)	Tony Finau134 (-6)
	Bubba Watson65 (-5)	Zach Johnson134 (-6)
	Paul Casey66 (-4)	Henrik Stenson134 (-6)
	Jason Dufner66 (-4)	Jason Day 136 (-4)
	Russell Knox66 (-4)	Sangmoon Bae199 (-11)
	Danny Lee66 (-4)	Jason Day 199 (-11)
	Bryce Molder66 (-4)	Bubba Watson200 (-10)
	Cameron Tringale66 (-4)	Zach Johnson201 (-9)
	Jason Day 68 (-2)	Ryan Palmer201 (-9)
			Henrik Stenson201 (-9)

CUT: 72 players at 2-over 142 from a field of 120 professionals.

WEATHER: Thursday: Sunny, with a high in the low-80s with NW wind at 10-15 mph. Friday: A cool start, with temperatures in the upper-50s, sunny and temperatures in the low-80s throughout the day. NNW wind at 5-10 mph. Saturday:

Partly cloudy, with temperatures in the mid-80s. Wind SSW at 5-10 mph, shifting to NNE at 4-8 mph. Sunday: Partly cloudy, with a high of 87. Wind SW at 10-15 mph.

Player	Pos.	Score	FedEx Pts/ Money
Jason Day	1	68-68-63-62	261 2,000.00 \$1,485,000.00
Henrik Stenson	2	68-66-67-66	267 1,200.00 891,000.00
Bubba Watson	3	65-68-67-69	269 760.00 561,000.00
Zac Blair	14	69-68-67-66	270 490.00 363,000.00
Zach Johnson	14	69-65-67-69	270 490.00 363,000.00
Sangmoon Bae	16	69-67-63-72	271 366.66 276,375.00
Ryan Palmer	16	69-67-65-70	271 366.66 276,375.00
Daniel Summerhays	16	67-70-68-66	271 366.66 276,375.00
Jason Bohn	19	71-64-72-65	272 310.00 231,000.00
Dustin Johnson	19	70-70-67-65	272 310.00 231,000.00
Jim Furyk	111	68-69-69-67	273 270.00 198,000.00
Bryce Molder	111	66-71-67-69	273 270.00 198,000.00
Steven Bowditch	113	71-67-72-64	274 230.66 159,500.00
Jim Herman	113	69-69-69-67	274 230.66 159,500.00
Hideki Matsuyama	113	69-69-67-69	274 230.66 159,500.00
Tony Finau	116	65-69-71-70	275 214.00 127,875.00
Spencer Levin	116	65-71-67-72	275 214.00 127,875.00
Justin Rose	116	77-65-63-70	275 214.00 127,875.00
Justin Thomas	116	71-69-68-67	275 214.00 127,875.00
Kevin Kisner	120	67-71-65-73	276 198.00 96,112.50
Russell Knox	120	66-71-67-72	276 198.00 96,112.50
Kevin Na	120	69-69-67-71	276 198.00 96,112.50
Pat Perez	120	68-69-70-69	276 198.00 96,112.50
Kevin Chappell	124	72-68-70-67	277 178.00 66,825.00
Luke Donald	124	73-68-65-71	277 178.00 66,825.00

Player	Pos.	Score	FedEx Pts/ Money
Carlos Ortiz	T24	73-68-62-74	277 178.00 \$66,825.00
Rory Sabbatini	T24	71-70-67-69	277 178.00 66,825.00
Brendon Todd	T24	70-70-66-71	277 178.00 66,825.00
Mark Wilson	T24	72-68-69-68	277 178.00 66,825.00
Jason Gore	T30	71-69-70-68	278 148.00 46,933.34
Brian Harman	T30	71-68-71-68	278 148.00 46,933.34
Webb Simpson	T30	71-68-73-66	278 148.00 46,933.34
Jason Dufner	T30	66-68-69-75	278 148.00 46,933.33
Harris English	T30	74-68-66-70	278 148.00 46,933.33
Danny Lee	T30	66-71-71-70	278 148.00 46,933.33
George McNeill	T30	71-70-68-69	278 148.00 46,933.33
Cameron Tringale	T30	66-71-69-72	278 148.00 46,933.33
Camilo Villegas	T30	65-70-70-73	278 148.00 46,933.33
Paul Casey	T39	66-76-69-68	279 118.00 33,000.00
Stewart Cink	T39	67-73-67-72	279 118.00 33,000.00
Morgan Hoffmann	T39	70-68-70-71	279 118.00 33,000.00
Matt Kuchar	T39	71-70-66-72	279 118.00 33,000.00
Shawn Stefani	T39	71-67-70-71	279 118.00 33,000.00
Robert Streb	T39	68-69-70-73	279 118.00 33,000.00
David Hearn	T45	70-69-73-68	280 96.00 24,156.00
J.J. Henry	T45	70-72-69-69	280 96.00 24,156.00
Sean O'Hair	T45	68-68-70-74	280 96.00 24,156.00
John Senden	T45	69-70-74-67	280 96.00 24,156.00
Johnson Wagner	T45	67-71-73-69	280 96.00 24,156.00

Player	Pos.	Score	FedEx Pts/ Money
Phil Mickelson	T50	68-71-69-73	281 80.00 \$20,295.00
Scott Pinckney	T50	70-71-69-71	281 80.00 20,295.00
Hudson Swafford	T50	68-68-71-74	281 80.00 20,295.00
Bill Haas	T53	71-70-67-74	282 64.00 19,008.00
Matt Jones	T53	67-72-72-71	282 64.00 19,008.00
Troy Merritt	T53	71-71-69-71	282 64.00 19,008.00
Kevin Streelman	T53	70-71-70-71	282 64.00 19,008.00
Nick Taylor	T53	67-73-69-73	282 64.00 19,008.00
James Hahn	T58	69-72-68-74	283 46.00 18,232.50
J.B. Holmes	T58	70-71-73-69	283 46.00 18,232.50
Charles Howell III	T58	70-69-71-73	283 46.00 18,232.50
Lee Westwood	T58	68-73-73-69	283 46.00 18,232.50
Ken Duke	T62	71-70-68-75	284 30.00 17,572.50
Charley Hoffman	T62	69-71-72-72	284 30.00 17,572.50
Scott Piercy	T62	73-69-68-74	284 30.00 17,572.50
Patrick Reed	T62	68-69-75-72	284 30.00 17,572.50
Ryo Ishikawa	T66	68-74-68-75	285 18.00 17,077.50
Vijay Singh	T66	70-70-72-73	285 18.00 17,077.50
Ben Martin	T68	69-70-72-75	286 12.00 16,830.00
Jeff Overton	T69	69-72-71-75	287 6.00 16,582.50
Jimmy Walker	T69	72-69-71-75	287 6.00 16,582.50
Fabian Gomez	T71	71-71-69-78	289 3.92 16,335.00
Russell Henley	T72	73-69-76-72	290 3.84 16,170.00

The following players did not finish
(C=cut, W=withdrew)

C—143-Rickie Fowler, Martin Laird, John Peterson, Brandt Snedeker, Will Wilcox, Gary Woodland, **144**-Chad Campbell, Alex Cejka, Brendon de Jonge, Chris Kirk, Jason Kokrak, Kyle Reifers, Charl Schwartzel, Adam Scott, Steve Wheatcroft, **145**-Adam Hadwin, Brooks Koepka, Greg Owen, Brendan Steele, Chris Stroud, Nick Watney, **147**-Daniel Berger, Jonas Blixt, Keegan Bradley, Scott Brown, Chad Collins, Jon Curran, Chesson Hadley, Colt Knost, Jordan Spieth, **148**-Graham DeLaet, Padraig Harrington, Jerry Kelly, Marc Leishman, Boo Weekley, **149**-Andres Gonzales, John Huh, Davis Love III, Hunter Mahan, **150**-David Lingmerth, Ryan Moore, Carl Pettersson, **151**-Tim Clark, **152**-Ian Poulter, **153**-Billy Horschel, William McGirt, **155**-Matt Every. **W**—Erik Compton.

Championship Summaries

2016



Patrick Reed

Farmingdale, NY
Bethpage State Park (Black)

August 22-28, 2016

FedExCup Points: 2,000 (first)
Par/Yards: 36-35—71/7,468

Purse: \$8,500,000

LEADERS

First Round

Martin Laird66 (-5)
Patrick Reed66 (-5)
Kevin Chappell67 (-4)
Rickie Fowler67 (-4)
Emiliano Grillo67 (-4)
J.B. Holmes67 (-4)

Second Round

Patrick Reed134 (-8)
Rickie Fowler136 (-6)
Emiliano Grillo136 (-6)
Ryan Moore137 (-5)
Jason Day138 (-4)
Adam Hadwin138 (-4)
Martin Laird138 (-4)
Sean O'Hair138 (-4)
Jordan Spieth138 (-4)

Third Round

Rickie Fowler204 (-9)
Patrick Reed205 (-8)
Adam Scott206 (-7)
Emiliano Grillo207 (-6)
Martin Laird207 (-6)

CUT: 79 players at 3-over 145 from a field of 120 professionals.

WEATHER: Thursday: Sunny with a high of 84. Wind SSW at 12-18 mph with gusts of 25 mph. Friday: Sunny with a high of 90. Wind WSW at 10-15. Saturday: Sunny

with a high of 86. Wind NNE in the morning, switching to ESE then to SSE at 10-15 mph. Sunday: Sunny with a high of 85. Wind SSE at 10-15 mph.

Player	Pos.	Score	FedEx Pts/ Money
Patrick Reed1	66-68-71-70	275 2,000.00 \$1,530,000.00
Emiliano GrilloT2	67-69-71-69	276 980.00 748,000.00
Sean O'HairT2	69-69-72-66	276 980.00 748,000.00
Jason DayT4	68-70-70-69	277 460.00 351,333.34
Adam ScottT4	69-72-65-71	277 460.00 351,333.33
Gary WoodlandT4	71-69-68-69	277 460.00 351,333.33
Jason KokrakT7	74-66-69-69	278 340.00 264,916.67
Ryan MooreT7	69-68-72-69	278 340.00 264,916.67
Rickie FowlerT7	67-69-68-74	278 340.00 264,916.66
Jordan SpiethT10	71-67-72-69	279 290.00 221,000.00
Justin ThomasT10	71-71-66-71	279 290.00 221,000.00
Tony FinauT12	72-70-67-71	280 260.00 195,500.00
Charley HoffmanT13	71-69-74-67	281 225.60 154,700.00
Billy HorschelT13	69-72-70-70	281 225.60 154,700.00
Phil MickelsonT13	70-73-70-68	281 225.60 154,700.00
Ryan PalmerT13	71-68-70-72	281 225.60 154,700.00
Bubba WatsonT13	71-74-70-66	281 225.60 154,700.00
Dustin JohnsonT18	70-72-67-73	282 206.00 114,750.00
Sung KangT18	68-75-75-64	282 206.00 114,750.00
Martin LairdT18	66-72-69-75	282 206.00 114,750.00
Louis OosthuizenT18	72-73-70-67	282 206.00 114,750.00
Jhonattan VegasT22	68-71-74-70	283 180.00 72,722.23
Johnson WagnerT22	74-69-76-64	283 180.00 72,722.23
Jason DufnerT22	73-68-69-73	283 180.00 72,722.22
Brian HarmanT22	70-72-71-70	283 180.00 72,722.22
Jim HermanT22	71-68-73-71	283 180.00 72,722.22
Jamie LovemarkT22	74-66-69-74	283 180.00 72,722.22

Player	Pos.	Score	FedEx Pts/ Money
Scott PiercyT22	69-72-72-70	283 180.00 \$72,722.22
Brendan SteeleT22	73-70-68-72	283 180.00 72,722.22
Kevin StreelmanT22	71-70-67-75	283 180.00 72,722.22
Paul CaseyT31	71-70-71-72	284 142.00 45,220.00
Kevin ChappellT31	67-72-75-70	284 142.00 45,220.00
Derek FathauerT31	69-73-73-69	284 142.00 45,220.00
John HuhT31	69-71-73-71	284 142.00 45,220.00
Jerry KellyT31	70-70-72-72	284 142.00 45,220.00
Ben MartinT31	71-70-74-69	284 142.00 45,220.00
Rory McIlroyT31	71-69-71-73	284 142.00 45,220.00
Chez ReavieT31	70-71-70-73	284 142.00 45,220.00
Justin RoseT31	73-70-70-71	284 142.00 45,220.00
John SendenT31	70-71-75-68	284 142.00 45,220.00
Blayne BarberT41	70-69-71-75	285 108.00 29,750.00
Jim FurykT41	70-71-71-73	285 108.00 29,750.00
J.B. HolmesT41	67-72-76-70	285 108.00 29,750.00
William McGirtT41	73-70-75-67	285 108.00 29,750.00
Brian StuardT41	71-73-68-73	285 108.00 29,750.00
Hudson SwaffordT41	72-73-72-68	285 108.00 29,750.00
Tyrone Van AswegenT41	73-71-72-69	285 108.00 29,750.00
Russell HenleyT48	72-73-71-70	286 84.00 21,624.00
Zach JohnsonT48	73-69-75-69	286 84.00 21,624.00
Kevin KisnerT48	70-72-68-76	286 84.00 21,624.00
Webb SimpsonT48	72-73-71-70	286 84.00 21,624.00
Brandt SnedekerT48	70-73-70-73	286 84.00 21,624.00
Keegan BradleyT53	70-71-74-72	287 60.00 19,404.29
David HearnT53	75-70-69-73	287 60.00 19,404.29

Player	Pos.	Score	FedEx Pts/Money
Vijay SinghT53	72-70-74-71	287 60.00 \$19,404.29
Steve StrickerT53	74-70-69-74	287 60.00 19,404.29
Ricky BarnesT53	72-67-71-77	287 60.00 19,404.28
Luke DonaldT53	69-71-72-75	287 60.00 19,404.28
Charl SchwartzelT53	73-71-67-76	287 60.00 19,404.28
Harris EnglishT60	74-67-74-73	288 38.00 18,445.00
Fabian GomezT60	73-71-74-70	288 38.00 18,445.00
Russell KnoxT60	73-69-76-70	288 38.00 18,445.00
Harold Varner IIIT60	72-67-74-75	288 38.00 18,445.00
Adam HadwinT64	70-68-74-77	289 22.00 17,765.00
Billy Hurley IIIT64	73-68-76-72	289 22.00 17,765.00
Matt KucharT64	72-72-76-69	289 22.00 17,765.00
Shawn StefaniT64	71-72-74-72	289 22.00 17,765.00
Jon CurranT68	75-67-72-76	290 10.00 17,255.00
Kyle ReifersT68	72-73-75-70	290 10.00 17,255.00
Daniel BergerT70	71-72-74-74	291 3.88 16,745.00
Lucas GloverT70	69-74-73-75	291 3.88 16,745.00
Brooks KoepkaT70	73-72-73-73	291 3.88 16,745.00
Robert StrebT70	71-73-71-76	291 3.88 16,745.00
Zac BlairT74	70-72-77-73	292 3.60 16,150.00
Jonas BlixtT74	68-74-74-76	292 3.60 16,150.00
Kyle StanleyT74	75-70-74-73	292 3.60 16,150.00
Jason BohmT77	71-74-74-74	293 3.44 15,810.00
Graham DeLaetT78	73-72-76-73	294 3.32 15,555.00
Peter MalnatiT78	73-72-74-75	294 3.32 15,555.00

The following players did not finish
 (C=cut, W=withdrew)

C—146-Chad Campbell, Roberto Castro, Ben Crane, James Hahn, Michael Kim, Si Woo Kim, Colt Knost, Hideki Matsuyama, **147**-Charles Howell III, Freddie Jacobson, Patton Kizzire, Danny Lee, Spencer Levin, Andrew Loupe, Kevin Na, Seung-Yul Noh, Patrick Rodgers, Daniel Summerhays, Vaughn Taylor, Jimmy Walker, **148**-Bill Haas, Chris Kirk, David Lingmerth, Graeme McDowell, Bryce Molder, **149**-Mark Hubbard, Smylie Kaufman, Marc Leishman, Troy Merritt, Francesco Molinari, Boo Weekley, **150**-Aaron Baddeley, Scott Brown, Branden Grace, Luke List, **151**-Cameron Tringale, **152**-K.J. Choi, **156**-David Toms. **W**—Brett Stegmaier, **77**-Robert Garrigus, **74**-Henrik Stenson.

2007 Four-Round Summary at Westchester CC

Rank	Hole	Par	Avg. Yardage	Avg. Score	Average Over Under-par	Eagles	Birdies	Pars	Bogeys	Doubles	Triples +
11	1	3	190	3.009	.009		72	282	62	4	2
9	2	4	384	4.028	.028		70	282	58	12	
13	3	4	408	3.974	.026-		67	302	51	1	1
6	4	4	419	4.121	.121		54	277	77	14	
16	5	5	575	4.756	.244-	7	145	219	47	3	1
14	6	3	151	2.934	.066-		79	300	35	8	
7	7	4	350	4.036	.036	1	94	227	92	7	1
2	8	4	471	4.237	.237		43	251	113	15	
18	9	5	505	4.514	.486-	14	203	180	24	1	
15	10	4	314	3.763	.237-	2	154	214	46	6	
3	11	4	447	4.235	.235		34	270	106	9	3
1	12	4	485	4.251	.251		30	265	118	9	
8	13	4	410	4.031	.031		63	285	72	2	
10	14	3	154	3.021	.021	1	70	283	55	13	
4	15	4	462	4.190	.190		41	271	100	9	1
5	16	3	214	3.168	.168		48	270	90	13	1
12	17	4	374	3.976	.024-		84	268	66	4	
17	18	5	526	4.656	.344-	6	165	219	32		
TOTALS:		71	6839	70.900	.100-	31	1516	4665	1244	130	10

2007 Scoring Recap at Westchester CC

	ROUND 1	ROUND 2	ROUND 3	ROUND 4	TOTAL
Rounds below 70	46	42	25	28	141
Rounds below par	63	57	42	38	200
Rounds par & below	80	73	50	48	251
Rounds at even par	17	16	8	10	51
Rounds over par	57	62	25	27	171
Rounds 80 & over		1			1

2008 Four-Round Summary at Ridgewood CC

Rank	Hole	Par	Avg. Yardage	Avg. Score	Average Over Under-par	Eagles	Birdies	Pars	Bogeys	Doubles	Triples +
18	1	4	380	3.766	.234-	2	119	270	20	3	
11	2	3	190	2.998	.002-		66	287	57	4	
14	3	5	588	4.870	.130-	2	113	247	44	5	3
10	4	4	444	4.024	.024	1	57	291	61	4	
16	5	4	291	3.841	.159-	2	110	260	37	4	1
9	6	4	471	4.087	.087		52	278	80	4	
7	7	4	447	4.118	.118		51	273	80	10	
2	8	3	217	3.184	.184		44	255	110	5	
6	9	4	440	4.130	.130		52	267	84	11	
4	10	3	230	3.147	.147		36	287	85	6	
3	11	4	467	4.157	.157	1	50	259	91	13	
1	*12	4	475	4.343	.343		27	232	143	10	2
15	13	5	626	4.867	.133-	2	129	215	59	8	1
8	14	4	412	4.109	.109		48	281	81	2	2
12	15	3	155	2.908	.092-		84	285	44	1	
13	16	4	422	3.901	.099-		101	257	53	2	1
17	17	5	594	4.814	.186-	3	115	256	36	4	
5	18	4	470	4.143	.143		47	267	95	4	1
TOTALS:		71	7319	71.406	.406	13	1301	4767	1260	100	11

* in Top 2008 50 Toughest Holes

2008 Scoring Recap at Ridgewood CC

	ROUND 1	ROUND 2	ROUND 3	ROUND 4	TOTAL
Rounds below 70	24	29	23	20	96
Rounds below par	44	52	31	33	160
Rounds par & below	64	74	41	41	220
Rounds at even par	20	22	10	8	60
Rounds over par	71	61	31	31	194
Rounds 80 & over		1		1	2

2009 Four-Round Summary at Liberty National

Rank	Hole	Par	Avg. Yardage	Avg. Score	Average Over Under-par	Eagles	Birdies	Pars	Bogeys	Doubles	Triples +
14	1	4	398	3.907	.093-		85	274	29	8	1
8	2	3	219	3.154	.154		27	289	75	5	1
9	3	4	402	4.093	.093		66	238	85	6	2
10	4	3	193	3.078	.078	1	40	289	61	6	
6	5	4	442	4.184	.184	2	68	220	74	29	4
18	6	5	548	4.708	.292-	11	149	194	34	6	3
5	7	4	484	4.217	.217		43	235	110	8	1
13	8	5	611	4.952	.048-		105	220	60	10	2
2	* 9	4	474	4.297	.297		29	251	92	20	5
1	*10	4	496	4.393	.393		24	221	129	18	5
3	11	3	250	3.259	.259		21	272	88	12	4
11	12	4	431	4.055	.055		53	274	66	3	1
17	13	5	563	4.814	.186-	5	138	206	32	11	5
15	14	3	150	2.872	.128-		92	270	29	6	
3	15	4	481	4.259	.259		36	240	105	14	2
16	16	4	324	3.846	.154-	4	110	232	45	6	
12	17	4	445	4.025	.025		76	242	74	3	2
7	18	4	508	4.169	.169		41	257	92	5	2
TOTALS:		71	7419	72.282	1.282	23	1203	4424	1280	176	40

* in Top 2009 50 Toughest Holes

2009 Scoring Recap at Liberty National

	ROUND 1	ROUND 2	ROUND 3	ROUND 4	TOTAL
Rounds below 70	26	4	26	21	77
Rounds below par	41	10	36	38	125
Rounds par & below	56	20	47	48	171
Rounds at even par	15	10	11	10	46
Rounds over par	68	99	30	29	226
Rounds 80 & over		7			7

2010 Four-Round Summary at Ridgewood CC

Rank	Hole	Par	Avg. Yardage	Avg. Score	Average Over Under-par	Eagles	Birdies	Pars	Bogeys	Doubles	Triples +
17	1	4	380	3.792	.208-		100	268	15	1	1
12	2	3	190	2.945	.055-		67	275	40	3	
14	3	5	588	4.894	.106-	3	93	236	48	5	
9	4	4	444	4.013	.013		55	275	51	3	1
18	5	4	291	3.696	.304-	9	132	214	28	1	1
3	6	4	471	4.171	.171		32	261	86	6	
10	7	4	447	4.008	.008		63	259	60	3	
7	8	3	217	3.055	.055		52	263	67	3	
5	9	4	440	4.138	.138	1	48	242	85	9	
6	10	3	230	3.135	.135		21	294	67	3	
4	11	4	467	4.169	.169		36	255	87	7	
2	12	4	475	4.210	.210		26	260	91	8	
11	13	5	626	4.979	.021-	1	83	236	55	8	2
8	14	4	412	4.034	.034		50	274	59	2	
16	15	3	155	2.795	.205-		98	269	17	1	
13	16	4	422	3.896	.104-		76	278	26	5	
15	17	5	594	4.810	.190-	3	112	230	35	5	
1	18	4	470	4.236	.236		30	240	109	6	
TOTALS:		71	7319	70.977	.023-	17	1174	4629	1026	79	5

2010 Scoring Recap at Ridgewood CC

	ROUND 1	ROUND 2	ROUND 3	ROUND 4	TOTAL
Rounds below 70	43	25	21	21	110
Rounds below par	57	44	33	30	164
Rounds par & below	71	60	45	42	218
Rounds at even par	14	16	12	12	54
Rounds over par	50	60	27	30	167
Rounds 80 & over					

2011 Four-Round Summary at Plainfield Country Club

Rank	Hole	Par	Avg. Yardage	Avg. Score	Average Over Under-par	Eagles	Birdies	Pars	Bogeys	Doubles
9	1	4	432	3.920	.080-		56	227	31	
5	2	4	443	4.064	.064		40	218	52	4
6	3	3	196	3.061	.061		46	212	47	9
15	4	4	360	3.691	.309-	3	117	171	20	3
18	5	5	527	4.414	.586-	6	185	112	9	2
11	6	3	164	2.889	.111-		72	208	31	3
7	7	4	471	3.962	.038-		59	210	43	2
1	8	4	480	4.137	.137		34	207	69	4
8	9	4	368	3.936	.064-		60	215	38	1
12	10	4	411	3.841	.159-		79	207	27	1
13	11	3	148	2.831	.169-		87	195	30	2
16	12	5	588	4.634	.366-	5	124	168	15	2
3	13	4	482	4.105	.105		37	214	58	3 2
2	14	3	228	3.108	.108		31	233	38	9 3
10	15	4	372	3.895	.105-		66	217	30	1
14	16	5	582	4.720	.280-	4	119	161	23	5 2
4	17	4	427	4.067	.067		50	203	54	5 2
17	18	4	285	3.529	.471-	3	158	137	16	
TOTALS:		71	6964	68.803	2.197-	21	1420	3515	631	55 10

2011 Scoring Recap at Plainfield Country Club

	ROUND 1	ROUND 2	ROUND 3	ROUND 4	TOTAL
Rounds below 70	64	80	53		197
Rounds below par	79	100	61		240
Rounds par & below	97	105	65		267
Rounds at even par	18	5	4		27
Rounds over par	26	14	7		47
Rounds 80 & over	1				1

2012 Four-Round Summary at Bethpage State Park

Rank	Hole	Par	Avg. Yardage	Avg. Score	Average Over Under-par	Eagles	Birdies	Pars	Bogeys	Doubles	Triples +
14	1	4	430	3.962	.038-		67	279	44	4	
13	2	4	389	4.008	.008		63	269	58	4	
1	3	3	230	3.287	.287		23	242	122	7	
17	4	5	517	4.678	.322-	13	149	189	38	5	
3	5	4	478	4.188	.188		37	258	88	10	1
12	6	4	408	4.071	.071		49	273	68	3	1
18	7	5	553	4.363	.637-	19	229	132	12	2	
5	8	3	210	3.145	.145		44	272	60	15	3
5	9	4	460	4.145	.145		50	244	94	5	1
2	10	4	502	4.261	.261		24	251	111	8	
8	11	4	435	4.132	.132		55	244	84	10	1
7	12	4	501	4.140	.140		36	276	74	7	1
16	13	5	608	4.893	.107-		119	212	51	10	2
15	14	3	161	2.949	.051-	1	74	267	48	4	
9	15	4	478	4.122	.122	3	50	243	92	6	
10	16	4	490	4.112	.112		47	259	85	3	
4	17	3	207	3.168	.168	1	26	280	80	7	
11	18	4	411	4.096	.096		56	253	77	7	1
TOTALS:		71	7468	71.718	.718	37	1198	4443	1286	117	11

2012 Scoring Recap Bethpage State Park

	ROUND 1	ROUND 2	ROUND 3	ROUND 4	TOTAL
Rounds below 70	34	32	19	10	95
Rounds below par	51	41	22	21	135
Rounds par & below	73	57	28	33	191
Rounds at even par	22	16	6	12	56
Rounds over par	50	64	47	42	203
Rounds 80 & over	1		1		2

2013 Four-Round Summary at Liberty National

Rank	Hole	Par	Avg. Yardage	Avg. Score	Average Over Under-par	Eagles	Birdies	Pars	Bogeys	Doubles	Triples +
14	1	4	398	3.874	.126-	2	98	239	49	2	
9	2	3	219	3.028	.028		48	285	55	2	
10	3	4	395	4.003	.003	1	63	263	60	3	
8	4	3	193	3.062	.062		52	271	59	7	1
7	5	4	427	4.092	.092		71	237	62	16	4
18	6	5	538	4.515	.485-	22	184	150	30	3	1
6	7	4	467	4.123	.123		48	252	85	4	1
15	8	5	611	4.826	.174-	1	123	218	40	7	1
1	* 9	4	474	4.305	.305		28	255	73	30	4
3	10	4	496	4.223	.223		55	219	95	17	4
3	11	3	250	3.223	.223		27	269	77	14	3
11	12	4	431	4.000	.000	1	68	260	52	9	
17	13	5	563	4.651	.349-	13	178	149	36	11	3
13	14	3	150	2.949	.051-	2	82	249	48	9	
2	*15	4	481	4.285	.285		38	219	118	14	1
16	16	4	325	3.810	.190-	3	123	218	38	7	1
12	17	4	445	3.987	.013-		71	256	60	3	
5	18	4	490	4.195	.195		32	262	84	12	
TOTALS:		71	7353	71.151	.151	45	1389	4271	1121	170	24

* in Top 2013 50 Toughest Holes

2013 Scoring Recap at Liberty National

	ROUND 1	ROUND 2	ROUND 3	ROUND 4	TOTAL
Rounds below 70	43	43	17	15	118
Rounds below par	58	57	25	26	166
Rounds par & below	76	67	35	38	216
Rounds at even par	18	10	10	12	50
Rounds over par	47	52	39	36	174
Rounds 80 & over		1		1	2

2014 Four-Round Summary at Ridgewood CC

Rank	Hole	Par	Avg. Yardage	Avg. Score	Average Over Under-par	Eagles	Birdies	Pars	Bogeys	Doubles	Triples +
14	1	4	380	3.819	.181-		107	253	28	4	
11	2	3	190	2.931	.069-		71	279	40	2	
12	3	5	588	4.883	.117-	2	103	236	42	8	1
3	4	4	444	4.133	.133		45	266	69	10	2
17	5	4	291	3.778	.222-	5	133	204	45	4	1
8	6	4	471	4.092	.092		60	241	86	5	
9	7	4	447	4.087	.087		60	243	85	3	1
7	8	3	217	3.107	.107		47	263	77	3	2
6	9	4	440	4.112	.112		54	245	90	2	1
5	10	3	230	3.117	.117		46	265	71	9	1
4	11	4	467	4.125	.125		56	243	83	8	2
1	12	4	475	4.217	.217	1	30	252	101	8	
18	13	5	626	4.755	.245-	2	136	215	35	3	1
10	14	4	412	4.033	.033		56	275	54	6	1
14	15	3	155	2.819	.181-		100	265	25	2	
16	16	4	422	3.814	.186-		105	260	22	5	
13	17	5	594	4.824	.176-	3	118	224	39	8	
2	18	4	470	4.163	.163		47	243	94	7	1
TOTALS:		71	7319	70.809	.191-	13	1374	4472	1086	97	14

2014 Scoring Recap at Ridgewood CC

	ROUND 1	ROUND 2	ROUND 3	ROUND 4	TOTAL
Rounds below 70	44	34	24	24	126
Rounds below par	55	53	39	39	186
Rounds par & below	72	68	52	50	242
Rounds at even par	17	15	13	11	56
Rounds over par	50	53	27	20	150
Rounds 80 & over					

2015 Four-Round Summary at Plainfield CC

Rank	Hole	Par	Avg. Yardage	Avg. Score	Average Over Under-par	Eagles	Birdies	Pars	Bogeys	Doubles	Triples +
10	1	4	432	3.982	.018-		64	267	47	3	1
6	2	4	443	4.141	.141		64	213	94	9	2
7	3	3	196	3.092	.092	1	44	277	43	14	3
15	4	4	326	3.853	.147-	2	105	226	45	4	
1	* 5	4	495	4.374	.374		23	210	133	15	1
11	6	3	164	2.927	.073-		65	280	37		
9	7	4	471	4.026	.026		68	240	70	4	
2	* 8	4	480	4.330	.330		26	217	126	13	
8	9	4	368	4.079	.079		59	241	76	5	1
17	10	4	411	3.846	.154-	1	102	238	38	2	1
14	11	3	148	2.874	.126-		102	234	39	6	1
18	12	5	588	4.602	.398-	10	173	168	25	3	3
3	13	4	482	4.249	.249		38	230	98	14	2
4	14	3	228	3.246	.246	1	23	260	79	18	1
15	15	4	372	3.853	.147-	1	97	244	37	3	
12	16	5	601	4.916	.084-	7	101	201	64	8	1
5	17	4	427	4.233	.233		39	226	109	6	2
13	18	4	380	3.877	.123-	2	106	216	54	3	1
TOTALS:		70	7012	70.500	.500	25	1299	4188	1214	130	20

* in Top 2015 50 Toughest Holes

2015 Scoring Recap at Plainfield CC

	ROUND 1	ROUND 2	ROUND 3	ROUND 4	TOTAL
Rounds below 70	45	38	42	29	154
Rounds below par	45	38	42	29	154
Rounds par & below	57	52	51	34	194
Rounds at even par	12	14	9	5	40
Rounds over par	62	67	21	38	188
Rounds 80 & over					

2016 Four-Round Summary at at Bethpage State Park (Black)

Rank	Hole	Par	Avg. Yardage	Avg. Score	Average Over Under-par	Eagles	Birdies	Pars	Bogeys	Doubles	Triples +
14	1	4	430	3.916	.084-	2	72	279	39	2	
16	2	4	389	3.876	.124-	1	91	260	40	2	
6	3	3	230	3.185	.185		33	264	88	9	
17	4	5	517	4.693	.307-	5	156	195	31	7	
2	5	4	478	4.256	.256		29	254	95	13	3
12	6	4	408	4.020	.020		60	272	57	4	1
18	7	5	553	4.426	.574-	13	218	147	14	2	
5	8	3	210	3.188	.188		30	280	67	15	2
4	9	4	460	4.190	.190		42	246	95	11	
1	*10	4	502	4.287	.287		28	233	125	8	
9	11	4	435	4.142	.142		43	259	86	5	1
8	12	4	501	4.152	.152		41	259	87	7	
15	13	5	608	4.898	.102-	2	106	222	58	6	
13	14	3	161	2.921	.079-		82	264	45	3	
7	15	4	478	4.165	.165		47	241	101	4	1
3	16	4	490	4.216	.216		35	246	106	7	
11	17	3	207	3.079	.079		44	279	68	2	1
10	18	4	411	4.137	.137		48	254	82	10	
TOTALS:		71	7468	71.749	.749	23	1205	4454	1284	117	9

* in Top 2016 50 Toughest Holes

2016 Scoring Recap at at Bethpage State Park

	ROUND 1	ROUND 2	ROUND 3	ROUND 4	TOTAL
Rounds below 70	19	26	17	21	83
Rounds below par	32	40	26	33	131
Rounds par & below	50	54	37	40	181
Rounds at even par	18	14	11	7	50
Rounds over par	69	63	42	39	213
Rounds 80 & over	1				1

Dell Technologies Championship Summaries

Dell Technologies Championship

2007



Phil Mickelson

Norton, MA
TPC Boston

August 31-September 3, 2007 FedExCup Points: 50,000
Par/Yards: 36-35—71/7,207

Purse: \$7,000,000

LEADERS

First Round

Camilo Villegas	63 (-8)
Mike Weir	65 (-6)
Ryan Moore	65 (-6)
Heath Slocum	66 (-5)
Brett Wetterich	66 (-5)
Fredrik Jacobson	66 (-5)
Steve Elkington	66 (-5)
Henrik Stenson	66 (-5)
Phil Mickelson	70 (T43)

Second Round

Aaron Baddeley	133 (-9)
Rich Beem	133 (-9)
Mike Weir	133 (-9)
Phil Mickelson	134 (-8)
Sean O'Hair	134 (-8)
Brett Wetterich	134 (-8)
Ryan Moore	134 (-8)

Third Round

Brett Wetterich	200 (-13)
Aaron Oberholser	201 (-12)
Phil Mickelson	202 (-11)
Tiger Woods	203 (-10)
Aaron Baddeley	203 (-10)

CUT: 75 players at 1-over-par 143 from a field of 115 professionals.

WEATHER: Friday: Partly cloudy, winds NE 5-10 mph early, then increasing to 10-15 mph by late afternoon. High of 85. Saturday: Mostly sunny, winds N 10-20 mph. High of 79. Sunday: Mostly sunny,

winds N 4-8 mph before noon then S-SW 4-8 after noon. High of 78. Monday: Mostly sunny, winds SW 10-15 mph early, then increasing to 15-25 mph after noon. High of 85.

Player	Pos.	Score	Total	FedExCup Points	Official Money
PHIL MICKELSON	1	70-64-68-66	268	9,000	\$1,260,000.00
Brett Wetterich	12	66-68-66-70	270	3,733	522,666.67
Tiger Woods	12	72-64-67-67	270	3,733	522,666.67
Aaron Oberholser	12	69-66-66-69	270	3,733	522,666.67
Aaron Baddeley	5	67-66-70-70	273	2,000	280,000.00
Geoff Ogilvy	16	70-70-67-67	274	1,738	243,250.00
Rory Sabbatini	16	68-67-70-69	274	1,738	243,250.00
Robert Allenby	8	69-69-70-67	275	1,550	217,000.00
Fredrik Jacobson	19	66-72-70-68	276	1,250	175,000.00
Troy Matteson	19	71-66-69-70	276	1,250	175,000.00
Sean O'Hair	19	68-66-74-68	276	1,250	175,000.00
Steve Stricker	19	67-69-69-71	276	1,250	175,000.00
Camilo Villegas	19	63-72-69-72	276	1,250	175,000.00
Lucas Glover	114	70-70-66-72	277	900	126,000.00
John Mallinger	114	73-69-67-68	277	900	126,000.00
Charlie Wi	114	67-72-69-69	277	900	126,000.00
Nathan Green	117	72-70-67-69	278	677	94,733.34
George McNeill	117	71-69-70-68	278	677	94,733.34
Sergio Garcia	117	67-71-68-72	278	677	94,733.33
Ryuji Imada	117	69-66-72-71	278	677	94,733.33
Cliff Kresge	117	69-71-67-71	278	677	94,733.33
Adam Scott	117	68-72-66-72	278	677	94,733.33
Jonathan Byrd	123	69-70-70-70	279	421	59,000.00
Angel Cabrera	123	70-69-65-75	279	421	59,000.00
Steve Elkington	123	66-70-70-73	279	421	59,000.00

Player	Pos.	Score	Total	FedExCup Points	Official Money
Jason Gore	T23	70-71-64-74	279	421	\$59,000.00
Trevor Immelman	T23	67-74-68-70	279	421	59,000.00
John Senden	T23	67-71-67-74	279	421	59,000.00
Heath Slocum	T23	66-70-72-71	279	421	59,000.00
Woody Austin	T30	71-68-70-71	280	273	38,181.82
Rich Beem	T30	67-66-73-74	280	273	38,181.82
Paul Goydos	T30	75-67-71-67	280	273	38,181.82
Charles Howell III	T30	69-69-72-70	280	273	38,181.82
Zach Johnson	T30	68-72-68-72	280	273	38,181.82
Will MacKenzie	T30	70-72-65-73	280	273	38,181.82
Mike Weir	T30	65-68-74-73	280	273	38,181.82
Dean Wilson	T30	70-71-71-68	280	273	38,181.82
Mark Wilson	T30	73-68-72-67	280	273	38,181.82
Briny Baird	T30	71-68-67-74	280	273	38,181.82
Bo Van Pelt	T30	68-69-69-74	280	273	38,181.82
Bart Bryant	T41	72-67-66-76	281	180	25,200.00
Matt Kuchar	T41	68-72-68-73	281	180	25,200.00
Ryan Moore	T41	65-69-77-70	281	180	25,200.00
Rod Pamplung	T41	74-67-68-72	281	180	25,200.00
Vaughn Taylor	T41	68-73-68-72	281	180	25,200.00
Boo Weekley	T41	73-69-66-73	281	180	25,200.00
Brian Bateman	T47	69-72-70-71	282	132	18,500.00
Doug LaBelle II	T47	73-69-69-71	282	132	18,500.00
Kenny Perry	T47	68-71-73-70	282	132	18,500.00
John Rollins	T47	70-69-72-71	282	132	18,500.00

Player	Pos.	Score	Total	FedExCup Points	Official Money
Brandt Snedeker	T47	71-72-73-66	282	132	\$18,508.00
Rocco Mediate	T52	71-72-66-74	283	118	16,520.00
Joe Ogilvie	T52	70-69-72-72	283	118	16,520.00
Tom Pernice, Jr.	T52	75-65-67-76	283	118	16,520.00
Stephen Ames	T55	68-73-69-74	284	113	15,820.00
Jim Furyk	T55	68-73-69-74	284	113	15,820.00
Craig Kanada	T55	67-68-72-77	284	113	15,820.00
Justin Leonard	T55	72-70-75-67	284	113	15,820.00
Henrik Stenson	T55	66-73-75-70	284	113	15,820.00
Tommy Armour III	T60	68-70-72-75	285	108	15,120.00
Chad Campbell	T60	70-70-71-74	285	108	15,120.00
Luke Donald	T60	72-66-73-74	285	108	15,120.00
Tim Herron	T60	71-72-74-68	285	108	15,120.00
Vijay Singh	T60	74-66-73-72	285	108	15,120.00
Ken Duke	T65	70-72-69-75	286	104	14,490.00
Robert Garrigus	T65	69-72-72-73	286	104	14,490.00
Jerry Kelly	T65	71-72-73-70	286	104	14,490.00
Jeff Maggert	T65	69-73-70-74	286	104	14,490.00
Kevin Na	T69	71-71-69-76	287	101	14,140.00
Daniel Chopra	T70	70-70-74-74	288	100	13,930.00
Brian Gay	T70	74-69-73-73	288	100	13,930.00
Mark Calcavecchia	T72	72-70-77-71	290	97	13,580.00
Brian Davis	T72	68-71-75-76	290	97	13,580.00
Charles Warren	T72	69-74-73-74	290	97	13,580.00
Steve Flesch	T75	71-72-71-78	292	95	13,300.00

Dell Technologies Championship

2008



Vijay Singh

Norton, MA
TPC Boston

August 29-September 1, 2008 FedExCup Points: 190,000
Par/Yards: 36-35—71/7,207

Purse: \$7,000,000

LEADERS

First Round

Mike Weir	61 (-10)
Vijay Singh	64 (-7)
John Merrick	64 (-7)
Briny Baird	64 (-7)
Heath Slocum	64 (-7)
Eric Axley	65 (-6)
Ben Curtis	65 (-6)

Second Round

Tim Clark	128 (-14)
Mike Weir	129 (-13)
Ben Curtis	130 (-12)
Vijay Singh	130 (-12)
Jim Furyk	131 (-11)
Kevin Streelman	131 (-11)
Sergio Garcia	131 (-11)
Ernie Els	131 (-11)

Third Round

Mike Weir	196 (-17)
Camilo Villegas	197 (-16)
Sergio Garcia	199 (-14)
Vijay Singh	199 (-14)
Ben Crane	200 (-13)
Ernie Els	200 (-13)
Jim Furyk	200 (-13)

CUT: 36-hole cut of 86 players at 3-under-par 139 from a field of 115 professionals. 54-hole cut: 72 players at 3-under 210 from a field of 86 professionals.

WEATHER: Friday: Partly cloudy skies with a high temperature of 78 degrees and winds light and variable. Saturday: Light mist and rain in the morning with mostly cloudy skies during the day and a high

of 74. Winds S-SW at 5-10 mph. Sunday: Sunny and breezy with a high of 82 and winds NW at 10-20 mph with higher gusts. Monday: Sunny with a high of 83 and winds N-NW at 10-20 mph.

Player	Pos.	Score	Total	FedExCup Points	Official Money
VIJAY SINGH	1	64-66-69-63	262	11,000	\$1,260,000.00
Mike Weir	2	61-68-67-71	267	7,400	756,000.00
Ernie Els	3	66-65-69-70	270	4,900	406,000.00
Camilo Villegas	3	68-66-63-73	270	4,900	406,000.00
Sergio Garcia	15	67-64-68-72	271	3,900	266,000.00
Tim Herron	15	72-67-67-65	271	3,900	266,000.00
Chad Campbell	17	67-70-69-66	272	3,558	218,166.67
Justin Leonard	17	69-70-66-67	272	3,558	218,166.67
Jim Furyk	17	66-65-69-72	272	3,558	218,166.67
Ben Crane	T10	72-65-63-73	273	3,250	175,000.00
Ken Duke	T10	66-67-70-70	273	3,250	175,000.00
Steve Marino	T10	66-66-71-70	273	3,250	175,000.00
Ryuji Imada	T13	69-65-68-72	274	3,000	140,000.00
Steve Stricker	T13	69-67-70-68	274	3,000	140,000.00
Angel Cabrera	115	67-68-69-71	275	2,775	108,500.00
Tim Clark	115	66-62-73-74	275	2,775	108,500.00
Steve Flesch	115	68-65-73-69	275	2,775	108,500.00
Hunter Mahan	115	70-64-72-69	275	2,775	108,500.00
Heath Slocum	115	64-68-69-74	275	2,775	108,500.00
Johnson Wagner	115	68-65-74-68	275	2,775	108,500.00
Briny Baird	T21	64-69-68-75	276	2,500	70,000.00
K.J. Choi	T21	69-70-70-67	276	2,500	70,000.00
Richard S. Johnson	T21	67-66-69-74	276	2,500	70,000.00
Pat Perez	T21	69-69-68-70	276	2,500	70,000.00
Carl Pettersson	T21	67-68-68-73	276	2,500	70,000.00
Brett Quigley	T21	69-70-67-70	276	2,500	70,000.00
Michael Allen	T27	71-68-66-72	277	2,348	48,650.00
Ben Curtis	T27	65-65-75-72	277	2,348	48,650.00
J.J. Henry	T27	68-69-71-69	277	2,348	48,650.00

Player	Pos.	Score	Total	FedExCup Points	Official Money
Anthony Kim	T27	66-66-74-71	277	2,348	\$48,650.00
Brandt Snedeker	T27	67-68-72-70	277	2,348	48,650.00
Boo Weekley	T27	70-67-70-70	277	2,348	48,650.00
Stuart Appleby	T33	70-66-70-72	278	2,259	36,200.00
Jonathan Byrd	T33	67-69-69-73	278	2,259	36,200.00
Stewart Cink	T33	67-69-69-73	278	2,259	36,200.00
Charley Hoffman	T33	67-69-71-71	278	2,259	36,200.00
John Merrick	T33	64-68-76-70	278	2,259	36,200.00
Jesper Parnevik	T33	68-71-66-73	278	2,259	36,200.00
John Senden	T33	69-69-70-70	278	2,259	36,200.00
Woody Austin	T40	72-66-66-75	279	2,200	28,000.00
Tim Petrovic	T40	71-65-72-71	279	2,200	28,000.00
John Rollins	T40	73-66-70-70	279	2,200	28,000.00
Lucas Glover	T40	69-69-67-74	279	2,200	28,000.00
Bo Van Pelt	T44	67-67-74-72	280	2,151	21,163.34
Bubba Watson	T44	70-69-71-70	280	2,151	21,163.34
Robert Allenby	T44	70-67-71-72	280	2,151	21,163.34
Scott McCarron	T44	69-70-69-72	280	2,151	21,163.34
Nick O'Hern	T44	69-66-73-72	280	2,151	21,163.34
Charlie Wi	T44	66-67-71-76	280	2,151	21,163.34
Stephen Ames	T50	71-67-71-72	281	2,115	16,100.00
Bart Bryant	T50	69-70-68-74	281	2,115	16,100.00
Brian Davis	T50	70-66-70-75	281	2,115	16,100.00
Jason Day	T50	70-66-74-71	281	2,115	16,100.00
Brian Gay	T50	68-68-73-72	281	2,115	16,100.00
Lucas Glover	T50	68-71-67-75	281	2,115	16,100.00
Trevor Immelman	T50	71-67-71-72	281	2,115	16,100.00
Martin Laird	T50	70-68-70-73	281	2,115	16,100.00
R					

Dell Technologies Championship Summaries

Dell Technologies Championship

2009



Steve Stricker

Norton, MA
TPC Boston

September 4-7, 2009

FedExCup Points: 2,500
Par/Yards: 36-35—71/7,202

Purse: \$7,500,000

LEADERS

First Round

Jim Furyk.....	.63 (-8)
Steve Stricker.....	.63 (-8)
Angel Cabrera.....	.65 (-6)
Retief Goosen.....	.65 (-6)
Matt Kuchar.....	.65 (-6)
Justin Leonard.....	.65 (-6)
Scott Verplank.....	.65 (-6)

Second Round

Jim Furyk.....	130 (-12)
Sean O'Hair.....	130 (-12)
Retief Goosen.....	132 (-10)
Marc Leishman.....	132 (-10)
Steve Stricker.....	135 (T15)

Third Round

Retief Goosen.....	200 (-13)
Sean O'Hair.....	200 (-13)
Steve Stricker.....	200 (-13)
Padraig Harrington.....	201 (-12)
Kevin Na.....	201 (-12)
Scott Verplank.....	201 (-12)
Jerry Kelly.....	202 (-11)
Kevin Sutherland.....	202 (-11)

CUT: 73 players at 1-under 141 from a field of 99 professionals. (Paul Casey withdrew prior to play with an injury.)

WEATHER: Friday: Sunny and cool with a morning low of 73 degrees. Afternoon highs reached into the lower 80s, with light and variable winds. Saturday: Sunny and cool in the morning with S-SW winds

5-10 mph. Afternoon highs reached into the upper 70s. Sunday: Sunny and cool with SE winds 5-10 mph with afternoon highs reaching into the lower 80s. Monday: Sunny and cool with a morning low of 53. Winds S-SE 5-10 mph, with afternoon highs in the lower 70s.

Player	Pos.	Score	Total	FedExCup Points	Official Money
STEVE STRICKER	1	63-72-65-67	267	2,500.00	\$1,350,000.00
Jason Dufne.....	T2	66-69-68-65	268	1,250.00	660,000.00
Scott Verplank.....	T2	65-68-67-67	268	1,250.00	660,000.00
Angel Cabrera.....	T4	65-69-70-65	269	600.00	310,000.00
Padraig Harrington.....	T4	67-67-67-68	269	600.00	310,000.00
Dustin Johnson.....	T4	68-65-70-66	269	600.00	310,000.00
Geoff Ogilvy.....	7	66-68-70-66	270	450.00	251,250.00
Jim Furyk.....	T8	63-67-73-68	271	400.00	217,500.00
Retief Goosen.....	T8	65-67-68-71	271	400.00	217,500.00
Sean O'Hair.....	T8	66-64-70-71	271	400.00	217,500.00
Jerry Kelly.....	T11	66-69-67-70	272	315.00	165,000.00
Kevin Na.....	T11	69-66-66-71	272	315.00	165,000.00
John Senden.....	T11	69-64-70-69	272	315.00	165,000.00
Tiger Woods.....	T11	70-67-72-63	272	315.00	165,000.00
Bill Haas.....	T15	69-66-72-66	273	272.50	123,750.00
Matt Kuchar.....	T15	65-71-68-69	273	272.50	123,750.00
Marc Leishman.....	T15	70-62-72-69	273	272.50	123,750.00
Kevin Sutherland.....	T15	68-65-69-71	273	272.50	123,750.00
Jason Day.....	T19	68-66-72-68	274	252.50	94,125.00
Zach Johnson.....	T19	68-71-67-68	274	252.50	94,125.00
Justin Leonard.....	T19	65-68-72-69	274	252.50	94,125.00
Charlie Wi.....	T19	71-64-72-67	274	252.50	94,125.00
Stephen Ames.....	T23	67-73-68-66	275	235.00	72,000.00
Jeff Overton.....	T23	69-66-70-70	275	235.00	72,000.00
Mike Weir.....	T23	68-65-72-70	275	235.00	72,000.00

Player	Pos.	Score	Total	FedExCup Points	Official Money
Sergio Garcia.....	26	70-71-68-67	276	225.00	\$60,000.00
Charley Hoffman.....	T27	69-69-70-69	277	210.00	53,250.00
Steve Marino.....	T27	70-68-71-68	277	210.00	53,250.00
Phil Mickelson.....	T27	71-68-72-66	277	210.00	53,250.00
Pat Perez.....	T27	70-65-75-67	277	210.00	53,250.00
Mark Wilson.....	T27	70-69-66-72	277	210.00	53,250.00
Jason Bohm.....	T32	73-67-69-69	278	187.50	43,406.25
Brandt Snedeker.....	T32	70-70-71-67	278	187.50	43,406.25
Kevin Streelman.....	T32	70-68-71-69	278	187.50	43,406.25
Bo Van Pelt.....	T32	68-71-71-68	278	187.50	43,406.25
Woody Austin.....	T36	67-70-74-68	279	152.50	31,537.50
Greg Chalmers.....	T36	67-70-74-68	279	152.50	31,537.50
Lucas Glover.....	T36	69-68-72-70	279	152.50	31,537.50
Anthony Kim.....	T36	71-70-67-71	279	152.50	31,537.50
Hunter Mahan.....	T36	73-66-69-71	279	152.50	31,537.50
Troy Matteson.....	T36	66-71-72-70	279	152.50	31,537.50
Scott McCarron.....	T36	70-70-69-70	279	152.50	31,537.50
Bryce Molder.....	T36	67-69-72-71	279	152.50	31,537.50
Scott Piercy.....	T36	67-69-74-69	279	152.50	31,537.50
David Tomms.....	T36	67-69-73-70	279	152.50	31,537.50
Mathew Goggin.....	T46	71-69-69-71	280	120.00	21,850.00
Kenny Perry.....	T46	69-72-69-70	280	120.00	21,850.00
Nick Watney.....	T46	71-69-71-69	280	120.00	21,850.00
Brian Davis.....	T49	67-70-73-71	281	100.00	18,510.00
Bob Estes.....	T49	70-71-71-69	281	100.00	18,510.00

Player	Pos.	Score	Total	FedExCup Points	Official Money
Michael Letzig.....	T49	68-68-73-72	281	100.00	\$18,510.00
Davis Love III.....	T49	69-70-71-71	281	100.00	18,510.00
D.A. Points.....	T49	69-70-73-69	281	100.00	18,510.00
Luke Donald.....	T54	69-72-72-69	282	72.50	17,025.00
Brian Gay.....	T54	70-67-73-62	282	72.50	17,025.00
Charles Howell III.....	T54	68-69-71-74	282	72.50	17,025.00
Justin Rose.....	T54	69-70-77-66	282	72.50	17,025.00
Vijay Singh.....	T54	67-72-70-73	282	72.50	17,025.00
Boo Weeleley.....	T54	68-69-74-71	282	72.50	17,025.00
Daniel Chopra.....	T60	67-71-73-72	283	50.00	16,500.00
Brimy Baird.....	T61	73-67-74-70	284	37.50	15,975.00
Jonathan Byrd.....	T61	67-74-71-72	284	37.50	15,975.00
J.J. Henry.....	T61	72-68-74-70	284	37.50	15,975.00
Greg Owen.....	T61	69-69-73-73	284	37.50	15,975.00
Brett Quigley.....	T61	70-69-71-74	284	37.50	15,975.00
Camilo Villegas.....	T61	70-69-71-74	284	37.50	15,975.00
Y.E. Yang.....	67	71-70-69-75	285	20.00	15,450.00
J.B. Holmes.....	68	72-67-71-77	287	15.00	15,000.00
Ben Crane.....	T69	73-68-78-69	288	6.63	15,000.00
Fredrik Jacobson.....	T69	69-68-77-73	288	6.63	15,000.00
D.J. Trahan.....	T69	71-70-76-71	288	6.63	15,000.00
Richard S. Johnson.....	T72	68-72-75-74	289	4.80	14,700.00
Ryuji Imada.....	73	74-66-75-81	296	4.70	14,550.00

Dell Technologies Championship

2010



Charley Hoffman

Norton, MA
TPC Boston

September 3-6, 2010

FedExCup Points: 2,500
Par/Yards: 36-35—71/7,214

Purse: \$7,500,000

LEADERS

First Round

Jason Day.....	.63 (-8)
Zach Johnson.....	.63 (-8)
Brian Davis.....	.64 (-7)
Charley Hoffman.....	.64 (-7)
Hunter Mahan.....	.64 (-7)
Rory McIlroy.....	.64 (-7)
Ryan Moore.....	.64 (-7)
Geoff Ogilvy.....	.64 (-7)
Ryan Palmer.....	.64 (-7)
D.J. Trahan.....	.64 (-7)

Second Round

Jason Day.....	130 (-12)
Brandt Snedeker.....	130 (-12)
Charley Hoffman.....	131 (-11)
Matt Kuchar.....	131 (-11)
Luke Donald.....	132 (-10)
Steve Stricker.....	133 (-9)
D.J. Trahan.....	133 (-9)

Third Round

Jason Day.....	196 (-17)
Brandt Snedeker.....	197 (-16)
Luke Donald.....	198 (-15)
Charley Hoffman.....	200 (-13)
Steve Stricker.....	200 (-13)
Geoff Ogilvy.....	201 (-12)
Phil Mickelson.....	201 (-12)
Adam Scott.....	201 (-12)
Charlie Wi.....	201 (-12)

CUT: 72 players at 1-under 141 from a field of 99 professionals.

WEATHER: Friday: Light remnants from Hurricane Earl made for overcast skies and sporadic, light-to-moderate showers. Highs in the mid 80s, WSW winds at 8-15 mph. Saturday: Mostly sunny with

an afternoon high of 81 degrees. Winds W at 15-25 mph. Sunday: Sunny with an afternoon high of 78 degrees. Winds WSW at 12-17 mph. Monday: Sunny with afternoon high of 78. Winds SW at 4-8 mph.

Player	Pos.	Score	Total	FedExCup Points	Official Money
CHARLEY HOFFMAN	1	64-67-69-62	262	2,500.00	\$1,350,000.00
Jason Day.....	T2	63-67-66-71	267	1,083.33	560,000.00
Luke Donald.....	T2	65-67-66-69	267	1,083.33	560,000.00
Geoff Ogilvy.....	T2	64-72-65-66	267	1,083.33	560,000.00
Tom Gillis.....	T5	67-71-65-65	268	500.00	273,750.00
Adam Scott.....	T5	67-69-65-67	268	500.00	273,750.00
Brandt Snedeker.....	T5	66-64-67-71	268	500.00	273,750.00
John Senden.....	8	66-68-69-67	270	425.00	232,500.00
Steve Stricker.....	9	65-68-67-71	271	400.00	217,500.00
D.J. Trahan.....	10	64-69-69-70	272	375.00	202,500.00
Michael Sim.....	T11	68-66-72-68	274	297.85	148,928.57
J.B. Holmes.....	T11	66-71-69-68	274	297.85	148,928.57
Matt Kuchar.....	T11	66-65-72-71	274	297.85	148,928.57
Ryan Palmer.....	T11	64-72-69-69	274	297.85	148,928.57
Andres Romero.....	T11	68-66-68-72	274	297.85	148,928.57
Vijay Singh.....	T11	66-68-69-71	274	297.85	148,928.57
Tiger Woods.....	T11	72-65-69-68	274	297.85	148,928.57
Angel Cabrera.....	T18	69-68-69-69	275	257.50	101,250.00
Stewart Cink.....	T18	68-66-72-69	275	257.50	101,250.00
Jason Dufner.....	T18	66-73-68-68	275	257.50	101,250.00
Charlie Wi.....	T18	68-66-67-74	275	257.50	101,250.00
Kris Blankens.....	T22	66-68-72-70	276	240.00	78,000.00
Brian Davis.....	T22	64-73-69-70	276	240.00	78,000.00

Player	Pos.	Score	Total	FedExCup Points	Official Money
Bill Haas.....	T22	66-73-69-68	276	240.00	78,000.00
Paul Casey.....	T25	66-72-71-68	277	220.00	\$58,500.00
Retief Goosen.....	T25	67-68-71-70	277	220.00	58,500.00
Martin Laird.....	T25	66-69-74-68	277	220.00	58,500.00
Phil Mickelson.....	T26	69-65-67-76	277	220.00	58,500.00
Bo Van Pelt.....	T25	70-70-68-69	277	220.00	58,500.00
Ernie Els.....	T30	70-67-70-71	278	200.00	48,750.00
Zach Johnson.....	T30	63-71-71-73	278	200.00	48,750.00
Justin Leonard.....	T30	69-68-67-76	278	200.00	48,750.00
Matt Jones.....	T33	65-70-73-71	279	182.50	41,437.50
Hunter Mahan.....	T33	64-70-71-74	279	182.50	41,437.50
Kevin Na.....	T33	69-67-70-73	279	182.50	41,437.50
Nick Watney.....	T33	69-72-70-68	279	182.50	41,437.50
Jim Furyk.....	T37	66-73-71-70	280	162.50	34,500.00
Fredrik Jacobson.....	T37	65-76-69-70	280	162.50	34,500.00
Rory McIlroy.....	T37	64-76-69-71	280	162.50	34,500.00
Bo Van Pelt.....	T37	67-71-73-69	280	162.50	34,500.00
Jason Bohm.....	T41	67-74-72-68	281	142.50	28,500.00
Greg Chalmers.....	T41	68-72-72-69	281	142.50	28,500.00
Rickie Fowler.....	T41	67-70-74-70	281	142.50	28,500.00
Steve Marino.....	T41	65-69-71-76	281	142.50	28,500.00
Robert Allenby.....	T45	69-70-75-68	282	102.50	19,550.00
Stephen Ames.....	T45	67-68-75-72	282	102.50	19,550.00
K.J. Choi.....	T45	69-71-72-70	282	102.50	19,550.00

Player	Pos.	Score	Total	FedExCup Points	Official Money
Tim Clark.....	T45	69-72-71-70	282	102.50	19,550.00
Brendon de Jonge.....	T45	67-72-73-70	282	102.50	\$19,550.00
Tim Petrovic.....	T45	68-71-71-72	282	102.50	19,550.00
Ian Poulter.....	T45	67-73-73-69			

Dell Technologies Championship Summaries

Dell Technologies Championship

2011



Webb Simpson

Norton, MA
TPC Boston

September 02-05, 2012

FedExCup Points: 17,690

Purse: \$8,000,000

Par/Yards: 36-35-71/ 7,214

LEADERS		First Round	Second Round	Third Round
	Troy Matteson	65 (-6)	Charl Schwartzel	132 (-10)
	Luke Donald	66 (-5)	Adam Scott	132 (-10)
	Jerry Kelly	66 (-5)	Bubba Watson	132 (-10)
	Charl Schwartzel	66 (-5)	Brandt Snedeker	133 (-9)
	Y.E. Yang	66 (-5)	Nick Watney	134 (-8)
	Webb Simpson	69 (-2)	Webb Simpson	137 (-5)
			Bubba Watson - 202 (-11)	
			Jason Day - 203 (-10)	
			Jerry Kelly - 203 (-10)	
			Chez Reavie - 203 (-10)	
			Adam Scott - 203 (-10)	
			Brendan Steele - 203 (-10)	
			Webb Simpson - 204 (-9)	

CUT: 78 players at 1-over 143 from a field of 99 professionals.

WEATHER: Friday: Mostly sunny with an afternoon high of 81 degrees. Winds S 7-12 mph. Saturday: Partly cloudy with an afternoon high in the lower 80s. Variable winds 8-12 mph. Sunday: Partly cloudy

with an afternoon high of 84 degrees. Winds SSW 8-15 mph. Monday: Afternoon high reaching 83 degrees, with S-SW winds 8-15 mph. Gusts reaching 20 mph.

Player	Pos.	Score	Total	FedExCup Points	Official Money
WEBB SIMPSON	1	69-68-67-65	269	2,500.00	\$1,440,000.00
Chez Reavie	2	67-68-68-66	269	1,500.00	864,000.00
Jason Day	3	67-68-67-68	271	766.66	416,000.00
Luke Donald	4	66-70-68-67	271	766.66	416,000.00
Brandt Snedeker	5	69-64-72-66	271	766.66	416,000.00
Jim Furyk	6	69-69-66-66	272	500.00	288,000.00
Bo Van Pelt	7	73-68-66-66	273	450.00	268,000.00
Hunter Mahan	8	68-71-69-66	274	412.50	240,000.00
Adam Scott	9	69-63-71-71	274	412.50	240,000.00
Phil Mickelson	10	70-73-63-69	275	319.16	177,333.33
Kyle Stanley	11	68-71-68-68	275	319.16	177,333.33
Blake Adams	12	70-67-69-70	275	319.16	177,333.33
Jerry Kelly	13	65-69-68-72	275	319.16	177,333.33
Ryan Moore	14	68-68-69-70	275	319.16	177,333.33
Brendan Steele	15	69-67-67-72	275	319.16	177,333.33
Erich Els	16	70-65-71-70	276	265.00	120,000.00
Zach Johnson	17	68-69-69-70	276	265.00	120,000.00
Robert Karlsson	18	74-67-64-71	276	265.00	120,000.00
Steve Marino	19	67-72-68-69	276	265.00	120,000.00
Bubba Watson	20	68-64-70-74	276	265.00	120,000.00
Chad Campbell	21	71-67-69-70	277	242.50	86,400.00
Lucas Glover	22	69-69-69-70	277	242.50	86,400.00
Charl Schwartzel	23	66-66-72-73	277	242.50	86,400.00
John Senden	24	70-69-67-71	277	242.50	86,400.00
Matt Kuchar	25	69-69-71-69	278	217.50	61,066.67
Sean O'Hair	26	70-70-66-72	278	217.50	61,066.67

Player	Pos.	Score	Total	FedExCup Points	Official Money
Camilo Villegas	27	73-70-65-70	278	217.50	\$61,066.67
Johnston Wagner	28	69-69-71-69	278	217.50	61,066.67
Geoff Ogilvy	29	69-70-66-73	278	217.50	61,066.67
Gary Woodland	30	69-69-66-74	278	217.50	61,066.67
Jason Dufner	31	68-67-74-70	279	187.50	46,400.00
Sergio Garcia	32	71-65-74-69	279	187.50	46,400.00
Charley Hoffman	33	70-73-65-71	279	187.50	46,400.00
Charles Howell III	34	72-70-69-68	279	187.50	46,400.00
Chris Kirk	35	71-66-72-70	279	187.50	46,400.00
Andres Romero	36	71-68-69-71	279	187.50	46,400.00
Spencer Levin	37	72-71-67-70	280	160.00	36,000.00
Graeme McDowell	38	71-68-70-71	280	160.00	36,000.00
George McNeill	39	67-72-70-71	280	160.00	36,000.00
Carl Pettersson	40	69-70-70-71	280	160.00	36,000.00
Jimmy Walker	41	71-72-70-67	280	160.00	36,000.00
Greg Chalmers	42	72-65-71-73	281	122.50	24,576.00
Brian Davis	43	70-66-72-73	281	122.50	24,576.00
Fredrik Jacobson	44	74-66-70-71	281	122.50	24,576.00
Dustin Johnson	45	68-71-67-75	281	122.50	24,576.00
Marc Leishman	46	71-72-66-72	281	122.50	24,576.00
William McGirt	47	69-69-71-72	281	122.50	24,576.00
Steve Stricker	48	69-73-69-70	281	122.50	24,576.00
Chris Stroud	49	72-68-68-73	281	122.50	24,576.00
Jhonattan Vegas	50	71-72-67-71	281	122.50	24,576.00
Y.E. Yang	51	66-71-71-73	281	122.50	24,576.00
Robert Allenby	52	70-72-69-71	282	87.50	18,760.00

Player	Pos.	Score	Total	FedExCup Points	Official Money
Rickie Fowler	T52	68-67-70-77	282	87.50	\$18,760.00
J.J. Henry	T52	72-68-71-71	282	87.50	18,760.00
Scott Stallings	T52	72-65-74-71	282	87.50	18,760.00
Jonathan Byrd	T56	67-71-74-71	283	70.00	18,080.00
Bill Lunde	T56	68-71-70-74	283	70.00	18,080.00
Mark Wilson	T56	70-70-69-74	283	70.00	18,080.00
Robert Garrigus	T59	72-69-73-70	284	57.50	17,680.00
David Toms	T59	69-72-67-76	284	57.50	17,680.00
Ben Crane	T61	70-71-71-73	285	35.00	16,960.00
Bill Haas	T61	70-70-72-73	285	35.00	16,960.00
Ryuji Imada	T61	73-69-70-73	285	35.00	16,960.00
Brandt Snedeker	T61	71-72-70-72	285	35.00	16,960.00
Ryan Palmer	T61	70-73-69-73	285	35.00	16,960.00
Pat Perez	T61	74-69-75-67	285	35.00	16,960.00
Nick Watney	T61	67-67-71-80	285	35.00	16,960.00
Davis Love III	T68	71-72-69-74	286	7.94	16,000.00
Jeff Overton	T68	70-71-76-69	286	7.94	16,000.00
John Rollins	T68	68-73-69-76	286	7.94	16,000.00
Justin Rose	T68	70-70-72-74	286	7.94	16,000.00
Rory Sabbatini	T68	67-75-72-72	286	7.94	16,000.00
Padraig Harrington	T73	69-73-70-75	287	4.70	15,520.00
Martin Laird	T74	71-72-72-73	288	4.55	15,280.00
Scott Piercy	T74	68-73-77-70	288	4.55	15,280.00
Ricky Barnes	T76	72-69-71-77	289	4.40	15,040.00
Aaron Baddeley	T77	72-69-75-75	291	4.25	14,800.00
Troy Matteson	T77	65-71-77-78	291	4.25	14,800.00

Dell Technologies Championship

2012



Rory McIlroy

Norton, MA
TPC Boston

August 31-September 3, 2012

FedExCup Points: 2,500

Purse: \$8,000,000

Par/Yards: 36-35-71/7,216

LEADERS		First Round	Second Round	Third Round
	Seung-yul Noh	62 (-9)	Rory McIlroy	130 (-12)
	Chris Kirk	63 (-8)	Louis Oosthuizen	131 (-11)
	Ryan Moore	64 (-7)	Ryan Moore	132 (-10)
	Jeff Overton	64 (-7)	Tiger Woods	132 (-10)
	Tiger Woods	64 (-7)	Jason Dufner	133 (-9)
	Rory McIlroy	65 (-6)	Chris Kirk	133 (-9)
			Seung-yul Noh	133 (-9)
			D.A. Points	133 (-9)
			Charl Schwartzel	133 (-9)
			Louis Oosthuizen	194 (-19)
			Rory McIlroy	197 (-16)
			Dustin Johnson	200 (-13)
			Tiger Woods	200 (-13)
			Bryce Molder	202 (-11)
			Ryan Moore	202 (-11)

CUT: 78 players at 2-over par 144 from a field of 98 professionals.

WEATHER: Friday: Mostly sunny, with an afternoon high in the lower 90s. Winds SSW 8-12 mph. Saturday: Sunny and cooler with an afternoon high of 78. Winds ESE 5-8 mph. Sunday: Partly cloudy,

with an afternoon high of 76. Light sprinkles in the late afternoon Winds ESE 4-8 mph. Monday: Mostly sunny, with an afternoon high of 78. Winds SE 5-10 mph.

Player	Pos.	Score	Total	FedExCup Points	Official Money
RORY MCILROY	1	65-66-67-67	264	2,500.00	\$1,440,000.00
Louis Oosthuizen	2	66-66-63-71	265	1,500.00	864,000.00
Tiger Woods	3	64-68-68-66	266	1,000.00	544,000.00
Dustin Johnson	4	67-68-65-70	270	650.00	352,000.00
Phil Mickelson	5	68-68-68-66	270	650.00	352,000.00
Brandt Snedeker	6	69-70-65-67	271	500.00	288,000.00
Jeff Overton	7	64-71-69-68	272	437.50	258,000.00
Adam Scott	8	69-69-69-66	272	437.50	258,000.00
Bryce Molder	9	65-69-68-71	273	400.00	232,000.00
Ryan Moore	10	64-68-70-72	274	362.50	208,000.00
Kevin Stadler	11	68-71-69-66	274	362.50	208,000.00
John Senden	12	66-69-70-70	275	325.00	184,000.00
Keegan Bradley	13	71-73-63-69	276	282.00	145,600.00
Jim Furyk	14	70-62-65-70	276	282.00	145,600.00
Seung-yul Noh	15	62-71-75-68	276	282.00	145,600.00
Steve Stricker	16	69-69-68-70	276	282.00	145,600.00
Lee Westwood	17	68-71-69-68	276	282.00	145,600.00
Jason Dufner	18	67-66-70-74	277	262.50	116,000.00
Webb Simpson	19	69-70-66-72	277	262.50	116,000.00
Jonas Blixt	20	67-72-71-68	278	242.50	86,666.67
Troy Matteson	21	72-67-70-69	278	242.50	86,666.67
John Merrick	22	68-72-68-70	278	242.50	86,666.67
Dicky Pride	23	69-72-69-68	278	242.50	86,666.67
D.A. Points	24	68-66-71-74	278	242.50	86,666.67
Nick Watney	25	72-69-66-71	278	242.50	86,666.67
William McGirt	26	69-72-69-69	279	205.00	54,444.45

Player	Pos.	Score	Total	FedExCup Points	Official Money
Pat Perez	T26	69-72-69-69	279	205.00	\$54,444.45
Vijay Singh	T26	73-69-68-69	279	205.00	54,444.45
Bo Van Pelt	T26	69-71-70-69	279	205.00	54,444.45
Luke Donald	T26	67-72-70-70	279	205.00	54,444.45
Ernie Els	T26	69-69-71-70	279	205.00	54,444.45
Tom Gillis	T26	69-69-71-70	279	205.00	54,444.45
David Hearn	T26	67-69-68-75	279	205.00	54,444.45
Charley Hoffman	T26	67-67-69-76	279	205.00	54,444.45
Matt Every	T35	71-68-68-73	280	172.50	40,300.00
Bill Haas	T35	71-72-68-69	280	172.50	40,300.00
Chris Kirk	T35	63-70-75-72	280	172.50	40,300.00
Matt Kuchar	T35	70-74-68-68	280	172.50	40,300.00
Greg Chalmers	T39	69-6			

Dell Technologies Championship Summaries

Dell Technologies Championship

2013



Henrik Stenson

Norton, MA
TPC Boston

August 27-September 2, 2013

FedExCup Points: 2,500 (first)
Par/Yards: 36-35—71/7,216

Purse: \$8,000,000

LEADERS

First Round

Brian Davis.....	63 (-8)
Phil Mickelson.....	63 (-8)
Kevin Stadler.....	64 (-7)
Roberto Castro.....	65 (-6)
Sergio Garcia.....	65 (-6)
Hunter Mahan.....	65 (-6)
Henrik Stenson.....	67 (-4)

Second Round

Sergio Garcia.....	129 (-13)
Roberto Castro.....	130 (-12)
Henrik Stenson.....	130 (-12)
Jason Dufner.....	132 (-10)
Matt Kuchar.....	132 (-10)

Third Round

Sergio Garcia.....	194 (-19)
Henrik Stenson.....	196 (-17)
Graham DeLaet.....	197 (-16)
Steve Stricker.....	197 (-16)
Roberto Castro.....	198 (-15)
Jason Dufner.....	198 (-15)

CUT: 76 players at 1-under-par 141 from a field of 100 professionals.

WEATHER: Friday: Partly cloudy, with a high of 81. Winds WSW at 5-10 mph. Saturday: Mostly cloudy, with a high of 83. Winds SSW at 10-18 mph. Sunday: Cloudy, with heavy rain showers. High of 80. Winds SSW at 8-15 mph. Officials suspended play due to a dangerous weather situation at 8:46 a.m., with seven groups on the course. Officials decided to erase play from the morning and restart the round with threesomes off split tees beginning at noon. An additional delay of 15 minutes occurred, with tee times

running from 12:15-2:15 p.m. Due to wet conditions, preferred lies were utilized. Monday: Due to the threat of inclement weather, tee times were scheduled between 8 a.m.-10 a.m. in threesomes off Nos. 1 and 10 tees. Cloudy with periodic thunderstorms and rain showers. High of 77. Winds S at 6-12 mph. Officials suspended the start of play from 8 a.m. to 9:30 a.m. due to a dangerous weather situation and again suspended play at 2:07 p.m. due to a dangerous weather situation, with six players finishing their rounds. The round resumed at 3:58 p.m. for a delay of 1:51.

Player	Pos.	Score	Total	FedExCup Points	Official Money
Henrik Stenson.....	1	67-63-66-66	262	2,500.00	\$1,440,000.00
Steve Stricker.....	2	66-68-63-67	264	1,500.00	864,000.00
Graham DeLaet.....	3	67-68-62-69	266	1,000.00	544,000.00
Sergio Garcia.....	14	65-64-65-73	267	562.50	315,000.00
Matt Kuchar.....	14	66-66-69-66	267	562.50	315,000.00
Jordan Spieth.....	14	67-66-72-62	267	562.50	315,000.00
Kevin Stadler.....	14	64-71-64-68	267	562.50	315,000.00
Brian Davis.....	8	63-72-66-67	268	425.00	248,000.00
Roberto Castro.....	19	65-65-68-71	269	362.50	208,000.00
Brendon de Jonge.....	19	69-65-69-66	269	362.50	208,000.00
Jason Dufner.....	19	66-66-66-71	269	362.50	208,000.00
Ian Poulter.....	19	66-68-66-69	269	362.50	208,000.00
Jason Day.....	113	67-67-67-69	270	288.33	154,666.67
Scott Piercy.....	113	68-66-67-69	270	288.33	154,666.67
Hunter Mahan.....	113	65-70-66-69	270	288.33	154,666.67
Keegan Bradley.....	116	69-65-67-70	271	267.50	124,000.00
Chris Kirk.....	116	66-71-65-69	271	267.50	124,000.00
Marc Leishman.....	116	70-67-64-70	271	267.50	124,000.00
Justin Rose.....	116	70-63-69-69	271	267.50	124,000.00
Ernie Els.....	120	66-69-68-69	272	252.50	100,000.00
Brendan Steele.....	120	67-67-69-69	272	252.50	100,000.00
Kevin Chappell.....	122	68-70-64-71	273	235.00	76,800.00
John Huh.....	122	66-71-70-66	273	235.00	76,800.00
Charl Schwartzel.....	122	67-68-67-71	273	235.00	76,800.00
Daniel Summerhays.....	122	68-68-69-68	273	235.00	76,800.00
Nicholas Thompson.....	122	66-68-67-72	273	235.00	76,800.00

Player	Pos.	Score	Total	FedExCup Points	Official Money
Stewart Cink.....	T27	66-69-70-69	274	202.50	\$53,250.00
Harris English.....	T27	66-67-72-69	274	202.50	53,250.00
Jim Furyk.....	T27	70-68-63-73	274	202.50	53,250.00
Brian Gay.....	T27	67-67-73-67	274	202.50	53,250.00
Charley Hoffman.....	T27	70-65-66-73	274	202.50	53,250.00
Dustin Johnson.....	T27	68-69-68-69	274	202.50	53,250.00
Zach Johnson.....	T27	69-72-67-66	274	202.50	53,250.00
Lee Westwood.....	T27	66-72-69-67	274	202.50	53,250.00
David Hearn.....	T35	68-69-67-71	275	167.50	38,600.00
Scott Stallings.....	T35	68-69-69-69	275	167.50	38,600.00
Chris Stroud.....	T35	69-70-67-69	275	167.50	38,600.00
Camilo Villegas.....	T35	71-68-67-69	275	167.50	38,600.00
Nick Watney.....	T35	69-67-72-67	275	167.50	38,600.00
Boo Weekley.....	T35	67-69-69-70	275	167.50	38,600.00
K.J. Choi.....	T41	67-67-68-74	276	137.50	28,800.00
Luke Donald.....	T41	71-70-67-68	276	137.50	28,800.00
Phil Mickelson.....	T41	63-71-71-71	276	137.50	28,800.00
Bryce Molder.....	T41	71-67-67-71	276	137.50	28,800.00
Kevin Streelman.....	T41	66-71-70-69	276	137.50	28,800.00
Gary Woodland.....	T41	72-67-66-71	276	137.50	28,800.00
Bob Estes.....	T47	66-69-70-72	277	107.50	20,826.67
Graeme McDowell.....	T47	72-66-69-70	277	107.50	20,826.67
Rory McIlroy.....	T47	70-71-64-72	277	107.50	20,826.67
Brandt Snedeker.....	T47	68-68-69-72	277	107.50	20,826.67
Martin Kaymer.....	T47	69-72-67-69	277	107.50	20,826.67
Justin Leonard.....	T47	69-70-72-66	277	107.50	20,826.67

Player	Pos.	Score	Total	FedExCup Points	Official Money
Charles Howell III.....	T53	71-67-69-71	278	70.00	\$18,097.78
Jerry Kelly.....	T53	66-72-70-70	278	70.00	18,097.78
John Merrick.....	T53	67-69-67-75	278	70.00	18,097.78
Rory Sabbatini.....	T53	70-71-69-68	278	70.00	18,097.78
Adam Scott.....	T53	73-66-67-72	278	70.00	18,097.78
Webb Simpson.....	T53	73-68-67-70	278	70.00	18,097.78
Bo Van Pelt.....	T53	68-71-69-70	278	70.00	18,097.78
Jonas Blixt.....	T53	66-75-69-68	278	70.00	18,097.77
Michael Thompson.....	T53	71-70-71-66	278	70.00	18,097.77
Matt Every.....	T62	70-67-72-70	279	40.00	17,120.00
Russell Henley.....	T62	70-67-66-73	279	40.00	17,120.00
Josh Teater.....	T62	70-67-73-69	279	40.00	17,120.00
Stuart Appleby.....	T65	74-67-68-71	280	27.50	16,720.00
Tiger Woods.....	T65	68-67-72-73	280	27.50	16,720.00
Brian Stuard.....	T67	71-66-71-73	281	15.00	16,320.00
Cameron Tringale.....	T67	73-67-71-70	281	15.00	16,320.00
Bubba Watson.....	T67	71-69-70-71	281	15.00	16,320.00
Billy Horschel.....	T70	72-66-72-72	282	4.90	15,840.00
Pat Perez.....	T70	68-72-66-76	282	4.90	15,840.00
Patrick Reed.....	T70	68-72-73-69	282	4.90	15,840.00
Jason Kokrak.....	T73	70-71-70-72	283	4.65	15,440.00
Richard H. Lee.....	T73	69-70-68-76	283	4.65	15,440.00
Ryan Moore.....	T75	66-73-68-77	284	4.50	15,200.00
Angel Cabrera.....	T76	72-67-72-77	288	4.40	15,040.00

Dell Technologies Championship Summaries

Dell Technologies Championship

2016



Rory McIlroy

Norton, MA
TPC Boston

August 30-September 5, 2016

FedExCup Points: 2,000 (first)
Par/Yards: 36-35—71/7,297

Purse: \$8,500,000

LEADERS	First Round	Second Round	Third Round
	James Hahn 65 (-6)	Kevin Chappell 131 (-11)	Paul Casey 198 (-15)
	Ryan Moore 65 (-6)	Paul Casey 132 (-10)	Brian Harman 201 (-12)
	Paul Casey 66 (-5)	Jimmy Walker 132 (-10)	Kevin Chappell 202 (-11)
	Fabian Gomez 66 (-5)	Brian Harman 133 (-9)	Smylie Kaufman 202 (-11)
	Brian Stuard 66 (-5)	Dustin Johnson 134 (-8)	Jimmy Walker 202 (-11)
	Jhonattan Vegas 66 (-5)	Smylie Kaufman 134 (-8)	Rory McIlroy 204 (-9)
	Rory McIlroy 71 (E)	Rory McIlroy 138 (-4)	

CUT: 72 players at 1-under 141 from a field of 97 professionals.

WEATHER: Friday: Partly sunny and cooler, with a high of 76. Wind ENE at 6-12 mph. Saturday: Mostly cloudy, with a high of 75. Wind NE at 5-10 mph. Sunday: Partly cloudy and windy, with a high

of 73. Wind NE 15-20, with gusts to 30 mph. Monday: Due to expected inclement weather associated with Tropical Storm Hermine, final-round tee times were from 7 to 8:50 a.m. Mostly cloudy and windy with a high of 71. Wind NNE 15-20 mph, with gusts to 30 mph.

Player	Pos.	Score	Total	FedExCup Points	Official Money
Rory McIlroy	1	71-67-66-65	269	2,000.00	\$1,530,000.00
Paul Casey	2	66-66-66-73	271	1,200.00	918,000.00
Jimmy Walker	3	68-64-70-70	272	760.00	578,000.00
Adam Scott	4	67-71-70-65	273	540.00	408,000.00
Fabian Gomez	15	66-71-68-69	274	400.00	310,250.00
James Hahn	15	65-74-68-69	274	400.00	310,250.00
Patrick Reed	15	68-67-70-69	274	400.00	310,250.00
Kevin Chappell	18	67-64-71-73	275	281.14	212,500.00
David Hearn	18	68-68-69-70	275	281.14	212,500.00
Billy Hurler III	18	67-68-69-70	275	281.14	212,500.00
Dustin Johnson	18	68-66-75-66	275	281.14	212,500.00
Jason Kokrak	18	70-68-71-66	275	281.14	212,500.00
Ryan Moore	18	65-70-68-72	275	281.14	212,500.00
Louis Oosthuizen	18	71-69-64-71	275	281.14	212,500.00
Jason Day	115	70-71-68-67	276	214.00	131,750.00
Si Woo Kim	115	67-71-69-69	276	214.00	131,750.00
Russell Knox	115	73-67-69-67	276	214.00	131,750.00
Hideki Matsuyama	115	69-70-67-70	276	214.00	131,750.00
Hudson Swafford	115	69-69-70-68	276	214.00	131,750.00
Gary Woodland	115	69-66-74-67	276	214.00	131,750.00
Chad Campbell	121	67-71-72-67	277	196.00	95,200.00
Jordan Spieth	121	68-68-72-69	277	196.00	95,200.00
Brian Stuard	121	66-69-75-67	277	196.00	95,200.00
Roberto Castro	124	67-69-72-70	278	172.00	64,316.67
Sergio Garcia	124	68-68-72-70	278	172.00	64,316.67

Player	Pos.	Score	Total	FedExCup Points	Official Money
Charles Howell III	T24	71-66-68-73	278	172.00	\$64,316.67
Ryan Palmer	T24	70-68-67-73	278	172.00	64,316.67
Steve Stricker	T24	67-69-69-73	278	172.00	64,316.67
Vaughn Taylor	T24	68-69-73-68	278	172.00	64,316.67
Tony Finau	T24	67-69-68-74	278	172.00	64,316.66
Brian Harman	T24	68-65-68-77	278	172.00	64,316.66
Smylie Kaufman	T24	68-66-68-76	278	172.00	64,316.66
Scott Brown	T33	71-70-65-73	279	138.00	43,031.25
Jason Dufner	T33	71-68-69-71	279	138.00	43,031.25
Emiliano Grillo	T33	67-71-73-68	279	138.00	43,031.25
Jim Herman	T33	68-69-71-71	279	138.00	43,031.25
J.B. Holmes	T33	67-71-71-70	279	138.00	43,031.25
Chris Kirk	T33	70-69-69-71	279	138.00	43,031.25
Harold Varner III	T33	71-65-69-74	279	138.00	43,031.25
Jhonattan Vegas	T33	66-72-72-69	279	138.00	43,031.25
Daniel Berger	T41	67-68-74-71	280	112.00	31,450.00
Harris English	T41	67-71-73-69	280	112.00	31,450.00
Branden Grace	T41	72-68-74-66	280	112.00	31,450.00
Kyle Reifers	T41	70-71-70-69	280	112.00	31,450.00
Henrik Stenson	T41	68-70-70-72	280	112.00	31,450.00
Rickie Fowler	T46	69-71-69-72	281	88.00	22,731.43
Adam Hadwin	T46	68-72-73-68	281	88.00	22,731.43
Kevin Kisner	T46	70-69-70-72	281	88.00	22,731.43
Matt Kuchar	T46	70-67-73-71	281	88.00	22,731.43
Patrick Rodgers	T46	71-67-73-70	281	88.00	22,731.43

Player	Pos.	Score	Total	FedExCup Points	Official Money
Brandt Snedeker	T46	71-68-73-69	281	88.00	\$22,731.43
Marc Leishman	T46	68-72-74-67	281	88.00	22,731.42
Ricky Barnes	T53	70-71-70-71	282	66.00	19,677.50
Bryce Molder	T53	70-67-75-70	282	66.00	19,677.50
Sean O'Hair	T53	71-68-69-74	282	66.00	19,677.50
Scott Piercy	T53	72-69-71-70	282	66.00	19,677.50
Jim Furyk	T57	67-71-73-72	283	46.00	18,785.00
Zach Johnson	T57	68-70-77-68	283	46.00	18,785.00
Brooks Koepka	T57	72-69-74-68	283	46.00	18,785.00
Spencer Levin	T57	69-67-74-73	283	46.00	18,785.00
Justin Rose	T57	68-67-69-79	283	46.00	18,785.00
Kevin Streelman	T57	68-72-71-72	283	46.00	18,785.00
David Lingmerth	T63	71-70-74-69	284	30.00	18,105.00
Johnson Wagner	T63	69-68-76-71	284	30.00	18,105.00
Luke Donald	T65	70-71-72-72	285	22.00	17,765.00
John Huh	T65	71-69-74-71	285	22.00	17,765.00
Aaron Baddeley	T67	69-72-71-75	287	12.00	17,340.00
Jon Curran	T67	75-66-76-70	287	12.00	17,340.00
Bill Haas	T67	69-69-74-75	287	12.00	17,340.00
Charl Schwartzel	70	70-66-78-74	288	4.00	17,000.00
Jamie Lovemark	71	68-71-72-78	289	3.92	16,830.00
Brendan Steele	72	70-71-74-75	290	3.84	16,660.00

The following players did not finish
(C=cut, W=withdrew)

C—142-Russell Henley, 143-Jason Bohn, Sung Kang, Jerry Kelly, Martin Laird, Danny Lee, John Senden, Webb Simpson, Bubba Watson, 144-Graeme McDowell, Chez Reavie, Daniel Summerhays, 145-Derek Fathauer, Colt Knost, William McGirt, Vijay Singh, Justin Thomas, 146-Ben Martin, 147-Phil Mickelson, 148-K.J. Choi, Tyrone Van Aswegen, 149-Billy Horschel, Freddie Jacobson, Patton Kizzire, 151-Charley Hoffman.

BMW Championship Summaries

BMW Championship

2007



Tiger Woods

Lemont, IL
Cog Hill Golf and Country Club (Dubsread)

September 6-9, 2007

FedExCup Points: 50,000
Par/Yards: 35-36—71/7,326

Purse: \$7,000,000

LEADERS

First Round

Jonathan Byrd64 (-7)
Justin Rose65 (-6)
Camilo Villegas65 (-6)
Stewart Cink66 (-5)
Troy Matteson66 (-5)
Pat Perez66 (-5)
Tiger Woods67 (-7)

Second Round

Aaron Baddeley133 (-9)
Jonathan Byrd133 (-9)
Justin Rose134 (-8)
Steve Stricker134 (-8)
Tiger Woods134 (-8)
Camilo Villegas134 (-8)

Third Round

Steve Stricker198 (-15)
Aaron Baddeley198 (-15)
Tiger Woods199 (-14)
Justin Rose203 (-10)
Tim Clark204 (-9)
Jonathan Byrd204 (-8)

CUT: No cut. 65 of the 66 professionals completed 72 holes.

WEATHER: Thursday: Mostly cloudy with light sprinkles. Tee times were moved up two hours, 15 minutes to 8 a.m. due to threatening afternoon forecast. Friday: Tee times were moved up three

hours, 15 minutes to 8 a.m. due to threatening weather. Play was delayed for two hours, 47 minutes (9:11-11:58 a.m.) due to a heavy downpour that brought 9/10 inches of rain. Mostly cloudy with a high of 83. Saturday: Sunny with a high of 78. Winds NE 8-10 mph. Sunday: Sunny with a high of 77. Winds NE 10-15 mph.

Player	Pos.	Score	Total	FedExCup Points	Official Money
TIGER WOODS	1	67-67-65-63	262	9,000	\$1,260,000.00
Aaron Baddeley	2	68-65-65-66	264	5,400	756,000.00
Steve Stricker	3	68-66-64-68	266	3,400	480,000.00
Adam Scott	4	68-68-67-65	270	2,400	340,000.00
Tim Clark	5	68-69-67-67	271	1,900	270,000.00
Justin Rose	6	65-69-69-68	271	1,900	270,000.00
Stewart Cink	7	66-73-68-65	272	1,613	229,000.00
Camilo Villegas	7	65-69-71-67	272	1,613	229,000.00
Sergio Garcia	9	68-70-69-67	274	1,450	206,000.00
Jonathan Byrd	10	64-69-71-71	275	1,200	171,000.00
Carl Pettersson	10	71-68-69-67	275	1,200	171,000.00
Ian Poulter	10	68-72-69-66	275	1,200	171,000.00
Rory Sabbatini	10	69-72-68-66	275	1,200	171,000.00
Jim Furyk	11	70-69-67-70	276	875	123,625.00
Lucas Glover	11	70-71-67-68	276	875	123,625.00
Nathan Green	11	67-71-67-71	276	875	123,625.00
Brandt Snedeker	11	70-71-65-70	276	875	123,625.00
Ernie Els	11	73-67-68-69	277	609	85,260.00
Charles Howell III	11	68-73-67-69	277	609	85,260.00
Ryan Moore	11	69-70-68-70	277	609	85,260.00
Pat Perez	11	66-69-70-72	277	609	85,260.00
David Toms	11	72-70-68-67	277	609	85,260.00

Player	Pos.	Score	Total	FedExCup Points	Official Money
Bo Van Pelt	T18	69-71-68-69	277	609	\$85,260.00
Bubba Watson	T18	71-69-69-68	277	609	85,260.00
Stuart Appleby	T25	68-68-71-71	278	390	54,600.00
Charley Hoffman	T25	68-70-72-68	278	390	54,600.00
Ryuji Imada	T25	67-70-71-70	278	390	54,600.00
Kevin Sutherland	T25	70-73-69-66	278	390	54,600.00
Mark Wilson	T25	76-69-68-65	278	390	54,600.00
Angel Cabrera	T30	72-69-71-67	279	291	40,687.50
Luke Donald	T30	76-70-68-65	279	291	40,687.50
Hunter Mahan	T30	69-68-71-71	279	291	40,687.50
John Mallinger	T30	74-68-69-68	279	291	40,687.50
Rocco Mediate	T30	70-70-68-71	279	291	40,687.50
Vaughn Taylor	T30	73-68-69-69	279	291	40,687.50
Scott Verplank	T30	69-70-70-70	279	291	40,687.50
Brett Wetterich	T30	68-72-71-68	279	291	40,687.50
Robert Allenby	T38	75-68-69-68	280	200	28,000.00
Stephen Ames	T38	71-68-69-72	280	200	28,000.00
Woody Austin	T38	67-73-71-69	280	200	28,000.00
K.J. Choi	T38	68-70-71-71	280	200	28,000.00
Trevor Immelman	T38	70-70-69-71	280	200	28,000.00
Zach Johnson	T38	72-71-70-67	280	200	28,000.00
Billy Mayfair	T38	72-69-67-72	280	200	28,000.00

Player	Pos.	Score	Total	FedExCup Points	Official Money
Rod Pampling	T38	73-72-66-69	280	200	\$28,000.00
Heath Slocum	46	71-68-72-70	281	155	21,700.00
Troy Matteson	T47	66-77-68-71	282	141	19,740.00
Kenny Perry	T47	71-71-66-74	282	141	19,740.00
Brian Bateman	T49	73-72-72-69	283	126	17,686.67
Jerry Kelly	T49	74-72-68-69	283	126	17,686.67
Steve Marino	T49	73-70-69-71	283	126	17,686.67
Ken Duke	T52	67-73-71-73	284	117	16,415.00
Anthony Kim	T52	74-70-70-70	284	117	16,415.00
John Senden	T52	71-75-71-67	284	117	16,415.00
Henrik Stenson	T52	75-71-68-70	284	117	16,415.00
John Rollins	56	69-71-74-71	285	114	15,960.00
Sean O'Hair	T57	74-72-71-69	286	113	15,750.00
Boo Weekley	T57	75-72-72-67	286	113	15,750.00
Jose Coceres	T59	70-69-70-78	287	111	15,470.00
Nick Watney	T59	72-73-72-70	287	111	15,470.00
Nick O'Hern	T61	70-73-74-71	288	109	15,190.00
Geoff Ogilvy	T61	78-73-68-69	288	109	15,190.00
Jeff Quinney	63	72-73-70-74	289	107	14,980.00
Vijay Singh	64	74-69-77-70	290	106	14,840.00
Mark Calcavecchia	65	77-71-75-74	297	105	14,700.00

BMW Championship

2008



Camilo Villegas

St. Louis, MO
Bellerive Country Club

September 4-7, 2008

FedExCup Points: 190,000
Par/Yards: 35-35—70/7,207

Purse: \$7,000,000

LEADERS

First Round

Camilo Villegas65 (-5)
Steve Stricker66 (-4)
Kenny Perry66 (-4)
Tim Herron66 (-4)
Andres Romero66 (-4)
Stuart Appleby66 (-4)

Second Round

Camilo Villegas131 (-9)
Jim Furyk132 (-8)
Phil Mickelson133 (-7)
D.J. Trahan134 (-6)
Fredrik Jacobson134 (-6)
Brian Gay134 (-6)

Third Round

Camilo Villegas197 (-13)
Jim Furyk198 (-12)
Anthony Kim201 (-9)
Tim Clark201 (-9)
Brian Gay201 (-9)

CUT: No cut. 68 of the 69 players completed 72 holes.

WEATHER: Thursday: Remnants of Hurricane Gustav pelted Bellerive CC with rain in excess of three inches, postponing the first round until Friday morning. High in the mid-70s. Friday: Mostly cloudy and cool. High of 71. Winds N 5-10 mph. Saturday: The second round began at 7 a.m. under cloudy skies. Fog

forced a 91-minute delay beginning at 7:29 a.m. The third round was suspended due to darkness at 7:18 p.m., with 23 players left to complete their rounds. Partly cloudy and cool. High of 75. Winds N-NW 5-10 mph. Sunday: The third round resumed at 7 a.m., with the final round beginning with threesomes off of split tees at 10:10 a.m. Mostly cloudy. High of 75. Winds W-NW 5-10 mph

Player	Pos.	Score	Total	FedExCup Points	Official Money
CAMILLO VILLEGAS	1	65-66-66-68	265	11,000	\$1,260,000.00
Dudley Hart	2	67-69-66-65	267	7,400	756,000.00
Jim Furyk	3	70-62-66-70	268	4,900	406,000.00
Anthony Kim	3	68-67-66-67	268	4,900	406,000.00
Stephen Ames	T5	68-69-66-66	269	3,825	255,500.00
K.J. Choi	T5	70-68-64-67	269	3,825	255,500.00
D.J. Trahan	T5	71-63-68-67	269	3,825	255,500.00
Tim Clark	T8	67-68-66-69	270	3,500	210,000.00
Hunter Mahan	T8	69-67-68-66	270	3,500	210,000.00
Aaron Baddeley	T10	71-64-67-69	271	3,250	175,000.00
Fredrik Jacobson	T10	67-67-72-65	271	3,250	175,000.00
Steve Stricker	T10	66-71-68-66	271	3,250	175,000.00
Ben Curtis	T13	70-70-68-65	273	2,938	131,250.00
Brian Gay	T13	67-67-67-72	273	2,938	131,250.00
Lucas Glover	T13	68-68-69-68	273	2,938	131,250.00
Trevor Immelman	T13	69-67-70-67	273	2,938	131,250.00
Ernie Els	T17	68-72-66-68	274	2,750	105,000.00
Justin Leonard	T17	69-67-69-70	274	2,750	105,000.00
Phil Mickelson	T17	68-65-71-70	274	2,750	105,000.00
Tommy Armour III	T20	71-64-69-71	275	2,625	87,500.00
Sergio Garcia	T20	68-68-69-70	275	2,625	87,500.00
Eric Axley	T22	70-69-70-67	276	2,464	\$64,983.34
Steve Marino	T22	69-69-70-68	276	2,464	64,983.34

Player	Pos.	Score	Total	FedExCup Points	Official Money
Angel Cabrera	T22	69-69-66-72	276	2,464	\$64,983.33
Billy Mayfair	T22	73-67-67-69	276	2,464	64,983.33
Kevin Streelman	T22	70-68-69-69	276	2,464	64,983.33
Dean Wilson	T22	69-71-66-70	276	2,464	64,983.33
Brady Bryant	T28	68-68-69-71	277	2,340	47,600.00
Geoff Ogilvy	T28	69-71-67-70	277	2,340	47,600.00
Scott Verplank	T28	73-69-68-67	277	2,340	47,600.00
Bubba Watson	T28	73-73-66-65	277	2,340	47,600.00
Boo Weekley	T28	71-65-71-70	277	2,340	47,600.00
Ben Crane	T33	70-70-69-69	278	2,270	37,800.00
Ken Duke	T33	70-72-67-69	278	2,270	37,800.00
J.B. Holmes	T33	68-73-67-70	278	2,270	37,800.00
Carl Pettersson	T33	72-70-70-66	278	2,270	37,800.00
Chez Reavie	T33	67-70-75-66	278	2,270	37,800.00
Robert Allenby	T38	71-68-68-72	279	2,210	29,400.00
Stuart Appleby	T38	66-73-70-70	279	2,210	29,400.00
Briny Baird	T38	73-66-69-71	279	2,210	29,400.00
Brian Davis	T38	75-67-72-65	279	2,210	29,400.00
Matthew Goggin	T38	70-71-67-71	279	2,210	29,400.00
Tim Herron	T38	66-71-67-75	279	2,210	29,400.00
Kenny Perry	T44	66-72-68-74	280	2,151	21,163.34
Andres Romero	T44	66-70-73-71	280	2,151	21,163.34
Rory Sabbatini	T44	72-66-67-75	280	2,151	21,163.34

Player	Pos.	Score	Total	FedExCup Points	Official Money
Vijay Singh	T44	70-70-71-69	280	2,151	\$21,163.33
Heath Slocum	T44	71-73-70-66	280	2,151	21,163.33
Nicholas Thompson	T44	70-73-70-67	280	2,151	21,163.33
Adam Scott	T50	69-71-69-72	281	2,125	17,430.00
John Senden	T50	69-73-73-66	281	2,125	17,430.00
Jonathan Byrd	T52	71-68-71-72	282	2,118	16,520.00
Johnson Wagner	T52	72-69-67-74	282	2,118	16,520.00
Jay Williamson	T52	68-69-72-73	282	2,118	16,520.00
Padraig Harrington	T55	69-71-72-71	283	2,113	15,820.00
Martin Laird	T55	69-70-76-68	283	2,113	15,820.00
John Mallinger	T55	71-65-75-72	283	2,113	15,820.00
Brandt Snedeker	T55	69-77-67-70	283	2,113	15,820.00
Kevin Sutherland	T55	70-73-68-72	283	2,113	15,820.00
Stewart Cink	T60	73-70-71-70	284	2,109	15,920.00
Charley Hoffman	T60	68-71-68-77	284	2,109	15,920.00
Jerry Kelly	T60	74-66-73-71	284	2,109	15,920.00
John Merrick	T60	76-74-65-69	284	2,109	15,920.00
Woody Austin	T64	69-71-73-72	285	2,105	14,700.00
Charlie Wi	T64	76-71-67-71	285	2,105	14,700.00
Mark Wilson	T64	69-7			

BMW Championship Summaries

BMW Championship

2009



Tiger Woods

Lemont, IL
Cog Hill G&CC

September 10-13, 2009

FedExCup Points: 2,500
Par/Yards: 35-36—71/7,616

Purse:\$7,500,000

LEADERS		First Round	Second Round	Third Round	
Rory Sabbatini.....	66 (-5)	Mark Wilson.....	135 (-7)	Tiger Woods.....	197 (-16)
Steve Marino.....	66 (-5)	Tiger Woods.....	135 (-7)	Brandt Snedeker.....	204 (-9)
Bo Van Pelt.....	67 (-4)	Padraig Harrington.....	136 (-6)	Marc Leishman.....	204 (-9)
Marc Leishman.....	67 (-4)	Rory Sabbatini.....	136 (-6)	Matt Kuchar.....	205 (-8)
David Toms.....	68 (-3)	Bo Van Pelt.....	136 (-6)	Padraig Harrington.....	205 (-8)
Padraig Harrington.....	68 (-3)	Marc Leishman.....	136 (-6)	John Senden.....	206 (-7)
Geoff Ogilvy.....	68 (-3)	Bubba Watson.....	137 (-5)	Mark Wilson.....	206 (-7)
Tiger Woods.....	68 (-3)			Jim Furyk.....	207 (-6)
Camilo Villegas.....	68 (-3)			Luke Donald.....	207 (-6)
John Mallinger.....	68 (-3)			Sergio Garcia.....	207 (-6)
				Bubba Watson.....	207 (-6)

CUT: A field of 69 professionals with no cut (Paul Casey withdrew prior to play with an injury).

70s. Winds NE 8-12 mph. Sunday: The final round was delayed due to fog. Play began at 9:55 a.m. with threeesomes going off two tees. The last group went off at 11:45 a.m. Heavy morning fog gave way to mostly sunny skies with high of 80. Winds NE 8-12 mph

WEATHER: Thursday: Partly cloudy with temperatures reaching 81 degrees. Winds NE 8-12 mph. Friday: Mostly sunny with high of 80. Winds E 8-12 mph. Saturday: Mostly sunny with highs in the upper

Pos.	Player	Score	Total	FedExCup Points	Official Money
1.....	TIGER WOODS	68-67-62-68	265/-19	2,500.00	\$1,350,000.00
T2.....	Jim Furyk	70-70-67-66	273/-11	1,250.00	660,000.00
T2.....	Marc Leishman	67-69-68-69	273/-11	1,250.00	660,000.00
4.....	Sean O'Hair	70-68-70-66	274/-10	750.00	360,000.00
5.....	Zach Johnson	73-65-70-68	276/-8	550.00	300,000.00
T6.....	Sergio Garcia	71-69-69-71	278/-6	475.00	260,625.00
T6.....	Padraig Harrington	68-68-69-73	278/-6	475.00	260,625.00
T8.....	Kevin Na	72-72-65-70	279/-5	412.50	225,000.00
T8.....	Camilo Villegas	68-74-71-66	279/-5	412.50	225,000.00
T10.....	Luke Donald	70-69-68-73	280/-4	327.00	172,500.00
T10.....	Bill Haas	71-68-71-70	280/-4	327.00	172,500.00
T10.....	Matt Kuchar	71-68-66-75	280/-4	327.00	172,500.00
T10.....	Brandt Snedeker	69-68-66-76	280/-4	327.00	172,500.00
T10.....	Mark Wilson	69-66-71-74	280/-4	327.00	172,500.00
T15.....	Stephen Ames	76-67-69-69	281/-3	275.00	127,500.00
T15.....	Bo Van Pelt	67-69-72-73	281/-3	275.00	127,500.00
T15.....	Bubba Watson	69-69-70-74	281/-3	275.00	127,500.00
T18.....	Steve Marino	68-71-69-71	282/-2	262.50	108,750.00
T18.....	Rory Sabbatini	66-70-72-74	282/-2	262.50	108,750.00
T20.....	Ian Poulter	69-71-68-75	283/-1	250.00	90,500.00
T20.....	John Senden	70-70-66-77	283/-1	250.00	90,500.00
T20.....	Mike Weir	72-69-71-71	283/-1	250.00	90,500.00
T23.....	Chad Campbell	70-70-72-72	284/E	227.50	64,875.00

Pos.	Player	Score	Total	FedExCup Points	Official Money
T23.....	Stewart Cink	72-74-70-68	284/E	227.50	\$64,875.00
T23.....	Retief Goosen	72-72-71-69	284/E	227.50	64,875.00
T23.....	Anthony Kim	69-69-72-74	284/E	227.50	64,875.00
T23.....	Kevin Sutherland	75-67-67-75	284/E	227.50	64,875.00
T23.....	David Toms	68-71-69-76	284/E	227.50	64,875.00
T29.....	Robert Allenby	75-74-67-69	285/1	210.00	53,250.00
T30.....	Tim Clark	78-69-73-66	286/2	187.50	43,593.75
T30.....	Jason Dufner	74-70-69-73	286/2	187.50	43,593.75
T30.....	Charles Howell III	69-72-70-75	286/2	187.50	43,593.75
T30.....	Freddie Jacobson	72-71-70-73	286/2	187.50	43,593.75
T30.....	Dustin Johnson	69-73-71-73	286/2	187.50	43,593.75
T30.....	Phil Mickelson	71-69-70-76	286/2	187.50	43,593.75
T30.....	Ryan Moore	71-72-75-68	286/2	187.50	43,593.75
T30.....	Nick Watney	70-71-73-72	286/2	187.50	43,593.75
T38.....	Ernie Els	75-67-77-68	287/3	150.00	30,750.00
T38.....	Hunter Mahan	73-73-69-72	287/3	150.00	30,750.00
T38.....	John Mallinger	68-76-69-74	287/3	150.00	30,750.00
T38.....	John Hollins	73-65-74-75	287/3	150.00	30,750.00
T38.....	Heath Slocum	70-69-72-76	287/3	150.00	30,750.00
T38.....	Scott Verplank	70-75-72-70	287/3	150.00	30,750.00
T38.....	Charlie Wi	71-73-72-71	287/3	150.00	30,750.00
T45.....	Angel Cabrera	73-75-69-71	288/4	122.50	22,575.00
T45.....	Ben Crane	75-69-76-68	288/4	122.50	22,575.00

Pos.	Player	Score	Total	FedExCup Points	Official Money
T45.....	Brian Davis	71-70-72-75	288/4	122.50	\$22,575.00
T45.....	Kenny Perry	77-69-70-72	288/4	122.50	22,575.00
T49.....	Jerry Kelly	76-73-69-71	289/5	102.50	18,712.50
T49.....	Justin Leonard	73-69-75-72	289/5	102.50	18,712.50
T49.....	Davis Love III	74-77-67-71	289/5	102.50	18,712.50
T49.....	Pat Perez	72-71-73-73	289/5	102.50	18,712.50
T53.....	Nathan Green	73-74-73-70	290/6	87.50	17,500.00
T53.....	Steve Stricker	72-73-68-77	290/6	87.50	17,500.00
T55.....	Woody Austin	76-72-72-71	291/7	72.50	17,025.00
T55.....	Brian Gay	73-71-75-72	291/7	72.50	17,025.00
T55.....	Bryce Molder	70-73-71-77	291/7	72.50	17,025.00
T55.....	Geoff Ogilvy	68-73-75-75	291/7	72.50	17,025.00
T59.....	Jason Bohn	71-74-74-73	292/8	57.50	16,575.00
T59.....	Jason Day	71-73-75-73	292/8	57.50	16,575.00
T61.....	Jonathan Byrd	69-79-73-72	293/9	42.50	16,125.00
T61.....	Charley Hoffman	73-71-72-77	293/9	42.50	16,125.00
T61.....	Jeff Overton	72-68-75-78	293/9	42.50	16,125.00
T61.....	Webb Simpson	70-74-73-76	293/9	42.50	16,125.00
65.....	Y.E. Yang	71-78-73-75	297/13	30.00	15,750.00
66.....	Lucas Glover	74-75-71-79	299/15	25.00	15,600.00
67.....	Paul Goydos	74-72-73-81	300/16	20.00	15,450.00
68.....	J.B. Holmes	78-73-72-81	304/20	15.00	15,300.00

BMW Championship

2010



Dustin Johnson

Lemont, IL
Cog Hill Golf & Country Club

September 9-12, 2010

FedExCup Points: 2,500
Par/Yards: 35-36—71/7,616

Purse:\$7,500,000

LEADERS		First Round	Second Round	Third Round	
Matt Kuchar.....	64 (-7)	Matt Kuchar.....	136 (-6)	Ryan Moore.....	205 (-8)
Ryan Moore.....	65 (-6)	Charlie Wi.....	136 (-6)	Dustin Johnson.....	206 (-7)
Ian Poulter.....	66 (-5)	Marc Leishman.....	137 (-5)	Matt Kuchar.....	206 (-7)
Retief Goosen.....	67 (-4)	Paul Casey.....	138 (-4)	Charlie Wi.....	206 (-7)
Charlie Wi.....	67 (-4)	Luke Donald.....	138 (-4)	Paul Casey.....	207 (-6)
Dustin Johnson.....	68 (-3)	Retief Goosen.....	138 (-4)	Ian Poulter.....	207 (-6)
		Dustin Johnson.....	138 (-4)		
		Ian Poulter.....	138 (-4)		

CUT: No cut. All 30 players completed 72 holes.

skies in the afternoon. High of 71. Winds SW 6-12 mph. Sunday: Sunny and warmer. High of 79. Winds WSW 10-20 mph.

WEATHER: Thursday: Mostly sunny with highs in the lower 70s. Winds NE 5-10 mph. Friday: Mostly sunny with a high of 75 degrees. Winds ESE 8-15 mph. Saturday: Morning showers turning into sunny

Pos.	Player	Score	Total	FedExCup Points	Official Money
1.....	DUSTIN JOHNSON	68-70-68-69	275/-9	2,500.00	\$1,350,000.00
2.....	Paul Casey	69-69-69-69	276/-8	1,500.00	810,000.00
T3.....	K.J. Choi	71-69-69-69	278/-6	700.00	360,000.00
T3.....	Matt Kuchar	64-72-70-72	278/-6	700.00	360,000.00
T3.....	Ryan Moore	65-74-66-73	278/-6	700.00	360,000.00
T3.....	Kevin Na	70-69-69-70	278/-6	700.00	360,000.00
7.....	Retief Goosen	67-71-71-70	279/-5	450.00	251,250.00
T8.....	Phil Mickelson	72-71-70-67	280/-4	400.00	217,500.00
T8.....	Steve Stricker	70-73-67-70	280/-4	400.00	217,500.00
T8.....	Charlie Wi	67-69-70-74	280/-4	400.00	217,500.00
T11.....	Marc Leishman	72-65-72-72	281/-3	337.50	180,000.00
T11.....	Camilo Villegas	70-70-71-70	281/-3	337.50	180,000.00
T13.....	Ernie Els	70-71-67-74	282/-2	292.50	150,000.00
T13.....	Ian Poulter	66-72-69-75	282/-2	292.50	150,000.00
T15.....	Jim Furyk	73-71-69-70	283/-1	267.50	116,250.00
T15.....	Zach Johnson	70-73-66-74	283/-1	267.50	116,250.00
T15.....	Adam Scott	71-69-72-71	283/-1	267.50	116,250.00
T15.....	David Toms	70-72-70-71	283/-1	267.50	116,250.00
T15.....	Nick Watney	70-74-70-69	283/-1	267.50	116,250.00
T15.....	Tiger Woods	73-72-68-70	283/-1	267.50	116,250.00
T21.....	Stewart Cink	70-73-71-70	284/E	245.00	84,000.00
T21.....	Tim Clark	70-70-70-74	284/E	245.00	84,000.00
T21.....	Justin Rose	68-71-71-74	284/E	245.00	84,000.00
T24.....	Robert Allenby	72-70-72-71	285/1	222.50	60,750.00

Pos.	Player	Score	Total	FedExCup Points	Official Money
T24.....	Greg Chalmers	72-69-68-76	285/1	222.50	\$60,750.00
T24.....	Tom Gillis	72-70-76-67	285/1	222.50	60,750.00
T24.....	Geoff Ogilvy	73-72-72-68	285/1	222.50	60,750.00
T24.....	Michael Sim	70-72-72-71	285/1	222.50	60,750.00
T24.....	Vijay Singh	70-77-68-70	285/1	222.50	60,750.00
T30.....	Brian Gay	68-73-72-73	286/2	190.00	44,571.43
T30.....	Charley Hoffman	70-77-70-69	286/2	190.00	44,571.43
T30.....	Justin Leonard	72-71-75-68	286/2	190.00	44,571.43
T30.....	Bryce Molder	74-72-72-68	286/2	190.00	44,571.43
T30.....	Carl Pettersson	70-71-74-71	286/2	190.00	44,571.43
T30.....	Vaughn Taylor	70-73-69-74	286/2	190.00	44,571.43
T38.....	Bill Haas	70-73-69-74	287/3	150.00	30,750.00
T38.....	Luke Donald	68-70-72-77	287/3	150.00	30,750.00
T37.....	Matt Jones	71-70-73-73	287/3	157.50	33,000.00
T37.....	Hunter Mahan	71-68-75-73	287/3	157.50	33,000.00
T37.....	Rory McIlroy	76-74-68-69	287/3	157.50	33,000.00
T37.....	Sean O'Hair	75-68-71-73	287/3	157.50	33,000.00
T37.....	Brandt Snedeker	76-72-72-67	287/3	157.50	33,000.00
T43.....	Ryan Palmer	73-72-71-72	288/4	137.50	27,000.00
T43.....	Kevin Streelman	71-75-72-70	288/4	137.50	27,000.00
T45.....	Ben Crane	76-77-67-69	289/5	125.00	23,250.00
T45.....	Jason Dufner	74-72-7			

BMW Championship Summaries

BMW Championship

2013



Zach Johnson

Lake Forest, IL September 9-15, 2013
Conway Farms Golf Club

FedExCup Points: 2,500 (first) Purse: \$8,000,000
Par/Yards: 35-36—71/7,149

LEADERS		First Round	Second Round	Third Round
	Brandt Snedeker	63 (-8)	Jim Furyk	200 (-13)
	Zach Johnson	64 (-7)	Brandt Snedeker	201 (-12)
	Charl Schwartzel	66 (-5)	Zach Johnson	202 (-11)
	Kevin Streelman	66 (-5)	Ryan Moore	136 (-6)
	Steve Stricker	66 (-5)	Charl Schwartzel	136 (-6)
	Tiger Woods	66 (-5)	Jordan Spieth	136 (-6)
			Kevin Streelman	136 (-6)
			Nick Watney	136 (-6)

CUT: No cut. All 70 players completed 72 holes.

WEATHER: Thursday: Partly cloudy, with a high of 83. Winds NE at 10-15 mph. Friday: Partly cloudy and cool, with a high of 65. Winds NE at 10-15 mph. Saturday: Partly cloudy and pleasant, with a high of 71. Winds SSW at 7-12 mph. Sunday: Cloudy with light to heavy rain throughout the day. A total of .96 inches fell. High of 65. Winds S at 7-12 mph. Officials suspended play at 10

a.m. due to heavy rain. Play resumed at 1:31 p.m. before officials suspended play ended again at 2:28 p.m. At 4 p.m. officials decided to suspend play for the day. Eleven groups still had not teed off and only six players finished their rounds. Monday: Mostly cloudy and breezy, with a high of 63. Winds NNE at 10-15, gusting to 20 mph. The final round resumed at 8 a.m.

Pos.	Player	Score	Total	FedExCup Points	Official Money
1	ZACH JOHNSON	64-70-69-65	268/-16	2,500.00	\$1,440,000.00
2	Nick Watney	67-69-70-64	270/-14	1,500.00	864,000.00
3	Jim Furyk	72-59-69-71	271/-13	1,000.00	544,000.00
4	Jason Day	71-66-70-66	273/-11	562.50	315,000.00
4	Luke Donald	70-70-67-66	273/-11	562.50	315,000.00
4	Hunter Mahan	68-73-65-67	273/-11	562.50	315,000.00
4	Steve Stricker	66-71-64-72	273/-11	562.50	315,000.00
8	Matt Jones	69-71-67-67	274/-10	400.00	232,000.00
8	Charl Schwartzel	66-70-69-69	274/-10	400.00	232,000.00
8	Brandt Snedeker	63-68-71-72	274/-10	400.00	232,000.00
11	Ryan Moore	67-69-69-70	275/-9	315.00	176,000.00
11	Rory Sabbatini	69-71-66-69	275/-9	315.00	176,000.00
11	Jimmy Walker	72-65-70-68	275/-9	315.00	176,000.00
11	Tiger Woods	66-72-66-71	275/-9	315.00	176,000.00
15	Roberto Castro	68-69-71-68	276/-8	280.00	144,000.00
16	Keegan Bradley	74-67-70-66	277/-7	272.50	132,000.00
16	Jordan Spieth	71-65-73-68	277/-7	272.50	132,000.00
18	Brendon de Jonge	71-68-70-70	279/-5	255.00	104,320.00
18	Sergio Garcia	70-68-69-72	279/-5	255.00	104,320.00
18	Billy Horschel	73-69-71-66	279/-5	255.00	104,320.00
18	John Merrick	67-73-69-70	279/-5	255.00	104,320.00
23	Gary Woodland	68-72-71-68	280/-4	240.00	83,200.00
23	David Lynn	73-71-68-68	280/-4	240.00	83,200.00
24	Chris Kirk	75-70-70-66	281/-3	227.50	68,200.00

Pos.	Player	Score	Total	FedExCup Points	Official Money
T24	Matt Kuchar	74-73-61-73	281/-3	227.50	\$68,200.00
T24	Webb Simpson	72-69-69-71	281/-3	227.50	68,200.00
T24	Bubba Watson	71-71-69-70	281/-3	227.50	68,200.00
T28	Graham DelLaet	70-73-72-67	282/-2	205.00	54,400.00
T28	Bill Haas	72-71-72-67	282/-2	205.00	54,400.00
T28	David Hearn	72-68-71-71	282/-2	205.00	54,400.00
T28	Adam Scott	67-73-75-67	282/-2	205.00	54,400.00
T28	Daniel Summerhays	72-70-68-72	282/-2	205.00	54,400.00
T33	Brian Davis	72-67-74-70	283/-1	177.50	42,266.67
T33	Phil Mickelson	70-74-68-71	283/-1	177.50	42,266.67
T33	Kevin Stadler	69-74-70-70	283/-1	177.50	42,266.67
T33	Kevin Streelman	66-70-74-73	283/-1	177.50	42,266.67
T33	Justin Rose	71-71-69-72	283/-1	177.50	42,266.67
T33	Henrik Stenson	72-70-67-74	283/-1	177.50	42,266.67
T39	Matt Every	79-66-69-70	284/E	150.00	32,800.00
T39	Rickie Fowler	77-68-68-71	284/E	150.00	32,800.00
T39	Russell Henley	74-70-70-70	284/E	150.00	32,800.00
T39	Charles Howell III	71-71-71-71	284/E	150.00	32,800.00
T39	Marc Leishman	73-71-71-69	284/E	150.00	32,800.00
T44	Angel Cabrera	71-72-73-69	285/1	125.00	24,864.00
T44	Jason Kokrak	70-73-71-71	285/1	125.00	24,864.00
T44	Bryce Molder	73-72-72-68	285/1	125.00	24,864.00
T44	Ian Poulter	73-73-69-70	285/1	125.00	24,864.00
T44	Nicholas Thompson	69-75-65-76	285/1	125.00	24,864.00

Pos.	Player	Score	Total	FedExCup Points	Official Money
49	John Huh	72-71-72-71	286/2	110.00	\$20,800.00
50	Harris English	70-74-71-72	287/3	105.00	20,160.00
T51	Jonas Blixt	72-73-73-70	288/4	95.00	19,253.34
T51	Ernie Els	71-71-74-72	288/4	95.00	19,253.33
T51	Chris Stroud	70-73-72-73	288/4	95.00	19,253.33
T54	Sang-Moon Bae	70-71-75-73	289/5	80.00	18,400.00
T54	Jason Dufner	71-73-72-73	289/5	80.00	18,400.00
T54	Boo Weekley	72-76-71-70	289/5	80.00	18,400.00
T57	Graeme McDowell	70-73-72-75	290/6	67.50	18,000.00
T57	D.A. Points	71-72-75-72	290/6	67.50	18,000.00
T59	Rory McIlroy	78-77-68-68	291/7	57.50	17,680.00
T59	Patrick Reed	72-78-70-71	291/7	57.50	17,680.00
61	Brendan Steele	75-68-72-77	292/8	50.00	17,440.00
T62	Kevin Chappell	77-72-73-71	293/9	40.00	17,120.00
T62	Dustin Johnson	74-75-72-72	293/9	40.00	17,120.00
T62	Michael Thompson	70-74-76-73	293/9	40.00	17,120.00
T65	Ken Duke	73-77-68-76	294/10	27.50	16,720.00
T65	Brian Gay	70-74-74-76	294/10	27.50	16,720.00
67	Lee Westwood	80-73-69-74	296/12	20.00	16,480.00
68	Charley Hoffman	78-76-70-73	297/13	15.00	16,320.00
T69	Scott Piercy	81-73-76-72	302/18	7.50	16,080.00
T69	Scott Stallings	75-71-73-83	302/18	7.50	16,080.00

BMW Championship Summaries

BMW Championship

2014



Billy Horschel

Cherry Hills Village, CO September 1-7, 2014
Cherry Hills CC

FedExCup Points: 2,500 (first) Purse: \$8,000,000
Par/Yards: 34-36--70/ 7,352

LEADERS		First Round	Second Round	Third Round
	Rory McIlroy	67 (-3)	Sergio Garcia	132 (-8)
	Jordan Spieth	67 (-3)	Ryan Palmer	133 (-7)
	Gary Woodland	67 (-3)	Billy Horschel	134 (-6)
	Kevin Chappell	68 (-2)	Rory McIlroy	134 (-6)
	Graham DeLaet	68 (-2)	Graham DeLaet	136 (-4)
	Matt Every	68 (-2)	Hideki Matsuyama	136 (-4)
	Sergio Garcia	68 (-2)	Bubba Watson	136 (-4)
	Chesson Hadley	68 (-2)		
	Russell Henley	68 (-2)		
	Billy Horschel	68 (-2)		
	Martin Kaymer	68 (-2)		
	Henrik Stenson	68 (-2)		
				Billy Horschel 197 (-13)
				Ryan Palmer 200 (-10)
				Martin Kaymer 202 (-8)
				Bubba Watson 202 (-8)
				Rickie Fowler 203 (-7)

CUT: No cut. 66 of 69 players completed 72 holes.

WEATHER: Thursday: Partly cloudy, with a high of 71. Wind NNE at 6-12 mph. Officials suspended play for the day at 5:50 p.m., due to a dangerous situation. Nine players still

had holes to play. Friday: Play resumed at 11 a.m., after 0.6 inches of rain fell overnight. Partly cloudy, with the high in the low-70s. Wind NNE at 6-12 mph. Saturday: Partly cloudy, with a high of 71. Wind NNE at 6-12 mph. Sunday: Partly cloudy and warmer. High of 81. Wind ENE at 4-8 mph.

Pos.	Player	Score	Total	FedExCup Points	Official Money
1.....	Billy Horschel	68-66-63-69	266/-14	2,500.00	\$1,440,000.00
2.....	Bubba Watson	70-66-66-66	268/-12	1,500.00	864,000.00
3.....	Morgan Hoffmann	72-72-62-63	269/-11	1,000.00	544,000.00
T4.....	Rickie Fowler	71-66-66-68	271/-9	562.50	319,000.00
T4.....	Jim Furyk	70-68-67-66	271/-9	562.50	319,000.00
T4.....	Sergio Garcia	68-64-72-67	271/-9	562.50	319,000.00
T4.....	Ryan Palmer	69-64-67-71	271/-9	562.50	319,000.00
T8.....	Rory McIlroy	67-67-72-66	272/-8	400.00	232,000.00
T8.....	Adam Scott	71-66-69-66	272/-8	400.00	232,000.00
T8.....	Jordan Spieth	67-70-68-67	272/-8	400.00	232,000.00
11.....	Graham DeLaet	68-68-69-68	273/-7	350.00	200,000.00
T12.....	Angel Cabrera	71-72-66-65	274/-6	297.50	162,000.00
T12.....	Chesson Hadley	68-70-68-68	274/-6	297.50	162,000.00
T12.....	J.B. Holmes	71-68-67-68	274/-6	297.50	162,000.00
T16.....	Charl Schwartzel	72-66-70-66	274/-6	297.50	162,000.00
T16.....	Kevin Chappell	68-72-70-65	275/-5	267.50	124,000.00
T16.....	Ernie Els	70-69-69-67	275/-5	267.50	124,000.00
T16.....	Bill Haas	72-68-67-68	275/-5	267.50	124,000.00
T16.....	Martin Kaymer	68-70-64-73	275/-5	267.50	124,000.00
T20.....	Camilo Villegas	70-71-68-67	276/-4	250.00	96,533.33
T20.....	Hideki Matsuyama	69-67-71-69	276/-4	250.00	96,533.33
T20.....	Jimmy Walker	72-67-69-68	276/-4	250.00	96,533.33

Pos.	Player	Score	Total	FedExCup Points	Official Money
T23.....	Ben Crane	70-70-68-69	277/-3	227.50	\$69,200.00
T23.....	Russell Knox	74-69-72-62	277/-3	227.50	69,200.00
T23.....	Seung-Yul Noh	70-71-67-69	277/-3	227.50	69,200.00
T23.....	John Senden	73-66-70-68	277/-3	227.50	69,200.00
T23.....	Henrik Stenson	68-69-72-68	277/-3	227.50	69,200.00
T23.....	Gary Woodland	67-73-68-69	277/-3	227.50	69,200.00
T29.....	Jerry Kelly	71-73-66-68	278/-2	207.50	55,600.00
T29.....	Daniel Summerhays	75-68-71-64	278/-2	207.50	55,600.00
T31.....	Harris English	71-71-67-70	279/-1	192.50	48,500.00
T31.....	George McNeill	71-69-69-70	279/-1	192.50	48,500.00
T31.....	Carl Pettersson	73-70-68-68	279/-1	192.50	48,500.00
T31.....	Cameron Tringale	70-73-68-68	279/-1	192.50	48,500.00
35.....	Justin Rose	69-71-70-70	280/E	180.00	43,200.00
T36.....	Tim Clark	71-69-70-71	281/1	160.00	36,057.15
T36.....	Geoff Ogilvy	73-69-69-70	281/1	160.00	36,057.15
T36.....	Charles Howell III	69-72-71-69	281/1	160.00	36,057.14
T36.....	Chris Kirk	71-70-71-69	281/1	160.00	36,057.14
T36.....	Graeme McDowell	73-72-69-67	281/1	160.00	36,057.14
T36.....	Brian Stuard	71-69-71-70	281/1	160.00	36,057.14
T36.....	Brendon Todd	73-67-72-69	281/1	160.00	36,057.14
T43.....	Brian Harman	73-71-71-67	282/2	135.00	28,000.00
T43.....	Zach Johnson	71-71-71-69	282/2	135.00	28,000.00

Pos.	Player	Score	Total	FedExCup Points	Official Money
T43.....	Chris Stroud	69-73-69-71	282/2	135.00	\$28,000.00
T46.....	Stuart Appleby	71-71-70-71	283/3	117.50	22,680.00
T46.....	Erik Compton	69-74-73-67	283/3	117.50	22,680.00
T46.....	Matt Kuchar	71-73-70-69	283/3	117.50	22,680.00
T46.....	Kevin Na	74-69-69-71	283/3	117.50	22,680.00
T50.....	Matt Every	68-73-71-72	284/4	100.00	19,680.00
T50.....	Ryan Moore	80-69-69-66	284/4	100.00	19,680.00
T50.....	Kevin Stadler	74-69-70-71	284/4	100.00	19,680.00
T53.....	Charley Hoffman	72-71-73-69	285/5	77.50	18,346.67
T53.....	Freddie Jacobson	73-71-66-75	285/5	77.50	18,346.67
T53.....	Marc Leishman	74-69-69-73	285/5	77.50	18,346.67
T53.....	Webb Simpson	73-72-69-71	285/5	77.50	18,346.67
T53.....	Matt Jones	73-73-70-69	285/5	77.50	18,346.66
T53.....	Patrick Reed	77-70-71-67	285/5	77.50	18,346.66
T59.....	Russell Henley	68-74-76-69	287/7	52.50	17,520.00
T59.....	Will MacKenzie	75-72-69-71	287/7	52.50	17,520.00
T59.....	Hunter Mahan	75-70-71-71	287/7	52.50	17,520.00
T59.....	Kevin Streelman	75-70-76-66	287/7	52.50	17,520.00
T63.....	Steven Bowditch	72-77-70-69	288/8	37.50	17,040.00
T63.....	K.J. Choi	69-74-69-76	288/8	37.50	17,040.00
65.....	William McGirt	71-71-76-73	291/11	30.00	16,800.00
66.....	Jason Bohm	74-71-75-72	292/12	25.00	16,640.00

BMW Championship Summaries

BMW Championship

2015



Jason Day

Lake Forest, IL
Conway Farms Golf Club

September 14-20, 2015

FedExCup Points: 2,000 (first)
Par/Yards: 35-36—71/7,198

Purse: \$8,250,000

LEADERS		First Round	Second Round	Third Round
	Jason Day	61 (-10)	Jason Day	Jason Day
	Daniel Berger	65 (-6)	124 (-18)	193 (-20)
	Harris English	65 (-6)	Daniel Berger	Daniel Berger
	Kevin Na	65 (-6)	129 (-13)	199 (-14)
	Jordan Spieth	65 (-6)	Brendon Todd	Scotty Piercy
	Justin Thomas	65 (-6)	129 (-13)	199 (-14)
	Bubba Watson	65 (-6)	Kevin Na	Rory McIlroy
			131 (-11)	200 (-13)
			Jordan Spieth	Rickie Fowler
			131 (-11)	201 (-12)
				Dustin Johnson
				201 (-12)
				Kevin Na
				201 (-12)

CUT: No cut. All 70 players started and 69 finished all 72 holes.

WEATHER: Thursday: Partly cloudy in the morning and early afternoon. Due to a dangerous weather situation, officials suspended play at 4:22 p.m., with 52 players remaining on the course. Officials suspended the first round for the day at 5:22 p.m. Friday: The first round resumed at 7:33 a.m., and concluded at 9:23 a.m. The second round began at 9 a.m. Mostly

cloudy, with a high of 77. Wind light and variable. Saturday: Officials pushed back third-round tee times to between 10 a.m. and 12:01 p.m., due to overnight rain Friday (2.5 inches), with substantial water on the course. Mostly sunny and cooler, with a high of 68. NNW wind at 10-20 mph. Sunday: Sunny, with a high of 70 and ESE wind at 5-10 mph.

Pos.	Player	Score	Total	FedExCup Points	Official Money
1	Jason Day	61-63-69-69	262	2,000.00	\$1,485,000.00
2	Daniel Berger	65-64-70-69	268	1,200.00	891,000.00
3	Scotty Piercy	67-65-67-70	269	780.00	561,000.00
T4	Rickie Fowler	69-66-66-69	270	480.00	341,000.00
T4	J.B. Holmes	70-65-67-68	270	460.00	341,000.00
T4	Rory McIlroy	68-65-67-70	270	460.00	341,000.00
T7	Dustin Johnson	71-62-68-70	271	340.00	257,125.00
T7	Hideki Matsuyama	72-63-70-66	271	340.00	257,125.00
T7	Cameron Tringale	72-64-69-66	271	340.00	257,125.00
T10	Kevin Na	65-66-70-71	272	280.00	206,250.00
T10	Henrik Stenson	71-63-71-67	272	280.00	206,250.00
T10	Bubba Watson	65-70-72-65	272	280.00	206,250.00
T13	Zach Johnson	68-69-72-64	273	223.33	145,750.00
T13	George McNeill	67-65-72-69	273	223.33	145,750.00
T13	Justin Rose	70-64-70-69	273	223.33	145,750.00
T13	Jordan Spieth	65-66-72-70	273	223.33	145,750.00
T13	Brendan Steele	68-67-68-70	273	223.33	145,750.00
T13	Justin Thomas	65-67-70-71	273	223.33	145,750.00
T19	Harris English	65-68-69-72	274	202.00	103,537.50
T19	Bill Haas	68-67-73-66	274	202.00	103,537.50
T19	Louis Oosthuizen	71-66-68-69	274	202.00	103,537.50
T19	Nick Watney	68-66-71-69	274	202.00	103,537.50
T23	Paul Casey	67-69-71-68	275	184.00	73,425.00

Pos.	Player	Score	Total	FedExCup Points	Official Money
T23	Kevin Chappell	66-69-68-72	275	184.00	\$73,425.00
T23	Ryan Palmer	67-67-73-68	275	184.00	73,425.00
T23	Robert Streb	71-67-70-67	275	184.00	73,425.00
T23	Brendon Todd	66-63-76-70	275	184.00	73,425.00
T28	Keegan Bradley	68-66-72-70	276	166.00	57,337.50
T28	David Hearn	74-69-69-64	276	166.00	57,337.50
T28	Ryan Moore	68-67-73-68	276	166.00	57,337.50
T28	Patrick Reed	68-69-69-70	276	166.00	57,337.50
T32	James Hahn	74-65-70-68	277	144.00	44,667.86
T32	Billy Horschel	71-69-70-67	277	144.00	44,667.86
T32	Matt Jones	72-66-72-67	277	144.00	44,667.86
T32	Phil Mickelson	68-70-72-67	277	144.00	44,667.86
T32	Jimmy Walker	69-69-71-68	277	144.00	44,667.86
T32	Brendon de Jonge	67-67-69-74	277	144.00	44,667.86
T32	Hunter Mahan	68-68-69-72	277	144.00	44,667.86
T39	Sergio Garcia	70-65-72-71	278	126.00	36,300.00
T39	Fabian Gomez	70-68-71-69	278	126.00	36,300.00
T41	Steven Bowditch	70-66-75-68	279	114.00	31,350.00
T41	Kevin Kisner	72-70-71-66	279	114.00	31,350.00
T41	Matt Kuchar	67-67-70-75	279	114.00	31,350.00
T41	Daniel Summerhays	70-72-66-71	279	114.00	31,350.00
T45	Russell Knox	74-68-68-70	280	102.00	26,400.00
T45	Pat Perez	72-71-71-66	280	102.00	26,400.00

Pos.	Player	Score	Total	FedExCup Points	Official Money
T47	Tony Finau	72-64-77-68	281	94.00	\$23,265.00
T47	Danny Lee	67-70-73-71	281	94.00	23,265.00
T49	Russell Henley	74-67-72-69	282	82.00	20,583.75
T49	Brooks Koepka	75-65-70-72	282	82.00	20,583.75
T49	David Lingmerth	73-65-70-74	282	82.00	20,583.75
T49	William McGirt	71-72-69-70	282	82.00	20,583.75
T53	Sangmoon Bae	74-70-67-72	283	62.00	18,920.00
T53	Zac Blair	74-70-74-69	283	62.00	18,920.00
T53	Brian Harman	66-69-72-76	283	62.00	18,920.00
T53	Charley Hoffman	72-71-70-70	283	62.00	18,920.00
T53	Sean O'Hair	68-72-71-72	283	62.00	18,920.00
T53	Ian Poulter	70-68-74-71	283	62.00	18,920.00
T59	Shawn Stefani	72-71-71-70	284	48.00	18,315.00
T60	Chris Kirk	72-72-71-70	285	42.00	18,067.50
T60	Gary Woodland	69-71-70-75	285	42.00	18,067.50
T62	Jerry Kelly	71-73-71-71	286	34.00	17,737.50
T62	Troy Merritt	73-70-71-72	286	34.00	17,737.50
T64	Jason Bohm	71-71-71-74	287	26.00	17,407.50
T64	Webb Simpson	71-76-71-69	287	26.00	17,407.50
T66	Brandt Snedeker	71-77-69-72	289	20.00	17,160.00
T67	Rory Sabbatini	72-73-73-72	290	16.00	16,995.00
T68	Ben Martin	73-71-80-71	295	10.00	16,747.50
T68	Byce Molder	77-71-69-78	295	10.00	16,747.50

The following players did not finish
(W=withdres)

W—Jim Furyk

BMW Championship Summaries

BMW Championship

Carmel, IN September 5-11, 2016
Crooked Stick Golf Club

FedExCup Points: 2,000 (first)
Par/Yards: 36-36—72/7,567

Purse: \$8,500,000

2016



Dustin Johnson

LEADERS

First Round

Roberto Castro	65 (-7)
Brian Harman	66 (-6)
Paul Casey	67 (-5)
Jason Dufner	67 (-5)
David Hearn	67 (-5)
Dustin Johnson	67 (-5)
William McGirt	67 (-5)

Second Round

Roberto Castro	130 (-14)
Dustin Johnson	130 (-14)
Paul Casey	133 (-11)
J.B. Holmes	134 (-10)
Chris Kirk	134 (-10)

Third Round

Dustin Johnson	198 (-18)
Paul Casey	201 (-15)
J.B. Holmes	202 (-14)
Roberto Castro	204 (-12)
Matt Kuchar	205 (-11)
Adam Scott	205 (-11)

CUT: No cut. 68 of the 69 players who started completed 72 holes.

WEATHER: Thursday: Partly cloudy, with a high of 87. Wind S 5-10 mph. Due to inclement weather, round one was suspended from 1:27 p.m. until 5 p.m. Due to darkness, play was suspended at 7:56 p.m. Friday: Round one resumed at 7:59 a.m. and was completed at 10:39 a.m. Mostly cloudy, with a high of 81. Wind S 5-10 mph. Saturday: Due to heavy overnight and

morning rain, round three was delayed until 12:30 p.m., 90 minutes later from the scheduled start time of 11 a.m. Overcast, with light showers throughout the afternoon. Temperatures reached into the upper 70s. Wind WSW at 10-20 mph, with gusts to 25 mph. Sunday: Sunny, with a high of 75. Wind NNE 4-8 mph.

Pos.	Player	Score	Total	FedExCup Points	Official Money
1	Dustin Johnson	67-63-68-67	265	2,000.00	\$1,530,000.00
2	Paul Casey	67-66-68-67	268	1,200.00	918,000.00
3	Roberto Castro	65-65-74-67	271	760.00	578,000.00
4	J.B. Holmes	69-65-68-74	276	416.00	323,850.00
4	Matt Kuchar	68-69-68-71	276	416.00	323,850.00
4	Ryan Palmer	73-64-69-70	276	416.00	323,850.00
4	Charl Schwartzel	70-70-72-64	276	416.00	323,850.00
4	Adam Scott	69-69-67-71	276	416.00	323,850.00
9	Jordan Spieth	68-72-68-69	277	320.00	246,500.00
10	Daniel Berger	70-68-71-69	278	280.00	212,500.00
10	Billy Horschel	73-68-67-70	278	280.00	212,500.00
10	Chris Kirk	68-66-73-71	278	280.00	212,500.00
11	Brian Harman	65-72-71-70	279	228.00	159,375.00
11	Patrick Reed	70-70-71-68	279	228.00	159,375.00
11	Brandt Snedeker	72-71-69-67	279	228.00	159,375.00
11	Jimmy Walker	74-69-70-66	279	228.00	159,375.00
11	Russell Knox	71-69-69-71	280	212.00	127,500.00
11	Jason Kokrak	69-70-72-69	280	212.00	127,500.00
11	Louis Oosthuizen	71-69-74-66	280	212.00	127,500.00
12	Si Woo Kim	71-69-71-71	281	198.00	99,025.00
12	William McGirt	67-73-69-72	281	198.00	99,025.00

Pos.	Player	Score	Total	FedExCup Points	Official Money
T20	Kevin Na	69-68-72-72	281	198.00	\$99,025.00
T20	Bubba Watson	71-67-72-71	281	198.00	99,025.00
T24	James Hahn	69-71-70-72	282	174.00	65,768.75
T24	Jim Herman	69-71-72-70	282	174.00	65,768.75
T24	Hideki Matsuyama	68-71-69-74	282	174.00	65,768.75
T24	Phil Mickelson	68-73-71-70	282	174.00	65,768.75
T24	Scott Piercy	73-70-71-68	282	174.00	65,768.75
T24	Justin Rose	74-70-70-68	282	174.00	65,768.75
T24	Jhonattan Vegas	69-72-70-71	282	174.00	65,768.75
T24	Gary Woodland	71-74-70-67	282	174.00	65,768.75
T32	Branden Grace	73-70-70-70	283	144.00	46,021.43
T32	Emiliano Grillo	73-68-72-70	283	144.00	46,021.43
T32	Bill Haas	73-72-67-71	283	144.00	46,021.43
T32	David Hearn	67-73-72-71	283	144.00	46,021.43
T32	Brooks Koepka	68-72-76-67	283	144.00	46,021.43
T32	Justin Thomas	71-71-73-68	283	144.00	46,021.43
T32	Jamie Lovemark	72-69-69-73	283	144.00	46,021.42
T39	Luke Donald	69-73-70-72	284	124.00	36,550.00
T39	Kevin Kisner	70-73-74-67	284	124.00	36,550.00
T39	Kevin Streelman	72-70-74-68	284	124.00	36,550.00
T42	Billy Hurley III	70-72-72-71	285	108.00	29,750.00
T42	Zach Johnson	73-69-72-71	285	108.00	29,750.00
T42	Graeme McDowell	73-67-73-72	285	108.00	29,750.00
T42	Rory McIlroy	68-72-73-72	285	108.00	29,750.00

Pos.	Player	Score	Total	FedExCup Points	Official Money
T42	Vaughn Taylor	71-70-71-73	285	108.00	\$29,750.00
T47	Jon Curran	69-71-71-75	286	88.00	22,474.00
T47	Harris English	71-69-75-71	286	88.00	22,474.00
T47	Sergio Garcia	69-69-76-73	286	88.00	22,474.00
T47	Fabian Gomez	68-71-76-71	286	88.00	22,474.00
T47	Charles Howell III	69-72-78-67	286	88.00	22,474.00
T52	Charley Hoffman	69-71-75-72	287	70.00	19,932.50
T52	Marc Leishman	74-75-71-67	287	70.00	19,932.50
T52	Sean O'Hair	75-66-74-72	287	70.00	19,932.50
T52	Kyle Reifers	73-72-70-72	287	70.00	19,932.50
T56	Smylie Kaufman	70-71-71-76	288	56.00	19,210.00
T56	Brian Stuard	75-70-73-70	288	56.00	19,210.00
T56	Hudson Swafford	73-72-69-74	288	56.00	19,210.00
59	Rickie Fowler	75-71-71-72	289	48.00	18,870.00
60	Jason Dufner	67-72-75-76	290	44.00	18,700.00
T61	Aaron Baddeley	71-71-74-76	292	36.00	18,360.00
T61	Kevin Chappell	75-71-70-76	292	36.00	18,360.00
T61	David Lingmerth	75-70-74-73	292	36.00	18,360.00
T64	Ryan Moore	73-74-71-76	294	26.00	17,935.00
T64	Brendan Steele	72-70-79-73	294	26.00	17,935.00
T66	Tony Finau	75-72-70-79	296	18.00	17,595.00
T66	Ben Martin	75-73-74-74	296	18.00	17,595.00
68	Daniel Summerhays	77-69-76-78	300	12.00	17,340.00

The following players did not finish
(W=withdres)

W—211-Jason Day

TOUR Championship Summaries

TOUR Championship

2007



Tiger Woods

Atlanta, GA September 13-16, 2007
East Lake Golf Club

FedExCup Points: 50,000 Purse: \$7,000,000
Par/Yards: 35-35—70/7,154

LEADERS		First Round	Second Round	Third Round
	Tim Clark	62 (-8)	Tiger Woods	127 (-13)
	Padraig Harrington	63 (-7)	Woody Austin	130 (-10)
	Tiger Woods	64 (-6)	Tim Clark	131 (-9)
	John Rollins	64 (-6)	Mark Calcavecchia	131 (-9)
	Hunter Mahan	65 (-5)	Adam Scott	131 (-9)
	Woody Austin	65 (-5)	Sergio Garcia	132 (-8)
	Mark Calcavecchia	65 (-5)	K.J. Choi	132 (-8)
	Adam Scott	65 (-5)		
				Tiger Woods
				Mark Calcavecchia
				Sergio Garcia
				Zach Johnson
				Hunter Mahan
				Woody Austin

CUT: No cut. All 30 professionals completed 72 holes.

WEATHER: Thursday: Cloudy and warm with a high of 85 degrees. Play was delayed from 2:17-5:20 p.m. due to heavy rains (0.54 inches) and thunderstorms in the area. Winds S-SE 5-10 mph. Play was suspended for the day due to darkness at 7:09 p.m. Friday: Light rain overnight (.10 inches). Play for

the 20 players yet to finish the first round began at 8 a.m. Second-round tee times ran from 9-11:20 a.m. Overcast with a brief downpour in the afternoon. Temperatures in the mid-70s with S-SW winds 4-8 mph. Saturday: Mostly sunny. High 81. Winds: N-NW 10-15 mph. Sunday: Partly cloudy with a high of 78. Winds E 5-10 mph.

Player	Pos.	Score	Official Money
TIGER WOODS	1	64-63-64-66	257
Mark Calcavecchia	T2	65-66-63-71	265
Zach Johnson	T2	71-66-60-68	265
Sergio Garcia	4	68-64-64-70	266
Hunter Mahan	T5	65-68-65-71	269
Scott Verplank	T5	66-68-67-68	269
Tim Clark	T7	62-69-70-69	270
Vijay Singh	T7	68-68-65-69	270
Rory Sabbatini	T9	68-68-67-68	271
Camilo Villegas	T9	67-68-70-66	271
Robert Allenby	T11	68-71-68-66	273
Woody Austin	T11	65-65-69-74	273
Stewart Cink	T11	67-66-71-69	273
Jim Furyk	T11	71-69-67-66	273
Padraig Harrington	T11	63-70-67-73	273

Player	Pos.	Score	Official Money
Justin Rose	T11	69-71-66-67	273
Geoff Ogilvy	T17	68-70-62-74	274
Heath Slocum	T17	71-64-69-70	274
Steve Stricker	T17	69-67-71-67	274
Phil Mickelson	T20	68-66-70-71	275
K.J. Choi	T21	67-65-75-69	276
Boo Weekley	T21	70-67-68-71	276
Jonathan Byrd	T23	71-70-65-71	277
Aaron Baddeley	T24	69-70-68-71	278
John Rollins	T25	64-69-73-73	279
Ernie Els	T26	69-69-73-69	280
Adam Scott	T26	65-66-71-78	280
Charles Howell III	T28	68-71-68-74	281
Brandt Snedeker	T29	71-72-68-71	282
Brett Wetterich	T29	68-69-70-75	282

TOUR Championship

2008



Camilo Villegas

Atlanta, GA September 25-28, 2008
East Lake Golf Club

FedExCup Points: 110,000 Purse: \$7,000,000
Par/Yards: 35-35—70/7,304

LEADERS		First Round	Second Round	Third Round
	Anthony Kim	64 (-6)	Anthony Kim	133 (-7)
	Ernie Els	68 (-2)	Sergio Garcia	135 (-5)
	Trevor Immelman	68 (-2)	Phil Mickelson	136 (-4)
	Phil Mickelson	68 (-2)	Camilo Villegas	138 (-2)
	K.J. Choi	69 (-1)	K.J. Choi	139 (-1)
	Camilo Villegas	72 (T12)	Mike Weir	139 (-1)
				Sergio Garcia
				Phil Mickelson
				Anthony Kim
				Camilo Villegas
				Ben Curtis
				Robert Allenby

CUT: No cut. All 30 players completed 72 holes.

WEATHER: Thursday: Sunny and breezy with a high temperature of 82 degrees and winds N-NE at 10-20 mph with higher gusts. Friday: Partly cloudy with a high of 81 and winds NW at 10-15 mph with gusts up

to 20 mph. Saturday: Partly cloudy with a high of 75 and winds NW at 5-10 mph. Sunday: Partly cloudy and warm with a high of 83 and winds NW at 5-10 mph.

Player	Pos.	Score	Official Money
CAMILO VILLEGAS	1	72-66-69-66	273
Sergio Garcia	2	70-65-67-71	273
Anthony Kim	T3	64-69-72-69	274
Phil Mickelson	T3	68-68-69-69	274
Ben Curtis	5	71-69-68-70	278
Ernie Els	T6	68-73-70-69	280
Jim Furyk	T6	72-70-69-69	280
Mike Weir	T6	70-69-71-70	280
K.J. Choi	9	69-70-70-72	281
Stuart Appleby	T10	72-71-70-69	282
Dudley Hart	T10	73-69-71-69	282
Trevor Immelman	T10	68-73-71-70	282
Justin Leonard	T10	73-69-73-67	282
Billy Mayfair	T10	72-71-69-70	282
Kevin Sutherland	15	71-71-69-72	283

Player	Pos.	Score	Official Money
Robert Allenby	16	75-66-67-76	284
Ken Duke	T17	77-69-69-71	286
Ryuji Imada	T17	75-72-71-68	286
Hunter Mahan	T17	74-75-68-69	286
D.J. Trahan	T17	71-72-71-72	286
Carl Pettersson	21	76-72-71-68	287
Chad Campbell	T22	72-73-75-69	289
Vijay Singh	T22	73-74-72-70	289
Stewart Cink	T24	75-73-73-69	290
Kenny Perry	T24	76-75-67-72	290
Steve Stricker	T24	74-74-70-72	290
Briny Baird	T27	74-71-70-76	291
Andres Romero	T27	73-68-78-72	291
Tim Clark	29	78-74-71-69	292
Bubba Watson	30	71-74-74-76	295

TOUR Championship Summaries

TOUR Championship

2009



Phil Mickelson

Atlanta, GA
East Lake GC

September 24-27, 2009

FedExCup Points: 2,500 (1st)
Par/Yards: 35-35—70/7,304

Purse: \$7,500,000

LEADERS		First Round	Second Round	Third Round
	Sean O'Hair.....	66 (-4)	Tiger Woods 135 (-5)	Kenny Perry 202 (-8)
	Stewart Cink.....	67 (-3)	Padraig Harrington 136 (-4)	Tiger Woods 204 (-6)
	Padraig Harrington.....	67 (-3)	Sean O'Hair..... 136 (-4)	Phil Mickelson 206 (-4)
	Tiger Woods.....	67 (-3)	Ernie Els 137 (-3)	Sean O'Hair..... 206 (-4)
	Lucas Glover.....	68 (-2)	Kenny Perry..... 138 (-2)	Padraig Harrington 207 (-3)
	Steve Marino.....	69 (-1)	Jerry Kelly..... 138 (-2)	Steve Marino 207 (-3)
	Retief Goosen.....	69 (-1)	Phil Mickelson 140 (T12)	Steve Stricker 208 (-2)
	Dustin Johnson.....	69 (-1)		Ernie Els 208 (-2)
	Phil Mickelson	73 (T26)		

CUT: A field of 30 professionals with no cut.

WEATHER: Thursday: Partly cloudy and warm. Winds E-SE 4-8 mph. High of 85. Friday: Partly cloudy, hot and humid. Winds light and variable becoming W 4-8 mph. High of 87. Saturday: Mostly cloudy and

humid. Tee times were moved up to 8 a.m. to avoid strong showers and thunderstorms, which hit the course around 3 p.m. (45 minutes after the conclusion of play). Winds E-NE 5-10 mph. High of 78. Sunday: Partly cloudy and less humid. Winds W-NW 10-15 gusting to 20 mph. High of 79.

Player	Pos.	Score	Official Money
PHIL MICKELSON	1	73-67-66-65	271
Tiger Woods.....	2	67-68-69-70	274
Sean O'Hair.....	3	66-70-70-69	275
Padraig Harrington.....	T4	67-69-71-69	276
Kenny Perry.....	T4	72-66-64-74	276
Steve Stricker.....	6	70-72-66-69	277
Jim Furyk.....	T7	72-68-71-67	278
Steve Marino.....	T7	69-71-67-71	278
Ernie Els.....	9	71-66-71-71	279
Lucas Glover.....	T10	68-71-72-69	280
Jerry Kelly.....	T10	71-67-71-71	280
John Sendra.....	T10	70-70-69-71	280
Angel Cabrera.....	T13	72-67-70-72	281
David Toms.....	T13	74-66-70-71	281
Nick Watney.....	T13	70-69-71-71	281

Player	Pos.	Score	Official Money
Zach Johnson.....	T16	70-72-73-67	282
Geoff Ogilvy.....	T16	75-73-64-70	282
Y.E. Yang.....	18	71-75-66-71	283
Stewart Cink.....	T19	67-72-70-75	284
Jason Dufner.....	T19	71-68-73-72	284
Heath Slocum.....	T19	73-68-71-72	284
Scott Verplank.....	22	70-71-74-70	285
Retief Goosen.....	23	69-72-72-73	286
Hunter Mahan.....	24	71-73-72-71	287
Luke Donald.....	T25	70-71-78-69	288
Mike Weir.....	T25	72-72-70-74	288
Dustin Johnson.....	27	69-74-73-73	289
Brian Gay.....	T28	72-72-76-72	292
Marc Leishman.....	T28	70-74-70-78	292
Kevin Na.....	30	73-70-75-75	293

TOUR Championship

2010



Jim Furyk

Atlanta, GA
East Lake GC

September 23-26, 2010

FedExCup Points: 2,500 (1st)
Par/Yards: 35-35—70/7,304

Purse: \$7,500,000

LEADERS		First Round	Second Round	Third Round
	Paul Casey.....	66 (-4)	Luke Donald..... 132 (-8)	Jim Furyk 202 (-8)
	Luke Donald.....	66 (-4)	Jim Furyk 132 (-8)	Luke Donald..... 203 (-7)
	Geoff Ogilvy.....	66 (-4)	Geoff Ogilvy..... 133 (-7)	Retief Goosen..... 203 (-7)
	Jim Furyk	67 (-3)	K.J. Choi..... 136 (-4)	Geoff Ogilvy..... 205 (-5)
	K.J. Choi.....	68 (-2)	Paul Casey..... 137 (-3)	Paul Casey..... 206 (-4)
			Retief Goosen..... 137 (-3)	Kevin Na..... 206 (-4)
			Kevin Na..... 137 (-3)	

CUT: No cut. All 30 players completed 72 holes.

WEATHER: Thursday: Partly cloudy. High of 91. Winds SE at 6-12 mph. Friday: Partly cloudy. High of 89. Winds SSE at 4-8 mph. Saturday: Partly cloudy. High of 89. Winds variable at 4-8 mph.

Sunday: Due to a forecast of thunderstorms, tee times were moved, starting at 9 a.m. Heavy rain and thunderstorms forced a suspension of play at 1:10 p.m. Play resumed at 3:01 p.m. Partly cloudy and cooler. High of 74. Winds variable at 4-8 mph.

Player	Pos.	Score	Official Money
JIM FURYK	1	67-65-70-70	272
Luke Donald.....	2	66-66-71-70	273
Retief Goosen.....	3	71-66-66-71	274
Paul Casey.....	T4	66-71-69-69	275
Nick Watney.....	T4	71-74-63-67	275
Charley Hoffman.....	6	71-67-69-70	277
K.J. Choi.....	T7	69-69-74-68	278
Ernie Els.....	T7	71-71-71-65	278
Zach Johnson.....	T9	74-72-66-67	279
Ryan Moore.....	T9	70-72-68-69	279
Kevin Streelman.....	T9	70-70-69-70	279
Camilo Villegas.....	T9	73-69-68-69	279
Tim Clark.....	T13	70-73-70-67	280
Geoff Ogilvy.....	T13	66-67-72-75	280
Hunter Mahan.....	T15	69-71-73-68	281

Player	Pos.	Score	Official Money
Justin Rose.....	T15	74-68-72-67	281
Robert Allenby.....	T17	71-70-71-70	282
Ben Crane.....	T17	71-69-76-66	282
Jason Day.....	T17	69-69-71-73	282
Kevin Na.....	T17	69-68-69-76	282
Bubba Watson.....	T17	75-69-67-71	282
Dustin Johnson.....	T22	73-71-73-66	283
Phil Mickelson.....	T22	69-72-68-74	283
Bo Van Pelt.....	24	74-69-69-72	284
Matt Kuchar.....	T25	72-70-72-71	285
Steve Stricker.....	T25	74-68-68-75	285
Adam Scott.....	27	74-71-69-74	288
Ryan Palmer.....	28	74-72-73-70	289
Jeff Overton.....	29	75-70-73-73	291
Martin Laird.....	30	75-73-74-73	295

TOUR Championship Summaries

TOUR Championship

2011



Bill Haas

Atlanta, GA
East Lake GC

September 19-25, 2011

FedExCup Points: 2,500 (1st)
Par/Yards: 35-35—70/7,319

Purse: \$8,000,000

LEADERS	First Round	Second Round	Third Round
	Keegan Bradley 64 (-6)	Adam Scott 132 (-8)	Aaron Baddeley 201 (-9)
	Luke Donald 66 (-4)	K.J. Choi 133 (-7)	Hunter Mahan 201 (-9)
	Jason Dufner 66 (-4)	Jason Day 134 (-6)	K.J. Choi 203 (-7)
	Chez Reavie 66 (-4)	Luke Donald 134 (-6)	Jason Day 203 (-7)
	Jason Day 67 (-3)	Keegan Bradley 135 (-5)	Luke Donald 204 (-6)
	Charles Howell III 67 (-3)	Bill Haas 135 (-5)	Bill Haas 204 (-6)
	Matt Kuchar 67 (-3)	Hunter Mahan 135 (-5)	
	Hunter Mahan 67 (-3)	Bubba Watson 135 (-5)	
	Adam Scott 67 (-3)		
	Bill Haas 68 (-2)		

CUT: No cut. All 30 players completed 72 holes.

WEATHER: Thursday: Mostly cloudy with afternoon showers. The first round was suspended at 5:23 p.m. with four players remaining on the golf course due to lightning in the area. Play resumed at 5:55

p.m. High of 80. Winds SSE 5-10 mph. Friday: Mixture of sun and clouds. High of 80. Winds WNW 10-15 mph. Saturday: Mostly sunny with temperatures in the high 70s in the morning reaching the low 80s in the afternoon. Sunday: Mixture of sun and clouds. High of 85. Winds SSE 5-10 mph.

Player	Pos.	Score	Official Money
BILL HAAS	1	68-67-69-68	272
Hunter Mahan	2	67-68-66-71	272
K.J. Choi	T3	68-65-70-70	273
Luke Donald	T3	66-68-70-69	273
Aaron Baddeley	T3	68-69-64-72	273
Jason Day	T6	67-67-69-71	274
Charles Howell III	T6	67-71-68-68	274
Adam Scott	T6	67-65-74-68	274
Bo Van Pelt	9	71-70-66-68	275
Phil Mickelson	10	68-70-67-71	276
Keegan Bradley	T11	64-71-72-70	277
Geoff Ogilvy	T11	69-68-72-68	277
Jason Dufner	T13	66-70-73-69	278
Gary Woodland	T13	72-68-72-66	278
Steve Stricker	15	68-70-69-72	279

Player	Pos.	Score	Official Money
Fredrik Jacobson	T16	70-67-68-75	280
Vijay Singh	T16	74-67-70-69	280
Brandt Snedeker	T16	68-69-74-69	280
David Toms	T16	73-65-73-69	280
Matt Kuchar	T20	67-70-71-73	281
Justin Rose	T20	69-75-70-67	281
Webb Simpson	T22	69-70-70-73	282
Dustin Johnson	T23	70-73-70-70	283
Bubba Watson	T23	71-64-79-69	283
John Senden	25	73-71-69-71	284
Chez Reavie	T26	66-77-68-74	285
Nick Watney	T26	72-67-72-74	285
Mark Wilson	T26	72-70-74-69	285
Y.E. Yang	29	72-70-75-72	289
Jonathan Byrd	30	70-74-73-75	292

TOUR Championship

2012



Brandt Snedeker

Atlanta, GA
East Lake Golf Course

September 20-23, 2012

FedExCup Points: 2,500
Par/Yards: 35-35—70/7,319

Purse: \$8,000,000

LEADERS	First Round	Second Round	Third Round
	Justin Rose 66 (-4)	Jim Furyk 133 (-7)	Justin Rose 202 (-8)
	Tiger Woods 66 (-4)	Justin Rose 134 (-6)	Brandt Snedeker 202 (-8)
	Matt Kuchar 67 (-3)	Bo Van Pelt 135 (-5)	Ryan Moore 204 (-6)
	Scott Piercy 67 (-3)	Bubba Watson 135 (-5)	Jim Furyk 205 (-5)
	Steve Stricker 67 (-3)	Dustin Johnson 136 (-4)	Rory McIlroy 205 (-5)
	Bo Van Pelt 67 (-3)	Matt Kuchar 136 (-4)	Bubba Watson 205 (-5)
	Brandt Snedeker 68 (-2)	Brandt Snedeker 138 (-2)	

CUT: No cut. All 30 players completed 72 holes.

WEATHER: Thursday: Mostly sunny, with some clouds early in the day. High of 80. Winds W at 5-10 mph. Friday: Partly cloudy. High of 83. Winds SW at 8-12 mph. Saturday: Partly cloudy and breezy.

Temperatures in the mid 80s. Winds W at 10-15 mph. Sunday: Sunny. Temperatures in the mid 70s. Winds NW at 10-15 mph, gusting to 20 mph.

Player	Pos.	Score	Official Money
BRANDT SNEDEKER	1	68-70-64-68	270
Justin Rose	2	66-68-68-71	273
Luke Donald	T3	71-69-67-67	274
Ryan Moore	T3	69-70-65-70	274
Webb Simpson	T5	71-68-70-66	275
Bubba Watson	T5	69-66-70-70	275
Jim Furyk	7	69-64-72-72	277
Hunter Mahan	T8	68-73-71-66	278
Tiger Woods	T8	66-73-67-72	278
Robert Garrigus	T10	68-69-69-73	279
Dustin Johnson	T10	69-67-73-70	279
Matt Kuchar	T10	67-69-70-73	279
Rory McIlroy	T10	69-68-68-74	279
Bo Van Pelt	T10	67-68-71-73	279
Sergio Garcia	T15	69-73-71-68	281

Player	Pos.	Score	Official Money
Zach Johnson	T15	68-69-70-74	281
Phil Mickelson	T15	69-71-72-69	281
Scott Piercy	T15	67-73-71-70	281
Adam Scott	19	68-73-70-72	283
Jason Dufner	T20	70-70-71-73	284
Carl Pettersson	T20	71-67-75-71	284
Steve Stricker	T22	67-73-73-73	286
Keegan Bradley	T23	70-73-70-74	287
Rickie Fowler	T23	71-69-72-76	287
Louis Oosthuizen	T23	70-71-69-77	287
John Senden	26	72-68-73-75	288
Ernie Els	27	72-75-71-71	289
Nick Watney	28	75-74-70-74	293
John Huh	29	74-70-73-77	294
Lee Westwood	30	72-73-76-74	295

TOUR Championship Summaries

TOUR Championship

2013



Henrik Stenson

Atlanta, GA
East Lake GC

September 16-20, 2013

FedExCup Points: 2,500 (first) Purse: \$8,000,000
Par/Yards: 35-35—70/7,307

LEADERS	First Round	Second Round	Third Round
	Henrik Stenson..... 64 (-6)	Henrik Stenson..... 130 (-10)	Henrik Stenson..... 199 (-11)
	Adam Scott..... 65 (-5)	Adam Scott..... 134 (-6)	Dustin Johnson..... 203 (-7)
	Billy Horschel..... 66 (-4)	Jordan Spieth..... 135 (-5)	Steve Stricker..... 205 (-5)
	Steve Stricker..... 66 (-4)	Billy Horschel..... 136 (-4)	Billy Horschel..... 206 (-4)
	Roberto Castro..... 67 (-3)	Dustin Johnson..... 136 (-4)	Zach Johnson..... 206 (-4)
		Justin Rose..... 136 (-4)	Justin Rose..... 206 (-4)
			Jordan Spieth..... 206 (-4)

CUT: No cut. All 30 players completed 72 holes.

WEATHER: Thursday: Mostly sunny. High of 82. Winds E at 5-10 mph shifting to SE. Friday: Partly cloudy and warmer. High of 86. Winds light and variable. Saturday: Rain beginning at 10:30 a.m. and

continuing throughout the end of the round. High of 73. Winds S at 4-8 mph. Due to inclement weather, officials moved the first tee time to 7:30 a.m. (from 9:05 a.m.) and players teed off in threesomes rather than twosomes. Sunday: Partly cloudy and less humid. High of 82. Winds NNE at 4-8 mph.

Player	Pos.	Score	Official Money
Henrik Stenson.....	1	64-66-69-68	267
Jordan Spieth.....	T2	68-67-71-64	270
Steve Stricker.....	T2	66-71-68-65	270
Webb Simpson.....	4	68-71-69-63	271
Dustin Johnson.....	5	68-68-67-69	272
Justin Rose.....	6	68-68-70-67	273
Billy Horschel.....	T7	66-70-70-68	274
Zach Johnson.....	T7	69-68-69-68	274
Roberto Castro.....	T9	67-71-72-65	275
Jason Dufner.....	T9	74-70-66-65	275
Sergio Garcia.....	T9	68-71-69-67	275
Keegan Bradley.....	T12	72-65-72-67	276
Phil Mickelson.....	T12	71-67-70-68	276
Jason Day.....	T14	68-74-68-67	277
Jim Furyk.....	T14	70-68-73-66	277

Player	Pos.	Score	Official Money
Adam Scott.....	T14	65-69-74-69	277
Nick Watney.....	T14	72-65-70-70	277
Brendon de Jonge.....	T18	70-72-71-65	278
Luke Donald.....	T18	70-70-67-71	278
Hunter Mahan.....	T20	70-69-71-69	279
Brandt Snedeker.....	T20	69-75-67-68	279
Gary Woodland.....	T22	70-67-71-72	280
Tiger Woods.....	T22	73-71-69-67	280
Bill Haas.....	T24	70-69-69-74	282
Kevin Streelman.....	T24	69-72-74-67	282
Matt Kuchar.....	T26	69-74-69-71	283
D.A. Points.....	T26	72-67-70-74	283
Graham Delaet.....	28	68-71-72-73	284
Charl Schwartzel.....	29	68-79-77-66	290
Boo Weekley.....	30	70-75-73-74	292

TOUR Championship

2014



Billy Horschel

Atlanta, GA
East Lake GC

September 8-14, 2014

FedExCup Points: 2,500 (first) Purse: \$8,000,000
Par/Yards: 35-35—70/7,307

LEADERS	First Round	Second Round	Third Round
	Billy Horschel..... 66 (-4)	Billy Horschel..... 132 (-8)	Billy Horschel..... 201 (-9)
	Chris Kirk..... 66 (-4)	Jason Day..... 134 (-6)	Rory McIlroy..... 201 (-9)
	Jason Day..... 67 (-3)	Chris Kirk..... 134 (-6)	Jim Furyk..... 203 (-7)
	Jim Furyk..... 67 (-3)	Rory McIlroy..... 134 (-6)	Jason Day..... 204 (-6)
	Patrick Reed..... 67 (-3)	Jim Furyk..... 136 (-4)	Rickie Fowler..... 204 (-6)
	Bubba Watson..... 67 (-3)	Kevin Na..... 136 (-4)	Justin Rose..... 204 (-6)
		Ryan Palmer..... 136 (-4)	
		Cameron Tringale..... 136 (-4)	

CUT: No cut. All 29 players completed 72 holes.

WEATHER: Thursday: Partly cloudy and warm. High of 88. Wind WSW at 7-12 mph. Friday:

Partly cloudy and warm. High in the upper 80s. Wind WNW at 5-10 mph. Saturday: Cloudy. High of 84. Wind NNW at 7-12 mph. Sunday: Mostly cloudy. High of 80. Wind ENE at 7-12 mph.

Player	Pos.	Score	Official Money
Billy Horschel.....	1	66-66-69-68	269/-11
Jim Furyk.....	T2	67-69-67-69	272/-8
Rory McIlroy.....	T2	69-65-67-71	272/-8
Chris Kirk.....	T4	66-68-71-68	273/-7
Jason Day.....	T4	67-67-70-69	273/-7
Justin Rose.....	T4	72-66-66-69	273/-7
Ryan Palmer.....	7	69-67-69-69	274/-6
Rickie Fowler.....	8	69-68-67-71	275/-5
Sergio Garcia.....	T9	69-71-70-66	276/-4
Gary Woodland.....	T9	71-75-63-67	276/-4
Adam Scott.....	T9	69-72-65-70	276/-4
Russell Henley.....	T2	70-68-67-72	277/-3
Matt Kuchar.....	13	68-71-69-70	278/-2
Bubba Watson.....	14	67-73-67-73	280/E
Cameron Tringale.....	15	68-68-74-71	281/1

Player	Pos.	Score	Official Money
Bill Haas.....	16	68-71-73-70	282/2
Brendon Todd.....	T17	70-75-72-66	283/3
Jimmy Walker.....	T17	73-69-69-72	283/3
Kevin Na.....	T19	70-66-75-73	284/4
Patrick Reed.....	T19	67-74-74-69	284/4
Zach Johnson.....	21	68-74-72-71	285/5
Hideki Matsuyama.....	22	71-71-71-73	286/6
Martin Kaymer.....	T23	73-69-73-73	288/8
Hunter Mahan.....	T23	74-72-71-71	288/8
Webb Simpson.....	T23	74-72-72-70	288/8
John Sanden.....	26	72-75-69-74	290/10
Morgan Hoffmann.....	T27	70-73-73-76	292/12
Jordan Spieth.....	T27	71-70-80-71	292/12
Geoff Ogilvy.....	29	77-77-73-73	300/20

TOUR Championship Summaries

TOUR Championship

2015



Jordan Spieth

Atlanta, GA
East Lake GC

September 21-27, 2015

FedExCup Points: 2,000 (first) Purse: \$8,250,000
Par/Yards: 35-35—70/7,307

LEADERS	First Round	Second Round	Third Round
	Henrik Stenson 63 (-7)	Henrik Stenson 131 (-9)	Jordan Spieth 202 (-8)
	Paul Casey 65 (-5)	Jordan Spieth 134 (-6)	Henrik Stenson 203 (-7)
	Zach Johnson 66 (-4)	Paul Casey 135 (-5)	Paul Casey 206 (-4)
	Rory McIlroy 66 (-4)	Zach Johnson 136 (-4)	Rickie Fowler 206 (-4)
	Steven Bowditch 68 (-2)	Steven Bowditch 137 (-3)	Zach Johnson 207 (-3)
	J.B. Holmes 68 (-2)	Rory McIlroy 137 (-3)	Rory McIlroy 207 (-3)
	Brooks Koepka 68 (-2)		
	Kevin Na 68 (-2)		
	Brandt Snedeker 68 (-2)		
	Jordan Spieth 68 (-2)		

CUT: No cut. 28 of 29 players completed 72 holes.

WEATHER: Thursday: Partly cloudy with a high of 88. Wind WSW at 7-12 mph. Friday: Mist and drizzle in between showers. High of 68. Wind NNE at 10-15 mph. Saturday: Rain showers all day with a high of 71. ENE wind at 7-12 mph. Sunday: Cloudy with a high of 74. Wind E at 7-12 mph.

Player	Pos.	Score	FedExCup Pts	Money
Jordan Spieth	1	68-66-68-69	2,000.00	\$1,485,000.00
Danny Lee	T2	69-72-69-65	866.66	618,750.00
Justin Rose	T2	70-68-71-66	866.66	618,750.00
Henrik Stenson	T2	63-68-72-72	866.66	618,750.00
Paul Casey	T5	65-70-71-70	400.00	302,500.00
Dustin Johnson	T5	69-72-71-64	400.00	302,500.00
Bubba Watson	T5	70-71-68-67	400.00	302,500.00
J.B. Holmes	T8	68-72-68-69	330.00	255,750.00
Zach Johnson	T8	66-70-71-70	330.00	255,750.00
Jason Day	T10	69-71-70-68	290.00	228,525.00
Matt Kuchar	T10	71-70-69-68	290.00	228,525.00
Daniel Berger	T12	69-73-68-70	238.00	196,350.00
Steven Bowditch	T12	68-69-73-70	238.00	196,350.00
Rickie Fowler	T12	69-70-67-74	238.00	196,350.00
Hideki Matsuyama	T12	69-72-69-70	238.00	196,350.00

Player	Pos.	Score	FedExCup Pts	Money
Rory McIlroy	T16	66-71-70-74	218.00	\$171,600.00
Kevin Na	T16	68-73-70-70	218.00	171,600.00
Sangmoon Bae	T18	73-70-72-69	206.00	160,050.00
Brooks Koepka	T18	68-74-72-70	206.00	160,050.00
Robert Streb	T18	75-75-69-65	206.00	160,050.00
Jimmy Walker	T18	73-71-74-66	206.00	160,050.00
Harris English	T22	71-76-71-67	192.00	148,500.00
Charley Hoffman	T22	73-72-70-70	192.00	148,500.00
Brandt Snedeker	T22	68-72-75-70	192.00	148,500.00
Scott Piercy	T25	74-73-73-70	184.00	141,900.00
Bill Haas	T26	72-73-72-76	180.00	138,600.00
Patrick Reed	T27	72-74-77-71	176.00	136,950.00
Kevin Kisner	T28	76-77-72-73	172.00	135,300.00

TOUR Championship Summaries

TOUR Championship

2016



Rory McIlroy

Atlanta, GA September 19-25, 2016
East Lake Golf Course

FedExCup Points: 2,000 (first)
Par/Yards: 35-35—70/7,385

Purse: \$8,500,000

LEADERS	First Round	Second Round	Third Round
	Kevin Chappell 66 (-4)	Dustin Johnson 133 (-7)	Kevin Chappell 202 (-8)
	Dustin Johnson 66 (-4)	Kevin Chappell 134 (-6)	Dustin Johnson 202 (-8)
	Hideki Matsuyama 66 (-4)	Kevin Kisner 137 (-3)	Rory McIlroy 204 (-6)
	Jason Day 67 (-3)	Hideki Matsuyama 137 (-3)	Ryan Moore 204 (-6)
	Si Woo Kim 67 (-3)	Paul Casey 138 (-2)	Hideki Matsuyama 205 (-5)
	Kevin Kisner 67 (-3)	Rory McIlroy 138 (-2)	
	Rory McIlroy 68 (-2)	Ryan Moore 138 (-2)	

CUT: No cut. 30 players started and 29 players completed 72 holes.

WEATHER: Thursday: Partly cloudy with a high of 89. Wind NNE at 6-12 mph. Friday: Clear skies with a high of 89. Wind N at 5-10 mph. Saturday: Hot and humid conditions with a high in the lower 90s.


Calm NNE wind reaching 5-10 mph in the afternoon. Sunday: Partly cloudy skies with temperatures in the lower 90s. Wind E at 5-10 mph.

Player	Pos.	Score	FedExCup Pts	Money
Rory McIlroy	1	68-70-66-64	2,000.00	\$1,530,000.00
Kevin Chappell	T2	66-68-68-66	1,000.00	752,250.00
Ryan Moore	T2	70-68-66-64	1,000.00	752,250.00
Paul Casey	4	68-70-69-64	600.00	408,000.00
Hideki Matsuyama	5	66-71-68-69	440.00	340,000.00
Dustin Johnson	T6	66-67-69-73	380.00	297,500.00
Justin Thomas	T6	68-71-69-67	380.00	297,500.00
Jason Dufner	T8	73-67-66-70	330.00	263,500.00
Adam Scott	T8	69-71-71-65	330.00	263,500.00
Emiliano Grillo	T10	73-70-66-69	261.60	218,620.00
Si Woo Kim	T10	67-72-74-65	261.60	218,620.00
Charl Schwartzel	T10	74-67-66-71	261.60	218,620.00
Bubba Watson	T10	72-73-66-67	261.60	218,620.00
Gary Woodland	T10	72-70-69-67	261.60	218,620.00
Daniel Berger	T15	74-69-68-68	222.00	183,600.00

Player	Pos.	Score	FedExCup Pts	Money
Matt Kuchar	T15	69-73-68-69	222.00	\$183,600.00
Roberto Castro	T17	73-70-67-70	208.00	166,600.00
William McGirt	T17	77-69-66-68	208.00	166,600.00
Sean O'Hair	T17	74-68-73-65	208.00	166,600.00
Brandt Snedeker	T17	72-69-72-67	208.00	166,600.00
Jordan Spieth	T17	68-72-72-68	208.00	166,600.00
Phil Mickelson	T22	74-72-69-66	196.00	156,400.00
Russell Knox	T23	73-66-71-72	192.00	153,000.00
Patrick Reed	T24	73-70-70-70	186.00	147,900.00
Jhonattan Vegas	T24	70-73-71-69	186.00	147,900.00
Kevin Kisner	T26	67-70-75-71	180.00	142,800.00
J.B. Holmes	T27	73-71-70-72	176.00	141,100.00
Jimmy Walker	T28	74-74-71-68	172.00	139,400.00
Kevin Na	T29	77-74-72-70	168.00	137,700.00

The following players did not finish
(W=withdrew)

W—67-Jason Day.



**W | H | F | NORTHERN
TRUST**

PAST CHAMPIONS



1967 - Jack Nicklaus	1992 - David Frost
1968 - Julius Boros	1993 - Vijay Singh
1969 - Frank Beard	1994 - Lee Janzen
1970 - Bruce Crampton	1995 - Vijay Singh
1971 - Arnold Palmer	1996 - Ernie Els
1972 - Jack Nicklaus	1997 - Ernie Els
1973 - Bobby Nichols	1998 - J.P. Hayes
1974 - Johnny Miller	1999 - Duffy Waldorf
1975 - Gene Littler	2000 - Dennis Paulson
1976 - David Graham	2001 - Sergio Garcia
1977 - Andy North	2002 - Chris Smith
1978 - Lee Elder	2003 - Jonathan Kaye
1979 - Jack Renner	2004 - Sergio Garcia
1980 - Curtis Strange	2005 - Pádraig Harrington
1981 - Raymond Floyd	2006 - Vijay Singh
1982 - Bob Gilder	2007 - Steve Stricker
1983 - Seve Ballesteros	2008 - Vijay Singh
1984 - Scott Simpson	2009 - Heath Slocum
1985 - Roger Maltbie	2010 - Matt Kuchar
1986 - Bob Tway	2011 - Dustin Johnson
1987 - J.C. Snead	2012 - Nick Watney
1988 - Seve Ballesteros	2013 - Adam Scott
1989 - Wayne Grady	2014 - Hunter Mahan
1990 - Hale Irwin	2015 - Jason Day
1991 - Billy Andrade	2016 - Patrick Reed