


2017 MEDIA GUIDE



SEPTEMBER 20 - 24
EAST LAKE GOLF CLUB



RORY MCILROY
2016 Champion



Table of Contents

Schedule of Events.....	2	2007 TOUR Championship by Coca-Cola.....	56
Championship Staff.....	3	2008 TOUR Championship by Coca-Cola.....	56
TOUR Championship - History and Records.....	5-14	2009 TOUR Championship by Coca-Cola.....	57
History at a Glance.....	6	2010 TOUR Championship by Coca-Cola.....	57
2017 Purse Breakdown.....	7	2011 TOUR Championship by Coca-Cola.....	58
2017 East Lake Golf Club Scorecard.....	7	2012 TOUR Championship by Coca-Cola.....	58
All-Time TOUR Championship Records (1987-2016).....	8-11	2013 TOUR Championship by Coca-Cola.....	59
Top-50 Career Money-Winners.....	12	2014 TOUR Championship by Coca-Cola.....	59
Top-50 Career Stroke Averages.....	12	2015 TOUR Championship by Coca-Cola.....	60
Top-10 Finishes by Player.....	13	2016 TOUR Championship.....	60
Round-by-Round Leaders.....	14	FedExCup Playoffs Championship Summaries.....	61-83
Competitors' Capsules.....	15-30	THE NORTHERN TRUST (2007-2017).....	62-72
Individual Player Records.....	31-44	Dell Technologies Championship (2007-2017).....	74-79
Championship Summaries (1987-2016).....	45-60	BMW Championship (2007-2017).....	80-85
1987 Nabisco Championships of Golf.....	46	Miscellaneous.....	87-105
1988 Nabisco Championships.....	46	How East Lake Played in 2016 (TOUR Championship).....	88
1989 Nabisco Championships.....	47	How East Lake Played in 2015 (TOUR Championship).....	89
1990 Nabisco Championships.....	47	How East Lake Played in 2014 (TOUR Championship).....	90
1991 TOUR Championship.....	48	How East Lake Played in 2013 (TOUR Championship).....	91
1992 TOUR Championship.....	48	How East Lake Played in 2012 (TOUR Championship).....	92
1993 TOUR Championship.....	49	How East Lake Played in 2011 (TOUR Championship).....	93
1994 TOUR Championship.....	49	How East Lake Played in 2010 (TOUR Championship).....	94
1995 TOUR Championship.....	50	How East Lake Played in 2009 (TOUR Championship).....	95
1996 TOUR Championship.....	50	How East Lake Played in 2008 (TOUR Championship).....	96
1997 TOUR Championship.....	51	How East Lake Played in 2007 (TOUR Championship).....	97
1998 TOUR Championship.....	51	How East Lake Played in 2006 (TOUR Championship).....	98
1999 TOUR Championship.....	52	How East Lake Played in 2005 (TOUR Championship).....	99
2000 TOUR Championship.....	52	How East Lake Played in 2004 (TOUR Championship).....	100
2001 TOUR Championship by Coca-Cola.....	53	How East Lake Played in 2002 (TOUR Championship).....	101
2002 TOUR Championship by Coca-Cola.....	53	How East Lake Played in 2000 (TOUR Championship).....	102
2003 TOUR Championship by Coca-Cola.....	54	History of East Lake Golf Club.....	103
2004 TOUR Championship by Coca-Cola.....	54	Past Events at East Lake Golf Club.....	104-105
2005 TOUR Championship by Coca-Cola.....	55	Past Champions.....	Back Cover
2006 TOUR Championship by Coca-Cola.....	55		

The TOUR Championship Style Reminder

- Proper style for the name of this tournament is the TOUR (all caps) Championship (Upper case "C" in Championship, all other letters lower case).
- Golf's postseason is officially called "FedExCup Playoffs." The regular season should be referred to as the "2016-2017 PGA TOUR Season"

Schedule of Events

MONDAY, SEPTEMBER 18

Golf Course Closed to Public
Practice Round for Professionals
East Lake Golf Club (ELGC)

7:00 - 11:00 p.m. Atlanta Celebrates the TOUR Championship
College Football Hall of Fame

TUESDAY, SEPTEMBER 19 - Executive Women's Day

Golf Course Closed to Public
Practice Round for Professionals - ELGC

9:30 a.m. - 3:30 p.m. Executive Women's Day
presented by Delta Air Lines

6:00 - 9:00 p.m. Payne Stewart Award Ceremony
The Ritz-Carlton Downtown

7:00 - 8:00 p.m. GOLF Channel Broadcast of
Payne Stewart Award

WEDNESDAY, SEPTEMBER 20 - Military Appreciation Day

9:00 a.m. Gates Open
Practice Round for Professionals - ELGC

9:30 a.m. Callaway Wounded Warrior Club Fitting

11:00 a.m. - 2:00 p.m. GSGA Putting Experience supported by
PGA TOUR Superstores *SO Cool Zone*

4:00 p.m. The First Tee Youth Clinic
Practice Range - ELGC

THURSDAY, SEPTEMBER 21

9:00 a.m. Gates Open

10:30 a.m. - 11:20 p.m. Opening Ceremony

11:40 a.m. - 2:00 p.m. First Round of Competition
Tee Times (Approximate) - ELGC

1:00 - 4:00 p.m. GSGA Putting Experience supported by
PGA TOUR Superstores *SO Cool Zone*

1:00 - 6:00 p.m. GOLF Channel Broadcast (Live)

FRIDAY, SEPTEMBER 22

9:00 a.m. Gates Open

11:40 a.m. - 2:00 p.m. Second Round of Competition
Tee Times (Approximate) - ELGC

1:00 - 4:00 p.m. GSGA Putting Experience supported by
PGA TOUR Superstores *SO Cool Zone*

1:00 - 6:00 p.m. GOLF Channel Broadcast (Live)

SATURDAY, SEPTEMBER 23 - College Football Salute

9:00 a.m. Gates Open

11:40 a.m. - 2:00 p.m. Third Round of Competition
Tee Times (Approximate) - ELGC

1:00 - 4:00 p.m. GSGA Putting Experience supported by
PGA TOUR Superstores *SO Cool Zone*

12:30 - 2:30 p.m. GOLF Channel Broadcast (Live)

2:30 - 6:30 p.m. NBC Broadcast (Live)

SUNDAY, SEPTEMBER 24

9:00 a.m. Gates Open

11:40 a.m. - 2:00 p.m. Final Round of Competition
Tee Times (Approximate) - ELGC

12:00 - 1:30 p.m. GOLF Channel Broadcast (Live)

1:00 p.m. - 4:00 p.m. GSGA Putting Experience supported by
PGA TOUR Superstores *SO Cool Zone*

1:30 - 6:00 p.m. NBC Broadcast (Live)

6:00 p.m. Closing Ceremony
No. 18 Green

Championship Staff

CHAMPIONSHIP OFFICE STAFF

Tom Clark:	Executive Director
Martin Stephenson:	Tournament Director
Allison Fillmore:	Senior Director of Sales
Geoff Hill:	Operations Manager
Kaitlyn Doe:	Tournament Services Manager
Tramayne Russell:	Sales Manager
Amanda Humer:	Sales Coordinator
Max Price:	Operations Intern
Ashley Miller:	Tournament Services Intern

EAST LAKE GOLF CLUB STAFF


Tom Cousins:	Chairman in Perpetuity
Rick Burton:	Chairman
Chad Parker:	General Manager/COO
Ralph Kepple:	Superintendent
Nick Barrington:	Executive Chef
Lauren Rosenzweig:	Director of Hospitality
Terri McClendon:	Controller
Drew Dunn:	Head Golf Professional

CHAMPIONSHIP MANAGEMENT STAFF

Matt Rapp:	Senior Vice President, Championship Management
Chad Burgess:	Tournament Operations Senior Director, Championship Management
Chris Reimer:	Senior Director, Communications
Alex Urban:	Manager, Communications
Rachel Noble:	Coordinator, Communications
Jamie Kennedy:	Senior Director, Marketing Services
Vita Bobelis:	Manager, Marketing Services
Cody Hendrix:	Specialist, Marketing Services
Taryn Bray:	Digital Content Associate, Marketing Services
Vince Shannon:	Associate, Marketing Services
Emily Tillo:	Coordinator, Media Relations
Karen Davidson:	Senior Director, Tournament Services
Courtney Crews:	Assistant, Tournament Services
Samantha Finlayson:	Coordinator, Tournament Services
David Utlak: Specialist,	Tournament Services
Todd Tatarek:	Director, Operations
Eric Sury:	Manager, Operations
Zach Lee:	Manager, Corporate Safety
Tyler Shutt:	Intern, Operations
Greg Menzel:	Manager, Ticket Operations
Jane Fuson:	Coordinator, Ticket Financial
Sara Imbriani:	Assistant, Ticket Operations

Notes

TOUR Championship - History and Records



History at a Glance

Final Rd.	Winner	Score	Runner(s)-up	Score	Location	Par/Yards	Purse	First Place
11/1/1987	Tom Watson	268	Chip Beck	270	Oak Hills CC	70/6,576	\$2,000,000	\$360,000
11/13/1988	Curtis Strange*	279	Tom Kite	279	Pebble Beach GL	72/6,799	2,000,000	360,000
10/29/1989	Tom Kite*	276	Payne Stewart	276	Harbour Town GL	71/6,657	2,500,000	450,000
10/28/1990	Jodie Mudd*	273	Billy Mayfair	273	Champions GC	71/7,187	2,500,000	450,000
11/3/1991	Craig Stadler*	279	Russ Cochran	279	Pinehurst Resort (No. 2)	71/7,005	2,000,000	360,000
11/1/1992	Paul Azinger	276	Lee Janzen Corey Pavin	279	Pinehurst Resort (No. 2)	71/7,020	2,000,000	360,000
10/31/1993	Jim Gallagher, Jr.	277	David Frost John Huston Greg Norman Scott Simpson	278	The Olympic Club	71/6,812	3,000,000	540,000
10/30/1994	Mark McCumber*	274	Fuzzy Zoeller	274	The Olympic Club	71/6,812	3,000,000	540,000
10/29/1995	Billy Mayfair	280	Steve Elkington Corey Pavin	283	Southern Hills CC	70/6,834	3,000,000	540,000
10/27/1996	Tom Lehman	268	Brad Faxon	274	Southern Hills CC	70/6,834	3,000,000	540,000
11/2/1997	David Duval	273	Jim Furyk	274	Champions GC	71/7,220	4,000,000	720,000
11/1/1998	Hal Sutton*	274	Vijay Singh	274	East Lake GC	70/6,980	4,000,000	720,000
10/31/1999	Tiger Woods	269	Davis Love III	273	Champions GC	71/7,220	5,000,000	900,000
11/5/2000	Phil Mickelson	267	Tiger Woods	269	East Lake GC	70/6,980	5,000,000	900,000
11/4/2001	Mike Weir*	270	Ernie Els Sergio Garcia David Toms	270	Champions GC	71/7,220	5,000,000	900,000
11/3/2002	Vijay Singh	268	Charles Howell III	270	East Lake GC	70/7,029	5,000,000	900,000
11/9/2003	Chad Campbell	268	Charles Howell III	271	Champions GC	71/7,301	6,000,000	1,080,000
11/7/2004	Retief Goosen	269	Tiger Woods	273	East Lake GC	70/7,137	6,000,000	1,080,000
11/6/2005	Bart Bryant	263	Tiger Woods	269	East Lake GC	70/7,154	6,500,000	1,170,000
11/5/2006	Adam Scott	269	Jim Furyk	272	East Lake GC	70/7,154	6,500,000	1,170,000
9/16/2007	Tiger Woods	257	Mark Calcavecchia Zach Johnson	265	East Lake GC	70/7,154	7,000,000	1,260,000
9/28/2008	Camilo Villegas*	273	Sergio Garcia	273	East Lake GC	70/7,304	7,000,000	1,260,000
9/27/2009	Phil Mickelson	271	Tiger Woods	274	East Lake GC	70/7,304	7,500,000	1,350,000
9/26/2010	Jim Furyk	272	Luke Donald	273	East Lake GC	70/7,319	7,500,000	1,350,000
9/25/2011	Bill Haas*	272	Hunter Mahan	272	East Lake GC	70/7,319	8,000,000	1,440,000
9/23/2012	Brandt Snedeker	270	Justin Rose	273	East Lake GC	70/7,319	8,000,000	1,440,000
9/22/2013	Henrik Stenson	267	Jordan Spieth Steve Stricker	270	East Lake GC	70/7,307	8,000,000	1,440,000
9/14/2014	Billy Horschel	269	Jim Furyk Rory McIlroy	272	East Lake GC	70/7,307	8,000,000	1,440,000
9/27/2015	Jordan Spieth	271	Danny Lee Justin Rose Henrik Stenson	275	East Lake GC	70/7,307	8,250,000	1,485,000
9/25/2016	Rory McIlroy	268	Kevin Chappell Ryan Moore	268	East Lake GC	70/7,385	8,500,000	1,530,000

* Playoff

2017 Purse Breakdown - \$8.75 million

Position	Prize	Position	Prize	Position	Prize	Position	Prize
1	\$1,575,000.00	9	262,500.00	17	178,500.00	25	150,500.00
2	945,000.00	10	248,500.00	18	175,000.00	26	147,000.00
3	603,750.00	11	236,250.00	19	171,500.00	27	145,250.00
4	420,000.00	12	224,000.00	20	168,000.00	28	143,500.00
5	350,000.00	13	213,500.00	21	164,500.00	29	141,750.00
6	315,000.00	14	203,000.00	22	161,000.00	30	140,000.00
7	297,500.00	15	192,500.00	23	157,500.00		
8	280,000.00	16	185,500.00	24	154,000.00		

2017 East Lake Golf Club Scorecard


HOLE	1	2	3	4	5	6	7	8	9	OUT	10	11	12	13	14	15	16	17	18	IN	TOTAL
My Score																					

Contestant _____


Tee _____ Time _____

Date _____ Round _____

DO NOT WRITE
IN THIS SPACE



2017 Official Scorecard



East Lake Golf Club

HOLE	1	2	3	4	5	6	7	8	9	OUT
Yards	469	197	391	479	442	525	481	471	235	3690
Par	4	3	4	4	4	5	4	4	3	35
Score										

10	11	12	13	14	15	16	17	18	IN	TOTAL
424	214	389	440	520	211	454	430	590	3672	7362
4	3	4	4	4	3	4	4	5	35	70

MARKER'S SIGNATURE

COMPETITOR'S SIGNATURE

All-Time TOUR Championship Records (1987-2016)

SCORING RECORDS*

Low 9-hole score:

28 (7-under), **Tiger Woods**, front nine, 2nd round, East Lake, 2007
28 (7-under) **Nick Watney**, back nine, 3rd round, East Lake, 2010
29 (6-under), **Chad Campbell**, back nine, 3rd round, Champions, 2003
29 (6-under), **Zach Johnson**, back nine, 3rd round, East Lake, 2007
29 (6-under), **Padraig Harrington**, back nine, 1st round, East Lake, 2007
29 (6-under), **John Rollins**, back nine, 1st round, East Lake, 2007
29 (7-under), **Phil Mickelson**, back nine, 4th round, East Lake, 2016

Low 18-hole score:

60 (10-under), **Zach Johnson**, 3rd round, East Lake, 2007
61 (10-under), **Chad Campbell**, 3rd round, Champions, 2003
62 (9-under), **Jim Furyk**, 3rd round, Champions, 2001
62 (8-under), **Bart Bryant**, 1st round, East Lake, 2005
62 (8-under), **Tim Clark**, 1st round, East Lake, 2007
62 (8-under), **Geoff Ogilvy**, 3rd round, East Lake, 2007

Low first round:

62 (8-under), **Bart Bryant**, East Lake, 2005
62 (8-under), **Tim Clark**, East Lake, 2007
63 (8-under), **Jim Gallagher, Jr.**, Olympic Club, 1993
63 (7-under), **Henrik Stenson**, East Lake, 2015
63 (7-under), **Padraig Harrington**, 1st round, East Lake, 2007
63 (7-under), **Vijay Singh**, East Lake, 1998

Low second round:

63 (7-under), **Tiger Woods**, East Lake, 2007
Seven tied with 64 (6-under), most recent **Jim Furyk**, East Lake, 2012

Low third round:

60 (10-under), **Zach Johnson**, East Lake, 2007
61 (10-under), **Chad Campbell**, Champions, 2003
62 (9-under) **Jim Furyk**, Champions, 2001
62 (8-under), **Geoff Ogilvy**, East Lake, 2007

Low final round:

63 (8-under), **Wayne Levi**, Champions, 1990
63 (7-under), **Webb Simpson**, East Lake, 2013
64 (6-under), **Jordan Spieth**, East Lake, 2013
64 (6-under), **Retief Goosen**, East Lake, 2004
64 (6-under), **Rocco Mediate**, East Lake, 2002
64 (6-under), **Bob Estes**, East Lake, 2002
64 (6-under), **Chip Beck**, Oak Hill, 1987
64 (6-under), **Ben Crenshaw**, Oak Hill, 1987

Low first 36 holes:

127 (64-63), **Tiger Woods**, East Lake, 2007
130 (64-66), **Henrik Stenson**, East Lake, 2013
130 (65-65), **Woody Austin**, East Lake, 2007
130 (62-68), **Bart Bryant**, East Lake, 2005
130 (64-66), **Retief Goosen**, East Lake, 2005

Low middle 36 holes:

126 (66-60), **Zach Johnson**, East Lake, 2007
127 (63-64), **Tiger Woods**, East Lake, 2007
128 (64-64), **Sergio Garcia**, East Lake, 2007
129 (66-63), **Mark Calcavecchia**, East Lake, 2007
129 (64-65), **Tiger Woods**, East Lake, 2004

Low final 36 holes:

128 (60-68), **Zach Johnson**, East Lake, 2007
129 (61-68), **Chad Campbell**, Champions, 2003
130 (67-63), **Wayne Levi**, Champions, 1990
130 (64-66), **Sean O'Hair**, East Lake, 2005
130 (64-66), **Tiger Woods**, East Lake, 2007
130 (63-67), **Nick Wantey**, East Lake, 2010
130 (63-67), **Gary Woodland**, East Lake, 2014
130 (66-64), **Rory McIlroy**, East Lake, 2016
130 (66-64), **Ryan Moore**, East Lake, 2016

Low first 54 holes:

191 (64-63-64), **Tiger Woods**, East Lake, 2007
194 (65-66-63), **Mark Calcavecchia**, East Lake, 2007
196 (62-68-66), **Bart Bryant**, East Lake, 2005
196 (68-64-64), **Sergio Garcia**, East Lake, 2007
197 (66-67-64), **Tom Lehman**, Southern Hills, 1996
197 (71-66-60), **Zach Johnson**, East Lake, 2007

Low final 54 holes:

193 (63-64-66), **Tiger Woods**, East Lake, 2007
194 (66-60-68), **Zach Johnson**, East Lake, 2007
197 (66-64-67), **David Toms**, Champions, 2001

Low 72-hole scores:

257 (64-63-64-66), **Tiger Woods**, East Lake, 2007
263 (62-68-66-67), **Bart Bryant**, East Lake, 2005
265 (65-66-63-71), **Mark Calcavecchia**, East Lake, 2007
265 (71-66-60-68), **Zach Johnson**, East Lake, 2007
266 (68-64-64-70), **Sergio Garcia**, East Lake, 2007

Best Birdie Streak (not including eagles):

5, **Tiger Woods**, Nos. 4-8 (eagled No. 9), second round, East Lake, 2007 (shot 63)
5, **Kenny Perry**, Nos. 11-15, third round, Champions, 2001 (shot 65)
5, **K.J. Choi**, Nos. 7-11, second round, East Lake, 2007 (shot 65)

All-Time TOUR Championship Records (cont.)

Best Birdie-Eagle Streak (by holes):

- 7-under, **Tiger Woods**, (B-B-B-B-E), Nos. 4-9, second round, East Lake (shot 63)
- 6-under, **Chad Campbell**, (E-B-B-B-B), Nos. 9-13, third round, Champions (shot 61)

Most Birdies, 72 holes:

- 28, **Tiger Woods**, 2007, East Lake
- 23, **Retief Goosen**, 2003, East Lake

Highest winning score:

- 280 (even par), **Billy Mayfair**, Southern Hills, 1995

Highest winning score at East Lake Golf Club:

- 274 (6-under-par), **Hal Sutton**, East Lake, 1998

Holes-in-one:

- Jerry Kelly**, fourth round, No. 11, East Lake, 2002
- Greg Norman**, third round, No. 8, Olympic Club, 1994
- Steve Lowery**, first round, No. 8, Olympic Club, 1994

Two eagles, same round:

- Phil Mickelson**, first round, East Lake, 2010
- Mark Calcavecchia**, second round, Champions, 2001
- Notah Begay III**, second round, Champions, 1999

* East Lake Golf Club's nines were flipped beginning with the 2016 event.

VICTORY RECORDS

Most victories:

- 2, **Tiger Woods**, 1999 Champions, 2007 East Lake
- 2, **Phil Mickelson**, 2000, 2009 East Lake

Largest margin of victory:

- 8 strokes, **Tiger Woods**, East Lake, 2007
- 6 strokes, **Tom Lehman**, Southern Hills, 1996
- 6 strokes, **Bart Bryant**, East Lake, 2005

Best come-from-behind victory:

- 5 strokes, **Camilo Villegas**, East Lake, 2008
- 4 strokes, **Retief Goosen**, East Lake, 2004
- 4 strokes, **Phil Mickelson**, East Lake, 2009

Wire-to-wire winners (no ties):

- 1987, **Tom Watson**, Oak Hills
- 1988, **Curtis Strange**, Pebble Beach
- 2013, **Henrik Stenson**, East Lake

Low finishes by winner:

- 64 (6-under), **Retief Goosen**, East Lake, 2004
- 64 (6-under), **Rory McIlroy**, East Lake, 2016
- 65 (5-under), **Phil Mickelson**, East Lake, 2009
- 66 (4-under), **Phil Mickelson**, East Lake, 2000
- 66 (4-under), **Adam Scott**, East Lake, 2006
- 66 (4-under), **Camilo Villegas**, East Lake, 2008
- 66 (4-under), **Tiger Woods**, East Lake, 2007

High finish by a winner:

- 74 (2-over), **Curtis Strange**, Pebble Beach, 1988
- 73 (3-over), **Billy Mayfair**, Southern Hills, 1995

Low start by a winner:

- 62, **Bart Bryant**, East Lake, 2005
- 63, **Jim Gallagher, Jr.**, Olympic Club, 1993

High start by a winner:

- 73, **Phil Mickelson**, East Lake, 2009
- 72, **Camilo Villegas**, East Lake, 2008

18-hole leaders who have gone on to win: 12/30

- Tom Watson**, 1987
- Curtis Strange**, 1988
- Craig Stadler** (tied), 1991
- Jim Gallagher, Jr.**, 1993
- Mark McCumber** (tied), 1994
- Billy Mayfair**, 1995
- Tom Lehman** (tied), 1996
- David Duval** (tied), 1997
- Vijay Singh** (tied), 2002
- Bart Bryant** (tied), 2005
- Henrik Stenson**, 2013
- Billy Horschel** (tied), 2014

36-hole leaders who have gone on to win: 14/30

- Tom Watson**, 1987
- Curtis Strange**, 1988
- Tom Kite**, 1989
- Craig Stadler**, 1991
- Paul Azinger**, 1992
- Jim Gallagher, Jr.** (tied), 1993
- Tom Lehman**, 1996
- Tiger Woods** (tied), 1999
- Bart Bryant** (tied), 2005
- Adam Scott** (tied), 2006
- Tiger Woods**, 2007
- Jim Furyk**, 2010
- Henrik Stenson**, 2013
- Billy Horschel**, 2014

All-Time TOUR Championship Records (cont.)

54-hole leaders who have gone on to win: 19/30

Tom Watson, 1987
Curtis Strange, 1988
Jodie Mudd (tied), 1990
Craig Stadler (tied), 1991
Paul Azinger, 1992
Billy Mayfair, 1995
Tom Lehman, 1996
David Duval (tied), 1997
Tiger Woods, 1999
Vijay Singh, 2002
Chad Campbell, 2003
Bart Bryant, 2005
Adam Scott, 2006
Tiger Woods, 2007
Jim Furyk, 2010
Brandt Snedeker, 2012
Henrik Stenson, 2013
Billy Horschel (tied), 2014
Jordna Speith, 2015

Oldest winner:

Mark McCumber, 43 years, 1 month, 23 days, Olympic Club, 1994
Bart Bryant, 42 years, 11 months, 19 days, East Lake, 2005
Hal Sutton, 40 years, 6 months, 4 days, East Lake, 1998
Jim Furyk, 40 years, 4 months, 14 days, East Lake, 2010

Youngest winner:

Jordan Spieth, 22 years, 2 months, East Lake, 2015
Tiger Woods, 23 years, 10 months, 1 day, Champions, 1999

Youngest to win the FedExCup:

Jordan Spieth, 22 years, 2 months, East Lake, 2015
Rory McIlroy, 27, 4 months, 21 days, East Lake 2016
Billy Horschel, 27 years, 9 months, 7 days, East Lake, 2008
Bill Haas, 29 years, 4 months and 1 day, East Lake, 2011

Youngest ever to play in TOUR Championship:

Jordan Spieth, 20 years, 1 month and 26 days, 2013
Tiger Woods, 20 years, 9 months, 27 days, 1996

Winners in their 20s: 10

Winners in their 30s: 16

Winners in their 40s: 4

International winners:

Mike Weir, Canada, 2001
Vijay Singh, Fiji, 2002
Retief Goosen, South Africa, 2004
Adam Scott, Australia, 2006
Camilo Villegas, Colombia, 2008
Henrik Stenson, Sweden, 2013
Rory McIlroy, Northern Ireland, 2016

Major championship titles/THE PLAYERS and the TOUR Championship in the same year:

Tiger Woods (2), 1999 PGA, TOUR Championship; 2007 PGA Championship, TOUR Championship

Curtis Strange, 1988 U.S. Open, TOUR Championship

Tom Kite, 1989 THE PLAYERS Championship, TOUR Championship

Jodie Mudd, 1990 THE PLAYERS Championship, TOUR Championship

Tom Lehman, 1996 British Open, TOUR Championship

Retief Goosen, 2004 U.S. Open, TOUR Championship

Jordan Spieth, 2015 Masters, U.S. Open, TOUR Championship

MISCELLANEOUS RECORDS

Playoffs:

1988, **Curtis Strange** def. **Tom Kite**, birdie on second extra hole, Pebble Beach

1989, **Tom Kite** def. **Payne Stewart**, par on second extra hole, Harbour Town

1990, **Jodie Mudd** def. **Billy Mayfair**, birdie on first extra hole, Champions

1991, **Craig Stadler** def. **Russ Cochran**, birdie on second extra hole, Pinehurst No. 2

1994, **Mark McCumber** def. **Fuzzy Zoeller**, birdie on first extra hole, Olympic Club

1998, **Hal Sutton** def. **Vijay Singh**, birdie on first extra hole, East Lake

2001, **Mike Weir** def. **David Toms**, Sergio Garcia, Ernie Els, birdie on first extra hole, Champions

2009, **Camilo Villegas** def. **Sergio Garcia**, par on first extra hole, East Lake

2011, **Bill Haas** def. **Hunter Mahan**, par on third extra hole, East Lake

2016, **Rory McIlroy** def. **Ryan Moore** and **Kevin Chappell**, birdie on the fourth extra hole, East Lake

Largest 18-hole lead:

5 strokes, **Jim Gallagher, Jr.**, Olympic Club, 1993
4 strokes, **Anthony Kim**, East Lake, 2008

All-Time TOUR Championship Records (cont.)

Largest 36-hole lead:

- 4 strokes, **Tom Watson**, Oak Hills, 1987
- 4 strokes, **Tom Kite**, Harbour Town, 1989
- 4 strokes, **Tom Lehman**, Southern Hills, 1996
- 4 strokes, **Henrik Stenson**, East Lake, 2013

Largest 54-hole lead:

- 9 strokes, **Tom Lehman**, Southern Hills, 1996
- 4 strokes, **Tom Watson**, Oak Hills, 1987
- 4 strokes, **Henrik Stenson**, East Lake, 2013

Most runner-up finishes:

- 4, **Tiger Woods**, 2000, 2004, 2005, 2009 East Lake
- 3, **Jim Furyk**, 1997 Champions; 2006 & 2014 East Lake
- 2, **Corey Pavin**, 1999 Pinehurst; 1995 Southern Hills
- 2, **Charles Howell III**, 2002 East Lake; 2003 Champions
- 2, **Sergio Garcia**, 2001 Champions, 2008 East Lake

Most top-10 finishes:

- 12, **Vijay Singh**
- 10, **Jim Furyk**
- 8, **Ernie Els**
- 8, **Tiger Woods**

Most appearances:

- 19, **Phil Mickelson**
- 17, **Jim Furyk**
- 16, **Davis Love III**
- 16, **Vijay Singh**
- 16, **Ernie Els**
- 14, **Mark Calcavecchia**
- 14, **Tiger Woods**
- 13, **Nick Price**

Best finish in first appearance:

- Won, **Chad Campbell**, 2003
- Won, **Bart Bryant**, 2005
- Won, **Bill Haas**, 2011
- Won, **Henrik Stenson**, 2013

Players who made the TOUR Championship their first PGA TOUR win (total wins in parenthesis):

- Chad Campbell** (4)

Best finish by a defending champion:

- 2nd, **Tiger Woods**, 2000
- T4, **Retief Goosen**, 2005
- T5, **Vijay Singh**, 2003
- T8, **David Duval**, 1998
- T9, **Hal Sutton**, 1999

Top-50 Career Money Winners

	Name	Events	Earnings
1	Tiger Woods	14	\$5,876,800
2	Jim Furyk	16	5,333,467
3	Phil Mickelson	18	4,467,900
4	Vijay Singh	16	3,634,433
5	Retief Goosen	7	2,921,333
6	Adam Scott	10	2,824,192
7	Rory McIlroy	4	2,615,360
8	Justin Rose	7	2,595,383
9	Ernie Els	16	2,551,367
10	Jordan Spieth	4	2,494,600
11	Sergio Garcia	9	2,432,900
12	Luke Donald	7	2,392,433
13	Davis Love III	16	2,324,133
14	Brandt Snedeker	6	2,182,200
15	Steve Stricker	10	2,130,767
16	Hunter Mahan	8	2,105,600
17	Zach Johnson	9	2,103,975

	Name	Events	Earnings
18	Henrik Stenson	2	\$2,058,750
19	Bill Haas	4	1,892,800
20	David Toms	10	1,843,333
21	Mark Calcavecchia	14	1,825,150
22	Mike Weir	7	1,803,000
23	Scott Verplank	9	1,748,117
24	Billy Horschel	2	1,704,000
25	Charles Howell III	5	1,686,600
26	Camilo Villegas	3	1,672,525
27	Dustin Johnson	7	1,529,160
28	K.J. Choi	8	1,468,867
29	Chad Campbell	5	1,451,800
30	David Duval	7	1,441,600
31	Ryan Moore	3	1,428,375
32	Bubba Watson	7	1,416,520
33	Kenny Perry	10	1,379,350
34	Billy Mayfair	7	1,328,040

	Name	Events	Earnings
35	Justin Leonard	11	\$1,275,507
36	Matt Kuchar	7	1,230,985
37	Hal Sutton	7	1,195,333
38	Tom Lehman	9	1,192,714
39	Bart Bryant	1	1,170,000
40	Jason Day	6	1,164,458
41	Stuart Appleby	8	1,116,865
42	Nick Price	13	1,111,981
43	Paul Casey	3	1,040,500
44	Jerry Kelly	4	988,350
45	Webb Simpson	4	978,200
46	Jason Dufner	5	977,633
47	Tom Kite	7	949,314
48	Geoff Ogilvy	6	943,000
49	Nick Watney	5	941,600
50	Stewart Cink	8	936,500

Top-50 Career Stroke Averages

	Name	Average	Rounds
1	Henrik Stenson	67.75	8
2	Billy Horschel	67.88	8
3	Ryan Moore	68.42	12
T4	Paul Casey	68.50	12
T4	Joe Durant	68.50	8
6	Camilo Villegas	68.58	12
T7	Retief Goosen	68.75	28
T7	Rory McIlroy	68.75	16
T9	Aaron Baddeley	68.88	8
T9	Chris Perry	68.88	8
11	Justin Rose	68.89	28
12	Padraig Harrington	68.94	16
13	Charles Howell III	68.95	20
14	Tiger Woods	69.00	56
15	Jason Day	69.10	21
T16	Jim Furyk	69.11	64
T16	Sergio Garcia	69.11	36

	Name	Average	Rounds
T18	Jerry Kelly	69.25	16
T18	Wayne Levi	69.25	8
T18	Sean O'Hair	69.25	12
21	Scott Verplank	69.28	36
22	Luke Donald	69.32	28
T23	Roberto Castro	69.38	8
T23	Bernhard Langer	69.38	8
25	Vijay Singh	69.42	64
T26	Ben Crane	69.50	8
T26	Chris Riley	69.50	8
T26	Tom Watson	69.50	12
T26	Gary Woodland	69.50	16
30	Adam Scott	69.55	40
31	Jordan Spieth	69.56	16
32	Zach Johnson	69.61	36
33	Woody Austin	69.63	8
34	Jesper Parnevik	69.67	12

	Name	Average	Rounds
35	David Toms	69.68	40
T36	David Duval	69.75	28
T36	John Rollins	69.75	8
T36	Webb Simpson	69.75	16
T36	Heath Slocum	69.75	8
T40	Scott McCarron	69.83	12
T40	Brandt Snedeker	69.83	24
T40	Bo Van Pelt	69.83	12
43	Jason Dufner	69.85	20
T44	Daniel Berger	69.88	8
T44	Trevor Immelman	69.88	8
46	Dustin Johnson	69.89	28
47	Rory Sabbatini	69.92	12
48	5 Tied with	70.00	

*minimum of eight rounds

Top-10 Finishes by Player

Player	Top-10 Finishes	Year (Finish)
Vijay Singh	12	1995 (6), 1996 (T9), 1997 (T10), 1998 (2), 1999 (T9), 2000 (T3), 2002 (1), 2003 (T5), 2004 (9), 2005 (T4), 2006 (T8), 2007 (T7)
Jim Furyk	10	1997 (2), 1998 (T3), 2001 (T7), 2003 (8), 2006 (2), 2008 (T6), 2009 (T7), 2010 (1), 2012 (7), 2014 (T2)
Ernie Els	8	1996 (T6), 2000 (T3), 2001 (T2), 2004 (T10), 2006 (T10), 2008 (T6), 2009 (9), 2010 (T7)
Tiger Woods	8	1999 (1), 2000 (2), 2002 (T7), 2004 (2), 2005 (2), 2007 (1), 2009 (2), 2012 (T8)
Davis Love III	7	1997 (3), 1998 (T8), 1999 (2), 2000 (T8), 2002 (T5), 2003 (T5), 2005 (T4)
Scott Verplank	7	1988 (T8), 1998 (T5), 2001 (T5), 2003 (T9), 2004 (T7), 2005 (3), 2007 (T5)
Mark Calcavecchia	6	1987 (T5), 1988 (T3), 1989 (T9), 1993 (T7), 1997 (T4), 2007 (T2)
Retief Goosen	6	2002 (T9), 2003 (3), 2004 (1), 2005 (T4), 2006 (4), 2010 (3)
Corey Pavin	6	1987 (T5), 1991 (T10), 1992 (T2), 1993 (T7), 1994 (T10), 1995 (T2)
Fred Couples	5	1988 (7), 1989 (T7), 1992 (T5), 1993 (T10), 1996 (5)
David Duval	5	1995 (T9), 1997 (1), 1998 (T8), 2000 (6), 2001 (T7)
Sergio Garcia	5	2001 (T2), 2007 (4), 2008 (2), 2013 (T9), 2014 (T9)
Justin Leonard	5	1995 (T7), 1996 (T6), 1997 (T8), 1998 (T5), 2008 (T10)
Phil Mickelson	5	2000 (1), 2002 (T5), 2008 (T3), 2009 (1), 2011 (10)
Greg Norman	5	1987 (3), 1990 (T7), 1992 (T7), 1993 (T2), 1995 (T9)
Adam Scott	5	2005 (T7), 2006 (1), 2011 (T6), 2014 (T9), 2016 (T8)

Player	Top-10 Finishes	Year (Finish)
Stuart Appleby	4	2000 (7), 2005 (T7), 2006 (T10), 2008 (T10)
Chip Beck	4	1987 (2), 1989 (T9), 1990 (6), 1991 (T5)
K.J. Choi	4	2002 (T9), 2008 (9), 2010 (T7), 2011 (T3)
Luke Donald	4	2006 (T5), 2010 (2), 2011 (T3), 2012 (T3)
Jay Haas	4	1992 (T7), 1993 (T10), 1994 (6), 2004 (T7)
Dustin Johnson	4	2012 (T10), 2013 (5), 2015 (T5), 2016 (T6)
Kenny Perry	4	1996 (4), 2001 (T5), 2003 (T9), 2009 (T4)
Nick Price	4	1987 (T5), 1990 (5), 1991 (T5), 2000 (T3)
Justin Rose	4	2012 (2), 2013 (6), 2014 (T4), 2015 (T2)
Steve Stricker	4	1996 (3), 1998 (T5), 2009 (6), 2013 (T2)
Paul Azinger	3	1987 (4), 1989 (T3), 1992 (1)
Paul Casey	3	2010 (T4), 2015 (T5), 2016 (4)
Jason Day	3	2011 (T6), 2014 (T4), 2015 (T10)
Steve Elkington	3	1990 (10), 1991 (9), 1995 (T2)
Brad Faxon	3	1992 (T7), 1996 (2), 1997 (T6)
David Frost	3	1992 (T7), 1993 (T2), 1994 (T4)
Charles Howell III	3	2002 (2), 2003 (2), 2011 (T6)
John Huston	3	1993 (T2), 1994 (T10), 1999 (T5)
Zach Johnson	3	2007 (T2), 2013 (T7), 2015 (T8)
Jerry Kelly	3	2002 (4), 2004 (3), 2009 (T10)
Tom Kite	3	1988 (2), 1989 (1), 1993 (T7)
Bruce Lietzke	3	1988 (T8), 1991 (4), 1994 (T10)
Hunter Mahan	3	2007 (T5), 2011 (2), 2012 (T8)
Rory McIlroy	3	2012 (T10), 2014 (T2), 2016 (1)
Ryan Moore	3	2010 (T9), 2012 (T3), 2016 (T2)
Jeff Sluman	3	1991 (T10), 1996 (T9), 1999 (T5)
Hal Sutton	3	1987 (T5), 1998 (1), 1999 (T9)
David Toms	3	2001 (T2), 2002 (2), 2004 (T10)
Camilo Villegas	3	2007 (T9), 2008 (1), 2010 (T9)
Bubba Watson	3	2012 (T5), 2015 (T5), 2016 (T10)
Mike Weir	3	2001 (1), 2004 (T4), 2008 (T6)

Round-by-Round Leaders

Year	18-Hole Leader	36-Hole Leader	54-Hole Leader
1987	65, Tom Watson (1)	131, Tom Watson (1)	200, Tom Watson (1)
1988	64, Curtis Strange (P1)	135, Curtis Strange (P1)	205, Curtis Strange (P1)
1989	65, Donnie Hammond (5)	134, Tom Kite (P1)	206, Wayne Levi (T3)
1990	66, Greg Norman (T7), Tim Simpson (T7)	135, Billy Mayfair (P2)	205, Billy Mayfair (P2), Jodie Mudd (P1)
1991	68, Ian Baker-Finch (T10), Russ Cochran (P2), John Daly (T3), Craig Stadler (P1)	136, Craig Stadler (P1)	208, Russ Cochran (P2), Craig Stadler (P1)
1992	68, Keith Clearwater (4), Davis Love III (T25)	136, Paul Azinger (1)	205, Paul Azinger (1)
1993	63, Jim Gallagher Jr. (1)	136, Jim Gallagher Jr. (1), David Frost (2)	205, David Frost (2)
1994	66, David Frost (T4), Bill Glasson (T4), Steve Lowery (T8), Mark McCumber (P1)	134, Bill Glasson (T4)	205, Bill Glasson (T4)
1995	68, Billy Mayfair (1)	137, Brad Bryant (T7)	207, Billy Mayfair (1)
1996	66, Tom Lehman (1), Vijay Singh (T9)	133, Tom Lehman (1)	197, Tom Lehman (1)
1997	66, David Duval (1), Jim Furyk (2), Jesper Parnevik (T6)	133, Scott Hoch (T10)	205, David Duval (1), Brad Faxon (T6), Bill Glasson (T4), Davis Love III (3)
1998	63, Vijay Singh (P2)	133, Vijay Singh (P2)	203, Vijay Singh (P2)
1999	64, Davis Love III (2)	133, Tiger Woods (1), Davis Love III (2)	200, Tiger Woods (1)
2000	64, Ernie Els (T3)	133, David Duval (6)	200, Vijay Singh (T3), Tiger Woods (2)
2001	65, Frank Lickliter II (T20), Bernhard Langer (T10)	132, Scott Verplank (T5)	200, Scott Verplank (T5)
2002	65, Steve Lowery (T13), Vijay Singh (1)	135, Charles Howell III (2)	201, Vijay Singh (1)
2003	67, Charles Howell III (2), Kenny Perry (T9)	134, Charles Howell III (2)	200, Chad Campbell (1)
2004	67, Darren Clarke (T15), Jay Haas (T7), Jerry Kelly (3)	133, Jay Haas (T7)	201, Jay Haas (T7), Tiger Woods (2)
2005	62, Bart Bryant (1)	130, Bart Bryant (1), Retief Goosen (T4)	196, Bart Bryant (1)
2006	68, Joe Durant (3), Retief Goosen (4)	136, Joe Durant (3), Adam Scott (1)	203, Adam Scott (1)
2007	62, Tim Clark (T7)	127, Tiger Woods (1)	201, Tiger Woods (1)
2008	64, Anthony Kim (T3)	133, Anthony Kim (T3)	202, Sergio Garcia (P2)
2009	64, Sean O'Hair (3)	135, Tiger Woods (2)	202, Kenny Perry (T4)
2010	66, Paul Casey (T4), Luke Donald (2), Geoff Ogilvy (T13)	132, Luke Donald (2), Jim Furyk (1)	202, Jim Furyk (1)
2011	64, Keegan Bradley (T11)	132, Adam Scott (T6)	201, Hunter Mahan (P2), Aaron Baddeley (T3)
2012	66, Justin Rose (2), Tiger Woods (T8)	133, Jim Furyk (7)	201, Justin Rose (2), Brandt Snedeker (1)
2013	64, Henrik Stenson (1)	130, Henrik Stenson (1)	199, Henrik Stenson (1)
2014	66, Billy Horschel (1), Chris Kirk (T4)	132, Billy Horschel (1)	201, Billy Horschel (1), Rory McIlroy (T2)
2015	63, Henrik Stenson (T2)	131, Henrik Stenson (T2)	202, Jordan Spieth (1)
2016	66, Kevin Chappell (T2), Dustin Johnson (T6), Hideki Matsuyama (5)	133, Dustin Johnson (T6)	202, Kevin Chappell (T2), Dustin Johnson (T6)

2017 Competitors' Capsules

With five wins under his belt including a win at the PGA Championship, Justin Thomas is in prime position to capture his first FedExCup.



Competitors' Capsules

DANIEL BERGER

HEIGHT: 6-1
WEIGHT: 175
BIRTHDATE: April 7, 1993
BIRTHPLACE: Plantation, Florida
RESIDENCE: Jupiter, Florida
TURNED PROFESSIONAL: 2013

PGA TOUR VICTORIES (2): 2016 FedEx St. Jude Classic. 2017 FedEx St. Jude Classic.

2016-17 PGA TOUR Season

Tournament	Total Position	Total Scores	FedExCup Score	Par	Points
CIMB Classic	T51	71-69-71-73	284	-4	7
WGC-HSBC Champions	T2	66-70-67-69	272	-16	258
*Franklin Templeton Shootout	T9	63-71-65	199	-17	
SBS Tournament of Champions	T14	68-70-70-72	280	-12	55
Sony Open in Hawaii	T45	65-67-69-70	271	-9	10
Farmers Insurance Open	CUT	75-73	148	+4	
Waste Management Phoenix Open	T7	71-66-66-68	271	-13	88
The Honda Classic	CUT	72-71	143	+3	
WGC-Mexico Championship	T16	70-66-70-72	278	-6	54
Valspar Championship	CUT	70-73	143	+1	
WGC-Dell Technologies Match Play	T39				14
Shell Houston Open	5	70-67-71-67	275	-13	110
Masters Tournament	T27	77-73-72-69	291	+3	33
Zurich Classic of New Orleans	CUT	73-67		-4	
Wells Fargo Championship	T36	71-72-72-72	287	-1	18
THE PLAYERS Championship	T65	69-72-77-78	296	+8	4
FedEx St. Jude Classic	1	70-68-66-66	270	-10	500
U.S. Open	CUT	78-75	153	+9	
Travelers Championship	P2	68-67-66-67	268	-12	300
John Deere Classic	T5	69-67-63-70	269	-15	93
The Open Championship	T27	68-76-70-67	281	+1	29
WGC-Bridgestone Invitational	T17	71-68-68-70	277	-3	50
PGA Championship	CUT	73-76	149	+7	

FedExCup Playoffs

Tournament	Position	Scores	Total Score	Total Par	FedExCup Points
THE NORTHERN TRUST	33	69-68-72-72	281	+1	94
Dell Technologies Championship	T61	77-68-70-72	287	+3	18
BMW Championship	T33	68-68-69-71	276	-8	80

FedExCup Playoffs Points (Rank): 1,815 (14) *

PATRICK CANTLAY

HEIGHT: 5-10
WEIGHT: 160
BIRTHDATE: March 17, 1992
BIRTHPLACE: Long Beach, California
RESIDENCE: Jupiter, Florida
TURNED PROFESSIONAL: 2012

PGA TOUR CAREER FINISH: 2–2017 Valspar Championship.

WEB.COM TOUR VICTORIES (1): 2013 Colombia Championship.

2016-17 PGA TOUR Season

Tournament	Total Position	Total Scores	FedExCup Score	Par	Points
AT&T Pebble Beach Pro-Am	T48	70-71-71-72	284	-3	8
Valspar Championship	2	71-66-66-68	271	-13	300
Shell Houston Open	T39	70-73-71-71	285	-3	15
RBC Heritage	T3	70-66-70-67	273	-11	145
Zurich Classic of New Orleans	T14	68-62-75-66	271	-17	22
THE PLAYERS Championship	T22	69-70-72-77	288	E	40
the Memorial Tournament	T35	71-72-74-71	288	E	19
RBC Canadian Open	T48	68-72-69-71	280	-8	8
PGA Championship	T33	72-71-72-72	287	+3	20

FedExCup Playoffs

Tournament	Position	Scores	Total Score	Total Par	FedExCup Points
THE NORTHERN TRUST	T10	67-70-69-70	276	-4	249
Dell Technologies Championship	T13	69-68-68-71	276	-8	221
BMW Championship	T9	67-65-70-70	272	-12	300

FedExCup Playoffs Points (Rank): 1,347 (29) *

Competitors' Capsules (cont.)

PAUL CASEY

HEIGHT: 5-10
WEIGHT: 180
BIRTHDATE: July 21, 1977
BIRTHPLACE: Cheltenham, England
RESIDENCE: Phoenix, Arizona; Weybridge, England
TURNED PROFESSIONAL: 2000

PGA TOUR VICTORIES (1): 2009 Shell Houston Open.

INTERNATIONAL VICTORIES (14): 2001 Gleneagles Scottish PGA. 2003 ANZ Championship [Eur], Benson and Hedges International Open [Eur]. 2005 TCL Classic [Eur]. 2006 Johnnie Walker Championship at Gleneagles [Eur], Volvo China Open [Eur], HSBC World Match Play [Eur]. 2007 Abu Dhabi Golf Championship [Eur]. 2009 Abu Dhabi Championship [Eur], BMW PGA Championship [Eur]. 2011 Volvo Golf Champions [Eur], Shinhan Donghae Open [Kor]. 2013 Irish Open [Eur]. 2014 KLM Open [Eur].

OTHER VICTORIES: (1): 2004 WGC-World Cup [with Luke Donald].

2016-17 PGA TOUR Season

Tournament	Total Position	Total Scores	FedExCup Score	Par	Points
Safeway Open	T3	64-68-71-69	272	-16	134
CIMB Classic	T21	65-72-70-70	277	-11	39
WGC-HSBC Champions	T12	67-70-72-69	278	-10	67
Sony Open in Hawaii	CUT	73-67	140	E	
CareerBuilder Challenge	T58	67-69-71-75	282	-6	5
Farmers Insurance Open	T28	69-73-68-73	283	-5	28
Genesis Open	T39	69-72-71-69	281	-3	13
The Honda Classic	T11	68-70-67-70	275	-5	65
WGC-Mexico Championship	T16	74-71-67-66	278	-6	54
Arnold Palmer Invitational	T41	68-72-71-78	289	+1	14
WGC-Dell Technologies Match Play	T9				68
Masters Tournament	6	72-75-69-68	284	-4	110
Wells Fargo Championship	T12	70-75-70-68	283	-5	57
THE PLAYERS Championship	T22	71-69-77-71	288	E	40
DEAN & DELUCA Invitational	T10	69-66-68-73	276	-4	73
U.S. Open	26	66-71-75-74	286	-2	39
Travelers Championship	T5	68-68-66-69	271	-9	100
The Open Championship	T11	66-77-67-67	277	-3	72
WGC-Bridgestone Invitational	T5	70-69-67-67	273	-7	101
PGA Championship	T13	69-70-74-71	284	E	57

FedExCup Playoffs

Tournament	Position	Scores	Total Score	Total Par	FedExCup Points
THE NORTHERN TRUST	5	69-68-66-71	274	-6	440
Dell Technologies Championship	T4	70-65-67-70	272	-12	490
BMW Championship	T33	69-67-71-69	276	-8	80

FedExCup Playoffs Points (Rank): 2,145 (10) *

KEVIN CHAPPELL (CHAP-pull)

HEIGHT: 6-0
WEIGHT: 180
BIRTHDATE: July 8, 1986
BIRTHPLACE: Fresno, California
RESIDENCE: Fresno, California
TURNED PROFESSIONAL: 2008

PGA TOUR VICTORIES (1): 2017 Valero Texas Open.

WEB.COM TOUR VICTORIES (1): 2010 Fresh Express Classic at TPC Stonebrae.

2016-17 PGA TOUR Season

Tournament	Total Position	Total Scores	FedExCup Score	Par	Points
CIMB Classic	T45	69-73-72-68	282	-6	10
WGC-HSBC Champions	T35	70-71-72-74	287	-1	22
The RSM Classic	CUT	64-74	138	-4	
*Franklin Templeton Shootout	T4	60-68-64	192	-24	
Farmers Insurance Open	CUT	74-72	146	+2	
Waste Management Phoenix Open	75	71-70-76-75	292	+8	3
AT&T Pebble Beach Pro-Am	T48	73-67-67-77	284	-3	8
Genesis Open	CUT	71-76	147	+5	
WGC-Mexico Championship	T55	71-77-71-69	288	+4	7
Arnold Palmer Invitational	T49	72-74-74-71	291	+3	8
WGC-Dell Technologies Match Play	T39				14
Shell Houston Open	T44	72-71-68-75	286	-2	11
Masters Tournament	T7	71-76-70-68	285	-3	97
Valero Texas Open	1	69-68-71-68	276	-12	500
Zurich Classic of New Orleans	CUT	74-65		-5	
THE PLAYERS Championship	T35	72-72-73-73	290	+2	21
the Memorial Tournament	T52	76-69-71-76	292	+4	7
FedEx St. Jude Classic	T4	68-67-68-69	272	-8	104
U.S. Open	T23	74-70-70-71	285	-3	42
Quicken Loans National	CUT	75-74	149	+9	
The Open Championship	CUT	73-75	148	+8	
RBC Canadian Open	T8	65-69-66-71	271	-17	83
WGC-Bridgestone Invitational	T13	72-67-68-69	276	-4	61
PGA Championship	T33	72-75-69-71	287	+3	20

FedExCup Playoffs

Tournament	Position	Scores	Total Score	Total Par	FedExCup Points
THE NORTHERN TRUST	T6	68-73-64-70	275	-5	355
Dell Technologies Championship	T35	72-70-69-71	282	-2	76
BMW Championship	T12	69-67-70-67	273	-11	219

FedExCup Playoffs Points (Rank): 1,664 (19) *

Competitors' Capsules (cont.)

JASON DAY

HEIGHT: 6-0

WEIGHT: 195

BIRTHDATE: November 12, 1987

BIRTHPLACE: Beaudesert, Queensland, Australia

RESIDENCE: Forest Lake, Queensland, Australia; Columbus, Ohio

TURNED PROFESSIONAL: 2006

PGA TOUR VICTORIES (10): 2010 HP Byron Nelson Championship. 2014 WGC-Accenture Match Play Championship. 2015 Farmers Insurance Open, RBC Canadian Open, PGA Championship, The Barclays, BMW Championship. 2016 Arnold Palmer Invitational presented by Mastercard, WGC-Dell Match Play, THE PLAYERS Championship.

WEB.COM TOUR VICTORIES (1): 2007 Legend Financial Group Classic Presented by Cynergies Solutions.

OTHER VICTORIES: (3): 2013 ISPS Handa World Cup [with Adam Scott], 2013 ISPS Handa World Cup [indiv]. 2014 Franklin Templeton Shootout [with Cameron Tringale].

2016-17 PGA TOUR Season

Tournament	Total Position	Total Scores	FedExCup Score	Par	Points
SBS Tournament of Champions	T12	70-69-70-70	279	-13	63
Farmers Insurance Open	CUT	73-74	147	+3	
AT&T Pebble Beach Pro-Am	T5	69-64-75-67	275	-12	100
Genesis Open	T64	70-70-75-71	286	+2	4
WGC-Mexico Championship	DNS				
Arnold Palmer Invitational	T23	70-71-75-70	286	-2	36
WGC-Dell Technologies Match Play	58				5
Masters Tournament	T22	74-76-69-71	290	+2	42
Zurich Classic of New Orleans	CUT	71-68		-5	
THE PLAYERS Championship	T60	70-72-73-80	295	+7	5
AT&T Byron Nelson	P2	68-69-63-68	268	-12	300
the Memorial Tournament	T15	75-71-67-70	283	-5	52
U.S. Open	CUT	79-75	154	+10	
Travelers Championship	CUT	72-70	142	+2	
The Open Championship	T27	69-76-65-71	281	+1	29
WGC-Bridgestone Invitational	T24	71-66-70-71	278	-2	39
PGA Championship	T9	70-66-77-70	283	-1	80

FedExCup Playoffs

Tournament	Position	Scores	Total Score	Total Par	FedExCup Points
THE NORTHERN TRUST	T6	69-71-68-67	275	-5	355
Dell Technologies Championship	T25	75-69-70-66	280	-4	130
BMW Championship	4	64-65-70-69	268	-16	540

FedExCup Playoffs Points (Rank): 1,781 (15) *

JASON DUFNER

HEIGHT: 5-10

WEIGHT: 180

BIRTHDATE: March 24, 1977

BIRTHPLACE: Cleveland, Ohio

RESIDENCE: Auburn, Alabama

TURNED PROFESSIONAL: 2000

PGA TOUR VICTORIES (5): 2012 Zurich Classic of New Orleans, HP Byron Nelson Championship. 2013 PGA Championship. 2016 CareerBuilder Challenge in partnership with the Clinton Foundation. 2017 the Memorial Tournament.

WEB.COM TOUR VICTORIES (2): 2001 Wichita Open. 2006 LaSalle Bank Open.

OTHER VICTORIES: (1): 2015 Franklin Templeton Shootout [with Brandt Snedeker].

2016-17 PGA TOUR Season

Tournament	Total Position	Total Scores	FedExCup Score	Par	Points
*Franklin Templeton Shootout	T8	60-70-66	196	-20	
SBS Tournament of Champions	21	68-68-72-75	283	-9	43
Sony Open in Hawaii	CUT	65-73	138	-2	
CareerBuilder Challenge	T25	71-66-73-68	278	-10	30
The Honda Classic	T14	71-66-67-72	276	-4	51
WGC-Mexico Championship	T23	70-70-72-68	280	-4	43
Valspar Championship	T11	68-71-72-67	278	-6	65
WGC-Dell Technologies Match Play	T51				8
Shell Houston Open	T12	68-69-73-70	280	-8	61
Masters Tournament	T33	71-76-70-76	293	+5	25
RBC Heritage	T11	68-67-65-76	276	-8	54
Zurich Classic of New Orleans	T5	69-64-73-63		-19	59
THE PLAYERS Championship	T60	73-71-77-74	295	+7	5
AT&T Byron Nelson	T13	69-68-65-72	274	-6	55
DEAN & DELUCA Invitational	CUT	74-71	145	+5	
the Memorial Tournament	1	65-65-77-68	275	-13	500
U.S. Open	CUT	76-75	151	+7	
The Open Championship	T14	73-71-66-68	278	-2	58
WGC-Bridgestone Invitational	T50	76-68-73-69	286	+6	7
PGA Championship	T58	74-72-72-73	291	+7	6
Wyndham Championship	T14	67-66-67-68	268	-12	56

FedExCup Playoffs

Tournament	Position	Scores	Total Score	Total Par	FedExCup Points
THE NORTHERN TRUST	T20	69-69-68-72	278	-2	164
Dell Technologies Championship	T69	68-75-69-77	289	+5	12
BMW Championship	T58	74-66-72-70	282	-2	20

FedExCup Playoffs Points (Rank): 1,322 (30) *

Competitors' Capsules (cont.)

TONY FINAU

HEIGHT: 6-4
WEIGHT: 200
BIRTHDATE: September 14, 1989
BIRTHPLACE: Salt Lake City, Utah
RESIDENCE: Lehi, Utah
TURNED PROFESSIONAL: 2007

PGA TOUR VICTORIES (1): 2016 Puerto Rico Open at Coco Beach.

WEB.COM TOUR VICTORIES (1): 2014 Stonebrae Classic.

2016-17 PGA TOUR Season

Tournament	Total Position	Total Scores	FedExCup Score	Par	Points
Safeway Open	T26	70-69-71-69	279	-9	28
CIMB Classic	T33	69-72-68-71	280	-8	21
Shriners Hospitals for Children Open	T41	72-65-65-74	276	-8	12
OHL Classic at Mayakoba	CUT	76-67	143	+1	
SBS Tournament of Champions	T9	70-68-70-70	278	-14	75
Sony Open in Hawaii	T20	64-67-68-69	268	-12	39
Farmers Insurance Open	T4	73-68-67-71	279	-9	104
Waste Management Phoenix Open	CUT	72-71	143	+1	
AT&T Pebble Beach Pro-Am	T23	71-68-72-70	281	-6	32
Genesis Open	CUT	69-74	143	+1	
Valspar Championship	5	67-72-70-64	273	-11	110
Arnold Palmer Invitational	T28	72-67-77-71	287	-1	27
Shell Houston Open	T34	71-73-72-68	284	-4	20
Valero Texas Open	T3	71-65-74-69	279	-9	163
Zurich Classic of New Orleans	CUT	71-68		-5	
THE PLAYERS Championship	CUT	73-74	147	+3	
AT&T Byron Nelson	T13	75-65-65-69	274	-6	55
DEAN & DELUCA Invitational	T29	72-65-73-70	280	E	27
the Memorial Tournament	T40	74-73-68-74	289	+1	14
*CVS Health Charity Classic	T3	64-66	130	-12	
Travelers Championship	T17	70-67-70-67	274	-6	43
Quicken Loans National	T29	69-75-69-68	281	+1	26
The Greenbrier Classic	T7	69-66-67-68	270	-10	88
The Open Championship	T27	70-73-67-71	281	+1	29
RBC Canadian Open	T5	69-67-66-68	270	-18	100
PGA Championship	T44	69-74-71-74	288	+4	12

FedExCup Playoffs

Tournament	Position	Scores	Total Score	Total Par	FedExCup Points
THE NORTHERN TRUST	T54	72-68-69-77	286	+6	22
Dell Technologies Championship	T65	69-71-77-71	288	+4	15
BMW Championship	T7	65-72-70-64	271	-13	350

FedExCup Playoffs Points (Rank): 1,411 (24) *

RICKIE FOWLER

HEIGHT: 5-9
WEIGHT: 150
BIRTHDATE: December 13, 1988
BIRTHPLACE: Murrieta, California
RESIDENCE: Jupiter, Florida
TURNED PROFESSIONAL: 2009

PGA TOUR VICTORIES (4): 2012 Wells Fargo Championship. 2015 THE PLAYERS Championship, Deutsche Bank Championship. 2017 The Honda Classic.

INTERNATIONAL VICTORIES (3): 2011 Kolon Korea Open [OneAsia], 2015 Aberdeen Asset Management Scottish Open [Eur], 2016 Abu Dhabi HSBC Golf Championship [Eur].

2016-17 PGA TOUR Season

Tournament	Total Position	Total Scores	FedExCup Score	Par	Points
WGC-HSBC Champions	T6	65-73-68-68	274	-14	96
*ISPS HANDA World Cup of Golf	T2	70-67-69-66	272	-16	
*Hero World Challenge	T3	68-70-68-69	275	-13	
Farmers Insurance Open	CUT	72-75	147	+3	
Waste Management Phoenix Open	T4	67-68-69-65	269	-15	123
The Honda Classic	1	66-66-65-71	268	-12	500
WGC-Mexico Championship	T16	69-69-73-67	278	-6	54
Arnold Palmer Invitational	12	74-72-65-72	283	-5	65
Shell Houston Open	T3	64-71-67-70	272	-16	163
Masters Tournament	T11	73-67-71-76	287	-1	68
Zurich Classic of New Orleans	CUT	71-68		-5	
THE PLAYERS Championship	T60	70-74-72-79	295	+7	5
the Memorial Tournament	T2	70-66-72-70	278	-10	245
FedEx St. Jude Classic	CUT	74-70	144	+4	
U.S. Open	T5	65-73-68-72	278	-10	110
Quicken Loans National	T3	70-72-68-65	275	-5	163
The Open Championship	T22	71-71-67-71	280	E	42
WGC-Bridgestone Invitational	9	70-71-67-66	274	-6	83
PGA Championship	T5	69-70-73-67	279	-5	115

FedExCup Playoffs

Tournament	Position	Scores	Total Score	Total Par	FedExCup Points
THE NORTHERN TRUST	T20	68-66-74-70	278	-2	164
Dell Technologies Championship	T13	69-71-66-70	276	-8	221
BMW Championship	T2	65-64-70-67	266	-18	980

FedExCup Playoffs Points (Rank): 3,197 (6) *

Competitors' Capsules (cont.)

SERGIO GARCIA

HEIGHT: 5-10

WEIGHT: 180

BIRTHDATE: January 9, 1980

BIRTHPLACE: Castellon, Spain

RESIDENCE: Crans-Montana, Switzerland

TURNED PROFESSIONAL: 1999

PGA TOUR VICTORIES (10): 2001 MasterCard Colonial, Buick Classic. 2002 Mercedes Championships. 2004 EDS Byron Nelson Championship, Buick Classic. 2005 Booz Allen Classic. 2008 THE PLAYERS Championship. 2012 Wyndham Championship. 2016 AT&T Byron Nelson. 2017 Masters Tournament.

INTERNATIONAL VICTORIES (19): 1997 Catalanian Open Championship. 1999 Murphy's Irish Open [Eur]. Linde German Masters [Eur]. 2001 Lancome Trophy [Eur]. Nedbank Golf Challenge [SAf]. 2002 Canarias Open de Espana [Eur]. Kolon Cup Korean Open [Asia]. 2003 Nedbank Golf Challenge [SAf]. 2004 Mallorca Classic [Eur]. 2005 Omega European Masters [Eur]. 2008 Castello Masters [Eur]. HSBC Champions [Eur]. 2011 Castello Masters [Eur]. Andalucia Masters [Eur]. 2012 Iskandar Johor Open [Asia]. 2013 Thailand Golf Championship [Asia]. 2014 Commercial Bank Qatar Masters [Eur]. 2015 Ho Tram Open [Asia]. 2017 Omega Dubai Desert Classic [Eur].

OTHER VICTORIES: (1): 1999 Dunhill Cup [with Miguel Angel Jimenez and Jose Maria Olazabal].

2016-17 PGA TOUR Season

Tournament	Total Position	Total Scores	FedExCup Score	Par	Points
CIMB Classic	T17	67-72-67-70	276	-12	48
WGC-HSBC Champions	T9	68-72-69-67	276	-12	81
Genesis Open	T49	72-67-72-71	282	-2	8
The Honda Classic	T14	68-71-66-71	276	-4	51
WGC-Mexico Championship	T12	68-71-68-70	277	-7	64
WGC-Dell Technologies Match Play	T30				26
Masters Tournament	P1	71-69-70-69	279	-9	600
THE PLAYERS Championship	T30	73-71-67-78	289	+1	28
AT&T Byron Nelson	T20	73-65-64-74	276	-4	39
DEAN & DELUCA Invitational	T12	69-66-71-71	277	-3	57
U.S. Open	T21	70-71-71-72	284	-4	48
The Open Championship	T37	73-69-68-72	282	+2	18
WGC-Bridgestone Invitational	T39	72-71-72-67	282	+2	19
PGA Championship	CUT	75-75	150	+8	

FedExCup Playoffs

Tournament	Position	Scores	Total Score	Total Par	FedExCup Points
Dell Technologies Championship	T35	67-73-75-67	282	-2	76
BMW Championship	T12	68-68-68-69	273	-11	219

FedExCup Playoffs Points (Rank): 1,380 (25) *

ADAM HADWIN

HEIGHT: 5-8

WEIGHT: 165

BIRTHDATE: November 2, 1987

BIRTHPLACE: Moose Jaw, Saskatchewan, Canada

RESIDENCE: Abbotsford, British Columbia, Canada

TURNED PROFESSIONAL: 2009

PGA TOUR VICTORIES (1): 2017 Valspar Championship.

WEB.COM TOUR VICTORIES (2): 2014 Chile Classic, Chiquita Classic.

INTERNATIONAL VICTORIES (2): 2010 Desert Dunes Classic [Can]. 2011 Pacific Colombia Tour [Can].

2016-17 PGA TOUR Season

Tournament	Total Position	Total Scores	FedExCup Score	Par	Points
Safeway Open	CUT	73-69	142	-2	
CIMB Classic	T21	71-69-67-70	277	-11	39
Shriners Hospitals for Children Open	T27	70-64-67-72	273	-11	30
OHL Classic at Mayakoba	T10	67-66-70-67	270	-14	70
*ISPS HANDA World Cup of Golf	T11	75-68-69-66	278	-10	
CareerBuilder Challenge	2	71-69-59-70	269	-19	300
Farmers Insurance Open	T49	66-71-74-76	287	-1	8
Waste Management Phoenix Open	T12	71-66-70-66	273	-11	59
AT&T Pebble Beach Pro-Am	T39	73-69-68-73	283	-4	13
Genesis Open	T34	68-73-70-69	280	-4	20
Valspar Championship	1	68-64-67-71	270	-14	500
Arnold Palmer Invitational	6	70-70-69-71	280	-8	100
Masters Tournament	T36	75-74-75-70	294	+6	20
RBC Heritage	T22	71-66-71-69	277	-7	38
Valero Texas Open	T72	70-72-82-74	298	+10	3
THE PLAYERS Championship	T30	71-72-76-70	289	+1	28
DEAN & DELUCA Invitational	T53	71-71-72-70	284	+4	6
the Memorial Tournament	CUT	78-74	152	+8	
U.S. Open	T60	68-74-75-80	297	+9	5
Travelers Championship	T57	70-70-68-71	279	-1	5
Quicken Loans National	CUT	72-73	145	+5	
The Open Championship	CUT	71-82	153	+13	
RBC Canadian Open	CUT	75-69	144	E	
WGC-Bridgestone Invitational	T5	68-69-67-69	273	-7	101
PGA Championship	CUT	79-76	155	+13	

FedExCup Playoffs

Tournament	Position	Scores	Total Score	Total Par	FedExCup Points
THE NORTHERN TRUST	CUT	71-72	143	+3	
Dell Technologies Championship	T13	70-65-68-73	276	-8	221
BMW Championship	T40	71-71-70-65	277	-7	58

FedExCup Playoffs Points (Rank): 1,626 (21) *

Competitors' Capsules (cont.)

BRIAN HARMAN

HEIGHT: 5-7
WEIGHT: 150
BIRTHDATE: January 19, 1987
BIRTHPLACE: Savannah, Georgia
RESIDENCE: St. Simons Island, Georgia
TURNED PROFESSIONAL: 2009

PGA TOUR VICTORIES (2): 2014 John Deere Classic. 2017 Wells Fargo Championship.

2016-17 PGA TOUR Season

Tournament	Total Position	Total Scores	FedExCup Score	Par	Points
Safeway Open	CUT	73-75	148	+4	
CIMB Classic	T33	67-74-68-71	280	-8	21
Shriners Hospitals for Children Open	T15	70-63-69-69	271	-13	47
OHL Classic at Mayakoba	T55	70-70-72-67	279	-5	6
The RSM Classic	CUT	72-71	143	+1	
Sony Open in Hawaii	T20	66-67-66-69	268	-12	39
CareerBuilder Challenge	T3	67-65-69-69	270	-18	163
Farmers Insurance Open	T9	68-71-73-68	280	-8	70
Waste Management Phoenix Open	T24	69-67-70-69	275	-9	30
Genesis Open	CUT	69-79	148	+6	
The Honda Classic	T48	67-69-73-72	281	+1	9
Valspar Championship	CUT	75-72	147	+5	
Arnold Palmer Invitational	T13	72-70-73-69	284	-4	56
Shell Houston Open	CUT	76-72	148	+4	
RBC Heritage	T9	71-70-66-68	275	-9	78
Zurich Classic of New Orleans	T14	71-64-72-64		-17	22
Wells Fargo Championship	1	71-69-70-68	278	-10	500
THE PLAYERS Championship	T53	71-75-71-76	293	+5	7
DEAN & DELUCA Invitational	T7	69-69-71-65	274	-6	85
the Memorial Tournament	CUT	76-76	152	+8	
U.S. Open	T2	67-70-67-72	276	-12	270
Travelers Championship	T35	66-70-69-71	276	-4	18
John Deere Classic	T10	70-70-63-67	270	-14	73
The Open Championship	CUT	70-78	148	+8	
WGC-Bridgestone Invitational	T50	70-74-69-73	286	+6	7
PGA Championship	T13	69-75-71-69	284	E	57

FedExCup Playoffs

Tournament	Position	Scores	Total Score	Total Par	FedExCup Points
THE NORTHERN TRUST	CUT	74-71	145	+5	
Dell Technologies Championship	T65	68-72-74-74	288	+4	15
BMW Championship	T40	69-69-70-69	277	-7	58

FedExCup Playoffs Points (Rank): 1,630 (20) *

RUSSELL HENLEY

HEIGHT: 6-0
WEIGHT: 180
BIRTHDATE: April 12, 1989
BIRTHPLACE: Macon, Georgia
RESIDENCE: Kiawah Island, South Carolina
TURNED PROFESSIONAL: 2011

PGA TOUR VICTORIES (3): 2013 Sony Open in Hawaii. 2014 The Honda Classic. 2017 Shell Houston Open.

WEB.COM TOUR VICTORIES (3): 2011 Stadion Classic at UGA. 2012 Chiquita Classic, Winn-Dixie Jacksonville Open Presented by Planters.

2016-17 PGA TOUR Season

Tournament	Total Position	Total Scores	FedExCup Score	Par	Points
Safeway Open	CUT	69-73	142	-2	
Sanderson Farms Championship	T14	69-72-69-67	277	-11	30
Shriners Hospitals for Children Open	T24	68-69-63-72	272	-12	36
The RSM Classic	T10	67-65-70-67	269	-13	70
Sony Open in Hawaii	T13	64-67-68-68	267	-13	53
CareerBuilder Challenge	CUT	73-68-74	215	-1	
Waste Management Phoenix Open	T16	71-69-66-68	274	-10	46
The Honda Classic	T43	68-68-70-74	280	E	11
Valspar Championship	T9	64-71-75-67	277	-7	78
Arnold Palmer Invitational	T45	72-71-70-77	290	+2	10
Shell Houston Open	1	67-67-69-65	268	-20	500
Masters Tournament	T11	71-76-71-69	287	-1	68
RBC Heritage	T26	66-73-71-68	278	-6	33
Zurich Classic of New Orleans	CUT	73-65		-6	
THE PLAYERS Championship	T35	75-68-73-74	290	+2	21
AT&T Byron Nelson	CUT	76-70	146	+6	
FedEx St. Jude Classic	CUT	76-72	148	+8	
U.S. Open	T27	71-70-67-79	287	-1	33
Quicken Loans National	T46	67-77-74-67	285	+5	10
The Greenbrier Classic	T5	68-64-68-69	269	-11	105
The Open Championship	T37	70-70-75-67	282	+2	18
WGC-Bridgestone Invitational	T66	75-74-69-71	289	+9	4
PGA Championship	T71	75-71-77-73	296	+12	3

FedExCup Playoffs

Tournament	Position	Scores	Total Score	Total Par	FedExCup Points
THE NORTHERN TRUST	T25	64-72-70-73	279	-1	133
Dell Technologies Championship	T40	70-69-70-74	283	-1	52
BMW Championship	T47	66-71-70-72	279	-5	37

FedExCup Playoffs Points (Rank): 1,351 (27) *

Competitors' Capsules (cont.)

CHARLEY HOFFMAN

HEIGHT: 6-0
WEIGHT: 200
BIRTHDATE: December 27, 1976
BIRTHPLACE: San Diego, California
RESIDENCE: Las Vegas, Nevada
TURNED PROFESSIONAL: 2000

PGA TOUR VICTORIES (4): 2007 Bob Hope Chrysler Classic. 2010 Deutsche Bank Championship. 2015 OHL Classic at Mayakoba. 2016 Valero Texas Open.

WEB.COM TOUR VICTORIES (1): 2004 Permian Basin Charity Golf Classic.

2016-17 PGA TOUR Season

Tournament	Total Position	Total Scores	FedExCup Score	Par	Points
Safeway Open	CUT	69-73	142	-2	
Shriners Hospitals for Children Open	CUT	73-74	147	+5	
OHL Classic at Mayakoba	CUT	71-70	141	-1	
*Franklin Templeton Shootout	T3	61-68-61	190	-26	
SBS Tournament of Champions	T17	71-70-71-69	281	-11	49
CareerBuilder Challenge	CUT	70-71-76	217	+1	
Farmers Insurance Open	T54	74-70-68-76	288	E	5
Waste Management Phoenix Open	T24	72-67-69-67	275	-9	30
AT&T Pebble Beach Pro-Am	CUT	75-70-73	218	+3	
Genesis Open	T4	68-68-70-67	273	-11	109
Valspar Championship	CUT	73-74	147	+5	
Arnold Palmer Invitational	T2	68-66-71-73	278	-10	245
Shell Houston Open	T23	71-72-69-71	283	-5	31
Masters Tournament	T22	65-75-72-78	290	+2	42
RBC Heritage	CUT	73-73	146	+4	
Valero Texas Open	T40	71-72-73-74	290	+2	12
Zurich Classic of New Orleans	T5	67-65-69-68		-19	59
THE PLAYERS Championship	T30	74-72-72-71	289	+1	28
AT&T Byron Nelson	T40	72-69-66-72	279	-1	12
DEAN & DELUCA Invitational	T24	72-68-67-72	279	-1	34
the Memorial Tournament	T45	72-71-72-75	290	+2	10
U.S. Open	8	70-70-68-71	279	-9	94
Travelers Championship	T3	69-67-68-66	270	-10	163
John Deere Classic	T39	67-68-69-70	274	-10	15
The Open Championship	T20	67-73-72-67	279	-1	50
RBC Canadian Open	P2	68-66-65-68	267	-21	300
WGC-Bridgestone Invitational	3	68-69-67-66	270	-10	200
PGA Championship	T48	75-71-73-70	289	+5	9

FedExCup Playoffs

Tournament	Position	Scores	Total Score	Total Par	FedExCup Points
THE NORTHERN TRUST	T17	72-70-70-65	277	-3	196
Dell Technologies Championship	T47	72-71-73-68	284	E	35
BMW Championship	T27	64-71-67-73	275	-9	115

FedExCup Playoffs Points (Rank): 1,844 (13) *

DUSTIN JOHNSON

HEIGHT: 6-4
WEIGHT: 190
BIRTHDATE: June 22, 1984
BIRTHPLACE: Columbia, South Carolina
RESIDENCE: Jupiter, Florida
TURNED PROFESSIONAL: 2007

PGA TOUR VICTORIES (16): 2008 Turning Stone Resort Championship. 2009 AT&T Pebble Beach National Pro-Am. 2010 AT&T Pebble Beach National Pro-Am, BMW Championship. 2011 The Barclays. 2012 FedEx St. Jude Classic. 2013 Hyundai Tournament of Champions. 2014 WGC-HSBC Champions. 2015 WGC-Cadillac Championship. 2016 U.S. Open, WGC-Bridgestone Invitational, BMW Championship. 2017 Genesis Open, WGC-Mexico Championship, WGC-Dell Technologies Match Play, THE NORTHERN TRUST.

OTHER VICTORIES: (1): 2010 Shark Shootout [with Ian Poulter]

2016-17 PGA TOUR Season

Tournament	Total Position	Total Scores	FedExCup Score	Par	Points
WGC-HSBC Champions	T35	74-74-70-69	287	-1	22
*Hero World Challenge	T3	66-66-72-71	275	-13	
SBS Tournament of Champions	T6	69-70-69-69	277	-15	92
Farmers Insurance Open	CUT	72-74	146	+2	
AT&T Pebble Beach Pro-Am	3	70-69-66-68	273	-14	190
Genesis Open	1	66-66-64-71	267	-17	500
WGC-Mexico Championship	1	70-66-66-68	270	-14	550
WGC-Dell Technologies Match Play	1				550
Wells Fargo Championship	T2	70-75-67-67	279	-9	245
THE PLAYERS Championship	T12	71-73-74-68	286	-2	66
AT&T Byron Nelson	T13	67-67-71-69	274	-6	55
the Memorial Tournament	CUT	78-74	152	+8	
U.S. Open	CUT	75-73	148	+4	
The Open Championship	T54	71-72-64-77	284	+4	6
RBC Canadian Open	T8	67-69-68-67	271	-17	83
WGC-Bridgestone Invitational	T17	68-75-68-66	277	-3	50
PGA Championship	T13	70-74-73-67	284	E	57

FedExCup Playoffs

Tournament	Position	Scores	Total Score	Total Par	FedExCup Points
THE NORTHERN TRUST	P1	65-69-67-66	267	-13	2,000
Dell Technologies Championship	T18	66-72-66-73	277	-7	184
BMW Championship	T33	71-72-69-64	276	-8	80

FedExCup Playoffs Points (Rank): 4,730 (3) *

Competitors' Capsules (cont.)

KEVIN KISNER

HEIGHT: 5-10
WEIGHT: 165
BIRTHDATE: February 15, 1984
BIRTHPLACE: Aiken, South Carolina
RESIDENCE: Aiken, South Carolina
TURNED PROFESSIONAL: 2006

PGA TOUR VICTORIES (2): 2016 The RSM Classic. 2017 DEAN & DELUCA Invitational.

WEB.COM TOUR VICTORIES (2): 2010 Mylan Classic presented by CONSOL Energy. 2013 Chile Classic.

2016-17 PGA TOUR Season

Tournament	Total Position	Total Scores	FedExCup Score	Par	Points
CIMB Classic	T26	68-70-70-70	278	-10	33
WGC-HSBC Champions	T70	72-80-69-78	299	+11	3
The RSM Classic	CUT	68-72	140	-2	
*Franklin Templeton Shootout	T4	60-68-64	192	-24	
Sony Open in Hawaii	T4	70-67-60-65	262	-18	123
CareerBuilder Challenge	T25	70-69-71-68	278	-10	30
AT&T Pebble Beach Pro-Am	T10	72-67-71-69	279	-8	68
The Honda Classic	T48	69-69-66-77	281	+1	9
WGC-Mexico Championship	T11	72-68-68-68	276	-8	73
Arnold Palmer Invitational	T2	70-67-68-73	278	-10	245
WGC-Dell Technologies Match Play	T17				44
Masters Tournament	T43	74-75-74-73	296	+8	14
RBC Heritage	T11	72-64-66-74	276	-8	54
Zurich Classic of New Orleans	P2	70-64-67-60		-27	163
Wells Fargo Championship	CUT	75-72	147	+3	
THE PLAYERS Championship	T56	71-75-73-75	294	+6	6
DEAN & DELUCA Invitational	1	67-67-70-66	270	-10	500
the Memorial Tournament	T6	70-69-70-71	280	-8	89
U.S. Open	T58	74-70-76-76	296	+8	6
The Greenbrier Classic	CUT	72-70	142	+2	
John Deere Classic	T44	69-65-70-71	275	-9	10
The Open Championship	T54	70-71-74-69	284	+4	6
WGC-Bridgestone Invitational	T28	67-73-73-66	279	-1	29
PGA Championship	T7	67-67-72-74	280	-4	97
Wyndham Championship	T42	69-67-68-69	273	-7	11

FedExCup Playoffs

Tournament	Position	Scores	Total Score	Total Par	FedExCup Points
THE NORTHERN TRUST	T54	69-72-70-75	286	+6	22
Dell Technologies Championship	T53	72-70-73-70	285	+1	26
BMW Championship	T67	71-71-75-70	287	+3	14

FedExCup Playoffs Points (Rank): 1,674 (18) *

BROOKS KOEPKA (KEP-kuh)

HEIGHT: 6-0
WEIGHT: 186
BIRTHDATE: May 3, 1990
BIRTHPLACE: West Palm Beach, Florida
RESIDENCE: Jupiter, Florida
TURNED PROFESSIONAL: 2012

PGA TOUR VICTORIES (2): 2015 Waste Management Phoenix Open. 2017 U.S. Open.

INTERNATIONAL VICTORIES (6): 2012 Challenge de Catalunya [EurChall], 2013 Montecchia Golf Open [EurChall], 2013 Fred Olesen Challenge de Espana [EurChall], 2013 Scottish Hydro Challenge [EurChall], 2014 Turkish Airlines Open [Eur], 2016 Dunlop Phoenix [Jap].

2016-17 PGA TOUR Season

Tournament	Total Position	Total Scores	FedExCup Score	Par	Points
WGC-HSBC Champions	T40	73-70-69-76	288	E	16
Shriners Hospitals for Children Open	2	62-67-70-67	266	-18	300
*Hero World Challenge	T13	72-68-72-71	283	-5	
Farmers Insurance Open	CUT	73-72	145	+1	
Waste Management Phoenix Open	T42	67-73-71-67	278	-6	12
Genesis Open	CUT	75-72	147	+5	
The Honda Classic	CUT	71-78	149	+9	
WGC-Mexico Championship	T48	76-69-68-73	286	+2	10
Arnold Palmer Invitational	CUT	78-70	148	+4	
WGC-Dell Technologies Match Play	T9				68
Masters Tournament	T11	74-73-71-69	287	-1	68
Valero Texas Open	2	68-74-70-65	277	-11	300
Zurich Classic of New Orleans	T5	69-65-73-62		-19	59
THE PLAYERS Championship	T16	74-69-71-73	287	-1	54
AT&T Byron Nelson	T50	67-69-70-74	280	E	8
the Memorial Tournament	T31	69-73-71-74	287	-1	24
FedEx St. Jude Classic	T37	69-66-71-73	279	-1	15
U.S. Open	1	67-70-68-67	272	-16	600
The Open Championship	T6	65-72-68-71	276	-4	95
WGC-Bridgestone Invitational	T17	71-69-67-70	277	-3	50
PGA Championship	T13	68-73-74-69	284	E	57

FedExCup Playoffs

Tournament	Position	Scores	Total Score	Total Par	FedExCup Points
THE NORTHERN TRUST	T49	72-68-73-72	285	+5	32
Dell Technologies Championship	T18	74-67-68-68	277	-7	184
BMW Championship	T12	71-70-69-63	273	-11	219

FedExCup Playoffs Points (Rank): 2,170 (9) *

Competitors' Capsules (cont.)

MATT KUCHAR

HEIGHT: 6-4
WEIGHT: 195
BIRTHDATE: June 21, 1978
BIRTHPLACE: Winter Park, Florida
RESIDENCE: Sea Island, Georgia
TURNED PROFESSIONAL: 2000

PGA TOUR VICTORIES (7): 2002 The Honda Classic. 2009 Turning Stone Resort Championship. 2010 The Barclays. 2012 THE PLAYERS Championship. 2013 WGC-Accenture Match Play Championship, the Memorial Tournament Insurance. 2014 RBC Heritage.

WEB.COM TOUR VICTORIES (1): 2006 Henrico County Open Pres'd by Saxon Capital, Inc..

INTERNATIONAL VICTORIES (2): 2011 OMEGA Mission Hills World Cup [with Gary Woodland]. 2015 Fiji International [OneAsia].

OTHER VICTORIES: (3): 2011 CVS Caremark Charity Classic [with Zach Johnson]. 2013 Franklin Templeton Shootout [with Harris English]. 2017 Franklin Templeton Shootout [with Harris English].

2016-17 PGA TOUR Season

Tournament	Total Position	Total Scores	FedExCup Score	Par	Points
Safeway Open	CUT	70-72	142	-2	
WGC-HSBC Champions	T21	73-66-68-76	283	-5	48
The RSM Classic	CUT	70-72	142	E	
*Hero World Challenge	T3	67-67-71-70	275	-13	
*Franklin Templeton Shootout	T1	57-66-65	188	-28	
Waste Management Phoenix Open	T9	64-69-69-70	272	-12	75
AT&T Pebble Beach Pro-Am	CUT	74-69-74	217	+2	
Genesis Open	T22	69-68-73-68	278	-6	37
WGC-Mexico Championship	T20	68-71-67-73	279	-5	49
Valspar Championship	T22	69-69-73-70	281	-3	37
WGC-Dell Technologies Match Play	T30				26
Shell Houston Open	CUT	73-77	150	+6	
Masters Tournament	T4	72-73-71-67	283	-5	135
RBC Heritage	T11	68-71-73-64	276	-8	54
Valero Texas Open	T40	73-71-75-71	290	+2	12
THE PLAYERS Championship	82	73-71-81	225	+9	2
AT&T Byron Nelson	T9	66-71-67-69	273	-7	73
DEAN & DELUCA Invitational	T12	70-72-68-67	277	-3	57
the Memorial Tournament	T4	69-70-67-73	279	-9	123
U.S. Open	T16	74-71-70-68	283	-5	55
The Open Championship	2	65-71-66-69	271	-9	330
RBC Canadian Open	T32	71-68-70-69	278	-10	20
WGC-Bridgestone Invitational	T17	71-72-66-68	277	-3	50
PGA Championship	T9	71-74-70-68	283	-1	80

FedExCup Playoffs

Tournament	Position	Scores	Total Score	Total Par	FedExCup Points
THE NORTHERN TRUST	T10	71-64-68-73	276	-4	249
Dell Technologies Championship	T56	72-70-71-73	286	+2	22
BMW Championship	T5	67-68-67-67	269	-15	420

FedExCup Playoffs Points (Rank): 1,951 (12) *

MARC LEISHMAN (LEESH-mun)

HEIGHT: 6-2
WEIGHT: 200
BIRTHDATE: October 24, 1983
BIRTHPLACE: Warrnambool, Victoria, Australia
RESIDENCE: Virginia Beach, Virginia
TURNED PROFESSIONAL: 2005

PGA TOUR VICTORIES (3): 2012 Travelers Championship. 2017 Arnold Palmer Invitational presented by Mastercard, 2017 BMW Championship.

WEB.COM TOUR VICTORIES (1): 2008 WNB Golf Classic.

INTERNATIONAL VICTORIES (5): 2006 Jisan Resort Open [Kor], 2006 Queensland Cairns Classic [Aus], 2006 Toyota Southern Classic [Aus], 2007 Toyota Southern Classic [Aus], 2015 Nedbank Golf Challenge [Eur]

2016-17 PGA TOUR Season

Tournament	Total Position	Total Scores	FedExCup Score	Par	Points
CIMB Classic	5	69-65-71-66	271	-17	110
OHL Classic at Mayakoba	T24	70-65-69-69	273	-11	35
*JSPS HANDA World Cup of Golf	T9	74-68-70-65	277	-11	
Sony Open in Hawaii	T20	68-66-66-68	268	-12	39
Farmers Insurance Open	T20	69-72-68-73	282	-6	38
Waste Management Phoenix Open	T24	68-69-65-73	275	-9	30
Genesis Open	CUT	67-76	143	+1	
The Honda Classic	T27	67-70-68-73	278	-2	26
Arnold Palmer Invitational	1	71-66-71-69	277	-11	500
WGC-Dell Technologies Match Play	T9				68
Masters Tournament	T43	73-74-78-71	296	+8	14
RBC Heritage	T44	68-69-74-71	282	-2	9
THE PLAYERS Championship	CUT	73-75	148	+4	
AT&T Byron Nelson	T13	68-71-68-67	274	-6	55
DEAN & DELUCA Invitational	T34	69-72-69-71	281	+1	19
the Memorial Tournament	T15	70-70-72-71	283	-5	52
U.S. Open	T27	68-72-72-75	287	-1	33
Travelers Championship	T17	69-68-68-69	274	-6	43
Quicken Loans National	T5	66-72-72-66	276	-4	84
The Open Championship	T6	69-76-66-65	276	-4	95
WGC-Bridgestone Invitational	T41	73-71-70-69	283	+3	16
PGA Championship	T13	75-71-71-67	284	E	57

FedExCup Playoffs

Tournament	Position	Scores	Total Score	Total Par	FedExCup Points
THE NORTHERN TRUST	CUT	71-72	143	+3	
Dell Technologies Championship	3	67-69-65-70	271	-13	760
BMW Championship	1	62-64-68-67	261	-23	2,000

FedExCup Playoffs Points (Rank): 4,084 (4) *

Competitors' Capsules (cont.)

HIDEKI MATSUYAMA (Mah-tsu-YAH-mah)

HEIGHT: 5-11
WEIGHT: 198
BIRTHDATE: February 25, 1992
BIRTHPLACE: Ehime, Japan
RESIDENCE: Sendai, Japan
TURNED PROFESSIONAL: 2013

PGA TOUR VICTORIES (5): 2014 the Memorial Tournament presented by Nationwide. 2016 Waste Management Phoenix Open. 2017 WGC-HSBC Champions, Waste Management Phoenix Open, WGC-Bridgestone Invitational.

INTERNATIONAL VICTORIES (8): 2011 Mitsui Sumitomo Visa Taiheiyo [Jpn], 2013 Tsuruya Open [Jpn], 2013 Diamond Cup Golf [Jpn], 2013 Fujisankei Classic [Jpn], 2013 Casio World Open [Jpn], 2014 Dunlop Phoenix [Jpn], 2016 Japan Open Golf Championship [Jpn], 2016 Taiheiyo Masters [Jpn].

OTHER VICTORIES: (1): 2016 Hero World Challenge

2016-17 PGA TOUR Season

Tournament	Total Position	Total Scores	FedExCup Score	Par	Points
CIMB Classic	2	69-64-69-66	268	-20	300
WGC-HSBC Champions	1	66-65-68-66	265	-23	550
*ISPS HANDA World Cup of Golf	T6	73-65-71-65	274	-14	
*Hero World Challenge	1	65-67-65-73	270	-18	
SBS Tournament of Champions	2	69-68-66-70	273	-19	300
Sony Open in Hawaii	T27	66-67-67-69	269	-11	27
Farmers Insurance Open	T33	71-70-71-72	284	-4	21
Waste Management Phoenix Open	P1	65-68-68-66	267	-17	500
Genesis Open	CUT	68-80	148	+6	
WGC-Mexico Championship	T25	72-72-66-71	281	-3	39
Arnold Palmer Invitational	T45	73-69-72-76	290	+2	10
WGC-Dell Technologies Match Play	T51				8
Masters Tournament	T11	76-70-74-67	287	-1	68
Zurich Classic of New Orleans	T32	69-66-75-65		-13	4
THE PLAYERS Championship	T22	72-71-76-69	288	E	40
the Memorial Tournament	T45	70-74-76-70	290	+2	10
U.S. Open	T2	74-65-71-66	276	-12	270
The Open Championship	T14	68-72-66-72	278	-2	58
WGC-Bridgestone Invitational	1	69-67-67-61	264	-16	550
PGA Championship	T5	70-64-73-72	279	-5	115

FedExCup Playoffs

Tournament	Position	Scores	Total Score	Total Par	FedExCup Points
THE NORTHERN TRUST	CUT	74-69	143	+3	
Dell Technologies Championship	T23	72-71-70-66	279	-5	152
BMW Championship	T47	72-68-70-69	279	-5	37

FedExCup Playoffs Points (Rank): 3,058 (7) *

PAT PEREZ

HEIGHT: 6-0
WEIGHT: 190
BIRTHDATE: March 1, 1976
BIRTHPLACE: Phoenix, Arizona
RESIDENCE: Scottsdale, Arizona
TURNED PROFESSIONAL: 1997

PGA TOUR VICTORIES (2): 2009 The 50th Bob Hope Classic hosted by Arnold Palmer. 2017 OHL Classic at Mayakoba.

WEB.COM TOUR VICTORIES (1): 2000 Ozarks Open.

OTHER VICTORIES: (1): 2002 Champions Challenge [with John Daly]

2016-17 PGA TOUR Season

Tournament	Total Position	Total Scores	FedExCup Score	Par	Points
CIMB Classic	T33	74-67-71-68	280	-8	21
Shriners Hospitals for Children Open	T7	66-66-69-68	269	-15	85
OHL Classic at Mayakoba	1	68-66-62-67	263	-21	500
SBS Tournament of Champions	T3	69-71-69-67	276	-16	145
Sony Open in Hawaii	T69	67-67-68-76	278	-2	3
Farmers Insurance Open	T4	68-74-67-70	279	-9	104
Waste Management Phoenix Open	W/D				
AT&T Pebble Beach Pro-Am	T14	73-64-74-69	280	-7	49
Genesis Open	T28	67-66-74-72	279	-5	27
WGC-Mexico Championship	T38	68-71-74-71	284	E	17
Arnold Palmer Invitational	T17	74-70-69-72	285	-3	46
WGC-Dell Technologies Match Play	T17				44
Masters Tournament	T18	74-74-70-71	289	+1	52
RBC Heritage	T70	68-67-81-71	287	+3	3
Wells Fargo Championship	T2	72-69-70-68	279	-9	245
THE PLAYERS Championship	T22	74-72-66-76	288	E	40
DEAN & DELUCA Invitational	CUT	73-73	146	+6	
the Memorial Tournament	T19	70-72-69-73	284	-4	45
U.S. Open	CUT	76-70	146	+2	
The Open Championship	CUT	74-75	149	+9	
WGC-Bridgestone Invitational	69	72-75-75-68	290	+10	4
PGA Championship	T28	70-76-69-71	286	+2	32

FedExCup Playoffs

Tournament	Position	Scores	Total Score	Total Par	FedExCup Points
THE NORTHERN TRUST	T34	70-68-71-73	282	+2	78
Dell Technologies Championship	T6	72-67-67-67	273	-11	355
BMW Championship	T12	70-67-67-69	273	-11	219

FedExCup Playoffs Points (Rank): 2,112 (11) *

Competitors' Capsules (cont.)

JON RAHM

HEIGHT: 6-2
WEIGHT: 220
BIRTHDATE: November 10, 1994
BIRTHPLACE: Barrika, Spain
RESIDENCE: Scottsdale, Arizona
TURNED PROFESSIONAL: 2016

PGA TOUR VICTORIES (1): 2017 Farmers Insurance Open.

OTHER VICTORIES: (1): 2017 Dubai Duty Free Irish Open Hosted by the Rory Foundation [Eur].

2016-17 PGA TOUR Season

Tournament	Total Position	Total Scores	FedExCup Score	Par	Points
Safeway Open	T15	66-71-72-67	276	-12	51
Shriners Hospitals for Children Open	T15	65-69-69-68	271	-13	47
OHL Classic at Mayakoba	T50	67-69-69-73	278	-6	8
*ISPS HANDA World Cup of Golf	T8	69-67-73-66	275	-13	
CareerBuilder Challenge	T34	71-66-70-72	279	-9	19
Farmers Insurance Open	1	72-69-69-65	275	-13	500
Waste Management Phoenix Open	T16	70-69-65-70	274	-10	46
AT&T Pebble Beach Pro-Am	T5	73-67-67-68	275	-12	100
WGC-Mexico Championship	T3	67-70-67-68	272	-12	170
WGC-Dell Technologies Match Play	2				315
Shell Houston Open	T10	71-72-69-67	279	-9	73
Masters Tournament	T27	73-70-73-75	291	+3	33
Wells Fargo Championship	4	69-71-69-71	280	-8	135
THE PLAYERS Championship	T72	68-72-82	222	+6	3
DEAN & DELUCA Invitational	T2	66-69-70-66	271	-9	208
the Memorial Tournament	CUT	73-77	150	+6	
U.S. Open	CUT	76-73	149	+5	
The Open Championship	T44	69-74-70-70	283	+3	11
WGC-Bridgestone Invitational	T28	67-77-67-68	279	-1	29
PGA Championship	T58	70-75-71-75	291	+7	6

FedExCup Playoffs

Tournament	Position	Scores	Total Score	Total Par	FedExCup Points
THE NORTHERN TRUST	T3	68-68-67-68	271	-9	650
Dell Technologies Championship	T4	67-66-71-68	272	-12	490
BMW Championship	T5	69-68-65-67	269	-15	420

FedExCup Playoffs Points (Rank): 3,314 (5) *

PATRICK REED

HEIGHT: 6-0
WEIGHT: 200
BIRTHDATE: August 5, 1990
BIRTHPLACE: San Antonio, Texas
RESIDENCE: Spring, Texas
TURNED PROFESSIONAL: 2011

PGA TOUR VICTORIES (5): 2013 Wyndham Championship. 2014 Humana Challenge in partnership with the Clinton Foundation, WGC-Cadillac Championship. 2015 Hyundai Tournament of Champions. 2016 The Barclays.

2016-17 PGA TOUR Season

Tournament	Total Position	Total Scores	FedExCup Score	Par	Points
CIMB Classic	T51	68-73-66-77	284	-4	7
WGC-HSBC Champions	T60	78-75-66-76	295	+7	5
*Hero World Challenge	10	72-69-71-68	280	-8	
SBS Tournament of Champions	T6	70-65-72-70	277	-15	92
CareerBuilder Challenge	T12	69-71-70-65	275	-13	58
Waste Management Phoenix Open	T68	71-68-70-76	285	+1	3
AT&T Pebble Beach Pro-Am	T23	71-66-74-70	281	-6	32
Genesis Open	T59	72-69-69-74	284	E	5
WGC-Mexico Championship	T61	71-76-72-71	290	+6	5
Valspar Championship	T38	70-72-72-69	283	-1	17
WGC-Dell Technologies Match Play	T51				8
Shell Houston Open	CUT	77-69	146	+2	
Masters Tournament	CUT	76-77	153	+9	
Valero Texas Open	CUT	69-77	146	+2	
Zurich Classic of New Orleans	T14	68-62-75-66		-17	22
Wells Fargo Championship	T12	70-71-67-75	283	-5	57
THE PLAYERS Championship	T22	72-73-74-69	288	E	40
AT&T Byron Nelson	T20	70-69-69-68	276	-4	39
the Memorial Tournament	T57	76-71-75-71	293	+5	5
U.S. Open	T13	68-75-65-74	282	-6	64
Travelers Championship	T5	67-66-72-66	271	-9	100
Quicken Loans National	T17	67-72-72-67	278	-2	47
The Greenbrier Classic	T20	66-69-72-67	274	-6	38
The Open Championship	CUT	73-75	148	+8	
WGC-Bridgestone Invitational	T36	75-70-68-68	281	+1	22
PGA Championship	T2	69-73-69-67	278	-6	230

FedExCup Playoffs

Tournament	Position	Scores	Total Score	Total Par	FedExCup Points
THE NORTHERN TRUST	T20	70-67-66-75	278	-2	164
Dell Technologies Championship	T6	71-67-69-66	273	-11	355
BMW Championship	65	72-72-71-70	285	+1	16

FedExCup Playoffs Points (Rank): 1,431 (23) *

Competitors' Capsules (cont.)

JUSTIN ROSE

HEIGHT: 6-3
WEIGHT: 195
BIRTHDATE: July 30, 1980
BIRTHPLACE: Johannesburg, South Africa
RESIDENCE: Orlando, Florida
TURNED PROFESSIONAL: 1998

PGA TOUR VICTORIES (7): 2010 the Memorial Tournament presented by Nationwide, AT&T National. 2011 BMW Championship. 2012 WGC-Cadillac Championship. 2013 U.S. Open. 2014 Quicken Loans National. 2015 Zurich Classic of New Orleans.

INTERNATIONAL VICTORIES (9): 2002 Dunhill Championship [Eur], Chunichi Crowns [Jpn], Nashau Masters [SAf], Victor Chandler British Masters [Eur]. 2006 Australian Masters [Aus]. 2007 Volvo Masters [Eur]. 2014 Scottish Open [Eur]. 2015 UBS Hong Kong Open [Eur]. 2016 Summer Olympics.

2016-17 PGA TOUR Season

Tournament	Total Position	Total Scores	FedExCup Score	Par	Points
*Hero World Challenge	W/D	74	74	+2	
Sony Open in Hawaii	2	66-64-66-64	260	-20	300
Farmers Insurance Open	T4	65-71-73-70	279	-9	104
AT&T Pebble Beach Pro-Am	T39	72-70-68-73	283	-4	13
Genesis Open	T4	69-71-65-68	273	-11	109
WGC-Mexico Championship	T38	70-72-71-71	284	E	17
Arnold Palmer Invitational	T13	71-70-70-73	284	-4	56
Shell Houston Open	T15	67-71-73-70	281	-7	51
Masters Tournament	P2	71-72-67-69	279	-9	330
Zurich Classic of New Orleans	CUT	72-66		-6	
THE PLAYERS Championship	T65	74-71-71-80	296	+8	4
U.S. Open	CUT	72-74	146	+2	
The Open Championship	T54	71-74-69-70	284	+4	6
WGC-Bridgestone Invitational	T63	72-69-74-73	288	+8	5
PGA Championship	CUT	76-72	148	+6	

FedExCup Playoffs

Tournament	Position	Scores	Total Score	Total Par	FedExCup Points
THE NORTHERN TRUST	T10	68-68-69-71	276	-4	249
Dell Technologies Championship	T10	72-65-69-68	274	-10	290
BMW Championship	T2	67-68-66-65	266	-18	980

FedExCup Playoffs Points (Rank): 2,514 (8) *

XANDER SCHAUFFELE

HEIGHT: 5-10
WEIGHT: 165
BIRTHDATE: October 25, 1993
BIRTHPLACE: La Jolla, California
RESIDENCE: San Diego, California
TURNED PROFESSIONAL: 2015

PGA TOUR VICTORIES (1): 2017 The Greenbrier Classic.

2016-17 PGA TOUR Season

Tournament	Total Position	Total Scores	FedExCup Score	Par	Points
Safeway Open	T60	71-68-69-77	285	-3	5
Sanderson Farms Championship	T5	67-70-70-66	273	-15	60
Shriners Hospitals for Children Open	T36	68-70-68-69	275	-9	18
OHL Classic at Mayakoba	T60	72-63-73-72	280	-4	5
The RSM Classic	CUT	71-71	142	E	
Sony Open in Hawaii	CUT	69-70	139	-1	
CareerBuilder Challenge	CUT	76-72-74	222	+6	
Farmers Insurance Open	CUT	74-74	148	+4	
AT&T Pebble Beach Pro-Am	T66	74-69-72	215	E	3
The Honda Classic	CUT	74-69	143	+3	
Puerto Rico Open	T30	65-73-70-68	276	-12	17
Valero Texas Open	CUT	75-71	146	+2	
Zurich Classic of New Orleans	T11	68-64-73-65		-18	38
Wells Fargo Championship	T24	71-70-76-68	285	-3	33
AT&T Byron Nelson	CUT	71-72	143	+3	
DEAN & DELUCA Invitational	T48	71-70-71-71	283	+3	9
FedEx St. Jude Classic	T52	69-69-70-73	281	+1	6
U.S. Open	T5	66-73-70-69	278	-10	110
Travelers Championship	T14	66-70-70-67	273	-7	55
Quicken Loans National	T35	71-73-70-68	282	+2	20
The Greenbrier Classic	1	64-69-66-67	266	-14	500
The Open Championship	T20	69-75-70-65	279	-1	50
WGC-Bridgestone Invitational	T13	70-69-69-68	276	-4	61
PGA Championship	CUT	74-81	155	+13	

FedExCup Playoffs

Tournament	Position	Scores	Total Score	Total Par	FedExCup Points
THE NORTHERN TRUST	T17	71-66-72-68	277	-3	196
Dell Technologies Championship	T53	69-74-72-70	285	+1	26
BMW Championship	T20	72-70-65-67	274	-10	157

FedExCup Playoffs Points (Rank): 1,367 (26) *

Competitors' Capsules (cont.)

WEBB SIMPSON

HEIGHT: 6-2

WEIGHT: 185

BIRTHDATE: August 8, 1985

BIRTHPLACE: Raleigh, North Carolina

RESIDENCE: Charlotte, North Carolina

TURNED PROFESSIONAL: 2008

PGA TOUR VICTORIES (4): 2011 Wyndham Championship, Deutsche Bank Championship. 2012 U.S. Open. 2014 Shriners Hospitals for Children Open.

2016-17 PGA TOUR Season

Tournament	Total Position	Total Scores	FedExCup Score	Par	Points
Safeway Open	CUT	74-73	147	+3	
Shriners Hospitals for Children Open	T31	71-66-69-68	274	-10	24
OHL Classic at Mayakoba	T24	65-65-69-74	273	-11	35
The RSM Classic	T36	70-66-67-71	274	-8	16
Sony Open in Hawaii	T13	66-65-69-67	267	-13	53
CareerBuilder Challenge	T66	75-70-66-72	283	-5	4
Waste Management Phoenix Open	P2	67-71-65-64	267	-17	300
AT&T Pebble Beach Pro-Am	CUT	71-72-73	216	+1	
Genesis Open	T39	71-71-71-68	281	-3	13
Valspar Championship	T41	67-75-70-72	284	E	12
Arnold Palmer Invitational	CUT	75-77	152	+8	
WGC-Dell Technologies Match Play	T58				5
Masters Tournament	CUT	75-77	152	+8	
RBC Heritage	T11	66-68-68-74	276	-8	54
Wells Fargo Championship	CUT	73-75	148	+4	
THE PLAYERS Championship	T16	71-69-77-70	287	-1	54
DEAN & DELUCA Invitational	5	68-66-67-71	272	-8	110
the Memorial Tournament	T67	73-72-74-77	296	+8	3
U.S. Open	T35	74-71-71-73	289	+1	20
Travelers Championship	T8	70-68-66-68	272	-8	73
The Greenbrier Classic	T14	69-68-69-66	272	-8	54
The Open Championship	T37	71-74-70-67	282	+2	18
PGA Championship	T33	76-70-72-69	287	+3	20
Wyndham Championship	3	63-64-68-67	262	-18	190

FedExCup Playoffs

Tournament	Position	Scores	Total Score	Total Par	FedExCup Points
THE NORTHERN TRUST	T6	73-66-71-65	275	-5	355
Dell Technologies Championship	T75	72-70-76-73	291	+7	9
BMW Championship	T9	66-73-65-68	272	-12	300

FedExCup Playoffs Points (Rank): 1,722 (16) *

JORDAN SPIETH (SPEETH)

HEIGHT: 6-1

WEIGHT: 185

BIRTHDATE: July 27, 1993

BIRTHPLACE: Dallas, Texas

RESIDENCE: Dallas, Texas

TURNED PROFESSIONAL: 2012

PGA TOUR VICTORIES (11): 2013 John Deere Classic. 2015 Valspar Championship, Masters Tournament, U.S. Open, John Deere Classic, TOUR Championship by Coca-Cola. 2016 Hyundai Tournament of Champions, DEAN & DELUCA Invitational. 2017 AT&T Pebble Beach Pro-Am, Travelers Championship, The Open Championship.

INTERNATIONAL VICTORIES (2): 2014 Emirates Australian Open [Aus], 2016 Australian Open [Aus].

OTHER VICTORIES: (1): 2014 Hero World Challenge.

2016-17 PGA TOUR Season

Tournament	Total Position	Total Scores	FedExCup Score	Par	Points
*Hero World Challenge	T6	68-69-70-70	277	-11	
SBS Tournament of Champions	T3	72-69-70-65	276	-16	145
Sony Open in Hawaii	3	65-67-66-63	261	-19	190
Waste Management Phoenix Open	T9	70-68-67-67	272	-12	75
AT&T Pebble Beach Pro-Am	1	68-65-65-70	268	-19	500
Genesis Open	T22	69-68-72-69	278	-6	37
WGC-Mexico Championship	T12	71-72-63-71	277	-7	64
WGC-Dell Technologies Match Play	T30				26
Shell Houston Open	CUT	69-77	146	+2	
Masters Tournament	T11	75-69-68-75	287	-1	68
Zurich Classic of New Orleans	4	66-66-70-64		-22	88
THE PLAYERS Championship	CUT	73-75	148	+4	
AT&T Byron Nelson	CUT	68-75	143	+3	
DEAN & DELUCA Invitational	T2	70-68-68-65	271	-9	208
the Memorial Tournament	T13	66-72-71-73	282	-6	59
U.S. Open	T35	73-71-76-69	289	+1	20
Travelers Championship	P1	63-69-66-70	268	-12	500
The Open Championship	1	65-69-65-69	268	-12	600
WGC-Bridgestone Invitational	T13	67-70-71-68	276	-4	61
PGA Championship	T28	72-73-71-70	286	+2	32

FedExCup Playoffs

Tournament	Position	Scores	Total Score	Total Par	FedExCup Points
THE NORTHERN TRUST	P2	69-65-64-69	267	-13	1,200
Dell Technologies Championship	2	72-65-66-67	270	-14	1,200
BMW Championship	T7	65-70-71-65	271	-13	350

FedExCup Playoffs Points (Rank): 5,421 (1) *

Competitors' Capsules (cont.)

KYLE STANLEY

HEIGHT: 5-11
WEIGHT: 165
BIRTHDATE: November 19, 1987
BIRTHPLACE: Gig Harbor, Washington
RESIDENCE: Gig Harbor, Washington
TURNED PROFESSIONAL: 2009

PGA TOUR VICTORIES (2): 2012 Waste Management Phoenix Open. 2017 Quicken Loans National.

2016-17 PGA TOUR Season

Tournament	Total Position	Total Scores	FedExCup Score	Par	Points
Safeway Open	T22	65-73-71-69	278	-10	38
Shriners Hospitals for Children Open	T7	67-67-68-67	269	-15	85
OHL Classic at Mayakoba	CUT	70-73	143	+1	
The RSM Classic	T21	65-67-70-69	271	-11	38
Sony Open in Hawaii	T36	71-66-66-67	270	-10	16
Farmers Insurance Open	T14	70-73-68-70	281	-7	52
Waste Management Phoenix Open	T36	72-69-69-67	277	-7	18
Genesis Open	T39	72-66-72-71	281	-3	13
The Honda Classic	CUT	70-71	141	+1	
Valspar Championship	T27	69-71-71-71	282	-2	25
Arnold Palmer Invitational	T17	73-68-69-75	285	-3	46
Shell Houston Open	T8	66-71-71-70	278	-10	83
RBC Heritage	T59	71-70-71-72	284	E	5
Zurich Classic of New Orleans	T29	66-66-77-65		-14	5
THE PLAYERS Championship	T4	69-66-72-75	282	-6	135
DEAN & DELUCA Invitational	CUT	73-74	147	+7	
the Memorial Tournament	T6	74-67-71-68	280	-8	89
FedEx St. Jude Classic	T27	72-66-67-72	277	-3	30
Travelers Championship	T57	70-67-74-68	279	-1	5
Quicken Loans National	P1	70-70-67-66	273	-7	500
John Deere Classic	T55	71-66-69-71	277	-7	6
The Open Championship	CUT	70-78	148	+8	
WGC-Bridgestone Invitational	T41	69-74-71-69	283	+3	16
PGA Championship	CUT	76-76	152	+10	
Wyndham Championship	CUT	70-68	138	-2	

FedExCup Playoffs

Tournament	Position	Scores	Total Score	Total Par	FedExCup Points
THE NORTHERN TRUST	T25	70-71-72-66	279	-1	133
Dell Technologies Championship	T25	67-68-73-72	280	-4	130
BMW Championship	T47	70-68-71-70	279	-5	37

FedExCup Playoffs Points (Rank): 1,504 (22) *

JUSTIN THOMAS

HEIGHT: 5-10
WEIGHT: 145
BIRTHDATE: April 29, 1993
BIRTHPLACE: Louisville, Kentucky
RESIDENCE: Goshen, Kentucky
TURNED PROFESSIONAL: 2013

PGA TOUR VICTORIES (6): 2016 CIMB Classic. 2017 CIMB Classic, SBS Tournament of Champions, Sony Open in Hawaii, PGA Championship, Dell Technologies Championship.

WEB.COM TOUR VICTORIES (1): 2014 Nationwide Children's Hospital Championship.

2016-17 PGA TOUR Season

Tournament	Total Position	Total Scores	FedExCup Score	Par	Points
Safeway Open	T8	75-66-66-67	274	-14	75
CIMB Classic	1	64-66-71-64	265	-23	500
WGC-HSBC Champions	T23	71-70-72-71	284	-4	39
*Franklin Templeton Shootout	T5	63-66-66	195	-21	
SBS Tournament of Champions	1	67-67-67-69	270	-22	500
Sony Open in Hawaii	1	59-64-65-65	253	-27	500
Waste Management Phoenix Open	CUT	69-73	142	E	
Genesis Open	T39	71-71-71-68	281	-3	13
The Honda Classic	CUT	71-70	141	+1	
WGC-Mexico Championship	T5	69-66-66-72	273	-11	110
Valspar Championship	CUT	71-74	145	+3	
WGC-Dell Technologies Match Play	T39				14
Masters Tournament	T22	73-76-71-70	290	+2	42
Zurich Classic of New Orleans	T5	70-64-74-61		-19	59
THE PLAYERS Championship	T75	73-71-79	223	+7	3
the Memorial Tournament	T4	67-71-69-72	279	-9	123
U.S. Open	T9	73-69-63-75	280	-8	82
Travelers Championship	CUT	73-72	145	+5	
Quicken Loans National	CUT	74-71	145	+5	
The Open Championship	CUT	67-80	147	+7	
WGC-Bridgestone Invitational	T28	73-70-69-67	279	-1	29
PGA Championship	1	73-66-69-68	276	-8	600

FedExCup Playoffs

Tournament	Position	Scores	Total Score	Total Par	FedExCup Points
THE NORTHERN TRUST	T6	68-69-69-69	275	-5	355
Dell Technologies Championship	1	71-67-63-66	267	-17	2,000
BMW Championship	T47	67-70-71-71	279	-5	37

FedExCup Playoffs Points (Rank): 5,081 (2) *

Competitors' Capsules (cont.)

JHONATTAN VEGAS (Jonathan)

HEIGHT: 6-3
WEIGHT: 230
BIRTHDATE: August 19, 1984
BIRTHPLACE: Maturin, Venezuela
RESIDENCE: Houston, Texas
TURNED PROFESSIONAL: 2008

PGA TOUR VICTORIES (3): 2011 Bob Hope Classic. 2016 RBC Canadian Open. 2017 RBC Canadian Open.

WEB.COM TOUR VICTORIES (1): 2010 Preferred Health Systems Wichita Open.

INTERNATIONAL VICTORIES (1): 2010 Argentina Open.

2016-17 PGA TOUR Season

Tournament	Total Position	Total Scores	FedExCup Score	Par	Points
Safeway Open	CUT	71-71	142	-2	
CIMB Classic	T45	71-71-68-72	282	-6	10
WGC-HSBC Champions	T45	79-71-73-66	289	+1	12
OHL Classic at Mayakoba	T10	69-67-65-69	270	-14	70
*ISPS HANDA World Cup of Golf	T27	74-68-76-67	285	-3	
SBS Tournament of Champions	T30	72-76-70-74	292	E	27
CareerBuilder Challenge	T34	65-75-68-71	279	-9	19
Farmers Insurance Open	T28	73-70-68-72	283	-5	28
Genesis Open	T15	67-68-72-69	276	-8	54
The Honda Classic	T4	67-73-69-64	273	-7	100
WGC-Mexico Championship	T38	69-74-68-73	284	E	17
WGC-Dell Technologies Match Play	T17				44
Shell Houston Open	T15	66-74-70-71	281	-7	51
Masters Tournament	CUT	78-76	154	+10	
Valero Texas Open	T34	69-71-73-75	288	E	21
Zurich Classic of New Orleans	CUT	70-69		-5	
THE PLAYERS Championship	CUT	78-69	147	+3	
AT&T Byron Nelson	T35	66-68-75-69	278	-2	19
DEAN & DELUCA Invitational	CUT	82-69	151	+11	
U.S. Open	CUT	77-75	152	+8	
Travelers Championship	CUT	71-73	144	+4	
Quicken Loans National	CUT	73-75	148	+8	
The Open Championship	CUT	75-76	151	+11	
RBC Canadian Open	P1	66-69-67-65	267	-21	500
WGC-Bridgestone Invitational	T17	69-71-68-69	277	-3	50
PGA Championship	CUT	78-72	150	+8	

FedExCup Playoffs

Tournament	Position	Scores	Total Score	Total Par	FedExCup Points
THE NORTHERN TRUST	T3	69-65-72-65	271	-9	650
Dell Technologies Championship	T65	73-70-74-71	288	+4	15
BMW Championship	T63	71-68-74-71	284	E	17

FedExCup Playoffs Points (Rank): 1,705 (17) *

GARY WOODLAND

HEIGHT: 6-1
WEIGHT: 195
BIRTHDATE: May 21, 1984
BIRTHPLACE: Topeka, Kansas
RESIDENCE: Orlando, Florida
TURNED PROFESSIONAL: 2007

PGA TOUR VICTORIES (2): 2011 Transitions Championship. 2013 Reno-Tahoe Open.

OTHER VICTORIES (1): 2011 OMEGA Mission Hills World Cup [with Matt Kuchar].

2016-17 PGA TOUR Season

Tournament	Total Position	Total Scores	FedExCup Score	Par	Points
CIMB Classic	T56	72-71-71-71	285	-3	6
WGC-HSBC Champions	T47	71-74-73-72	290	+2	10
OHL Classic at Mayakoba	2	64-65-66-70	265	-19	300
*Franklin Templeton Shootout	T11	63-73-64	200	-16	
Sony Open in Hawaii	T6	64-64-68-67	263	-17	95
Farmers Insurance Open	T20	67-75-69-71	282	-6	38
Waste Management Phoenix Open	CUT	72-72	144	+2	
AT&T Pebble Beach Pro-Am	T5	70-73-67-65	275	-12	100
The Honda Classic	T2	71-66-66-69	272	-8	245
WGC-Mexico Championship	T38	73-67-74-70	284	E	17
Valspar Championship	T58	71-70-76-71	288	+4	5
WGC-Dell Technologies Match Play	39				14
Masters Tournament	CUT	75-80	155	+11	
Zurich Classic of New Orleans	CUT	74-65		-5	
THE PLAYERS Championship	T75	70-75-78	223	+7	3
AT&T Byron Nelson	T40	70-68-68-73	279	-1	12
the Memorial Tournament	T49	72-73-72-74	291	+3	9
U.S. Open	T50	72-73-73-74	292	+4	9
The Greenbrier Classic	57	71-68-71-69	279	-1	6
The Open Championship	T70	70-69-74-74	287	+7	3
RBC Canadian Open	4	70-63-68-68	269	-19	135
WGC-Bridgestone Invitational	T63	74-77-70-67	288	+8	5
PGA Championship	T22	68-74-69-74	285	+1	41

FedExCup Playoffs

Tournament	Position	Scores	Total Score	Total Par	FedExCup Points
THE NORTHERN TRUST	CUT	73-73	146	+6	
Dell Technologies Championship	T18	72-71-67-67	277	-7	184
BMW Championship	T27	67-67-72-69	275	-9	115

FedExCup Playoffs Points (Rank): 1,351 (28) *

Individual Player Records

Dustin Johnson has four wins on the season and is once again near the top of the standings in the FedExCup heading into the TOUR Championship.



Individual Player Records

Allem, Fulton (70.75)

Year	1st	2nd	3rd	4th	Total	Finish	Money
1993	69	72	71	71	283	T12	\$73,200.00
Total							\$73,200.00

Allenby, Robert (70.11)

Year	1st	2nd	3rd	4th	Total	Finish	Money
2000	68	69	70	73	280	T16	\$104,000.00
2001	76	67	67	73	283	T22	91,000.00
2002	74	69	66	72	281	T22	91,000.00
2003	69	73	68	70	280	T13	131,850.00
2007	68	71	68	66	273	T11	167,300.00
2008	75	66	67	76	284	16	148,400.00
2010	71	70	71	70	282	T17	147,000.00
Total							\$880,550.00

Ames, Stephen (68.75)

Year	1st	2nd	3rd	4th	Total	Finish	Money
2004	69	66	70	70	275	T4	\$248,000.00
Total							\$248,000.00

Andrade, Billy (72.00)

Year	1st	2nd	3rd	4th	Total	Finish	Money
1991	73	74	68	73	288	T13	\$46,466.66
Total							\$46,466.66

Appleby, Stuart (70.31)

Year	1st	2nd	3rd	4th	Total	Finish	Money
1997	73	70	70	73	286	T22	\$72,800.00
1999	72	69	70	74	285	T26	83,000.00
2000	73	65	68	69	275	7	170,000.00
2003	71	76	69	70	286	27	94,800.00
2004	69	72	71	69	281	T15	123,800.00
2005	70	65	71	68	274	T7	209,625.00
2006	69	70	72	70	281	T10	182,800.00
2008	72	71	70	69	282	T10	180,040.00
Total							\$1,116,865.00

Austin, Woody (69.63)

Year	1st	2nd	3rd	4th	Total	Finish	Money
1995	71	68	73	72	284	T4	\$132,000.00
2007	65	65	69	74	273	T11	167,300.00
Total							\$299,300.00

Azinger, Paul (70.47)

Year	1st	2nd	3rd	4th	Total	Finish	Money
1987	73	66	67	67	273	4	\$96,000.00
1988	73	70	69	75	287	T17	39,600.00
1989	71	73	67	67	278	T3	146,250.00
1990	73	71	68	71	283	11	67,500.00
1991	69	68	78	78	293	T24	34,800.00
1992	70	66	69	71	276	1	360,000.00
1993	72	71	72	73	288	21	56,400.00
2000	69	66	73	69	277	T11	128,333.33
Total							\$928,883.33

Baddeley, Aaron (68.88)

Year	1st	2nd	3rd	4th	Total	Finish	Money
2007	69	70	68	71	278	24	\$123,200.00
2011	68	69	64	72	273	T3	418,666.66
Total							\$541,866.66

Bae, Sangmoon (71.00)

Year	1st	2nd	3rd	4th	Total	Finish	Money
2015	73	70	72	69	284	T18	\$160,050.00
Total							\$160,050.00

Baird, Briny (71.38)

Year	1st	2nd	3rd	4th	Total	Finish	Money
2003	69	72	71	68	280	T13	\$131,850.00
2008	74	71	70	76	291	T27	115,500.00
Total							\$247,350.00

Baker-Finch, Ian (70.38)

Year	1st	2nd	3rd	4th	Total	Finish	Money
1990	71	70	67	68	276	T3	\$146,250.00
1991	68	76	71	72	287	T10	54,000.00
Total							\$200,250.00

Beck, Chip (70.61)

Year	1st	2nd	3rd	4th	Total	Finish	Money
1987	71	67	68	64	270	2	\$216,000.00
1988	71	69	73	79	292	T24	34,800.00
1989	71	68	73	71	283	T9	73,000.00
1990	69	68	71	70	278	6	90,000.00
1991	72	70	72	71	285	T5	71,000.00
1992	71	70	75	70	286	T20	38,000.00
1993	71	70	70	72	283	T12	73,200.00
Total							\$596,000.00

Beem, Rich (70.75)

Year	1st	2nd	3rd	4th	Total	Finish	Money
2002	70	72	70	71	283	T26	\$83,500.00
Total							\$83,500.00

Begay III, Notah (72.00)

Year	1st	2nd	3rd	4th	Total	Finish	Money
1999	70	69	71	70	280	T15	\$103,200.00
2000	76	77	68	75	296	29	81,000.00
Total							\$184,200.00

Berger, Daniel (69.88)

Year	1st	2nd	3rd	4th	Total	Finish	Money
2015	69	73	68	70	280	T12	\$196,350.00
2016	74	69	68	68	279	T15	183,600.00
Total							\$379,950.00

Blake, Jay Don (72.00)

Year	1st	2nd	3rd	4th	Total	Finish	Money
1991	69	72	74	73	288	T13	\$46,466.67
Total							\$46,466.67

Bowditch, Steven (70.00)

Year	1st	2nd	3rd	4th	Total	Finish	Money
2015	68	69	73	70	280	T12	\$196,350.00
Total							\$196,350.00

Bradley, Keegan (70.00)

Year	1st	2nd	3rd	4th	Total	Finish	Money
2011	64	71	72	70	277	T11	\$210,400.00
2012	70	73	70	74	287	T23	140,800.00
2013	72	65	72	67	276	T12	200,000.00
Total							\$551,200.00

Bradley, Michael (72.25)

Year	1st	2nd	3rd	4th	Total	Finish	Money
1996	71	73	75	70	289	23	\$54,000.00
Total							\$54,000.00

Brooks, Mark (73.19)

Year	1st	2nd	3rd	4th	Total	Finish	Money
1991	78	72	71	72	293	T24	\$34,800.00
1992	73	73	72	75	293	T27	33,000.00
1994	69	72	72	77	290	T29	48,300.00
1996	73	75	73	74	295	T27	49,500.00
Total							\$165,600.00

Brown, Billy Ray (72.00)

Year	1st	2nd	3rd	4th	Total	Finish	Money
1992	72	71	73	72	288	T22	\$36,000.00
Total							\$36,000.00

Browne, Olin (69.50)

Year	1st	2nd	3rd	4th	Total	Finish	Money
2005	70	67	71	70	278	T14	\$143,866.67
Total							\$143,866.67

Bryant, Bart (65.75)

Year	1st	2nd	3rd	4th	Total	Finish	Money
2005	62	68	66	67	263	1	\$1,170,000.00
Total							\$1,170,000.00

Bryant, Brad (70.13)

Year	1st	2nd	3rd	4th	Total	Finish	Money
1994	72	68	67	68	275	3	\$207,000.00
1995	69	68	73	76	286	T7	99,000.00
Total							\$306,000.00

Individual Player Records

Byrd, Jonathan (71.13)

Year	1st	2nd	3rd	4th	Total	Finish	Money
2007	71	70	65	71	277	23	\$126,000.00
2011	70	74	73	75	292	30	128,000.00
Total							\$254,000.00

Cabrera, Angel (70.25)

Year	1st	2nd	3rd	4th	Total	Finish	Money
2009	72	67	70	72	281	T13	\$174,000.00
Total							\$174,000.00

Calcavecchia, Mark (70.34)

Year	1st	2nd	3rd	4th	Total	Finish	Money
1987	67	68	69	70	274	T5	\$68,800.00
1988	70	71	65	74	280	T3	104,666.67
1989	70	75	68	70	283	T9	73,000.00
1990	71	75	73	66	285	T14	54,250.00
1993	69	69	75	67	280	T7	96,000.00
1994	73	68	74	71	286	T24	52,200.00
1995	72	75	73	77	297	T27	49,200.00
1996	69	71	73	73	286	T15	63,600.00
1997	69	66	72	70	277	T4	176,000.00
1998	73	73	73	75	294	29	64,800.00
2000	72	67	71	67	277	T11	128,333.34
2001	71	64	69	76	280	19	98,000.00
2005	72	69	68	66	275	11	176,800.00
2007	65	66	63	71	265	T2	619,500.00
Total							\$1,825,150.01

Campbell, Chad (70.72)

Year	1st	2nd	3rd	4th	Total	Finish	Money
2003	70	69	61	68	268	1	\$1,080,000.00
2004	73	73			146	W/D	
2005	72	68	70	69	279	T17	130,000.00
2006	73	74	74	70	291	24	114,400.00
2008	72	73	75	69	289	T22	127,400.00
Total							\$1,451,800.00

Casey, Paul (68.50)

Year	1st	2nd	3rd	4th	Total	Finish	Money
2010	66	71	69	69	275	T4	\$330,000.00
2015	65	70	71	70	276	T5	302,500.00
2016	68	70	69	64	271	4	408,000.00
Total							\$1,040,500.00

Castro, Roberto (69.38)

Year	1st	2nd	3rd	4th	Total	Finish	Money
2013	67	71	72	65	275	T9	\$227,733.34
2016	73	70	67	70	280	T17	166,600.00
Total							\$394,333.34

Choi, K.J. (70.31)

Year	1st	2nd	3rd	4th	Total	Finish	Money
2002	71	68	70	68	277	T9	\$146,000.00
2003	77	68	70	68	283	T19	112,500.00
2004	73	73	72	70	288	27	94,800.00
2006	72	78	72	72	294	26	109,200.00
2007	67	65	75	69	276	T21	130,200.00
2008	69	70	70	72	281	9	210,000.00
2010	68	68	74	68	278	T7	247,500.00
2011	68	65	70	70	273	T3	418,666.67
Total							\$1,468,866.67

Cink, Stewart (70.88)

Year	1st	2nd	3rd	4th	Total	Finish	Money
1997	73	72	71	71	287	24	\$70,400.00
2000	73	68	72	68	281	T18	98,000.00
2001	70	70	67	69	276	T13	119,000.00
2004	70	73	71	71	285	T21	105,600.00
2006	69	75	75	73	292	25	111,800.00
2007	67	66	71	69	273	T11	167,300.00
2008	75	73	73	69	290	T24	120,400.00
2009	67	72	70	75	284	T19	144,000.00
Total							\$936,500.00

Clark, Tim (70.25)

Year	1st	2nd	3rd	4th	Total	Finish	Money
2005	67	67	72	76	282	T22	\$118,300.00
2007	62	69	70	69	270	T7	231,000.00
2008	78	74	71	69	292	29	113,400.00
2010	70	73	70	67	280	T13	178,500.00
Total							\$641,200.00

Clarke, Darren (70.38)

Year	1st	2nd	3rd	4th	Total	Finish	Money
2003	74	68	67	73	282	18	\$117,000.00
2004	67	73	70	71	281	T15	123,800.00
Total							\$240,800.00

Clearwater, Keith (70.50)

Year	1st	2nd	3rd	4th	Total	Finish	Money
1992	68	75	72	67	282	4	\$96,000.00
Total							\$96,000.00

Cochran, Russ (69.75)

Year	1st	2nd	3rd	4th	Total	Finish	Money
1991	68	69	71	71	279	2	\$216,000.00
Total							\$216,000.00

Cook, John (71.92)

Year	1st	2nd	3rd	4th	Total	Finish	Money
1990	72	74	70	73	289	T22	\$45,500.00
1991	73	71	75	77	296	28	32,800.00
1992	74	70	73	68	285	T13	43,114.29
1996	70	73	70	68	281	11	81,000.00
1997	73	71	70	71	285	T20	76,000.00
1998	73	75	71	71	290	T21	73,600.00
Total							\$352,014.29

Couples, Fred (71.00)

Year	1st	2nd	3rd	4th	Total	Finish	Money
1987	73	67	67	69	276	T12	\$48,800.00
1988	75	67	67	73	282	7	68,000.00
1989	68	74	67	72	281	T7	82,500.00
1990	73	75	70	71	289	T22	45,500.00
1991	72	73	66	78	289	T16	41,066.66
1992	73	78	66	66	283	T5	76,000.00
1993	74	72	70	65	281	T10	83,100.00
1994	70	72	74	74	290	T29	48,300.00
1996	68	73	68	69	278	5	120,000.00
1998	73	67	75	76	291	T24	68,200.00
Total							\$681,466.66

Crane, Ben (69.50)

Year	1st	2nd	3rd	4th	Total	Finish	Money
2005	68	65	72	69	274	T7	\$209,625.00
2010	71	69	76	66	282	T17	147,000.00
Total							\$356,625.00

Crenshaw, Ben (71.20)

Year	1st	2nd	3rd	4th	Total	Finish	Money
1987	68	67	75	64	274	T5	\$68,800.00
1988	72	71	69	76	288	T21	37,200.00
1989	73	72	71	69	285	T14	53,400.00
1994	72	70	69	70	281	T13	71,400.00
1995	74	73	73	76	296	T25	51,000.00
Total							\$281,800.00

Curtis, Ben (70.88)

Year	1st	2nd	3rd	4th	Total	Finish	Money
2006	73	77	66	73	289	21	\$122,200.00
2008	71	69	68	70	278	5	280,000.00
Total							\$402,200.00

Daly, John (70.50)

Year	1st	2nd	3rd	4th	Total	Finish	Money
1991	68	76	68	70	282	3	\$138,000.00
2004	69	72	71	70	282	18	117,000.00
Total							\$255,000.00

Day, Glen (71.75)

Year	1st	2nd	3rd	4th	Total	Finish	Money
1998	73	70	69	75	287	T18	\$79,200.00
Total							\$79,200.00

Individual Player Records

Day, Jason (69.10)

Year	1st	2nd	3rd	4th	Total	Finish	Money
2010	69	69	71	73	282	T17	\$147,000.00
2011	67	67	69	71	274	T6	272,000.00
2013	68	74	68	67	277	T14	173,600.00
2014	67	67	70	69	273	T4	343,333.33
2015	69	71	70	68	278	T10	228,525.00
2016	67				67	W/D	

Total \$1,164,458.33

de Jonge, Brendon (69.50)

Year	1st	2nd	3rd	4th	Total	Finish	Money
2013	70	72	71	65	278	T18	\$158,400.00

Total \$158,400.00

DeLaet, Graham (71.00)

Year	1st	2nd	3rd	4th	Total	Finish	Money
2013	68	71	72	73	284	28	\$131,200.00

Total \$131,200.00

DiMarco, Chris (70.04)

Year	1st	2nd	3rd	4th	Total	Finish	Money
2000	71	72	70	68	281	T18	\$98,000.00
2001	69	68	69	69	275	T10	136,666.67
2002	70	68	69	69	276	T7	165,000.00
2003	68	70	71	75	284	T21	103,200.00
2004	72	71	70	73	286	T24	98,400.00
2005	69	72	67	71	279	T17	130,000.00

Total \$731,266.67

Donald, Luke (69.32)

Year	1st	2nd	3rd	4th	Total	Finish	Money
2005	70	67	70	71	278	T14	\$143,866.66
2006	73	67	69	68	277	T5	266,000.00
2009	70	71	78	69	288	T25	127,500.00
2010	66	66	71	70	273	2	810,000.00
2011	66	68	70	69	273	T3	418,666.67
2012	71	69	67	67	274	T3	468,000.00
2013	70	70	67	71	278	T18	158,400.00

Total \$2,392,433.33

Donald, Mike (72.25)

Year	1st	2nd	3rd	4th	Total	Finish	Money
1989	70	74	72	73	289	28	\$41,000.00

Total \$41,000.00

Dufner, Jason (69.85)

Year	1st	2nd	3rd	4th	Total	Finish	Money
2009	71	68	73	72	284	T19	\$144,000.00
2011	66	70	73	69	278	T13	190,400.00
2012	70	70	71	73	284	T20	152,000.00
2013	74	70	66	65	275	T9	227,733.33
2016	73	67	66	70	276	T8	263,500.00

Total \$977,633.33

Duke, Ken (71.50)

Year	1st	2nd	3rd	4th	Total	Finish	Money
2008	77	69	69	71	286	T17	\$138,600.00

Total \$138,600.00

Durant, Joe (68.50)

Year	1st	2nd	3rd	4th	Total	Finish	Money
2001	73	65	67	70	275	T10	\$136,666.67
2006	68	68	70	67	273	3	480,000.00

Total \$616,666.67

Duval, David (69.75)

Year	1st	2nd	3rd	4th	Total	Finish	Money
1995	74	69	71	73	287	T9	\$87,600.00
1996	71	71	74	70	286	T15	63,600.00
1997	66	69	70	68	273	1	720,000.00
1998	75	69	69	68	281	T8	120,533.34
1999	70	71	67	72	280	T15	103,200.00
2000	65	68	74	67	274	6	180,000.00
2001	69	69	63	71	272	T7	166,666.66

Total \$1,441,600.00

Edwards, David (71.38)

Year	1st	2nd	3rd	4th	Total	Finish	Money
1992	71	71	72	74	288	T22	\$36,000.00
1993	71	72	68	72	283	T12	73,200.00

Total \$109,200.00

Elkington, Steve (71.38)

Year	1st	2nd	3rd	4th	Total	Finish	Money
1990	72	72	66	72	282	10	\$71,000.00
1991	69	75	71	71	286	9	60,000.00
1992	71	73	71	73	288	T22	36,000.00
1993	74	71	72	73	290	T23	52,800.00
1995	71	72	67	73	283	T2	265,500.00
1997	70	69	70	75	284	T17	80,000.00

Total \$565,300.00

Els, Ernie (70.27)

Year	1st	2nd	3rd	4th	Total	Finish	Money
1994	68	67	72	76	283	T17	\$60,000.00
1995	71	74	75	73	293	T16	60,900.00
1996	76	70	65	68	279	T6	102,000.00
1997	71	71	72	75	289	T26	66,400.00
1999	68	71	75	71	285	T26	83,000.00
2000	64	72	68	69	273	T3	261,666.67
2001	69	68	65	68	270	T2	385,000.00
2002	73	69	70	67	279	T13	111,200.00
2003	70	69	73	69	281	17	120,000.00
2004	72	71	68	67	278	T10	158,200.00
2006	71	72	66	72	281	T10	182,800.00
2007	69	69	73	69	280	T26	116,900.00
2008	68	73	70	69	280	T6	238,000.00
2009	71	66	71	71	279	9	225,000.00
2010	71	71	71	65	278	T7	247,500.00
2012	72	75	71	71	289	27	132,800.00

Total \$2,551,366.67

English, Harris (71.25)

Year	1st	2nd	3rd	4th	Total	Finish	Money
2015	71	76	71	67	285	T22	\$148,500.00

Total \$148,500.00

Estes, Bob (70.35)

Year	1st	2nd	3rd	4th	Total	Finish	Money
1994	71	70	73	68	282	T15	\$64,800.00
1998	71	76	74	71	292	28	65,600.00
1999	70	70	75	68	283	25	86,000.00
2001	71	66	65	70	272	T7	166,666.67
2002	72	69	73	64	278	T11	131,500.00

Total \$514,566.67

Faldo, Nick (72.75)

Year	1st	2nd	3rd	4th	Total	Finish	Money
1995	76	72	73	70	291	T13	\$71,400.00
1996	75	72	76	68	291	24	52,800.00

Total \$124,200.00

Faxon, Brad (70.58)

Year	1st	2nd	3rd	4th	Total	Finish	Money
1992	70	71	72	71	284	T7	\$59,000.00
1994	71	71	73	73	288	T26	50,100.00
1996	68	72	66	68	274	2	324,000.00
1997	67	69	69	73	278	T6	140,000.00
2001	68	70	70	78	286	T26	83,000.00
2003	76	71	71	66	284	T21	103,200.00

Total \$759,300.00

Fehr, Rick (70.13)

Year	1st	2nd	3rd	4th	Total	Finish	Money
1993	69	69	70	71	279	6	\$108,000.00
1994	67	69	77	69	282	T15	64,800.00

Total \$172,800.00

Flesch, Steve (70.25)

Year	1st	2nd	3rd	4th	Total	Finish	Money
2000	66	74	71	68	279	15	\$110,000.00
2003	71	68	67	73	279	T9	163,650.00
2004	69	78	67	71	285	T21	105,600.00

Total \$379,250.00

Individual Player Records

Floyd, Raymond (70.75)

Year	1st	2nd	3rd	4th	Total	Finish	Money
1992	72	71	71	69	283	T5	\$76,000.00
Total							\$76,000.00

Forsman, Dan (71.00)

Year	1st	2nd	3rd	4th	Total	Finish	Money
1992	71	67	72	74	284	T7	\$59,000.00
Total							\$59,000.00

Fowler, Rickie (70.17)

Year	1st	2nd	3rd	4th	Total	Finish	Money
2012	71	68	72	76	287	T23	\$140,800.00
2014	69	68	67	71	275	8	260,000.00
2015	69	70	67	74	280	T12	196,350.00
Total							\$597,150.00

Franco, Carlos (70.83)

Year	1st	2nd	3rd	4th	Total	Finish	Money
1999	65	72	71	72	280	T15	\$103,200.00
2000	75	71	66	72	284	24	88,000.00
2004	72	68	78	68	286	T24	98,400.00
Total							\$289,600.00

Frost, David (70.38)

Year	1st	2nd	3rd	4th	Total	Finish	Money
1987	66	71	73	70	280	T17	\$39,600.00
1988	69	71	70	77	287	T17	39,600.00
1989	70	76	67	71	284	T11	64,166.67
1992	69	68	74	73	284	T7	59,000.00
1993	68	68	69	73	278	T2	198,750.00
1994	66	69	75	66	276	T4	132,000.00
Total							\$533,116.67

Funk, Fred (71.22)

Year	1st	2nd	3rd	4th	Total	Finish	Money
1995	74	75	72	76	297	T27	\$49,200.00
1996	71	73	74	67	285	14	69,600.00
1998	73	68	74	76	291	T24	68,200.00
1999	66	70	71	69	276	T5	177,500.00
2002	67	71	76	68	282	T24	87,000.00
2003	68	67	71	73	279	T9	163,650.00
2004	73	70	75	68	286	T24	98,400.00
2005	71	72	70	70	283	T24	111,800.00
Total							\$825,350.00

Furyk, Jim (69.11)

Year	1st	2nd	3rd	4th	Total	Finish	Money
1996	72	71	73	70	286	T15	\$63,600.00
1997	66	68	73	67	274	2	432,000.00
1998	67	68	69	71	275	T3	234,000.00
1999	69	72	72	67	280	T15	103,200.00
2001	70	71	62	69	272	T7	166,666.67
2002	68	73	72	67	280	T18	97,000.00
2003	71	71	67	69	278	8	192,000.00
2005	70	70	67	70	277	13	158,600.00
2006	69	71	67	65	272	2	730,000.00
2007	71	69	67	66	273	T11	167,300.00
2008	72	70	69	69	280	T6	238,000.00
2009	72	68	71	67	278	T7	247,500.00
2010	67	65	70	70	272	1	1,350,000.00
2012	69	64	72	72	277	7	272,000.00
2013	70	68	73	66	277	T14	173,600.00
2014	67	69	67	69	272	T2	708,000.00
Total							\$5,333,466.67

Gallagher, Jr., Jim (72.05)

Year	1st	2nd	3rd	4th	Total	Finish	Money
1990	73	74	76	69	292	27	\$41,500.00
1991	71	74	69	71	285	T5	71,000.00
1992	73	74	73	71	291	T25	34,000.00
1993	63	73	72	69	277	1	540,000.00
1995	74	73	75	74	296	T25	51,000.00
Total							\$737,500.00

Gamez, Robert (75.00)

Year	1st	2nd	3rd	4th	Total	Finish	Money
1990	76	73	81	70	300	30	\$40,000.00
Total							\$40,000.00

Garcia, Sergio (69.11)

Year	1st	2nd	3rd	4th	Total	Finish	Money
2001	69	67	66	68	270	T2	\$385,000.00
2002	71	73	72	69	285	28	82,000.00
2004	71	70	69	71	281	T15	123,800.00
2005	66	72	71	72	281	T20	123,500.00
2007	68	64	64	70	266	4	336,000.00
2008	70	65	67	71	273	2	756,000.00
2012	69	73	71	68	281	T15	167,200.00
2013	68	71	69	67	275	T9	227,733.33
2014	69	71	70	66	276	T9	231,666.67
Total							\$2,432,900.00

Garrigus, Robert (69.75)

Year	1st	2nd	3rd	4th	Total	Finish	Money
2012	68	69	69	73	279	T10	\$205,760.00
Total							\$205,760.00

Gay, Brian (73.00)

Year	1st	2nd	3rd	4th	Total	Finish	Money
2009	72	72	76	72	292	T28	\$122,250.00
Total							\$122,250.00

Geiberger, Brent (68.50)

Year	1st	2nd	3rd	4th	Total	Finish	Money
1999	68	69	68	69	274	3	\$345,000.00
Total							\$345,000.00

Glasson, Bill (70.25)

Year	1st	2nd	3rd	4th	Total	Finish	Money
1989	74	71	74	71	290	29	\$40,500.00
1994	66	68	71	71	276	T4	132,000.00
1997	68	69	68	72	277	T4	176,000.00
Total							\$348,500.00

Glover, Lucas (70.58)

Year	1st	2nd	3rd	4th	Total	Finish	Money
2005	72	70	73	74	289	29	\$105,300.00
2006	73	71	66	68	278	T8	215,000.00
2009	68	71	72	69	280	T10	202,500.00
Total							\$522,800.00

Goosen, Retief (68.75)

Year	1st	2nd	3rd	4th	Total	Finish	Money
2002	69	69	72	67	277	T9	\$146,000.00
2003	69	67	67	69	272	3	414,000.00
2004	70	66	69	64	269	1	1,080,000.00
2005	64	66	69	74	273	T4	283,833.33
2006	68	71	68	67	274	4	345,000.00
2009	69	72	72	73	286	23	135,000.00
2010	71	66	66	71	274	3	517,500.00
Total							\$2,921,333.33

Grady, Wayne (71.00)

Year	1st	2nd	3rd	4th	Total	Finish	Money
1989	75	67	71	74	287	T22	\$44,000.00
1990	72	67	73	69	281	9	75,000.00
Total							\$119,000.00

Green, Ken (70.00)

Year	1st	2nd	3rd	4th	Total	Finish	Money
1988	67	70	69	74	280	T3	\$104,666.66
Total							\$104,666.66

Grillo, Emiliano (69.50)

Year	1st	2nd	3rd	4th	Total	Finish	Money
2016	73	70	66	69	278	T10	\$218,620.00
Total							\$218,620.00

Haas, Bill (70.56)

Year	1st	2nd	3rd	4th	Total	Finish	Money
2011	68	67	69	68	272	1	\$1,440,000.00
2013	70	69	69	74	282	T24	139,200.00
2014	68	71	73	70	282	16	175,000.00
2015	72	73	72	76	293	26	138,600.00
Total							\$1,892,800.00

Individual Player Records

Haas, Jay (70.96)

Year	1st	2nd	3rd	4th	Total	Finish	Money
1988	69	71	70	76	286	T14	\$44,266.66
1992	72	66	73	73	284	T7	59,000.00
1993	70	69	72	70	281	T10	83,100.00
1994	69	71	71	66	277	6	108,000.00
1995	75	74	73	72	294	T20	55,800.00
2003	77	71	70	71	289	29	92,400.00
2004	67	66	68	75	276	T7	198,000.00
Total							\$640,566.66

Hamilton, Todd (72.50)

Year	1st	2nd	3rd	4th	Total	Finish	Money
2004	72	72	76	70	290	28	\$93,600.00
Total							\$93,600.00

Hammond, Donnie (69.75)

Year	1st	2nd	3rd	4th	Total	Finish	Money
1989	65	73	69	72	279	5	\$100,000.00
Total							\$100,000.00

Harrington, Padraig (68.94)

Year	1st	2nd	3rd	4th	Total	Finish	Money
2004	69	75	68	68	280	14	\$134,400.00
2005	71	66	68	69	274	T7	209,625.00
2007	63	70	67	73	273	T11	167,300.00
2009	67	69	71	69	276	T4	330,000.00
Total							\$841,325.00

Hart, Dudley (70.50)

Year	1st	2nd	3rd	4th	Total	Finish	Money
2008	73	69	71	69	282	T10	\$180,040.00
Total							\$180,040.00

Henke, Nolan (71.88)

Year	1st	2nd	3rd	4th	Total	Finish	Money
1991	69	70	74	72	285	T5	\$71,000.00
1993	69	72	74	75	290	T23	52,800.00
Total							\$123,800.00

Henley, Russell (69.25)

Year	1st	2nd	3rd	4th	Total	Finish	Money
2014	70	68	67	72	277	12	\$210,000.00
Total							\$210,000.00

Henry, J.J. (70.50)

Year	1st	2nd	3rd	4th	Total	Finish	Money
2006	71	73	69	69	282	T12	\$163,150.00
Total							\$163,150.00

Hensby, Mark (68.75)

Year	1st	2nd	3rd	4th	Total	Finish	Money
2004	69	70	69	67	275	T4	\$248,000.00
Total							\$248,000.00

Herron, Tim (71.17)

Year	1st	2nd	3rd	4th	Total	Finish	Money
1999	66	72	71	68	277	T9	\$142,333.33
2003	79	69	74	77	299	31	90,000.00
2005	73	68	71	66	278	T14	143,866.67
Total							\$376,200.00

Hoch, Scott (71.68)

Year	1st	2nd	3rd	4th	Total	Finish	Money
1987	72	66	71	67	276	T12	\$48,800.00
1988	70	76	70	78	294	28	32,800.00
1989	71	71	68	71	281	T7	82,500.00
1991	69	75	76	71	291	T21	37,200.00
1994	74	74	68	68	284	T20	57,000.00
1995	75	72	71	79	297	T27	49,200.00
1996	73	73	67	74	287	T18	58,800.00
1997	68	65	74	73	280	T10	110,800.00
1998	73	71	74	72	290	T21	73,600.00
2001	74	71	70	72	287	29	81,000.00
Total							\$631,700.00

Hoffman, Charley (70.25)

Year	1st	2nd	3rd	4th	Total	Finish	Money
2010	71	67	69	70	277	6	\$270,000.00
2015	73	72	70	70	285	T22	148,500.00
Total							\$418,500.00

Hoffmann, Morgan (73.00)

Year	1st	2nd	3rd	4th	Total	Finish	Money
2014	70	73	73	76	292	T27	\$135,000.00
Total							\$135,000.00

Holmes, J.B. (70.38)

Year	1st	2nd	3rd	4th	Total	Finish	Money
2015	68	72	68	69	277	T8	\$255,750.00
2016	73	71	70	72	286	27	141,100.00
Total							\$396,850.00

Horschel, Billy (67.88)

Year	1st	2nd	3rd	4th	Total	Finish	Money
2013	66	70	70	68	274	T7	\$264,000.00
2014	66	66	69	68	269	1	1,440,000.00
Total							\$1,704,000.00

Howell III, Charles (68.95)

Year	1st	2nd	3rd	4th	Total	Finish	Money
2002	66	69	69	66	270	2	\$540,000.00
2003	67	67	67	70	271	2	648,000.00
2005	67	68	70	78	283	T24	111,800.00
2007	68	71	68	74	281	28	114,800.00
2011	67	71	68	68	274	T6	272,000.00
Total							\$1,686,600.00

Huh, John (73.50)

Year	1st	2nd	3rd	4th	Total	Finish	Money
2012	74	70	73	77	294	29	\$129,600.00
Total							\$129,600.00

Hulbert, Mike (73.38)

Year	1st	2nd	3rd	4th	Total	Finish	Money
1989	73	75	70	67	285	T14	\$53,400.00
1991	75	75	73	79	302	30	32,000.00
Total							\$85,400.00

Huston, John (70.75)

Year	1st	2nd	3rd	4th	Total	Finish	Money
1990	72	71	76	76	295	T28	\$40,750.00
1992	70	68	70	77	285	T13	43,114.28
1993	72	68	68	70	278	T2	198,750.00
1994	74	68	66	72	280	T10	81,000.00
1998	72	72	70	68	282	T11	105,200.00
1999	68	71	69	68	276	T5	177,500.00
2000	72	65	76	72	285	T25	85,000.00
Total							\$731,314.28

Imada, Ryuji (71.50)

Year	1st	2nd	3rd	4th	Total	Finish	Money
2008	75	72	71	68	286	T17	\$138,600.00
Total							\$138,600.00

Immelman, Trevor (69.88)

Year	1st	2nd	3rd	4th	Total	Finish	Money
2006	73	66	69	69	277	T5	\$266,000.00
2008	68	73	71	70	282	T10	180,040.00
Total							\$446,040.00

Irwin, Hale (71.50)

Year	1st	2nd	3rd	4th	Total	Finish	Money
1990	75	70	70	72	287	T19	\$48,500.00
1994	70	74	67	74	285	T22	54,600.00
Total							\$103,100.00

Jacobson, Freddie (70.00)

Year	1st	2nd	3rd	4th	Total	Finish	Money
2011	70	67	68	75	280	T16	\$162,400.00
Total							\$162,400.00

Jacobsen, Peter (71.75)

Year	1st	2nd	3rd	4th	Total	Finish	Money
1988	71	70	67	73	281	6	\$72,000.00
1990	70	70	73	74	287	T19	48,500.00
1995	73	70	73	77	293	T16	60,900.00
Total							\$181,400.00

Individual Player Records

Janzen, Lee (72.10)

Year	1st	2nd	3rd	4th	Total	Finish	Money
1992	70	69	72	68	279	T2	\$177,000.00
1993	73	68	74	74	289	22	55,200.00
1995	75	70	71	78	294	T20	55,800.00
1997	71	75	70	73	289	T26	66,400.00
1998	77	72	71	71	291	T24	68,200.00
Total							\$422,600.00

Jobe, Brandt (71.00)

Year	1st	2nd	3rd	4th	Total	Finish	Money
2005	73	71	70	70	284	27	\$107,900.00
Total							\$107,900.00

Johnson, Dustin (69.89)

Year	1st	2nd	3rd	4th	Total	Finish	Money
2009	69	74	73	73	289	27	\$124,500.00
2010	73	71	73	66	283	T22	136,500.00
2011	70	73	70	70	283	T23	142,400.00
2012	69	67	73	70	279	T10	205,760.00
2013	68	68	67	69	272	5	320,000.00
2015	69	72	71	64	276	T5	302,500.00
2016	66	67	69	73	275	T6	297,500.00
Total							\$1,529,160.00

Johnson, Zach (69.61)

Year	1st	2nd	3rd	4th	Total	Finish	Money
2004	68	71	71	69	279	13	\$141,600.00
2006	71	69	71	73	284	16	137,800.00
2007	71	66	60	68	265	T2	619,500.00
2009	70	72	73	67	282	T16	156,000.00
2010	74	72	66	67	279	T9	208,125.00
2012	68	69	70	74	281	T15	167,200.00
2013	69	68	69	68	274	T7	264,000.00
2014	68	74	72	71	285	21	154,000.00
2015	66	70	71	70	277	T8	255,750.00
Total							\$2,103,975.00

Jones, Steve (71.67)

Year	1st	2nd	3rd	4th	Total	Finish	Money
1989	72	69	71	73	285	T14	\$53,400.00
1996	67	73	70	77	287	T18	58,800.00
1997	72	68	70	78	288	25	68,800.00
Total							\$181,000.00

Kaye, Jonathan (69.25)

Year	1st	2nd	3rd	4th	Total	Finish	Money
2003	69	70	68	70	277	7	\$204,000.00
Total							\$204,000.00

Kaymer, Martin (72.00)

Year	1st	2nd	3rd	4th	Total	Finish	Money
2014	73	69	73	73	288	T23	\$143,000.00
Total							\$143,000.00

Kelly, Jerry (69.25)

Year	1st	2nd	3rd	4th	Total	Finish	Money
2002	71	69	67	67	274	4	\$240,000.00
2003	68	74	70	68	280	T13	131,850.00
2004	67	71	71	65	274	3	414,000.00
2009	71	67	71	71	280	T10	202,500.00
Total							\$988,350.00

Kim, Anthony (68.50)

Year	1st	2nd	3rd	4th	Total	Finish	Money
2008	64	69	72	69	274	T3	\$409,500.00
Total							\$409,500.00

Kim, Si Woo (69.50)

Year	1st	2nd	3rd	4th	Total	Finish	Money
2016	67	72	74	65	278	T10	\$218,620.00
Total							\$218,620.00

Kirk, Chris (68.25)

Year	1st	2nd	3rd	4th	Total	Finish	Money
2014	66	68	71	68	273	T4	\$343,333.34
Total							\$343,333.34

Kisner, Kevin (72.75)

Year	1st	2nd	3rd	4th	Total	Finish	Money
2015	76	77	72	73	298	28	\$135,300.00
2016	67	70	76	71	284	26	142,800.00
Total							\$278,100.00

Kite, Tom (70.39)

Year	1st	2nd	3rd	4th	Total	Finish	Money
1987	75	70	70	65	280	T17	\$39,600.00
1988	72	65	70	72	279	2	216,000.00
1989	69	65	74	68	276	1	450,000.00
1990	73	71	70	72	286	18	50,000.00
1992	73	68	74	70	285	T13	43,114.29
1993	69	68	72	71	280	T7	96,000.00
1994	69	72	72	72	285	T22	54,600.00
Total							\$949,314.29

Knox, Russell (70.50)

Year	1st	2nd	3rd	4th	Total	Finish	Money
2016	73	66	71	72	282	23	\$153,000.00
Total							\$153,000.00

Koch, Gary (71.25)

Year	1st	2nd	3rd	4th	Total	Finish	Money
1988	71	72	68	74	285	T8	\$55,800.00
Total							\$55,800.00

Koepka, Brooks (71.00)

Year	1st	2nd	3rd	4th	Total	Finish	Money
2015	68	74	72	70	284	T18	\$160,050.00
Total							\$160,050.00

Kuchar, Matt (70.11)

Year	1st	2nd	3rd	4th	Total	Finish	Money
2010	72	70	72	71	285	T25	\$127,500.00
2011	67	70	71	73	281	T20	152,000.00
2012	67	69	70	73	279	T10	205,760.00
2013	69	74	69	71	283	T26	133,600.00
2014	68	71	69	70	278	13	200,000.00
2015	71	70	69	68	278	T10	228,525.00
2016	69	73	68	69	279	T15	183,600.00
Total							\$1,230,985.00

Laird, Martin (73.75)

Year	1st	2nd	3rd	4th	Total	Finish	Money
2010	75	73	74	73	295	30	\$120,000.00
Total							\$120,000.00

Langer, Bernhard (69.38)

Year	1st	2nd	3rd	4th	Total	Finish	Money
1987	68	69	69	74	280	T17	\$39,600.00
2001	65	68	69	73	275	T10	136,666.66
Total							\$176,266.66

Langham, Franklin (72.00)

Year	1st	2nd	3rd	4th	Total	Finish	Money
2000	75	70	74	69	288	28	\$82,000.00
Total							\$82,000.00

Lee, Danny (68.75)

Year	1st	2nd	3rd	4th	Total	Finish	Money
2015	69	72	69	65	275	T2	\$618,750.00
Total							\$618,750.00

Lehman, Tom (70.44)

Year	1st	2nd	3rd	4th	Total	Finish	Money
1992	70	70	73	72	285	T13	\$43,114.28
1994	73	70	72	74	289	28	49,200.00
1995	71	70	73	76	290	12	76,800.00
1996	66	67	64	71	268	1	540,000.00
1997	72	71	68	71	282	T15	86,400.00
1998	67	70	75	72	284	15	88,000.00
1999	72	67	68	73	280	T15	103,200.00
2000	72	72	67	70	281	T18	98,000.00
2001	69	68	72	68	277	T15	108,000.00
Total							\$1,192,714.28

Individual Player Records

Leishman, Marc (73.00)

Year	1st	2nd	3rd	4th	Total	Finish	Money
2009	70	74	70	78	292	T28	\$122,250.00
Total							\$122,250.00

Leonard, Justin (70.43)

Year	1st	2nd	3rd	4th	Total	Finish	Money
1995	70	70	72	74	286	T7	\$99,000.00
1996	73	68	68	70	279	T6	102,000.00
1997	70	69	72	68	279	T8	124,000.00
1998	68	72	68	72	280	T5	146,666.66
1999	67	73	69	70	279	T12	122,000.00
2000	69	69	73	69	280	T16	104,000.00
2001	69	66	71	77	283	T22	91,000.00
2002	71	73	71	65	280	T18	97,000.00
2003	69	69	73	73	284	T21	103,200.00
2005	70	74	71	72	287	T8	106,600.00
2008	73	69	73	67	282	T10	180,040.00
Total							\$1,275,506.66

Levi, Wayne (69.25)

Year	1st	2nd	3rd	4th	Total	Finish	Money
1989	71	72	63	72	278	T3	\$146,250.00
1990	75	71	67	63	276	T3	146,250.00
Total							\$292,500.00

Lewis, J.L. (72.00)

Year	1st	2nd	3rd	4th	Total	Finish	Money
2003	75	68	71	74	288	T8	\$93,600.00
Total							\$93,600.00

Lickliter II, Frank (70.25)

Year	1st	2nd	3rd	4th	Total	Finish	Money
2001	65	73	69	74	281	T20	\$95,000.00
Total							\$95,000.00

Lietzke, Bruce (70.88)

Year	1st	2nd	3rd	4th	Total	Finish	Money
1988	69	68	70	78	285	T8	\$55,800.00
1991	71	69	72	71	283	4	96,000.00
1992	72	72	72	70	286	T20	38,000.00
1994	69	71	71	69	280	T10	81,000.00
Total							\$270,800.00

Love III, Davis (70.63)

Year	1st	2nd	3rd	4th	Total	Finish	Money
1990	70	72	72	70	284	T12	\$62,500.00
1991	72	72	75	71	290	T19	38,800.00
1992	68	76	75	72	291	T25	34,000.00
1993	77	72	73	71	293	T27	49,800.00
1995	74	73	74	72	293	T16	60,900.00
1996	72	71	71	70	284	T13	73,200.00
1997	68	68	69	70	275	3	276,000.00
1998	70	71	70	70	281	T8	120,533.33
1999	64	69	73	67	273	2	540,000.00
2000	66	71	71	68	276	T8	150,666.66
2001	70	72	66	69	277	T15	108,000.00
2002	72	70	68	65	275	T5	190,000.00
2003	73	67	67	69	276	T5	228,000.00
2005	68	71	65	69	273	T4	283,833.33
2006	82	71	71	73	297	T27	107,900.00
Total							\$2,324,133.32

Lowery, Steve (70.25)

Year	1st	2nd	3rd	4th	Total	Finish	Money
1994	66	69	72	72	279	T8	\$93,000.00
2001	67	70	73	75	285	T25	86,000.00
2002	65	71	73	70	279	T13	111,200.00
Total							\$290,200.00

Lyle, Sandy (71.75)

Year	1st	2nd	3rd	4th	Total	Finish	Money
1988	72	71	68	76	287	T17	\$39,600.00
Total							\$39,600.00

Magee, Andrew (71.83)

Year	1st	2nd	3rd	4th	Total	Finish	Money
1991	74	72	70	74	290	T19	\$38,800.00
1997	69	70	70	73	282	T15	86,400.00
1998	73	73	75	69	290	T21	73,600.00
Total							\$198,800.00

Maggert, Jeff (71.42)

Year	1st	2nd	3rd	4th	Total	Finish	Money
1993	71	74	69	70	284	T15	\$66,000.00
1994	72	66	70	70	278	7	102,000.00
1996	78	76	70	71	295	T27	49,500.00
1997	78	72	71	70	291	T29	64,800.00
1998	73	70	71	71	285	T16	84,800.00
1999	73	72	64	72	281	T20	96,000.00
Total							\$463,100.00

Mahaffey, John (72.00)

Year	1st	2nd	3rd	4th	Total	Finish	Money
1989	80	68	68	72	288	T27	\$41,500.00
Total							\$41,500.00

Mahan, Hunter (70.00)

Year	1st	2nd	3rd	4th	Total	Finish	Money
2007	65	68	65	71	269	T5	\$266,000.00
2008	74	75	68	69	286	T17	138,600.00
2009	71	73	72	71	287	T24	132,000.00
2010	69	71	73	68	281	T15	162,000.00
2011	67	68	66	71	272	2	864,000.00
2012	68	73	71	66	278	T8	248,000.00
2013	70	69	71	69	279	T20	152,000.00
2014	74	72	71	71	288	T23	143,000.00
Total							\$2,105,600.00

Marino, Steve (69.50)

Year	1st	2nd	3rd	4th	Total	Finish	Money
2009	69	71	67	71	278	T7	\$247,500.00
Total							\$247,500.00

Maruyama, Shigeki (70.38)

Year	1st	2nd	3rd	4th	Total	Finish	Money
2002	68	73	70	68	279	T13	\$111,200.00
2004	73	76	67	68	284	T19	112,500.00
Total							\$223,700.00

Matsuyama, Hideki (70.00)

Year	1st	2nd	3rd	4th	Total	Finish	Money
2014	71	71	71	73	286	T22	\$150,000.00
2015	69	72	69	70	280	T12	196,350.00
2016	66	71	68	69	274	5	340,000.00
Total							\$686,350.00

Mattiace, Len (70.00)

Year	1st	2nd	3rd	4th	Total	Finish	Money
2002	68	68	74	70	280	T18	\$97,000.00
Total							\$97,000.00

May, Bob (70.75)

Year	1st	2nd	3rd	4th	Total	Finish	Money
2000	71	72	70	70	283	T22	\$91,000.00
Total							\$91,000.00

Mayfair, Billy (70.93)

Year	1st	2nd	3rd	4th	Total	Finish	Money
1990	69	66	70	68	273	2	\$270,000.00
1993	77	77	74	71	299	T30	48,000.00
1995	68	70	69	73	280	1	540,000.00
1998	66	77	71	69	283	T13	95,200.00
2001	72	74	72	68	286	T26	83,000.00
2005	72	69	71	71	283	T24	111,800.00
2008	72	71	69	70	282	T10	180,040.00
Total							\$1,328,040.00

McCallister, Blaine (71.75)

Year	1st	2nd	3rd	4th	Total	Finish	Money
1989	70	75	74	68	287	T22	\$44,000.00
Total							\$44,000.00

McCarron, Scott (69.83)

Year	1st	2nd	3rd	4th	Total	Finish	Money
1997	69	70	71	71	281	T12	\$97,600.00
2001	70	70	70	69	279	T18	100,000.00
2002	70	69	69	70	278	T11	131,500.00
Total							\$329,100.00

Individual Player Records

McCumber, Mark (70.63)

Year	1st	2nd	3rd	4th	Total	Finish	Money
1987	74	66	70	74	284	26	\$33,600.00
1988	73	70	70	73	286	T14	44,266.67
1989	74	70	68	74	286	T19	48,000.00
1994	66	71	69	68	274	1	540,000.00
Total							\$665,866.67

McGirt, William (70.00)

Year	1st	2nd	3rd	4th	Total	Finish	Money
2016	77	69	66	68	280	T17	\$166,600.00
Total							\$166,600.00

McGovern, Jim (71.25)

Year	1st	2nd	3rd	4th	Total	Finish	Money
1993	71	70	73	71	285	T16	\$62,400.00
Total							\$62,400.00

McIlroy, Rory (68.75)

Year	1st	2nd	3rd	4th	Total	Finish	Money
2012	69	68	68	74	279	T10	\$205,760.00
2014	69	65	67	71	272	T2	708,000.00
2015	66	71	70	74	281	T16	171,600.00
2016	68	70	66	64	268	1	1,530,000.00
Total							\$2,615,360.00

Mediate, Rocco (71.92)

Year	1st	2nd	3rd	4th	Total	Finish	Money
1991	73	74	72	75	294	T26	\$33,400.00
1993	78	70	70	72	290	T23	52,800.00
2002	74	73	68	64	279	T13	111,200.00
Total							\$197,400.00

Mickelson, Phil (70.17)

Year	1st	2nd	3rd	4th	Total	Finish	Money
1993	71	75	74	74	294	28	\$49,200.00
1994	68	71	70	74	283	T17	60,000.00
1995	79	73	68	75	295	24	52,800.00
1996	67	75	68	73	283	12	76,800.00
1997	69	72	73	72	286	T22	72,800.00
1998	73	74	69	70	286	17	81,600.00
1999	73	68	70	71	282	T21	91,000.00
2000	67	69	65	66	267	1	900,000.00
2002	70	69	67	69	275	T5	190,000.00
2004	71	72	67	74	284	T19	112,500.00
2007	68	66	70	71	275	20	134,400.00
2008	68	68	69	69	274	T3	409,500.00
2009	73	67	66	65	271	1	1,350,000.00
2010	69	72	68	74	283	T22	136,500.00
2011	68	70	67	71	276	10	227,200.00
2012	69	71	72	69	281	T15	167,200.00
2013	71	67	70	68	276	T12	200,000.00
2016	74	72	69	66	281	22	156,400.00
Total							\$4,467,900.00

Mize, Larry (71.42)

Year	1st	2nd	3rd	4th	Total	Finish	Money
1987	66	73	67	70	276	T12	\$48,800.00
1990	75	76	69	75	295	T28	40,750.00
1993	69	76	71	70	286	T18	58,800.00
Total							\$148,350.00

Moore, Ryan (68.42)

Year	1st	2nd	3rd	4th	Total	Finish	Money
2010	70	72	68	69	279	T9	\$208,125.00
2012	69	70	65	70	274	T3	468,000.00
2016	70	68	66	64	268	T2	752,250.00
Total							\$1,428,375.00

Morgan, Gil (71.38)

Year	1st	2nd	3rd	4th	Total	Finish	Money
1990	73	70	69	73	285	T14	\$54,250.00
1993	70	71	71	74	286	T18	58,800.00
Total							\$113,050.00

Mudd, Jodie (70.25)

Year	1st	2nd	3rd	4th	Total	Finish	Money
1988	70	71	68	76	285	T8	\$55,800.00
1989	72	72	70	71	285	T14	53,400.00
1990	68	69	68	68	273	1	450,000.00
Total							\$559,200.00

Na, Kevin (71.65)

Year	1st	2nd	3rd	4th	Total	Finish	Money
2009	73	70	75	75	293	30	\$120,000.00
2010	69	68	69	76	282	T17	147,000.00
2014	70	66	75	73	284	T19	160,000.00
2015	68	73	70	70	281	T16	171,600.00
2016	77	74	72	70	293	29	137,700.00
Total							\$736,300.00

Nelson, Larry (71.75)

Year	1st	2nd	3rd	4th	Total	Finish	Money
1987	76	68	68	69	281	T21	\$36,800.00
1988	75	69	73	76	293	T26	33,400.00
Total							\$70,200.00

Nobilo, Frank (71.25)

Year	1st	2nd	3rd	4th	Total	Finish	Money
1997	70	72	72	71	285	T20	\$76,000.00
Total							\$76,000.00

Norman, Greg (70.79)

Year	1st	2nd	3rd	4th	Total	Finish	Money
1987	67	70	68	66	271	3	\$138,000.00
1988	75	76	74	79	304	30	32,000.00
1989	67	74	68	75	284	T11	64,166.66
1990	66	71	71	71	279	T7	82,500.00
1992	70	70	73	71	284	T7	59,000.00
1993	72	67	68	71	278	T2	198,750.00
1994	69	75	66	71	281	T13	71,400.00
1995	72	70	74	71	287	T9	87,600.00
1996	73	72	67		212	W/D	
1997	73	69	69	70	281	T12	97,600.00
Total							\$831,016.66

O'Grady, Mac (70.00)

Year	1st	2nd	3rd	4th	Total	Finish	Money
1987	70	70	75	65	280	T17	\$39,600.00
Total							\$39,600.00

O'Hair, Sean (69.25)

Year	1st	2nd	3rd	4th	Total	Finish	Money
2005	73	73	64	66	276	12	\$167,700.00
2009	66	70	70	69	275	3	517,500.00
2016	74	68	73	65	280	T17	166,600.00
Total							\$851,800.00

O'Meara, Mark (71.65)

Year	1st	2nd	3rd	4th	Total	Finish	Money
1987	69	69	66	71	275	T10	\$55,400.00
1988	70	73	77	79	299	29	32,400.00
1989	67	71	71	71	280	6	90,000.00
1990	74	70	73	67	284	T12	62,500.00
1991	72	72	72	73	289	T16	41,066.67
1992	72	75	76	71	294	29	32,400.00
1995	71	74	71	75	291	T13	71,400.00
1996	74	71	71	71	287	T18	58,800.00
1997	68	74	72	70	284	T17	80,000.00
1998	71	70	71	71	283	T13	95,200.00
Total							\$619,166.67

Oberholser, Arron (71.25)

Year	1st	2nd	3rd	4th	Total	Finish	Money
2006	71	70	72	72	285	17	\$132,600.00
Total							\$132,600.00

Ogilvy, Geoff (70.88)

Year	1st	2nd	3rd	4th	Total	Finish	Money
2006	74	72	71	71	288	T19	\$126,100.00
2007	68	70	62	74	274	T17	140,000.00
2009	75	73	64	70	282	T16	156,000.00
2010	66	67	72	75	280	T13	178,500.00
2011	69	68	72	68	277	T11	210,400.00
2014	77	77	73	73	300	29	132,000.00
Total							\$943,000.00

Olazabal, Jose Maria (71.75)

Year	1st	2nd	3rd	4th	Total	Finish	Money
2002	74	71	71	71	287	29	\$81,000.00
Total							\$81,000.00

Individual Player Records

Oosthuizen, Louis (71.75)

Year	1st	2nd	3rd	4th	Total	Finish	Money
2012	70	71	69	77	287	T23	\$140,800.00
Total							\$140,800.00

Overton, Jeff (72.75)

Year	1st	2nd	3rd	4th	Total	Finish	Money
2010	75	70	73	73	291	29	\$121,500.00
Total							\$121,500.00

Palmer, Ryan (70.38)

Year	1st	2nd	3rd	4th	Total	Finish	Money
2010	74	72	73	70	289	28	\$123,000.00
2014	69	67	69	69	274	7	\$275,000.00
Total							\$398,000.00

Pampling, Rod (70.75)

Year	1st	2nd	3rd	4th	Total	Finish	Money
2006	73	71	73	66	283	T14	\$146,900.00
Total							\$146,900.00

Parnevik, Jesper (69.67)

Year	1st	2nd	3rd	4th	Total	Finish	Money
1997	66	73	69	70	278	T6	\$140,000.00
1998	70	70	67	68	275	T3	\$234,000.00
2000	72	67	72	72	283	T22	\$91,000.00
Total							\$465,000.00

Pate, Steve (71.80)

Year	1st	2nd	3rd	4th	Total	Finish	Money
1987	69	68	74	70	281	T21	\$36,800.00
1988	70	72	69	76	287	T17	\$39,600.00
1991	75	74	71	74	294	T26	\$33,400.00
1992	71	76	76	72	295	30	\$32,000.00
1999	67	69	69	74	279	T12	\$122,000.00
Total							\$263,800.00

Paulson, Dennis (71.75)

Year	1st	2nd	3rd	4th	Total	Finish	Money
1999	72	70	69	76	287	29	\$81,000.00
Total							\$81,000.00

Pavin, Corey (70.59)

Year	1st	2nd	3rd	4th	Total	Finish	Money
1987	73	65	68	68	274	T5	\$68,800.00
1990	74	71	72	71	288	21	\$47,000.00
1991	74	69	72	72	287	T10	\$54,000.00
1992	74	68	69	68	279	T2	\$177,000.00
1993	68	73	72	67	280	T7	\$96,000.00
1994	69	69	70	72	280	T10	\$81,000.00
1995	72	70	68	73	283	T2	\$265,500.00
1996	71	73	73	71	288	T21	\$55,800.00
Total							\$845,100.00

Peoples, David (73.25)

Year	1st	2nd	3rd	4th	Total	Finish	Money
1992	75	72	73	73	293	T27	\$33,000.00
Total							\$33,000.00

Pernice Jr., Tom (69.25)

Year	1st	2nd	3rd	4th	Total	Finish	Money
2006	69	72	67	69	277	T5	\$266,000.00
Total							\$266,000.00

Perry, Chris (68.88)

Year	1st	2nd	3rd	4th	Total	Finish	Money
1999	70	64	69	72	275	4	\$240,000.00
2000	69	65	74	68	276	T8	\$150,666.67
Total							\$390,666.67

Perry, Kenny (70.68)

Year	1st	2nd	3rd	4th	Total	Finish	Money
1994	75	69	72	72	288	T26	\$50,100.00
1995	76	72	70	76	294	T20	\$55,800.00
1996	73	68	70	66	277	4	\$144,000.00
2001	70	67	65	69	271	T5	\$202,500.00
2002	71	69	68	72	280	T18	\$97,000.00
2003	67	73	70	69	279	T9	\$163,650.00
2004	76	72	70	73	291	29	\$92,400.00
2005	65	73	71	72	281	T20	\$123,500.00
2008	76	75	67	72	290	T24	\$120,400.00
2009	72	66	64	74	276	T4	\$330,000.00
Total							\$1,379,350.00

Pettersson, Carl (71.50)

Year	1st	2nd	3rd	4th	Total	Finish	Money
2006	77	70	71	69	287	18	\$130,000.00
2008	76	72	71	68	287	21	\$131,600.00
2012	71	67	75	71	284	T20	\$152,000.00
Total							\$413,600.00

Piercy, Scott (71.38)

Year	1st	2nd	3rd	4th	Total	Finish	Money
2012	67	73	71	70	281	T15	\$167,200.00
2015	74	73	73	70	290	25	\$141,900.00
Total							\$309,100.00

Pohl, Dan (71.88)

Year	1st	2nd	3rd	4th	Total	Finish	Money
1987	73	68	69	75	285	T27	\$33,000.00
1988	72	69	71	78	290	23	\$36,000.00
Total							\$69,000.00

Points, D.A. (70.75)

Year	1st	2nd	3rd	4th	Total	Finish	Money
2013	72	67	70	74	283	T26	\$133,600.00
Total							\$133,600.00

Pooley, Don (68.75)

Year	1st	2nd	3rd	4th	Total	Finish	Money
1987	71	68	68	68	275	T10	\$55,400.00
Total							\$55,400.00

Price, Nick (71.25)

Year	1st	2nd	3rd	4th	Total	Finish	Money
1987	67	71	69	67	274	T5	\$68,800.00
1990	68	68	71	70	277	5	\$100,000.00
1991	70	67	75	73	285	T5	\$71,000.00
1992	74	70	72	69	285	T13	\$43,114.29
1993	72	68	75	71	286	T18	\$58,800.00
1994	71	74	67	72	284	T20	\$57,000.00
1995	77	73	74	75	299	30	\$48,000.00
1997	70	71	73	75	289	T26	\$66,400.00
1998	74	76	72	75	297	30	\$64,000.00
1999	70	66	72	74	282	T21	\$91,000.00
2000	70	68	68	67	273	T3	\$261,666.67
2002	73	68	68	72	281	T22	\$91,000.00
2003	73	69	75	76	293	30	\$91,200.00
Total							\$1,111,980.96

Purdy, Ted (69.75)

Year	1st	2nd	3rd	4th	Total	Finish	Money
2005	71	69	69	70	279	T17	\$130,000.00
Total							\$130,000.00

Purtzer, Tom (74.25)

Year	1st	2nd	3rd	4th	Total	Finish	Money
1991	73	72	75	77	297	29	\$32,400.00
Total							\$32,400.00

Quigley, Brett (70.50)

Year	1st	2nd	3rd	4th	Total	Finish	Money
2006	71	68	73	70	282	T12	\$163,150.00
Total							\$163,150.00

Reavie, Chez (71.25)

Year	1st	2nd	3rd	4th	Total	Finish	Money
2011	66	77	68	74	285	T26	\$132,800.00
Total							\$132,800.00

Individual Player Records

Reed, Patrick (71.75)

Year	1st	2nd	3rd	4th	Total	Finish	Money
2014	67	74	74	69	284	T19	\$160,000.00
2015	72	74	77	71	294	27	136,950.00
2016	73	70	70	70	283	T24	147,900.00
					Total		\$444,850.00

Reid, Mike (71.25)

Year	1st	2nd	3rd	4th	Total	Finish	Money
1987	69	66	74	70	279	16	\$42,400.00
1988	72	72	68	73	285	T8	55,800.00
1989	73	75	71	72	291	30	40,000.00
					Total		\$138,200.00

Riley, Chris (69.50)

Year	1st	2nd	3rd	4th	Total	Finish	Money
2002	72	69	74	68	283	T26	\$83,500.00
2003	69	68	66	70	273	4	288,000.00
					Total		\$371,500.00

Roberts, Loren (71.04)

Year	1st	2nd	3rd	4th	Total	Finish	Money
1990	73	70	71	71	285	T14	\$54,250.00
1994	71	70	68	70	279	T8	93,000.00
1995	73	68	74	73	288	11	81,000.00
1997	72	68	69	70	279	T8	124,000.00
1999	73	72	68	69	282	T21	91,000.00
2000	70	74	73	70	287	27	83,000.00
2002	71	71	77	70	289	30	80,000.00
					Total		\$606,250.00

Rollins, John (69.75)

Year	1st	2nd	3rd	4th	Total	Finish	Money
2002	70	71	70	68	279	T13	\$111,200.00
2007	64	69	73	73	279	25	120,400.00
					Total		\$231,600.00

Romero, Andres (72.75)

Year	1st	2nd	3rd	4th	Total	Finish	Money
2008	73	68	78	72	291	T27	\$115,500.00
					Total		\$115,500.00

Rose, Justin (68.89)

Year	1st	2nd	3rd	4th	Total	Finish	Money
2007	69	71	66	67	273	T11	\$167,300.00
2010	74	68	72	67	281	T15	162,000.00
2011	69	75	70	67	281	T20	152,000.00
2012	66	68	68	71	273	2	864,000.00
2013	68	68	70	67	273	6	288,000.00
2014	72	66	66	69	273	T4	343,333.33
2015	70	68	71	66	275	T2	618,750.00
					Total		\$2,595,383.33

Rummells, Dave (71.50)

Year	1st	2nd	3rd	4th	Total	Finish	Money
1989	72	70	69	75	286	T19	\$48,000.00
					Total		\$48,000.00

Sabbatini, Rory (69.92)

Year	1st	2nd	3rd	4th	Total	Finish	Money
2004	71	68	71	68	278	T10	\$158,200.00
2006	74	75	71	70	290	T22	118,300.00
2007	68	68	67	68	271	T9	204,400.00
					Total		\$480,900.00

Schulz, Ted (71.75)

Year	1st	2nd	3rd	4th	Total	Finish	Money
1989	73	69	69	75	286	T19	\$48,000.00
1991	70	71	75	72	288	T13	46,466.67
					Total		\$94,466.67

Schwartzel, Charl (71.00)

Year	1st	2nd	3rd	4th	Total	Finish	Money
2013	68	79	77	66	290	29	\$129,600.00
2016	74	67	66	71	278	T10	218,620.00
					Total		\$348,220.00

Scott, Adam (69.55)

Year	1st	2nd	3rd	4th	Total	Finish	Money
2004	75	71	69	70	285	T21	\$105,600.00
2005	73	69	65	67	274	T7	209,625.00
2006	69	67	67	66	269	1	1,170,000.00
2007	65	66	71	78	280	T26	116,900.00
2010	74	71	69	74	288	27	124,500.00
2011	67	65	74	68	274	T6	272,000.00
2012	68	73	70	72	283	19	156,800.00
2013	65	69	74	69	277	T14	173,600.00
2014	69	72	65	70	276	T9	231,666.66
2016	69	71	71	65	276	T8	263,500.00
					Total		\$2,824,191.66

Senden, John (71.38)

Year	1st	2nd	3rd	4th	Total	Finish	Money
2009	70	70	69	71	280	T10	\$202,500.00
2011	73	71	69	71	284	25	137,600.00
2012	72	68	73	75	288	26	134,400.00
2014	72	75	69	74	290	26	138,000.00
					Total		\$612,500.00

Simpson, Scott (70.00)

Year	1st	2nd	3rd	4th	Total	Finish	Money
1987	73	71	69	65	278	15	\$44,000.00
1993	68	70	70	70	278	T2	198,750.00
1995	71	70	74	69	284	T4	132,000.00
					Total		\$374,750.00

Simpson, Tim (70.75)

Year	1st	2nd	3rd	4th	Total	Finish	Money
1989	75	75	67	70	287	T22	\$44,000.00
1990	66	73	70	70	279	T7	82,500.00
					Total		\$126,500.00

Simpson, Webb (69.75)

Year	1st	2nd	3rd	4th	Total	Finish	Money
2011	69	70	70	73	282	22	\$147,200.00
2012	71	68	70	66	275	T5	304,000.00
2013	68	71	69	63	271	4	384,000.00
2014	74	72	72	70	288	T23	143,000.00
					Total		\$978,200.00

Sindelar, Joey (72.00)

Year	1st	2nd	3rd	4th	Total	Finish	Money
1988	68	73	67	80	288	T21	\$37,200.00
					Total		\$37,200.00

Singh, Vijay (69.42)

Year	1st	2nd	3rd	4th	Total	Finish	Money
1993	70	71	74	70	285	T16	\$62,400.00
1995	69	71	72	73	285	6	108,000.00
1996	66	71	69	74	280	T9	87,600.00
1997	70	70	70	70	280	T10	110,800.00
1998	63	70	70	71	274	2	432,000.00
1999	74	68	70	65	277	T9	142,333.34
2000	69	66	65	73	273	T3	261,666.66
2001	70	73	68	67	278	17	102,000.00
2002	65	71	65	67	268	1	900,000.00
2003	73	68	67	68	276	T5	228,000.00
2004	69	73	70	65	277	9	180,000.00
2005	69	69	68	67	273	T4	283,833.34
2006	69	72	65	72	278	T8	215,000.00
2007	68	68	65	69	270	T7	231,000.00
2008	73	74	72	70	289	T22	127,400.00
2011	74	67	70	69	280	T16	162,400.00
					Total		\$3,634,433.34

Slocum, Heath (69.75)

Year	1st	2nd	3rd	4th	Total	Finish	Money
2007	71	64	69	70	274	T17	\$140,000.00
2009	73	68	71	72	284	T19	144,000.00
					Total		\$284,000.00

Individual Player Records

Sluman, Jeff (70.86)

Year	1st	2nd	3rd	4th	Total	Finish	Money
1987	74	71	70	70	285	T27	\$33,000.00
1988	72	75	71	75	293	T26	33,400.00
1991	74	71	69	73	287	T10	54,000.00
1992	73	73	74	65	285	T13	43,114.29
1996	71	74	67	68	280	T9	87,600.00
1998	68	72	71	71	282	T11	105,200.00
1999	69	70	69	68	276	T5	177,500.00
2001	73	70	66	72	281	T20	95,000.00
2002	72	72	68	70	282	T24	87,000.00
Total							\$715,814.29

Snedeker, Brandt (69.83)

Year	1st	2nd	3rd	4th	Total	Finish	Money
2007	71	72	68	71	282	T29	\$112,700.00
2011	68	69	74	69	280	T16	162,400.00
2012	68	70	64	68	270	1	1,440,000.00
2013	69	75	67	68	279	T20	152,000.00
2015	68	72	75	70	285	T22	148,500.00
2016	72	69	72	67	280	T17	166,600.00
Total							\$2,182,200.00

Spieth, Jordan (69.56)

Year	1st	2nd	3rd	4th	Total	Finish	Money
2013	68	67	71	64	270	T2	\$708,000.00
2014	71	70	80	71	292	T27	135,000.00
2015	68	66	68	69	271	1	1,485,000.00
2016	68	72	72	68	280	T17	166,600.00
Total							\$2,494,600.00

Springer, Mike (70.75)

Year	1st	2nd	3rd	4th	Total	Finish	Money
1994	72	67	73	71	283	T17	\$60,000.00
Total							\$60,000.00

Stadler, Craig (71.56)

Year	1st	2nd	3rd	4th	Total	Finish	Money
1989	71	75	72	67	285	T14	\$53,400.00
1991	68	68	72	71	279	1	360,000.00
1992	69	71	72	73	285	T13	43,114.28
1993	71	75	73	77	296	29	48,600.00
Total							\$505,114.28

Stankowski, Paul (71.00)

Year	1st	2nd	3rd	4th	Total	Finish	Money
1997	70	69	72	73	284	T17	\$80,000.00
Total							\$80,000.00

Stenson, Henrik (67.75)

Year	1st	2nd	3rd	4th	Total	Finish	Money
2013	64	66	69	68	267	1	\$1,440,000.00
2015	63	68	72	72	275	T2	618,750.00
Total							\$2,058,750.00

Stewart, Payne (71.72)

Year	1st	2nd	3rd	4th	Total	Finish	Money
1987	72	69	68	72	281	T21	\$36,800.00
1988	73	70	64	73	280	T3	104,666.67
1989	69	70	71	66	276	2	270,000.00
1990	77	71	73	70	291	T25	42,500.00
1991	69	76	75	71	291	T21	37,200.00
1993	74	72	73	73	292	26	50,400.00
1995	69	75	74	75	293	T16	60,900.00
1998	69	72	76	74	291	T24	68,200.00
Total							\$670,666.67

Strange, Curtis (71.33)

Year	1st	2nd	3rd	4th	Total	Finish	Money
1987	73	74	73	73	293	30	\$32,000.00
1988	64	71	70	74	279	1	360,000.00
1989	68	75	68	73	284	T11	64,166.67
Total							\$456,166.67

Streb, Robert (71.00)

Year	1st	2nd	3rd	4th	Total	Finish	Money
2015	75	75	69	65	284	T18	\$160,050.00
Total							\$160,050.00

Streelman, Kevin (70.13)

Year	1st	2nd	3rd	4th	Total	Finish	Money
2010	70	70	69	70	279	T9	\$208,125.00
2013	69	72	74	67	282	T24	139,200.00
Total							\$347,325.00

Stricker, Steve (70.00)

Year	1st	2nd	3rd	4th	Total	Finish	Money
1996	70	68	72	65	275	3	\$207,000.00
1998	69	71	71	69	280	T5	146,666.67
2001	74	70	72	68	284	24	88,000.00
2007	69	67	71	67	274	T17	140,000.00
2008	74	74	70	72	290	T24	120,400.00
2009	70	72	66	69	277	6	270,000.00
2010	74	68	68	75	285	T25	127,500.00
2011	68	70	69	72	279	15	176,000.00
2012	67	73	73	73	286	22	147,200.00
2013	66	71	68	65	270	T2	708,000.00
Total							\$2,130,766.67

Sutherland, Kevin (70.75)

Year	1st	2nd	3rd	4th	Total	Finish	Money
2008	71	71	69	72	283	15	\$154,000.00
Total							\$154,000.00

Sutton, Hal (70.32)

Year	1st	2nd	3rd	4th	Total	Finish	Money
1987	71	69	67	67	274	T5	\$68,800.00
1989	70	73	73	71	287	T2	44,000.00
1994	73	70	74	69	286	T24	52,200.00
1998	69	67	68	70	274	1	720,000.00
1999	72	70	64	71	277	T9	142,333.33
2000	70	74	73	68	285	T25	85,000.00
2001	70	73	70	73	286	T26	83,000.00
Total							\$1,195,333.33

Tennyson, Brian (72.75)

Year	1st	2nd	3rd	4th	Total	Finish	Money
1990	75	72	71	73	291	T25	\$42,500.00
Total							\$42,500.00

Thomas, Justin (68.75)

Year	1st	2nd	3rd	4th	Total	Finish	Money
2016	68	71	69	67	275	T6	\$297,500.00
Total							\$297,500.00

Todd, Brendon (70.75)

Year	1st	2nd	3rd	4th	Total	Finish	Money
2014	70	75	72	66	283	T17	\$168,000.00
Total							\$168,000.00

Tolles, Tommy (73.00)

Year	1st	2nd	3rd	4th	Total	Finish	Money
1996	73	77	74	68	292	25	\$51,600.00
1997	68	71	77	76	292	30	64,000.00
Total							\$115,600.00

Toms, David (69.68)

Year	1st	2nd	3rd	4th	Total	Finish	Money
1999	73	68	67	71	279	T12	\$122,000.00
2000	69	67	70	71	277	T11	128,333.33
2001	73	66	64	67	270	T2	385,000.00
2002	70	66	70	67	273	3	345,000.00
2003	69	69	74	72	284	T21	103,200.00
2004	68	73	70	67	278	T10	158,200.00
2005	72	72	68	70	282	T22	118,300.00
2006	74	71	71	67	283	T14	146,900.00
2009	74	66	70	71	281	T13	174,000.00
2011	73	65	73	69	280	T16	162,400.00
Total							\$1,843,333.33

Trahan, D.J. (71.50)

Year	1st	2nd	3rd	4th	Total	Finish	Money
2008	71	72	71	72	286	T17	\$138,600.00
Total							\$138,600.00

Tringale, Cameron (70.25)

Year	1st	2nd	3rd	4th	Total	Finish	Money
2014	68	68	74	71	281	15	\$180,000.00
Total							\$180,000.00

Individual Player Records

Triplett, Kirk (71.17)

Year	1st	2nd	3rd	4th	Total	Finish	Money
1995	77	71	69	77	294	T20	\$55,800.00
2000	69	69	70	68	276	T8	150,666.67
2003	70	71	72	71	284	T21	103,200.00
Total							\$309,666.67

Tryba, Ted (70.50)

Year	1st	2nd	3rd	4th	Total	Finish	Money
1999	70	70	69	73	282	T21	\$91,000.00
Total							\$91,000.00

Tway, Bob (71.25)

Year	1st	2nd	3rd	4th	Total	Finish	Money
1988	69	70	71	75	285	T8	\$55,800.00
1989	72	70	73	72	287	T22	44,000.00
1990	72	71	71	71	285	T14	54,250.00
1995	70	75	72	75	292	T5	66,000.00
1998	71	70	70	70	281	T8	120,533.33
2003	72	68	72	68	280	T13	131,850.00
Total							\$472,433.33

Vegas, Jhonattan (70.75)

Year	1st	2nd	3rd	4th	Total	Finish	Money
2016	70	73	71	69	283	T24	\$147,900.00
Total							\$147,900.00

Van Pelt, Bo (69.83)

Year	1st	2nd	3rd	4th	Total	Finish	Money
2010	74	69	69	72	284	24	\$132,000.00
2011	71	70	66	68	275	9	240,000.00
2012	67	68	71	73	279	T10	205,760.00
Total							\$577,760.00

Verplank, Scott (69.28)

Year	1st	2nd	3rd	4th	Total	Finish	Money
1988	69	70	72	74	285	T8	\$55,800.00
1998	70	70	71	69	280	T5	146,666.67
2000	71	70	67	70	278	14	116,000.00
2001	67	65	68	71	271	T5	202,500.00
2003	71	71	69	68	279	T9	163,650.00
2004	74	67	68	67	276	T7	198,000.00
2005	67	66	69	69	271	3	461,500.00
2007	66	68	67	68	269	T5	266,000.00
2009	70	71	74	70	285	22	138,000.00
Total							\$1,748,116.67

Villegas, Camilo (68.58)

Year	1st	2nd	3rd	4th	Total	Finish	Money
2007	67	68	70	66	271	T9	\$204,400.00
2008	72	66	69	66	273	1	1,260,000.00
2010	73	69	68	69	279	T9	208,125.00
Total							\$1,672,525.00

Wadkins, Bobby (70.75)

Year	1st	2nd	3rd	4th	Total	Finish	Money
1987	73	73	70	67	283	T24	\$34,800.00
Total							\$34,800.00

Wadkins, Lanny (72.13)

Year	1st	2nd	3rd	4th	Total	Finish	Money
1987	71	72	74	69	286	29	\$32,400.00
1988	72	70	67	77	286	T14	44,266.67
1990	73	71	74	72	290	24	44,000.00
1991	74	73	72	73	292	23	36,000.00
Total							\$156,666.67

Waldorf, Duffy (71.08)

Year	1st	2nd	3rd	4th	Total	Finish	Money
1992	70	73	70	71	284	T7	\$59,000.00
1996	74	76	72	71	293	26	50,400.00
1999	66	74	66	70	276	T5	177,500.00
Total							\$286,900.00

Walker, Jimmy (71.17)

Year	1st	2nd	3rd	4th	Total	Finish	Money
2014	73	69	69	72	283	T17	\$168,000.00
2015	73	71	74	66	284	T18	160,050.00
2016	74	74	71	68	287	28	139,400.00
Total							\$467,450.00

Watney, Nick (70.55)

Year	1st	2nd	3rd	4th	Total	Finish	Money
2009	70	69	71	71	281	T13	\$174,000.00
2010	71	74	63	67	275	T4	330,000.00
2011	72	67	72	74	285	T26	132,800.00
2012	75	74	70	74	293	28	131,200.00
2013	72	65	70	70	277	T14	173,600.00
Total							\$941,600.00

Watson, Bubba (70.32)

Year	1st	2nd	3rd	4th	Total	Finish	Money
2008	71	74	74	76	295	30	\$112,000.00
2010	75	69	67	71	282	T17	147,000.00
2011	71	64	79	69	283	T23	142,400.00
2012	69	66	70	70	275	T5	304,000.00
2014	67	73	67	73	280	14	190,000.00
2015	70	71	68	67	276	T5	302,500.00
2016	72	73	66	67	278	T10	218,620.00
Total							\$1,416,520.00

Watson, Tom (69.50)

Year	1st	2nd	3rd	4th	Total	Finish	Money
1987	65	66	69	68	268	1	\$360,000.00
1996	70	70	69	70	279	T6	102,000.00
1998	73	71	69	74	287	T18	79,200.00
Total							\$541,200.00

Weekley, Boo (71.00)

Year	1st	2nd	3rd	4th	Total	Finish	Money
2007	70	67	68	71	276	T21	\$130,200.00
2013	70	75	73	74	292	30	128,000.00
Total							\$258,200.00

Weibring, D.A. (71.50)

Year	1st	2nd	3rd	4th	Total	Finish	Money
1987	68	71	73	71	283	T24	\$34,800.00
1991	71	73	74	71	289	T16	41,066.67
Total							\$75,866.67

Weir, Mike (70.11)

Year	1st	2nd	3rd	4th	Total	Finish	Money
1999	76	73	68	68	285	T26	\$83,000.00
2000	70	69	71	72	282	21	94,000.00
2001	68	66	68	68	270	1	900,000.00
2003	72	73	67	71	283	T19	112,500.00
2004	69	69	67	70	275	T4	248,000.00
2008	70	69	71	70	280	T6	238,000.00
2009	72	72	70	74	288	T25	127,500.00
Total							\$1,803,000.00

Westwood, Lee (73.75)

Year	1st	2nd	3rd	4th	Total	Finish	Money
2012	72	73	76	74	295	30	\$128,000.00
Total							\$128,000.00

Wetterich, Brett (71.50)

Year	1st	2nd	3rd	4th	Total	Finish	Money
2006	75	74	69	72	290	T22	\$118,300.00
2007	68	69	70	75	282	T29	112,700.00
Total							\$231,000.00

Wiebe, Mark (73.00)

Year	1st	2nd	3rd	4th	Total	Finish	Money
1988	76	64	74	78	292	T24	\$34,800.00
Total							\$34,800.00

Wilson, Dean (72.00)

Year	1st	2nd	3rd	4th	Total	Finish	Money
2006	75	72	71	70	288	T19	\$126,100.00
Total							\$126,100.00

Wilson, Mark (71.25)

Year	1st	2nd	3rd	4th	Total	Finish	Money
2011	72	70	74	69	285	T26	\$132,800.00
Total							\$132,800.00

Individual Player Records

Woodland, Gary (69.50)

Year	1st	2nd	3rd	4th	Total	Finish	Money
2011	72	68	72	66	278	T13	\$190,400.00
2013	70	67	71	72	280	T22	145,600.00
2014	71	75	63	67	276	T9	231,666.67
2016	72	70	69	67	278	T10	218,620.00
Total							\$786,286.67

Woods, Tiger (69.00)

Year	1st	2nd	3rd	4th	Total	Finish	Money
1996	70	78	72	68	288	T21	\$55,800.00
1997	69	68	75	69	281	T12	97,600.00
1998	75	76	69	69	289	20	76,800.00
1999	67	66	67	69	269	1	900,000.00
2000	68	66	66	69	269	2	540,000.00
2001	70	67	69	70	276	T13	119,000.00
2002	71	68	67	70	276	T7	165,000.00
2003	70	70	71	74	285	26	96,000.00
2004	72	64	65	72	273	2	648,000.00
2005	66	67	67	69	269	2	715,000.00
2007	64	63	64	66	257	1	1,260,000.00
2009	67	68	69	70	274	2	810,000.00
2012	66	73	67	72	278	T8	248,000.00
2013	73	71	69	67	280	T22	145,600.00
Total							\$5,876,800.00

Yang, Y.E. (71.50)

Year	1st	2nd	3rd	4th	Total	Finish	Money
2009	71	75	66	71	283	18	\$150,000.00
2011	72	70	75	72	289	29	129,600.00
Total							\$279,600.00

Zoeller, Fuzzy (68.50)

Year	1st	2nd	3rd	4th	Total	Finish	Money
1994	71	69	66	68	274	2	\$324,000.00
Total							\$324,000.00

Championship Summaries 1987-2016



Jordan Spieth was the youngest FedExCup champion in 2015 – this year he can join Tiger Woods (2007, 2009) as the second two-time winner.

Championship Summaries

Nabisco Championships of Golf

1987



Tom Watson

San Antonio, TX October 29-November 1, 1987
Oak Hills CC

Purse: \$2,000,000
Par/Yards: 35-35—70/6,576

LEADERS

First Round

Tom Watson	65 (-5)
David Frost	66 (-4)
Larry Mize	66 (-4)
Mark Calcavecchia	67 (-3)
Greg Norman	67 (-3)
Nick Price	67 (-3)

Second Round

Tom Watson	131 (-9)
Mark Calcavecchia	135 (-5)
Ben Crenshaw	135 (-5)
Mike Reid	135 (-5)
David Frost	137 (-3)
Bernhard Langer	137 (-3)
Greg Norman	137 (-3)
Steve Pate	137 (-3)

Third Round

Tom Watson	200 (-10)
Mark Calcavecchia	204 (-6)
Mark O'Meara	204 (-6)
Greg Norman	205 (-5)
Paul Azinger	206 (-4)
Chip Beck	206 (-4)
Bernhard Langer	206 (-4)
Larry Mize	206 (-4)
Corey Pavin	206 (-4)

PRO-AM: \$12,500. Individual—Larry Mize, Dan Pohl, 65, \$1,125 each. Team—David Frost, Paul Azinger, Tom Watson, 55, \$1,041.67 each.

WEATHER: Perfect every day with stronger breezes on Friday and Saturday.

Player	Pos.	Score	Official Money
TOM WATSON	1	65-66-69-68	268 \$360,000.00
Chip Beck	2	71-67-68-64	270 216,000.00
Greg Norman	3	67-70-68-66	271 138,000.00
Paul Azinger	4	73-66-67-67	273 96,000.00
Hal Sutton	T5	71-69-67-67	274 68,800.00
Mark Calcavecchia	T5	67-68-69-70	274 68,800.00
Corey Pavin	T5	73-65-68-68	274 68,800.00
Ben Crenshaw	T5	68-67-75-64	274 68,800.00
Nick Price	T5	67-71-69-67	274 68,800.00
Mark O'Meara	T10	69-69-66-71	275 55,400.00
Don Pooley	T10	71-68-68-68	275 55,400.00
Scott Hoch	T12	72-66-71-67	276 48,800.00
Larry Mize	T12	66-73-67-70	276 48,800.00
Fred Couples	T12	73-67-67-69	276 48,800.00
Scott Simpson	15	73-71-69-65	278 44,000.00

Player	Pos.	Score	Official Money
Mike Reid	16	69-66-74-70	279 \$42,400.00
David Frost	T17	66-71-73-70	280 39,600.00
Tom Kite	T17	75-70-70-65	280 39,600.00
Bernhard Langer	T17	68-69-69-74	280 39,600.00
Mac O'Grady	T17	70-70-75-65	280 39,600.00
Larry Nelson	T21	76-68-68-69	281 36,800.00
Payne Stewart	T21	72-69-68-72	281 36,800.00
Steve Pate	T21	69-68-74-70	281 36,800.00
Bobby Wadkins	T24	73-73-70-67	283 34,800.00
D.A. Weibring	T24	68-71-73-71	283 34,800.00
Mark McCumber	26	74-66-70-74	284 33,600.00
Dan Pohl	27	73-68-69-75	285 33,000.00
Jeff Sluman	27	74-71-70-70	285 33,000.00
Lanny Wadkins	29	71-72-74-69	286 32,400.00
Curtis Strange	30	73-74-73-73	293 32,000.00

Nabisco Golf Championships

1988



Curtis Strange

Pebble Beach, CA November 10-13, 1988
Pebble Beach GL

Purse: \$2,000,000
Par/Yards: 36-36—72/6,799

LEADERS

First Round

Curtis Strange	64 (-8)
Ken Green	67 (-5)
Joey Sindelar	68 (-4)
David Frost	69 (-3)
Jay Haas	69 (-3)
Bruce Lietzke	69 (-3)
Bob Tway	69 (-3)
Scott Verplank	69 (-3)

Second Round

Curtis Strange	135 (-9)
Ken Green	137 (-7)
Tom Kite	137 (-7)
Bruce Lietzke	137 (-7)
Bob Tway	139 (-5)
Scott Verplank	139 (-5)

Third Round

Curtis Strange	205 (-11)
Mark Calcavecchia	206 (-10)
Ken Green	206 (-10)
Tom Kite	207 (-9)
Bruce Lietzke	207 (-9)
Payne Stewart	207 (-9)

PRO-AM: \$15,000. Individual—David Frost, 66, \$1,500. Team—Tom Kite, Mike Reid, 150, \$1,350 each.

WEATHER: Pleasant first three days with some wind. Sunday wind gusted up to 30 miles per hour with heavy rain in the afternoon. Play suspended at 1:55 p.m. Play resumed at 3:22. After 72 holes, Curtis Strange and Tom Kite were tied at 9-under-par 279. Due to darkness, the playoff was scheduled for 9 a.m. Monday. Weather was sunny.

Player	Pos.	Score	Official Money
CURTIS STRANGE	1	64-71-70-74	279 \$360,000.00
<i>Strange won playoff with birdie on second extra hole.</i>			
Tom Kite	2	72-65-70-72	279 216,000.00
Mark Calcavecchia	T3	70-71-65-74	280 104,666.67
Payne Stewart	T3	73-70-64-73	280 104,666.67
Ken Green	T3	67-70-69-74	280 104,666.66
Peter Jacobsen	6	71-70-67-73	281 72,000.00
Fred Couples	7	75-67-67-73	282 68,000.00
Jodie Mudd	T8	70-71-68-76	285 55,800.00
Gary Koch	T8	71-72-68-74	285 55,800.00
Scott Verplank	T8	69-70-72-74	285 55,800.00
Mike Reid	T8	72-72-68-73	285 55,800.00
Bruce Lietzke	T8	69-68-70-78	285 55,800.00
Bob Tway	T8	69-70-71-75	285 55,800.00
Lanny Wadkins	T14	72-70-67-77	286 44,266.67
Mark McCumber	T14	73-70-70-73	286 44,266.67

Player	Pos.	Score	Official Money
Jay Haas	T14	69-71-70-76	286 \$44,266.66
Steve Pate	T17	70-72-69-76	287 39,600.00
David Frost	T17	69-71-70-77	287 39,600.00
Sandy Lyle	T17	72-71-68-76	287 39,600.00
Paul Azinger	T17	73-70-69-75	287 39,600.00
Ben Crenshaw	T21	72-71-69-76	288 37,200.00
Joey Sindelar	T21	68-73-67-80	288 37,200.00
Dan Pohl	23	72-69-71-78	290 36,000.00
Chip Beck	T24	71-69-73-79	292 34,800.00
Mark Wiebe	T24	76-64-74-78	292 34,800.00
Larry Nelson	T26	75-69-73-76	293 33,400.00
Jeff Sluman	T26	72-75-71-75	293 33,400.00
Scott Hoch	28	70-76-70-78	294 32,800.00
Mark O'Meara	29	70-73-77-79	299 32,400.00
Greg Norman	30	75-76-74-79	304 32,000.00

Championship Summaries

Nabisco Championships

1989



Tom Kite

Houston, TX
Harbour Town GL

October 26-29, 1989

Purse: \$2,500,000

Par/Yards: 36-35—71/6,657

LEADERS	First Round	Second Round	Third Round
	Donnie Hammond..... 65 (-6)	Tom Kite..... 134 (-8)	Wayne Levi..... 206 (-7)
	Greg Norman..... 67 (-4)	Donnie Hammond..... 138 (-4)	Donnie Hammond..... 207 (-6)
	Mark O'Meara..... 67 (-4)	Mark O'Meara..... 138 (-4)	Tom Kite..... 208 (-5)
	Fred Couples..... 68 (-3)	Chip Beck..... 139 (-3)	Fred Couples..... 209 (-4)
	Curtis Strange..... 68 (-3)	Payne Stewart..... 139 (-3)	Greg Norman..... 209 (-4)
	Tom Kite..... 69 (-2)		Mark O'Meara..... 209 (-4)
	Payne Stewart..... 69 (-2)		

PRO-AM: \$15,000. Individual—Greg Norman, 65, \$1,500. Team—Greg Norman, Mark O'Meara, 56, \$2,325 each.

WEATHER: Mostly sunny each day, but the winds were strong and swirling on Friday.

Player	Pos.	Score	Official Money	Player	Pos.	Score	Official Money
TOM KITE 1	69-65-74-68	276	\$450,000.00	Steve Jones..... T14	72-69-71-73	285	\$53,400.00
Kite won playoff with par on second extra hole.				Jodie Mudd..... T14	72-72-70-71	285	53,400.00
Payne Stewart..... 2	69-70-71-66	276	270,000.00	Craig Stadler..... T14	71-75-72-67	285	53,400.00
Paul Azinger..... T3	71-73-67-67	278	146,250.00	Mark McCumber..... T19	74-70-68-74	286	48,000.00
Wayne Levi..... T3	71-72-63-72	278	146,250.00	Dave Rummells..... T19	72-70-69-75	286	48,000.00
Donnie Hammond..... 5	65-73-69-72	279	100,000.00	Ted Schulz..... T19	73-69-69-75	286	48,000.00
Mark O'Meara..... 6	67-71-71-71	280	90,000.00	Wayne Grady..... T22	75-67-71-74	287	44,000.00
Fred Couples..... T7	68-74-67-72	281	82,500.00	Blaine McCallister..... T22	70-75-74-68	287	44,000.00
Scott Hoch..... T7	71-71-68-71	281	82,500.00	Tim Simpson..... T22	75-75-67-70	287	44,000.00
Chip Beck..... T9	71-68-73-71	283	73,000.00	Hal Sutton..... T22	70-73-73-71	287	44,000.00
Mark Calcavecchia..... T9	70-75-68-70	283	73,000.00	Bob Tway..... T22	72-70-73-72	287	44,000.00
David Frost..... T11	70-76-67-71	284	64,166.67	John Mahaffey..... 27	80-68-68-72	288	41,500.00
Curtis Strange..... T11	68-75-68-73	284	64,166.67	Mike Donald..... 28	70-74-72-73	289	41,000.00
Greg Norman..... T11	67-74-68-75	284	64,166.66	Bill Glasson..... 29	74-71-74-71	290	40,500.00
Ben Crenshaw..... T14	73-72-71-69	285	53,400.00	Mike Reid..... 30	73-75-71-72	291	40,000.00
Mike Hulbert..... T14	73-75-70-67	285	53,400.00				

Nabisco Championships

1990



Jodie Mudd

Houston, TX
Champions GC

October 25-28, 1990

Purse: \$2,500,000

Par/Yards: 36-35—71/7,187

LEADERS	First Round	Second Round	Third Round
	Greg Norman..... 66 (-5)	Billy Mayfair..... 135 (-7)	Billy Mayfair..... 205 (-8)
	Tim Simpson..... 66 (-5)	Nick Price..... 136 (-6)	Jodie Mudd..... 205 (-8)
	Jodie Mudd..... 68 (-3)	Chip Beck..... 137 (-5)	Nick Price..... 207 (-6)
	Nick Price..... 68 (-3)	Jodie Mudd..... 137 (-5)	Ian Baker-Finch..... 208 (-5)
	Chip Beck..... 69 (-2)	Greg Norman..... 137 (-5)	Chip Beck..... 208 (-5)
	Billy Mayfair..... 69 (-2)		Greg Norman..... 208 (-5)

PRO-AM: \$15,000. Individual—Hale Irwin, 64, \$1,500. Team—Steve Elkington, Mark Calcavecchia, 55, \$1,350 each.

WEATHER: Perfect every day.

Player	Pos.	Score	Official Money	Player	Pos.	Score	Official Money
JODIE MUDD 1	68-69-68-68	273	\$450,000.00	Loren Roberts..... T14	73-70-71-71	285	\$54,250.00
Mudd won playoff with birdie on first extra hole.				Bob Tway..... T14	72-71-71-71	285	54,250.00
Billy Mayfair..... 2	69-66-70-68	273	270,000.00	Tom Kite..... 18	73-71-70-72	286	50,000.00
Ian Baker-Finch..... T3	71-70-67-68	276	146,250.00	Hale Irwin..... T19	75-70-70-72	287	48,500.00
Wayne Levi..... T3	75-71-67-63	276	146,250.00	Peter Jacobsen..... T19	70-70-73-74	287	48,500.00
Nick Price..... 5	68-68-71-70	277	100,000.00	Corey Pavin..... 21	74-71-72-71	288	47,000.00
Chip Beck..... 6	69-68-71-70	278	90,000.00	John Cook..... T22	72-74-70-73	289	45,500.00
Greg Norman..... T7	66-71-71-71	279	82,500.00	Fred Couples..... T22	73-75-70-71	289	45,500.00
Tim Simpson..... T7	66-73-70-70	279	82,500.00	Lanny Wadkins..... 24	73-71-74-72	290	44,000.00
Wayne Grady..... 9	72-67-73-69	281	75,000.00	Payne Stewart..... T25	77-71-73-70	291	42,500.00
Steve Elkington..... 10	72-72-66-72	282	71,000.00	Brian Tennyson..... T25	75-72-71-73	291	42,500.00
Paul Azinger..... 11	73-71-68-71	283	67,500.00	Jim Gallagher, Jr..... 27	73-74-76-69	292	41,500.00
Davis Love III..... T12	70-72-72-70	284	62,500.00	John Huston..... T28	72-71-76-76	295	40,750.00
Mark O'Meara..... T12	74-70-73-67	284	62,500.00	Larry Mize..... T28	75-76-69-75	295	40,750.00
Mark Calcavecchia..... T14	71-75-73-66	285	54,250.00	Robert Gamez..... 30	76-73-81-70	300	40,000.00
Gil Morgan..... T14	73-70-69-73	285	54,250.00				

Championship Summaries

TOUR Championship

1991



Craig Stadler

Pinehurst, NC October 31-November 2, 1991
Pinehurst Resort CC, No. 2

Purse: \$2,000,000
Par/Yards: 35-36—71/7,005

LEADERS	First Round	Second Round	Third Round
	Ian Baker-Finch..... 68 (-3)	Craig Stadler..... 136 (-6)	Russ Cochran..... 208 (-5)
	Russ Cochran..... 68 (-3)	Paul Azinger..... 137 (-5)	Craig Stadler..... 208 (-5)
	John Daly..... 68 (-3)	Russ Cochran..... 137 (-5)	Fred Couples..... 211 (-2)
	Craig Stadler..... 68 (-3)	Nick Price..... 137 (-5)	John Daly..... 212 (-1)
	Paul Azinger..... 69 (-2)	Nolan Henke..... 139 (-3)	Bruce Lietzke..... 212 (-1)
	Jay Don Blake..... 69 (-2)		Nick Price..... 212 (-1)
	Steve Elkington..... 69 (-2)		
	Nolan Henke..... 69 (-2)		
	Scott Hoch..... 69 (-2)		
	Payne Stewart..... 69 (-2)		

PRO-AM: \$10,000. Individual—Nick Price, 68, \$1,000. Team—Craig Stadler, Jay Don Blake, Payne Stewart, 58, \$833.33 each.

WEATHER: Cool mornings, pleasant during most days with some wind on Saturday. Chilly with rain on Sunday.

Player	Pos.	Score	Official Money
CRAIG STADLER 1	68-68-72-71	279	\$360,000.00
<i>Stadler won playoff with birdie on second extra hole.</i>			
Russ Cochran..... 2	68-69-71-71	279	216,000.00
John Daly..... 3	68-76-68-70	282	138,000.00
Bruce Lietzke..... 4	71-69-72-71	283	96,000.00
Chip Beck..... T5	72-70-72-71	285	71,000.00
Nolan Henke..... T5	69-70-74-72	285	71,000.00
Jim Gallagher, Jr. T5	71-74-69-71	285	71,000.00
Nick Price..... T5	70-67-75-73	285	71,000.00
Steve Elkington..... 9	69-75-71-71	286	60,000.00
Corey Pavin..... T10	74-69-72-72	287	54,000.00
Ian Baker-Finch..... T10	68-76-71-72	287	54,000.00
Jeff Sluman..... T10	74-71-69-73	287	54,000.00
Ted Schulz..... T13	70-71-75-72	288	46,466.67
Jay Don Blake..... T13	69-72-74-73	288	46,466.67
Billy Andrade..... T13	73-74-68-73	288	46,466.67

Player	Pos.	Score	Official Money
D.A. Weirbring..... T16	71-73-74-71	289	\$41,066.67
Mark O'Meara..... T16	72-72-72-73	289	41,066.67
Fred Couples..... T16	72-73-66-78	289	41,066.66
Davis Love III..... T19	72-72-75-71	290	38,800.00
Andrew Magee..... T19	74-72-70-74	290	38,800.00
Scott Hoch..... T21	69-75-76-71	291	37,200.00
Payne Stewart..... T21	69-76-75-71	291	37,200.00
Lanny Wadkins..... T23	74-73-72-73	292	36,000.00
Mark Brooks..... T24	78-72-71-72	293	34,800.00
Paul Azinger..... T24	69-68-78-78	293	34,800.00
Steve Pate..... T26	75-74-71-74	294	33,400.00
Rocco Mediate..... T26	73-74-72-75	294	33,400.00
John Cook..... 28	73-71-75-77	296	32,800.00
Tom Purtzer..... 29	73-72-75-77	297	32,400.00
Mike Hulbert..... 30	75-75-73-79	302	32,000.00

TOUR Championship

1992



Paul Azinger

Pinehurst, NC October 29-November 1, 1992
Pinehurst Resort CC, No. 2

Purse: \$2,000,000
Par/Yards: 35-36—71/7,005

LEADERS	First Round	Second Round	Third Round
	Keith Clearwater..... 68 (-3)	Paul Azinger..... 136 (-6)	Paul Azinger..... 205 (-8)
	Davis Love III..... 68 (-3)	David Frost..... 137 (-5)	John Huston..... 208 (-5)
	David Frost..... 69 (-2)	Dan Forsman..... 138 (-4)	Dan Forsman..... 210 (-3)
	Craig Stadler..... 69 (-2)	Jay Haas..... 138 (-4)	David Frost..... 211 (-2)
	Paul Azinger..... 70 (-1)	John Huston..... 138 (-4)	Jay Haas..... 211 (-2)
	Brad Faxon..... 70 (-1)		Lee Janzen..... 211 (-2)
	John Huston..... 70 (-1)		Corey Pavin..... 211 (-2)
	Lee Janzen..... 70 (-1)		
	Tom Lehman..... 70 (-1)		

PRO-AM: \$10,000. Individual—Tom Kite, Nick Price, 67, \$900 each. Team—Steve Pate, John Huston, David Edwards, Tom Lehman, 56, \$775 each.

WEATHER: Sunny and warm Thursday and Friday. Overcast and cool Saturday and Sunday.

Player	Pos.	Score	Official Money
PAUL AZINGER 1	70-66-69-71	276	\$360,000.00
Lee Janzen..... T2	70-69-72-68	279	177,000.00
Corey Pavin..... T2	74-68-69-68	279	177,000.00
Keith Clearwater..... 4	68-75-72-67	282	96,000.00
Fred Couples..... T5	73-78-66-66	283	76,000.00
Raymond Floyd..... T5	72-71-71-69	283	76,000.00
Brad Faxon..... T7	70-71-72-71	284	59,000.00
Dan Forsman..... T7	71-67-72-74	284	59,000.00
David Frost..... T7	69-68-74-73	284	59,000.00
Jay Haas..... T7	72-66-73-73	284	59,000.00
Greg Norman..... T7	70-70-73-71	284	59,000.00
Duffy Waldorf..... T7	70-73-70-71	284	59,000.00
John Cook..... T13	74-70-73-68	285	43,114.29
Tom Kite..... T13	73-68-74-70	285	43,114.29
Nick Price..... T13	74-70-72-69	285	43,114.29

Player	Pos.	Score	Official Money
Jeff Sluman..... T13	73-73-74-65	285	\$43,114.29
John Huston..... T13	70-68-70-77	285	43,114.28
Tom Lehman..... T13	70-70-73-72	285	43,114.28
Craig Stadler..... T13	69-71-72-73	285	43,114.28
Chip Beck..... T20	71-70-75-70	286	38,000.00
Bruce Lietzke..... T20	72-72-72-70	286	38,000.00
Billy Ray Brown..... T22	72-71-73-72	288	36,000.00
David Edwards..... T22	71-71-72-74	288	36,000.00
Steve Elkington..... T22	71-73-71-73	288	36,000.00
Jim Gallagher, Jr. T25	73-74-73-71	291	34,000.00
Davis Love III..... T25	68-76-75-72	291	34,000.00
Mark Brooks..... T27	73-73-72-75	293	33,000.00
David Peoples..... T27	75-72-73-73	293	33,000.00
Mark O'Meara..... 29	72-75-76-71	294	32,400.00
Steve Pate..... 30	71-76-76-72	295	32,000.00

Championship Summaries

TOUR Championship

1993



Jim Gallagher, Jr.

San Francisco, CA
The Olympic Club (Lake Course)

October 28-31, 1993

Purse: \$3,000,000
Par/Yards: 35-36—71/6,812

LEADERS	First Round	Second Round	Third Round
	Jim Gallagher, Jr. 63 (-8)	David Frost..... 136 (-6)	David Frost..... 205 (-8)
	David Frost..... 68 (-3)	Jim Gallagher, Jr. 136 (-6)	Greg Norman..... 207 (-6)
	Corey Pavin..... 68 (-3)	Tom Kite..... 137 (-5)	Rick Fehr..... 208 (-5)
	Scott Simpson..... 68 (-3)	Mark Calcavecchia..... 138 (-4)	Jim Gallagher, Jr. 208 (-5)
	Fulton Allem..... 69 (-2)	Rick Fehr..... 138 (-4)	John Huston..... 208 (-5)
	Mark Calcavecchia..... 69 (-2)	Scott Simpson..... 138 (-4)	Scott Simpson..... 208 (-5)
	Rick Fehr..... 69 (-2)	Jay Haas..... 139 (-3)	Tom Kite..... 209 (-4)
	Nolan Henke..... 69 (-2)	Greg Norman..... 139 (-3)	
	Tom Kite..... 69 (-2)		
	Larry Mize..... 69 (-2)		

PRO-AM: \$10,000. Individual—Corey Pavin, Phil Mickelson, Scott Simpson, Nolan Henke, 66, \$775 each. Team—Steve Elkington, 54, \$1,000.

WEATHER: Nearly ideal conditions every day.

Player	Pos.	Score	Official Money	Player	Pos.	Score	Official Money
JIM GALLAGHER, JR. 1	63-73-72-69	277	\$540,000.00	Jim McGovern..... T16	71-70-73-71	285	\$62,400.00
David Frost..... T2	68-68-69-73	278	198,750.00	Vijay Singh..... T16	70-71-74-70	285	62,400.00
John Huston..... T2	72-68-68-70	278	198,750.00	Larry Mize..... T18	69-76-71-70	286	58,800.00
Greg Norman..... T2	72-67-68-71	278	198,750.00	Gil Morgan..... T18	70-71-71-74	286	58,800.00
Scott Simpson..... T2	68-70-70-70	278	198,750.00	Nick Price..... T18	72-68-75-71	286	58,800.00
Rick Fehr..... 6	69-69-70-71	279	108,000.00	Paul Azinger..... 21	72-71-72-73	288	56,400.00
Mark Calcavecchia..... T7	69-69-75-67	280	96,000.00	Lee Janzen..... 22	73-68-74-74	289	55,200.00
Tom Kite..... T7	69-68-72-71	280	96,000.00	Steve Elkington..... T23	74-71-72-73	290	52,800.00
Corey Pavin..... T7	68-73-72-67	280	96,000.00	Nolan Henke..... T23	69-72-74-75	290	52,800.00
Fred Couples..... T10	74-72-70-65	281	83,100.00	Rocco Mediate..... T23	78-70-70-72	290	52,800.00
Jay Haas..... T10	70-69-72-70	281	83,100.00	Payne Stewart..... 26	74-72-73-73	292	50,400.00
Fulton Allem..... T12	69-72-71-71	283	73,200.00	Davis Love III..... 27	77-72-73-71	293	49,800.00
Chip Beck..... T12	71-70-70-72	283	73,200.00	Phil Mickelson..... 28	71-75-74-74	294	49,200.00
David Edwards..... T12	71-72-68-72	283	73,200.00	Craig Stadler..... 29	71-75-73-77	296	48,600.00
Jeff Maggert..... 15	71-74-69-70	284	66,000.00	Billy Mayfair..... 30	77-77-74-71	299	48,000.00

TOUR Championship

1994



Mark McCumber

San Francisco, CA
The Olympic Club (Lake Course)

October 27-30, 1994

Purse: \$3,000,000
Par/Yards: 35-36—71/6,812

LEADERS	First Round	Second Round	Third Round
	First Round	Bill Glasson..... 134 (-8)	Bill Glasson..... 205 (-8)
	David Frost..... 66 (-5)	Ernie Els..... 135 (-7)	Mark McCumber 206 (-7)
	Bill Glasson..... 66 (-5)	David Frost..... 135 (-7)	Fuzzy Zoeller..... 206 (-7)
	Steve Lowery..... 66 (-5)	Steve Lowery..... 135 (-7)	Brad Bryant..... 207 (-6)
	Mark McCumber 66 (-5)	Rick Fehr..... 136 (-6)	Ernie Els..... 207 (-6)
	Rick Fehr..... 67 (-4)	Mark McCumber 137 (-5)	Steve Lowery..... 207 (-6)
	Ernie Els..... 68 (-3)		
	Phil Mickelson..... 68 (-3)		

PRO-AM: \$10,000. Individual—Mike Springer, 67, \$1,000. Team—Corey Pavin, Ben Crenshaw, Jay Haas, John Huston, Scott Hoch, Hale Irwin, 57, \$666.67 each.

WEATHER: Foggy all day Thursday. Foggy on Friday morning. Sunny and mild Saturday and Sunday.

Player	Pos.	Score	Official Money	Player	Pos.	Score	Official Money
MARK MCCUMBER 1	66-71-69-68	274	\$540,000.00	Rick Fehr..... T15	67-69-77-69	282	\$64,800.00
<i>McCumber won playoff with birdie on first extra hole.</i>				Ernie Els..... T17	68-67-72-76	283	60,000.00
Fuzzy Zoeller..... 2	71-69-66-68	274	324,000.00	Phil Mickelson..... T17	68-71-70-74	283	60,000.00
Brad Bryant..... 3	72-68-67-68	275	207,000.00	Mike Springer..... T17	72-67-73-71	283	60,000.00
David Frost..... T4	66-69-75-66	276	132,000.00	Scott Hoch..... T20	74-74-68-68	284	57,000.00
Bill Glasson..... T4	66-68-71-71	276	132,000.00	Nick Price..... T20	71-74-67-72	284	57,000.00
Jay Haas..... 6	69-71-71-66	277	108,000.00	Hale Irwin..... T22	70-74-67-74	285	54,600.00
Jeff Maggert..... 7	72-66-70-70	278	102,000.00	Tom Kite..... T22	69-72-72-72	285	54,600.00
Steve Lowery..... T8	66-69-72-72	279	93,000.00	Mark Calcavecchia..... T24	73-68-74-71	286	52,200.00
Loren Roberts..... T8	71-70-68-70	279	93,000.00	Hal Sutton..... T24	73-70-74-69	286	52,200.00
John Huston..... T10	74-68-66-72	280	81,000.00	Brad Faxon..... T26	71-71-73-73	288	50,100.00
Bruce Lietzke..... T10	69-71-71-69	280	81,000.00	Kenny Perry..... T26	75-69-72-72	288	50,100.00
Corey Pavin..... T10	69-69-70-72	280	81,000.00	Tom Lehman..... 28	73-70-72-74	289	49,200.00
Ben Crenshaw..... T13	72-70-69-70	281	71,400.00	Mark Brooks..... T29	69-72-72-77	290	48,300.00
Greg Norman..... T13	69-75-66-71	281	71,400.00	Fred Couples..... T29	70-72-74-74	290	48,300.00
Bob Estes..... T15	71-70-73-68	282	64,800.00				

Championship Summaries

TOUR Championship

1995



Billy Mayfair

Tulsa, OK
Southern Hills CC

October 26-29, 1995

Purse: \$3,000,000
Par/Yards: 35-35—706,834

LEADERS

First Round

Billy Mayfair	68 (-2)
Brad Bryant	69 (-1)
Vijay Singh	69 (-1)
Payne Stewart	69 (-1)
Justin Leonard	70 (E)
Bob Tway	70 (E)

Second Round

Brad Bryant	137 (-3)
Billy Mayfair	138 (-2)
Woody Austin	139 (-1)
Justin Leonard	14 (E)
Vijay Singh	140 (E)

Third Round

Billy Mayfair	207 (-3)
Brad Bryant	210 (E)
Steve Elkington	210 (E)
Corey Pavin	210 (E)
Woody Austin	212 (+2)
Justin Leonard	212 (+2)
Vijay Singh	212 (+2)

PRO-AM: \$10,000. Individual—Justin Leonard, Nick Price, Tom Lehman, Corey Pavin, Woody Austin, 69, \$720 each. Team—Fred Funk, Kirk Triplett, Phil Mickelson, 58, \$833.33 each.

WEATHER: Sunny and windy each day with highs near 70.

Player	Pos.	Score	Official Money
BILLY MAYFAIR	1	68-70-69-73	280
Steve Elkington	T2	71-72-67-73	283
Corey Pavin	T2	72-70-68-73	283
Woody Austin	T4	71-68-73-72	284
Scott Simpson	T4	71-70-74-69	284
Vijay Singh	6	69-71-72-73	285
Brad Bryant	T7	69-68-73-76	286
Justin Leonard	7	70-70-72-74	286
David Duval	T9	74-69-71-73	287
Greg Norman	T9	72-70-74-71	287
Loren Roberts	11	73-68-74-73	288
Tom Lehman	12	71-70-73-76	290
Nick Faldo	T13	76-72-73-70	291
Mark O'Meara	T13	71-74-71-75	291
Bob Tway	15	70-75-72-75	292

Player	Pos.	Score	Official Money
Ernie Els	T16	71-74-75-73	293
Peter Jacobsen	T16	73-70-73-77	293
Davis Love III	T16	74-73-74-72	293
Payne Stewart	T16	69-75-74-75	293
Jay Haas	T20	75-74-73-72	294
Lee Janzen	T20	75-70-71-78	294
Kenny Perry	T20	76-72-70-76	294
Kirk Triplett	T20	77-71-69-77	294
Phil Mickelson	24	79-73-68-75	295
Ben Crenshaw	T25	74-73-73-76	296
Jim Gallagher, Jr.	T25	74-73-75-74	296
Mark Calcavecchia	T27	72-75-73-77	297
Fred Funk	T27	74-75-72-76	297
Scott Hoch	T27	75-72-71-79	297
Nick Price	30	77-73-74-75	299

TOUR Championship

1996



Tom Lehman

Tulsa, OK
Southern Hills CC

October 25-28, 1996

Purse: \$3,000,000
Par/Yards: 35-35—706,834

LEADERS

First Round

Tom Lehman	66 (-4)
Vijay Singh	66 (-4)
Steve Jones	67 (-3)
Phil Mickelson	67 (-3)
Fred Couples	68 (-2)
Brad Faxon	68 (-2)

Second Round

Tom Lehman	133 (-7)
Vijay Singh	137 (-3)
Steve Stricker	138 (-2)
Mark Calcavecchia	140 (E)
Brad Faxon	140 (E)
Steve Jones	140 (E)
Tom Watson	140 (E)

Third Round

Tom Lehman	197 (-13)
Brad Faxon	206 (-4)
Vijay Singh	206 (-4)
Fred Couples	209 (-1)
Justin Leonard	209 (-1)
Tom Watson	209 (-1)

CUT: There was no cut; 28 players completed 72 holes.

PRO-AM: Front Nine Individual—Mark Brooks, 34, \$1,000. Team—Corey Pavin, 29, \$800. Back Nine Individual—Tommy Tolles, Jim Furyk, Mark Calcavecchia, Steve Jones, 35, \$575 each. Team—Steve Jones, Mark Calcavecchia, 29, \$800 each.

WEATHER: Heavy morning rain Wednesday forced a nine-hole pro-am competition, which started at 12:30 p.m. Mostly sunny and pleasant with swirling winds through Saturday. Heavy rain and thunderstorms moved into the area early Sunday morning, with a two-tee start scheduled for 8:00 a.m. Play was called for the day at 11:00 a.m., and a decision to play the final round Monday was made at 2:00 p.m. Overcast and cool Monday, with lift-clean-and-place rule in effect for a two-tee, 9:30 a.m. start.

Player	Pos.	Score	Official Money
TOM LEHMAN	1	66-67-64-71	268
Brad Faxon	2	68-72-66-68	274
Steve Stricker	3	70-68-72-65	275
Kenny Perry	4	73-68-70-66	277
Fred Couples	5	68-73-68-69	278
Ernie Els	T6	76-70-65-68	279
Justin Leonard	T6	73-68-68-70	279
Tom Watson	T6	70-70-69-70	279
Vijay Singh	T9	66-71-69-74	280
Jeff Sluman	T9	71-74-67-68	280
John Cook	11	70-73-70-68	281
Phil Mickelson	12	67-75-68-73	283
Davis Love III	13	72-71-71-70	284
Fred Funk	14	71-73-74-67	285

Player	Pos.	Score	Official Money
Mark Calcavecchia	T15	69-71-73-73	286
David Duval	T15	71-71-74-70	286
Jim Furyk	T15	72-71-73-70	286
Scott Hoch	T18	73-73-67-74	287
Steve Jones	T18	67-73-70-77	287
Mark O'Meara	T18	74-71-71-71	287
Corey Pavin	T21	71-73-73-71	288
Tiger Woods	T21	70-78-72-68	288
Michael Bradley	23	71-73-75-70	289
Nick Faldo	24	75-72-76-68	291
Tommy Tolles	25	73-77-74-68	292
Duffy Waldorf	26	74-76-72-71	293
Mark Brooks	T27	73-75-73-74	295
Jeff Maggert	T27	78-76-70-71	295

Championship Summaries

TOUR Championship

1997



David Duval

Houston, TX
Champions GC

October 30-November 2, 1997

Purse: \$4,000,000
Par/Yards: 36-35—71/7,220

LEADERS		First Round	Second Round	Third Round
	David Duval.....	66 (-5)	Scott Hoch.....133 (-9)	David Duval.....205 (-8)
	Jim Furyk.....	66 (-5)	Jim Furyk.....134 (-8)	Brad Faxon.....205 (-8)
	Jesper Parnevik.....	66 (-5)	Mark Calcavecchia.....135 (-7)	Bill Glasson.....205 (-8)
	Brad Faxon.....	67 (-4)	David Duval.....135 (-7)	Davis Love III.....205 (-8)
			Brad Faxon.....136 (-6)	Mark Calcavecchia.....207 (-6)
			Davis Love III.....136 (-6)	Jim Furyk.....207 (-6)
				Scott Hoch.....207 (-6)

CUT: There was no cut; all 30 players completed 72 holes.

WEATHER: Warm and overcast with little wind Thursday. Partly cloudy and warm with afternoon showers Friday. Mostly sunny Saturday with 15-25 mph winds. Sunny and pleasant Sunday.

PRO-AM: \$10,000. Individual—Andrew Magee, 64, \$1,000. Team—Scott McCarron, 52, \$1,000.

Player	Pos.	Score	Official Money	Player	Pos.	Score	Official Money		
DAVID DUVAL.....	1	66-69-70-68	273	\$720,000.00	Andrew Magee.....	T15	69-70-70-73	282	\$86,400.00
Jim Furyk.....	2	66-68-73-67	274	432,000.00	Steve Elkington.....	T17	70-69-70-75	284	80,000.00
Davis Love III.....	3	68-68-69-70	275	276,000.00	Mark O'Meara.....	T17	68-74-72-70	284	80,000.00
Mark Calcavecchia.....	T4	69-66-72-70	277	176,000.00	Paul Stankowski.....	T17	70-69-72-73	284	80,000.00
Bill Glasson.....	T4	68-69-68-72	277	176,000.00	John Cook.....	T20	73-71-70-71	285	76,000.00
Brad Faxon.....	T6	67-69-69-73	278	140,000.00	Frank Nobilo.....	T20	70-72-72-71	285	76,000.00
Jesper Parnevik.....	T6	66-73-69-70	278	140,000.00	Stuart Appleby.....	T22	73-70-70-73	286	72,800.00
Justin Leonard.....	T8	70-69-72-68	279	124,000.00	Phil Mickelson.....	T22	69-72-73-72	286	72,800.00
Loren Roberts.....	T8	72-68-69-70	279	124,000.00	Stewart Cink.....	24	73-72-71-71	287	70,400.00
Scott Hoch.....	T10	68-65-74-73	280	110,800.00	Steve Jones.....	25	72-68-70-78	288	68,800.00
Vijay Singh.....	T10	70-70-70-70	280	110,800.00	Ernie Els.....	T26	71-71-72-75	289	66,400.00
Scott McCarron.....	T12	69-70-71-71	281	97,600.00	Lee Janzen.....	T26	71-75-70-73	289	66,400.00
Greg Norman.....	T12	73-69-69-70	281	97,600.00	Nick Price.....	T26	70-71-73-75	289	66,400.00
Tiger Woods.....	T12	69-68-75-69	281	97,600.00	Jeff Maggert.....	29	78-72-71-70	291	64,800.00
Tom Lehman.....	T15	72-71-68-71	282	86,400.00	Tommy Tolles.....	30	68-71-77-76	292	64,000.00

TOUR Championship

1998



Hal Sutton

Atlanta, GA
East Lake GC

October 29-November 1, 1998

Purse: \$4,000,000
Par/Yards: 35-35—70/6,980

LEADERS		First Round	Second Round	Third Round
	Vijay Singh.....	63 (-7)	Vijay Singh.....133 (-7)	Vijay Singh.....203 (-7)
	Billy Mayfair.....	66 (-4)	Jim Furyk.....135 (-5)	Jim Furyk.....204 (-6)
	Jim Furyk.....	67 (-3)	Hal Sutton.....136 (-4)	Hal Sutton.....204 (-6)
	Tom Lehman.....	67 (-3)	Tom Lehman.....137 (-3)	Jesper Parnevik.....207 (-3)
	Justin Leonard.....	68 (-2)	Fred Couples.....140 (E)	Justin Leonard.....208 (-2)
	Jeff Sluman.....	68 (-2)	Justin Leonard.....140 (E)	
	Payne Stewart.....	69 (-1)	Jesper Parnevik.....140 (E)	
	Steve Stricker.....	69 (-1)	Jeff Sluman.....140 (E)	
	Hal Sutton.....	69 (-1)		

CUT: There was no cut; all 30 players completed 72 holes.

WEATHER: Beautiful all week. Temperatures around 80 with 8-12 mph winds each day.

Player	Pos.	Score	Official Money	Player	Pos.	Score	Official Money		
HAL SUTTON	1	69-67-68-70	274	\$720,000.00	Jeff Maggert	16	73-70-71-71	285	\$84,800.00
<i>Sutton won playoff with birdie-2 on first extra hole.</i>				Phil Mickelson	17	73-74-69-70	286	81,600.00	
Vijay Singh	2	63-70-70-71	274	432,000.00	Glen Day	T18	73-70-69-75	287	79,200.00
Jim Furyk	T3	67-68-69-71	275	234,000.00	Tom Watson	T18	73-71-69-74	287	79,200.00
Jesper Parnevik	T3	70-70-67-68	275	234,000.00	Tiger Woods	20	75-76-69-69	289	76,800.00
Steve Stricker	T5	69-71-71-69	280	146,666.67	John Cook	T21	73-75-71-71	290	73,600.00
Scott Verplank	T5	70-70-71-69	280	146,666.67	Scott Hoch	T21	73-71-74-72	290	73,600.00
Justin Leonard	T5	68-72-68-72	280	146,666.66	Andrew Magee	T21	73-73-75-69	290	73,600.00
David Duval	T8	75-69-69-68	281	120,533.34	Fred Couples	T24	73-67-75-76	291	68,200.00
Davis Love III	T8	70-71-70-70	281	120,533.33	Fred Funk	T24	73-68-74-76	291	68,200.00
Bob Tway	T8	71-70-70-70	281	120,533.33	Lee Janzen	T24	77-72-71-71	291	68,200.00
John Huston	T11	72-72-70-68	282	105,200.00	Payne Stewart	T24	69-72-76-74	291	68,200.00
Jeff Sluman	T11	68-72-71-71	282	105,200.00	Bob Estes	28	71-76-74-71	292	65,600.00
Billy Mayfair	T13	66-77-71-69	283	95,200.00	Mark Calcavecchia	29	73-73-73-75	294	64,800.00
Mark O'Meara	T13	71-70-71-71	283	95,200.00	Nick Price	30	74-76-72-75	297	64,000.00
Tom Lehman	15	67-70-75-72	284	88,000.00					

Championship Summaries

TOUR Championship

1999



Tiger Woods

Houston, TX
Champions GC

October 28-31, 1999

Purse: \$5,000,000
Par/Yards: 36-35—71/7,220

LEADERS

First Round

Davis Love III	64 (-7)
Carlos Franco	65 (-6)
Fred Funk	66 (-5)
Tim Herron	66 (-5)
Duffy Waldorf	66 (-5)
Justin Leonard	67 (-4)
Steve Pate	67 (-4)
Tiger Woods	67 (-4)

Second Round

Davis Love III	133 (-9)
Tiger Woods	133 (-9)
Chris Perry	134 (-8)
Fred Funk	136 (-6)
Steve Pate	136 (-6)
Nick Price	136 (-6)

Third Round

Tiger Woods	200 (-13)
Chris Perry	203 (-10)
Brent Geiberger	205 (-8)
Steve Pate	205 (-8)
Davis Love III	206 (-7)
Hal Sutton	206 (-7)
Duffy Waldorf	206 (-7)

CUT: There was no cut; all 29 starters completed 72 holes.

PRO-AM: The pro-am competition was canceled in the wake of Payne Stewart's death on Monday.

WEATHER: Beautiful Thursday, with high temperatures in the low 80s. Periods of heavy rain interspersed with sun on Saturday. The third round was played under lift, clean and place rules. The temperature dropped from 84 degrees to 66 in less than an hour as a cold front moved in. Beautiful early Sunday, turning partly cloudy in the afternoon.[NOTE: There was no play on Friday due to the Payne Stewart memorial service. On Thursday the field played 27 holes, with the rotation of play being back nine, front nine, back nine. On Saturday 27 holes were also played, the rotation was front nine, back nine, front nine. Sunday's final round was 18 holes as scheduled.]

Player	Pos.	Score	Official Money
TIGER WOODS	1	67-66-67-69	269
Davis Love III	2	64-69-73-67	273
Brent Geiberger	3	68-69-68-69	274
Chris Perry	4	70-64-69-72	275
Fred Funk	T5	66-70-71-69	276
John Huston	T5	68-71-69-68	276
Jeff Sluman	T5	69-70-69-68	276
Duffy Waldorf	T5	66-74-66-70	276
Vijay Singh	T9	74-68-70-65	277
Tim Herron	T9	66-72-71-68	277
Hal Sutton	T9	72-70-64-71	277
Justin Leonard	T12	67-73-69-70	279
Steve Pate	T12	67-69-69-74	279
David Toms	T12	73-68-67-71	279
Notah Begay III	T15	70-69-71-70	280

Player	Pos.	Score	Official Money
David Duval	T15	70-71-67-72	280
Carlos Franco	T15	65-72-71-72	280
Jim Furyk	T15	69-72-72-67	280
Tom Lehman	T15	72-67-68-73	280
Jeff Maggert	20	73-72-64-72	281
Phil Mickelson	T21	73-68-70-71	282
Nick Price	T21	70-66-72-74	282
Loren Roberts	T21	73-72-68-69	282
Ted Tryba	T21	70-70-69-73	282
Bob Estes	25	70-70-75-68	283
Stuart Appleby	T26	72-69-70-74	285
Ernie Els	T26	68-71-75-71	285
Mike Weir	T26	76-73-68-68	285
Dennis Paulson	29	72-70-69-76	287

TOUR Championship

2000



Phil Mickelson

Atlanta, GA
East Lake GC

November 2-5, 20002

Purse: \$5,000,000
Par/Yards: 35-35—70/6,980

LEADERS

First Round

Ernie Els	64 (-6)
David Duval	65 (-5)
Steve Flesch	65 (-4)
Davis Love III	66 (-4)
Phil Mickelson	67 (-3)

Second Round

David Duval	133 (-7)
Chris Perry	134 (-6)
Tiger Woods	134 (-6)
Paul Azinger	135 (-5)
Vijay Singh	135 (-5)
Ernie Els	136 (-4)
Phil Mickelson	136 (-4)
David Toms	136 (-4)

Third Round

Vijay Singh	200 (-10)
Tiger Woods	200 (-10)
Phil Mickelson	201 (-9)
Ernie Els	204 (-6)
Stuart Appleby	206 (-4)
Nick Price	206 (-4)
David Toms	206 (-4)

CUT: There was no cut; all 29 starters completed 72 holes (Jim Furyk was forced to withdraw prior to the tournament with a wrist injury).

PRO-AM: \$10,000. Stuart Appleby, 53, \$2,000 each.

WEATHER: Mostly sunny Wednesday, Thursday and Friday, with temperatures reaching the low 80s each day. Cloudy with afternoon drizzle Saturday and temperatures in the high 60s. Foggy Sunday morning and clearing in the afternoon, with temperatures reaching a high of 68.

Player	Pos.	Score	Official Money
PHIL MICKELSON	1	67-69-65-66	267
Tiger Woods	2	68-66-66-69	269
Ernie Els	T3	64-72-68-69	273
Nick Price	T3	70-68-68-67	273
Vijay Singh	T3	69-66-65-73	273
David Duval	6	65-68-74-67	274
Stuart Appleby	7	73-65-68-69	275
Chris Perry	T8	69-65-74-68	276
Kirk Triplett	T8	69-69-70-68	276
Davis Love III	T8	66-71-71-68	276
Mark Calcavecchia	T11	72-67-71-67	277
Paul Azinger	T11	69-66-73-69	277
David Toms	T11	69-67-70-71	277
Scott Verplank	14	71-70-67-70	278
Steve Flesch	15	66-74-71-68	279

Player	Pos.	Score	Official Money
Robert Allenby	T16	68-69-70-73	280
Justin Leonard	T16	69-69-73-69	280
Stewart Cink	T18	73-68-72-68	281
Chris DiMarco	T18	71-72-70-68	281
Tom Lehman	T18	72-72-67-70	281
Mike Weir	21	70-69-71-72	282
Bob May	T22	71-72-70-70	283
Jesper Parnevik	T22	72-67-72-72	283
Carlos Franco	24	75-71-66-72	284
John Huston	T25	72-65-76-72	285
Hal Sutton	T25	70-74-73-68	285
Loren Roberts	27	70-74-73-70	287
Franklin Langham	28	75-70-74-69	288
Notah Begay III	29	76-77-68-75	296

Championship Summaries

THE TOUR Championship presented by Coca-Cola

2001



Mike Weir

Houston, TX
Champions GC

November 1-4, 2001

Purse: \$5,000,000

Par/Yards: 36-35—71/7,220

LEADERS

First Round

Bernhard Langer	65 (-6)
Frank Lickliter II	65 (-6)
Steve Lowery	67 (-4)
Scott Verplank	67 (-4)
Brad Faxon	68 (-3)
Mike Weir	68 (-3)

Second Round

Scott Verplank	132 (-10)
Bernhard Langer	133 (-9)
Mike Weir	134 (-8)
Mark Calcavecchia	135 (-7)
Justin Leonard	135 (-7)

Third Round

Scott Verplank	200 (-13)
David Duval	201 (-12)
Ernie Els	202 (-11)
Bob Estes	202 (-11)
Sergio Garcia	202 (-11)
Bernhard Langer	202 (-11)
Kenny Perry	202 (-11)
Mike Weir	202 (-11)

CUT: There was no cut; all 29 starters completed 72 holes (Phil Mickelson did not commit due to the birth of his second daughter).

PRO-AM: \$10,000. Ernie Els, 54, \$2,000.

WEATHER: Partly cloudy Thursday, with a high of 83 and winds ranging from 10-20 mph. Partly cloudy Friday, again with a high of 83 degrees. Sunny on Saturday and Sunday; the highs were 81 Saturday and 80 on Sunday.

Player	Pos.	Score	Official Money
MIKE WEIR	1	68-66-68-68	270 \$900,000.00
<i>Weir won playoff with birdie-3 on first extra hole.</i>			
Ernie Els	T2	69-68-65-68	270 385,000.00
Sergio Garcia	T2	69-67-66-68	270 385,000.00
David Toms	T2	73-66-64-67	270 385,000.00
Kenny Perry	T5	70-67-65-69	271 202,500.00
Scott Verplank	T5	67-65-68-71	271 202,500.00
Bob Estes	T7	71-66-65-70	272 166,666.67
Jim Furyk	T7	70-71-62-69	272 166,666.67
David Duval	T7	69-69-63-71	272 166,666.66
Chris DiMarco	T10	69-68-69-69	275 136,666.67
Joe Durant	T10	73-65-67-70	275 136,666.67
Bernhard Langer	T10	65-68-69-73	275 136,666.66
Stewart Cink	T13	70-70-67-69	276 119,000.00
Tiger Woods	T13	70-67-69-70	276 119,000.00

Player	Pos.	Score	Official Money
Tom Lehman	T15	69-68-72-68	277 \$108,000.00
Davis Love III	T15	70-72-66-69	277 108,000.00
Vijay Singh	17	70-73-68-67	278 102,000.00
Scott McCarron	18	70-70-70-69	279 100,000.00
Mark Calcavecchia	19	71-64-69-76	280 98,000.00
Frank Lickliter II	T20	65-73-69-74	281 95,000.00
Jeff Sluman	T20	73-70-66-72	281 95,000.00
Robert Allenby	T22	76-67-67-73	283 91,000.00
Justin Leonard	T22	69-66-71-77	283 91,000.00
Steve Stricker	24	74-70-72-68	284 88,000.00
Steve Lowery	25	67-70-73-75	285 86,000.00
Brad Faxon	T26	68-70-70-78	286 83,000.00
Billy Mayfair	T26	72-74-72-68	286 83,000.00
Hal Sutton	T26	70-73-70-73	286 83,000.00
Scott Hoch	29	74-71-70-72	287 81,000.00

THE TOUR Championship presented by Coca-Cola

2002



Vijay Singh

Atlanta, GA
East Lake GC

October 31- November 3, 2002

Purse: \$5,000,000

Par/Yards: 35-35—70/6,990

LEADERS

First Round

Steve Lowery	65 (-5)
Vijay Singh	65 (-5)
Charles Howell III	66 (-4)
Fred Funk	67 (-3)

Second Round

Charles Howell III	135 (-5)
Steve Lowery	136 (-4)
Len Mattiace	136 (-4)
Vijay Singh	136 (-4)
David Toms	136 (-4)

Third Round

Vijay Singh	201 (-9)
Charles Howell III	204 (-6)
Phil Mickelson	206 (-4)
David Toms	206 (-4)
Tiger Woods	206 (-4)

CUT: There was no cut; all 30 starters completed 72 holes.

PRO-AM: \$10,000. Scott McCarron, Sergio Garcia, 54, \$1,800.

WEATHER: Mostly sunny skies on Thursday and Friday with temperatures warming to low 60s and winds NW 10-15 mph. Saturday, partly cloudy with temperatures warming to the upper 50s. Cloudy and chilly with temperatures reaching the mid-50s on Sunday.

Player	Pos.	Score	Official Money
VIJAY SINGH	1	65-71-65-67	268 \$900,000.00
Charles Howell III	2	66-69-69-66	270 540,000.00
David Toms	3	70-66-70-67	273 345,000.00
Jerry Kelly	4	71-69-67-67	274 240,000.00
Davis Love III	T5	72-70-68-65	275 190,000.00
Phil Mickelson	T5	70-69-67-69	275 190,000.00
Chris DiMarco	T7	70-68-69-69	276 165,000.00
Tiger Woods	T7	71-68-67-70	276 165,000.00
K.J. Choi	T9	71-68-70-68	277 146,000.00
Retief Goosen	T9	69-69-72-67	277 146,000.00
Bob Estes	T11	72-69-73-64	278 131,500.00
Scott McCarron	T11	70-69-69-70	278 131,500.00
Ernie Els	T13	73-69-70-67	279 111,200.00
Steve Lowery	T13	65-71-73-70	279 111,200.00
Shigeki Maruyama	T13	68-73-70-68	279 111,200.00

Player	Pos.	Score	Official Money
Rocco Mediate	T13	74-73-68-64	279 \$111,200.00
John Rollins	T13	70-71-70-68	279 111,200.00
Jim Furyk	T18	68-73-72-67	280 97,000.00
Justin Leonard	T18	71-73-71-65	280 97,000.00
Len Mattiace	T18	68-68-74-70	280 97,000.00
Kenny Perry	T18	71-69-68-72	280 97,000.00
Robert Allenby	T22	74-69-66-72	281 91,000.00
Nick Price	T22	73-68-68-72	281 91,000.00
Fred Funk	T24	67-71-76-68	282 87,000.00
Jeff Sluman	T24	72-72-68-70	282 87,000.00
Rich Beem	T26	70-72-70-71	283 83,500.00
Chris Riley	T26	72-69-74-68	283 83,500.00
Sergio Garcia	28	71-73-72-69	285 82,000.00
Jose Maria Olazabal	29	74-71-71-71	287 81,000.00
Loren Roberts	30	71-71-77-70	289 80,000.00

Championship Summaries

THE TOUR Championship presented by Coca-Cola

2003



Chad Campbell

Houston, TX
Champions GC

November 6-9, 2003

Purse: \$6,000,000
Par/Yards: 36-35—71/7,220

LEADERS

First Round

Charles Howell III	67 (-4)
Kenny Perry	67 (-4)
Chris DiMarco	68 (-3)
Fred Funk	68 (-3)
Jerry Kelly	68 (-3)
Chad Campbell	70 (T13)

Second Round

Charles Howell III	134 (-8)
Fred Funk	135 (-7)
Retief Goosen	136 (-6)
Chris Riley	137 (-5)
Chad Campbell	139 (T8)

Third Round

Chad Campbell	200 (-13)
Charles Howell III	201 (-12)
Retief Goosen	203 (-10)
Chris Riley	203 (-10)
Steve Flesch	206 (-7)
Fred Funk	206 (-7)

CUT: There was no cut; All 31 starters completed 72 holes.

PRO-AM: \$10,000. Tiger Woods, 54, 2000.

WEATHER: Cooler temperatures entered the area on Thursday, with a high of 71 and N winds 10-15 mph. On Friday, mostly cloudy and cool, with a high of 66. Winds 8-15 mph out of the N-NE. Overcast and cool on Saturday with a high of 65. Winds N-NE 5-12 mph. Sunday, partly cloudy and cool with a high of 68 degrees. NE winds 5-15 mph.

Player	Pos.	Score	Official Money
CHAD CAMPBELL	1	70-69-61-68	268
Charles Howell III	2	67-67-67-70	271
Retief Goosen	3	69-67-67-69	272
Chris Riley	4	69-68-66-70	273
Davis Love III	T5	73-67-67-69	276
Vijay Singh	T5	73-68-67-68	276
Jonathan Kaye	7	69-70-68-70	277
Jim Furyk	8	71-71-67-69	278
Steve Flesch	T9	71-68-67-73	279
Fred Funk	T9	68-67-71-73	279
Kenny Perry	T9	67-73-70-69	279
Scott Verplank	T9	71-71-69-68	279
Robert Allenby	T13	69-73-68-70	280
Briny Baird	T13	69-72-71-68	280
Jerry Kelly	T13	68-74-70-68	280
Bob Tway	T13	72-68-72-68	280

Player	Pos.	Score	Official Money
Ernie Els	17	70-69-73-69	281
Darren Clarke	18	74-68-67-73	282
K.J. Choi	T19	77-68-70-68	283
Mike Weir	T19	72-73-67-71	283
Chris DiMarco	T21	68-70-71-75	284
Brad Faxon	T21	76-71-71-66	284
Justin Leonard	T21	69-69-73-73	284
David Toms	T21	69-69-74-72	284
Kirk Triplett	T21	70-71-72-71	284
Tiger Woods	26	70-70-71-74	285
Stuart Appleby	27	71-76-69-70	286
J.L. Lewis	28	75-68-71-74	288
Jay Haas	29	77-71-70-71	289
Nick Price	30	73-69-75-76	293
Tim Herron	31	79-69-74-77	299

THE TOUR Championship presented by Coca-Cola

2004



Retief Goosen

Atlanta, GA
East Lake GC

November 4-7, 2004

Purse: \$6,000,000
Par/Yards: 35-35—70/7,141

LEADERS

First Round

Darren Clarke	67 (-3)
Jay Haas	67 (-3)
Jerry Kelly	67 (-3)
Zach Johnson	68 (-2)
David Toms	68 (-2)
Retief Goosen	70 (T14)

Second Round

Jay Haas	133 (-7)
Stephen Ames	135 (-5)
Retief Goosen	136 (-4)
Tiger Woods	136 (-4)
Jerry Kelly	138 (-2)
Mike Weir	138 (-2)

Third Round

Jay Haas	201 (-9)
Tiger Woods	201 (-9)
Stephen Ames	205 (-5)
Retief Goosen	205 (-5)
Mike Weir	205 (-5)
Mark Hensby	208 (-2)

CUT: There was no cut; 29 of the 31 starters completed 72 holes.

PRO-AM: \$10,000. Kenny Perry, Fred Funk, Chad Campbell, Darren Clarke, 56, \$1,550.

WEATHER: Heavy rain early in the week. More than one inch fell prior to start of play on Thursday. Partly cloudy with temperatures reaching 66 degrees. Winds W 15-20 mph. Friday, sunny skies and cooler temperatures reaching a high of 62 degrees. N-NW winds up to 20 mph. Saturday, sunny skies and warmer temperatures in the afternoon with a high of 68 degrees. NW winds 10-15 mph. Sunday, sunny and warm with a high of 70. W winds 10-15 mph.

Player	Pos.	Score	Official Money
RETIEF GOOSEN	1	70-66-69-64	269
Tiger Woods	2	72-64-65-72	273
Jerry Kelly	3	67-71-71-65	274
Stephen Ames	T4	69-66-70-70	275
Mark Hensby	T4	69-70-69-67	275
Mike Weir	T4	69-69-67-70	275
Jay Haas	T7	67-66-68-75	276
Scott Verplank	T7	74-67-68-67	276
Vijay Singh	9	69-73-70-65	277
Ernie Els	T10	72-71-68-67	278
Rory Sabbatini	T10	71-68-71-68	278
David Toms	T10	68-73-70-67	278
Zach Johnson	13	68-71-71-69	279
Padraig Harrington	14	69-75-68-68	280
Stuart Appleby	T15	69-72-71-69	281

Player	Pos.	Score	Official Money
Darren Clarke	T15	67-73-70-71	281
Sergio Garcia	T15	71-70-69-71	281
John Daly	18	69-72-71-70	282
Shigeki Maruyama	T19	73-76-67-68	284
Phil Mickelson	T19	71-72-67-74	284
Stewart Cink	T21	70-73-71-71	285
Steve Flesch	T21	69-78-67-71	285
Adam Scott	T21	75-71-69-70	285
Chris DiMarco	T24	72-71-70-73	286
Carlos Franco	T24	72-68-78-68	286
Fred Funk	T24	73-70-75-68	286
K.J. Choi	27	73-73-72-70	288
Todd Hamilton	28	72-72-76-70	290
Kenny Perry	29	76-72-70-73	291

Championship Summaries

THE TOUR Championship presented by Coca-Cola

2005



Bart Bryant

Atlanta, GA
East Lake GC

November 3-6, 2005

Purse: \$6,500,000

Par/Yards: 35-35—70/7,154

LEADERS	First Round	Second Round	Third Round
	Bart Bryant 62 (-8)	Bart Bryant 130 (-10)	Bart Bryant 196 (-14)
	Retief Goosen 64 (-6)	Retief Goosen 130 (-10)	Retief Goosen 199 (-11)
	Kenny Perry 65 (-5)	Ben Crane 133 (-7)	Tiger Woods 200 (-10)
	Sergio Garcia 66 (-4)	Scott Verplank 133 (-7)	Scott Verplank 202 (-8)
	Tiger Woods 66 (-4)	Tiger Woods 133 (-7)	Davis Love III 204 (-6)

CUT: There was no cut; 29 of the 29 starters completed 72 holes.

PRO-AM: \$10,000. Charles Howell III, 56, \$2,000.

WEATHER: Mostly sunny with a high of 74 degrees on Thursday. Winds E-SE 5-8 mph. Friday, high of 75 with SSW winds 5-8 mph. Saturday, high of 76 with S-SW winds 5-8 mph. Sunday, partly cloudy with isolated showers around noon. Winds 75 degrees with winds 10-15 mph.

Player	Pos.	Score	Official Money
BART BRYANT	1	62-68-66-67	263 \$1,170,000.00
Tiger Woods	2	66-67-67-69	269 715,000.00
Scott Verplank	3	67-66-69-69	271 461,500.00
Vijay Singh	T4	69-69-68-67	273 283,833.34
Retief Goosen	T4	64-66-69-74	273 283,833.33
Davis Love III	T4	68-71-65-69	273 283,833.33
Stuart Appleby	T7	70-65-71-68	274 209,625.00
Ben Crane	T7	68-65-72-69	274 209,625.00
Padraig Harrington	T7	71-66-68-69	274 209,625.00
Adam Scott	T7	73-69-65-67	274 209,625.00
Mark Calcavecchia	11	72-69-68-66	275 176,800.00
Sean O'Hair	12	73-73-64-66	276 167,700.00
Jim Furyk	13	70-70-67-70	277 158,600.00
Olin Browne	T14	70-67-71-70	278 143,866.67
Tim Herron	T14	73-68-71-66	278 143,866.67

Player	Pos.	Score	Official Money
Luke Donald	T14	70-67-70-71	278 \$143,866.66
Chad Campbell	T17	72-68-70-69	279 130,000.00
Chris DiMarco	T17	69-72-67-71	279 130,000.00
Ted Purdy	T17	71-69-69-70	279 130,000.00
Sergio Garcia	T20	66-72-71-72	281 123,500.00
Kenny Perry	T20	65-73-71-72	281 123,500.00
Tim Clark	T22	67-67-72-76	282 118,300.00
David Toms	T22	72-72-68-70	282 118,300.00
Fred Funk	T24	71-72-70-70	283 111,800.00
Charles Howell III	T24	67-68-70-78	283 111,800.00
Billy Mayfair	T24	72-69-71-71	283 111,800.00
Brandt Jobe	27	73-71-70-70	284 107,900.00
Justin Leonard	28	70-74-71-72	287 106,600.00
Lucas Glover	29	72-70-73-74	289 105,300.00

THE TOUR Championship presented by Coca-Cola

2006



Adam Scott

Atlanta, GA
East Lake GC

November 2-5, 2006

Purse: \$6,500,000

Par/Yards: 35-35—70/7,154

LEADERS	First Round	Second Round	Third Round
	Joe Durant 68 (-2)	Joe Durant 136 (-4)	Adam Scott 203 (-7)
	Retief Goosen 68 (-2)	Adam Scott 136 (-4)	Joe Durant 206 (-4)
	Stuart Appleby 69 (-1)	Stuart Appleby 139 (-1)	Vijay Singh 206 (-4)
	Stewart Cink 69 (-1)	Retief Goosen 139 (-1)	Jim Furyk 207 (-3)
	Jim Furyk 69 (-1)	Trevor Immelman 139 (-1)	Retief Goosen 207 (-3)
	Tom Pernice, Jr. 69 (-1)	Brett Quigley 139 (-1)	
	Adam Scott 69 (-1)		
	Vijay Singh 69 (-1)		

CUT: There was no cut; all 27 professionals completed 72 holes.

PRO-AM: \$10,000. Retief Goosen, 54, \$2,000.

WEATHER: Thursday: Sunny and cool with NW winds 10-15 mph and gusts up to 25. High temperature was 56 degrees. Friday: Sunny and cooler in the early morning with a high of 56. Winds NE 10-15 mph with gusts up to 25 mph. Saturday: Mostly sunny with a high of 56. Winds E 8-12 mph. Sunday: Mostly sunny and a high of 58. Winds E 8-10 mph.

Player	Pos.	Score	Official Money
ADAM SCOTT	1	69-67-67-66	269 \$1,170,000.00
Jim Furyk	2	69-71-67-65	272 730,000.00
Joe Durant	3	68-68-70-67	273 480,000.00
Retief Goosen	4	68-71-68-67	274 345,000.00
Luke Donald	T5	73-67-69-68	277 266,000.00
Trevor Immelman	T5	73-66-69-69	277 266,000.00
Tom Pernice, Jr.	T5	69-72-67-69	277 266,000.00
Lucas Glover	T8	73-71-66-68	278 215,000.01
Vijay Singh	T8	69-72-65-72	278 215,000.00
Stuart Appleby	T10	69-70-72-70	281 182,800.00
Ernie Els	T10	71-72-66-72	281 182,800.00
J.J. Henry	T12	71-73-69-69	282 163,150.00
Brett Quigley	T12	71-68-73-70	282 163,150.00
Rod Pampling	T14	73-71-73-66	283 146,900.00

Player	Pos.	Score	Official Money
David Toms	T14	74-71-71-67	283 \$146,900.00
Zach Johnson	16	71-69-71-73	284 137,800.00
Arron Oberholser	17	71-70-72-72	285 132,600.00
Carl Pettersson	18	77-70-71-69	287 130,000.00
Geoff Ogilvy	T19	74-72-71-71	288 126,100.00
Dean Wilson	T19	75-72-71-70	288 126,100.00
Ben Curtis	21	73-77-66-73	289 122,200.00
Rory Sabbatini	T22	74-75-71-70	290 118,300.00
Brett Wetterich	T22	75-74-69-72	290 118,300.00
Chad Campbell	24	73-74-74-70	291 114,400.00
Stewart Cink	25	69-75-75-73	292 111,800.00
K.J. Choi	26	72-78-72-72	294 109,200.00
Davis Love III	27	82-71-71-73	297 107,900.00

Championship Summaries

THE TOUR Championship presented by Coca-Cola

2007



Tiger Woods

Atlanta, GA September 13-16, 2007
East Lake Golf Club

FedExCup Points: 50,000
Par/Yards: 35-35—70/7,154

LEADERS	First Round	Second Round	Third Round
	Tim Clark 62 (-8)	Tiger Woods 127 (-13)	Tiger Woods 191 (-19)
	Padraig Harrington 63 (-7)	Woody Austin 130 (-10)	Mark Calcavecchia 194 (-16)
	Tiger Woods 64 (-6)	Tim Clark 131 (-9)	Sergio Garcia 196 (-14)
	John Rollins 64 (-6)	Mark Calcavecchia 131 (-9)	Zach Johnson 197 (-13)
	Hunter Mahan 65 (-5)	Adam Scott 131 (-9)	Hunter Mahan 198 (-12)
	Woody Austin 65 (-5)	Sergio Garcia 132 (-8)	Woody Austin 199 (-11)
	Mark Calcavecchia 65 (-5)	K.J. Choi 132 (-8)	
	Adam Scott 65 (-5)		

CUT: No cut. All 30 professionals completed 72 holes.

NOTEWORTHY: Tiger Woods became the inaugural champion of the FedExCup as he posted two wins and a tie for second in his three starts in the PGA TOUR Playoffs for the FedExCup. Woods' seventh victory of the 2007 season gave him 61 career wins, fifth all-time (Arnold Palmer is fourth with 62). Zach Johnson set the East Lake Golf Club course record in the third round with a 10-under-par 60. Johnson's 60 was the low round of the 2007 PGA TOUR season. Woods' 72-hole total of 257 broke THE TOUR Championship record (Bart Bryant, 263, 2005).

WEATHER: Thursday: Cloudy and warm with a high of 85 degrees. Play was delayed from 2:17-5:20 p.m. due to heavy rains (0.54 inches) and thunderstorms in the area. Winds S-SE 5-10 mph. Play was suspended for the day due to darkness at 7:09 p.m. Friday: Light rain overnight (.10 inches). Play for the 20 players yet to finish the first round began at 8 a.m. Second-round tee times ran from 9-11:20 a.m. Overcast with a brief downpour in the afternoon. Temperatures in the mid-70s with S-SW winds 4-8 mph. Saturday: Mostly sunny. High 81. Winds: N-NW 10-15 mph. Sunday: Partly cloudy with a high of 78. Winds E 5-10 mph.

Player	Pos.	Score	Official Money
TIGER WOODS	1	64-63-64-66	257 \$1,260,000.00
Mark Calcavecchia	T2	65-66-63-71	265 619,500.00
Zach Johnson	T2	71-66-60-68	265 619,500.00
Sergio Garcia	4	68-64-64-70	266 336,000.00
Hunter Mahan	T5	65-68-65-71	269 266,000.00
Scott Verplank	T5	66-68-67-68	269 266,000.00
Tim Clark	T7	62-69-70-69	270 231,000.00
Vijay Singh	T7	68-68-65-69	270 231,000.00
Rory Sabbatini	T9	68-68-67-68	271 204,400.00
Camilo Villegas	T9	67-68-70-66	271 204,400.00
Robert Allenby	T11	68-71-68-66	273 167,300.00
Woody Austin	T11	65-65-69-74	273 167,300.00
Stewart Cink	T11	67-66-71-69	273 167,300.00
Jim Furyk	T11	71-69-67-66	273 167,300.00
Padraig Harrington	T11	63-70-67-73	273 167,300.00

Player	Pos.	Score	Official Money
Justin Rose	T11	69-71-66-67	273 \$167,300.00
Geoff Ogilvy	T17	68-70-62-74	274 140,000.00
Heath Slocum	T17	71-64-69-70	274 140,000.00
Steve Stricker	T17	69-67-71-67	274 140,000.00
Phil Mickelson	20	68-66-70-71	275 134,400.00
K.J. Choi	T21	67-65-75-69	276 130,200.00
Boo Weekley	T21	70-67-68-71	276 130,200.00
Jonathan Byrd	23	71-70-65-71	277 126,000.00
Aaron Baddeley	24	69-70-68-71	278 123,200.00
John Rollins	25	64-69-73-73	279 120,400.00
Ernie Els	T26	69-69-73-69	280 116,900.00
Adam Scott	T26	65-66-71-78	280 116,900.00
Charles Howell III	28	68-71-68-74	281 114,800.00
Brandt Snedeker	T29	71-72-68-71	282 112,700.00
Brett Wetterich	T29	68-69-70-75	282 112,700.00

THE TOUR Championship presented by Coca-Cola

2008



Camilo Villegas

Atlanta, GA September 25-28, 2008
East Lake Golf Club

FedExCup Points: 110,000
Par/Yards: 35-35—70/7,304

LEADERS	First Round	Second Round	Third Round
	Anthony Kim 64 (-6)	Anthony Kim 133 (-7)	Sergio Garcia 202 (-8)
	Ernie Els 68 (-2)	Sergio Garcia 135 (-5)	Phil Mickelson 205 (-5)
	Trevor Immelman 68 (-2)	Phil Mickelson 136 (-4)	Anthony Kim 205 (-5)
	Phil Mickelson 68 (-2)	Camilo Villegas 138 (-2)	Camilo Villegas 207 (-3)
	K.J. Choi 69 (-1)	K.J. Choi 139 (-1)	Ben Curtis 208 (-2)
	Camilo Villegas 72 (T12)	Mike Weir 139 (-1)	Robert Allenby 208 (-2)

CUT: No cut. All 30 players completed 72 holes.

NOTEWORTHY: Camilo Villegas collected his second PGA TOUR title three weeks after claiming his first at the BMW Championship. Villegas defeated Sergio Garcia with a par on the first extra hole, the par-3 18th. Vijay Singh finished T22 to cinch the FedExCup.

WEATHER: Thursday: Sunny and breezy with a high temperature of 82 degrees and winds N-NE at 10-20 mph with higher gusts. Friday: Partly cloudy with a high of 81 and winds NW at 10-15 mph with gusts up to 20 mph. Saturday: Partly cloudy with a high of 75 and winds NW at 5-10 mph. Sunday: Partly cloudy and warm with a high of 83 and winds NW at 5-10 mph.

Player	Pos.	Score	Official Money
CAMILO VILLEGAS ...	1	72-66-69-66	273 \$1,260,000.00
<i>Def. Sergio Garcia with a par on the first extra playoff hole</i>			
Sergio Garcia	2	70-65-67-71	273 756,000.00
Anthony Kim	T3	64-69-72-69	274 409,500.00
Phil Mickelson	T3	68-68-69-69	274 409,500.00
Ben Curtis	5	71-69-68-70	278 280,000.00
Ernie Els	T6	68-73-70-69	280 238,000.00
Jim Furyk	T6	72-70-69-69	280 238,000.00
Mike Weir	T6	70-69-71-70	280 238,000.00
K.J. Choi	9	69-70-70-72	281 210,000.00
Stuart Appleby	T10	72-71-70-69	282 180,040.00
Dudley Hart	T10	73-69-71-69	282 180,040.00
Trevor Immelman ...	T10	68-73-71-70	282 180,040.00
Justin Leonard	T10	73-69-73-67	282 180,040.00
Billy Mayfair	T10	72-71-69-70	282 180,040.00
Kevin Sutherland	15	71-71-69-72	283 154,000.00

Player	Pos.	Score	Official Money
Robert Allenby	16	75-66-67-76	284 \$148,400.00
Ken Duke	T17	77-69-69-71	286 138,600.00
Ryuji Imada	T17	75-72-71-68	286 138,600.00
Hunter Mahan	T17	74-75-68-69	286 138,600.00
D.J. Trahan	T17	71-72-71-72	286 138,600.00
Carl Pettersson	21	76-72-71-68	287 131,600.00
Chad Campbell	T22	72-73-75-69	289 127,400.00
Vijay Singh	T22	73-74-72-70	289 127,400.00
Stewart Cink	T24	75-73-73-69	290 120,400.00
Kenny Perry	T24	76-75-67-72	290 120,400.00
Steve Stricker	T24	74-74-70-72	290 120,400.00
Briny Baird	T27	74-71-70-76	291 115,500.00
Andres Romero	T27	73-68-78-72	291 115,500.00
Tim Clark	29	78-74-71-69	292 113,400.00
Bubba Watson	30	71-74-74-76	295 112,000.00

Championship Summaries

THE TOUR Championship presented by Coca-Cola

2009



Phil Mickelson

Atlanta, GA
East Lake GC

September 24-27, 2009

FedExCup Points: 2,500 (1st)
Par/Yards: 35-35—70/7,304

Purse: \$7,500,000

LEADERS

First Round

Sean O'Hair.....	66 (-4)
Stewart Cink.....	67 (-3)
Padraig Harrington.....	67 (-3)
Tiger Woods.....	67 (-3)
Lucas Glover.....	68 (-2)
Steve Marino.....	69 (-1)
Retief Goosen.....	69 (-1)
Dustin Johnson.....	69 (-1)
Phil Mickelson.....	73 (T26)

Second Round

Tiger Woods.....	135 (-5)
Padraig Harrington.....	136 (-4)
Sean O'Hair.....	136 (-4)
Ernie Els.....	137 (-3)
Kenny Perry.....	138 (-2)
Jerry Kelly.....	138 (-2)
Phil Mickelson.....	140 (T12)

Third Round

Kenny Perry.....	202 (-8)
Tiger Woods.....	204 (-6)
Phil Mickelson.....	206 (-4)
Sean O'Hair.....	206 (-4)
Padraig Harrington.....	207 (-3)
Steve Marino.....	207 (-3)
Steve Stricker.....	208 (-2)
Ernie Els.....	208 (-2)

CUT: A field of 30 professionals with no cut.

WEATHER: Thursday: Partly cloudy and warm. Winds E-SE 4-8 mph. High of 85. Friday: Partly cloudy, hot and humid. Winds light and variable becoming W 4-8 mph. High of 87. Saturday: Mostly cloudy and

humid. Tee times were moved up to 8 a.m. to avoid strong showers and thunderstorms, which hit the course around 3 p.m. (45 minutes after the conclusion of play). Winds E-NE 5-10 mph. High of 78. Sunday: Partly cloudy and less humid. Winds W-NW 10-15 gusting to 20 mph. High of 79.

Player	Pos.	Score	Official Money
PHIL MICKELSON.....	1	73-67-66-65	271
Tiger Woods.....	2	67-68-69-70	274
Sean O'Hair.....	3	66-70-70-69	275
Padraig Harrington.....	T4	67-69-71-69	276
Kenny Perry.....	T4	72-66-64-74	276
Steve Stricker.....	6	70-72-66-69	277
Jim Furyk.....	T7	72-68-71-67	278
Steve Marino.....	T7	69-71-67-71	278
Ernie Els.....	9	71-66-71-71	279
Lucas Glover.....	T10	68-71-72-69	280
Jerry Kelly.....	T10	71-67-71-71	280
John Senden.....	T10	70-70-69-71	280
Angel Cabrera.....	T13	72-67-70-72	281
David Toms.....	T13	74-66-70-71	281
Nick Watney.....	T13	70-69-71-71	281

Player	Pos.	Score	Official Money
Zach Johnson.....	T16	70-72-73-67	282
Geoff Ogilvy.....	T16	75-73-64-70	282
Y.E. Yang.....	18	71-75-66-71	283
Stewart Cink.....	T19	67-72-70-75	284
Jason Dufner.....	T19	71-68-73-72	284
Heath Slocum.....	T19	73-68-71-72	284
Scott Verplank.....	22	70-71-74-70	285
Retief Goosen.....	23	69-72-72-73	286
Hunter Mahan.....	24	71-73-72-71	287
Luke Donald.....	T25	70-71-78-69	288
Mike Weir.....	T25	72-72-70-74	288
Dustin Johnson.....	27	69-74-73-73	289
Brian Gay.....	T28	72-72-76-72	292
Marc Leishman.....	T28	70-74-70-78	292
Kevin Na.....	30	73-70-75-75	293

THE TOUR Championship presented by Coca-Cola

2010



Jim Furyk

Atlanta, GA
East Lake GC

September 23-26, 2010

FedExCup Points: 2,500 (1st)
Par/Yards: 35-35—70/7,304

Purse: \$7,500,000

LEADERS

First Round

Paul Casey.....	66 (-4)
Luke Donald.....	66 (-4)
Geoff Ogilvy.....	66 (-4)
Jim Furyk.....	67 (-3)
K.J. Choi.....	68 (-2)

Second Round

Luke Donald.....	132 (-8)
Jim Furyk.....	132 (-8)
Geoff Ogilvy.....	133 (-7)
K.J. Choi.....	136 (-4)
Paul Casey.....	137 (-3)
Retief Goosen.....	137 (-3)
Kevin Na.....	137 (-3)

Third Round

Jim Furyk.....	202 (-8)
Luke Donald.....	203 (-7)
Retief Goosen.....	203 (-7)
Geoff Ogilvy.....	205 (-5)
Paul Casey.....	206 (-4)
Kevin Na.....	206 (-4)

CUT: No cut. All 30 players completed 72 holes.

WEATHER: Thursday: Partly cloudy. High of 91. Winds SE at 6-12 mph. Friday: Partly cloudy. High of 89. Winds SSE at 4-8 mph. Saturday: Partly cloudy. High of 89. Winds variable at 4-8 mph. Sunday:

Due to a forecast of thunderstorms, tee times were moved, starting at 9 a.m. Heavy rain and thunderstorms forced a suspension of play at 1:10 p.m. Play resumed at 3:01 p.m. Partly cloudy and cooler. High of 74. Winds variable at 4-8 mph.

Player	Pos.	Score	Official Money
JIM FURYK.....	1	67-65-70-70	272
Luke Donald.....	2	66-66-71-70	273
Retief Goosen.....	3	71-66-66-71	274
Paul Casey.....	T4	66-71-69-69	275
Nick Watney.....	T4	71-74-63-67	275
Charley Hoffman.....	6	71-67-69-70	277
K.J. Choi.....	T7	68-68-74-68	278
Ernie Els.....	T7	71-71-71-65	278
Zach Johnson.....	T9	74-72-66-67	279
Ryan Moore.....	T9	70-72-68-69	279
Kevin Streelman.....	T9	70-70-69-70	279
Camilo Villegas.....	T9	73-69-68-69	279
Tim Clark.....	T13	70-73-70-67	280
Geoff Ogilvy.....	T13	66-67-72-75	280
Hunter Mahan.....	T15	69-71-73-68	281

Player	Pos.	Score	Official Money
Justin Rose.....	T15	74-68-72-67	281
Robert Allenby.....	T17	71-70-71-70	282
Ben Crane.....	T17	71-69-76-66	282
Jason Day.....	T17	69-69-71-73	282
Kevin Na.....	T17	69-68-69-76	282
Bubba Watson.....	T17	75-69-67-71	282
Dustin Johnson.....	T22	73-71-73-66	283
Phil Mickelson.....	T22	69-72-68-74	283
Bo Van Pelt.....	24	74-69-69-72	284
Matt Kuchar.....	T25	72-70-72-71	285
Steve Stricker.....	T25	74-68-68-75	285
Adam Scott.....	27	74-71-69-74	288
Ryan Palmer.....	28	74-72-73-70	289
Jeff Overton.....	29	75-70-73-73	291
Martin Laird.....	30	75-73-74-73	295

Championship Summaries

TOUR Championship by Coca-Cola

2011



Bill Haas

Atlanta, GA
East Lake GC

September 19-25, 2011

FedExCup Points: 2,500 (1st)
Par/Yards: 35-35—70/7,319

Purse: \$8,000,000

LEADERS		First Round	Second Round	Third Round
	Keegan Bradley	64 (-6)	Adam Scott	132 (-8)
	Luke Donald	66 (-4)	K.J. Choi	133 (-7)
	Jason Dufner	66 (-4)	Jason Day	134 (-6)
	Chez Reavie	66 (-4)	Luke Donald	134 (-6)
	Jason Day	67 (-3)	Keegan Bradley	135 (-5)
	Charles Howell III	67 (-3)	Bill Haas	135 (-5)
	Matt Kuchar	67 (-3)	Hunter Mahan	135 (-5)
	Hunter Mahan	67 (-3)	Bubba Watson	135 (-5)
	Adam Scott	67 (-3)		
	Bill Haas	68 (-2)		

CUT: No cut. All 30 players completed 72 holes.

WEATHER: Thursday: Mostly cloudy with afternoon showers. The first round was suspended at 5:23 p.m. with four players remaining on the golf course due to lightning in the area. Play resumed at 5:55

p.m. High of 80. Winds SSE 5-10 mph. Friday: Mixture of sun and clouds. High of 80. Winds WNW 10-15 mph. Saturday: Mostly sunny with temperatures in the high 70s in the morning reaching the low 80s in the afternoon. Sunday: Mixture of sun and clouds. High of 85. Winds SSE 5-10 mph.

Player	Pos.	Score	Official Money
BILL HAAS	1	68-67-69-68	272 1,440,000.00
Hunter Mahan	2	67-68-66-71	272 864,000.00
K.J. Choi	3	68-65-70-70	273 418,666.67
Luke Donald	T3	66-68-70-69	273 418,666.67
Aaron Baddeley	T3	68-69-64-72	273 418,666.66
Jason Day	T6	67-67-69-71	274 272,000.00
Charles Howell III	T6	67-71-68-68	274 272,000.00
Adam Scott	T6	67-65-74-68	274 272,000.00
Bo Van Pelt	9	71-70-66-68	275 240,000.00
Phil Mickelson	10	68-70-67-71	276 227,200.00
Keegan Bradley	T11	64-71-72-70	277 210,400.00
Geoff Ogilvy	T11	69-68-72-68	277 210,400.00
Jason Dufner	T13	66-70-73-69	278 190,400.00
Gary Woodland	T13	72-68-72-66	278 190,400.00
Steve Stricker	15	68-70-69-72	279 176,000.00

Player	Pos.	Score	Official Money
Fredrik Jacobson	T16	70-67-68-75	280 162,400.00
Vijay Singh	T16	74-67-70-69	280 162,400.00
Brandt Snedeker	T16	68-69-74-69	280 162,400.00
David Toms	T16	73-65-73-69	280 162,400.00
Matt Kuchar	T20	67-70-71-73	281 152,000.00
Justin Rose	T20	69-75-70-67	281 152,000.00
Webb Simpson	22	69-70-70-73	282 147,200.00
Dustin Johnson	T23	70-73-70-70	283 142,400.00
Bubba Watson	T23	71-64-79-69	283 142,400.00
John Senden	25	73-71-69-71	284 137,600.00
Chez Reavie	T26	66-77-68-74	285 132,800.00
Nick Watney	T26	72-67-72-74	285 132,800.00
Mark Wilson	T26	72-70-74-69	285 132,800.00
Y.E. Yang	29	72-70-75-72	289 129,600.00
Jonathan Byrd	30	70-74-73-75	292 128,000.00

TOUR Championship by Coca-Cola

2012



Brandt Snedeker

Atlanta, GA
East Lake Golf Course

September 20-23, 2012

FedExCup Points: 2,500

Purse: \$8,000,000

Par/Yards: 35-35—70/7,319

LEADERS		First Round	Second Round	Third Round
	Justin Rose	66 (-4)	Jim Furyk	133 (-7)
	Tiger Woods	66 (-4)	Justin Rose	134 (-6)
	Matt Kuchar	67 (-3)	Bo Van Pelt	135 (-5)
	Scott Piercy	67 (-3)	Bubba Watson	135 (-5)
	Steve Stricker	67 (-3)	Dustin Johnson	136 (-4)
	Bo Van Pelt	67 (-3)	Matt Kuchar	136 (-4)
	Brandt Snedeker	68 (-2)	Brandt Snedeker	138 (-2)

CUT: No cut. All 30 players completed 72 holes.

WEATHER: Thursday: Mostly sunny, with some clouds early in the day. High of 80. Winds W at 5-10 mph. Friday: Partly cloudy. High of 83. Winds SW at 8-12 mph. Saturday: Partly cloudy and breezy.

Temperatures in the mid 80s. Winds W at 10-15 mph. Sunday: Sunny. Temperatures in the mid 70s. Winds NW at 10-15 mph, gusting to 20 mph.

Player	Pos.	Score	Official Money
BRANDT SNEDEKER	1	68-70-64-68	270 \$1,440,000.00
Justin Rose	2	66-68-68-71	273 864,000.00
Luke Donald	T3	71-69-67-67	274 468,000.00
Ryan Moore	T3	69-70-65-70	274 468,000.00
Webb Simpson	T5	71-68-70-66	275 304,000.00
Bubba Watson	T5	69-66-70-70	275 304,000.00
Jim Furyk	7	69-64-72-72	277 272,000.00
Hunter Mahan	T8	68-73-71-66	278 248,000.00
Tiger Woods	T8	66-73-67-72	278 248,000.00
Robert Garrigus	T10	68-69-69-73	279 205,760.00
Dustin Johnson	T10	69-67-73-70	279 205,760.00
Matt Kuchar	T10	67-69-70-73	279 205,760.00
Rory McIlroy	T10	69-68-68-74	279 205,760.00
Bo Van Pelt	T10	67-68-71-73	279 205,760.00
Sergio Garcia	T15	69-73-71-68	281 167,200.00

Player	Pos.	Score	Official Money
Zach Johnson	T15	68-69-70-74	281 \$167,200.00
Phil Mickelson	T15	69-71-72-69	281 167,200.00
Scott Piercy	T15	67-73-71-70	281 167,200.00
Adam Scott	19	68-73-70-72	283 156,800.00
Jason Dufner	T20	70-70-71-73	284 152,000.00
Carl Pettersson	T20	71-67-75-71	284 152,000.00
Steve Stricker	22	67-73-73-73	286 147,200.00
Keegan Bradley	T23	70-73-70-74	287 140,800.00
Rickie Fowler	T23	71-68-72-76	287 140,800.00
Louis Oosthuizen	T23	70-71-69-77	287 140,800.00
John Senden	26	72-68-73-75	288 134,400.00
Ernie Els	27	72-75-71-71	289 132,800.00
Nick Watney	28	75-74-70-74	293 131,200.00
John Huh	29	74-70-73-77	294 129,600.00
Lee Westwood	30	72-73-76-74	295 128,000.00

Championship Summaries

TOUR Championship by Coca-Cola

2013



Henrik Stenson

Atlanta, GA
East Lake GC

September 16-22, 2013

FedExCup Points: 13,590 (1st) Purse: \$8,000,000
Par/Yards: 35-35—70/ 7,307

LEADERS		First Round		Second Round		Third Round	
		Henrik Stenson	64 (-6)	Henrik Stenson	130 (-10)	Henrik Stenson	199 (-11)
		Adam Scott.....	65 (-5)	Adam Scott.....	134 (-6)	Dustin Johnson.....	203 (-7)
		Billy Horschel.....	66 (-4)	Jordan Spieth.....	135 (-5)	Steve Stricker.....	205 (-5)
		Steve Stricker.....	66 (-4)	Billy Horschel.....	136 (-4)	Billy Horschel.....	206 (-4)
		Roberto Castro.....	67 (-3)	Dustin Johnson.....	136 (-4)	Zach Johnson.....	206 (-4)
				Justin Rose.....	136 (-4)	Justin Rose.....	206 (-4)
						Jordan Spieth.....	206 (-4)

CUT: No cut. All 30 players completed 72 holes.

WEATHER: Thursday: Mostly sunny. High of 82. Wind E at 5-10 mph shifting to SE. Friday: Partly cloudy and warmer. High of 86. Wind light and variable. Saturday: Rain beginning at 10:30 a.m. and

continuing throughout the end of the round. High of 73. Wind S at 4-8 mph. Due to inclement weather, officials moved the first tee time to 7:30 a.m. (from 9:05 a.m.) and players teed off in threesomes rather than twosomes. Sunday: Partly cloudy and less humid. High of 82. Winds NNE at 4-8 mph.

Player	Pos.	Score	Official Money
HENRIK STENSON	1	64-66-69-68	267 1,440,000.00
Jordan Spieth.....	T2	68-67-71-64	270 708,000.00
Steve Stricker.....	T2	66-71-68-65	270 708,000.00
Webb Simpson.....	4	68-71-69-63	271 384,000.00
Dustin Johnson.....	5	68-68-67-69	272 320,000.00
Justin Rose.....	6	68-68-70-67	273 288,000.00
Billy Horschel.....	T7	66-70-70-68	274 264,000.00
Zach Johnson.....	T7	69-68-69-68	274 264,000.00
Roberto Castro.....	T9	67-71-72-65	275 227,733.34
Jason Dufner.....	T9	74-70-66-65	275 227,733.33
Sergio Garcia.....	T9	68-71-69-67	275 227,733.33
Keegan Bradley.....	T12	72-65-72-67	276 200,000.00
Phil Mickelson.....	T12	71-67-70-68	276 200,000.00
Jason Day.....	T14	68-74-68-67	277 173,600.00
Jim Furyk.....	T14	70-68-73-66	277 173,600.00

Player	Pos.	Score	Official Money
Adam Scott.....	T14	65-69-74-69	277 173,600.00
Nick Watney.....	T14	72-65-70-70	277 173,600.00
Brendon de Jonge.....	T18	70-72-71-65	278 158,400.00
Luke Donald.....	T18	70-70-67-71	278 158,400.00
Hunter Mahan.....	T20	70-69-71-69	279 152,000.00
Brandt Snedeker.....	T20	69-75-67-68	279 152,000.00
Gary Woodland.....	T22	70-67-71-72	280 145,600.00
Tiger Woods.....	T22	73-71-69-67	280 145,600.00
Bill Haas.....	T24	70-69-69-74	282 139,200.00
Kevin Streelman.....	T24	69-72-74-67	282 139,200.00
Matt Kuchar.....	T26	69-74-69-71	283 133,600.00
D.A. Points.....	T26	72-67-70-74	283 133,600.00
Graham DeLaet.....	28	68-71-72-73	284 131,200.00
Charl Schwartzel.....	29	68-79-77-66	290 129,600.00
Boo Weekley.....	30	70-75-73-74	292 128,000.00

TOUR Championship by Coca-Cola

2014



Billy Horschel

Atlanta, GA
East Lake Golf Course

September 8-14, 2014

FedExCup Points: 2,500 (1st) Purse: \$8,000,000
Par/Yards: 35-35—70/7,307

LEADERS		First Round		Second Round		Third Round	
		Billy Horschel	66 (-4)	Billy Horschel	132 (-8)	Billy Horschel	201 (-9)
		Chris Kirk.....	66 (-4)	Jason Day.....	134 (-6)	Rory McIlroy.....	201 (-9)
		Jason Day.....	67 (-3)	Chris Kirk.....	134 (-6)	Jim Furyk.....	203 (-7)
		Jim Furyk.....	67 (-3)	Rory McIlroy.....	134 (-6)	Jason Day.....	204 (-6)
		Patrick Reed.....	67 (-3)	Jim Furyk.....	136 (-4)	Rickie Fowler.....	204 (-6)
		Bubba Watson.....	67 (-3)	Kevin Na.....	136 (-4)	Justin Rose.....	204 (-6)
				Ryan Palmer.....	136 (-4)		
				Cameron Tringale.....	136 (-4)		

CUT: No cut. All 29 players completed 72 holes.

WEATHER: Thursday: Partly cloudy and warm. High of 88. Wind WSW at 7-12 mph. Friday: Partly cloudy and warm. High in the upper 80s. Wind WNW at 5-10 mph. Saturday: Cloudy. High of 84. Wind NNW at 7-12 mph. Sunday: Mostly cloudy. High of 80. Wind ENE at 7-12 mph.

Player	Pos.	Score	Official Money
BILLY HORSCHTEL	1	66-66-69-68	269 1,440,000.00
Jim Furyk.....	T2	67-69-67-69	272 708,000.00
Rory McIlroy.....	T2	69-65-67-71	272 708,000.00
Chris Kirk.....	T4	66-68-71-68	273 343,333.34
Jason Day.....	T4	67-67-70-69	273 343,333.33
Justin Rose.....	T4	72-66-66-69	273 343,333.33
Ryan Palmer.....	7	69-67-69-69	274 275,000.00
Rickie Fowler.....	8	69-68-67-71	275 260,000.00
Sergio Garcia.....	T9	69-71-70-66	276 231,666.67
Gary Woodland.....	T9	71-75-63-67	276 231,666.67
Adam Scott.....	T9	69-72-65-70	276 231,666.66
Russell Henley.....	12	70-68-67-72	277 210,000.00
Matt Kuchar.....	13	68-71-69-70	278 200,000.00
Bubba Watson.....	14	67-73-67-73	280 190,000.00
Cameron Tringale.....	15	68-68-74-71	281 180,000.00

Player	Pos.	Score	Official Money
Bill Haas.....	16	68-71-73-70	282 175,000.00
Brendon Todd.....	T17	70-75-72-66	283 168,000.00
Jimmy Walker.....	T17	73-69-69-72	283 168,000.00
Kevin Na.....	T19	70-66-75-73	284 160,000.00
Patrick Reed.....	T19	67-74-74-69	284 160,000.00
Zach Johnson.....	21	68-74-72-71	285 154,000.00
Hideki Matsuyama.....	22	71-71-71-73	286 150,000.00
Martin Kaymer.....	T23	73-69-73-73	288 143,000.00
Hunter Mahan.....	T23	74-72-71-71	288 143,000.00
Webb Simpson.....	T23	74-72-72-70	288 143,000.00
John Senden.....	26	72-75-69-74	290 138,000.00
Morgan Hoffmann.....	T27	70-73-73-76	292 135,000.00
Jordan Spieth.....	T27	71-70-80-71	292 135,000.00
Geoff Ogilvy.....	29	77-77-73-73	300 132,000.00

Championship Summaries

TOUR Championship by Coca-Cola

2015



Jordan Spieth

Atlanta, GA
East Lake Golf Course

September 21-27, 2015 FedExCup Points: 2,000
Par/Yards: 35-35—70/7,307

Purse: \$8,250,000

LEADERS

First Round

Henrik Stenson	63 (-7)
Paul Casey	65 (-5)
Zach Johnson	66 (-4)
Rory McIlroy	66 (-4)
Steven Bowditch	68 (-2)
J.B. Holmes	68 (-2)
Brooks Koepka	68 (-2)
Kevin Na	68 (-2)
Brandt Snedeker	68 (-2)
Jordan Spieth	68 (-2)

Second Round

Henrik Stenson	131 (-9)
Jordan Spieth	134 (-6)
Paul Casey	135 (-5)
Zach Johnson	136 (-4)
Steven Bowditch	137 (-3)
Rory McIlroy	137 (-3)

Third Round

Jordan Spieth	202 (-8)
Henrik Stenson	203 (-7)
Paul Casey	206 (-4)
Rickie Fowler	206 (-4)
Zach Johnson	207 (-3)
Rory McIlroy	207 (-3)

CUT: No cut. 28 of 29 players completed 72 holes.

WEATHER: Thursday: Partly cloudy with a high of 88. Wind WSW at 7-12 mph. Friday: Mist and drizzle in between showers. High of 68. Wind NNE at 10-15 mph. Saturday: Rain showers all day with a high of 71. ENE wind at 7-12 mph. Sunday: Cloudy with a high of 74. Wind E at 7-12 mph.

Player	Pos.	Score	Official Money
JORDAN SPIETH	1	68-66-68-69	271 \$1,485,000.00
Danny Lee	T2	69-72-69-65	275 618,750.00
Justin Rose	T2	70-68-71-66	275 618,750.00
Henrik Stenson	T2	63-68-72-72	275 618,750.00
Paul Casey	T5	65-70-71-70	276 302,500.00
Dustin Johnson	T5	69-72-71-64	276 302,500.00
Bubba Watson	T5	70-71-68-67	276 302,500.00
J.B. Holmes	T8	68-72-68-69	277 255,750.00
Zach Johnson	T8	66-70-71-70	277 255,750.00
Jason Day	T10	69-71-70-68	278 228,525.00
Matt Kuchar	T10	71-70-69-68	278 228,525.00
Daniel Berger	T12	69-73-68-70	280 196,350.00
Steven Bowditch	T12	68-69-73-70	280 196,350.00
Rickie Fowler	T12	69-70-67-74	280 196,350.00
Hideki Matsuyama	T12	69-72-69-70	280 196,350.00

Player	Pos.	Score	Official Money
Rory McIlroy	T16	66-71-70-74	281 171,600.00
Kevin Na	T16	68-73-70-70	281 171,600.00
Sangmoon Bae	T18	73-70-72-69	284 160,050.00
Brooks Koepka	T18	68-74-72-70	284 160,050.00
Robert Streb	T18	75-75-69-65	284 160,050.00
Jimmy Walker	T18	73-71-74-66	284 160,050.00
Harris English	T22	71-76-71-67	285 148,500.00
Charley Hoffman	T22	73-72-70-70	285 148,500.00
Brandt Snedeker	T22	68-72-75-70	285 148,500.00
Scott Piercy	25	74-73-73-70	290 141,900.00
Bill Haas	26	72-73-72-76	293 138,600.00
Patrick Reed	27	72-74-77-71	294 136,950.00
Kevin Kisner	28	76-77-72-73	298 135,300.00

TOUR Championship

2016



Rory McIlroy

Atlanta, GA
East Lake Golf Course

September 19-25, 2016 FedExCup Points: 2,000 (first)
Par/Yards: 35-35—70/7,385

Purse: \$8,500,000

LEADERS

First Round

Kevin Chappell	66 (-4)
Dustin Johnson	66 (-4)
Hideki Matsuyama	66 (-4)
Jason Day	67 (-3)
Si Woo Kim	67 (-3)
Kevin Kisner	67 (-3)
Rory McIlroy	68 (-2)

Second Round

Dustin Johnson	133 (-7)
Kevin Chappell	134 (-6)
Kevin Kisner	137 (-3)
Hideki Matsuyama	137 (-3)
Paul Casey	138 (-2)
Rory McIlroy	138 (-2)
Ryan Moore	138 (-2)

Third Round

Kevin Chappell	202 (-8)
Dustin Johnson	202 (-8)
Rory McIlroy	204 (-6)
Ryan Moore	204 (-6)
Hideki Matsuyama	205 (-5)

CUT: No cut. 30 players started and 29 players completed 72 holes.

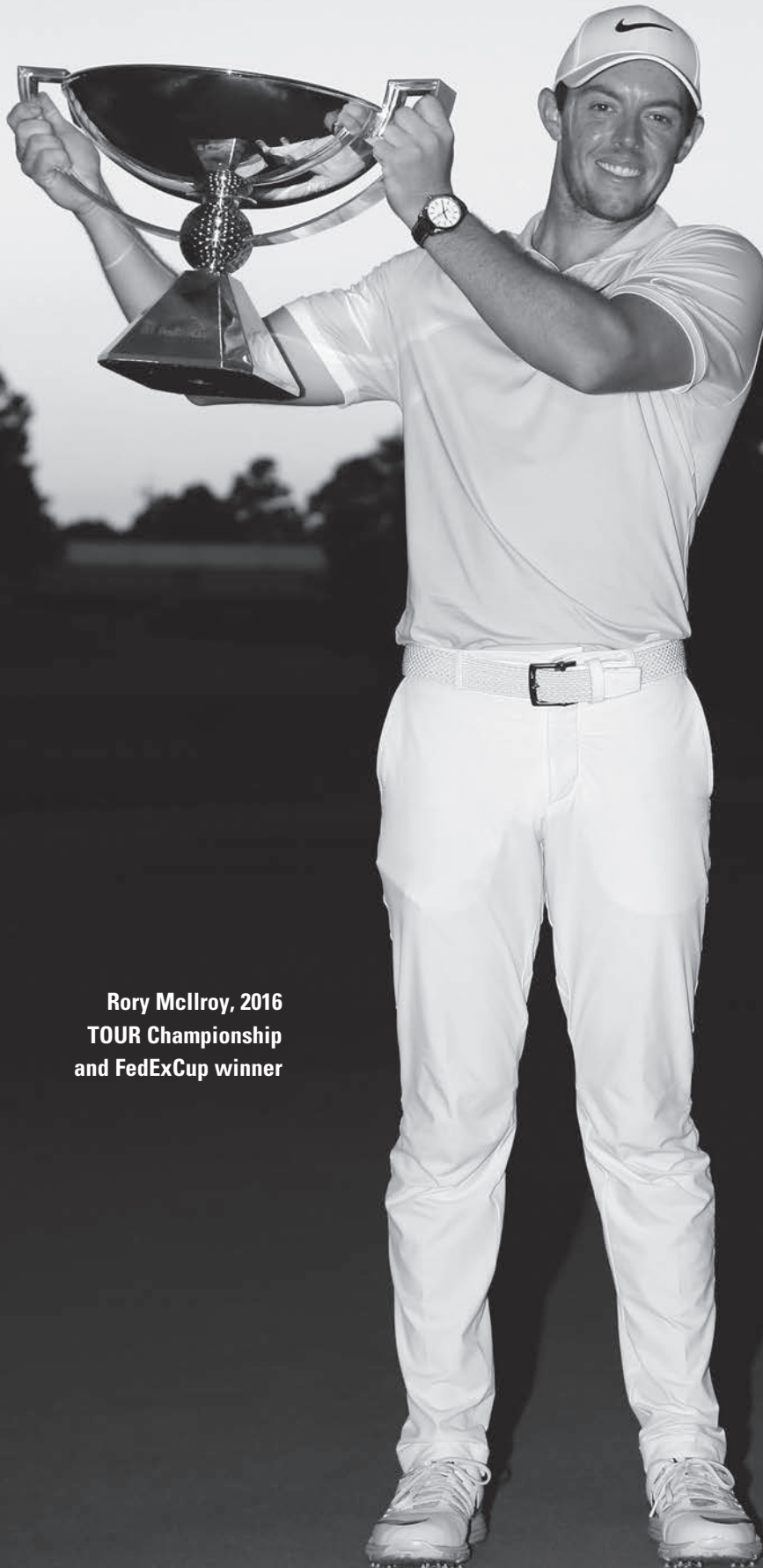
WEATHER: Thursday: Partly cloudy with a high of 89. Wind NNE at 6-12 mph. Friday: Clear skies with a high of 89. Wind N at 5-10 mph. Saturday: Hot and humid conditions with a high in the lower 90s. Calm NNE wind reaching 5-10 mph in the afternoon. Sunday: Partly cloudy skies with temperatures in the lower 90s. Wind E at 5-10 mph.

Player	Pos.	Score	Official Money
RORY MCILROY	1	68-70-66-64	268 \$1,530,000.00
<i>Won with a birdie on the fourth playoff hole.</i>			
Kevin Chappell	T2	66-68-68-66	268 752,250.00
Ryan Moore	T2	70-68-66-64	268 752,250.00
Paul Casey	4	68-70-69-64	271 408,000.00
Hideki Matsuyama	5	66-71-68-69	274 340,000.00
Dustin Johnson	T6	66-67-69-73	275 297,500.00
Justin Thomas	T6	68-71-69-67	275 297,500.00
Jason Dufner	T8	73-67-66-70	276 263,500.00
Adam Scott	T8	69-71-71-65	276 263,500.00
Emiliano Grillo	T10	73-70-66-69	278 218,620.00
Si Woo Kim	T10	67-72-74-65	278 218,620.00
Charl Schwartzel	T10	74-67-66-71	278 218,620.00
Bubba Watson	T10	72-73-66-67	278 218,620.00
Gary Woodland	T10	72-70-69-67	278 218,620.00
Daniel Berger	T15	74-69-68-68	279 \$183,600.00

Player	Pos.	Score	Official Money
Matt Kuchar	T15	69-73-68-69	279 183,600.00
Roberto Castro	T17	73-70-67-70	280 166,600.00
William McGirt	T17	77-69-66-68	280 166,600.00
Sean O'Hair	T17	74-68-73-65	280 166,600.00
Brandt Snedeker	T17	72-69-72-67	280 166,600.00
Jordan Spieth	T17	68-72-72-68	280 166,600.00
Phil Mickelson	22	74-72-69-66	281 156,400.00
Russell Knox	23	73-66-71-72	282 153,000.00
Patrick Reed	T24	73-70-70-70	283 147,900.00
Jhonattan Vegas	T24	70-73-71-69	283 147,900.00
Kevin Kisner	26	67-70-76-71	284 142,800.00
J.B. Holmes	27	73-71-70-72	286 141,100.00
Jimmy Walker	28	74-74-71-68	287 139,400.00
Kevin Na	29	77-74-72-70	293 137,700.00

W—67-Jason Day.

FedExCup Playoffs Championship Summaries



**Rory McIlroy, 2016
TOUR Championship
and FedExCup winner**

THE NORTHERN TRUST Summaries

2007



Steve Stricker

Westchester Country Club
Harrison, NY

August 23-26, 2007

FedExCup Points: 50,000
Par/Yards: 36-35—71/6,839

Purse: \$7,000,000

LEADERS

First Round

Rory Sabbatini	63 (-8)
K.J. Choi	64 (-7)
Rich Beem	64 (-7)
Brian Gay	65 (-6)
Steve Flesch	65 (-6)
Carl Pettersson	65 (-6)
Ernie Els	65 (-6)
Steve Stricker	67 (T11)

Second Round

K.J. Choi	130 (-12)
Rich Beem	132 (-10)
Steve Stricker	134 (-8)
Geoff Ogilvy	134 (-8)
Rory Sabbatini	134 (-8)
Kenny Perry	136 (-6)
Anthony Kim	136 (-6)
Ernie Els	136 (-6)
Sergio Garcia	136 (-6)
Retief Goosen	136 (-6)
Adam Scott	136 (-6)
Bill Haas	136 (-6)

Third Round

Steve Stricker	199 (-14)
K.J. Choi	200 (-13)
Hunter Mahan	201 (-12)
Rich Beem	201 (-12)
Woody Austin	203 (-10)
Geoff Ogilvy	203 (-10)

CUT: 75 players at even-par 140 from a field of 138 professionals.

NOTEWORTHY: Steve Stricker won his first PGA TOUR event since 2001 at the first event in the PGA TOUR Playoffs for the FedExCup. Stricker birdied four of the final five holes in the final round to overtake K.J. Choi. Stricker jumped to No. 1 in the FedExCup points standings with the victory. Hunter Mahan's third-round 62 tied the par-71

Westchester Country Club course record held by Dan Sikes, Jim Wright and Peter Jacobsen.

WEATHER: Thursday: Mostly cloudy with a high of 72 degrees. Friday: Partly cloudy with dense early-morning fog. High of 82. Saturday: Warmer and humid, with a high of 90. Sunday: Mostly cloudy with a high of 83.

Player	Pos.	Score	FedEx Pts/ Money
STEVE STRICKER	1	67-67-65-69	268 9,000 \$1,260,000.00
K.J. Choi	2	64-66-70-70	270 5,400 756,000.00
Rory Sabbatini	3	63-71-69-68	271 3,400 476,000.00
Mark Calcavecchia	4	67-75-65-85	272 2,067 289,333.34
Ernie Els	T4	65-71-68-68	272 2,067 289,333.33
Geoff Ogilvy	T4	68-66-69-69	272 2,067 289,333.33
Rich Beem	T7	64-68-69-72	273 1,613 225,750.00
Phil Mickelson	T7	67-70-69-67	273 1,613 225,750.00
Robert Garrigus	T9	70-70-68-66	274 1,350 189,000.00
Jerry Kelly	T9	67-70-69-68	274 1,350 189,000.00
Ian Poulter	T9	70-67-70-67	274 1,350 189,000.00
Woody Austin	T12	69-68-66-72	275 1,100 154,000.00
Steve Flesch	T12	65-72-67-71	275 1,100 154,000.00
Justin Rose	T14	70-68-70-68	276 900 126,000.00
Adam Scott	T14	67-69-72-68	276 900 126,000.00
Heath Slocum	T14	66-73-67-70	276 900 126,000.00
Tim Clark	T17	69-68-72-68	277 725 101,500.00
Bob Heintz	T17	69-73-70-65	277 725 101,500.00
Anthony Kim	T17	68-68-71-70	277 725 101,500.00
Hunter Mahan	T17	70-69-62-76	277 725 101,500.00
Ryan Armour	T21	72-67-70-69	278 540 75,600.00
Arron Oberholser	T21	67-70-68-73	278 540 75,600.00
Tim Petrovic	T21	69-69-68-72	278 540 75,600.00
Camilo Villegas	T21	68-70-73-67	278 540 75,600.00
Aaron Baddeley	T25	71-67-70-71	279 350 49,035.00
Stewart Cink	T25	72-67-73-67	279 350 49,035.00

Player	Pos.	Score	FedEx Pts/ Money
Jason Dufner	T25	73-69-68-69	279 350 49,035.00
Jim Furyk	T25	70-69-71-69	279 350 49,035.00
Sergio Garcia	T25	69-67-70-73	279 350 49,035.00
Zach Johnson	T25	68-71-70-70	279 350 49,035.00
Sean O'Hair	T25	73-69-69-68	279 350 49,035.00
Kenny Perry	T25	69-67-68-75	279 350 49,035.00
Brett Quigley	T25	67-73-72-67	279 350 49,035.00
Nick Watney	T25	70-72-68-69	279 350 49,035.00
Padraig Harrington	T35	71-68-70-71	280 241 33,775.00
Matt Kuchar	T35	69-68-69-74	280 241 33,775.00
Nick O'Hern	T35	71-66-70-73	280 241 33,775.00
Rod Pampling	T35	69-72-69-70	280 241 33,775.00
Scott Verplank	T35	68-71-69-72	280 241 33,775.00
Boo Weekley	T35	71-67-72-70	280 241 33,775.00
Briny Baird	T41	66-75-71-69	281 175 24,500.00
Brian Gay	T41	65-73-72-71	281 175 24,500.00
J.B. Holmes	T41	76-66-65-74	281 175 24,500.00
Doug LaBelle II	T41	69-73-71-68	281 175 24,500.00
Frank Lickliter II	T41	71-69-70-71	281 175 24,500.00
Davis Love III	T41	69-69-72-71	281 175 24,500.00
Mike Weir	T41	69-73-72-67	281 175 24,500.00
Fred Funk	T48	71-69-73-69	282 126 17,593.34
Tim Herron	T48	71-70-71-70	282 126 17,593.34
Paul Goydos	T48	71-69-66-76	282 126 17,593.33
Bill Haas	T48	68-68-72-74	282 126 17,593.33
Charley Hoffman	T48	69-72-70-71	282 126 17,593.33

Player	Pos.	Score	FedEx Pts/ Money
Troy Matteson	T48	70-71-70-71	282 126 \$17,593.33
Brian Davis	T54	68-71-70-74	283 114 15,890.00
J.P. Hayes	T54	75-67-71-70	283 114 15,890.00
Fredrik Jacobson	T54	70-67-77-69	283 114 15,890.00
Cliff Kresge	T54	69-70-72-72	283 114 15,890.00
Corey Pavin	T54	68-73-72-70	283 114 15,890.00
John Rollins	T54	71-71-70-71	283 114 15,890.00
Joe Durant	T60	71-69-72-72	284 108 15,120.00
Retief Goosen	T60	68-68-74-74	284 108 15,120.00
Vaughn Taylor	T60	71-71-77-65	284 108 15,120.00
D.J. Trahan	T60	73-68-70-73	284 108 15,120.00
Dean Wilson	T60	74-68-68-74	284 108 15,120.00
Bart Bryant	T65	72-70-70-73	285 104 14,490.00
Andrew Buckle	T65	71-69-71-74	285 104 14,490.00
Bob Estes	T65	70-72-71-72	285 104 14,490.00
Johnson Wagner	T65	73-69-76-67	285 104 14,490.00
Nathan Green	T69	72-70-74-70	286 101 14,070.00
Steve Marino	T69	72-69-74-71	286 101 14,070.00
Jason Gore	T71	72-67-75-73	287 99 13,860.00
Jeff Maggert	T72	66-73-73-76	288 97 13,580.00
John Mallinger	T72	68-72-74-74	288 97 13,580.00
Carl Pettersson	T72	65-72-74-77	288 97 13,580.00
Rocco Mediate	T75	69-73-74-74	290 95 13,300.00

(Q)=Open Qualifier; (S)=Sponsor Exemption; T= Tie

The following players did not finish (C=cut, W=withdrew)

C—143-Angel Cabrera, Alex Cejka, Luke Donald, Steve Elkington, Lucas Glover, Anders Hansen, Ryan Moore, Charles Warren, Bubba Watson, **144**-Steve Allan, Brian Bateman, Mathew Goggin, John Merrick, Kevin Na, Jeff Overton, Jesper Parnevik, David Toms, Bo Van Pelt, Charlie Wi, Mark Wilson, **145**-Billy Andrade, Chad Campbell, Tom Lehman, Shigeki Maruyama, Billy Mayfair, Shaun Micheel, Tom Pernice, Jr., Brandt Snedeker, **146**-Jonathan Byrd, Chris DiMarco, Craig Kanada, Justin Leonard, Will MacKenzie, John Senden, Vijay Singh, Bob Tway, Brett Wetterich, **147**-Jeff Gove, J.J. Henry, Ryuji Imada, George McNeill, Pat Perez, Ted Purdy, **148**-Robert Allenby, Ken Duke, Trevor Immelman, Henrik Stenson, Kevin Sutherland, **149**-Stuart Appleby, Ben Curtis, Michael Putnam, **150**-Tommy Armour III, Jose Coceres, Harrison Frazer, Charles Howell III, Joe Ogilvie, Jeff Quinney, **151**-Peter Lonard, **153**-Kevin Stadler, **159**-Daniel Chopra. **W**—Gavin Coles, **76**-Stephen Leaney, Tripp Isenhour.

THE NORTHERN TRUST Summaries

2008



Vijay Singh

Ridgewood Country Club August 21-24, 2008
Paramus, NJ

FedExCup Points: 190,000
Par/Yards: 35-36—71/7,319

Purse: \$7,000,000

LEADERS

First Round

Hunter Mahan	62 (-9)
Paul Casey	66 (-5)
Kevin Streelman	67 (-4)
Matthew Goggin	67 (-4)
Charley Hoffman	67 (-4)
Dudley Hart	67 (-4)
Vijay Singh	70 (T25)

Second Round

Steve Stricker	132 (-10)
Hunter Mahan	135 (-7)
Dudley Hart	136 (-6)
Angel Cabrera	136 (-6)
Kenny Perry	136 (-6)
Vijay Singh	140 (T21)

Third Round

Kevin Streelman	205 (-8)
Vijay Singh	206 (-7)
Mike Weir	206 (-7)
Paul Casey	206 (-7)
Sergio Garcia	206 (-7)
Five Players	208 (-5)

CUT: 36-hole cut of 72 players at 1-over-par 143 from a field of 135 professionals.

NOTEWORTHY: Vijay Singh won The Barclays for the fourth time in his career with a playoff victory over Kevin Sutherland and Sergio Garcia. Sutherland was eliminated on the first playoff hole as Singh and Garcia both made birdie putts of more than 26 feet. Singh won on the following hole over Garcia with a tap-in birdie on the par-5 17th hole.

WEATHER: Thursday: Cool start to the day, with a low of 55. Highs in the low 80s with wind from the SE 5-10 mph. Friday: More of the same with lows in the high 50s and the high reaching 83 and similar wind to Thursday. Saturday: Partly cloudy and warm with highs reaching 84. Sunday: Patchy morning fog, warm sunny skies breaking through. S-SW wind from 5-10 mph. Low was 62 degrees with the high reaching 83.

Player	Pos.	Score	FedEx Pts/ Money
VIJAY SINGH#	1	70-70-66-70	276 11,000 \$1,260,000.00
Sergio Garcia	T2	70-67-69-70	276 6,400 616,000.00
Kevin Sutherland	T2	70-69-69-68	276 6,400 616,000.00
Matthew Goggin	T4	67-74-69-67	277 4,067 289,333.34
Ben Curtis	T4	71-68-70-68	277 4,067 289,333.33
Kevin Streelman	T4	67-70-68-72	277 4,067 289,333.33
Paul Casey	T7	66-71-69-72	278 3,455 203,700.00
Martin Laird	T7	70-69-72-67	278 3,455 203,700.00
Justin Leonard	T7	70-70-71-67	278 3,455 203,700.00
Nicholas Thompson	T7	75-68-68-67	278 3,455 203,700.00
Mike Weir	T7	72-67-67-72	278 3,455 203,700.00
K.J. Choi	T12	74-69-68-68	279 2,921 129,000.00
Ken Duke	T12	72-71-67-69	279 2,921 129,000.00
Jim Furyk	T12	70-71-68-70	279 2,921 129,000.00
Dudley Hart	T12	67-69-73-70	279 2,921 129,000.00
Anthony Kim	T12	70-67-72-70	279 2,921 129,000.00
Scott Verplank	T12	73-70-67-69	279 2,921 129,000.00
Bubba Watson	T12	68-70-71-70	279 2,921 129,000.00
Stuart Appleby	T19	71-70-68-71	280 2,606 84,840.00
Angel Cabrera	T19	69-67-72-72	280 2,606 84,840.00
Jerry Kelly	T19	72-70-71-67	280 2,606 84,840.00
Phil Mickelson	T19	70-70-72-68	280 2,606 84,840.00
Steve Stricker	T19	68-64-77-71	280 2,606 84,840.00
Glen Day	T24	70-71-70-70	281 2,396 55,400.00
Tim Herron	T24	69-71-73-68	281 2,396 55,400.00

Player	Pos.	Score	FedEx Pts/ Money
J.B. Holmes	T24	71-71-73-66	281 2,396 \$55,400.00
Jesper Parnevik	T24	68-72-72-69	281 2,396 55,400.00
Rory Sabbatini	T24	70-70-72-69	281 2,396 55,400.00
Patrick Sheehan	T24	69-70-70-72	281 2,396 55,400.00
Mark Wilson	T24	72-70-71-68	281 2,396 55,400.00
Jason Day	T31	74-68-66-74	282 2,284 39,700.00
Hunter Mahan	T31	62-73-74-73	282 2,284 39,700.00
Billy Mayfair	T31	70-70-73-69	282 2,284 39,700.00
George McNeill	T31	68-70-73-71	282 2,284 39,700.00
Kevin Na	T31	72-70-68-72	282 2,284 39,700.00
John Senden	T31	71-70-72-69	282 2,284 39,700.00
Jay Williamson	T31	74-68-70-70	282 2,284 39,700.00
Robert Allenby	T38	69-73-66-75	283 2,190 26,600.00
Eric Axley	T38	78-65-68-72	283 2,190 26,600.00
Stewart Cink	T38	73-70-70-70	283 2,190 26,600.00
Tim Clark	T38	70-69-73-71	283 2,190 26,600.00
Brian Davis	T38	69-74-70-70	283 2,190 26,600.00
Charley Hoffman	T38	67-71-74-71	283 2,190 26,600.00
John Merrick	T38	69-71-70-73	283 2,190 26,600.00
Jeff Overton	T38	74-67-68-74	283 2,190 26,600.00
Tim Petrovic	T38	71-72-69-71	283 2,190 26,600.00
Brett Quigley	T38	71-69-71-72	283 2,190 26,600.00
Briny Baird	T48	69-71-69-75	284 2,124 17,400.00
Justin Bolli	T48	71-71-72-70	284 2,124 17,400.00
Lee Janzen	T48	71-69-72-72	284 2,124 17,400.00

Player	Pos.	Score	FedEx Pts/ Money
John Mallinger	T48	70-73-69-72	284 2,124 \$17,400.00
Kenny Perry	T48	69-67-72-76	284 2,124 17,400.00
Carl Pettersson	T48	72-70-71-71	284 2,124 17,400.00
Dean Wilson	T48	72-70-67-75	284 2,124 17,400.00
Rich Beem	T55	68-74-71-72	285 2,112 15,680.00
Jonathan Byrd	T55	72-70-73-70	285 2,112 15,680.00
Steve Elkington	T55	71-71-71-72	285 2,112 15,680.00
Lucas Glover	T55	70-70-75-70	285 2,112 15,680.00
Bill Haas	T55	71-68-71-75	285 2,112 15,680.00
J.J. Henry	T55	70-72-74-69	285 2,112 15,680.00
Andres Romero	T55	72-68-77-68	285 2,112 15,680.00
Ryan Palmer	T62	69-69-72-76	286 2,108 15,050.00
Nick Watney	T62	71-69-75-71	286 2,108 15,050.00
Frank Lickliter II	T64	71-71-71-74	287 2,106 14,840.00
Michael Allen	T65	73-67-75-73	288 2,104 14,560.00
Chad Campbell	T65	71-72-69-76	288 2,104 14,560.00
Charlie Wi	T65	72-71-72-73	288 2,104 14,560.00
Richard S. Johnson	T68	74-69-74-72	289 2,102 14,210.00
Brandt Snedeker	T68	71-71-73-74	289 2,102 14,210.00
Trevor Immelman	T70	70-71-76-73	290 2,100 14,000.00
Bo Van Pelt	T71	67-74-70-80	291 2,099 13,850.00
Paul Goydos	T72	70-72-77-76	295 2,098 13,720.00

Won with a birdie-4 on the second playoff hole (17th). Sutherland eliminated on the first playoff hole (18th) when Singh and Garcia made birdies.

The following players did not finish (C=cut, W=withdrew)

C—144-Woody Austin, Aaron Baddeley, Ernie Els, Steve Flesch, Jason Gore, Nathan Green, Dustin Johnson, Greg Kraft, Cliff Kresge, Matt Kuchar, Tom Lehman, Troy Matteson, Jon Mills, Sean O'Hair, Tom Pernice, Jr., Jeff Quinney, John Rollins, Heath Stocum, Camilo Villegas, **145**-Stephen Ames, Daniel Chopra, Brian Gay, Padraig Harrington, Charles Howell III, Zach Johnson, Geoff Ogilvy, Corey Pavin, Ian Poulter, David Toms, Boo Weekley, **146**-Shane Bertsch, Retief Goosen, Steve Marino, Johnson Wagner, **147**-Fred Couples, Ben Crane, James Driscoll, Rocco Mediate, Joe Ogilvie, Rod Pampling, Chez Reavie, D.J. Trahan, **148**-Brad Adamonis, Tommy Armour III, Bart Bryant, Fredrik Jacobson, Peter Lonard, Steve Lowery, Scott McCarron, Parker McLachlin, **149**-Mark Calcavecchia, Chris DiMarco, Matt Jones, Nick O'Hern, Pat Perez, Vaughn Taylor, **150**-Michael Letzig, Adam Scott, **151**-Ryuji Imada, Charles Warren, **152**-Joe Durant, Tim Wilkinson, **154**-Ryan Moore.

THE NORTHERN TRUST Summaries

2009



Heath Slocum

Liberty National
Jersey City, NJ

August 27-30, 2009

FedExCup Points: 2,500 (1st)
Par/Yards: 36-35—71/7,419

Purse: \$7,500,000

LEADERS

First Round

Paul Goydos.....	65 (-6)
Steve Marino.....	65 (-6)
Sergio Garcia.....	65 (-6)
Webb Simpson.....	66 (-5)
Fredrik Jacobson.....	66 (-5)
Heath Slocum.....	66 (-5)
Charley Hoffman.....	66 (-5)

Second Round

Webb Simpson.....	134 (-8)
Paul Goydos.....	136 (-6)
Steve Marino.....	136 (-6)
Fredrik Jacobson.....	138 (-4)
Heath Slocum.....	138 (-4)
Ian Poulter.....	139 (-3)
Steve Stricker.....	139 (-3)
Richard S. Johnson.....	139 (-3)

Third Round

Paul Goydos.....	208 (-9)
Steve Marino.....	208 (-9)
Fredrik Jacobson.....	210 (-7)
Webb Simpson.....	210 (-7)
Steve Stricker.....	211 (-6)
Heath Slocum.....	212 (-5)
Tiger Woods.....	213 (-4)
Zach Johnson.....	213 (-4)
Padraig Harrington.....	213 (-4)
Matt Kuchar.....	213 (-4)
Ian Poulter.....	213 (-4)

CUT: 77 players at 5-over-147 from a field of 124 professionals. (Paul Casey withdrew prior to play with an injury.)

WEATHER: Thursday: Partly cloudy and cool in the morning and sunny in the afternoon with a high near 80 degrees. N-NE winds at 6-12 mph, shifting to SE later in the day. Friday: Showers throughout the day. A total of 2 inches of rain fell. Cold and blustery conditions with high of 70. Easterly winds at 6-12 mph in the morning

and 10-20 mph in the afternoon. Saturday: Due to the weather forecast for rain overnight and early Saturday morning, tee times were delayed to 10:48 a.m., with three some off No. 1 and No. 10. Sunday: Light rain in the morning before 7a.m. The sun broke through at midmorning. High of 85. Winds W 12-22 mph.

Player	Pos.	Score	FedEx Pts/ Money
HEATH SLOCUM.....	1	66-72-70-67	275 2,500.00 \$1,350,000.00
Ernie Els.....	T2	72-68-70-66	276 950.00 495,000.00
Padraig Harrington.....	T2	67-75-67-67	276 950.00 495,000.00
Steve Stricker.....	T2	69-70-68-69	276 950.00 495,000.00
Tiger Woods.....	T2	70-72-67-67	276 950.00 495,000.00
Fredrik Jacobson.....	T6	66-72-68-71	277 475.00 260,625.00
Nick Watney.....	T6	68-73-69-67	277 475.00 260,625.00
Webb Simpson.....	8	66-68-72-72	278 425.00 232,500.00
Paul Goydos.....	T9	65-71-68-75	279 375.00 202,500.00
Ian Poulter.....	T9	67-72-70-70	279 375.00 202,500.00
Scott Verplank.....	T9	73-70-68-68	279 375.00 202,500.00
Jason Day.....	T12	70-73-70-67	280 303.33 157,500.00
Brian Gay.....	T12	70-72-71-67	280 303.33 157,500.00
Brandt Snedeker.....	T12	72-75-67-66	280 303.33 157,500.00
Robert Allenby.....	T15	68-75-69-69	281 270.00 120,000.00
Jim Furyk.....	T15	69-73-70-69	281 270.00 120,000.00
Dustin Johnson.....	T15	70-74-73-64	281 270.00 120,000.00
Steve Marino.....	T15	65-71-68-77	281 270.00 120,000.00
Greg Owen.....	T15	71-74-65-71	281 270.00 120,000.00
Lee Janzen.....	T20	68-75-70-69	282 247.50 87,375.00
Hunter Mahan.....	T20	72-72-68-70	282 247.50 87,375.00
Troy Matteson.....	T20	71-71-69-71	282 247.50 87,375.00
Y.E. Yang.....	T20	71-72-68-71	282 247.50 87,375.00
Jonathan Byrd.....	T24	72-74-67-70	283 227.50 63,937.50
Tim Clark.....	T24	71-70-71-71	283 227.50 63,937.50
Bill Haas.....	T24	72-70-69-72	283 227.50 63,937.50

Player	Pos.	Score	FedEx Pts/ Money
Kevin Na.....	T24	73-72-71-67	283 227.50 63,937.50
Stewart Cink.....	T28	70-72-71-71	284 210.00 53,250.00
Zach Johnson.....	T28	70-72-67-75	284 210.00 53,250.00
Matt Kuchar.....	T28	68-73-68-75	284 210.00 53,250.00
Luke Donald.....	T31	73-69-73-70	285 177.50 39,900.00
Sergio Garcia.....	T31	65-76-74-70	285 177.50 39,900.00
Charley Hoffman.....	T31	66-74-71-74	285 177.50 39,900.00
J.B. Holmes.....	T31	73-73-69-70	285 177.50 39,900.00
Richard S. Johnson.....	T31	68-71-73-73	285 177.50 39,900.00
Justin Leonard.....	T31	68-75-72-70	285 177.50 39,900.00
D.A. Points.....	T31	70-71-74-70	285 177.50 39,900.00
David Toms.....	T31	67-75-71-72	285 177.50 39,900.00
Bo Van Pelt.....	T31	70-74-66-75	285 177.50 39,900.00
Mike Weir.....	T31	71-71-72-71	285 177.50 39,900.00
Fred Couples.....	T41	71-76-69-70	286 140.00 27,750.00
Ben Crane.....	T41	74-73-69-70	286 140.00 27,750.00
Rod Pampling.....	T41	68-73-69-76	286 140.00 27,750.00
Justin Rose.....	T41	73-72-69-72	286 140.00 27,750.00
Boo Weekley.....	T41	75-70-74-67	286 140.00 27,750.00
Chad Campbell.....	T46	72-75-70-70	287 112.50 20,400.00
Bob Estes.....	T46	73-74-70-70	287 112.50 20,400.00
Davis Love III.....	T46	70-75-72-70	287 112.50 20,400.00
John Mallinger.....	T46	74-72-70-71	287 112.50 20,400.00
Tim Petrovic.....	T46	69-76-74-68	287 112.50 20,400.00
Chris Riley.....	T46	72-75-70-70	287 112.50 20,400.00
Harrison Frazar.....	T52	73-71-72-72	288 82.50 17,400.00

Player	Pos.	Score	FedEx Pts/ Money
Jerry Kelly.....	T52	72-74-76-66	288 82.50 \$17,400.00
Anthony Kim.....	T52	75-71-71-71	288 82.50 17,400.00
Phil Mickelson.....	T52	70-75-74-69	288 82.50 17,400.00
Kenny Perry.....	T52	71-75-71-71	288 82.50 17,400.00
Kevin Sutherland.....	T52	69-76-75-68	288 82.50 17,400.00
Cameron Beckman.....	T58	70-72-74-73	289 52.50 16,425.00
Daniel Chopra.....	T58	77-69-71-72	289 52.50 16,425.00
James Nitties.....	T58	71-75-73-70	289 52.50 16,425.00
Adam Scott.....	T58	75-72-72-70	289 52.50 16,425.00
Kevin Streelman.....	T58	68-78-69-74	289 52.50 16,425.00
Mark Wilson.....	T58	72-75-72-70	289 52.50 16,425.00
Bill Lunde.....	T64	70-73-71-76	290 30.00 15,750.00
John Senden.....	T64	72-73-71-74	290 30.00 15,750.00
Vaughn Taylor.....	T64	71-76-69-74	290 30.00 15,750.00
J.J. Henry.....	T67	72-73-74-72	291 15.00 15,300.00
Brett Quigley.....	T67	70-77-72-72	291 15.00 15,300.00
Charlie Wi.....	T67	73-73-73-72	291 15.00 15,300.00
Retief Goosen.....	T70	70-74-74-74	292 4.90 14,850.00
Charles Howell III.....	T70	76-70-72-74	292 4.90 14,850.00
Ryan Moore.....	T70	68-78-77-69	292 4.90 14,850.00
Alex Cejka.....	T73	71-72-77-73	293 4.60 14,400.00
Jeff Overton.....	T73	72-71-77-73	293 4.60 14,400.00
John Rollins.....	T73	71-73-73-76	293 4.60 14,400.00
Joe Ogilvie.....	76	73-72-78-76	299 4.40 14,100.00
Todd Hamilton.....	77	71-74-79-76	300 4.30 13,950.00

The following players did not finish (C=cut, W=withdrew)

C—148-Matt Bettencourt, Jason Bohn, Mark Calcavecchia, Nathan Green, George McNeill, John Merrick, Bubba Watson, **149**-Stephen Ames, K.J. Choi, Scott McCarron, Bryce Molder, Rory Sabbatini, **150**-Aaron Baddeley, Briny Baird, James Driscoll, Jason Dufner, Robert Garrigus, Jeff Maggert, Geoff Ogilvy, Vijay Singh, Kevin Stadler, D.J. Trahan, **151**-Brian Davis, Jeff Klauk, Marc Leishman, Pat Perez, **152**-Michael Allen, Woody Austin, Angel Cabrera, Tim Herron, **153**-Nick O'Hern, Ted Purdy, **154**-David Mathis, Sean O'Hair, Scott Piercy, **156**-Greg Chalmers, Lucas Glover, Ryuyi Imada, Jeff Quinney, **157**-Chris DiMarco, **158**-Roland Thatcher, **159**-Ben Curtis. **W—78**-Mathew Goggin, **77**-Chris Stroud, **75**-Camilo Villegas, **69**-Michael Letzig. **D—72**-Steve Flesch.

THE NORTHERN TRUST Summaries

2010



Matt Kuchar

Ridgewood CC
Paramus, NJ

August 23-29, 2010

FedExCup Points: 2,500 (1st)
Par/Yards: 35-36--71/ 7,319

Purse: \$7,500,000

LEADERS

First Round

Vaughn Taylor.....	65 (-6)
Tiger Woods.....	65 (-6)
Brian Gay.....	66 (-5)
Ryan Palmer.....	66 (-5)
Adam Scott.....	66 (-5)
Matt Kuchar.....	68 (T20)

Second Round

Jason Day.....	134 (-8)
Kevin Streelman.....	135 (-7)
Vaughn Taylor.....	135 (-7)
Stewart Cink.....	136 (-6)
Martin Laird.....	136 (-6)
John Senden.....	136 (-6)
Matt Kuchar.....	137 (-5)

Third Round

Martin Laird.....	201 (-12)
Jason Day.....	204 (-9)
Dustin Johnson.....	204 (-9)
Adam Scott.....	205 (-8)
Matt Kuchar.....	206 (-7)
Ryan Palmer.....	206 (-7)
Justin Rose.....	206 (-7)
John Senden.....	206 (-7)
Kevin Streelman.....	206 (-7)
Vaughn Taylor.....	206 (-7)

CUT: 72 players at even-par 142 from a field of 121 professionals.

WEATHER: Partly sunny Thursday. High of 83. Winds NW at 8-20 mph. Players were allowed preferred lies in closely mown areas due to heavy rains in recent days.

Sunny Friday, with comfortable temperatures and low humidity. High near 80, with NW winds at 6-12mph. Sunny and pleasant Saturday. High in the low-80s. Winds NNW at 4-8 mph. Sunny Sunday. High in the lower-90s. Winds WNW at 5-10 mph.

Player	Pos.	Score	FedEx Pts/ Money
MATT KUCHAR	1	68-69-69-66	272 2,500.00 \$1,350,000.00
Martin Laird.....	2	69-67-65-71	272 1,500.00 810,000.00
Kevin Streelman.....	3	72-63-71-68	274 875.00 435,000.00
Steve Stricker.....	3	70-70-68-66	274 875.00 435,000.00
Jason Day.....	5	67-67-70-71	275 481.25 263,437.50
Ryan Palmer.....	5	66-74-66-69	275 481.25 263,437.50
Rory Sabbatini.....	5	68-74-69-64	275 481.25 263,437.50
Vaughn Taylor.....	5	65-70-71-69	275 481.25 263,437.50
Dustin Johnson.....	9	71-69-64-72	276 375.00 202,500.00
Adam Scott.....	9	66-71-68-71	276 375.00 202,500.00
Heath Slocum.....	9	67-71-70-68	276 375.00 202,500.00
Paul Casey.....	112	69-69-70-69	277 303.33 157,500.00
Ben Crane.....	112	67-70-73-67	277 303.33 157,500.00
Tiger Woods.....	112	65-73-72-67	277 303.33 157,500.00
Angel Cabrera.....	115	68-71-69-70	278 267.50 116,250.00
Stewart Cink.....	115	67-69-73-69	278 267.50 116,250.00
Luke Donald.....	115	70-72-68-68	278 267.50 116,250.00
Ian Poulter.....	115	70-72-66-70	278 267.50 116,250.00
Justin Rose.....	115	72-69-65-72	278 267.50 116,250.00
John Senden.....	115	67-69-70-72	278 267.50 116,250.00
Chris Couch.....	121	67-72-72-68	279 237.50 75,000.00
Brian Gay.....	121	66-72-71-70	279 237.50 75,000.00
Retief Goosen.....	121	70-70-69-70	279 237.50 75,000.00
Zach Johnson.....	121	69-69-71-70	279 237.50 75,000.00
Tim Petrovic.....	121	68-69-75-67	279 237.50 75,000.00

Player	Pos.	Score	FedEx Pts/ Money
D.J. Trahan.....	T21	67-71-72-69	279 237.50 \$75,000.00
J.P. Hayes.....	T27	72-69-67-72	280 212.50 54,375.00
Charley Hoffman.....	T27	68-72-70-70	280 212.50 54,375.00
Ryuji Imada.....	T27	72-65-70-73	280 212.50 54,375.00
Charlie Wi.....	T27	69-70-69-72	280 212.50 54,375.00
Greg Chalmers.....	T31	70-71-69-71	281 190.00 44,475.00
Davis Love III.....	T31	67-74-72-68	281 190.00 44,475.00
Hunter Mahan.....	T31	70-71-69-71	281 190.00 44,475.00
Sean O'Hair.....	T31	69-70-72-70	281 190.00 44,475.00
Bubba Watson.....	T31	71-70-70-70	281 190.00 44,475.00
Bryce Molder.....	T36	72-67-74-69	282 150.00 30,784.10
Stephen Ames.....	T36	73-68-69-72	282 150.00 30,784.09
Rickie Fowler.....	T36	71-70-67-74	282 150.00 30,784.09
Marc Leishman.....	T36	70-70-71-71	282 150.00 30,784.09
Justin Leonard.....	T36	71-71-71-69	282 150.00 30,784.09
Troy Matteson.....	T36	71-69-70-72	282 150.00 30,784.09
Kevin Na.....	T36	72-69-69-72	282 150.00 30,784.09
Michael Sim.....	T36	69-70-71-72	282 150.00 30,784.09
Webb Simpson.....	T36	72-65-72-73	282 150.00 30,784.09
Josh Teater.....	T36	68-71-70-73	282 150.00 30,784.09
Nick Watney.....	T36	69-71-72-70	282 150.00 30,784.09
Robert Allenby.....	T47	73-67-74-69	283 110.00 19,830.00
Bill Haas.....	T47	69-73-67-74	283 110.00 19,830.00
Padraig Harrington.....	T47	69-68-71-75	283 110.00 19,830.00
D.A. Points.....	T47	70-70-72-71	283 110.00 19,830.00

Player	Pos.	Score	FedEx Pts/ Money
Y.E. Yang.....	T47	73-67-74-69	283 110.00 \$19,830.00
Stuart Appleby.....	T52	70-71-71-72	284 87.50 17,587.50
Robert Garrigus.....	T52	69-72-69-74	284 87.50 17,587.50
Andres Romero.....	T52	73-69-70-72	284 87.50 17,587.50
Jimmy Walker.....	T52	68-74-71-71	284 87.50 17,587.50
Aaron Baddeley.....	T56	72-70-72-71	285 67.50 16,875.00
Jonathan Byrd.....	T56	67-72-75-71	285 67.50 16,875.00
Rory McIlroy.....	T56	68-74-71-72	285 67.50 16,875.00
Jeff Overton.....	T56	68-73-73-71	285 67.50 16,875.00
Chad Campbell.....	T60	72-69-72-73	286 47.50 16,275.00
Brian Davis.....	T60	72-70-75-69	286 47.50 16,275.00
Matt Jones.....	T60	72-70-70-74	286 47.50 16,275.00
Pat Perez.....	T60	67-73-70-76	286 47.50 16,275.00
Chad Collins.....	T64	68-74-73-72	287 27.50 15,675.00
David Duval.....	T64	68-72-72-75	287 27.50 15,675.00
Spencer Levin.....	T64	72-69-73-73	287 27.50 15,675.00
Camilo Villegas.....	T64	67-74-71-75	287 27.50 15,675.00
John Merrick.....	T68	73-69-73-73	288 10.00 15,150.00
Kenny Perry.....	T68	72-70-75-71	288 10.00 15,150.00
Scott Verplank.....	T68	67-75-73-73	288 10.00 15,150.00
Ernie Els.....	71	71-71-73-74	289 4.90 14,850.00
J.J. Henry.....	72	68-73-77-73	291 4.80 14,700.00

#Won with a birdie-3 on the first playoff hole

The following players did not finish (C=cut, W=withdrew)

C—143-Briny Baird, Cameron Beckman, K.J. Choi, Tom Gillis, J.B. Holmes, Fredrik Jacobson, Steve Marino, Scott Piercy, Kevin Sutherland, Dean Wilson, **144**-Tim Clark, Charles Howell III, Michael Letzig, Geoff Ogilvy, Vijay Singh, Brandt Snedeker, David Toms, **145**-Woody Austin, Ricky Barnes, Ben Curtis, Bob Estes, Derek Lamely, Ryan Moore, Alex Prugh, Chris Riley, Bo Van Pelt, Boo Weekley, **146**-Brendon de Jonge, Steve Elkington, Lucas Glover, Phil Mickelson, Carl Pettersson, John Rollins, Garrett Willis, **147**-Alex Cejka, Jerry Kelly, **148**-Graham Delaet, Anthony Kim, Kevin Stadler, **149**-Matt Bettencourt, Jason Bohn, Jason Dufner, Nathan Green, Shaun Micheel, **150**-Bill Lunde, **152**-Kris Blanks, Joe Ogilvie, **153**-Blake Adams, **W**—79-Jeff Maggert.

THE NORTHERN TRUST Summaries

2011



Dustin Johnson

Plainfield CC
Edison, NJ

August 22-28, 2011

FedExCup Points: 2,500 (1st)
Par/Yards: 35-36--71/ 6,964

Purse: \$8,000,000

LEADERS

First Round

Matt Kuchar.....	63 (-8)
Harrison Frazer.....	64 (-7)
William McGirt.....	64 (-7)
Jonathan Byrd.....	65 (-6)
Padraig Harrington.....	65 (-6)
Vijay Singh.....	65 (-6)
Chris Stroud.....	65 (-6)
Dustin Johnson.....	66 (-5)

Second Round

Matt Kuchar.....	128 (-14)
Dustin Johnson.....	129 (-13)
Vijay Singh.....	129 (-13)
Jonathan Byrd.....	131 (-11)
Aaron Baddeley.....	132 (-10)
Padraig Harrington.....	132 (-10)
Charley Hoffman.....	132 (-10)
Justin Rose.....	132 (-10)

Third Round

Dustin Johnson.....	194 (-19)
Matt Kuchar.....	196 (-17)
Vijay Singh.....	197 (-16)
Brandt Snedeker.....	197 (-16)
Jonathan Byrd.....	198 (-15)

CUT: 72 players at 4-under 138 from a field of 123 professionals.

WEATHER: Thursday: Play was suspended at 10:29 a.m. due to dangerous weather conditions. Play resumed at 1:45 p.m. and was then suspended due to darkness at 7:38 p.m., with 51 players yet to complete their round. Partly cloudy skies with highs in the mid-80s. Winds E at 5-10 mph. Friday: The first round resumed at 7:15 a.m. and was completed at 9:12 a.m. The second round began at 7:45 a.m., 30 minutes later

than originally scheduled. Partly cloudy, with a high of 86. Winds SE at 5-10 mph. Due to the impending impact of Hurricane Irene, which was scheduled to hit the tri-state area the next day, PGA TOUR officials decided at noon Friday to reduce the tournament to 54 holes, with the final round played on Saturday. Saturday: Players teed off of split tees from 7 a.m. to 8:50 a.m. Mostly cloudy skies with intermittent morning showers. High of 78. Winds E at 8-12 mph in the morning increasing to 10-20 mph in the afternoon.

Player	Pos.	Score	FedEx Pts/ Money
DUSTIN JOHNSON	1	66-63-65	194 2,500.00 \$1,440,000.00
Matt Kuchar.....	2	63-65-68	196 1,500.00 864,000.00
Vijay Singh.....	3	65-64-68	197 875.00 464,000.00
Brandt Snedeker.....	3	70-66-61	197 875.00 464,000.00
Jonathan Byrd.....	5	65-66-67	198 550.00 320,000.00
Brian Davis.....	6	69-66-64	199 443.75 259,000.00
Justin Rose.....	6	67-65-67	199 443.75 259,000.00
Camilo Villegas.....	6	68-66-65	199 443.75 259,000.00
Y.E. Yang.....	6	70-66-63	199 443.75 259,000.00
Charley Hoffman.....	10	66-66-68	200 350.00 200,000.00
Webb Simpson.....	10	71-66-63	200 350.00 200,000.00
Nick Watney.....	10	67-69-64	200 350.00 200,000.00
Aaron Baddeley.....	13	66-66-69	201 282.00 145,600.00
Jason Day.....	13	67-68-66	201 282.00 145,600.00
Padraig Harrington.....	13	65-67-69	201 282.00 145,600.00
Scott Piercy.....	13	72-65-64	201 282.00 145,600.00
Gary Woodland.....	13	70-66-65	201 282.00 145,600.00
Luke Donald.....	18	70-66-66	202 252.50 100,800.00
Charles Howell III.....	18	69-69-64	202 252.50 100,800.00
Ian Poulter.....	18	71-67-64	202 252.50 100,800.00
Rory Sabbatini.....	18	68-66-68	202 252.50 100,800.00
Chris Stroud.....	18	65-69-68	202 252.50 100,800.00
Jimmy Walker.....	18	71-64-67	202 252.50 100,800.00
Bill Haas.....	24	67-68-68	203 217.50 61,900.00

Player	Pos.	Score	FedEx Pts/ Money
Jerry Kelly.....	T24	69-69-65	203 217.50 \$61,900.00
Anthony Kim.....	T24	68-67-68	203 217.50 61,900.00
William McGirt.....	T24	64-69-70	203 217.50 61,900.00
Kyle Stanley.....	T24	68-66-69	203 217.50 61,900.00
Steve Stricker.....	T24	69-68-66	203 217.50 61,900.00
Bo Van Pelt.....	T24	67-68-68	203 217.50 61,900.00
Mark Wilson.....	T24	69-66-68	203 217.50 61,900.00
Kevin Chappell.....	T32	67-69-68	204 170.00 39,781.82
K.J. Choi.....	T32	70-67-67	204 170.00 39,781.82
Ernie Els.....	T32	68-69-67	204 170.00 39,781.82
Trevor Immelman.....	T32	67-70-67	204 170.00 39,781.82
Fredrik Jacobson.....	T32	67-68-69	204 170.00 39,781.82
Marc Leishman.....	T32	69-68-67	204 170.00 39,781.82
Carl Pettersson.....	T32	69-66-69	204 170.00 39,781.82
Kevin Streelman.....	T32	69-66-69	204 170.00 39,781.82
Cameron Tringale.....	T32	74-63-67	204 170.00 39,781.82
Sergio Garcia.....	T32	68-66-70	204 170.00 39,781.81
Bill Lunde.....	T32	69-69-66	204 170.00 39,781.81
Arjun Atwal.....	T43	67-71-67	205 120.00 23,840.00
Greg Chalmers.....	T43	70-68-67	205 120.00 23,840.00
Hunter Mahan.....	T43	68-69-68	205 120.00 23,840.00
Graeme McDowell.....	T43	72-65-68	205 120.00 23,840.00
John Merrick.....	T43	68-68-69	205 120.00 23,840.00
Phil Mickelson.....	T43	67-70-68	205 120.00 23,840.00

Player	Pos.	Score	FedEx Pts/ Money
Ryan Palmer.....	T43	66-72-67	205 120.00 \$23,840.00
Josh Teater.....	T43	72-66-67	205 120.00 23,840.00
Charlie Wi.....	T43	69-67-69	205 120.00 23,840.00
Robert Allenby.....	T52	67-68-71	206 82.50 18,560.00
Chad Campbell.....	T52	67-67-72	206 82.50 18,560.00
Rickie Fowler.....	T52	71-67-68	206 82.50 18,560.00
Jim Furyk.....	T52	71-66-69	206 82.50 18,560.00
Robert Karlsson.....	T52	68-68-70	206 82.50 18,560.00
D.J. Trahan.....	T52	67-70-69	206 82.50 18,560.00
Kris Blanks.....	T58	67-69-71	207 52.50 17,520.00
Brendon de Jonge.....	T58	68-68-71	207 52.50 17,520.00
Harrison Frazer.....	T58	64-69-74	207 52.50 17,520.00
J.J. Henry.....	T58	67-70-70	207 52.50 17,520.00
Ryuji Imada.....	T58	70-67-70	207 52.50 17,520.00
Martin Laird.....	T58	71-67-69	207 52.50 17,520.00
Bryce Molder.....	T64	70-68-70	208 30.00 16,800.00
Andres Romero.....	T64	72-66-70	208 30.00 16,800.00
Kevin Stadler.....	T64	68-70-70	208 30.00 16,800.00
David Heam.....	T67	67-69-73	209 15.00 16,320.00
Joe Ogilvie.....	T67	68-70-71	209 15.00 16,320.00
Adam Scott.....	T67	66-67-76	209 15.00 16,320.00
Jhonattan Vegas.....	70	70-66-74	210 5.00 16,000.00
Steve Marino.....	71	72-65-74	211 4.90 15,840.00
Retief Goosen.....	72	68-68-76	212 4.80 15,680.00

The following players did not finish (C=cut, W=withdrew)

C—139-Ricky Barnes, Michael Bradley, Ben Crane, Brian Gay, Chris Kirk, Davis Love III, Troy Matteson, Ryan Moore, Kevin Na, D.A. Points, Chez Reavie, John Rollins, John Senden, Heath Slocum, Michael Thompson, David Toms, **140**-Stewart Cink, Jason Dufner, Tim Herron, Brandt Jobe, Billy Mayfair, George McNeill, Geoff Ogilvy, Scott Stallings, Bubba Watson, **141**-Blake Adams, Tommy Gainey, Zach Johnson, Spencer Levin, Rod Pampling, Brendan Steele, **142**-Nick O'Hern, Johnson Wagner, **143**-Matt Bettencourt, Steven Bowditch, Keegan Bradley, Chris DiMarco, James Driscoll, Robert Garrigus, Tom Gillis, **144**-Paul Goydos, Hunter Haas, Jeff Overton, Vaughn Taylor, Scott Verplank, **145**-Lucas Glover, **146**-Sean O'Hair, **W—81**-Stuart Appleby, **79**-Pat Perez, **77**-Chris Couch, **71**-Steve Flesch.

THE NORTHERN TRUST Summaries

2012



Nick Watney

Bethpage State Park
Farmingdale, NY

August 20-26, 2012

FedExCup Points: 2,500 (1st)
Par/Yards: 35-36--71/ 6,964

Purse: \$8,000,000

LEADERS

First Round

Padraig Harrington	64 (-7)
Brian Harman	65 (-6)
Nick Watney	65 (-6)
Gary Christian	66 (-5)
Sergio Garcia	66 (-5)
Pat Perez	66 (-5)
Jimmy Walker	66 (-5)

Second Round

Sergio Garcia	134 (-8)
Nick Watney	134 (-8)
Bob Estes	135 (-7)
Vijay Singh	135 (-7)
Pat Perez	136 (-6)
John Senden	136 (-6)

Third Round

Sergio Garcia	203 (-10)
Nick Watney	205 (-8)
Kevin Stadler	206 (-7)
Bob Estes	207 (-6)
Brandt Snedeker	207 (-6)

CUT: 75 professionals at 1-over par 143 from a field of 123 professionals.

WEATHER: Thursday; Partly to mostly sunny skies with highs in the lower 80s. Winds from the south 6-12 mph. Friday<: Mostly sunny with a high of 85. Winds from the south at 6-12 mph. Saturday: Partly cloudy with a high of 80. Winds E-SE at 8-15 mph. Sunday: Mostly sunny skies in the morning changing to partly cloudy in the afternoon with a high of 80. Winds E-SE 6-12 mph.

Player	Pos.	Score	FedEx Pts/ Money
NICK WATNEY	1	65-69-71-69	274 2,500.00 \$1,440,000.00
Brandt Snedeker	2	70-69-68-70	277 1,500.00 864,000.00
Sergio Garcia	T3	66-68-69-75	278 875.00 464,000.00
Dustin Johnson	T3	67-71-72-68	278 875.00 464,000.00
Graham DeLaet	T5	75-67-72-65	279 481.25 281,000.00
Brian Harman	T5	65-75-68-71	279 481.25 281,000.00
Louis Oosthuizen	T5	70-71-68-70	279 481.25 281,000.00
Lee Westwood	T5	69-72-68-70	279 481.25 281,000.00
Greg Chalmers	9	70-70-68-72	280 400.00 232,000.00
Bud Cauley	T10	71-71-72-67	281 302.77 160,888.89
Tim Clark	T10	70-72-67-72	281 302.77 160,888.89
Luke Donald	T10	68-74-69-70	281 302.77 160,888.89
Bob Estes	T10	69-66-72-74	281 302.77 160,888.89
Tom Gillis	T10	69-72-68-72	281 302.77 160,888.89
David Hearn	T10	70-73-67-71	281 302.77 160,888.89
William McGirt	T10	68-74-67-72	281 302.77 160,888.89
Bubba Watson	T10	70-70-70-71	281 302.77 160,888.89
Kevin Stadler	T10	72-69-65-75	281 302.77 160,888.88
Padraig Harrington	T19	64-75-75-68	282 250.00 96,960.00
J.B. Holmes	T19	71-69-73-69	282 250.00 96,960.00
Geoff Ogilvy	T19	70-72-69-71	282 250.00 96,960.00
John Senden	T19	68-68-72-74	282 250.00 96,960.00
Josh Teater	T19	72-71-69-70	282 250.00 96,960.00
Ricky Barnes	T24	71-72-70-70	283 207.50 56,700.00
Roberto Castro	T24	76-67-69-71	283 207.50 56,700.00

Player	Pos.	Score	FedEx Pts/ Money
Jason Day	T24	70-70-77-66	283 207.50 \$56,700.00
Harris English	T24	70-69-71-73	283 207.50 56,700.00
Rickie Fowler	T24	67-70-75-71	283 207.50 56,700.00
Rory McIlroy	T24	69-73-69-72	283 207.50 56,700.00
Ryan Moore	T24	69-69-70-75	283 207.50 56,700.00
Ryan Palmer	T24	75-68-68-72	283 207.50 56,700.00
Carl Pettersson	T24	73-66-73-71	283 207.50 56,700.00
Charl Schwartzel	T24	71-69-69-74	283 207.50 56,700.00
Scott Stallings	T24	72-70-71-70	283 207.50 56,700.00
Bo Van Pelt	T24	70-69-74-70	283 207.50 56,700.00
John Huh	T36	70-67-77-70	284 172.50 40,200.00
Ian Poulter	T36	68-71-76-69	284 172.50 40,200.00
Tommy Gainey	T38	70-70-73-72	285 147.50 32,000.00
Zach Johnson	T38	68-75-72-70	285 147.50 32,000.00
Matt Kuchar	T38	72-68-73-72	285 147.50 32,000.00
Phil Mickelson	T38	68-74-67-76	285 147.50 32,000.00
Greg Owen	T38	68-73-72-72	285 147.50 32,000.00
Pat Perez	T38	66-70-77-72	285 147.50 32,000.00
Jimmy Walker	T38	66-74-74-71	285 147.50 32,000.00
Tiger Woods	T38	68-69-72-76	285 147.50 32,000.00
Jonas Blixt	T46	67-73-73-73	286 107.50 21,080.00
Gary Christian	T46	66-71-77-72	286 107.50 21,080.00
Chris Kirk	T46	68-71-76-71	286 107.50 21,080.00
Billy Mayfair	T46	71-72-71-72	286 107.50 21,080.00
Bryce Molder	T46	70-73-71-72	286 107.50 21,080.00

Player	Pos.	Score	FedEx Pts/ Money
Rod Pampling	T46	70-73-74-69	286 107.50 \$21,080.00
Justin Rose	T46	67-72-79-68	286 107.50 21,080.00
Vijay Singh	T46	68-67-76-75	286 107.50 21,080.00
Ernie Els	T54	68-72-72-75	287 67.50 18,000.00
Brian Gay	T54	71-72-72-72	287 67.50 18,000.00
Charles Howell III	T54	71-69-77-70	287 67.50 18,000.00
Troy Kelly	T54	74-66-74-73	287 67.50 18,000.00
Sean O'Hair	T54	71-72-73-71	287 67.50 18,000.00
John Rollins	T54	72-69-74-72	287 67.50 18,000.00
Henrik Stenson	T54	73-65-78-71	287 67.50 18,000.00
Steve Stricker	T54	69-71-73-74	287 67.50 18,000.00
Adam Scott	T62	70-69-74-75	288 45.00 17,280.00
Kevin Streelman	T63	69-72-76-72	289 37.50 17,040.00
Michael Thompson	T63	71-68-77-73	289 37.50 17,040.00
Blake Adams	T65	71-69-78-72	290 27.50 16,720.00
Troy Matteson	T65	68-73-76-73	290 27.50 16,720.00
Trevor Immelman	T67	75-66-75-75	291 12.50 16,240.00
Fredrik Jacobson	T67	71-68-79-73	291 12.50 16,240.00
George McNeill	T67	67-76-71-77	291 12.50 16,240.00
Seung-Yul Noh	T67	71-71-78-71	291 12.50 16,240.00
Robert Garrigus	T71	73-68-77-74	292 4.85 15,760.00
Martin Laird	T71	70-68-77-77	292 4.85 15,760.00
K.J. Choi	T73	67-71-80-75	293 4.65 15,440.00
Jeff Maggert	T73	69-74-74-76	293 4.65 15,440.00
James Driscoll	T75	73-70-75-77	295 4.50 15,200.00

The following players did not finish (C=cut, W=withdrew)

C—144-Robert Allenby, Keegan Bradley, Chad Campbell, Will Claxton, Ben Crane, Ben Curtis, Ken Duke, Martin Flores, Jim Furyk, J.J. Henry, Kevin Na, Webb Simpson, Kyle Stanley, **145**-Brendon de Jonge, John Mallinger, Jeff Overton, D.A. Points, Heath Slocum, **146**-Jonathan Byrd, Bill Haas, Graeme McDowell, Scott Piercy, David Toms, **147**-Marc Leishman, Hunter Mahan, John Merrick, Chris Stroud, Daniel Summerhays, Cameron Tringale, Mark Wilson, **148**-Brian Davis, Colt Knost, Davis Love III, Andres Romero, **149**-Kevin Chappell, Harrison Frazar, Rory Sabbatini, **150**-Aaron Baddeley, Dicky Pride, Johnson Wagner, **151**-Charley Hoffman, Ted Potter, Jr., Charlie Wi, **152**-Jerry Kelly, **154**-Boo Weekley, **155**-Sang-Moon Bae **W--78**-Jason Bohn, **75**-Matt Every.

THE NORTHERN TRUST Summaries

2013



Adam Scott

Liberty National GC
Jersey City, NJ

August 19-25

FedExCup Points: 2,500 (1st)
Par/Yards: 36-35--71/ 7,353

Purse: \$8,000,000

LEADERS

First Round

Kevin Stadler	64 (-7)
Ryan Palmer	65 (-6)
Henrik Stenson	65 (-6)
Camilo Villegas	65 (-6)
Jason Day	66 (-5)
Matt Kuchar	66 (-5)
Adam Scott	69 (-2)

Second Round

Matt Kuchar	131 (-11)
Webb Simpson	133 (-9)
Gary Woodland	133 (-9)
Keegan Bradley	135 (-7)
Rickie Fowler	135 (-7)
Charl Schwartzel	135 (-7)
Adam Scott	135 (-7)

Third Round

Matt Kuchar	201 (-12)
Gary Woodland	201 (-12)
Kevin Chappell	202 (-11)
David Lynn	205 (-8)
Tiger Woods	205 (-8)
Adam Scott	207 (-6)

CUT: 75 professionals at 1-over par 143 from a field of 123 professionals.

WEATHER: Thursday: Mostly cloudy, with periodic thunderstorms and showers. High of 86. Winds SSW at 10-18 mph. Officials suspended play due to a dangerous weather situation at 8:33 a.m., with play resuming at 11:05 a.m. Play was suspended due to bad weather again at 12:47 p.m., resuming at 4:15 p.m. Play was suspended due to darkness at 7:43 p.m. Friday: Partly cloudy and less humid. High of 85.

Winds N at 10-20 mph. The first round resumed at 7:02 a.m. The second round began at 10:20 a.m., and was suspended due to darkness at 7:45 p.m., with 40 players yet to finish their rounds. Saturday: Mostly sunny and pleasant. High of 80. Winds E at 6-12 mph. The second round resumed at 7:27 a.m. and the third round began at 10:43 a.m. The third round was played in threesomes off of split tees. Sunday: Mostly sunny. High of 82. Winds SSE at 8-15 mph.

Player	Pos.	Score	FedEx Pts/ Money
ADAM SCOTT	1	69-66-72-66	273 2,500.00 1,440,000.00
Graham DeLaet	T2	67-73-69-65	274 950.00 528,000.00
Justin Rose	T2	68-68-70-68	274 950.00 528,000.00
Gary Woodland	T2	69-64-68-73	274 950.00 528,000.00
Tiger Woods	T2	67-69-69-69	274 950.00 528,000.00
Jim Furyk	T6	70-66-70-69	275 458.33 268,000.00
Phil Mickelson	T6	71-69-70-65	275 458.33 268,000.00
D.A. Points	T6	70-72-66-67	275 458.33 268,000.00
Matt Every	T9	67-72-69-68	276 362.50 208,000.00
Rickie Fowler	T9	71-64-71-70	276 362.50 208,000.00
Jason Kokrak	T9	70-69-70-67	276 362.50 208,000.00
Nick Watney	T9	68-70-69-69	276 362.50 208,000.00
Rory Sabbatini	T13	71-67-71-68	277 292.50 160,000.00
Bubba Watson	T13	68-70-68-71	277 292.50 160,000.00
Kevin Chappell	T15	68-72-62-76	278 272.50 132,000.00
John Huh	T15	73-64-71-70	278 272.50 132,000.00
Webb Simpson	T15	67-66-74-71	278 272.50 132,000.00
Daniel Summerhays	T15	70-69-69-70	278 272.50 132,000.00
Brendon de Jonge	T19	67-69-72-71	279 247.50 93,600.00
Matt Kuchar	T19	66-65-70-78	279 247.50 93,600.00
David Lynn	T19	71-65-69-74	279 247.50 93,600.00
Rory McIlroy	T19	71-65-71-72	279 247.50 93,600.00
Jordan Spieth	T19	70-68-68-73	279 247.50 93,600.00
Kevin Streelman	T19	70-68-68-73	279 247.50 93,600.00
Roberto Castro	T25	70-70-69-71	280 212.50 58,500.00

The following players did not finish (C=cut, W=withdrew)

C—144-Robert Allenby, Keegan Bradley, Chad Campbell, Will Claxton, Ben Crane, Ben Curtis, Ken Duke, Martin Flores, Jim Furyk, J.J. Henry, Kevin Na, Webb Simpson, Kyle Stanley, **145**-Brendon de Jonge, John Mallinger, Jeff Overton, D.A. Points, Heath Slocum, **146**-Jonathan Byrd, Bill Haas, Graeme McDowell, Scott Piercy, David Toms, **147**-Marc Leishman, Hunter Mahan, John Merrick, Chris Stroud, Daniel Summerhays, Cameron Tringale, Mark Wilson, **148**-Brian Davis, Colt Knost, Davis Love III, Andres Romero, **149**-Kevin Chappell, Harrison Frazer, Rory Sabbatini, **150**-Aaron Baddeley, Dicky Pride, Johnson Wagner, **151**-Charley Hoffman, Ted Potter, Jr., Charlie Wi, **152**-Jerry Kelly, **154**-Boo Weekley, **155**-Sang-Moon Bae. **W--78**-Jason Bohn, **75**-Matt Every.

Player	Pos.	Score	FedEx Pts/ Money
Jason Day	T25	66-73-71-70	280 212.50 58,500.00
Bill Haas	T25	73-66-71-70	280 212.50 58,500.00
Hunter Mahan	T25	69-68-72-71	280 212.50 58,500.00
Bryce Molder	T25	69-69-72-70	280 212.50 58,500.00
Ryan Moore	T25	67-72-69-72	280 212.50 58,500.00
Charl Schwartzel	T25	68-67-74-71	280 212.50 58,500.00
Lee Westwood	T25	73-68-71-68	280 212.50 58,500.00
Keegan Bradley	T33	72-63-74-72	281 182.50 44,200.00
Charles Howell III	T33	72-66-73-70	281 182.50 44,200.00
Matt Jones	T33	71-68-72-70	281 182.50 44,200.00
Chris Stroud	T33	73-66-70-72	281 182.50 44,200.00
Greg Chalmers	T37	73-69-66-74	282 162.50 36,800.00
Jason Dufner	T37	71-70-71-70	282 162.50 36,800.00
Sergio Garcia	T37	70-66-71-75	282 162.50 36,800.00
Freddie Jacobson	T37	68-68-74-72	282 162.50 36,800.00
Stuart Appleby	T41	69-71-72-71	283 147.50 32,000.00
Luke Donald	T41	67-72-72-72	283 147.50 32,000.00
Aaron Baddeley	T43	69-72-66-77	284 125.00 24,960.00
Erik Compton	T43	72-70-72-70	284 125.00 24,960.00
Brian Gay	T43	68-72-77-67	284 125.00 24,960.00
George McNeill	T43	71-68-76-69	284 125.00 24,960.00
Scott Piercy	T43	72-70-69-73	284 125.00 24,960.00
Kevin Stadler	T43	64-73-76-71	284 125.00 24,960.00
Henrik Stenson	T43	65-73-75-71	284 125.00 24,960.00
Martin Kaymer	T50	68-70-75-72	285 97.50 19,480.00

Player	Pos.	Score	FedEx Pts/ Money
John Merrick	T50	69-73-70-73	285 97.50 19,480.00
Kyle Stanley	T50	70-67-76-72	285 97.50 19,480.00
Nicholas Thompson	T50	67-74-72-72	285 97.50 19,480.00
Martin Flores	T54	71-69-77-69	286 77.50 18,320.00
Carl Pettersson	T54	68-73-73-72	286 77.50 18,320.00
Camilo Villegas	T54	65-73-72-76	286 77.50 18,320.00
Jimmy Walker	T54	68-73-72-73	286 77.50 18,320.00
Jonas Blixt	T58	69-67-70-81	287 57.50 17,680.00
Bob Estes	T58	72-68-74-73	287 57.50 17,680.00
Cameron Tringale	T58	74-67-73-73	287 57.50 17,680.00
Boo Weekley	T58	69-72-75-71	287 57.50 17,680.00
Scott Brown	T62	70-70-78-70	288 40.00 17,120.00
Scott Langley	T62	72-69-76-71	288 40.00 17,120.00
John Senden	T62	71-71-71-75	288 40.00 17,120.00
Geoff Ogilvy	T65	68-73-77-71	289 30.00 16,800.00
Jeff Overton	T66	68-74-74-74	290 22.50 16,560.00
Ryan Palmer	T66	65-73-75-77	290 22.50 16,560.00
K.J. Choi	T68	71-71-73-76	291 12.50 16,240.00
Stewart Cink	T68	70-70-79-72	291 12.50 16,240.00
Charley Hoffman	T70	68-71-79-74	292 5.00 16,000.00
Marc Leishman	T71	72-70-75-77	294 4.90 15,840.00
David Hearn	T72	73-68-79-75	295 4.70 15,520.00
Martin Laird	T72	74-68-77-76	295 4.70 15,520.00
Josh Teater	T72	68-72-76-79	295 4.70 15,520.00

THE NORTHERN TRUST Summaries

2014



Hunter Mahan

Ridgewood CC
Paramus, NJ

August 18-24

FedExCup Points: 17,690 (1st)
Par/Yards: 35-36--71/ 7,319

Purse: \$8,000,000

LEADERS

First Round

Bo Van Pelt	65 (-6)
Paul Casey	66 (-5)
Jim Furyk	66 (-5)
Charles Howell III	66 (-5)
Hunter Mahan	66 (-5)
Ben Martin	66 (-5)
Brendon Todd	66 (-5)
Cameron Tringale	66 (-5)
Brendon de Jonge	66 (-5)

Second Round

Adam Scott	134 (-8)
Cameron Tringale	134 (-8)
Kevin Chappell	135 (-7)
Jim Furyk	135 (-7)
Brendon Todd	135 (-7)
Hunter Mahan	137 (-5)

Third Round

Jason Day	204 (-9)
Jim Furyk	204 (-9)
Hunter Mahan	205 (-8)
Kevin Chappell	206 (-7)
Morgan Hoffmann	206 (-7)
Matt Kuchar	206 (-7)
Kevin Na	206 (-7)
Brendon Todd	206 (-7)
Cameron Tringale	206 (-7)
Bo Van Pelt	206 (-7)

CUT: Cut: 79 professionals at even-par-142 from a field of 122 professionals made the 36-hole cut. 70 players made the 54-hole cut at 1-over 214.

WEATHER: Thursday: Mostly cloudy, with a high of 82. Wind SSE at 10 mph. Friday: Mostly cloudy, with a high of 79. Wind ESE at 10 mph. Saturday: Mostly cloudy, with a high of 75. Wind SE at 10 mph. Sunday: Partly cloudy, with a high of 82. Wind SE 8-10 mph.

Player	Pos.	Score	FedEx Pts/	Money
HUNTER MAHAN	1	66-71-68-65	270	2,500.00
Stuart Appleby	T2	73-66-68-65	272	1,083.33
Jason Day	T2	72-64-68-68	272	1,083.33
Cameron Tringale.....	T2	66-68-72-66	272	1,083.33
Ernie Els	T5	68-68-71-66	273	500.00
Matt Kuchar	T5	68-70-68-67	273	500.00
William McGirt	T5	68-71-68-66	273	500.00
Jim Furyk	8	66-69-69-70	274	425.00
Rickie Fowler	T9	68-73-67-67	275	362.50
T9Morgan Hoffmann..	T9	70-70-66-69	275	362.50
Kevin Na	T9	70-66-70-69	275	362.50
Patrick Reed	T9	71-66-73-65	275	362.50
Bo Van Pelt	T13	65-71-70-70	276	8 292.50
Gary Woodland	T13	73-66-69-68	276	8 292.50
Stewart Cink	T15	69-72-68-68	277	7 272.50
Gonzalo Fdez-Castano	T15	70-69-68-70	277	7 272.50
Bill Haas	T15	70-70-70-67	277	7 272.50
Adam Scott	T15	69-65-75-68	277	7 272.50
Erik Compton	T19	68-69-70-71	278	6 255.00
Ryo Ishikawa	T19	67-73-68-70	278	6 255.00
Chris Stroud	T19	69-70-69-70	278	6 255.00
Steven Bowditch	T22	68-72-70-69	279	5 227.50
Angel Cabrera	T22	71-69-69-70	279	5 227.50
Paul Casey	T22	66-71-71-71	279	5 227.50
Charles Howell III	T22	66-75-68-70	279	5 227.50
Zach Johnson	T22	68-70-72-69	279	5 227.50
Rory McIlroy	T22	74-65-70-70	279	5 227.50

Player	Pos.	Score	FedEx Pts/	Money
John Senden	T22	68-71-74-66	279	5 227.50
Jordan Spieth	T22	70-70-72-67	279	5 227.50
Kevin Chappell	T30	68-67-71-74	280	4 187.50
Charley Hoffman	T30	73-69-69-69	280	4 187.50
Scott Langley	T30	70-68-76-66	280	4 187.50
Hideki Matsuyama	T30	68-70-72-70	280	4 187.50
Justin Rose	T30	68-70-70-72	280	4 187.50
Charl Schwartzel	T30	69-70-71-70	280	4 187.50
Shawn Stefani	T30	71-70-71-68	280	4 187.50
Bubba Watson	T30	68-70-71-71	280	4 187.50
David Hearn	T38	69-72-69-71	281	3 147.50
John Huh	T38	69-69-74-69	281	3 147.50
Jerry Kelly	T38	74-68-68-71	281	3 147.50
Russell Knox	T38	67-69-74-71	281	3 147.50
Danny Lee	T38	67-71-70-73	281	3 147.50
Graeme McDowell	T38	70-68-71-72	281	3 147.50
Andres Romero	T38	72-70-68-71	281	3 147.50
Henrik Stenson	T38	72-64-77-68	281	3 147.50
Ben Martin	T46	66-76-70-70	282	2 110.00
Troy Merritt	T46	69-71-72-70	282	2 110.00
Kevin Stadler	T46	74-67-70-71	282	2 110.00
Daniel Summerhays	T46	68-72-72-70	282	2 110.00
Bryce Molder	T46	74-68-68-72	282	2 110.00
Kevin Streelman	T46	75-67-69-71	282	2 110.00
Brendon Todd	T46	66-69-71-76	282	2 110.00
T53Keegan Bradley	T53	68-73-70-72	283	1 82.50
Chris Kirk	T53	71-68-73-71	283	1 82.50

Player	Pos.	Score	FedEx Pts/	Money
Seung-Yul Noh	T53	68-72-70-73	283	1 82.50
Jeff Overton	T53	72-71-70-70	283	1 82.50
Sergio Garcia	T57	71-68-71-74	284	62.50
Brian Harman	T57	69-74-68-73	284	62.50
Brendan Steele	T57	71-71-69-73	284	62.50
Lee Westwood	T57	70-73-71-70	284	62.50
Jason Bohn	T61	68-71-74-72	285	40.00
Brendon de Jonge	T61	66-72-72-75	285	40.00
Russell Henley	T61	70-71-73-71	285	40.00
Jason Kokrak	T61	70-71-71-73	285	40.00
Boo Weekley	T61	72-68-71-74	285	40.00
Retief Goosen	T66	69-69-74-74	286	22.50
Jhonattan Vegas	T66	69-74-69-74	286	22.50
Ricky Barnes	T68	68-75-70-76	289	12.50
Vijay Singh	T68	69-73-71-76	289	12.50
Chesson Hadley	T70	74-69-70-78	291	5.00
K.J. Choi	T71	68-75-72	215	4.80
Luke Guthrie	T71	71-72-72	215	4.80
Tim Wilkinson	T71	72-71-72	215	4.80
Brian Davis	T74	73-66-77	216	4.45
Ryan Palmer	T74	69-71-76	216	4.45
Brian Stuard	T74	73-70-73	216	4.45
David Toms	T74	69-73-74	216	4.45
Phil Mickelson	T78	71-72-75	218	4.20
Martin Flores	T79	73-70-76	219	4.10

The following players did not finish (C=cut, W=withdrew)

C—144-Aaron Baddeley, Robert Garrigus, Justin Hicks, Billy Hurley III, Matt Jones, George McNeill, Ian Poulter, Brandt Snedeker, Andrew Svoboda, **145**-Jonas Blixt, Graham DeLaet, Luke Donald, Kevin Kisner, Justin Leonard, Louis Oosthuizen, Michael Putnam, Scott Stallings, Jimmy Walker, Nick Watney, **146**-Robert Allenby, Scott Brown, Ben Crane, Harris English, Matt Every, James Hahn, Billy Horschel, Webb Simpson, Robert Streb, **147**-Sang-Moon Bae, Marc Leishman, Will MacKenzie, Ryan Moore, Carl Pettersson, **148**-J.B. Holmes, Freddie Jacobson, Martin Kaymer, Pat Perez, Camilo Villegas, **149**-Geoff Ogilvy, Michael Thompson, **150**-Brice Garnett, **151**-Rory Sabbatini. **W—76**-Tim Clark.

THE NORTHERN TRUST Summaries

2015



Jason Day

Plainfield CC
Edison, NJ

August 24-30

FedExCup Points: 14,052 (1st)
Par/Yards: 34-36--70/ 7,012

Purse: 8,250,000

LEADERS

First Round

Tony Finau	65 (-5)
Spencer Levin	65 (-5)
Camilo Villegas	65 (-5)
Bubba Watson	65 (-5)
Paul Casey	66 (-4)
Jason Dufner	66 (-4)
Russell Knox	66 (-4)
Danny Lee	66 (-4)
Bryce Molder	66 (-4)
Cameron Tringale	66 (-4)
Jason Day	68 (-2)

Second Round

Bubba Watson	133 (-7)
Jason Dufner	134 (-6)
Tony Finau	134 (-6)
Zach Johnson	134 (-6)
Henrik Stenson	134 (-6)
Jason Day	136 (-4)

Third Round

Sangmoon Bae	199 (-11)
Jason Day	199 (-11)
Bubba Watson	200 (-10)
Zach Johnson	201 (-9)
Ryan Palmer	201 (-9)
Henrik Stenson	201 (-9)

CUT: 72 players at 2-over 142 from a field of 120 professionals.

WEATHER: Thursday: Sunny, with a high in the low-80s with NW wind at 10-15 mph. Friday: A cool start with temperatures in the upper-50s, sunny and tempera-

tures in the low-80s throughout the day. NNW winds at 5-10 mph. Saturday: Partly cloudy, with temperatures in the mid-80s. Wind SSW at 5-10 mph, shifting to NNE at 4-8 mph. Sunday: Partly cloudy, with a high of 87. Wind SW at 10-15 mph.

Player	Pos.	Score	FedEx Pts/	Money
JASON DAY	1	68-68-63-62	261	2,000.00
Henrik Stenson	2	68-66-67-66	267	1,200.00
Bubba Watson	3	65-68-67-69	269	760.00
Zac Blair	14	69-68-67-66	270	490.00
Zach Johnson	14	69-65-67-69	270	490.00
Sangmoon Bae	16	69-67-63-72	271	366.66
Ryan Palmer	16	69-67-65-70	271	366.66
Daniel Summerhays ..	16	67-70-68-66	271	366.66
Jason Bohn	19	71-64-72-65	272	310.00
Dustin Johnson	19	70-70-67-65	272	310.00
Jim Furyk	111	68-69-69-67	273	270.00
Bryce Molder	111	66-71-67-69	273	270.00
Steven Bowditch	113	71-67-72-64	274	230.66
Jim Herman	113	69-69-69-67	274	230.66
Hideki Matsuyama	113	69-69-67-69	274	230.66
Tony Finau	116	65-69-71-70	275	214.00
Spencer Levin	116	65-71-67-72	275	214.00
Justin Rose	116	77-65-63-70	275	214.00
Justin Thomas	116	71-69-68-67	275	214.00
Kevin Kisner	120	67-71-65-73	276	198.00
Russell Knox	120	66-71-67-72	276	198.00
T20 Kevin Na	120	69-69-67-71	276	198.00
Pat Perez	120	68-69-70-69	276	198.00
Kevin Chappell	124	72-68-70-67	277	178.00
Luke Donald	124	73-68-65-71	277	178.00
Carlos Ortiz	124	73-68-62-74	277	178.00
Rory Sabbatini	124	71-70-67-69	277	178.00

Player	Pos.	Score	FedEx Pts/	Money
Brendon Todd	T24	70-70-66-71	277	178.00
Mark Wilson	T24	72-68-69-68	277	178.00
Jason Gore	T30	71-69-70-68	278	148.00
Brian Harman	T30	71-68-71-68	278	148.00
Webb Simpson	T30	71-68-73-66	278	148.00
Jason Dufner	T30	66-68-69-75	278	148.00
Harris English	T30	74-68-66-70	278	148.00
Danny Lee	T30	66-71-71-70	278	148.00
George McNeill	T30	71-70-68-69	278	148.00
Cameron Tringale	T30	66-71-69-72	278	148.00
Camilo Villegas	T30	65-70-70-73	278	148.00
Paul Casey	T39	66-76-69-68	279	118.00
Stewart Cink	T39	67-73-67-72	279	118.00
Morgan Hoffmann	T39	70-68-70-71	279	118.00
Matt Kuchar	T39	71-70-66-72	279	118.00
Shawn Stefani	T39	71-67-70-71	279	118.00
Robert Streb	T39	68-68-70-73	279	118.00
David Hearn	T45	70-69-73-68	280	96.00
J.J. Henry	T45	70-72-69-69	280	96.00
Sean O'Hair	T45	68-68-70-74	280	96.00
John Senden	T45	69-70-74-67	280	96.00
Johnson Wagner	T45	67-71-73-69	280	96.00
Phil Mickelson	T50	68-71-69-73	281	80.00
Scott Pinckney	T50	70-71-69-71	281	80.00
Hudson Swafford	T50	68-68-71-74	281	80.00
Bill Haas	T53	71-70-67-74	282	64.00
Matt Jones	T53	67-72-72-71	282/2	64.00

Player	Pos.	Score	FedEx Pts/	Money
Troy Merritt	T53	71-71-69-71	282	64.00
Kevin Streelman	T53	70-71-70-71	282	64.00
Nick Taylor	T53	67-73-69-73	282	64.00
James Hahn	T58	69-72-68-74	283	46.00
J.B. Holmes	T58	70-71-73-69	283	46.00
Charles Howell III	T58	70-69-71-73	283	46.00
Lee Westwood	T58	68-73-73-69	283	46.00
Ken Duke	T62	71-70-68-75	284	30.00
Charley Hoffman	T62	69-71-72-72	284	30.00
Scott Piercy	T62	73-69-68-74	284	30.00
Patrick Reed	T62	68-69-75-72	284	30.00
Ryo Ishikawa	T66	68-74-68-75	285	18.00
Vijay Singh	T66	70-70-72-73	285	18.00
Ben Martin	T68	69-70-72-75	286	12.00
Jeff Overton	T69	69-72-71-75	287	6.00
Jimmy Walker	T69	72-69-71-75	287	6.00
Fabian Gomez	71	71-71-69-78	289	3.92
Russell Henley	72	73-69-76-72	290	3.84

The following players did not finish (C=cut, W=withdrew)

C—143-Rickie Fowler, Martin Laird, John Peterson, Brandt Snedeker, Will Wilcox, Gary Woodland **144**-Chad Campbell, Alex Cejka, Brendon de Jonge, Chris Kirk, Jason Kokrak, Kyle Reifers, Charl Schwartzel, **145**-Adam Scott, Steve Wheatcroft, Adam Hadwin, Brooks Koepka, Greg Owen, Brendan Steele, Chris Stroud, Nick Watney, **147**-Daniel Berger, Jonas Blixt, Keegan Bradley, Scott Brown, Chad Collins, Jon Curran, Chesson Hadley, Colt Knost, Jordan Spieth, Graham DeLaet, **148**-Padraig Harrington, Jerry Kelly, Marc Leishman, Boo Weekley, **149**-Andres Gonzales, John Huh, Davis Love III, Hunter Mahan, **150**-David Lingmerth, Ryan Moore, Carl Pettersson, **151**-Tim Clark, **152**-Ian Poulter, **153**-Billy Horschel, William McGirt, **155**-Matt Every **W**—Erik Compton

THE NORTHERN TRUST Summaries

2016



Patrick Reed

Farmingdale, NY
Bethpage State Park (Black)

August 22-28, 2016

FedExCup Points: 2,000 (first)
Par/Yards: 36-35—71/7,468

Purse: \$8,500,000

LEADERS

First Round

Martin Laird	66 (-5)
Patrick Reed	66 (-5)
Kevin Chappell	67 (-4)
Rickie Fowler	67 (-4)
Emiliano Grillo	67 (-4)
J.B. Holmes	67 (-4)

Second Round

Patrick Reed	134 (-8)
Rickie Fowler	136 (-6)
Emiliano Grillo	136 (-6)
Ryan Moore	137 (-5)
Jason Day	138 (-4)
Adam Hadwin	138 (-4)
Martin Laird	138 (-4)
Sean O'Hair	138 (-4)
Jordan Spieth	138 (-4)

Third Round

Rickie Fowler	204 (-9)
Patrick Reed	205 (-8)
Adam Scott	206 (-7)
Emiliano Grillo	207 (-6)
Martin Laird	207 (-6)

CUT: 79 players at 3-over 145 from a field of 120 professionals.

gusts of 25 mph. **Friday:** Sunny with a high of 90. Wind WSW at 10-15. **Saturday:** Sunny with a high of 86. Wind NNE in the morning, switching to ESE then to SSE at 10-15 mph. **Sunday:** Sunny with a high of 85. Wind SSE at 10-15 mph.

WEATHER: Thursday: Sunny with a high of 84. Wind SSW at 12-18 mph with

Player	Pos.	Score	FedEx Pts/ Money
PATRICK REED	1	66-68-71-70	275 2,000.00 \$1,530,000.00
Emiliano Grillo	T2	67-69-71-69	276 980.00 748,000.00
Sean O'Hair	T2	69-69-72-66	276 980.00 748,000.00
Jason Day	T4	68-70-70-69	277 460.00 351,333.34
Adam Scott	T4	69-72-65-71	277 460.00 351,333.33
Gary Woodland	T4	71-69-68-69	277 460.00 351,333.33
Jason Kokrak	T7	74-66-69-69	278 340.00 264,916.67
Ryan Moore	T7	69-68-72-69	278 340.00 264,916.67
Rickie Fowler	T7	67-69-68-74	278 340.00 264,916.66
Jordan Spieth	T10	71-67-72-69	279 290.00 221,000.00
Justin Thomas	T10	71-71-66-71	279 290.00 221,000.00
Tony Finau	T12	72-70-67-71	280 260.00 195,500.00
Charley Hoffman	T13	71-69-74-67	281 225.60 154,700.00
Billy Horschel	T13	69-72-70-70	281 225.60 154,700.00
Phil Mickelson	T13	70-73-70-68	281 225.60 154,700.00
Ryan Palmer	T13	71-68-70-72	281 225.60 154,700.00
Bubba Watson	T13	71-74-70-66	281 225.60 154,700.00
Dustin Johnson	T18	70-72-67-73	282 206.00 114,750.00
Sung Kang	T18	68-75-75-64	282 206.00 114,750.00
Martin Laird	T18	66-72-69-75	282 206.00 114,750.00
Louis Oosthuizen	T18	72-73-70-67	282 206.00 114,750.00
Jhonattan Vegas	T22	68-71-74-70	283 180.00 72,722.23
Johnson Wagner	T22	74-69-76-64	283 180.00 72,722.23
Jason Dufner	T22	73-68-69-73	283 180.00 72,722.22
Brian Harman	T22	70-72-71-70	283 180.00 72,722.22
Jim Herman	T22	71-68-73-71	283 180.00 72,722.22
Jamie Lovemark	T22	74-66-69-74	283 180.00 72,722.22

Player	Pos.	Score	FedEx Pts/ Money
Scott Piercy	T22	69-72-72-70	283 180.00 72,722.22
Brendan Steele	T22	73-70-68-72	283 180.00 72,722.22
Kevin Streelman	T22	71-70-67-75	283 180.00 72,722.22
Paul Casey	T31	71-70-71-72	284 142.00 45,220.00
Kevin Chappell	T31	67-72-75-70	284 142.00 45,220.00
Derek Fathauer	T31	69-73-73-69	284 142.00 45,220.00
John Huh	T31	69-71-73-71	284 142.00 45,220.00
Jerry Kelly	T31	70-70-72-72	284 142.00 45,220.00
Ben Martin	T31	71-70-74-69	284 142.00 45,220.00
Rory McIlroy	T31	71-69-71-73	284 142.00 45,220.00
Chez Reavie	T31	70-71-70-73	284 142.00 45,220.00
Justin Rose	T31	73-70-70-71	284 142.00 45,220.00
John Senden	T31	70-71-75-68	284 142.00 45,220.00
Blayne Barber	T41	70-69-71-75	285 108.00 29,750.00
Jim Furyk	T41	70-71-71-73	285 108.00 29,750.00
J.B. Holmes	T41	67-72-76-70	285 108.00 29,750.00
William McGirt	T41	73-70-75-67	285 108.00 29,750.00
Brian Stuard	T41	71-73-68-73	285 108.00 29,750.00
Hudson Swafford	T41	72-73-72-68	285 108.00 29,750.00
Tyrone Van Aswegen	T41	73-71-72-69	285 108.00 29,750.00
Russell Henley	T48	72-73-71-70	286 84.00 21,624.00
Zach Johnson	T48	73-69-75-69	286 84.00 21,624.00
Kevin Kisner	T48	70-72-68-76	286 84.00 21,624.00
Webb Simpson	T48	72-73-71-70	286 84.00 21,624.00
Brandt Snedeker	T48	70-73-70-73	286 84.00 21,624.00
Keegan Bradley	T53	70-71-74-72	287 60.00 19,404.29
David Hearn	T53	75-70-69-73	287 60.00 19,404.29

Player	Pos.	Score	FedEx Pts/ Money
Vijay Singh	T53	72-70-74-71	287 60.00 19,404.29
Steve Stricker	T53	74-70-69-74	287 60.00 19,404.29
Ricky Barnes	T53	72-67-71-77	287 60.00 19,404.28
Luke Donald	T53	69-71-72-75	287 60.00 19,404.28
Charl Schwartzel	T53	73-71-67-76	287 60.00 19,404.28
Harris English	T60	74-67-74-73	288 38.00 18,445.00
Fabian Gomez	T60	73-71-74-70	288 38.00 18,445.00
Russell Knox	T60	73-69-76-70	288 38.00 18,445.00
Harold Varner III	T60	72-67-74-75	288 38.00 18,445.00
Adam Hadwin	T64	70-68-74-77	289 22.00 17,765.00
Billy Hurley III	T64	73-68-76-72	289 22.00 17,765.00
Matt Kuchar	T64	72-72-76-69	289 22.00 17,765.00
Shawn Stefani	T64	71-72-74-72	289 22.00 17,765.00
Jon Curran	T68	75-67-72-76	290 10.00 17,255.00
Kyle Reifers	T68	72-73-75-70	290 10.00 17,255.00
Daniel Berger	T70	71-72-74-74	291 3.88 16,745.00
Lucas Glover	T70	69-74-73-75	291 3.88 16,745.00
Brooks Koepka	T70	73-72-73-73	291 3.88 16,745.00
Robert Streb	T70	71-73-71-76	291 3.88 16,745.00
Zac Blair	T74	70-72-77-73	292 3.60 16,150.00
Jonas Blixt	T74	68-74-74-76	292 3.60 16,150.00
Kyle Stanley	T74	75-70-74-73	292 3.60 16,150.00
Jason Bohm	T77	71-74-74-74	293 3.44 15,810.00
Graham DeLaet	T78	73-72-76-73	294 3.32 15,555.00
Peter Malnati	T78	73-72-74-75	294 3.32 15,555.00

The following players did not finish (C=cut, W=withdrew)

C—146-Chad Campbell, Roberto Castro, Ben Crane, James Hahn, Michael Kim, Si Woo Kim, Colt Knost, Hideki Matsuyama, **147**-Charles Howell III, Freddie Jacobson, Patton Kizzire, Danny Lee, Spencer Levin, Andrew Loupe, Kevin Na, Seung-Yul Noh, Patrick Rodgers, Daniel Summerhays, Vaughn Taylor, Jimmy Walker, **148**-Bill Haas, Chris Kirk, David Lingmerth, Graeme McDowell, Bryce Molder, **149**-Mark Hubbard, Smylie Kaufman, Marc Leishman, Troy Merritt, Francesco Molinari, Boo Weekley, **150**-Aaron Baddeley, Scott Brown, Branden Grace, Luke List, **151**-Cameron Tringale, **152**-K.J. Choi, **156**-David Toms. **W—**Brett Stegmaier, **77**-Robert Garrigus, **74**-Henrik Stenson.

THE NORTHERN TRUST Summaries

2017



Dustin Johnson

Old Westbury, NY
Glen Oaks Club

August 21-27, 2017
Par/Yards: 35-35—70/7,346

FedExCup Points: 2,000 (first)

Purse: \$8,750,000

LEADERS

First Round

Russell Henley	64 (-6)
Dustin Johnson	65 (-5)
Scott Brown	66 (-4)
Chris Kirk	66 (-4)
Camilo Villegas	66 (-4)

Second Round

Rickie Fowler	134 (-6)
Dustin Johnson	134 (-6)
Jordan Spieth	134 (-6)
Jhonattan Vegas	134 (-6)
Matt Kuchar	135 (-5)
Bubba Watson	135 (-5)

Third Round

Jordan Spieth	198 (-12)
Dustin Johnson	201 (-9)
Paul Casey	203 (-7)
Matt Kuchar	203 (-7)
Jon Rahm	203 (-7)
Patrick Reed	203 (-7)

CUT: 70 players at 2-over 142 from a field of 120 professionals

WEATHER: Thursday: Sunny with a high of 81. Wind NW 5-10 mph. Friday: Sunny morning and partly cloudy late in the day with a high of 78. Wind NNW 8-12 mph.

Saturday: Sunny with a high of 77. Light wind NE 2-6 mph. **Sunday:** Mostly sunny with a high of 76. Wind ESE 6-12 mph. ph.

Player	Pos.	Score	FedEx Pts/	Money
DUSTIN JOHNSON ..1	65-69-67-66	267	2,000.00	\$1,575,000.00
Jordan Spieth	69-65-64-69	267	1,200.00	945,000.00
Jon Rahm	68-68-67-68	271	650.00	507,500.00
Jhonattan Vegas	69-65-72-65	271	650.00	507,500.00
Paul Casey	69-68-66-71	274	440.00	350,000.00
Kevin Chappell	68-73-64-70	275	355.00	283,281.25
Jason Day	69-71-68-67	275	355.00	283,281.25
Webb Simpson	73-66-71-65	275	355.00	283,281.25
Justin Thomas	68-69-69-69	275	355.00	283,281.25
Patrick Cantlay	67-70-69-70	276	248.57	187,500.00
Matt Kuchar	71-64-68-73	276	248.57	187,500.00
Louis Oosthuizen	67-72-68-69	276	248.57	187,500.00
Cheez Reavie	69-68-69-70	276	248.57	187,500.00
Justin Rose	68-68-69-71	276	248.57	187,500.00
Robert Streb	71-70-66-69	276	248.57	187,500.00
Bubba Watson	67-68-71-70	276	248.57	187,500.00
Charley Hoffman	72-70-70-65	277	196.00	131,250.00
Xander Schauffele	71-66-72-68	277	196.00	131,250.00
Henrik Stenson	69-72-67-69	277	196.00	131,250.00
Jason Dufner	69-69-68-72	278	164.00	98,350.00
Rickie Fowler	68-66-74-70	278	164.00	98,350.00
Martin Laird	69-69-69-71	278	164.00	98,350.00
Patrick Reed	70-67-66-75	278	164.00	98,350.00
Harold Varner III	67-70-71-70	278	164.00	98,350.00

Player	Pos.	Score	FedEx Pts/	Money
Scott Brown	T25 66-74-67-72	279	133.00	\$69,781.25
Russell Henley	T25 64-72-70-73	279	133.00	69,781.25
Jason Kokrak	T25 71-69-70-69	279	133.00	69,781.25
Kyle Stanley	T25 70-71-72-66	279	133.00	69,781.25
Emiliano Grillo	T29 69-73-70-68	280	109.00	58,187.50
David Lingmerth	T29 71-68-68-73	280	109.00	58,187.50
Kevin Na	T29 71-71-69-69	280	109.00	58,187.50
Charl Schwartzel	T29 70-70-71-69	280	109.00	58,187.50
Daniel Berger	T33 69-68-72-72	281	94.00	51,625.00
Martin Flores	T34 67-73-69-73	282	78.00	44,187.50
Whee Kim	T34 69-69-70-74	282	78.00	44,187.50
Luke List	T34 70-70-74-68	282	78.00	44,187.50
Rory McIlroy	T34 73-68-69-72	282	78.00	44,187.50
Pat Perez	T34 70-68-71-73	282	78.00	44,187.50
Camilo Villegas	T34 66-71-72-73	282	78.00	44,187.50
Lucas Glover	T40 69-71-72-71	283	60.00	35,875.00
Chris Kirk	T40 66-73-71-73	283	60.00	35,875.00
Geoff Ogilvy	T40 72-70-69-72	283	60.00	35,875.00
Hudson Swafford	T43 70-72-71-71	284	44.00	28,058.34
Vaughn Taylor	T43 71-70-75-68	284	44.00	28,058.34
Keegan Bradley	T43 68-70-66-80	284	44.00	28,058.33
Si Woo Kim	T43 72-69-70-73	284	44.00	28,058.33
Scott Stallings	T43 71-70-70-73	284	44.00	28,058.33
Kevin Tway	T43 70-71-70-73	284	44.00	28,058.33

Player	Pos.	Score	FedEx Pts/	Money
Luke Donald	T49 71-71-72-71	285	32.00	\$21,595.00
Brooks Koepka	T49 72-68-73-72	285	32.00	21,595.00
Ryan Moore	T49 72-69-72-72	285	32.00	21,595.00
C.T. Pan	T49 70-69-69-77	285	32.00	21,595.00
Richy Werenski	T49 70-71-72-72	285	32.00	21,595.00
Wesley Bryan	T54 70-72-69-75	286	22.15	19,687.50
Tony Finau	T54 72-68-69-77	286	22.15	19,687.50
Kevin Kisner	T54 69-72-70-75	286	22.15	19,687.50
William McGirt	T54 69-71-74-72	286	22.15	19,687.50
Phil Mickelson	T54 72-68-71-75	286	22.15	19,687.50
Rod Pampling	T54 71-71-75-69	286	22.15	19,687.50
D.A. Points	T54 72-66-74-74	286	22.15	19,687.50
J.J. Spaun	T54 71-68-72-75	286	22.15	19,687.50
Ryan Blaum	T62 68-72-71-76	287	17.20	18,637.50
Charles Howell III	T62 69-71-74-73	287	17.20	18,637.50
Mackenzie Hughes	T62 70-69-73-75	287	17.20	18,637.50
Grayson Murray	T62 72-68-71-76	287	17.20	18,637.50
Ian Poulter	T66 71-70-74-73	288	15.20	18,200.00
Chad Campbell	T67 70-71-70-78	289	14.00	17,937.50
Morgan Hoffmann	T67 71-69-70-79	289	14.00	17,937.50
Sean O'Hair	T69 72-70-76-74	292	12.80	17,675.00
Kelly Kraft	T70 67-74-78-76	295	12.00	17,500.00

The following players did not finish
(C=cut, W=withdrew)

C--143-Bud Cauley, Bryson DeChambeau, Brian Gay, Branden Grace, Adam Hadwin, Jim Herman, Zach Johnson, Marc Leishman, Hideki Matsuyama, Seung-Yul Noh, Tyrone Van Aswegen, **144**-Robert Garrigus, Bill Haas, J.J. Henry, Sung Kang, Francesco Molinari, Steve Stricker, Nick Watney, **145**-Stewart Cink, Harris English, Brian Harman, J.B. Holmes, Billy Horschel, Danny Lee, Rory Sabbatini, Cameron Smith, Brendan Steele, Chris Stroud, Jimmy Walker, **146**-Blayne Barber, Patrick Rodgers, Gary Woodland, **147**-Jonas Blixt, Brandon Hagy, Michael Kim, Patton Kizzire, Ben Martin, **148**-James Hahn, Ollie Schniederjans, **149**-John Huh, Russell Knox, Anirban Lahiri, **150**-Byeong Hun An, Jamie Lovemark, **151**-Rafa Cabrera Bello, Derek Fathauer, **152**-Nick Taylor, **154**-Cody Gribble, Kevin Streelman, **W--74**-Graham DeLaet.

Notes

Dell Technologies Championship Summaries

2007



Phil Mickelson

Norton, MA
TPC Boston

August 31-September 3, 2007

FedExCup Points: 50,000
Par/Yards: 36-35—71/7,207

Purse: \$7,000,000

LEADERS

First Round

Camilo Villegas	63 (-8)
Mike Weir	65 (-6)
Ryan Moore	65 (-6)
Heath Slocum	66 (-5)
Brett Wetterich	66 (-5)
Fredrik Jacobson	66 (-5)
Steve Elkington	66 (-5)
Henrik Stenson	66 (-5)
Phil Mickelson	70 (T43)

Second Round

Aaron Baddeley	133 (-9)
Rich Beem	133 (-9)
Mike Weir	133 (-9)
Phil Mickelson	134 (-8)
Sean O'Hair	134 (-8)
Brett Wetterich	134 (-8)
Ryan Moore	134 (-8)

Third Round

Brett Wetterich	200 (-13)
Arron Oberholser	201 (-12)
Phil Mickelson	202 (-11)
Tiger Woods	203 (-10)
Aaron Baddeley	203 (-10)

CUT: 75 players at 1-over-par 143 from a field of 115 professionals.

WEATHER: Friday: Partly cloudy, winds NE 5-10 mph early, then increasing to 10-15 mph by late afternoon. High of 85. Saturday: Mostly sunny, winds N 10-20 mph. High of 79. Sunday: Mostly sunny,

winds N 4-8 mph before noon then S-SW 4-8 after noon. High of 78. Monday: Mostly sunny, winds SW 10-15 mph early, then increasing to 15-25 mph after noon. High of 85.

Player	Pos.	Score	Total	FedExCup Points	Official Money
PHIL MICKELSON	1	70-64-68-66	268	9,000	\$1,260,000.00
Brett Wetterich	12	66-68-66-70	270	3,733	522,666.67
Tiger Woods	12	72-64-67-67	270	3,733	522,666.67
Arron Oberholser	12	69-66-66-69	270	3,733	522,666.67
Aaron Baddeley	5	67-66-70-70	273	2,000	280,000.00
Geoff Ogilvy	16	70-70-67-67	274	1,738	243,250.00
Rory Sabbatini	16	68-67-70-69	274	1,738	243,250.00
Robert Allenby	8	69-69-70-67	275	1,550	217,000.00
Fredrik Jacobson	19	66-72-70-68	276	1,250	175,000.00
Troy Matteson	19	71-66-69-70	276	1,250	175,000.00
Sean O'Hair	19	68-66-74-68	276	1,250	175,000.00
Steve Stricker	19	67-69-69-71	276	1,250	175,000.00
Camilo Villegas	19	63-72-69-72	276	1,250	175,000.00
Lucas Glover	114	69-70-66-72	277	900	126,000.00
John Mallinger	114	73-69-67-68	277	900	126,000.00
Charlie Wi	114	67-72-69-69	277	900	126,000.00
Nathan Green	117	72-70-67-69	278	677	94,733.34
George McNeill	117	71-68-70-68	278	677	94,733.34
Sergio Garcia	117	67-71-68-72	278	677	94,733.33
Ryuji Imada	117	69-66-72-71	278	677	94,733.33
Cliff Kresge	117	69-71-67-71	278	677	94,733.33
Adam Scott	117	68-72-66-72	278	677	94,733.33
Jonathan Byrd	123	69-70-70-70	279	421	59,000.00
Angel Cabrera	123	70-69-65-75	279	421	59,000.00
Steve Elkington	123	66-70-70-73	279	421	59,000.00

Player	Pos.	Score	Total	FedExCup Points	Official Money
Jason Gore	T23	70-71-64-74	279	421	\$59,000.00
Trevor Immelman	T23	67-74-68-70	279	421	59,000.00
John Senden	T23	67-71-67-74	279	421	59,000.00
Heath Slocum	T23	66-70-72-71	279	421	59,000.00
Woody Austin	T30	71-68-70-71	280	273	38,181.82
Rich Beem	T30	67-66-73-74	280	273	38,181.82
Paul Goydos	T30	75-67-71-67	280	273	38,181.82
Charles Howell III	T30	69-69-72-70	280	273	38,181.82
Zach Johnson	T30	68-72-68-72	280	273	38,181.82
Will MacKenzie	T30	70-72-65-73	280	273	38,181.82
Mike Weir	T30	65-68-74-73	280	273	38,181.82
Dean Wilson	T30	70-71-71-68	280	273	38,181.82
Mark Wilson	T30	73-68-72-67	280	273	38,181.82
Briny Baird	T30	71-68-67-74	280	273	38,181.81
Bo Van Pelt	T30	68-69-69-74	280	273	38,181.81
Bart Bryant	T41	72-67-66-76	281	180	25,200.00
Matt Kuchar	T41	68-72-68-73	281	180	25,200.00
Ryan Moore	T41	65-69-77-70	281	180	25,200.00
Rod Pampling	T41	74-67-68-72	281	180	25,200.00
Vaughn Taylor	T41	68-73-68-72	281	180	25,200.00
Boo Weekley	T41	73-69-66-73	281	180	25,200.00
Brian Bateman	T47	69-72-70-71	282	132	18,508.00
Doug LaBelle II	T47	73-69-69-71	282	132	18,508.00
Kenny Perry	T47	68-71-73-70	282	132	18,508.00
John Rollins	T47	70-69-72-71	282	132	18,508.00

Player	Pos.	Score	Total	FedExCup Points	Official Money
Brandt Snedeker	T47	71-72-73-66	282	132	\$18,508.00
Rocco Mediate	T52	71-72-66-74	283	118	16,520.00
Joe Ogilvie	T52	70-69-72-72	283	118	16,520.00
Tom Pernice, Jr.	T52	75-65-67-76	283	118	16,520.00
Stephen Ames	T55	68-73-69-74	284	113	15,820.00
Jim Furyk	T55	68-73-69-74	284	113	15,820.00
Craig Kanada	T55	67-68-72-77	284	113	15,820.00
Justin Leonard	T55	72-70-75-67	284	113	15,820.00
Henrik Stenson	T55	66-73-75-70	284	113	15,820.00
Tommy Armour III	T60	68-70-72-75	285	108	15,120.00
Chad Campbell	T60	70-70-71-74	285	108	15,120.00
Luke Donald	T60	72-66-73-74	285	108	15,120.00
Tim Herron	T60	71-72-74-68	285	108	15,120.00
Vijay Singh	T60	74-66-73-72	285	108	15,120.00
Ken Duke	T65	70-72-69-75	286	104	14,490.00
Robert Garrigus	T65	69-72-72-73	286	104	14,490.00
Jerry Kelly	T65	71-72-73-70	286	104	14,490.00
Jeff Maggert	T65	69-73-70-74	286	104	14,490.00
Kevin Na	T69	71-71-69-76	287	101	14,140.00
Daniel Chopra	T70	70-70-74-74	288	100	13,930.00
Brian Gay	T70	74-69-72-73	288	100	13,930.00
Mark Calcavecchia	T72	72-70-77-71	290	97	13,580.00
Brian Davis	T72	68-71-75-76	290	97	13,580.00
Charles Warren	T72	69-74-73-74	290	97	13,580.00
Steve Flesch	T75	71-72-71-78	292	95	13,300.00

2008



Vijay Singh

Norton, MA
TPC Boston

August 29-September 1, 2008

FedExCup Points: 190,000
Par/Yards: 36-35—71/7,207

Purse: \$7,000,000

LEADERS

First Round

Mike Weir	61 (-10)
Vijay Singh	64 (-7)
John Merrick	64 (-7)
Briny Baird	64 (-7)
Heath Slocum	64 (-7)
Eric Axley	65 (-6)
Ben Curtis	65 (-6)

Second Round

Tim Clark	128 (-14)
Mike Weir	129 (-13)
Ben Curtis	130 (-12)
Vijay Singh	130 (-12)
Jim Furyk	131 (-11)
Kevin Streelman	131 (-11)
Sergio Garcia	131 (-11)
Ernie Els	131 (-11)

Third Round

Mike Weir	196 (-17)
Camilo Villegas	197 (-16)
Sergio Garcia	199 (-14)
Vijay Singh	199 (-14)
Ben Crane	200 (-13)
Ernie Els	200 (-13)
Jim Furyk	200 (-13)

CUT: 36-hole cut of 86 players at 3-under-par 139 from a field of 115 professionals. 54-hole cut: 72 players at 3-under 210 from a field of 86 professionals.

WEATHER: Friday: Partly cloudy skies with a high temperature of 78 degrees and winds light and variable. Saturday: Light mist and rain in the morning with mostly cloudy skies during the day and a high of

74. Winds S-SW at 5-10 mph. Sunday: Sunny and breezy with a high of 82 and winds NW at 10-20 mph with higher gusts. Monday: Sunny with a high of 83 and winds N-NW at 10-20 mph.

Player	Pos.	Score	Total	FedExCup Points	Official Money
VIJAY SINGH	1	64-66-69-63	262	11,000	\$1,260,000.00
Mike Weir	2	61-69-67-71	267	7,400	756,000.00
Ernie Els	13	66-65-69-70	270	4,900	406,000.00
Camilo Villegas	13	68-66-63-73	270	4,900	406,000.00
Sergio Garcia	15	67-64-68-72	271	3,900	266,000.00
Tim Herron	15	72-67-67-65	271	3,900	266,000.00
Chad Campbell	17	67-70-69-66	272	3,558	218,166.67
Justin Leonard	17	69-70-66-67	272	3,558	218,166.67
Jim Furyk	17	66-65-69-72	272	3,558	218,166.66
Ben Crane	110	72-65-63-73	273	3,250	175,000.00
Ken Duke	110	66-67-70-70	273	3,250	175,000.00
Steve Marino	110	66-66-71-70	273	3,250	175,000.00
Ryuji Imada	113	69-65-68-72	274	3,000	140,000.00
Steve Stricker	113	69-67-70-68	274	3,000	140,000.00
Angel Cabrera	115	67-68-69-71	275	2,775	108,500.00
Tim Clark	115	66-62-73-74	275	2,775	108,500.00
Steve Flesch	115	68-65-73-69	275	2,775	108,500.00
Hunter Mahan	115	70-64-72-69	275	2,775	108,500.00
Heath Slocum	115	64-68-69-74	275	2,775	108,500.00
Johnson Wagner	115	68-65-74-68	275	2,775	108,500.00
Briny Baird	121	64-69-68-75	276	2,500	70,000.00
K.J. Choi	121	69-70-70-67	276	2,500	70,000.00
Richard S. Johnson	121	67-66-69-74	276	2,500	70,000.00
Pat Perez	121	69-68-68-70	276	2,500	70,000.00
Carl Pettersson	121	67-68-69-73	276	2,500	70,000.00
Brett Quirey	121	69-70-67-70	276	2,500	70,000.00
Michael Allen	127	71-68-66-72	277	2,348	48,650.00
Ben Curtis	127	65-65-75-72	277	2,348	48,650.00
J.J. Henry	127	68-69-71-69	277	2,348	48,650.00

Player	Pos.	Score	Total	FedExCup Points	Official Money
Anthony Kim	T27	66-66-74-71	277	2,348	\$48,650.00
Brandt Snedeker	T27	67-68-72-70	277	2,348	48,650.00
Boo Weekley	T27	70-67-70-70	277	2,348	48,650.00
Stuart Appleby	T33	70-66-70-72	278	2,259	36,200.00
Jonathan Byrd	T33	67-69-69-73	278	2,259	36,200.00
Stewart Cink	T33	67-69-69-73	278	2,259	36,200.00
Charley Hoffman	T33	67-69-71-71	278	2,259	36,200.00
John Merrick	T33	64-68-76-70	278	2,259	36,200.00
Jesper Parnevik	T33	68-71-66-73	278	2,259	36,200.00
John Senden	T33	69-69-70-70	278	2,259	36,200.00
Woody Austin	T40	72-66-66-75	279	2,200	28,000.00
Tim Petrovic	T40	71-65-72-71	279	2,200	28,000.00
John Rollins	T40	73-66-70-70	279	2,200	28,000.00
Mark Wilson	T40	69-69-67-74	279	2,200	28,000.00
Bo Van Pelt	T44	67-67-74-72	280	2,151	21,163.33
Bubba Watson	T44	70-69-71-70	280	2,151	21,163.33
Robert Allenby	T44	70-67-71-72	280	2,151	21,163.33
Scott McCarron	T44	69-70-69-72	280	2,151	21,163.33
Nick O'Hern	T44	69-66-73-72	280	2,151	21,163.33
Charlie Wi	T44	66-67-71-76	280	2,151	21,163.33
Stephen Ames	T50	71-67-71-72	281	2,115	16,100.00
Bart Bryant	T50	69-70-68-74	281	2,115	16,100.00
Brian Davis	T50	70-66-70-75	281	2,115	16,100.00
Jason Day	T50	70-66-74-71	281	2,115	16,100.00
Brian Gay	T50	68-68-73-72	281	2,115	16,100.00
Lucas Glover	T50	68-71-67-75	281	2,115	16,100.00
Trevor Immelman	T50	71-67-71-72	281	2,115	16,100.00
Martin Laird	T50	70-68-70-73	281	2,115	16,100.00
Ryan Palmer	T50	67-68-74-72	281	2,115	16,100.00

Dell Technologies Championship Summaries

2009



Steve Stricker

Norton, MA
TPC Boston

September 4-7, 2009

FedExCup Points: 2,500
Par/Yards: 36-35—71/7,202

Purse: \$7,500,000

LEADERS

First Round

Jim Furyk.....	.63 (-8)
Steve Stricker.....	.63 (-8)
Angel Cabrera.....	.65 (-6)
Retief Goosen.....	.65 (-6)
Matt Kuchar.....	.65 (-6)
Justin Leonard.....	.65 (-6)
Scott Verplank.....	.65 (-6)

Second Round

Jim Furyk.....	.130 (-12)
Sean O'Hair.....	.130 (-12)
Retief Goosen.....	.132 (-10)
Marc Leishman.....	.132 (-10)
Steve Stricker.....	.135 (T15)

Third Round

Retief Goosen.....	.200 (-13)
Sean O'Hair.....	.200 (-13)
Steve Stricker.....	.200 (-13)
Padraig Harrington.....	.201 (-12)
Kevin Na.....	.201 (-12)
Scott Verplank.....	.201 (-12)
Jerry Kelly.....	.202 (-11)
Kevin Sutherland.....	.202 (-11)

CUT: 73 players at 1-under 141 from a field of 99 professionals. (Paul Casey withdrew prior to play with an injury.)

5-10 mph. Afternoon highs reached into the upper 70s. Sunday: Sunny and cool with SE winds 5-10 mph with afternoon highs reaching into the lower 80s. Monday: Sunny and cool with a morning low of 53. Winds S-SE 5-10 mph, with afternoon highs in the lower 70s.

WEATHER: Friday: Sunny and cool with a morning low of 73 degrees. Afternoon highs reached into the lower 80s, with light and variable winds. Saturday: Sunny and cool in the morning with S-SW winds

Player	Pos.	Score	Total	FedExCup Points	Official Money
STEVE STRICKER	1	63-72-65-67	267	2,500.00	\$1,350,000.00
Jason Dufne.....	T2	66-69-68-65	268	1,250.00	660,000.00
Scott Verplank.....	T2	65-68-68-67	268	1,250.00	660,000.00
Angel Cabrera.....	T4	65-69-70-65	269	600.00	310,000.00
Padraig Harrington.....	T4	67-67-67-68	269	600.00	310,000.00
Dustin Johnson.....	T4	68-65-70-66	269	600.00	310,000.00
Geoff Ogilvy.....	7	66-68-70-66	270	450.00	251,250.00
Jim Furyk.....	T8	63-67-73-68	271	400.00	217,500.00
Retief Goosen.....	T8	65-67-68-71	271	400.00	217,500.00
Sean O'Hair.....	T8	66-64-70-71	271	400.00	217,500.00
Jerry Kelly.....	T11	66-69-67-70	272	315.00	165,000.00
Kevin Na.....	T11	69-66-66-71	272	315.00	165,000.00
John Senden.....	T11	69-64-70-69	272	315.00	165,000.00
Tiger Woods.....	T11	70-67-72-63	272	315.00	165,000.00
Bill Haas.....	T15	69-66-72-66	273	272.50	123,750.00
Matt Kuchar.....	T15	65-71-68-69	273	272.50	123,750.00
Marc Leishman.....	T15	70-62-72-69	273	272.50	123,750.00
Kevin Sutherland.....	T15	68-65-68-71	273	272.50	123,750.00
Jason Day.....	T19	68-66-72-68	274	252.50	94,125.00
Zach Johnson.....	T19	68-71-67-68	274	252.50	94,125.00
Justin Leonard.....	T19	65-68-72-69	274	252.50	94,125.00
Charlie Wi.....	T19	71-64-72-67	274	252.50	94,125.00
Stephen Ames.....	T23	67-73-69-66	275	235.00	72,000.00
Jeff Overton.....	T23	69-66-70-70	275	235.00	72,000.00
Mike Weir.....	T23	68-65-72-70	275	235.00	72,000.00

Player	Pos.	Score	Total	FedExCup Points	Official Money
Sergio Garcia.....	26	70-71-68-67	276	225.00	\$60,000.00
Charley Hoffman.....	T27	69-69-70-69	277	210.00	53,250.00
Steve Marino.....	T27	70-68-71-68	277	210.00	53,250.00
Phil Mickelson.....	T27	71-68-72-66	277	210.00	53,250.00
Pat Perez.....	T27	70-65-75-67	277	210.00	53,250.00
Mark Wilson.....	T27	70-69-66-72	277	210.00	53,250.00
Jason Bohn.....	T32	73-67-69-69	278	187.50	43,406.25
Brandt Snedeker.....	T32	70-70-71-67	278	187.50	43,406.25
Kevin Streelman.....	T32	70-68-71-69	278	187.50	43,406.25
Bubba Watson.....	T32	69-71-71-68	278	187.50	43,406.25
Woody Austin.....	T36	67-70-74-68	279	152.50	31,537.50
Greg Chalmers.....	T36	67-70-74-68	279	152.50	31,537.50
Lucas Glover.....	T36	69-68-72-70	279	152.50	31,537.50
Anthony Kim.....	T36	71-70-67-71	279	152.50	31,537.50
Hunter Mahan.....	T36	73-66-69-71	279	152.50	31,537.50
Troy Matteson.....	T36	66-71-72-70	279	152.50	31,537.50
Scott McCarron.....	T36	70-70-69-70	279	152.50	31,537.50
Bryce Molder.....	T36	67-69-72-71	279	152.50	31,537.50
Scott Piercy.....	T36	67-69-74-69	279	152.50	31,537.50
David Toms.....	T36	67-69-73-70	279	152.50	31,537.50
Matthew Gogglin.....	T46	71-69-69-71	280	120.00	21,850.00
Kenny Perry.....	T46	69-72-69-70	280	120.00	21,850.00
Nick Watney.....	T46	71-69-71-69	280	120.00	21,850.00
Brian Davis.....	T49	67-70-73-71	281	100.00	18,510.00
Bob Estes.....	T49	70-71-71-69	281	100.00	18,510.00

Player	Pos.	Score	Total	FedExCup Points	Official Money
Michael Letzig.....	T49	68-68-73-72	281	100.00	\$18,510.00
Davis Love III.....	T49	69-70-71-71	281	100.00	18,510.00
D.A. Points.....	T49	69-70-73-69	281	100.00	18,510.00
Luke Donald.....	T54	69-72-72-69	282	72.50	17,025.00
Brian Gay.....	T54	70-67-73-72	282	72.50	17,025.00
Charles Howell III.....	T54	68-69-71-74	282	72.50	17,025.00
Justin Rose.....	T54	69-70-77-66	282	72.50	17,025.00
Vijay Singh.....	T54	67-72-70-73	282	72.50	17,025.00
Boo Weekley.....	T54	68-69-74-71	282	72.50	17,025.00
Daniel Chopra.....	60	67-71-73-72	283	55.00	16,500.00
Brimly Baird.....	T61	73-67-74-70	284	37.50	15,975.00
Jonathan Byrd.....	T61	67-74-71-72	284	37.50	15,975.00
J.J. Henry.....	T61	72-68-74-70	284	37.50	15,975.00
Greg Owen.....	T61	69-69-73-73	284	37.50	15,975.00
Brett Quigley.....	T61	70-69-71-74	284	37.50	15,975.00
Camilo Villegas.....	T61	70-69-71-74	284	37.50	15,975.00
Y.E. Yang.....	67	71-70-69-75	285	20.00	15,450.00
J.B. Holmes.....	68	72-67-71-77	287	15.00	15,300.00
Ben Crane.....	T69	73-68-78-69	288	6.63	15,000.00
Fredrik Jacobson.....	T69	70-68-77-73	288	6.63	15,000.00
D.J. Trahan.....	T69	71-70-76-71	288	6.63	15,000.00
Richard S. Johnson.....	T72	68-72-75-74	289	4.80	14,700.00
Ryuji Imada.....	73	74-66-75-81	296	4.70	14,550.00

2010



Charley Hoffman

Norton, MA
TPC Boston

September 3-6, 2010

FedExCup Points: 2,500
Par/Yards: 36-35—71/7,214

Purse: \$7,500,000

LEADERS

First Round

Jason Day.....	.63 (-8)
Zach Johnson.....	.63 (-8)
Brian Davis.....	.64 (-7)
Charley Hoffman.....	.64 (-7)
Hunter Mahan.....	.64 (-7)
Rory McIlroy.....	.64 (-7)
Ryan Moore.....	.64 (-7)
Geoff Ogilvy.....	.64 (-7)
Ryan Palmer.....	.64 (-7)
D.J. Trahan.....	.64 (-7)

Second Round

Jason Day.....	.130 (-12)
Brandt Snedeker.....	.130 (-12)
Charley Hoffman.....	.131 (-11)
Matt Kuchar.....	.131 (-11)
Luke Donald.....	.132 (-10)
Steve Stricker.....	.133 (-9)
D.J. Trahan.....	.133 (-9)

Third Round

Jason Day.....	.196 (-17)
Brandt Snedeker.....	.197 (-16)
Luke Donald.....	.198 (-15)
Charley Hoffman.....	.200 (-13)
Steve Stricker.....	.200 (-13)
Geoff Ogilvy.....	.201 (-12)
Phil Mickelson.....	.201 (-12)
Adam Scott.....	.201 (-12)
Charlie Wi.....	.201 (-12)

CUT: 72 players at 1-under 141 from a field of 99 professionals.

WEATHER: Friday: Light remnants from Hurricane Earl made for overcast skies and sporadic, light-to-moderate showers. Highs in the mid 80s, WSW winds at 8-15 mph. Saturday: Mostly sunny with

an afternoon high of 81 degrees. Winds W at 15-25 mph. Sunday: Sunny with an afternoon high of 78 degrees. Winds WSW at 12-17 mph. Monday: Sunny with afternoon high of 78. Winds SW at 4-8 mph.

Player	Pos.	Score	Total	FedExCup Points	Official Money
CHARLEY HOFFMAN	1	64-67-69-62	262	2,500.00	\$1,350,000.00
Jason Day.....	T2	63-67-66-71	267	1,083.33	560,000.00
Luke Donald.....	T2	65-67-66-69	267	1,083.33	560,000.00
Geoff Ogilvy.....	T2	64-72-65-66	267	1,083.33	560,000.00
Tom Gillis.....	T5	67-71-65-65	268	500.00	273,750.00
Adam Scott.....	T5	67-69-65-67	268	500.00	273,750.00
Brandt Snedeker.....	T5	66-64-67-71	268	500.00	273,750.00
John Senden.....	8	66-68-69-67	270	425.00	232,500.00
Steve Stricker.....	9	65-68-67-71	271	400.00	217,500.00
D.J. Trahan.....	10	64-69-69-70	272	375.00	202,500.00
Michael Sim.....	T11	68-66-72-68	274	297.85	148,928.58
J.B. Holmes.....	T11	66-71-69-68	274	297.85	148,928.57
Matt Kuchar.....	T11	66-65-72-71	274	297.85	148,928.57
Ryan Palmer.....	T11	64-72-69-69	274	297.85	148,928.57
Andres Romero.....	T11	68-66-68-72	274	297.85	148,928.57
Vijay Singh.....	T11	66-68-69-71	274	297.85	148,928.57
Tiger Woods.....	T11	72-65-69-68	274	297.85	148,928.57
Angel Cabrera.....	T18	69-68-69-69	275	257.50	101,250.00
Stewart Cink.....	T18	69-66-72-69	275	257.50	101,250.00
Jason Dufner.....	T18	66-73-68-68	275	257.50	101,250.00
Charlie Wi.....	T18	68-66-67-74	275	257.50	101,250.00
Kris Blankenship.....	T22	66-68-72-70	276	240.00	78,000.00
Brian Davis.....	T22	64-73-69-70	276	240.00	78,000.00

Player	Pos.	Score	Total	FedExCup Points	Official Money
Bill Haas.....	T22	66-73-69-68	276	240.00	78,000.00
Paul Casey.....	T25	66-72-71-68	277	220.00	58,500.00
Retief Goosen.....	T25	67-69-71-70	277	220.00	58,500.00
Martin Laird.....	T25	66-69-74-68	277	220.00	58,500.00
Phil Mickelson.....	T25	69-65-67-76	277	220.00	58,500.00
Bo Van Pelt.....	T25	70-70-68-69	277	220.00	58,500.00
Ernie Els.....	T30	71-69-71-71	278	200.00	48,750.00
Zach Johnson.....	T30	63-71-71-73	278	200.00	48,750.00
Justin Leonard.....	T30	69-66-67-76	278	200.00	48,750.00
Matt Jones.....	T33	65-70-73-71	279	182.50	41,437.50
Hunter Mahan.....	T33	64-70-71-74	279	182.50	41,437.50
Kevin Na.....	T33	69-67-70-73	279	182.50	41,437.50
Nick Watney.....	T33	69-72-70-68	279	182.50	41,437.50
Jim Furyk.....	T37	66-73-71-70	280	162.50	34,500.00
Fredrik Jacobson.....	T37	65-76-69-70	280	162.50	34,500.00
Rory McIlroy.....	T37	64-76-69-71	280	162.50	34,500.00
Bubba Watson.....	T37	67-71-73-69	280	162.50	34,500.00
Jason Bohn.....	T41	67-74-72-68	281	142.50	28,500.00
Greg Chalmers.....	T41	68-72-72-69	281	142.50	28,500.00
Rickie Fowler.....	T41	67-70-74-70	281	142.50	28,500.00
Steve Marino.....	T41	65-69-71-76	281	142.50	28,500.00
Robert Allenby.....	T45	69-70-75-68	282	102.50	19,550.00
Stephen Ames.....	T45	67-68-75-72	282	102.50	19,550.00
K.J. Choi.....	T45	69-71-72-70	282	102.50	19,550.00

Player	Pos.	Score	Total	FedExCup Points	Official Money
Tim Clark	T45	69-72-71-70	282	102.50	19,550.00
Brendon de Jonge	T45	67-72-73-70	282	102.50	\$19,550.00
Tim Pettriv	T45	68-71-71-72	282	102.50	19,550.00
Ian Poulter	T45	67-73-73-69	282	102.50	19,550.00
John Rollins	T45	66-70-67-79	282	102.50	19,550.00
Kevin Streelman	T45	69-70-73-70	282	102.50	19,550.00
Josh Teater	T45	68-70-75-69	282	102.50	19,550.00
David Toms	T45	67-71-75-69	282	102.50	19,550.00
Y.E. Yang	T45	67-70-68-77	282	102.50	19,550.00
Stuart Appleby	T57	70-71-72-70	283	62.50	16,725.00
Ricky Barnes	T57	68-71-74-70	283	62.50	16,725.00
Ryuji Imada	T57	70-73-73-73	283	62.50	16,725.00
Dustin Johnson	T61	73-68-69-73	283	62.50	16,725.00
Blake Adams	T61	70-68-70-76	284	42.50	16,125.00
Marc Leishman	T61	71-68-77-68	284	42.50	16,125.00
Davis Love III	T61	71-69-71-73	284	42.50	16,125.00
Camilo Villegas	T61	67-72-71-74	284	42.50	16,125.00
Lucas Glover	T65	70-68-72-75	285	27.50	15,675.00
Heath Slocum	T65	68-72-74-71	285	27.50	15,675.00
Charles Howell III	T67	68-70-77-71	286	17.50	15,375.00
Ryan Moore	T69	64-72-70-76	286	15.00	15,375.00
Aaron Baddeley	69	71-70-75-71	287	10.00	15,150.00
Paul Goggin	T70	68-73-75-74	290	5.00	15,000.00

Dell Technologies Championship Summaries

2011



Webb Simpson

Norton, MA
TPC Boston

September 02-05, 2012

FedExCup Points: 17,690
Par/Yards: 36-35-71/ 7,214

Purse: \$8,000,000

LEADERS

First Round

Troy Matteson	65 (-6)
Luke Donald	66 (-5)
Jerry Kelly	66 (-5)
Charl Schwartzel	66 (-5)
Y.E. Yang	66 (-5)
Webb Simpson	69 (-2)

Second Round

Charl Schwartzel	132 (-10)
Adam Scott	132 (-10)
Bubba Watson	132 (-10)
Brandt Snedeker	133 (-9)
Nick Watney	134 (-8)
Webb Simpson	137 (-5)

Third Round

Bubba Watson	202 (-11)
Jason Day	203 (-10)
Jerry Kelly	203 (-10)
Chez Reavie	203 (-10)
Adam Scott	203 (-10)
Brendan Steele	203 (-10)
Webb Simpson	204 (-9)

CUT: 78 players at 1-over 143 from a field of 99 professionals.

WEATHER: Friday: Mostly sunny with an afternoon high of 81 degrees. Winds S 7-12 mph. Saturday: Partly cloudy with an afternoon high in the lower 80s. Variable winds 8-12 mph. Sunday: Partly cloudy

with an afternoon high of 84 degrees. Winds SSW 8-15 mph. Monday: Afternoon high reaching 83 degrees, with S-SW winds 8-15 mph. Gusts reaching 20 mph.

Player	Pos.	Score	Total	FedExCup Points	Official Money
WEBB SIMPSON	1	69-68-67-65	269	2,500.00	\$1,440,000.00
Chez Reavie	2	67-68-68-66	269	1,500.00	864,000.00
Jason Day	3	67-69-67-68	271	766.66	416,000.00
Luke Donald	4	66-70-68-67	271	766.66	416,000.00
Brandt Snedeker	5	69-64-72-66	271	766.66	416,000.00
Jim Furyk	6	69-69-66-68	272	500.00	288,000.00
Bo Van Pelt	7	73-68-66-66	273	450.00	268,000.00
Hunter Mahan	8	68-71-69-66	274	412.50	240,000.00
Adam Scott	9	69-63-71-71	274	412.50	240,000.00
Phil Mickelson	10	70-73-63-69	275	319.16	177,333.33
Kyle Stanley	11	68-71-69-68	275	319.16	177,333.33
Blake Adams	12	70-67-68-70	275	319.16	177,333.33
Jerry Kelly	13	66-69-68-72	275	319.16	177,333.33
Ryan Moore	14	68-68-69-70	275	319.16	177,333.33
Brendan Steele	15	69-67-67-72	275	319.16	177,333.33
Emie Els	16	70-65-71-70	276	265.00	120,000.00
Zach Johnson	17	68-69-69-70	276	265.00	120,000.00
Robert Karlsson	18	74-67-64-71	276	265.00	120,000.00
Steve Marino	19	67-72-68-69	276	265.00	120,000.00
Bubba Watson	20	68-64-70-74	276	265.00	120,000.00
Chad Campbell	21	71-67-69-70	277	242.50	86,400.00
Lucas Glover	22	69-69-69-70	277	242.50	86,400.00
Charl Schwartzel	23	68-70-72-71	277	242.50	86,400.00
John Senden	24	70-68-67-71	277	242.50	86,400.00
Matt Kuchar	25	69-69-71-69	278	217.50	61,066.67
Sean O'Hair	26	70-70-66-72	278	217.50	61,066.67

Player	Pos.	Score	Total	FedExCup Points	Official Money
Camilo Villegas	27	73-70-65-70	278	217.50	\$61,066.67
Johnson Wagner	28	69-69-71-69	278	217.50	61,066.67
Geoff Ogilvy	29	69-70-66-73	278	217.50	61,066.66
Gary Woodland	30	69-69-66-74	278	217.50	61,066.66
Jason Dufner	31	68-67-74-70	279	187.50	46,400.00
Sergio Garcia	32	71-65-74-69	279	187.50	46,400.00
Charles Hoffman	33	70-73-65-71	279	187.50	46,400.00
Charles Howell III	34	72-70-69-68	279	187.50	46,400.00
Chris Kirk	35	71-66-72-70	279	187.50	46,400.00
Andres Romero	36	71-68-69-71	279	187.50	46,400.00
Spencer Levin	37	72-71-67-70	280	160.00	36,000.00
Graeme McDowell	38	71-68-70-71	280	160.00	36,000.00
George McNeill	39	67-72-70-71	280	160.00	36,000.00
Carl Pettersson	40	69-70-70-71	280	160.00	36,000.00
Jimmy Walker	41	71-72-70-67	280	160.00	36,000.00
Greg Chalmers	42	72-65-71-73	281	122.50	24,576.00
Brian Davis	43	70-66-72-73	281	122.50	24,576.00
Fredrik Jacobson	44	74-66-70-71	281	122.50	24,576.00
Dustin Johnson	45	68-71-67-75	281	122.50	24,576.00
Marc Leishman	46	71-72-66-72	281	122.50	24,576.00
William McGirt	47	69-69-71-72	281	122.50	24,576.00
Steve Stricker	48	69-73-69-70	281	122.50	24,576.00
Chris Stroud	49	72-68-68-73	281	122.50	24,576.00
Jhonattan Vegas	50	71-72-67-71	281	122.50	24,576.00
Y.E. Yang	51	66-71-71-73	281	122.50	24,576.00
Robert Allenby	52	70-72-69-71	282	87.50	18,760.00

Player	Pos.	Score	Total	FedExCup Points	Official Money
Rickie Fowler	53	68-67-70-77	282	87.50	\$18,760.00
J.J. Henry	54	72-68-71-71	282	87.50	18,760.00
Scott Stallings	55	72-65-74-71	282	87.50	18,760.00
Jonathan Byrd	56	67-71-74-71	283	70.00	18,080.00
Bill Lunde	57	68-71-70-74	283	70.00	18,080.00
Mark Wilson	58	70-70-69-74	283	70.00	18,080.00
Robert Garrigus	59	72-69-73-70	284	57.50	17,680.00
David Toms	60	69-72-67-76	284	57.50	17,680.00
Ben Crane	61	70-71-71-73	285	35.00	16,960.00
Bill Haas	62	70-70-72-73	285	35.00	16,960.00
Ryuji Imada	63	73-69-70-73	285	35.00	16,960.00
Brandt Jobe	64	71-72-70-72	285	35.00	16,960.00
Ryan Palmer	65	70-73-69-73	285	35.00	16,960.00
Pat Perez	66	74-69-75-67	285	35.00	16,960.00
Nick Watney	67	67-67-71-80	285	35.00	16,960.00
Davis Love III	68	71-72-69-74	286	7.94	16,000.00
Jeff Overton	69	70-71-76-69	286	7.94	16,000.00
John Rollins	70	68-73-69-76	286	7.94	16,000.00
Justin Rose	71	70-70-72-74	286	7.94	16,000.00
Rory Sabbatini	72	67-75-72-72	286	7.94	16,000.00
Padraig Harrington	73	69-73-70-75	287	4.70	15,520.00
Martin Laird	74	71-72-72-73	288	4.55	15,280.00
Scott Piercy	75	68-75-73-70	289	4.55	15,280.00
Ricky Barnes	76	72-69-71-77	289	4.40	15,040.00
Aaron Baddeley	77	72-69-75-75	291	4.25	14,800.00
Troy Matteson	78	65-71-77-78	291	4.25	14,800.00

2012



Rory McIlroy

Norton, MA
TPC Boston

August 31-September 3, 2012

FedExCup Points: 2,500
Par/Yards: 36-35-71/7,216

Purse: \$8,000,000

LEADERS

First Round

Seung-yul Noh	62 (-9)
Chris Kirk	63 (-8)
Ryan Moore	64 (-7)
Jeff Overton	64 (-7)
Tiger Woods	64 (-7)
Rory McIlroy	65 (-6)

Second Round

Rory McIlroy	130 (-12)
Louis Oosthuizen	131 (-11)
Ryan Moore	132 (-10)
Tiger Woods	132 (-10)
Jason Dufner	133 (-9)
Chris Kirk	133 (-9)
Seung-yul Noh	133 (-9)
D.A. Points	133 (-9)
Charl Schwartzel	133 (-9)

Third Round

Louis Oosthuizen	194 (-19)
Rory McIlroy	197 (-16)
Dustin Johnson	200 (-13)
Tiger Woods	200 (-13)
Bryce Molder	202 (-11)
Ryan Moore	202 (-11)

CUT: 78 players at 2-over par 144 from a field of 98 professionals.

WEATHER: Friday: Mostly sunny, with an afternoon high in the lower 90s. Winds SSW 8-12 mph. Saturday: Sunny and cooler with an afternoon high of 78. Winds ESE 5-8 mph. Sunday: Partly cloudy,

with an afternoon high of 76. Light sprinkles in the late afternoon Winds ESE 4-8 mph. Monday: Mostly sunny, with an afternoon high of 78. Winds SE 5-10 mph.

Player	Pos.	Score	Total	FedExCup Points	Official Money
RORY MCILROY	1	65-65-67-67	264	2,500.00	\$1,440,000.00
Louis Oosthuizen	2	66-65-63-71	265	1,500.00	864,000.00
Tiger Woods	3	64-68-68-66	266	1,000.00	544,000.00
Dustin Johnson	4	67-68-65-70	270	650.00	352,000.00
Phil Mickelson	5	68-68-68-66	270	650.00	352,000.00
Brandt Snedeker	6	69-70-65-67	271	500.00	288,000.00
Jeff Overton	7	64-71-69-68	272	437.50	258,000.00
Adam Scott	8	69-69-68-66	272	437.50	258,000.00
Bryce Molder	9	65-69-68-71	273	400.00	232,000.00
Ryan Moore	10	64-68-70-72	274	362.50	208,000.00
Kevin Stadler	11	68-71-69-66	274	362.50	208,000.00
John Senden	12	66-69-70-70	275	325.00	184,000.00
Keegan Bradley	13	71-73-63-69	276	282.00	145,600.00
Jim Furyk	14	67-72-65-70	276	282.00	145,600.00
Seung-yul Noh	15	62-71-75-68	276	282.00	145,600.00
Steve Stricker	16	69-69-68-70	276	282.00	145,600.00
Lee Westwood	17	68-71-69-68	276	282.00	145,600.00
Jason Dufner	18	67-66-70-74	277	282.50	116,000.00
Webb Simpson	19	69-70-66-72	277	282.50	116,000.00
Jonas Blixt	20	67-72-71-68	278	242.50	86,666.67
Troy Matteson	21	72-67-70-69	278	242.50	86,666.67
John Merrick	22	68-72-68-70	278	242.50	86,666.67
Dicky Pride	23	68-72-69-68	278	242.50	86,666.67
D.A. Points	24	66-65-71-74	278	242.50	86,666.66
Nick Watney	25	72-69-66-71	278	242.50	86,666.66
William McGirt	26	69-72-69-69	279	205.00	54,444.45

Player	Pos.	Score	Total	FedExCup Points	Official Money
Pat Perez	27	69-72-69-69	279	205.00	\$54,444.45
Vijay Singh	28	73-69-68-69	279	205.00	54,444.45
Bo Van Pelt	29	69-71-70-69	279	205.00	54,444.45
Luke Donald	30	67-72-70-70	279	205.00	54,444.44
Emie Els	31	69-69-71-70	279	205.00	54,444.44
Tom Gillis	32	69-69-71-70	279	205.00	54,444.44
David Hearn	33	67-69-68-75	279	205.00	54,444.44
Charles Hoffman	34	67-67-69-76	279	205.00	54,444.44
Mark Everley	35	71-68-68-73	280	172.50	40,300.00
Bill Haas	36	71-72-68-69	280	172.50	40,300.00
Chris Kirk	37	63-70-75-72	280	172.50	40,300.00
Matt Kuchar	38	70-74-68-68	280	172.50	40,300.00
Greg Chalmers	39	69-68-73-71	281	155.00	34,400.00
J.B. Holmes	40	72-69-69-71	281	155.00	34,400.00
Hunter Mahan	41	68-72-70-71	281	155.00	34,400.00
Aaron Baddeley	42	68-74-70-70	282	135.00	28,000.00
Bob Estes	43	71-69-73-69	282	135.00	28,000.00
Robert Garrigus	44	71-67-73-71	282	135.00	28,000.00
Marc Leishman	45	72-71-70-69	282	135.00	28,000.00
Kyle Stanley	46	70-70-71-71	282	135.00	28,000.00
Zach Johnson	47	70-71-71-71	283	112.50	21,520.00
George McNeill	48	71-70-72-70	283	112.50	21,520.00
Ian Poulter	49	67-71-75-70	283	112.50	21,520.00
Charl Schwartzel	50	68-65-75-71	283	112.50	21,520.00
Roberto Castro	51	72-72-69-71	284	87.50	18,826.67
Jason Day	52	68-73-72-71	284	87.50	18,826.67

Player	Pos.	Score	Total	FedExCup Points	Official Money
Geoff Ogilvy	T51	72-69-73-70	284	87.50	\$18,826.67
Jimmy Walker	T51	73-71-72-68	284	87.50	18,826.67
John Huh	T51	71-71-69-71	284	87.50	18,826.67
Johnsון Wagner	T51	70-71-69-74	284	87.50	18,826.67
Ben Caulley	T57	69-73-72-71	285	60.00	19,000.00
Carl Pettersson	T57	71-70-75-69	285	60.00	19,000.00
Pdraig Harrington	59	70-74-75-67	286	60.00	17,760.00
Blake Adams	T60	69-73-74-71	287	47.50	17,360.00
Brendon de Jonge	T60	70-73-73-71	287	47.50	17,360.00
J.J. Henry	T60	69-73-72-73	287	47.50	17,360.00
Josh Teater	T60	71-71-71-74	287	47.50	17,360.00
Sean O'Hair	T64	70-74-69-75	288	32.50	16,880.00
Scott Piercy	T64	72-70-73-73	288	32.50	16,880.00
Tommy Gainey	T66	72-70-71-76	289	20.00	16,480.00
Scott Stallings	T66	70-73-74-72	289	20.00	16,480.00
Mark Wilson	T66	74-70-74-71	289	20.00	16,480.00
Harris English	T69	70-73-73-74	290	5.88	15,840.00
Martin Flores	T69	72-71-73-74	290	5.88	15,840.00
Kevin Na	T69	69-75-73-73	290	5.88	15,840.00
Ted Potter, Jr.	T69	69-68-72-71	290	5.88	15,840.00
Daniel Summerhays	T73	71-70-72-72	290	3.88	15,840.00
Rickie Fowler	T74	71-68-72-76	291	4.50	15,200.00
Brian Harman	T74	71-73-72-75	291	4.50	15,200.00
Graeme McDowell	T74	74-70-75-72	291	4.50	15,200.00
Jonathan Byrd	77	72-72-73-75	292	4.30	14,880.00
Sano-Moon Be	78	69-72-77-78	296	4.20	14,720.00

Dell Technologies Championship Summaries

2013



Henrik Stenson

Norton, MA
TPC Boston

August 22-September 2, 2013 FedExCup Points: 2,500
Par/Yards: 36-35—71/7,216

Purse: \$8,000,000

LEADERS

First Round

Brian Davis.....	63 (-8)
Phil Mickelson.....	63 (-8)
Kevin Stadler.....	64 (-7)
Roberto Castro.....	65 (-6)
Sergio Garcia.....	65 (-6)
Hunter Mahan.....	65 (-6)
Henrik Stenson.....	67 (-4)

Second Round

Sergio Garcia.....	129 (-13)
Roberto Castro.....	130 (-12)
Henrik Stenson.....	130 (-12)
Jason Dufner.....	132 (-10)
Matt Kuchar.....	132 (-10)

Third Round

Sergio Garcia.....	194 (-19)
Henrik Stenson.....	196 (-17)
Graham DeLaet.....	197 (-16)
Steve Stricker.....	197 (-16)
Roberto Castro.....	198 (-15)
Jason Dufner.....	198 (-15)

CUT: 76 players at 1-under-par 141 from a field of 100 professionals.

WEATHER: Friday: Partly cloudy, with a high of 81. Winds WSW at 5-10 mph. Saturday: Mostly cloudy, with a high of 83. Winds SSW at 10-18 mph. Sunday: Cloudy, with heavy rain showers. High of 80. Winds SSW at 8-15 mph. Officials suspended play due to a dangerous weather situation at 8:46 a.m., with seven groups on the course. Officials decided to erase play from the morning and restart the round with threesomes off of split tees beginning at noon. An additional delay

of 15 minutes occurred, with tee times running from 12:15-2:15 p.m. Due to wet conditions, preferred lies were utilized. Monday: Due to the threat of inclement weather, tee times were scheduled between 8 a.m.-10 a.m. in threesomes off Nos. 1 and 10 tees. Cloudy with periodic thunderstorms and rain showers. High of 77. Winds S at 6-12 mph. Officials suspended the start of play from 8 a.m. to 9:30 a.m. due to a dangerous weather situation and again suspended play at 2:07 p.m. due to a dangerous weather situation, with six players finishing their rounds. The round resumed at 3:58 p.m. for a delay of 1:51.

Player	Pos.	Score	Total	FedExCup Points	Official Money
HENRIK STENSON	1	67-63-66-66	262	2,500.00	1,440,000.00
Steve Stricker.....	2	66-68-63-67	264	1,500.00	864,000.00
Graham DeLaet.....	3	67-68-62-69	266	1,000.00	544,000.00
Sergio Garcia.....	4	65-64-65-73	267	562.50	315,000.00
Matt Kuchar.....	14	66-66-69-66	267	562.50	315,000.00
Jordan Spieth.....	14	67-66-72-62	267	562.50	315,000.00
Kevin Stadler.....	14	64-71-64-68	267	562.50	315,000.00
Brian Davis.....	8	63-72-66-67	268	425.00	248,000.00
Roberto Castro.....	19	65-65-68-71	269	362.50	208,000.00
Brendon de Jonghe.....	19	69-65-69-66	269	362.50	208,000.00
Jason Dufner.....	19	66-66-66-71	269	362.50	208,000.00
Ian Poulter.....	19	66-68-66-69	269	362.50	208,000.00
Jason Day.....	113	67-67-67-69	270	288.33	154,666.67
Scott Piercy.....	113	68-66-67-69	270	288.33	154,666.67
Hunter Mahan.....	113	65-70-66-69	270	288.33	154,666.66
Keegan Bradley.....	116	69-65-67-70	271	267.50	124,000.00
Chris Kirk.....	116	66-71-65-69	271	267.50	124,000.00
Marc Leishman.....	116	70-67-64-70	271	267.50	124,000.00
Justin Rose.....	116	70-63-69-69	271	267.50	124,000.00
Ernie Els.....	120	66-69-68-69	272	252.50	100,000.00
Brendan Steele.....	120	67-67-69-69	272	252.50	100,000.00
Kevin Chappell.....	122	68-70-64-71	273	235.00	76,800.00
John Huh.....	122	66-71-70-66	273	235.00	76,800.00
Charl Schwartzel.....	122	67-68-67-71	273	235.00	76,800.00
Daniel Summerhays.....	122	68-68-69-68	273	235.00	76,800.00
Nicholas Thompson.....	122	66-68-67-72	273	235.00	76,800.00

Player	Pos.	Score	Total	FedExCup Points	Official Money
Stewart Cink.....	T27	66-69-70-69	274	202.50	53,250.00
Harris English.....	T27	66-67-72-69	274	202.50	53,250.00
Jim Furyk.....	T27	70-68-63-73	274	202.50	53,250.00
Brian Gay.....	T27	67-67-73-67	274	202.50	53,250.00
Charley Hoffman.....	T27	70-65-66-73	274	202.50	53,250.00
Dustin Johnson.....	T27	68-69-68-69	274	202.50	53,250.00
Zach Johnson.....	T27	69-72-67-66	274	202.50	53,250.00
Lee Westwood.....	T27	66-72-69-67	274	202.50	53,250.00
David Hearn.....	T35	68-69-67-71	275	167.50	38,600.00
Scott Stallings.....	T35	68-69-69-69	275	167.50	38,600.00
Chris Stroud.....	T35	69-70-67-69	275	167.50	38,600.00
Camilo Villegas.....	T35	71-68-67-69	275	167.50	38,600.00
Nick Watney.....	T35	69-67-72-67	275	167.50	38,600.00
Boo Weekley.....	T35	69-69-69-70	275	167.50	38,600.00
K.J. Choi.....	T41	67-67-68-74	276	137.50	28,800.00
Luke Donald.....	T41	71-70-67-68	276	137.50	28,800.00
Phil Mickelson.....	T41	63-71-71-71	276	137.50	28,800.00
Bryce Molder.....	T41	71-67-67-71	276	137.50	28,800.00
Kevin Streelman.....	T41	66-71-70-69	276	137.50	28,800.00
Gary Woodland.....	T41	72-67-66-71	276	137.50	28,800.00
Bob Estes.....	T47	66-69-70-72	277	107.50	20,826.67
Graeme McDowell.....	T47	72-66-69-70	277	107.50	20,826.67
Rory McIlroy.....	T47	70-71-64-72	277	107.50	20,826.67
Brandt Snedeker.....	T47	68-68-69-72	277	107.50	20,826.67
Martin Kaymer.....	T47	69-72-67-69	277	107.50	20,826.66
Justin Leonard.....	T47	69-70-72-66	277	107.50	20,826.66

Player	Pos.	Score	Total	FedExCup Points	Official Money
Charles Howell III.....	T53	71-67-69-71	278	70.00	18,097.78
Jerry Kelly.....	T53	66-72-70-70	278	70.00	18,097.78
John Merrick.....	T53	67-69-67-75	278	70.00	18,097.78
Rory Sabbatini.....	T53	70-71-69-68	278	70.00	18,097.78
Adam Scott.....	T53	73-66-67-72	278	70.00	18,097.78
Webb Simpson.....	T53	73-68-67-70	278	70.00	18,097.78
Bo Van Pelt.....	T53	68-71-69-70	278	70.00	18,097.78
Jonas Blixt.....	T53	66-75-69-68	278	70.00	18,097.77
Michael Thompson.....	T53	71-70-71-66	278	70.00	18,097.77
Matt Every.....	T62	70-67-72-70	279	40.00	17,120.00
Russell Henley.....	T62	70-70-66-73	279	40.00	17,120.00
Josh Teater.....	T62	70-67-73-69	279	40.00	17,120.00
Stuart Appleby.....	T65	74-67-68-71	280	25.00	16,720.00
Tiger Woods.....	T65	68-67-72-73	280	25.00	16,720.00
Brian Stuard.....	T67	71-66-71-73	281	15.00	16,320.00
Cameron Tringale.....	T67	73-67-71-70	281	15.00	16,320.00
Bubba Watson.....	T67	71-69-70-71	281	15.00	16,320.00
Billy Horschel.....	T70	72-66-72-72	282	4.90	15,840.00
Pat Perez.....	T70	68-72-66-76	282	4.90	15,840.00
Patrick Reed.....	T70	68-72-73-69	282	4.90	15,840.00
Jason Kokrak.....	T73	70-71-70-72	283	4.65	15,440.00
Richard H. Lee.....	T73	69-70-68-76	283	4.65	15,440.00
Ryan Moore.....	75	66-73-68-77	284	4.50	15,200.00
Angel Cabrera.....	76	72-67-72-77	288	4.40	15,040.00

2014



Chris Kirk

Norton, MA
TPC Boston

August 26-September 1, 2014 FedExCup Points: 17,690
Par/Yards: 36-35—71/7,216

Purse: \$8,000,000

LEADERS

First Round

Ryan Palmer.....	63 (-8)
Keegan Bradley.....	65 (-6)
Jason Day.....	66 (-5)
Chesson Hadley.....	66 (-5)
Webb Simpson.....	66 (-5)
Chris Kirk.....	73 (-2)

Second Round

Jason Day.....	134 (-8)
Ryan Palmer.....	134 (-8)
Billy Horschel.....	135 (-7)
Matt Kuchar.....	135 (-7)
Keegan Bradley.....	136 (-6)
Bill Haas.....	136 (-6)
Russell Henley.....	136 (-6)
Patrick Reed.....	136 (-6)
Webb Simpson.....	136 (-6)
Chris Kirk.....	139 (-3)

Third Round

Russell Henley.....	201 (-12)
Billy Horschel.....	202 (-11)
Jason Day.....	203 (-10)
Chris Kirk.....	203 (-10)
Rory McIlroy.....	203 (-10)

CUT: 80 players at 3-over 145 from a field of 93 professionals.

WEATHER: Friday: Mostly sunny, with a high of 76. Wind NE at 7-12 mph. Saturday: Mostly sunny, with a high of 76. Wind NE at 7-12 mph. Sunday: Mostly cloudy, breezy and humid. High of 77. Wind

SSW at 10-15 mph, gusting to 25 mph. Monday: Mostly cloudy and humid, with a high of 87. Wind SW at 7-12 mph.

Player	Pos.	Score	Total	FedExCup Points	Official Money
CHRIS KIRK	1	73-66-64-66	269	2,500.00	1,440,000.00
Geoff Ogilvy.....	T2	70-71-65-65	271	1,083.33	597,333.34
Russell Henley.....	T2	70-66-65-70	271	1,083.33	597,333.33
Billy Horschel.....	T2	69-66-67-69	271	1,083.33	597,333.33
Rory McIlroy.....	T5	70-69-64-70	273	525.00	304,000.00
John Senden.....	T5	69-71-67-66	273	525.00	304,000.00
Jason Day.....	T7	66-68-69-71	274	437.50	258,000.00
T7Martin Kaymer.....	T7	71-66-70-67	274	437.50	258,000.00
Bill Haas.....	T9	67-69-70-69	275	330.71	185,142.86
Chesson Hadley.....	T9	66-73-67-69	275	330.71	185,142.86
Carl Pettersson.....	T9	67-73-69-66	275	330.71	185,142.86
Robert Strab.....	T9	73-67-67-68	275	330.71	185,142.86
Jimmy Walker.....	T9	70-70-68-67	275	330.71	185,142.86
Seung-Yul Noh.....	T9	69-68-68-70	275	330.71	185,142.85
Webb Simpson.....	T9	66-70-68-71	275	330.71	185,142.85
Jason Kokrak.....	T16	68-72-70-66	276	260.00	112,228.57
Keegan Bradley.....	T16	65-71-69-71	276	260.00	112,228.57
Zach Johnson.....	T16	71-68-70-67	276	260.00	112,228.57
Ryan Palmer.....	T16	63-71-71-71	276	260.00	112,228.57
Adam Scott.....	T16	73-68-68-67	276	260.00	112,228.57
Kevin Stadler.....	T16	71-70-67-68	276	260.00	112,228.57
Brian Stuard.....	T16	72-71-65-68	276	260.00	112,228.57
Rickie Fowler.....	T23	70-69-67-71	277	235.00	76,800.00
Jim Furyk.....	T23	72-66-69-70	277	235.00	76,800.00
Ian Poulter.....	T23	67-73-71-66	277	235.00	76,800.00
Russell Knox.....	T26	67-70-71-70	278	220.00	61,600.00
Henrik Stenson.....	T26	70-70-73-65	278	220.00	61,600.00

Player	Pos.	Score	Total	FedExCup Points	Official Money
Kevin Streelman.....	T26	73-67-65-73	278	220.00	61,600.00
Matt Kuchar.....	T29	69-66-73-71	279	197.50	50,866.67
George McNeill.....	T29	73-68-72-66	279	197.50	50,866.67
Bubba Watson.....	T29	72-71-69-67	279	197.50	50,866.67
Gary Woodland.....	T29	71-70-73-65	279	197.50	50,866.67
Ben Crane.....	T29	69-68-70-72	279	197.50	50,866.66
Jordan Spieth.....	T29	67-70-69-73	279	197.50	50,866.66
Jason Bohn.....	T35	74-68-69-69	280	162.50	36,950.00
K.J. Choi.....	T35	72-70-70-68	280	162.50	36,950.00
Morgan Hoffmann.....	T35	72-69-68-71	280	162.50	36,950.00
J.B. Holmes.....	T35	70-75-68-67	280	162.50	36,950.00
Charles Howell III.....	T35	68-73-71-68	280	162.50	36,950.00
Danny Lee.....	T35	74-65-73-68	280	162.50	36,950.00
Vijay Singh.....	T35	72-68-69-71	280	162.50	36,950.00
Scott Stallings.....	T35	70-74-72-64	280	162.50	36,950.00
David Hearn.....	T43	70-74-72-65	281	137.50	28,800.00
Charl Schwartzel.....	T43	72-72-68-69	281	137.50	28,800.00
Steven Bowditch.....	T45	77-68-72-65	282	120.00	23,424.00
Gonzalo Fdez-Castano.....	T45	71-69-68-74	282	120.00	23,424.00
T45Will MacKenzie.....	T45	70-73-67-72	282	120.00	23,424.00
T45Phil Mickelson.....	T45	74-69-72-67	282	120.00	23,424.00
T45Chris Stroud.....	T45	69-69-73-71	282	120.00	23,424.00
Ernie Els.....	T50	72-71-73-67	283	90.00	19,017.15
Brendan Steele.....	T50	74-71-69-69	283	90.00	19,017.15
Kevin Chappell.....	T50	68-73-68-74	283	90.00	19,017.14
Stewart Cink.....	T50	71-72-69-71	283	90.00	19,017.14
Graham Delaet.....	T50	71-74-67-71	283	90.00	19,017.14

Dell Technologies Championship Summaries

2015



Rickie Fowler

Norton, MA
TPC Boston

August 22-September 2, 2013 FedExCup Points: 2,500
Par/Yards: 36-35--71/ 7,242

Purse: \$8,000,000

LEADERS

First Round

Brendon de Jonge	65 (-6)
Kevin Chappell	67 (-4)
Luke Donald	67 (-4)
Harris English	67 (-4)
Rickie Fowler	67 (-4)
Charley Hoffman	67 (-4)
Matt Jones	67 (-4)
Colt Knost	67 (-4)
Ian Poulter	67 (-4)
Henrik Stenson	67 (-4)

Second Round

Charley Hoffman	130 (-12)
Brendon de Jonge	133 (-9)
Kevin Chappell	134 (-8)
Rickie Fowler	134 (-8)
Zach Johnson	134 (-8)
Matt Jones	134 (-8)

Third Round

Henrik Stenson	200 (-13)
Rickie Fowler	201 (-12)
Matt Jones	202 (-11)
Sean O'Hair	202 (-11)
Russell Knox	203 (-10)

CUT: 75 players at 3-over 145 from a field of 98 professionals.

WEATHER: Friday: Mostly sunny, with a high of 77. Wind NE at 7-12 mph. Saturday: Sunny, with a high of 79. NNE wind at 5-10 mph. Sunday: Sunny, with a high of 84. Wind SSW at 6-12 mph. Monday: Mostly cloudy and humid, with a high of 90. SW wind at 8-15 mph.

Player	Pos.	Score	Total	FedExCup Points	Official Money
RICKIE FOWLER	1	67-67-67-68	269	2,000.00	1,485,000.00
Henrik Stenson	2	67-68-65-70	270	1,200.00	891,000.00
Charley Hoffman	3	67-63-76-67	273	760.00	561,000.00
Jim Furyk	4	71-65-70-70	276	416.00	311,025.00
Matt Jones	4	67-67-68-74	276	416.00	311,025.00
Hunter Mahan	4	69-73-64-70	276	416.00	311,025.00
Sean O'Hair	4	68-67-67-74	276	416.00	311,025.00
Patrick Reed	4	72-67-67-70	276	416.00	311,025.00
Jerry Kelly	19	71-66-68-72	277	300.00	222,750.00
Matt Kuchar	19	69-72-65-71	277	300.00	222,750.00
Daniel Summerhays	19	71-68-70-68	277	300.00	222,750.00
Daniel Berger	112	68-69-68-73	278	221.20	138,600.00
Kevin Chappell	112	67-67-71-73	278	221.20	138,600.00
Jason Day	112	68-68-73-69	278	221.20	138,600.00
Harris English	112	67-74-68-69	278	221.20	138,600.00
Brian Harman	112	70-70-71-67	278	221.20	138,600.00
Kevin Kisner	112	71-71-66-70	278	221.20	138,600.00
Russell Knox	112	70-65-68-73	278	221.20	138,600.00
William McGirt	112	73-70-66-69	278	221.20	138,600.00
Louis Oosthuizen	112	73-67-67-71	278	221.20	138,600.00
Gary Woodland	112	68-70-69-71	278	221.20	138,600.00
Brendon de Jonge	122	65-68-73-73	279	192.00	85,800.00
Zach Johnson	122	69-65-74-71	279	192.00	85,800.00
Rory Sabbatini	122	69-74-66-70	279	192.00	85,800.00
Keegan Bradley	125	71-66-74-69	280	178.00	65,793.75

Player	Pos.	Score	Total	FedExCup Points	Official Money
Ben Martin	125	73-68-70-69	280	178.00	65,793.75
Hideki Matsuyama	125	71-65-69-75	280	178.00	65,793.75
Kyle Reifers	125	71-73-69-67	280	178.00	65,793.75
Chris Kirk	129	74-69-67-71	281	162.00	54,862.50
Rory McIlroy	129	70-74-71-66	281	162.00	54,862.50
Pat Perez	129	71-71-70-69	281	162.00	54,862.50
Bubba Watson	129	73-69-71-68	281	162.00	54,862.50
Fabian Gomez	133	76-69-73-64	282	142.00	43,587.50
Danny Lee	133	70-66-69-77	282	142.00	43,587.50
Ian Poulter	133	67-72-69-74	282	142.00	43,587.50
John Senden	133	76-69-67-70	282	142.00	43,587.50
Hudson Swafford	133	68-69-68-76	282	142.00	43,587.50
Camilo Villegas	133	72-72-69-69	282	142.00	43,587.50
Sangmoon Bae	139	69-70-69-75	283	120.00	33,825.00
Alex Cejka	139	70-70-72-71	283	120.00	33,825.00
Luke Donald	139	67-71-72-73	283	120.00	33,825.00
Troy Merritt	139	74-67-68-74	283	120.00	33,825.00
Robert Streb	139	69-72-72-70	283	120.00	33,825.00
J.B. Holmes	144	74-68-69-73	284	86.00	22,343.75
Dustin Johnson	144	70-70-68-76	284	86.00	22,343.75
Colt Knost	144	67-73-75-69	284	86.00	22,343.75
Davis Love III	144	69-75-67-73	284	86.00	22,343.75
Carl Patterson	144	72-70-69-73	284	86.00	22,343.75
Webb Simpson	144	74-69-70-71	284	86.00	22,343.75
Brandt Snedeker	144	71-73-68-72	284	86.00	22,343.75

Player	Pos.	Score	Total	FedExCup Points	Official Money
Brendan Steele	144	70-67-72-75	284	86.00	22,343.75
Brendon Todd	144	70-74-70-70	284/E	86.00	22,343.75
Cameron Tringale	144	75-66-69-74	284	86.00	22,343.75
Johnson Wagner	144	72-73-72-67	284	86.00	22,343.75
Nick Watney	144	72-70-69-73	284	86.00	22,343.75
Charles Howell III	156	70-70-70-75	285	54.00	18,562.50
Spencer Levin	156	73-71-69-72	285	54.00	18,562.50
Justin Thomas	156	72-70-69-74	285	54.00	18,562.50
Boo Weekley	156	74-71-72-68	285	54.00	18,562.50
Zac Blair	160	70-69-71-76	286	36.00	17,820.00
Jason Dufner	160	69-70-74-73	286	36.00	17,820.00
Bill Haas	160	73-71-70-72	286	36.00	17,820.00
Kevin Na	160	72-68-72-74	286	36.00	17,820.00
Scott Pincus	160	75-70-66-75	286	36.00	17,820.00
Phil Mickelson	165	70-73-70-74	287	18.00	17,077.50
Carlos Ortiz	165	74-67-70-76	287	18.00	17,077.50
Ryan Palmer	165	68-77-71-71	287	18.00	17,077.50
Shawn Stefani	165	70-74-71-72	287	18.00	17,077.50
Scott Brown	169	70-72-74-73	289	5.30	16,500.00
Kevin Streelman	169	73-70-69-77	289	5.30	16,500.00
Mark Wilson	169	71-74-70-70	289	5.30	16,500.00
Billy Horschel	72	73-68-77-72	290	3.84	16,170.00
Morgan Hoffmann	73	69-74-76-72	291	3.76	16,005.00
Chesson Hadley	74	73-71-70-80	294	3.68	15,840.00

2016



Rory McIlroy

Norton, MA
TPC Boston

August 30-September 5, 2016 FedExCup Points: 2000
Par/Yards: 36-35--71/ 7,297

Purse: \$8,500,000

LEADERS

First Round

James Hahn	65 (-6)
Ryan Moore	65 (-6)
Paul Casey	66 (-5)
Fabian Gomez	66 (-5)
Brian Stuard	66 (-5)
Jhonattan Vegas	66 (-5)
Rory McIlroy	71 (E)

Second Round

Kevin Chappell	131 (-11)
Paul Casey	132 (-10)
Jimmy Walker	132 (-10)
Brian Harman	133 (-9)
Dustin Johnson	134 (-8)
Smylie Kaufman	134 (-8)
Rory McIlroy	138 (-4)

Third Round

Paul Casey	198 (-15)
Brian Harman	201 (-12)
Kevin Chappell	202 (-11)
Smylie Kaufman	202 (-11)
Jimmy Walker	202 (-11)
Rory McIlroy	204 (-9)

CUT: 72 players at 1-under 141 from a field of 97 professionals.

WEATHER: Friday: Partly sunny and cooler, with a high of 76. Wind ENE at 6-12 mph. Saturday: Mostly cloudy, with a high of 75. Wind NE at 5-10 mph. Sunday: Partly cloudy and windy, with a high

of 73. Wind NE 150-20, with gusts to 30 mph. Monday: Due to expected inclement weather associated with Tropical Storm Hermine, final-round tee times were from 7 to 8:50 a.m. Mostly cloudy and windy with a high of 71. Wind NNE 15-20 mph, with gusts to 30 mph.

Player	Pos.	Score	Total	FedExCup Points	Official Money
RORY MCILROY	1	71-67-66-65	269	2,000.00	\$1,530,000.00
Paul Casey	2	66-66-66-73	271	1,200.00	918,000.00
Jimmy Walker	3	68-64-70-70	272	760.00	578,000.00
Adam Scott	4	67-71-70-65	273	540.00	408,000.00
Fabian Gomez	15	66-71-68-69	274	400.00	310,250.00
James Hahn	15	65-74-66-69	274	400.00	310,250.00
Patrick Reed	15	68-67-70-69	274	400.00	310,250.00
Kevin Chappell	18	67-64-71-73	275	281.14	212,500.00
David Hearn	18	68-68-69-70	275	281.14	212,500.00
Billy Hurler III	18	67-69-69-70	275	281.14	212,500.00
Dustin Johnson	18	68-66-75-66	275	281.14	212,500.00
Justin Kokrak	18	70-68-71-66	275	281.14	212,500.00
Ryan Moore	18	65-70-68-72	275	281.14	212,500.00
Louis Oosthuizen	18	71-69-64-71	275	281.14	212,500.00
Jason Day	115	70-71-68-67	276	214.00	131,750.00
Si Woo Kim	115	67-71-69-69	276	214.00	131,750.00
Russell Knox	115	73-67-69-67	276	214.00	131,750.00
Hideki Matsuyama	115	69-70-67-70	276	214.00	131,750.00
Hudson Swafford	115	69-69-70-68	276	214.00	131,750.00
Gary Woodland	115	69-66-74-67	276	214.00	131,750.00
Chad Campbell	121	67-71-72-67	277	196.00	95,200.00
Jordan Spieth	121	68-68-72-69	277	196.00	95,200.00
Brian Stuard	121	66-69-75-67	277	196.00	95,200.00
Roberto Castro	124	67-69-72-70	278	172.00	64,316.67

Player	Pos.	Score	Total	FedExCup Points	Official Money
Sergio Garcia	124	68-68-72-70	278	172.00	64,316.67
Charles Howell III	124	71-66-68-73	278	172.00	64,316.67
Ryan Palmer	124	70-68-67-73	278	172.00	64,316.67
Steve Stricker	124	67-69-69-73	278	172.00	64,316.67
Vaughn Taylor	124	68-69-73-68	278	172.00	64,316.67
Tony Finau	124	67-69-68-74	278	172.00	64,316.66
Brian Harman	124	68-65-68-77	278	172.00	64,316.66
Smylie Kaufman	124	68-66-68-76	278	172.00	64,316.66
Scott Brown	133	71-70-65-73	279	138.00	43,031.25
Jason Dufner	133	70-68-69-71	279	138.00	43,031.25
Emiliano Grillo	133	67-71-73-68	279	138.00	43,031.25
Jim Herman	133	68-69-71-71	279	138.00	43,031.25
J.B. Holmes	133	67-71-71-70	279	138.00	43,031.25
Chris Kirk	133	70-69-69-71	279	138.00	43,031.25
Harold Varner III	133	71-65-69-74	279	138.00	43,031.25
Jhonattan Vegas	133	66-72-72-69	279	138.00	43,031.25
Daniel Berger	141	67-68-74-71	280	112.00	31,450.00
Harris English	141	67-73-73-69	280	112.00	31,450.00
Branden Grace	141	72-68-74-66	280	112.00	31,450.00
Kyle Reifers	141	70-71-70-69	280	112.00	31,450.00
Henrik Stenson	141	68-70-70-72	280	112.00	31,450.00
Rickie Fowler	146	69-71-69-72	281	88.00	22,731.43
Adam Hadwin	146	68-72-73-68	281	88.00	22,731.43
Kevin Kisner	146	70-69-70-72	281	88.00	22,731.43

Player	Pos.	Score	Total	FedExCup Points	Official Money
Matt Kuchar	146	70-67-73-71	281	88.00	22,731.43
Patrick Rodgers	146	71-67-73-70	281	88.00	22,731.43
Brandt Snedeker	146	71-68-73-69	281	88.00	22,731.43
Marc Leishman	146	68-72-74-67	281	88.00	22,731.42
Ricky Barnes	153	70-71-70-71	282	66.00	19,677.50
Bryce Molder	153	70-67-75-70	282	66.00	19,677.50
Sean O'Hair	153	71-68-69-74	282	66.00	19,677.50
Scott Piercy	153	72-69-71-70	282	66.00	19,677.50
Jim Furyk	157	67-71-73-72	283	46.00	18,785.

Dell Technologies Championship Summaries

2017



Justin Thomas

Norton, MA
TPC Boston

August 30-September 5, 2016 FedExCup Points: 2000
Par/Yards: 36-35--71/ 7,342

Purse: \$8,750,000

LEADERS

First Round

Dustin Johnson	66 (-5)
Sergio Garcia	67 (-4)
Marc Leishman	67 (-4)
Jon Rahm	67 (-4)
Kyle Stanley	67 (-4)
Justin Thomas	71 (E)

Second Round

Jon Rahm	133 (-9)
Paul Casey	135 (-7)
Adam Hadwin	135 (-7)
Kyle Stanley	135 (-7)
Kevin Streelman	135 (-7)
Justin Thomas	138 (-4)

Third Round

Marc Leishman	201 (-12)
Justin Thomas	201 (-12)
Paul Casey	202 (-11)
Adam Hadwin	203 (-10)
Grayson Murray	203 (-10)
Jordan Spieth	203 (-10)

CUT: 79 players at 3-over 145 from a field of 96 professionals.

WEATHER: Friday: Sunny, breezy and cool with a high of 70. Wind NW at 8-12 mph with gusts to 30 mph. Saturday: Partly cloudy and cool with a high of 73. Wind NNW in the morning, changing to SSW wind in the afternoon 5-10 mph. Sunday: Due to a forecast of impending rain from the

remnants of Hurricane Harvey, tee times for the third round were scheduled off Nos. 1 and 10 tees in threesomes between 10:37 a.m. and 1:00 p.m. Occasional showers all day with a couple of brief heavy downpours. High temperature of 63. Wind ENE 6-12 mph. Monday: Sunny with a high of 80. Wind SW 10-15 mph with gusts to 25 mph.

Player	Pos.	Score	Total	FedExCup Points	Official Money
JUSTIN THOMAS	1	71-67-63-66	267	2,000.00	\$1,575,000.00
Jordan Spieth	2	72-65-66-67	270	1,200.00	945,000.00
Marc Leishman	3	67-69-65-70	271	760.00	595,000.00
Paul Casey	4	70-65-67-70	272	490.00	385,000.00
Jon Rahm	14	67-66-71-68	272	490.00	385,000.00
Phil Mickelson	16	69-67-69-68	273	355.00	283,281.25
Kevin Na	16	68-69-70-66	273	355.00	283,281.25
Pat Perez	16	72-67-67-67	273	355.00	283,281.25
Patrick Reed	16	71-67-69-66	273	355.00	283,281.25
Bill Haas	110	71-70-68-65	274	290.00	227,500.00
Justin Rose	110	72-65-69-68	274	290.00	227,500.00
Stewart Cink	12	71-68-68-68	275	260.00	201,250.00
Patrick Cantlay	113	69-68-68-71	276	220.80	159,250.00
Rickie Fowler	113	69-71-66-70	276	220.80	159,250.00
Adam Hadwin	113	70-65-68-73	276	220.80	159,250.00
Mackenzie Hughes	113	70-68-71-67	276	220.80	159,250.00
Hudson Swafford	113	69-68-70-69	276	220.80	159,250.00
Rafa Cabrera Bello	118	72-68-72-65	277	184.00	118,125.00
Dustin Johnson	118	66-72-66-73	277	184.00	118,125.00
Brooks Koepka	118	74-67-68-68	277	184.00	118,125.00
Gary Woodland	118	72-71-67-67	277	184.00	118,125.00
Emiliano Grillo	22	70-71-71-66	278	164.00	98,000.00
Hideki Matsuyama	123	72-71-70-66	279	152.00	87,500.00
Ian Poulter	123	71-73-69-66	279	152.00	87,500.00
Jason Day	125	75-69-70-66	280	130.00	68,250.00
Branden Grace	125	74-64-69-73	280	130.00	68,250.00
Grayson Murray	125	68-68-67-77	280	130.00	68,250.00

Player	Pos.	Score	Total	FedExCup Points	Official Money
Charl Schwartzel	125	75-69-69-67	280	130.00	\$68,250.00
Kyle Stanley	125	67-68-73-72	280	130.00	68,250.00
Bryson DeChambeau	130	69-67-72-73	281	100.00	54,337.50
Lucas Glover	130	71-69-70-71	281	100.00	54,337.50
Cody Gribble	130	72-70-68-71	281	100.00	54,337.50
William McGirt	130	70-74-69-68	281	100.00	54,337.50
Louis Oosthuizen	130	69-69-74-69	281	100.00	54,337.50
Keegan Bradley	135	76-68-69-69	282	76.00	43,137.50
Kevin Chappell	135	72-70-69-71	282	76.00	43,137.50
Sergio Garcia	135	67-73-75-67	282	76.00	43,137.50
Sung Kang	135	71-74-71-66	282	76.00	43,137.50
Kevin Streelman	135	70-65-74-73	282	76.00	43,137.50
Jonas Blixt	140	68-73-73-69	283	52.28	32,375.00
Russell Henley	140	70-69-70-74	283	52.28	32,375.00
Morgan Hoffmann	140	75-64-74-70	283	52.28	32,375.00
Si Woo Kim	140	71-70-72-70	283	52.28	32,375.00
Martin Laird	140	74-70-70-69	283	52.28	32,375.00
Jamie Lovemark	140	73-70-73-67	283	52.28	32,375.00
Kevin Tway	140	71-74-72-66	283	52.28	32,375.00
Charley Hoffman	147	72-71-73-68	284	35.00	22,779.17
Luke List	147	68-76-71-69	284	35.00	22,779.17
C.T. Pan	147	69-72-74-69	284	35.00	22,779.17
Harold Varner III	147	77-67-73-67	284	35.00	22,779.17
Bud Cauley	147	72-71-68-73	284	35.00	22,779.16
Chris Kirk	147	70-68-76-70	284	35.00	22,779.16
Kevin Kisner	153	72-70-73-70	285	26.00	20,358.34
Jason Kokrak	153	72-73-69-71	285	26.00	20,358.33

Player	Pos.	Score	Total	FedExCup Points	Official Money
Xander Schauffele	153	69-74-72-70	285	26.00	\$20,358.33
Zach Johnson	156	77-68-69-72	286	21.60	19,600.00
Matt Kuchar	156	72-70-71-73	286	21.60	19,600.00
Anirban Lahiri	156	72-70-73-71	286	21.60	19,600.00
Brendan Steele	156	69-70-78-69	286	21.60	19,600.00
Nick Taylor	156	72-72-70-72	286	21.60	19,600.00
Daniel Berger	161	77-68-70-72	287	18.00	18,812.50
Russell Knox	161	72-72-72-71	287	18.00	18,812.50
Francesco Molinari	161	75-70-71-71	287	18.00	18,812.50
Chevy Chase	161	72-72-70-73	287	18.00	18,812.50
Scott Brown	165	74-65-70-79	288	14.80	18,112.50
Tony Finau	165	69-71-77-71	288	14.80	18,112.50
Brian Harman	165	68-72-74-74	288	14.80	18,112.50
Jhonattan Vegas	165	73-70-74-71	288	14.80	18,112.50
Wesley Bryan	169	76-69-72-72	289	11.90	17,412.50
Jason Dufner	169	68-75-69-77	289	11.90	17,412.50
Jim Herman	169	75-68-74-72	289	11.90	17,412.50
Bubba Watson	169	75-70-71-73	289	11.90	17,412.50
Patrick Rodgers	173	74-71-73-72	290	10.60	16,887.50
Robert Streb	173	73-72-74-71	290	10.60	16,887.50
Graham DeLaet	175	72-69-80-70	291	9.40	16,362.50
James Hahn	175	76-68-76-71	291	9.40	16,362.50
Webb Simpson	175	72-70-76-73	291	9.40	16,362.50
J.J. Spaun	175	72-71-74-74	291	9.40	16,362.50
Rod Pampling	179	72-73-75-73	293	8.40	15,925.00

BMW Championship Summaries

BMW Championship

2007



Tiger Woods

Lemont, IL
Cog Hill Golf and Country Club (Dubsdread)

September 6-9, 2007

FedExCup Points: 50,000
Par/Yards: 35-36—71/7,326

Purse: \$7,000,000

LEADERS

First Round

Jonathan Byrd	64 (-7)
Justin Rose	65 (-6)
Camilo Villegas	65 (-6)
Stewart Cink	66 (-5)
Troy Matteson	66 (-5)
Pat Perez	66 (-5)
Tiger Woods	67 (T7)

Second Round

Aaron Baddeley	133 (-9)
Jonathan Byrd	133 (-9)
Justin Rose	134 (-8)
Steve Stricker	134 (-8)
Tiger Woods	134 (-8)
Camilo Villegas	134 (-8)

Third Round

Steve Stricker	198 (-15)
Aaron Baddeley	198 (-15)
Tiger Woods	199 (-14)
Justin Rose	203 (-10)
Tim Clark	204 (-9)
Jonathan Byrd	204 (-8)

CUT: No cut. 65 of the 66 professionals completed 72 holes.

WEATHER: Thursday: Mostly cloudy with light sprinkles. Tee times were moved up two hours, 15 minutes to 8 a.m. due to threatening afternoon forecast. Friday: Tee times were moved up three

hours, 15 minutes to 8 a.m. due to threatening weather. Play was delayed for two hours, 47 minutes (9:11-11:58 a.m.) due to a heavy downpour that brought 9/10 inches of rain. Mostly cloudy with a high of 83. Saturday: Sunny with a high of 78. Winds NE 8-10 mph. Sunday: Sunny with a high of 77. Winds NE 10-15 mph.

Player	Pos.	Score	Total	FedExCup Points	Official Money
TIGER WOODS	1	67-67-65-63	262	9,000	\$1,260,000.00
Aaron Baddeley	2	68-65-65-66	264	5,400	756,000.00
Steve Stricker	3	68-66-64-68	266	3,400	480,000.00
Adam Scott	4	68-69-67-65	270	2,400	340,000.00
Tim Clark	5	68-69-67-67	271	1,900	270,000.00
Justin Rose	15	65-69-69-68	271	1,900	270,000.00
Stewart Cink	17	66-73-68-65	272	1,613	229,000.00
Camilo Villegas	17	68-69-71-67	272	1,613	229,000.00
Sergio Garcia	9	68-70-69-67	274	1,450	206,000.00
Jonathan Byrd	110	64-69-71-71	275	1,200	171,000.00
Carl Pettersson	110	71-68-69-67	275	1,200	171,000.00
Ian Poulter	110	68-72-69-66	275	1,200	171,000.00
Rory Sabbatini	110	69-72-68-66	275	1,200	171,000.00
Jim Furyk	114	70-69-67-70	276	875	123,625.00
Lucas Glover	114	70-71-67-68	276	875	123,625.00
Nathan Green	114	67-71-67-71	276	875	123,625.00
Brandt Snedeker	114	70-71-65-70	276	875	123,625.00
Ernie Els	118	73-67-68-69	277	609	85,260.00
Charles Howell III	118	68-73-67-69	277	609	85,260.00
Ryan Moore	118	69-70-68-70	277	609	85,260.00
Pat Perez	118	66-69-70-72	277	609	85,260.00
David Toms	118	72-70-68-67	277	609	85,260.00

Player	Pos.	Score	Total	FedExCup Points	Official Money
Bo Van Pelt	118	69-71-68-69	277	609	\$85,260.00
Bubba Watson	118	71-69-69-68	277	609	85,260.00
Stuart Appleby	125	68-68-71-71	278	390	54,600.00
Charley Hoffman	125	68-70-72-68	278	390	54,600.00
Ryuji Imada	125	67-70-71-70	278	390	54,600.00
Kevin Sutherland	125	70-73-69-66	278	390	54,600.00
Mark Wilson	125	76-69-68-65	278	390	54,600.00
Angel Cabrera	130	72-69-71-67	279	291	40,687.50
Luke Donald	130	76-70-68-65	279	291	40,687.50
Hunter Mahan	130	69-68-71-71	279	291	40,687.50
John Mallinger	130	74-68-69-68	279	291	40,687.50
Rocco Mediate	130	70-70-68-71	279	291	40,687.50
Vaughn Taylor	130	73-68-69-69	279	291	40,687.50
Scott Verplank	130	69-70-70-70	279	291	40,687.50
Brett Wetterich	130	68-72-71-68	279	291	40,687.50
Robert Allenby	138	75-68-69-68	280	200	28,000.00
Stephen Ames	138	71-68-69-72	280	200	28,000.00
Woody Austin	138	67-73-71-69	280	200	28,000.00
K.J. Choi	138	68-70-71-71	280	200	28,000.00
Trevor Immelman	138	70-70-69-71	280	200	28,000.00
Zach Johnson	138	72-71-70-67	280	200	28,000.00
Billy Mayfair	138	72-69-67-72	280	200	28,000.00

Player	Pos.	Score	Total	FedExCup Points	Official Money
Rod Pampling	138	73-72-66-69	280	200	\$28,000.00
Heath Slocum	146	71-68-72-70	281	155	21,700.00
Troy Matteson	147	66-77-68-71	282	141	19,740.00
Kenny Perry	147	71-71-66-74	282	141	19,740.00
Brian Bateman	149	70-72-72-69	283	126	17,686.67
Jerry Kelly	149	74-72-68-69	283	126	17,686.67
Steve Marino	149	73-70-69-71	283	126	17,686.67
Ken Duke	152	67-73-71-73	284	117	16,415.00
Anthony Kim	152	74-70-70-70	284	117	16,415.00
John Senden	152	71-75-71-67	284	117	16,415.00
Henrik Stenson	152	75-71-68-70	284	117	16,415.00
John Rollins	156	69-71-74-71	285	114	15,960.00
Sean O'Hair	157	74-72-71-69	286	113	15,750.00
Boo Weekley	157	75-72-72-67	286	113	15,750.00
Jose Coceres	159	70-69-70-78	287	111	15,470.00
Nick Watney	159	72-73-72-70	287	111	15,470.00
Nick O'Hern	161	70-73-74-71	288	109	15,190.00
Geoff Ogilvy	161	78-73-68-69	288	109	15,190.00
Jeff Quinney	63	72-73-70-74	289	107	14,980.00
Vijay Singh	64	74-69-77-70	290	106	14,840.00
Mark Calcavecchia	65	77-71-75-74	297	105	14,700.00

BMW Championship

2008



Camilo Villegas

St. Louis, MO
Bellerive Country Club

September 4-7, 2008

FedExCup Points: 190,000
Par/Yards: 35-35—70/7,207

Purse: \$7,000,000

LEADERS

First Round

Camilo Villegas	65 (-5)
Steve Stricker	66 (-4)
Kenny Perry	66 (-4)
Tim Herron	66 (-4)
Andres Romero	66 (-4)
Stuart Appleby	66 (-4)

Second Round

Camilo Villegas	131 (-9)
Jim Furyk	132 (-8)
Phil Mickelson	133 (-7)
D.J. Trahan	134 (-6)
Fredrik Jacobson	134 (-6)
Brian Gay	134 (-6)

Third Round

Camilo Villegas	197 (-13)
Jim Furyk	198 (-12)
Anthony Kim	201 (-9)
Tim Clark	201 (-9)
Brian Gay	201 (-9)

CUT: No cut. 68 of the 69 players completed 72 holes.

WEATHER: Thursday: Remnants of Hurricane Gustav pelted Bellerive CC with rain in excess of three inches, postponing the first round until Friday morning. High in the mid-70s. Friday: Mostly cloudy and cool. High of 71. Winds N 5-10 mph. Saturday: The second round began at 7 a.m. under cloudy skies. Fog

forced a 91-minute delay beginning at 7:29 a.m. The third round was suspended due to darkness at 7:18 p.m., with 23 players left to complete their rounds. Partly cloudy and cool. High of 75. Winds N-NW 5-10 mph. Sunday: The third round resumed at 7 a.m., with the final round beginning with threesomes off of split tees at 10:10 a.m. Mostly cloudy. High of 75. Winds W-NW 5-10 mph

Player	Pos.	Score	Total	FedExCup Points	Official Money
CAMILO VILLEGAS	1	65-66-66-68	265	11,000	\$1,260,000.00
Dudley Hart	2	67-69-66-65	267	7,400	756,000.00
Jim Furyk	3	70-62-66-70	268	4,900	406,000.00
Anthony Kim	3	68-67-66-67	268	4,900	406,000.00
Stephen Ames	15	68-69-66-66	269	3,825	255,500.00
K.J. Choi	15	70-68-64-67	269	3,825	255,500.00
D.J. Trahan	15	71-63-68-67	269	3,825	255,500.00
Tim Clark	18	67-68-66-69	270	3,500	210,000.00
Hunter Mahan	18	69-67-68-66	270	3,500	210,000.00
Aaron Baddeley	110	71-64-67-69	271	3,250	175,000.00
Fredrik Jacobson	110	67-67-72-65	271	3,250	175,000.00
Steve Stricker	110	66-71-68-66	271	3,250	175,000.00
Ben Curtis	113	70-70-68-65	273	2,938	131,250.00
Brian Gay	113	67-67-67-72	273	2,938	131,250.00
Lucas Glover	113	68-68-69-68	273	2,938	131,250.00
Trevor Immelman	113	69-67-70-67	273	2,938	131,250.00
Ernie Els	117	68-72-66-68	274	2,750	105,000.00
Justin Leonard	117	69-67-68-70	274	2,750	105,000.00
Phil Mickelson	117	68-65-71-70	274	2,750	105,000.00
Tommy Armour III	120	71-64-69-71	275	2,625	87,500.00
Sergio Garcia	120	68-68-69-70	275	2,625	87,500.00
Eric Axley	122	70-69-70-67	276	2,464	\$64,983.34
Steve Marino	122	69-69-70-68	276	2,464	64,983.34

Player	Pos.	Score	Total	FedExCup Points	Official Money
Angel Cabrera	122	69-69-66-72	276	2,464	\$64,983.33
Billy Mayfair	122	73-67-67-69	276	2,464	64,983.33
Kevin Streelman	122	70-68-69-69	276	2,464	64,983.33
Dean Wilson	122	69-71-66-70	276	2,464	64,983.33
Bart Bryant	128	69-68-69-71	277	2,340	47,600.00
Geoff Ogilvy	128	69-71-67-70	277	2,340	47,600.00
Scott Verplank	128	73-69-68-67	277	2,340	47,600.00
Bubba Watson	128	73-73-66-65	277	2,340	47,600.00
Boo Weekley	128	71-65-71-70	277	2,340	47,600.00
Ben Crane	133	70-70-69-69	278	2,270	37,800.00
Ken Duke	133	70-72-67-69	278	2,270	37,800.00
J.B. Holmes	133	68-73-67-70	278	2,270	37,800.00
Carl Pettersson	133	72-70-70-66	278	2,270	37,800.00
Chez Reavie	133	67-70-75-66	278	2,270	37,800.00
Robert Allenby	138	71-68-68-72	279	2,210	29,400.00
Stuart Appleby	138	66-73-70-70	279	2,210	29,400.00
Briny Baird	138	73-66-69-71	279	2,210	29,400.00
Brian Davis	138	75-67-72-65	279	2,210	29,400.00
Matthew Goggins	138	70-71-67-71	279	2,210	29,400.00
Tim Herron	138	66-71-67-75	279	2,210	29,400.00
Kenny Perry	144	66-72-68-74	280	2,151	21,163.34
Andres Romero	144	66-70-73-71	280	2,151	21,163.34
Rory Sabbatini	144	72-66-67-75	280	2,151	21,163.34

Player	Pos.	Score	Total	FedExCup Points	Official Money
Vijay Singh	T44	70-70-71-69	280	2,151	\$21,163.33
Heath Slocum	T44	71-73-70-66	280	2,151	21,163.33
Nicholas Thompson	T44	70-73-70-67	280	2,151	21,163.33
Adam Scott	T50	69-71-69-72	281	2,125	17,430.00
John Senden	T50	69-73-73-66	281	2,125	17,430.00
Jonathan Byrd	T52	71-68-71-72	282	2,118	16,520.00
Johnson Wagner	T52	72-69-67-74	282	2,118	16,520.00
Jay Williamson	T52	68-69-72-73	282	2,118	16,520.00
Padraig Harrington	T55	69-71-72-71	283	2,113	15,820.00
Martin Laird	T55	69-70-76-68	283	2,113	15,820.00
John Mallinger	T55	71-65-75-72	283	2,113	15,820.00
Brandt Snedeker	T55	69-77-67-70	283	2,113	15,820.00
Kevin Sutherland	T55	70-73-68-72	283	2,113	15,820.00
Stewart Cink	T60	73-70-71-70	284	2,109	15,190.00
Charley Hoffman	T60	68-71-68-77	284	2,109	15,190.00
Jerry Kelly	T60	74-66-73-71	284	2,109	15,190.00
John Merrick	T60	76-74-65-69	284	2,109	15,190.00
Woody Austin	T64	69-71-73-72	285	2,105	14,700.00
Charlie Wi	T64	76-71-67-71	285	2,105	14,700.00
Mark Wilson	T64	69-75-71-70	285	2,105	14,700.00
Ryuji Imada	T67	72-70-72-73	287	2,103	14,350.00
Mike Weir	T67	69-72-71-75	287	2,103	14,350.00

BMW Championship Summaries

BMW Championship

2009



Tiger Woods

Lemont, IL
Cog Hill G&CC

September 10-13, 2009

FedExCup Points: 2,500
Par/Yards: 35-36—71/7,616

Purse:\$7,500,000

LEADERS

First Round

Rory Sabbatini.....	66 (-5)
Steve Marino.....	66 (-5)
Bo Van Pelt.....	67 (-4)
Marc Leishman.....	67 (-4)
David Toms.....	68 (-3)
Padraig Harrington.....	68 (-3)
Geoff Ogilvy.....	68 (-3)
Tiger Woods.....	68 (-3)
Camilo Villegas.....	68 (-3)
John Mallinger.....	68 (-3)

Second Round

Mark Wilson.....	135 (-7)
Tiger Woods.....	135 (-7)
Padraig Harrington.....	136 (-6)
Rory Sabbatini.....	136 (-6)
Bo Van Pelt.....	136 (-6)
Marc Leishman.....	136 (-6)
Bubba Watson.....	137 (-5)

Third Round

Tiger Woods.....	197 (-16)
Brandt Snedeker.....	204 (-9)
Marc Leishman.....	204 (-9)
Matt Kuchar.....	205 (-8)
Padraig Harrington.....	205 (-8)
John Senden.....	206 (-7)
Mark Wilson.....	206 (-7)
Jim Furyk.....	207 (-6)
Luke Donald.....	207 (-6)
Sergio Garcia.....	207 (-6)
Bubba Watson.....	207 (-6)

CUT: A field of 69 professionals with no cut (Paul Casey withdrew prior to play with an injury).

WEATHER: Thursday: Partly cloudy with temperatures reaching 81 degrees. Winds NE 8-12 mph. Friday: Mostly sunny with high of 80. Winds E 8-12 mph. Saturday: Mostly sunny with highs in the upper

70s. Winds NE 8-12 mph. Sunday: The final round was delayed due to fog. Play began at 9:55 a.m. with threesomes going off two tees. The last group went off at 11:45 a.m. Heavy morning fog gave way to mostly sunny skies with high of 80. Winds NE 8-12 mph

Player	Pos.	Score	FedEx Pts/ Money
TIGER WOODS.....	1	68-67-62-68 265/-19	2,500.00 \$1,350,000.00
Jim Furyk.....	T2	70-70-67-66 273/-11	1,250.00 660,000.00
Marc Leishman.....	T2	67-69-68-69 273/-11	1,250.00 660,000.00
Sean O'Hair.....	4	70-68-70-68 274/-10	750.00 360,000.00
Zach Johnson.....	5	73-65-70-69 276/-8	550.00 300,000.00
Sergio Garcia.....	T6	71-69-69-71 278/-6	475.00 280,625.00
Padraig Harrington.....	T6	68-69-69-73 278/-6	475.00 280,625.00
Kevin Na.....	T8	72-72-65-70 279/-5	412.50 225,000.00
Camilo Villegas.....	T8	68-74-71-66 279/-5	412.50 225,000.00
Luke Donald.....	T10	70-69-68-73 280/-4	327.00 172,500.00
Bill Haas.....	T10	71-68-71-70 280/-4	327.00 172,500.00
Matt Kuchar.....	T10	71-68-66-75 280/-4	327.00 172,500.00
Brandt Snedeker.....	T10	69-69-66-76 280/-4	327.00 172,500.00
Mark Wilson.....	T10	69-66-71-74 280/-4	327.00 172,500.00
Stephen Ames.....	T15	76-67-69-69 281/-3	275.00 127,500.00
Bo Van Pelt.....	T15	67-69-72-73 281/-3	275.00 127,500.00
Bubba Watson.....	T15	69-68-70-74 281/-3	275.00 127,500.00
Steve Marino.....	T18	66-77-68-71 282/-2	262.50 108,750.00
Rory Sabbatini.....	T18	66-70-72-74 282/-2	262.50 108,750.00
Ian Poulter.....	T20	69-71-68-75 283/-1	250.00 90,500.00
John Senden.....	T20	70-70-66-77 283/-1	250.00 90,500.00
Mike Weir.....	T20	72-69-71-71 283/-1	250.00 90,500.00
Chad Campbell.....	T23	70-70-72-72 284/-E	227.50 64,875.00

Player	Pos.	Score	FedEx Pts/ Money
Stewart Cink.....	T23	72-74-70-68 284/-E	227.50 \$64,875.00
Retief Goosen.....	T23	72-72-71-69 284/-E	227.50 64,875.00
Anthony Kim.....	T23	69-69-72-74 284/-E	227.50 64,875.00
Kevin Sutherland.....	T23	75-67-67-75 284/-E	227.50 64,875.00
David Toms.....	T23	68-71-69-76 284/-E	227.50 64,875.00
Robert Allenby.....	29	75-74-67-68 285/-1	210.00 53,250.00
Tom Clark.....	T30	78-69-73-68 286/-2	187.50 43,593.75
Jason Dufner.....	T30	74-70-69-73 286/-2	187.50 43,593.75
Charles Howell III.....	T30	69-72-70-75 286/-2	187.50 43,593.75
Freddie Jacobson.....	T30	72-71-70-73 286/-2	187.50 43,593.75
Dustin Johnson.....	T30	69-73-71-73 286/-2	187.50 43,593.75
Phil Mickelson.....	T30	71-69-70-76 286/-2	187.50 43,593.75
Ryan Moore.....	T30	71-72-75-68 286/-2	187.50 43,593.75
Nick Watney.....	T30	70-71-73-72 286/-2	187.50 43,593.75
Ernie Els.....	T38	75-67-77-68 287/-3	150.00 30,750.00
Hunter Mahan.....	T38	73-73-69-72 287/-3	150.00 30,750.00
John Mallinger.....	T38	68-76-69-74 287/-3	150.00 30,750.00
John Rollins.....	T38	73-65-74-75 287/-3	150.00 30,750.00
Heath Slocum.....	T38	70-69-72-76 287/-3	150.00 30,750.00
Scott Verplank.....	T38	70-75-72-70 287/-3	150.00 30,750.00
Charlie Wi.....	T38	71-73-72-71 287/-3	150.00 30,750.00
Angel Cabrera.....	T45	73-75-69-71 288/-4	122.50 22,575.00
Ben Crane.....	T45	75-69-76-68 288/-4	122.50 22,575.00

Player	Pos.	Score	FedEx Pts/ Money
Brian Davis.....	T45	71-70-72-75 288/-4	122.50 \$22,575.00
Kenny Perry.....	T45	77-69-70-72 288/-4	122.50 22,575.00
Jerry Kelly.....	T49	76-73-69-71 289/-5	102.50 18,125.50
Justin Leonard.....	T49	73-69-75-72 289/-5	102.50 18,125.50
Davis Love III.....	T49	74-77-67-71 289/-5	102.50 18,125.50
Pat Perez.....	T49	72-71-73-73 289/-5	102.50 18,125.50
Nathan Green.....	T53	73-74-73-70 290/-6	87.50 17,550.00
Steve Stricker.....	T53	72-73-68-77 290/-6	87.50 17,550.00
Woody Austin.....	T55	76-72-72-71 291/-7	72.50 17,025.00
Brian Gay.....	T55	73-71-75-72 291/-7	72.50 17,025.00
Bryce Molder.....	T55	70-73-71-77 291/-7	72.50 17,025.00
Geoff Ogilvy.....	T55	68-73-75-75 291/-7	72.50 17,025.00
Jason Bohn.....	T59	71-74-74-73 292/-8	57.50 16,575.00
Jason Day.....	T59	71-73-75-73 292/-8	57.50 16,575.00
Jonathan Byrd.....	T61	69-79-73-72 293/-9	42.50 16,125.00
Charley Hoffman.....	T61	73-71-72-77 293/-9	42.50 16,125.00
Jeff Overton.....	T61	72-68-75-78 293/-9	42.50 16,125.00
Webb Simpson.....	T61	70-74-73-76 293/-9	42.50 16,125.00
Y.E. Yang.....	T65	71-78-73-75 297/-13	30.00 15,750.00
Lucas Glover.....	66	74-75-71-79 299/-15	25.00 15,600.00
Paul Goydos.....	67	74-72-73-81 300/-16	20.00 15,450.00
J.B. Holmes.....	68	78-73-72-81 304/-20	15.00 15,300.00

BMW Championship

2010



Dustin Johnson

Lemont, IL
Cog Hill Golf & Country Club

September 9-12, 2010

FedExCup Points: 2,500
Par/Yards: 35-36—71/7,616

Purse:\$7,500,000

LEADERS

First Round

Matt Kuchar.....	64 (-7)
Ryan Moore.....	65 (-6)
Ian Poulter.....	66 (-5)
Retief Goosen.....	67 (-4)
Charlie Wi.....	67 (-4)
Dustin Johnson.....	68 (-3)

Second Round

Matt Kuchar.....	136 (-6)
Charlie Wi.....	136 (-6)
Marc Leishman.....	137 (-5)
Paul Casey.....	138 (-4)
Luke Donald.....	138 (-4)
Retief Goosen.....	138 (-4)
Dustin Johnson.....	138 (-4)
Ian Poulter.....	138 (-4)

Third Round

Ryan Moore.....	205 (-8)
Dustin Johnson.....	206 (-7)
Matt Kuchar.....	206 (-7)
Charlie Wi.....	206 (-7)
Paul Casey.....	207 (-6)
Ian Poulter.....	207 (-6)

CUT: No cut. All 30 players completed 72 holes.

WEATHER: Thursday: Mostly sunny with highs in the lower 70s. Winds NE 5-10 mph. Friday: Mostly sunny with a high of 75 degrees. Winds ESE 8-15 mph. Saturday: Morning showers turning into sunny

skies in the afternoon. High of 71. Winds SW 6-12 mph. Sunday: Sunny and warmer. High of 79. Winds WSW 10-20 mph.

Player	Pos.	Score	FedEx Pts/ Money
DUSTIN JOHNSON.....	1	68-70-68-69 275/-9	2,500.00 \$1,350,000.00
Paul Casey.....	2	69-69-69-69 276/-8	1,500.00 810,000.00
K.J. Choi.....	T3	71-69-69-69 278/-6	700.00 360,000.00
Matt Kuchar.....	T3	64-72-70-72 278/-6	700.00 360,000.00
Ryan Moore.....	T3	65-74-66-73 278/-6	700.00 360,000.00
Kevin Na.....	T3	70-69-69-70 278/-6	700.00 360,000.00
Retief Goosen.....	7	67-71-71-70 279/-5	450.00 251,250.00
Phil Mickelson.....	T8	72-71-70-67 280/-4	400.00 217,500.00
Steve Stricker.....	T8	70-73-67-70 280/-4	400.00 217,500.00
Charlie Wi.....	T8	67-69-70-74 280/-4	400.00 217,500.00
Marc Leishman.....	T11	72-65-72-72 281/-3	337.50 180,000.00
Camilo Villegas.....	T11	70-70-71-70 281/-3	337.50 180,000.00
Ernie Els.....	T13	70-71-67-74 282/-2	292.50 150,000.00
Ian Poulter.....	T13	66-72-69-75 282/-2	292.50 150,000.00
Jim Furyk.....	T15	73-71-69-70 283/-1	267.50 116,250.00
Zach Johnson.....	T15	70-73-66-74 283/-1	267.50 116,250.00
Adam Scott.....	T15	71-69-72-71 283/-1	267.50 116,250.00
David Toms.....	T15	70-72-70-71 283/-1	267.50 116,250.00
Nick Watney.....	T15	70-74-70-69 283/-1	267.50 116,250.00
Tiger Woods.....	T15	73-72-68-70 283/-1	267.50 116,250.00
Stewart Cink.....	T21	70-73-71-70 284/-E	245.00 84,000.00
Tom Clark.....	T21	70-70-70-74 284/-E	245.00 84,000.00
Justin Rose.....	T21	68-71-71-74 284/-E	245.00 84,000.00
Robert Allenby.....	T24	72-70-72-71 285/-1	222.50 60,750.00

Player	Pos.	Score	FedEx Pts/ Money
Greg Chalmers.....	T24	72-69-68-76 285/-1	222.50 \$60,750.00
Geoff Ogilvy.....	T24	73-72-72-68 285/-1	222.50 60,750.00
Michael Sim.....	T24	72-70-72-71 285/-1	222.50 60,750.00
Vijay Singh.....	T24	70-77-68-70 285/-1	222.50 60,750.00
Brian Gay.....	T30	68-73-72-73 286/-2	190.00 44,571.43
Charley Hoffman.....	T30	70-77-70-69 286/-2	190.00 44,571.43
Justin Leonard.....	T30	72-71-75-68 286/-2	190.00 44,571.43
Bryce Molder.....	T30	74-72-72-68 286/-2	190.00 44,571.43
Carl Pettersson.....	T30	72-72-71-71 286/-2	190.00 44,571.43
Vaughn Taylor.....	T30	70-71-74-71 286/-2	190.00 44,571.43
Bill Haas.....	T30	70-73-69-74 286/-2	190.00 44,571.42
Luke Donald.....	T37	68-70-72-77 287/-3	157.50 33,000.00
Matt Jones.....	T37	71-70-73-73 287/-3	157.50 33,000.00
Hunter Mahan.....	T37	71-68-75-73 287/-3	157.50 33,000.00
Rory McIlroy.....	T37	76-74-68-69 287/-3	157.50 33,000.00
Sean O'Hair.....	T37	75-68-71-73 287/-3	157.50 33,000.00
Brandt Snedeker.....	T37	76-72-72-67 287/-3	157.50 33,000.00
Ryan Palmer.....	T43	73-72-71-72 288/-4	137.50 27,000.00
Kevin Streelman.....	T43	71-75-72-78 288/-4	137.50 27,000.00
Ben Crane.....	T45	76-77-67-69 289/-5	125.00 23,250.00
Jason Dufner.....	T45	74-72-73-70 289/-5	125.00 23,250.00
Rickie Fowler.....	T45	73-73-72-73 289/-5	125.00 23,250.00
Freddie Jacobson.....	T48	74-75-72-70 291/-7	112.50 20,025.00

Player	Pos.	Score	FedEx Pts/ Money
Anthony Kim.....	T48	70-75-72-74 291/-7	112.50 \$20,025.00
Martin Laird.....	T50	73-73-69-77 292/-8	97.50 18,262.50
Rory Sabbatini.....	T50	69-71-80-72 292/-8	97.50 18,262.50
Heath Slocum.....	T50	71-74-75-72 292/-8	97.50 18,262.50
Bubba Watson.....	T50	72-74-69-77 292/-8	97.50 18,262.50
Brian Davis.....	T54	73-72-77-71 293/-9	80.00 17,250.00
Jason Day.....	T54	72-76-71-74 293/-9	80.00 17,250.00
Bo Van Pelt.....	T54	72-71-73-77 293/-9	80.00 17,250.00
Stephen Ames.....	T57	74-77-72-71 294/-10	65.00 16,800.00
Jeff Overton.....	T57	72-76-72-74 294/-10	65.00 16,800.00
Tim Petrovic.....	T57	73-70-73-78 294/-10	65.00 16,800.00
Stuart Appleby.....	T60	76-73-69-78 296/-12	50.00 16,350.00
J.B. Holmes.....	T60	77-72-69-78 296/-12	50.00 16,350.00
Andres Romero.....	T61	80-70-73-73 296/-12	50.00 16,350.00
Angel Cabrera.....	T63	75-76-75-71 297/-13	32.50 15,825.00
Brendon de Jonge.....	T63	74-71-72-80 297/-13	32.50 15,825.00
John Senden.....	T63	74-75-74-74 297/-13	32.50 15,825.00
Y.E. Yang.....	T63	73-78-69-77 297/-13	32.50 15,825.00
Ricky Barnes.....	T67	73-74-76-75 298/-14	17.50 15,375.00
Scott Verplank.....	T67	76-75-73-74 298/-14	17.50 15,375.00
Jason Bohn.....	69	73-74-73-79 299/-15	10.00 15,150.00
D.J. Trahan.....	70	75-76-75-75 301/-17	5.00 15,000.00

BMW Championship Summaries

BMW Championship

2011



Justin Rose

Lemont, IL
Cog Hill G&CC

September 15-18, 2011

FedExCup Points: 2,500.00
Par/Yards: 35-36-71/ 7,616

Purse: \$1,440,000

LEADERS

First Round

Justin Rose	63 (-8)
Webb Simpson.....	65 (-6)
Mark Wilson.....	65 (-6)
K.J. Choi.....	67 (-4)
Jim Furyk.....	68 (-3)
John Senden.....	68 (-3)
Camilo Villegas.....	68 (-3)

Second Round

Justin Rose	131 (-11)
Mark Wilson.....	131 (-11)
Webb Simpson.....	133 (-9)
John Senden.....	134 (-8)
Robert Allenby.....	136 (-6)
Bill Haas.....	136 (-6)

Third Round

Justin Rose	200 (-13)
John Senden.....	204 (-9)
Bill Haas.....	205 (-8)
Geoff Ogilvy.....	205 (-8)
Webb Simpson.....	206 (-7)

CUT: No cut. 69 of 70 players completed 72 holes.

WEATHER: Thursday: Sunny and cold. High of 59, with a morning low of 39. Morning winds N 10-20 mph, shifting to N/NE 8-15 in the afternoon. Friday: Cloudy and cool with a high of 59 degrees. Winds

SE 5-10 mph. Saturday: Partly cloudy and cool with a high of 68 degrees. Winds E/SE 6-12 mph. Sunday: Mostly cloudy with intermittent showers. High of 69. Winds S/SE 10-20 mph.

Player	Pos.	Score	FedEx Pts/ Money
JUSTIN ROSE	1	63-68-69-71 271/-13	2,500.00 \$1,440,000.00
John Senden.....	2	68-66-70-69 273/-11	1,500.00 864,000.00
Geoff Ogilvy.....	3	69-68-68-69 274/-10	1,000.00 544,000.00
Luke Donald.....	4	75-66-67-68 276/-8	750.00 384,000.00
Webb Simpson.....	5	65-68-73-71 277/-7	550.00 320,000.00
Jason Dufner.....	T6	71-68-71-68 278/-6	475.00 278,000.00
Camilo Villegas.....	T6	68-73-71-66 278/-6	475.00 278,000.00
Chez Reavie.....	8	69-70-70-70 279/-5	425.00 248,000.00
Brandt Jobe.....	9	75-64-69-72 280/-4	400.00 232,000.00
K.J. Choi.....	T10	67-71-73-70 281/-3	362.50 208,000.00
David Toms.....	T10	71-66-73-71 281/-3	362.50 208,000.00
Robert Allenby.....	T12	69-67-75-71 282/-2	297.50 162,000.00
Sergio Garcia.....	T12	69-72-67-74 282/-2	297.50 162,000.00
Martin Laird.....	T12	72-69-68-73 282/-2	297.50 162,000.00
Y.E. Yang.....	T12	70-72-70-70 282/-2	297.50 162,000.00
Keegan Bradley.....	T16	71-66-70-76 283/-1	262.50 116,000.00
Bill Haas.....	T16	70-66-69-78 283/-1	262.50 116,000.00
Jerry Kelly.....	T16	71-74-68-70 283/-1	262.50 116,000.00
Ryan Moore.....	T16	74-69-74-66 283/-1	262.50 116,000.00
Carl Pettersson.....	T16	70-72-72-69 283/-1	262.50 116,000.00
Gary Woodland.....	T16	70-68-73-72 283/-1	262.50 116,000.00
Aaron Baddeley.....	T22	71-71-75-67 284/E	225.00 68,444.45
Matt Kuchar.....	T22	72-65-78-69 284/E	225.00 68,444.45

Player	Pos.	Score	FedEx Pts/ Money
Chris Stroud.....	T22	72-67-76-69 284/E	225.00 \$68,444.45
Nick Watney.....	T22	71-75-71-67 284/E	225.00 68,444.45
Jim Furyk.....	T22	68-70-76-76 284/E	225.00 68,444.45
Brandt Snedeker.....	T22	71-66-73-74 284/E	225.00 68,444.45
Kyle Stanley.....	T22	72-69-72-71 284/E	225.00 68,444.45
Jimmy Walker.....	T22	69-71-72-72 284/E	225.00 68,444.45
Mark Wilson.....	T22	65-66-77-76 284/E	225.00 68,444.45
Brian Davis.....	T31	74-70-72-69 285/1	187.50 46,400.00
Brendon de Jonge.....	T31	75-64-74-72 285/1	187.50 46,400.00
Lucas Glover.....	T31	70-69-75-71 285/1	187.50 46,400.00
Zach Johnson.....	T31	69-70-72-74 285/1	187.50 46,400.00
Chris Kirk.....	T31	74-69-70-72 285/1	187.50 46,400.00
Cameron Tringale.....	T31	71-70-72-72 285/1	187.50 46,400.00
Jonathan Byrd.....	T31	70-70-75-71 286/2	160.00 36,000.00
Chad Campbell.....	T37	69-70-72-75 286/2	160.00 36,000.00
Robert Karlsson.....	T37	69-71-74-72 286/2	160.00 36,000.00
Sean O'Hair.....	T37	70-69-73-74 286/2	160.00 36,000.00
Adam Scott.....	T37	74-70-74-68 286/2	160.00 36,000.00
Ernie Els.....	T42	72-71-74-70 287/3	132.50 27,200.00
Charles Howell III.....	T42	72-70-72-71 287/3	132.50 27,200.00
Freddie Jacobson.....	T42	72-73-70-72 287/3	132.50 27,200.00
Marc Leishman.....	T42	71-71-74-71 287/3	132.50 27,200.00
Hunter Mahan.....	T42	69-72-72-74 287/3	132.50 27,200.00

Player	Pos.	Score	FedEx Pts/ Money
Charl Schwartzel.....	T42	73-68-76-70 287/3	132.50 \$27,200.00
Rickie Fowler.....	48	69-72-75-72 288/4	115.00 21,920.00
Jason Day.....	T49	77-65-73-74 289/5	102.50 19,960.00
Spencer Levin.....	T49	73-70-72-74 289/5	102.50 19,960.00
Ryan Palmer.....	T49	74-73-72-70 289/5	102.50 19,960.00
Jhonattan Vegas.....	T49	73-73-74-69 289/5	102.50 19,960.00
D.A. Points.....	T53	71-73-75-71 290/6	85.00 18,613.34
Charley Hoffman.....	T53	75-69-73-73 290/6	85.00 18,613.34
Bubba Watson.....	T53	78-68-72-72 290/6	85.00 18,613.34
Phil Mickelson.....	T56	72-73-71-75 291/7	70.00 18,080.00
Andres Romero.....	T56	77-66-73-75 291/7	70.00 18,080.00
Bo Van Pelt.....	T56	76-74-70-71 291/7	70.00 18,080.00
Steve Marino.....	T59	76-72-71-73 292/8	57.50 17,680.00
Rory Sabbatini.....	T59	72-69-78-73 292/8	57.50 17,680.00
Blake Adams.....	61	74-68-77-74 293/9	50.00 17,440.00
Scott Stallings.....	62	71-70-76-77 294/10	45.00 17,280.00
Johnson Wagner.....	63	73-75-75-72 295/11	40.00 17,120.00
George McNeill.....	64	71-72-79-74 296/12	35.00 16,960.00
Dustin Johnson.....	T65	76-72-73-77 298/14	27.50 16,720.00
Scott Piercy.....	T65	77-68-80-73 298/14	27.50 16,720.00
Vijay Singh.....	67	76-75-75-73 299/15	20.00 16,480.00
Brendan Steele.....	68	78-75-75-72 300/16	15.00 16,320.00
Tommy Gainey.....	69	77-74-77-78 306/22	10.00 16,160.00

BMW Championship

2012



Rory McIlroy

Carmel, IN
Crooked Stick Golf Club

September 6-9, 2012

FedExCup Points: 2,500
Par/Yards: 36-36—72/7,497

Purse: \$8,000,000

LEADERS

First Round

Graham DeLaet.....	64 (-8)
Rory McIlroy	64 (-8)
Webb Simpson.....	64 (-8)
Bo Van Pelt.....	64 (-8)
Vijay Singh.....	65 (-7)
Tiger Woods.....	65 (-7)

Second Round

Vijay Singh.....	131 (-13)
Rory McIlroy	132 (-12)
Ryan Moore.....	132 (-12)
Tiger Woods.....	132 (-12)
Bo Van Pelt.....	133 (-11)
Lee Westwood.....	133 (-11)

Third Round

Phil Mickelson.....	200 (-16)
Vijay Singh.....	200 (-16)
Rory McIlroy	201 (-15)
Lee Westwood.....	201 (-15)
Robert Garrigus.....	202 (-14)
Dustin Johnson.....	202 (-14)
Adam Scott.....	202 (-14)

CUT: No cut. All 70 players completed 72 holes.

WEATHER: Thursday: Partly cloudy, with an afternoon high of 84. Winds SW at 5-10 mph. Friday: Due to the threat of afternoon thunderstorms, second-round tee times were moved up and played in threesomes off tee Nos. 1 and 10, between 8 a.m.-11:01 a.m. EDT. Mostly cloudy, with a high of 84. Winds SW at

8-15 mph. Saturday: Due to overnight rains Friday (2.94 inches), third-round tee times were moved back to 11 a.m.-1:01 p.m. EDT off two tees in threesomes. The start of the third round was delayed by one hour until noon due to wet conditions. Partly cloudy and cooler, with a high of 69. Winds NW at 10-15 mph. Sunday: Partly cloudy and cool, with a high of 72. Winds NW at 10-15 mph.

Player	Pos.	Score	FedEx Pts/ Money
RORY MCILROY	1	64-68-69-67 268/-20	2,500.00 \$1,440,000.00
Phil Mickelson.....	T2	69-67-64-70 270/-18	1,250.00 704,000.00
Lee Westwood.....	T2	68-65-68-69 270/-18	1,250.00 704,000.00
Robert Garrigus.....	T4	67-69-66-69 271/-17	650.00 352,000.00
Tiger Woods.....	T4	65-67-71-68 271/-17	650.00 352,000.00
Dustin Johnson.....	T6	68-67-67-70 272/-16	475.00 278,000.00
Adam Scott.....	T6	68-68-66-70 272/-16	475.00 278,000.00
Vijay Singh.....	8	65-66-69-73 273/-15	425.00 248,000.00
Jim Furyk.....	9	69-70-67-68 274/-14	400.00 232,000.00
Ryan Moore.....	T10	66-66-73-70 275/-13	362.50 208,000.00
Bo Van Pelt.....	T10	64-69-71-71 275/-13	362.50 208,000.00
Zach Johnson.....	T12	67-69-68-72 276/-12	297.50 162,000.00
Chris Kirk.....	T12	68-68-69-71 276/-12	297.50 162,000.00
Ian Poulter.....	T12	68-68-69-71 276/-12	297.50 162,000.00
Bubba Watson.....	T12	69-71-71-65 276/-12	297.50 162,000.00
Greg Chalmers.....	T16	74-70-68-66 278/-10	257.50 108,600.00
Tom Gillis.....	T16	69-67-73-69 278/-10	257.50 108,600.00
Padraig Harrington.....	T16	70-65-70-73 278/-10	257.50 108,600.00
John Huh.....	T16	70-66-73-69 278/-10	257.50 108,600.00
Troy Matteson.....	T16	70-66-71-71 278/-10	257.50 108,600.00
Seung-Yul Noh.....	T16	68-66-73-71 278/-10	257.50 108,600.00
Louis Oosthuizen.....	T16	68-68-68-73 278/-10	257.50 108,600.00
Justin Rose.....	T16	67-70-70-71 278/-10	257.50 108,600.00
Ben Curtis.....	T24	70-69-68-72 279/-9	232.50 73,600.00

Player	Pos.	Score	FedEx Pts/ Money
Sergio Garcia.....	T24	69-69-71-70 279/-9	232.50 \$73,600.00
Kevin Na.....	T26	72-71-68-69 280/-8	222.50 62,800.00
Steve Stricker.....	T26	68-73-68-71 280/-8	222.50 62,800.00
Brendon de Jonge.....	T28	71-66-71-73 281/-7	202.50 53,200.00
Luke Donald.....	T28	66-72-72-71 281/-7	202.50 53,200.00
Jason Dufner.....	T28	72-67-73-69 281/-7	202.50 53,200.00
Ernie Els.....	T28	68-71-69-73 281/-7	202.50 53,200.00
Geoff Ogilvy.....	T28	68-71-74-68 281/-7	202.50 53,200.00
Charl Schwartzel.....	T28	69-68-72-72 281/-7	202.50 53,200.00
J.B. Holmes.....	T34	70-74-67-71 282/-6	180.00 43,200.00
Graeme McDowell.....	T34	68-67-69-78 282/-6	180.00 43,200.00
Kyle Stanley.....	T34	68-70-69-75 282/-6	180.00 43,200.00
Graham DeLaet.....	T37	64-70-74-75 283/-5	162.50 36,800.00
Bob Estes.....	T37	71-69-71-72 283/-5	162.50 36,800.00
Scott Piercy.....	T37	72-71-72-68 283/-5	162.50 36,800.00
Brandt Snedeker.....	T37	69-71-69-71 283/-5	162.50 36,800.00
Ben Crane.....	T41	67-71-74-72 284/-4	142.50 30,400.00
Rickie Fowler.....	T41	67-70-73-74 284/-4	142.50 30,400.00
Brian Harman.....	T41	73-69-71-72 284/-4	142.50 30,400.00
Charlie Wi.....	T41	70-72-72-70 284/-4	142.50 30,400.00
Bill Haas.....	T45	71-64-72-78 285/-3	117.50 22,880.00
Ryan Palmer.....	T45	66-73-73-73 285/-3	117.50 22,880.00
Pat Perez.....	T45	72-72-67-74 285/-3	117.50 22,880.00
Kevin Stadler.....	T45	69-73-73-70 285/-3	117.50 22,880.00

Player	Pos.	Score	FedEx Pts/ Money
Johnson Wagner.....	T45	70-71-72-72 285/-3	117.50 \$22,880.00
Nick Watney.....	T45	70-69-72-74 285/-3	117.50 22,880.00
Jeff Overton.....	T51	74-72-67-73 286/-2	95.00 19,253.34
Matt Every.....	T51	68-71-71-76 286/-2	95.00 19,253.34
Webb Simpson.....	T51	64-75-73-74 286/-2	95.00 19,253.34
Charley Hoffman.....	T54	75-72-69-71 287/-1	82.50 18,480.00
Matt Kuchar.....	T54	69-73-72-73 287/-1	82.50 18,480.00
Bud Cauley.....	T56	69-72-74-73 288/E	70.00 18,080.00
D.A. Points.....	T56	74-71-68-75 288/E	70.00 18,080.00
John Senden.....	T56	70-69-76-73 288/E	70.00 18,080.00
Keegan Bradley.....	T59	71-70-75-73 289/1	55.00 17,600.00
Tim Clark.....	T59	71-71-73-74 289/1	55.00 17,600.00
Dicky Pride.....	T59	76-71-71-71 289/1	55.00 17,600.00
Martin Laird.....	T62	69-68-72-81 290/2	42.50 17,200.00
Mark Wilson.....	T62	72-76-70-72 290/2	42.50 17,200.00
Jimmy Walker.....	64	67-76-72-76 291/3	35.00 16,960.00
David Hearn.....	T65	69-70-77-76 292/4	27.50 16,720.00
Marc Leishman.....	T65	75-73-71-73 292/4	27.50 16,720.00
Bryce Molder.....	67	77-72-70-75 294/6	20.00 16,480.00
William McGirt.....	68	77-72-72-74 295/7	15.00 16,320.00
Carl Pettersson.....	69	75-72-70-79 296/8	10.00 16,160.00
Hunter Mahan.....	70	70-73-80-77 300/12	5.00 16,000.00

BMW Championship Summaries

BMW Championship

2013



Zach Johnson

Lake Forest, IL September 9-15, 2013
Conway Farms Golf Club

FedExCup Points: 2,500 (first) Purse: \$8,000,000
Par/Yards: 35-36—71/7,149

LEADERS		First Round	Second Round	Third Round
		Brandt Snedeker 63 (-8)	Jim Furyk 131 (-11)	Jim Furyk 200 (-13)
		Zach Johnson 64 (-7)	Brandt Snedeker 131 (-11)	Steve Stricker 201 (-12)
		Charl Schwartzel 66 (-5)	Zach Johnson 134 (-8)	Brandt Snedeker 202 (-11)
		Kevin Streelman 66 (-5)	Ryan Moore 136 (-6)	Zach Johnson 203 (-10)
		Steve Stricker 66 (-5)	Charl Schwartzel 136 (-6)	Tiger Woods 204 (-9)
		Tiger Woods 66 (-5)	Jordan Spieth 136 (-6)	
			Kevin Streelman 136 (-6)	
			Nick Watney 136 (-6)	

CUT: No cut. All 70 players completed 72 holes.

WEATHER: Thursday: Partly cloudy, with a high of 83. Winds NE at 10-15 mph. Friday: Partly cloudy and cool, with a high of 65. Winds NE at 10-15 mph. Saturday: Partly cloudy and pleasant, with a high of 71. Winds SSW at 7-12 mph. Sunday: Cloudy with light to heavy rain throughout the day. A total of .96 inches fell. High of 65. Winds S at 7-12 mph. Officials suspended play at 10

a.m. due to heavy rain. Play resumed at 1:31 p.m. before officials suspended play ended again at 2:28 p.m. At 4 p.m. officials decided to suspend play for the day. Eleven groups still had not teed off and only six players finished their rounds. Monday: Mostly cloudy and breezy, with a high of 63. Winds NNE at 10-15, gusting to 20 mph. The final round resumed at 8 a.m.

Player	Pos.	Score	FedEx Pts/ Money
ZACH JOHNSON1	64-70-69-65	268/-16	2,500.00 \$1,440,000.00
Nick Watney.....2	67-69-70-64	270/-14	1,500.00 864,000.00
Jim Furyk.....3	72-59-69-71	271/-13	1,000.00 544,000.00
Jason Day.....4	71-66-70-66	273/-11	562.50 315,000.00
Luke Donald.....14	70-70-67-66	273/-11	562.50 315,000.00
Hunter Mahan.....14	68-73-65-67	273/-11	562.50 315,000.00
Steve Stricker.....14	66-71-64-72	273/-11	562.50 315,000.00
Matt Jones.....18	69-71-67-67	274/-10	400.00 232,000.00
Charl Schwartzel.....18	66-70-69-69	274/-10	400.00 232,000.00
Brandt Snedeker.....18	63-68-71-72	274/-10	400.00 232,000.00
Ryan Moore.....111	67-69-69-70	275/-9	315.00 176,000.00
Rory Sabbatini.....111	69-71-66-69	275/-9	315.00 176,000.00
Jimmy Walker.....111	72-65-70-68	275/-9	315.00 176,000.00
Tiger Woods.....111	66-72-66-71	275/-9	315.00 176,000.00
Roberto Castro.....15	68-69-71-68	276/-8	280.00 144,000.00
Keegan Bradley.....116	74-67-70-66	277/-7	272.50 132,000.00
Jordan Spieth.....16	71-65-73-68	277/-7	272.50 132,000.00
Brendon de Jonge.....118	71-68-70-70	279/-5	255.00 104,320.00
Sergio Garcia.....118	70-68-69-72	279/-5	255.00 104,320.00
Billy Horschel.....118	73-69-71-66	279/-5	255.00 104,320.00
John Merrick.....118	73-67-69-70	279/-5	255.00 104,320.00
Gary Woodland.....118	68-72-71-68	279/-5	255.00 104,320.00
David Lynn.....23	73-71-68-68	280/-4	240.00 83,200.00
Chris Kirk.....124	75-70-70-66	281/-3	227.50 68,200.00

Player	Pos.	Score	FedEx Pts/ Money
Matt Kuchar.....124	74-73-61-73	281/-3	227.50 \$68,200.00
Webb Simpson.....124	72-69-69-71	281/-3	227.50 68,200.00
Bubba Watson.....124	71-71-69-70	281/-3	227.50 68,200.00
Graham DeLaet.....128	70-73-72-67	282/-2	205.00 54,400.00
Bill Haas.....128	72-71-72-67	282/-2	205.00 54,400.00
David Hearn.....128	72-68-71-71	282/-2	205.00 54,400.00
Adam Scott.....128	67-73-75-67	282/-2	205.00 54,400.00
Daniel Summerhays.....128	72-70-68-72	282/-2	205.00 54,400.00
Brian Davis.....133	72-67-74-70	283/-1	177.50 42,266.67
Phil Mickelson.....133	70-74-68-71	283/-1	177.50 42,266.67
Kevin Stadler.....133	69-74-70-70	283/-1	177.50 42,266.67
Kevin Streelman.....133	66-70-74-73	283/-1	177.50 42,266.67
Justin Rose.....133	71-71-69-72	283/-1	177.50 42,266.67
Henrik Stenson.....133	72-70-67-74	283/-1	177.50 42,266.67
Matt Every.....139	79-66-69-70	284/E	150.00 32,800.00
Rickie Fowler.....139	77-68-68-71	284/E	150.00 32,800.00
Russell Henley.....139	74-70-70-70	284/E	150.00 32,800.00
Charles Howell III.....139	71-71-71-71	284/E	150.00 32,800.00
Marc Leishman.....139	73-71-71-69	284/E	150.00 32,800.00
Angel Cabrera.....144	71-72-73-69	285/-1	125.00 24,864.00
Jason Kokrak.....144	70-73-71-71	285/-1	125.00 24,864.00
Bryce Molder.....144	73-72-72-68	285/-1	125.00 24,864.00
Ian Poulter.....144	73-73-69-70	285/-1	125.00 24,864.00
Nicholas Thompson.....144	69-75-65-76	285/-1	125.00 24,864.00

Player	Pos.	Score	FedEx Pts/ Money
John Huh.....49	72-71-72-71	286/2	110.00 \$20,800.00
Harris English.....50	70-74-71-72	287/3	105.00 20,160.00
Jonas Blixt.....151	72-73-73-70	288/4	95.00 19,253.34
Ernie Els.....151	71-71-74-72	288/4	95.00 19,253.33
Chris Stroud.....151	70-73-72-73	288/4	95.00 19,253.33
Sang-Moon Bae.....154	70-71-75-73	289/5	80.00 18,400.00
Jason Dufner.....154	71-73-72-73	289/5	80.00 18,400.00
Boo Weekley.....154	72-76-71-70	289/5	80.00 18,400.00
Graeme McDowell.....157	70-73-72-75	290/6	67.50 18,000.00
D.A. Points.....157	71-72-75-72	290/6	67.50 18,000.00
Rory McIlroy.....159	78-77-68-68	291/7	57.50 17,680.00
Patrick Reed.....159	72-78-70-71	291/7	57.50 17,680.00
Brendan Steele.....61	75-68-72-77	292/8	50.00 17,440.00
Kevin Chappell.....162	77-72-73-71	293/9	40.00 17,120.00
Dustin Johnson.....162	74-75-72-72	293/9	40.00 17,120.00
Michael Thompson.....162	70-74-76-73	293/9	40.00 17,120.00
Ken Duke.....165	73-77-68-76	294/10	27.50 16,720.00
Brian Gay.....165	70-74-74-76	294/10	27.50 16,720.00
Lee Westwood.....67	80-73-69-74	296/12	20.00 16,480.00
Charley Hoffman.....68	78-76-70-73	297/13	15.00 16,320.00
Scott Piercy.....169	81-73-76-72	302/18	7.50 16,080.00
Scott Stallings.....169	75-71-73-83	302/18	7.50 16,080.00

BMW Championship

2014



Billy Horschel

Cherry Hills Village, CO September 1-7, 2014
Cherry Hills CC

FedExCup Points: 2,500 (first) Purse: \$8,000,000
Par/Yards: 34-36—70/ 7,352

LEADERS		First Round	Second Round	Third Round
		Rory McIlroy 67 (-3)	Sergio Garcia 132 (-8)	Billy Horschel 197 (-13)
		Jordan Spieth 67 (-3)	Ryan Palmer 133 (-7)	Ryan Palmer 200 (-10)
		Gary Woodland 67 (-3)	Billy Horschel 134 (-6)	Martin Kaymer 202 (-8)
		Kevin Chappell 68 (-2)	Rory McIlroy 134 (-6)	Bubba Watson 202 (-8)
		Graham DeLaet 68 (-2)	Graham DeLaet 136 (-4)	Rickie Fowler 203 (-7)
		Matt Every 68 (-2)	Hideki Matsuyama 136 (-4)	
		Sergio Garcia 68 (-2)	Bubba Watson 136 (-4)	
		Chesson Hadley 68 (-2)		
		Russell Henley 68 (-2)		
		Billy Horschel 68 (-2)		
		Martin Kaymer 68 (-2)		
		Henrik Stenson 68 (-2)		

CUT: No cut. 66 of 69 players completed 72 holes.

WEATHER: Thursday: Partly cloudy, with a high of 71. Wind NNE at 6-12 mph. Officials suspended play for the day at 5:50 p.m., due to a dangerous situation. Nine players still

had holes to play. Friday: Play resumed at 11 a.m., after 0.6 inches of rain fell overnight. Partly cloudy, with the high in the low-70s. Wind NNE at 6-12 mph. Saturday: Partly cloudy, with a high of 71. Wind NNE at 6-12 mph. Sunday: Partly cloudy and warmer. High of 81. Wind ENE at 4-8 mph.

Player	Pos.	Score	FedEx Pts/ Money
BILLY HORSCHTEL1	68-66-63-69	266/-14	2,500.00 \$1,440,000.00
Bubba Watson.....2	70-66-66-66	268/-12	1,500.00 864,000.00
Morgan Hoffmann.....3	72-72-62-63	269/-11	1,000.00 544,000.00
Rickie Fowler.....14	71-66-66-68	271/-9	562.50 319,000.00
Jim Furyk.....14	70-68-67-66	271/-9	562.50 319,000.00
Sergio Garcia.....14	68-64-72-67	271/-9	562.50 319,000.00
Ryan Palmer.....14	69-64-67-71	271/-9	562.50 319,000.00
Rory McIlroy.....18	67-67-72-66	272/-8	400.00 232,000.00
Adam Scott.....18	71-66-69-66	272/-8	400.00 232,000.00
Jordan Spieth.....18	67-70-68-67	272/-8	400.00 232,000.00
Graham DeLaet.....11	68-68-69-68	273/-7	350.00 200,000.00
Angel Cabrera.....112	71-72-66-65	274/-6	297.50 162,000.00
Chesson Hadley.....112	68-70-68-68	274/-6	297.50 162,000.00
J.B. Holmes.....112	71-68-67-68	274/-6	297.50 162,000.00
Charl Schwartzel.....112	72-66-70-66	274/-6	297.50 162,000.00
Kevin Chappell.....116	68-72-70-65	275/-5	267.50 124,000.00
Ernie Els.....116	70-69-69-67	275/-5	267.50 124,000.00
Bill Haas.....116	72-68-67-68	275/-5	267.50 124,000.00
Martin Kaymer.....116	68-70-64-73	275/-5	267.50 124,000.00
Camilo Villegas.....120	70-71-68-67	276/-4	250.00 96,533.34
Hideki Matsuyama.....120	69-67-71-69	276/-4	250.00 96,533.33
Jimmy Walker.....120	72-67-69-68	276/-4	250.00 96,533.33

Player	Pos.	Score	FedEx Pts/ Money
Ben Crane.....123	70-70-68-69	277/-3	227.50 \$69,200.00
Russell Knox.....123	74-69-72-62	277/-3	227.50 69,200.00
Seung-Yul Noh.....123	70-71-67-69	277/-3	227.50 69,200.00
John Senden.....123	73-66-70-68	277/-3	227.50 69,200.00
Henrik Stenson.....123	68-69-72-68	277/-3	227.50 69,200.00
Gary Woodland.....123	67-73-68-69	277/-3	227.50 69,200.00
Jerry Kelly.....123	71-73-66-68	278/-2	207.50 55,600.00
Daniel Summerhays.....129	75-68-71-64	278/-2	207.50 55,600.00
Harris English.....131	71-71-67-70	279/-1	192.50 48,500.00
George McNeill.....131	71-69-69-70	279/-1	192.50 48,500.00
Carl Pettersson.....131	73-70-68-68	279/-1	192.50 48,500.00
Cameron Tringale.....131	70-73-68-68	279/-1	192.50 48,500.00
Justin Rose.....35	69-71-70-70	280/E	180.00 43,200.00
Tim Clark.....136	71-69-70-71	281/E	160.00 36,057.15
Geoff Ogilvy.....136	73-69-69-70	281/E	160.00 36,057.15
Charles Howell III.....136	69-72-71-69	281/E	160.00 36,057.14
Chris Kirk.....136	71-70-71-69	281/E	160.00 36,057.14
Graeme McDowell.....136	73-72-69-67	281/E	160.00 36,057.14
Brian Stuard.....136	71-69-71-70	281/E	160.00 36,057.14
Brendan Todd.....136	73-67-72-69	281/E	160.00 36,057.14
Brian Harman.....143	73-71-71-67	282/E	135.00 28,000.00
Zach Johnson.....143	71-71-71-69	282/E	135.00 28,000.00

Player	Pos.	Score	FedEx Pts/ Money
Chris Stroud.....143	69-73-69-71	282/2	135.00 \$28,000.00
Stuart Appleby.....146	71-71-70-71	283/3	117.50 22,680.00
Erik Compton.....146	69-74-73-67	283/3	117.50 22,680.00
Matt Kuchar.....146	71-73-70-69	283/3	117.50 22,680.00
Kevin Na.....146	74-69-69-71	283/3	117.50 22,680.00
Matt Every.....150	68-73-71-72	284/4	100.00 19,680.00
Ryan Moore.....150	80-69-69-66	284/4	100.00 19,680.00
Kevin Stadler.....150	74-69-70-71	284/4	100.00 19,680.00
Charley Hoffman.....153	72-71-73-69	285/5	77.50 18,346.67
Freddie Jacobson.....153	73-71-66-75	285/5	77.50 18,346.67
Marc Leishman.....153	74-69-69-73	285/5	77.50 18,346.67
Webb Simpson.....153	73-72-69-71	285/5	77.50 18,346.67
Matt Jones.....153	73-73-70-69	285/5	77.50 18,346.66
Patrick Reed.....153	77-70-71-67	285/5	77.50 18,346.66
Russell Henley.....159	68-74-76-69	287/7	52.50 17,520.00
Will MacKenzie.....159	75-72-69-71	287/7	52.50 17,520.00
Hunter Mahan.....159	75-70-71-71	287/7	52.50 17,520.00
Kevin Streelman.....159	75-70-76-66	287/7	52.50 17,520.00
Steven Bowditch.....163	72-77-70-69	288/8	37.50 17,040.00
K.J. Choi.....163	69-74-69-76	288/8	37.50 17,040.00
William McGirt.....65	71-71-76-73	291/11	30.00 16,800.00
Jason Bohn.....66	74-71-75-72	292/12	25.00 16,640.00

BMW Championship Summaries

BMW Championship

2015



Jason Day

Lake Forest, IL
Conway Farms Golf Club

September 14-20, 2015

FedExCup Points: 2,000 (first)
Par/Yards: 35-36—71/7,198

Purse: \$8,250,000

LEADERS

First Round

Jason Day	61 (-10)
Daniel Berger	65 (-6)
Harris English	65 (-6)
Kevin Na	65 (-6)
Jordan Spieth	65 (-6)
Justin Thomas	65 (-6)
Bubba Watson	65 (-6)

Second Round

Jason Day	124 (-18)
Daniel Berger	129 (-13)
Brendon Todd	129 (-13)
Kevin Na	131 (-11)
Jordan Spieth	131 (-11)

Third Round

Jason Day	193 (-20)
Daniel Berger	199 (-14)
Scott Piercy	199 (-14)
Rory McIlroy	200 (-13)
Rickie Fowler	201 (-12)
Dustin Johnson	201 (-12)
Kevin Na	201 (-12)

CUT: No cut. All 70 players started and 69 finished all 72 holes.

WEATHER: Thursday: Partly cloudy in the morning and early afternoon. Due to a dangerous weather situation, officials suspended play at 4:22 p.m., with 52 players remaining on the course. Officials suspended the first round for the day at 5:22 p.m. Friday: The first round resumed at 7:33

a.m., and concluded at 9:23 a.m. The second round began at 9 a.m. Mostly cloudy, with a high of 77. Wind light and variable. Saturday: Officials pushed back third-round tee times to between 10 a.m. and 12:01 p.m., due to overnight rain Friday (2.5 inches), with substantial water on the course. Mostly sunny and cooler, with a high of 68. NNW wind at 10-20 mph. Sunday: Sunny, with a high of 70 and ESE wind at 5-10 mph.

Pos.	Player	Score	Total	FedExCup Points	Official Money
JASON DAY	1	61-63-69-69	262	2,000.00	\$1,485,000.00
Daniel Berger	2	65-64-70-69	268	1,200.00	891,000.00
Scott Piercy	3	67-65-67-70	269	760.00	561,000.00
Rickie Fowler	4	69-66-66-69	270	460.00	341,000.00
J.B. Holmes	5	70-65-67-68	270	460.00	341,000.00
Rory McIlroy	6	68-65-67-70	270	460.00	341,000.00
Dustin Johnson	7	71-62-68-70	271	340.00	257,125.00
Hideki Matsuyama	8	72-63-70-66	271	340.00	257,125.00
Cameron Tringale	9	72-64-69-66	271	340.00	257,125.00
Kevin Na	10	65-66-70-71	272	280.00	206,250.00
Henrik Stenson	11	71-63-71-67	272	280.00	206,250.00
Bubba Watson	12	65-70-72-65	272	280.00	206,250.00
Zach Johnson	13	68-69-72-64	273	223.33	145,750.00
George McNeill	14	67-65-72-69	273	223.33	145,750.00
Justin Rose	15	70-64-70-69	273	223.33	145,750.00
Jordan Spieth	16	65-66-72-70	273	223.33	145,750.00
Brendan Steele	17	68-67-68-70	273	223.33	145,750.00
Justin Thomas	18	65-67-70-71	273	223.33	145,750.00
Harris English	19	65-68-69-72	274	202.00	103,537.50
Bill Haas	20	68-67-73-66	274	202.00	103,537.50
Louis Oosthuizen	21	71-69-69-69	274	202.00	103,537.50
Nick Watney	22	68-66-71-69	274	202.00	103,537.50
Paul Casey	23	67-69-71-68	275	184.00	73,425.00

Pos.	Player	Score	Total	FedExCup Points	Official Money
Kevin Chappell	T23	66-69-68-72	275	184.00	\$73,425.00
Ryan Palmer	T23	67-67-73-68	275	184.00	73,425.00
Robert Streb	T23	71-67-70-67	275	184.00	73,425.00
Brendon Todd	T23	66-63-76-70	275	184.00	73,425.00
Keegan Bradley	T28	68-66-72-70	276	166.00	57,337.50
David Hearn	T28	74-69-69-64	276	166.00	57,337.50
Ryan Moore	T28	68-67-73-68	276	166.00	57,337.50
Patrick Reed	T28	68-69-69-70	276	166.00	57,337.50
James Hahn	T32	74-65-70-68	277	144.00	44,667.86
Billy Horschel	T32	71-69-70-67	277	144.00	44,667.86
Matt Jones	T32	72-66-72-67	277	144.00	44,667.86
Phil Mickelson	T32	68-70-72-67	277	144.00	44,667.86
Jimmy Walker	T32	69-69-71-68	277	144.00	44,667.86
Brendon de Jonge	T32	67-67-69-74	277	144.00	44,667.86
Hunter Mahan	T32	68-68-69-72	277	144.00	44,667.86
Sergio Garcia	T39	70-65-72-71	278	126.00	36,300.00
Fabian Gomez	T39	70-68-71-69	278	126.00	36,300.00
Steven Bowditch	T41	70-66-75-68	279	114.00	31,350.00
Kevin Kisner	T41	72-70-71-66	279	114.00	31,350.00
Matt Kuchar	T41	67-67-70-75	279	114.00	31,350.00
Daniel Summerhays	T41	70-72-66-71	279	114.00	31,350.00
Russell Knox	T45	74-66-68-70	280	102.00	26,400.00
Pat Perez	T45	72-71-71-66	280	102.00	26,400.00

Pos.	Player	Score	Total	FedExCup Points	Official Money
Tony Finau	T47	72-64-77-68	281	94.00	\$23,265.00
Danny Lee	T47	67-70-73-71	281	94.00	23,265.00
Russell Henley	T49	74-67-72-69	282	82.00	20,583.75
Brooks Koepka	T49	75-65-70-72	282	82.00	20,583.75
David Lingmerth	T49	73-65-70-74	282	82.00	20,583.75
William McGirt	T49	71-72-69-70	282	82.00	20,583.75
Sangmoon Bae	T53	74-70-67-72	283	62.00	18,920.00
Zac Blair	T53	70-70-74-69	283	62.00	18,920.00
Brian Harman	T53	68-69-72-76	283	62.00	18,920.00
Charley Hoffman	T53	72-71-70-70	283	62.00	18,920.00
Sean O'Hair	T53	68-72-71-72	283	62.00	18,920.00
Ian Poulter	T53	70-68-74-71	283	62.00	18,920.00
Shawn Stefani	59	72-71-71-70	284	48.00	18,315.00
Chris Kirk	T60	72-72-71-70	285	42.00	18,067.50
Gary Woodland	T60	69-71-70-75	285	42.00	18,067.50
Jerry Kelly	T62	71-73-71-71	286	34.00	17,737.50
Troy Merritt	T62	73-70-71-72	286	34.00	17,737.50
Jason Bohn	T64	71-71-71-74	287	26.00	17,407.50
Webb Simpson	T64	71-76-71-69	287	26.00	17,407.50
Brandt Snedeker	66	71-77-69-72	289	20.00	17,160.00
Rory Sabbatini	67	72-73-73-72	290	18.00	16,935.00
Ben Martin	T68	75-71-80-71	295	10.00	16,747.50
Bryce Molder	T68	77-71-69-78	295	10.00	16,747.50

The following players did not finish (W=withdrew)

W—Jim Furyk

BMW Championship

2016



Dustin Johnson

Carmel, IN
Crooked Stick Golf Club

September 5-11, 2016

FedExCup Points: 2,000 (first)
Par/Yards: 36-36—72/7,567

Purse: \$8,500,000

LEADERS

First Round

Roberto Castro	65 (-7)
Brian Harman	66 (-6)
Paul Casey	67 (-5)
Jason Dufner	67 (-5)
David Hearn	67 (-5)
Dustin Johnson	67 (-5)
William McGirt	67 (-5)

Second Round

Roberto Castro	130 (-14)
Dustin Johnson	130 (-14)
Paul Casey	133 (-11)
J.B. Holmes	134 (-10)
Chris Kirk	134 (-10)

Third Round

Dustin Johnson	198 (-18)
Paul Casey	201 (-15)
J.B. Holmes	202 (-14)
Roberto Castro	204 (-12)
Matt Kuchar	205 (-11)
Adam Scott	205 (-11)

CUT: No cut. 68 of the 69 players who started completed 72 holes.

WEATHER: Thursday: Partly cloudy, with a high of 87. Wind S 5-10 mph. Due to inclement weather, round one was suspended from 1:27 p.m. until 5 p.m. Due to darkness, play was suspended at 7:56 p.m. Friday: Round one resumed at 7:59 a.m. and was completed at 10:39 a.m. Mostly cloudy,

with a high of 81. Wind S 5-10 mph. Saturday: Due to heavy overnight and morning rain, round three was delayed until 12:30 p.m., 90 minutes later from the scheduled start time of 11 a.m. Overcast, with light showers throughout the afternoon. Temperatures reached into the upper 70s. Wind WSW at 10-20 mph, with gusts to 25 mph. Sunday: Sunny, with a high of 75. Wind NNE 4-8 mph.

Pos.	Player	Score	Total	FedExCup Points	Official Money
DUSTIN JOHNSON	1	67-63-68-67	265	2,000.00	\$1,530,000.00
Paul Casey	2	67-66-68-67	268	1,200.00	918,000.00
Roberto Castro	3	65-65-74-67	271	760.00	578,000.00
J.B. Holmes	4	69-65-68-74	276	416.00	323,850.00
Matt Kuchar	5	68-69-68-71	276	416.00	323,850.00
Ryan Palmer	6	73-64-69-70	276	416.00	323,850.00
Charl Schwartzel	7	70-70-72-64	276	416.00	323,850.00
Adam Scott	8	69-69-67-71	276	416.00	323,850.00
Jordan Spieth	9	68-72-68-69	277	320.00	248,500.00
Daniel Berger	T10	70-68-71-69	278	280.00	212,500.00
Billy Horschel	T10	73-68-67-70	278	280.00	212,500.00
Chris Kirk	T10	68-66-73-71	278	280.00	212,500.00
Brian Harman	T13	66-72-71-70	279	228.00	159,375.00
Patrick Reed	T13	70-70-71-68	279	228.00	159,375.00
Brandt Snedeker	T13	72-71-69-67	279	228.00	159,375.00
Jimmy Walker	T13	74-69-70-66	279	228.00	159,375.00
Russell Knox	T17	71-69-69-71	280	212.00	127,500.00
Jason Kokrak	T17	69-70-72-69	280	212.00	127,500.00
Louis Oosthuizen	T17	71-69-74-66	280	212.00	127,500.00
Si Woo Kim	T20	71-69-71-71	281	198.00	99,025.00
William McGirt	T20	67-73-69-72	281	198.00	99,025.00
Kevin Na	T20	69-68-72-72	281	198.00	99,025.00
Bubba Watson	T20	71-67-72-71	281	198.00	99,025.00

Pos.	Player	Score	Total	FedExCup Points	Official Money
James Hahn	T24	69-71-70-72	282	174.00	\$65,768.75
Jim Herman	T24	69-71-72-70	282	174.00	65,768.75
Hideki Matsuyama	T24	68-71-69-74	282	174.00	65,768.75
Phil Mickelson	T24	68-73-71-70	282	174.00	65,768.75
Scott Piercy	T24	73-70-71-68	282	174.00	65,768.75
Justin Rose	T24	74-70-70-68	282	174.00	65,768.75
Jhonattan Vegas	T24	69-72-70-71	282	174.00	65,768.75
Gary Woodland	T24	71-74-70-67	282	174.00	65,768.75
Branden Grace	T32	73-70-70-70	283	144.00	46,021.43
Emiliano Grillo	T32	73-68-72-70	283	144.00	46,021.43
Bill Haas	T32	73-72-67-71	283	144.00	46,021.43
David Hearn	T32	67-73-72-71	283	144.00	46,021.43
Brooks Koepka	T32	68-72-76-67	283	144.00	46,021.43
Justin Thomas	T32	71-71-73-68	283	144.00	46,021.43
Jamie Lovemark	T32	72-69-69-73	283	144.00	46,021.43
Luke Donald	T39	69-73-70-72	284	124.00	36,550.00
Kevin Kisner	T39	70-73-74-67	284	124.00	36,550.00
Kevin Streelman	T39	72-70-74-68	284	124.00	36,550.00
Billy Hurley III	T42	70-72-72-71	285	108.00	29,750.00
Zach Johnson	T42	73-69-72-71	285	108.00	29,750.00
Graeme McDowell	T42	73-67-73-72	285	108.00	29,750.00
Rory McIlroy	T42	68-72-73-72	285	108.00	29,750.00
Vaughn Taylor	T42	71-70-71-73	285	108.00	29,750.00

Pos.	Player	Score	Total	FedExCup Points	Official Money
Jon Curran	T47	69-71-71-75	286	88.00	\$22,474.00
Harris English	T47	71-69-75-71	286	88.00	22,474.00
Sergio Garcia	T47	69-68-76-73	286	88.00	22,474.00
Fabian Gomez	T47	68-71-76-71	286	88.00	22,474.00
Charles Howell III	T47	69-72-78-67	286	88.00	22,474.00
Charley Hoffman	T52	69-71-75-72	287	70.00	19,932.50
Marc Leishman	T52	74-75-71-67	287	70.00	19,932.50
Sean O'Hair	T52	75-68-74-72	287	70.00	19,932.50
Kyle Reifers	T52	73-72-70-72	287	70.00	19,932.50</

BMW Championship Summaries

BMW Championship

2017



Mark Leishman

Lake Forest, IL September 11-17, 2017
Conway Farms Golf Club

FedExCup Points: 2,000 (first) Purse: \$8,750,000
Par/Yards: 35-36—71/7,208

LEADERS

First Round

Marc Leishman	62 (-9)
Jason Day	64 (-7)
Charley Hoffman	64 (-7)
Jamie Lovemark	64 (-7)
Keegan Bradley	65 (-6)
Rafa Cabrera Bello	65 (-6)
Tony Finau	65 (-6)
Rickie Fowler	65 (-6)
Jordan Spieth	65 (-6)

Second Round

Marc Leishman	126 (-16)
Jason Day	129 (-13)
Rickie Fowler	129 (-13)
Patrick Cantlay	132 (-10)
Stewart Cink	133 (-9)
Francesco Molinari	133 (-9)

Third Round

Marc Leishman	194 (-19)
Jason Day	199 (-14)
Rickie Fowler	199 (-14)
Justin Rose	201 (-12)
Scott Brown	202 (-11)
Patrick Cantlay	202 (-11)
Charley Hoffman	202 (-11)
Matt Kuchar	202 (-11)
Ryan Moore	202 (-11)
Jon Rahm	202 (-11)
Chez Reavie	202 (-11)

CUT: No cut. 69 of the 70 players who started the event completed 72 holes.

Sunday: Partly cloudy with a high of 80. Wind WSW 6-12 mph in the morning, switching to WNW wind at 5-10 mph in the afternoon.

WEATHER: Thursday: Due to fog, the first round was delayed 20 minutes. Sunny with a high of 77. Wind SSE 5-10 mph. Friday: Mostly sunny with a high of 82. Wind SSE 9-13 mph with gusts to 17 mph. Saturday: Dry and breezy with a high of 85. Wind SSE 8-12 mph with gusts to 16 mph.

Pos.	Player	Score	Total	FedExCup Points	Official Money
MARC LEISHMAN	1	62-64-68-67	261	2,000.00	\$1,575,000.00
Rickie Fowler	T2	65-64-70-67	266	980.00	770,000.00
Justin Rose	T2	67-68-66-65	266	980.00	770,000.00
Jason Day	4	64-65-70-69	268	540.00	420,000.00
Matt Kuchar	T5	67-68-67-67	269	420.00	332,500.00
Jon Rahm	T5	69-68-65-67	269	420.00	332,500.00
Tony Finau	T7	65-72-70-64	271	350.00	282,187.50
Jordan Spieth	T7	65-70-71-65	271	350.00	282,187.50
Patrick Cantlay	T9	67-65-70-70	272	300.00	236,250.00
Anirban Lahiri	T9	67-71-68-66	272	300.00	236,250.00
Webb Simpson	T9	66-73-65-68	272	300.00	236,250.00
Kevin Chappell	T12	69-67-70-67	273	218.50	156,406.25
Sergio Garcia	T12	68-68-68-69	273	218.50	156,406.25
Lucas Glover	T12	68-70-65-70	273	218.50	156,406.25
Brooks Koepka	T12	71-70-69-63	273	218.50	156,406.25
Francesco Molinari	T12	68-65-72-68	273	218.50	156,406.25
Pat Perez	T12	70-67-67-69	273	218.50	156,406.25
Chez Reavie	T12	68-67-67-71	273	218.50	156,406.25
Cameron Smith	T12	66-68-69-70	273	218.50	156,406.25
Scott Brown	T20	69-66-67-72	274	156.85	91,250.00
Zach Johnson	T20	67-71-72-64	274	156.85	91,250.00
Luke List	T20	69-70-67-69	274	156.85	91,250.00
Phil Mickelson	T20	66-69-69-70	274	156.85	91,250.00

Pos.	Player	Score	Total	FedExCup Points	Official Money
Ryan Moore	T20	69-66-67-72	274	156.85	\$91,250.00
Sean O'Hair	T20	70-69-66-69	274	156.85	91,250.00
Xander Schauffele	T20	72-70-65-67	274	156.85	91,250.00
Keegan Bradley	T27	65-72-68-70	275	115.00	60,812.50
Bud Cauley	T27	69-66-71-69	275	115.00	60,812.50
Stewart Cink	T27	67-66-70-72	275	115.00	60,812.50
Charley Hoffman	T27	64-71-67-73	275	115.00	60,812.50
Charl Schwartzel	T27	69-73-66-67	275	115.00	60,812.50
Gary Woodland	T27	67-67-72-69	275	115.00	60,812.50
Daniel Berger	T33	68-68-69-71	276	80.28	45,250.00
Rafa Cabrera Bello	T33	65-71-70-70	276	80.28	45,250.00
Paul Casey	T33	69-67-71-69	276	80.28	45,250.00
Bryson DeChambeau	T33	68-70-69-69	276	80.28	45,250.00
James Hahn	T33	68-68-69-71	276	80.28	45,250.00
Dustin Johnson	T33	71-72-69-64	276	80.28	45,250.00
Jamie Lovemark	T33	64-70-71-71	276	80.28	45,250.00
Adam Hadwin	T40	71-71-70-65	277	58.00	35,000.00
Brian Harman	T40	69-69-70-69	277	58.00	35,000.00
Ian Poulter	T40	69-69-70-69	277	58.00	35,000.00
Hudson Swafford	T40	68-66-73-70	277	58.00	35,000.00
Mackenzie Hughes	T44	67-68-69-74	278	44.66	28,875.00
Martin Laird	T44	73-69-70-66	278	44.66	28,875.00
Brendan Steele	T44	68-66-72-72	278	44.66	28,875.00

Pos.	Player	Score	Total	FedExCup Points	Official Money
Russell Henley	T47	66-71-70-72	279	37.00	\$23,537.50
Hideki Matsuyama	T47	72-68-70-69	279	37.00	23,537.50
Kyle Stanley	T47	70-68-71-70	279	37.00	23,537.50
Justin Thomas	T47	67-70-71-71	279	37.00	23,537.50
Grayson Murray	T51	71-70-71-68	280	31.00	21,262.50
Henrik Stenson	T51	72-66-69-73	280	31.00	21,262.50
Bill Haas	T53	71-69-71-70	281	24.72	20,160.00
Sung Kang	T53	73-68-68-72	281	24.72	20,160.00
Kevin Na	T53	73-73-72-63	281	24.72	20,160.00
Robert Streb	T53	67-69-75-70	281	24.72	20,160.00
Kevin Tway	T53	73-70-66-72	281	24.72	20,160.00
Jason Dufner	T58	74-66-72-70	282	20.40	19,337.50
Emiliano Grillo	T58	70-72-72-68	282	20.40	19,337.50
Si Woo Kim	T58	72-71-72-67	282	20.40	19,337.50
Rory McIlroy	T58	72-69-70-71	282	20.40	19,337.50
Billy Horschel	T62	68-74-71-70	283	18.40	18,900.00
Louis Oosthuizen	T63	77-74-66-67	284	17.20	18,637.50
Jhonattan Vegas	T63	71-68-74-71	284	17.20	18,637.50
Patrick Reed	T65	72-72-71-70	285	16.00	18,375.00
Ollie Schniederjans	T66	73-70-66-77	286	15.20	18,200.00
Charles Howell III	T67	68-76-69-74	287	14.00	17,937.50
Kevin Kisner	T67	71-71-75-70	287	14.00	17,937.50
Wesley Bryan	T69	76-71-72-69	288	12.80	17,675.00

The following players did not finish (W=withdrew)

W—Danny Lee

Notes

Miscellaneous



2016 Four-Round Course Summary

East Lake Golf Club

Rank	Hole	Par	Average Yardage	Average Score	Average Over Under-par	Eagles	Birdies	Pars	Bogeys	Doubles	Triples +
2	1	4	469	4.274	.274		12	64	39	1	1
5	2	3	197	3.094	.094		13	82	20	2	
14	3	4	391	3.863	.137-		25	85	5	2	
9	4	4	479	4.017	.017		17	81	19		
16	5	4	442	3.778	.222-		37	69	11		
18	6	5	525	4.530	.470-	2	58	50	7		
4	7	4	481	4.171	.171	1	19	66	23	6	2
1	* 8	4	471	4.299	.299		16	65	24	9	3
8	9	3	235	3.026	.026		14	86	17		
12	10	4	424	3.957	.043-		27	72	14	4	
10	11	3	214	3.009	.009		17	84	14	2	
15	12	4	389	3.829	.171-		37	66	12	1	1
7	13	4	440	4.051	.051		17	79	19	2	
3	14	4	520	4.188	.188		9	81	24	2	1
6	15	3	211	3.060	.060		19	77	16	5	
10	16	4	454	4.009	.009	1	15	85	14	2	
13	17	4	443	3.880	.120-		33	67	15	2	
17	18	5	600	4.581	.419-	3	51	56	6	1	
TOTALS:		70	7385	69.615	.385-	7	436	1315	299	41	8

* in Top 2016 50 Toughest Holes

2016 East Lake Golf Club Scoring Recap

	ROUND 1	ROUND 2	ROUND 3	ROUND 4	TOTAL
Rounds below 70	12	10	17	20	59
Rounds below par	12	10	17	20	59
Rounds par & below	14	17	19	24	74
Rounds at even par	2	7	2	4	15
Rounds over par	16	12	10	5	43
Rounds 80 & over					

2015 Four-Round Course Summary

East Lake Golf Club

Rank	Hole	Par	Average Yardage	Average Score	Average Over Under-par	Eagles	Birdies	Pars	Bogeys	Doubles	Triples +
14	1	4	424	3.938	.062-		24	73	13	2	
8	2	3	214	3.036	.036		14	80	18		
15	3	4	390	3.875	.125-		30	66	16		
8	4	4	440	4.036	.036		18	72	22		
1	* 5	4	520	4.429	.429		3	66	36	6	1
7	6	3	209	3.054	.054		14	81	14	3	
13	7	4	434	3.964	.036-		19	79	13	1	
10	8	4	405	4.027	.027		21	69	20	2	
16	9	5	600	4.821	.179-	1	36	61	10	4	
2	10	4	469	4.232	.232		13	64	32	2	1
11	11	3	197	3.000	.000		14	84	14		
17	12	4	391	3.813	.187-		33	68	10	1	
3	13	4	476	4.188	.188		15	63	32	2	
12	14	4	442	3.973	.027-		23	73	13	2	1
18	15	5	525	4.589	.411-	1	51	53	7		
6	16	4	481	4.116	.116		11	78	22	1	
4	17	4	455	4.152	.152		18	66	23	3	2
5	18	3	235	3.134	.134		11	80	17	3	1
TOTALS:		70	7307	70.375	.375	2	368	1276	332	32	6

* in Top 2015 50 Toughest Holes

2015 East Lake Golf Club Scoring Recap

	ROUND 1	ROUND 2	ROUND 3	ROUND 4	TOTAL
Rounds below 70	16	4	9	12	41
Rounds below par	16	4	9	12	41
Rounds par & below	18	9	13	22	62
Rounds at even par	2	5	4	10	21
Rounds over par	10	19	15	6	50
Rounds 80 & over			1		1

2014 Four-Round Course Summary

East Lake Golf Club

Rank	Hole	Par	Average Yardage	Average Score	Average Over Under-par	Eagles	Birdies	Pars	Bogeys	Doubles	Triples +
14	1	4	424	3.905	.095-		28	74	11	3	
11	2	3	214	3.043	.043		13	85	18		
15	3	4	390	3.853	.147-		35	67	10	4	
7	4	4	440	4.121	.121		14	76	24	2	
3	5	4	520	4.207	.207		6	81	28	1	
1	6	3	209	3.241	.241		18	64	25	7	2
6	7	4	434	4.138	.138		13	77	23	3	
12	8	4	405	4.009	.009		23	73	16	4	
17	9	5	600	4.716	.284-	1	46	55	13	1	
1	10	4	469	4.241	.241		9	70	37		
9	11	3	197	3.086	.086		8	90	18		
13	12	4	391	3.931	.069-		25	74	17		
4	13	4	476	4.181	.181		8	80	27	1	
15	14	4	442	3.853	.147-		32	70	13	1	
18	15	5	525	4.397	.603-	4	68	38	6		
5	16	4	481	4.147	.147		9	82	24	1	
8	17	4	455	4.103	.103		20	71	19	5	1
9	18	3	235	3.086	.086		10	86	20		
TOTALS:		70	7307	70.259	.259	5	385	1313	349	33	3

2014 East Lake Golf Club Scoring Recap

	ROUND 1	ROUND 2	ROUND 3	ROUND 4	TOTAL
Rounds below 70	15	13	13	10	51
Rounds below par	15	13	13	10	51
Rounds par & below	19	14	15	14	62
Rounds at even par	4	1	2	4	11
Rounds over par	10	15	14	15	54
Rounds 80 & over			1		1

2013 Four-Round Course Summary

East Lake Golf Club

Rank	Hole	Par	Average Yardage	Average Score	Average Over Under-par	Eagles	Birdies	Pars	Bogeys	Doubles	Triples +
10	1	4	424	3.983	.017-		24	75	20	1	
13	2	3	214	2.917	.083-		23	85	11	1	
12	3	4	390	3.942	.058-		25	79	14	2	
6	4	4	440	4.058	.058		13	87	20		
1	* 5	4	520	4.292	.292		3	82	33	1	1
3	6	3	209	3.125	.125		12	89	11	8	
14	7	4	434	3.875	.125-	1	26	81	11	1	
15	8	4	405	3.825	.175-		35	71	14		
17	9	5	600	4.642	.358-	1	47	67	4	1	
4	10	4	469	4.108	.108		16	79	22	2	1
11	11	3	197	2.967	.033-		19	88	11	2	
16	12	4	391	3.800	.200-		38	69	12	1	
9	13	4	476	3.992	.008-		17	88	14	1	
8	14	4	442	4.008	.008		24	72	23	1	
18	15	5	525	4.575	.425-	1	57	55	6	1	
5	16	4	481	4.092	.092		18	74	27	1	
7	17	4	455	4.025	.025		26	73	15	4	2
2	18	3	235	3.158	.158		7	87	26		
TOTALS:		70	7307	69.383	.617-	3	430	1401	294	28	4

* in Top 2013 50 Toughest Holes

2013 East Lake Golf Club Scoring Recap

	ROUND 1	ROUND 2	ROUND 3	ROUND 4	TOTAL
Rounds below 70	17	14	13	22	66
Rounds below par	17	14	13	22	66
Rounds par & below	24	17	18	23	82
Rounds at even par	7	3	5	1	16
Rounds over par	6	13	12	7	38
Rounds 80 & over					

2012 Four-Round Course Summary

East Lake Golf Club

Rank	Hole	Par	Average Yardage	Average Score	Average Over Under-par	Eagles	Birdies	Pars	Bogeys	Doubles	Triples +
6	1	4	424	4.100	.100		16	80	20	4	
5	2	3	214	3.183	.183		8	85	24	3	
14	3	4	387	3.950	.050-		23	80	17		
11	4	4	440	4.033	.033		18	84	14	4	
2	5	4	520	4.267	.267		8	77	31	3	1
3	6	3	209	3.258	.258		17	67	25	10	1
9	7	4	434	4.050	.050		18	80	20	2	
16	8	4	405	3.908	.092-		26	80	13	1	
17	9	5	600	4.592	.408-		58	53	9		
9	10	4	469	4.050	.050		20	76	22	2	
15	11	3	197	2.942	.058-		14	99	7		
13	12	4	391	3.958	.042-		23	81	14	2	
6	13	4	476	4.100	.100		12	85	22	1	
12	14	4	442	3.975	.025-	1	19	82	18		
18	15	5	525	4.450	.550-	4	62	50	4		
1	*16	4	481	4.317	.317		10	65	42	3	
8	17	4	470	4.067	.067		23	71	22	3	1
4	18	3	235	3.217	.217		14	70	32	4	
TOTALS:		70	7319	70.417	.417	5	389	1365	356	42	3

* in Top 2012 50 Toughest Holes

2012 East Lake Golf Club Scoring Recap

	ROUND 1	ROUND 2	ROUND 3	ROUND 4	TOTAL
Rounds below 70	18	14	8	6	46
Rounds below par	18	14	8	6	46
Rounds par & below	21	18	15	10	64
Rounds at even par	3	4	7	4	18
Rounds over par	9	12	15	20	56

2011 Four-Round Course Summary

East Lake Golf Club

Rank	Hole	Par	Average Yardage	Average Score	Average Over Under-par	Eagles	Birdies	Pars	Bogeys	Doubles	Triples +
11	1	4	424	4.008	.008		21	78	20	1	
7	2	3	214	3.075	.075		13	85	22		
14	3	4	387	3.917	.083-		23	86	10		1
13	4	4	440	3.967	.033-	1	25	73	19	2	
1	5	4	520	4.242	.242		7	79	33		1
2	6	3	209	3.158	.158		13	79	24	4	
7	7	4	434	4.075	.075		13	87	18	2	
15	8	4	405	3.908	.092-		35	63	20	2	
17	9	5	600	4.592	.408-	3	49	62	6		
3	10	4	469	4.142	.142		15	77	24	4	
9	11	3	197	3.050	.050		14	89	14	3	
16	12	4	391	3.883	.117-		27	82	9	2	
4	13	4	476	4.117	.117		10	87	22	1	
12	14	4	442	3.975	.025-		22	83	11	4	
18	15	5	525	4.417	.583-	2	73	39	5	1	
6	16	4	481	4.100	.100		15	78	27		
4	17	4	470	4.117	.117		22	70	23	4	1
9	18	3	235	3.050	.050		16	85	16	3	
TOTALS:		70	7319	69.792	.208-	6	413	1382	323	33	3

2011 East Lake Golf Club Scoring Recap

	ROUND 1	ROUND 2	ROUND 3	ROUND 4	TOTAL
Rounds below 70	18	15	11	14	58
Rounds below par	18	15	11	14	58
Rounds par & below	21	23	17	17	78
Rounds at even par	3	8	6	3	20
Rounds over par	9	7	13	13	42

2010 Four-Round Course Summary

East Lake Golf Club

Rank	Hole	Par	Average Yardage	Average Score	Average Over Under-par	Eagles	Birdies	Pars	Bogeys	Doubles	Triples +
9	1	4	424	4.017	.017		16	88	14	2	
8	2	3	214	3.108	.108		11	86	22	1	
14	3	4	387	3.892	.108-		30	73	17		
13	4	4	440	3.958	.042-		23	79	18		
1	* 5	4	520	4.267	.267		10	70	38	2	
6	6	3	209	3.175	.175		18	75	16	10	1
9	7	4	434	4.017	.017		20	78	22		
12	8	4	405	3.975	.025-		21	81	18		
17	9	5	600	4.625	.375-	2	55	51	10	2	
4	10	4	469	4.217	.217		9	81	26	3	1
16	11	3	197	2.883	.117-		20	94	6		
14	12	4	391	3.892	.108-	1	24	83	11	1	
5	13	4	476	4.183	.183		11	79	27	3	
11	14	4	442	3.992	.008-		19	83	18		
18	15	5	525	4.467	.533-	6	58	51	4	1	
3	16	4	481	4.233	.233		13	71	31	5	
2	17	4	470	4.258	.258		19	59	35	6	1
7	18	3	235	3.117	.117		11	84	25		
TOTALS:		70	7319	70.275	.275	9	388	1366	358	36	3

* in Top 2010 50 Toughest Holes

2010 East Lake Golf Club Scoring Recap

	ROUND 1	ROUND 2	ROUND 3	ROUND 4	TOTAL
Rounds below 70	9	14	14	12	49
Rounds below par	9	14	14	12	49
Rounds par & below	12	18	16	18	64
Rounds at even par	3	4	2	6	15
Rounds over par	18	12	14	12	56

2009 Four-Round Course Summary

East Lake Golf Club

Rank	Hole	Par	Average Yardage	Average Score	Average Over Under-par	Eagles	Birdies	Pars	Bogeys	Doubles	Triples +
13	1	4	424	3.975	.025-		20	84	15	1	
12	2	3	214	3.025	.025		16	85	19		
13	3	4	387	3.975	.025-		22	80	17	1	
9	4	4	440	4.042	.042		19	79	20	2	
1	* 5	4	520	4.300	.300		4	79	35	1	1
7	6	3	209	3.108	.108		17	78	20	5	
8	7	4	434	4.092	.092		19	74	24	3	
15	8	4	405	3.933	.067-		22	85	12	1	
17	9	5	600	4.675	.325-		51	58	10	1	
5	10	4	469	4.150	.150		15	78	23	3	1
9	11	3	197	3.042	.042		16	83	21		
16	12	4	391	3.917	.083-		28	74	18		
2	13	4	476	4.233	.233		6	82	30	2	
9	14	4	442	4.042	.042		16	87	15	1	1
18	15	5	525	4.550	.450-	2	53	62	3		
4	16	4	481	4.158	.158		12	78	29	1	
6	17	4	455	4.117	.117		18	73	26	3	
3	18	3	235	3.217	.217		7	81	31	1	
TOTALS:		70	7304	70.550	.550	2	361	1400	368	26	3

* in Top 2009 50 Toughest Holes

2009 East Lake Golf Club Scoring Recap

	ROUND 1	ROUND 2	ROUND 3	ROUND 4	TOTAL
Rounds below 70	8	12	8	8	36
Rounds below par	8	12	8	8	36
Rounds par & below	15	15	14	11	55
Rounds at even par	7	3	6	3	19
Rounds over par	15	15	16	19	65

2008 Four-Round Course Summary

East Lake Golf Club

Rank	Hole	Par	Average Yardage	Average Score	Average Over Under-par	Eagles	Birdies	Pars	Bogeys	Doubles	Triples +
14	1	4	424	4.000	.000	1	17	83	19		
7	2	3	214	3.125	.125		12	84	21	3	
15	3	4	387	3.917	.083-		27	76	17		
12	4	4	440	4.042	.042		22	71	27		
4	5	4	520	4.258	.258		14	65	37	4	
3	6	3	209	3.267	.267		13	75	19	13	
11	7	4	434	4.050	.050		20	75	24	1	
13	8	4	405	4.033	.033		24	70	24	2	
17	9	5	600	4.667	.333-	1	44	69	6		
1	10	4	469	4.308	.308		10	68	37	5	
10	11	3	197	3.058	.058		17	81	20	2	
16	12	4	391	3.900	.100-		28	77	14	1	
7	13	4	476	4.125	.125		12	81	27		
9	14	4	442	4.117	.117		14	81	22	3	
18	15	5	525	4.425	.575-	5	60	54	1		
5	16	4	481	4.208	.208		12	72	35	1	
2	17	4	455	4.283	.283		11	73	28	7	1
6	18	3	235	3.200	.200		7	83	29	1	
TOTALS:		70	7304	70.983	.983	7	364	1338	407	43	1

2008 East Lake Golf Club Scoring Recap

	ROUND 1	ROUND 2	ROUND 3	ROUND 4	TOTAL
Rounds below 70	5	11	11	14	41
Rounds below par	5	11	11	14	41
Rounds par & below	7	13	16	19	55
Rounds at even par	2	2	5	5	14
Rounds over par	23	17	14	11	65

2007 Four-Round Course Summary

East Lake Golf Club

Rank	Hole	Par	Average Yardage	Average Score	Average Over Under-par	Eagles	Birdies	Pars	Bogeys	Doubles	Triples +
10	1	4	424	3.925	.075-		20	89	11		
5	2	3	214	3.017	.017		19	81	19	1	
12	3	4	387	3.883	.117-		29	79	10	1	1
6	4	4	440	4.000	.000		20	80	20		
1	5	4	520	4.175	.175		10	80	29	1	
8	6	3	168	2.992	.008-		29	72	12	5	2
13	7	4	394	3.875	.125-	1	26	83	7	3	
16	8	4	405	3.800	.200-		35	75	9	1	
17	9	5	600	4.600	.400-	2	54	54	10		
3	10	4	469	4.100	.100		15	78	27		
11	11	3	197	2.900	.100-		18	96	6		
15	12	4	391	3.817	.183-	1	31	77	11		
6	13	4	439	4.000	.000		19	82	19		
14	14	4	442	3.842	.158-		32	75	13		
18	15	5	495	4.242	.758-	14	65	39	2		
2	16	4	481	4.117	.117		11	85	23	1	
4	17	4	453	4.067	.067		15	82	23		
9	18	3	235	2.975	.025-		16	92	11	1	
TOTALS:		70	7154	68.325	1.675-	18	464	1399	262	14	3

2007 East Lake Golf Club Scoring Recap

	ROUND 1	ROUND 2	ROUND 3	ROUND 4	TOTAL
Rounds below 70	24	22	20	14	80
Rounds below par	24	22	20	14	80
Rounds par & below	25	26	24	16	91
Rounds at even par	1	4	4	2	11
Rounds over par	5	4	6	14	29

2006 Four-Round Course Summary

East Lake Golf Club

Rank	Hole	Par	Average Yardage	Average Score	Average Over Under-par	Eagles	Birdies	Pars	Bogeys	Doubles	Triples +
12	1	4	424	3.963	.037-		22	69	16	1	
6	2	3	214	3.167	.167		8	77	21	1	1
15	3	4	387	3.889	.111-		29	62	17		
13	4	4	440	3.917	.083-		20	78	9	1	
1	* 5	4	520	4.407	.407		3	59	45	1	
7	6	3	168	3.083	.083		13	78	12	5	
17	7	4	394	3.843	.157-		28	69	11		
10	8	4	405	4.056	.056		20	63	24	1	
16	9	5	600	4.870	.130-		30	63	14	1	
2	10	4	469	4.287	.287		11	61	32	2	2
9	11	3	197	3.065	.065		9	84	14	1	
13	12	4	391	3.917	.083-		26	66	15	1	
4	13	4	439	4.213	.213		9	70	26	3	
11	14	4	442	3.991	.009-		22	67	17	2	
18	15	5	495	4.583	.417-	2	46	55	5		
3	16	4	481	4.231	.231		8	68	31	1	
8	17	4	453	4.074	.074		18	66	22	2	
5	18	3	235	3.204	.204		6	75	26	1	
TOTALS:		70	7154	70.759	.759	2	328	1230	357	24	3

* in Top 2006 50 Toughest Hole

2006 East Lake Golf Club Scoring Recap

	ROUND 1	ROUND 2	ROUND 3	ROUND 4	TOTAL
Rounds below 70	8	6	12	12	38
Rounds below par	8	6	12	12	38
Rounds par & below	8	9	13	17	47
Rounds at even par	0	3	1	5	9
Rounds over par	19	18	14	10	61
Rounds 80 & over	1				1

2005 Four-Round Course Summary

East Lake Golf Club

Rank	Hole	Par	Average Yardage	Average Score	Average Over Under-par	Eagles	Birdies	Pars	Bogeys	Doubles	Triples +
7	1	4	424	4.086	.086		21	65	29	1	
9	2	3	214	3.009	.009		16	84	15	1	
16	3	4	387	3.845	.155-		29	76	11		
8	4	4	440	4.034	.034		14	84	18		
1	5	4	520	4.267	.267		9	69	36	2	
15	6	3	168	2.871	.129-		25	82	8	1	
14	7	4	394	3.888	.112-		31	67	18		
10	8	4	405	3.940	.060-		26	71	19		
17	9	5	600	4.664	.336-	2	44	61	9		
2	10	4	469	4.198	.198		12	71	31	2	
5	11	3	197	3.112	.112		13	78	24	1	
11	12	4	391	3.931	.069-		24	77	14	1	
5	13	4	439	4.112	.112		12	80	23	1	
13	14	4	442	3.905	.095-		26	75	15		
18	15	5	495	4.336	.664-	12	57	43	4		
3	16	4	481	4.164	.164		13	74	26	3	
12	17	4	453	3.914	.086-		31	64	21		
4	18	3	235	3.138	.138		7	86	23		
TOTALS:		70	7154	69.414	.586-	14	410	1307	344	13	

2005 East Lake Golf Club Scoring Recap

	ROUND 1	ROUND 2	ROUND 3	ROUND 4	TOTAL
Rounds below 70	12	18	14	13	57
Rounds below par	12	18	14	13	57
Rounds par & below	17	20	19	19	75
Rounds at even par	5	2	5	6	18
Rounds over par	12	9	10	10	41

2004 Four-Round Course Summary

East Lake Golf Club

Rank	Hole	Par	Average Yardage	Average Score	Average Over Under-par	Eagles	Birdies	Pars	Bogeys	Doubles	Triples +
10	1	4	424	4.000	.000	1	18	80	18	1	
9	2	3	214	3.008	.008		17	83	18		
15	3	4	387	3.915	.085-		29	73	14	1	1
13	4	4	440	3.983	.017-		22	76	20		
8	5	4	480	4.042	.042		14	85	19		
11	6	3	211	2.992	.008-		14	93	9	2	
7	7	4	394	4.059	.059		15	85	14	4	
11	8	4	405	3.992	.008-		22	75	21		
17	9	5	584	4.661	.339-	1	46	65	4	2	
5	10	4	469	4.153	.153		14	73	30	1	
16	11	3	193	2.864	.136-		31	73	13	1	
13	12	4	391	3.983	.017-		22	77	18	1	
4	13	4	439	4.161	.161		15	70	32	1	
6	14	4	442	4.102	.102		14	81	21	1	1
18	15	5	495	4.381	.619-	5	66	44	3		
1	*16	4	481	4.364	.364		4	73	36	4	1
2	17	4	453	4.280	.280		8	74	31	5	
3	18	3	235	3.263	.263		7	74	36	1	
TOTALS:		70	7137	70.203	.203	7	378	1354	357	25	3

* in Top 2004 50 Toughest Hole

2004 East Lake Golf Club Scoring Recap

	ROUND 1	ROUND 2	ROUND 3	ROUND 4	TOTAL
Rounds below 70	13	8	13	14	48
Rounds below par	13	8	13	14	48
Rounds par & below	15	11	19	20	65
Rounds at even par	2	3	6	6	17
Rounds over par	15	19	10	9	53

2002 Four-Round Course Summary

East Lake Golf Club

Rank	Hole	Par	Average Yardage	Average Score	Average Over Under-par	Eagles	Birdies	Pars	Bogeys	Doubles	Triples +
6	1	4	424	4.075	.075		11	90	18	1	
13	2	3	195	2.942	.058-		17	93	10		
16	3	4	387	3.867	.133-		31	75	13	1	
8	4	4	440	4.050	.050		19	77	23	1	
5	5	4	480	4.083	.083		16	79	24	1	
15	6	3	164	2.875	.125-		25	87	6	2	
11	7	4	394	3.975	.025-		15	93	12		
8	8	4	405	4.050	.050		19	79	19	3	
17	9	5	584	4.658	.342-		53	55	12		
3	10	4	469	4.167	.167		17	70	29	4	
12	11	3	193	2.958	.042-	1	21	80	18		
14	12	4	391	3.900	.100-		28	76	16		
10	13	4	400	3.983	.017-	1	21	77	21		
6	14	4	442	4.075	.075		13	88	17	1	1
18	15	5	495	4.458	.542-	2	65	50	2	1	
1	*16	4	481	4.283	.283		7	75	36	1	1
4	17	4	453	4.133	.133	1	12	79	26	2	
2	18	3	232	3.175	.175		9	82	28	1	
TOTALS:		70	7029	69.708	.292-	5	399	1405	330	19	2

* in 2002 Top 50 Toughest Holes

2002 East Lake Golf Club Scoring Recap

	ROUND 1	ROUND 2	ROUND 3	ROUND 4	TOTAL
Rounds below 70	8	16	13	19	56
Rounds below par	8	16	13	19	56
Rounds par & below	14	17	19	25	75
Rounds at even par	6	1	6	6	19
Rounds over par	16	13	11	5	45

2000 Four-Round Course Summary

East Lake Golf Club

Rank	Hole	Par	Average Yardage	Average Score	Average Over Under-par	Eagles	Birdies	Pars	Bogeys	Doubles	Triples +
12	1	4	424	3.983	.017-		20	79	16	1	
8	2	3	192	3.026	.026		15	85	14	2	
9	3	4	387	4.017	.017		21	73	21	1	
13	4	4	440	3.940	.060-		26	71	19		
2	5	4	480	4.259	.259		8	78	23	6	1
5	6	3	164	3.086	.086		12	86	15	2	1
15	7	4	394	3.862	.138-		24	84	8		
16	8	4	360	3.750	.250-		36	74	5	1	
17	9	5	584	4.698	.302-		40	71	5		
4	10	4	469	4.164	.164		15	70	28	3	
14	11	3	192	2.922	.078-		22	83	9	2	
11	12	4	391	3.991	.009-	1	19	78	16	2	
7	13	4	400	4.052	.052		18	75	22	1	
10	14	4	442	4.000	.000		19	81	14	1	1
18	15	5	495	4.509	.491-	3	57	50	6		
1	16	4	481	4.276	.276		7	74	32	2	1
5	17	4	453	4.086	.086		11	85	19	1	
3	18	3	232	3.172	.172		10	77	28	1	
TOTALS:		70	6980	69.793	.207-	4	380	1374	300	26	4

2000 East Lake Golf Club Scoring Recap

	ROUND 1	ROUND 2	ROUND 3	ROUND 4	TOTAL
Rounds below 70	13	17	10	17	57
Rounds below par	13	17	10	17	57
Rounds par & below	17	19	15	21	72
Rounds at even par	4	2	5	4	15
Rounds over par	12	10	14	8	44

History of East Lake Golf Club

Overview

East Lake Golf Club (www.eastlakegolfclub.com) is the home course of legendary amateur golfer Bobby Jones and the permanent home to the TOUR Championship. East Lake, which celebrated its 100th anniversary in 2004, is not only a historic golf club, but a philanthropic one as well. The golf club's founding sponsors have contributed more than \$20 million to the East Lake Foundation to help transform one of the nation's worst public housing projects into a thriving, mixed-income community. Net proceeds from golf club operations and the TOUR Championship are funneled back into East Lake community programs to help families succeed. Additional support is provided by foundations, governmental entities and individuals. The revitalized community includes a mixed-income apartment complex, Charles R. Drew Charter School, a YMCA, a child development center and the Charlie Yates Golf Course, home to The First Tee of East Lake.

Early History

The property known as East Lake was purchased in 1904, and the golf course designed by Tom Bendelow opened July 4, 1908. In 1913, famed golf-course architect Donald Ross redesigned the Bendelow course at East Lake. Ross also designed the "new" No. 2 course which opened in 1930. The club enjoyed another milestone in 1930 when Bobby Jones completed the Grand Slam of Golf, winning the U.S. Amateur, U.S. Open, British Amateur and British Open in the same year.

Over the years, East Lake has also given birth to 21 regional and 21

national golf champions and is the only American course in history to have produced two British Amateur champions: Bobby Jones in 1930 and Charlie Yates in 1938.

The Club's Renovation Becomes the Neighborhood's Revitalization

From the 1960s to the 1980s, the surrounding neighborhood deteriorated and became a center for poverty, drugs and violence. This all changed in 1993 when a local charitable foundation purchased East Lake to restore it as a tribute to Bobby Jones and the club's other great amateur golfers. By tying the club's renovation to the revitalization of the surrounding neighborhood, the East Lake Foundation saved a precious piece of golf history *and* a community. Contributions from East Lake Golf Club's member corporations as well as profits from the club operations support East Lake community programs.

East Lake Golf Club Today

In 1994, Rees Jones restored Donald Ross' golf-course layout. Using the original Philip Shutze architectural drawings, the clubhouse was brought back to its 1926 design and condition. By 1995, East Lake had regained its place as one of the world's great golf clubs. Today, both East Lake Golf Club and the surrounding neighborhood continue to thrive.

EAST LAKE FACTS

- East Lake was a privately owned amusement park in the 1890s, with a beach, picnic tables and hot dog, popcorn and peanut stands on the East Lake.
- Bobby Jones, then age 6, attended the July 4, 1908, grand opening in the company of his father, Col. Robert P. Jones, a member who served as president of the club from 1937-42 and as a director for 38 years. Bobby Jones served as president from 1946-47. Jones grew up in a house that was adjacent to what is currently the 10th fairway and moved to a home on the grounds near the current second green in the 1910s. Jones played his final round of golf at East Lake on August 15, 1948.
- The original clubhouse, which also opened July 4, 1908, burned down twice [1914 and 1925]. The last fire destroyed several of Bobby Jones' trophies, including the original Havemeyer Trophy, which Jones earned for his victory in the U.S. Amateur earlier that year. The following year the USGA introduced a newly designed trophy that is still in use today.
- East Lake hosted the 1963 Ryder Cup, which the U.S. won 23-9, led by playing captain Arnold Palmer.
- The winner of the TOUR Championship receives a Calamity Jane sterling silver commemorative putter. The putter is an exact replica of Bobby Jones' original putter. Jones received the original Calamity Jane in 1920. That putter and a copy were employed by Jones to capture 13 major championships, including the Grand Slam in 1930.
- Bobby Jones is buried at Historic Oakland Cemetery, just a few miles from East Lake. Others buried at this site include Margaret Mitchell and Civil War soldiers. Many golf fans leave golf balls teed up or notes on Jones' headstone.
- East Lake has connections to the Civil War. Remnants of a skirmish during Sherman's maneuvers around Atlanta in 1864 can be seen in the eighth fairway where faint outlines remain of a trench dug by Confederate soldiers. The home of Confederate Col. Robert Alston is one of the few antebellum homes that survived Sherman's march. It was spared because it housed one of Sherman's officers while Union troops slept on what is now East Lake Golf Club.

Past Events at East Lake Golf Club

50th U.S. Women's Amateur

1950



September 11-16, 1950

Par 74

6,521 Yards

(Note: All match play; sectional qualifying was canceled)

Entries: 110

Semifinals (18 holes):

Beverly Hanson, Fargo, ND def. Grace DeMoss, Corvallis, OR, 1 up;
Mae Murray, Rutland, VT def. Helen Sigel, Philadelphia CC, PA, 3 and 2

Championship (36 Holes):

Beverly Hanson, Fargo, ND def. Mae Murray, Rutland, VT, 6 and 4

The 15th Ryder Cup Matches

1963

Oct. 11-13, 1963

Captains: Arnold Palmer – USA
John Fallon – Great Britain

With Britain determining that a non-playing Captain was more advantageous to planning strategy in a Ryder Cup competition, the U.S. didn't follow the cue. Arnold Palmer debuted in style as a playing Captain and led his team to the second largest victory margin in Ryder Cup history. It was the first Ryder Cup Matches with four-ball competition, increasing the point total to 32 points.

United States Team

Julius Boros	Tony Lema
Billy Casper	Billy Maxwell
Dow Finsterwald	Arnold Palmer
Bob Goalby	Johnny Pott
Gene Littler	Dave Ragan

Great Britain Team

Peter Alliss	Geoffrey Hunt
Neil Coles	Christy O'Connor Sr.
Tom Haliburton	Dave Thomas
Brian Huggett	Harry Weetman
Bernard Hunt	George Will

UNITED STATES

Morning Foursomes (Day One)

Arnold Palmer and Johnny Pott	0
Billy Casper and Dave Ragan (1 up)	1
Julius Boros and Tony Lema (halved)	1/2
Gene Littler and Dow Finsterwald (halved)	1/2

Afternoon Foursomes (Day One)

Billy Maxwell and Bob Goalby (4 and 3)	1
Arnold Palmer and Billy Casper (5 and 4)	1
Gene Littler and Dow Finsterwald (2 and 1)	1
Julius Boros and Tony Lema (1 up)	1

Day One Total

6

Morning Four-Balls (Day Two)

Arnold Palmer and Dow Finsterwald (5 and 4)	1
Gene Littler and Julius Boros (halved)	1/2
Billy Casper and Billy Maxwell (3 and 2)	1
Bob Goalby and Dave Ragan	0

Afternoon Four-Balls (Day Two)

Arnold Palmer and Dow Finsterwald (3 and 2)	1
Tony Lema and Johnny Pott (1 up)	1
Billy Casper and Billy Maxwell (2 and 1)	1
Bob Goalby and Dave Ragan (halved)	1/2

Day Two Total

6

Two-Day Total

12

GREAT BRITAIN

Brian Huggett and George Will (3 and 2)	1
Peter Alliss and Christy O'Connor Sr.	0
Neil Coles and Bernard Hunt (halved)	1/2
Dave Thomas and Harry Weetman (halved)	1/2

Dave Thomas and Harry Weetman	0
Brian Huggett and George Will	0
Neil Coles and Geoffrey Hunt	0
Tom Haliburton and Bernard Hunt	0

Day One Total

2

Brian Huggett and Dave Thomas	0
Peter Alliss and Bernard Hunt (halved)	1/2
Harry Weetman and George Will	0
Neil Coles and Christy O'Connor Sr. (1 up)	1

Neil Coles and Christy O'Connor Sr.	0
Peter Alliss and Bernard Hunt	0
Tom Haliburton and Geoffrey Hunt	0
Brian Huggett and Dave Thomas (halved)	1/2

Day Two Total

2

Two-Day Total

4

Past Events at East Lake Golf Club

The 15th Ryder Cup Matches (cont.)

1963

Morning Singles (Day Three)

Tony Lema (5 and 3)	1	Geoffrey Hunt	0
Johnny Pott	0	Brian Huggett (3 and 1)	1
Arnold Palmer	0	Peter Alliss (1 up)	1
Billy Casper (halved)	1/2	Neil Coles (halved)	1/2
Bob Goalby (3 and 2)	1	Dave Thomas	0
Gene Littler (1 up)	1	Christy O'Connor Sr.	0
Julius Boros	0	Harry Weetman (1 up)	1
Dow Finsterwald	0	Bernard Hunt (2 up)	1

Afternoon Singles (Day Three)

Arnold Palmer (3 and 2)	1	George Will	0
Dave Ragan (2 and 1)	1	Neil Coles	0
Tony Lema (halved)	1/2	Peter Alliss (halved)	1/2
Gene Littler (6 and 5)	1	Tom Haliburton	0
Julius Boros (2 and 1)	1	Harry Weetman	0
Billy Maxwell (2 and 1)	1	Christy O'Connor Sr.	0
Dow Finsterwald (4 and 3)	1	Dave Thomas	0
Bob Goalby (2 and 1)	1	Bernard Hunt	0

Day Three Total

11

Day Three Total

5

UNITED STATES

23

GREAT BRITAIN

9

101st U.S. Amateur

2001



August 20-26, 2001
Par 70

7,007 Yards

Entries: 7,762

Medalist: Chris Mundorf, Raleigh, NC, 71-63—134

Semifinals (18 holes):

Robert Hamilton, Carmichael, CA def. Manuel Merizalde, Colombia, 2 and 1
Ben "Bubba" Dickerson, Hilliard, FL def. Brian Nosler, Lake Oswego, OR, 1 up

Championship (36 Holes):

Ben "Bubba" Dickerson, Hilliard, FL def. Robert Hamilton, Carmichael, CA, 1 up

Notes

PAST CHAMPIONS



1987 Tom Watson
1988 Curtis Strange
1989 Tom Kite
1990 Jodie Mudd
1991 Craig Stadler
1992 Paul Azinger
1993 Jim Gallagher, Jr.
1994 Mark McCumber
1995 Billy Mayfair
1996 Tom Lehman

1997 David Duval
1998 Hal Sutton
1999 Tiger Woods
2000 Phil Mickelson
2001 Mike Weir
2002 Vijay Singh
2003 Chad Campbell
2004 Retief Goosen
2005 Bart Bryant
2006 Adam Scott

2007 Tiger Woods
2008 Camilo Villegas
2009 Phil Mickelson
2010 Jim Furyk
2011 Bill Haas
2012 Brandt Snedeker
2013 Henrik Stenson
2014 Billy Horschel
2015 Jordan Spieth
2016 Rory McIlroy