

THE NEXT WAVE



2018 OFFICIAL MEDIA GUIDE



ATLANTIC BEACH COUNTRY CLUB | ATLANTIC BEACH, FL | WEBTOURCHAMPIONSHIP.COM

Table of Contents

WEB.COM TOUR

Web.com Evolution	2
Web.com Tour Facts.....	3
Web.com Impact	4
Web.com Tour Alumni.....	5
Web.com Profile.....	6
Fact Sheet	7
Path to the PGA TOUR.....	8
Inside the Web.com Tour Finals.....	9
\$1 Million purse breakdown	10
2017 Finals Overview.....	10
2017 Web.com Tour Season Money List.....	11
2016-17 PGA TOUR FedExCup final points list.....	12
Weekly Money Leaders	13
Performance Benefits.....	14
Course Map.....	15

WEB.COM TOUR CHAMPIONSHIP HISTORY

2017 Champion (Jonathan Byrd).....	17
History of the Web.com Tour Championship	18-20
History at a Glance.....	18
Championship Records.....	19-20
Top-50 Career Money Winners.....	21
Top-50 Career Scoring Averages	21
Top-10 Finishes by Player.....	22-23
Winner's Progression in Tournament Standings.....	24
Winner's Statistical Rankings.....	25
Ages of Web.com Tour Championship Winners.....	26
Round-by-Round Scoring Averages for Web.com Tour Championship	27
Round-by-Round Leaders	28
Weather-Related Delays, Suspensions and Notes.....	29
Final Web.com Tour Money List Year by Year	30-36
Players Moving from Outside to Inside "The 25"	37

Players Moving from Outside to Inside "The 50"	37
Earning PGA TOUR Card from Lowest Money-List Position ..	37

PLAYER RECORDS

Web.com Tour Championship Field	39
Individual Player Records.....	40-65
Championship Summaries	66-88
1993 NIKE TOUR Championship	66
1994 NIKE TOUR Championship	67
1995 NIKE TOUR Championship	68
1996 NIKE TOUR Championship	69
1997 NIKE TOUR Championship	70
1998 NIKE TOUR Championship	71
1999 NIKE TOUR Championship	72
2000 BUY.COM Tour Championship.....	73
2001 BUY.COM Tour Championship.....	74
2002 BUY.COM Tour Championship.....	75
2003 Nationwide Tour Championship.....	76
2004 Nationwide Tour Championship.....	77
2005 Nationwide Tour Championship.....	78
2006 Nationwide Tour Championship.....	79
2007 Nationwide Tour Championship.....	80
2008 Nationwide Tour Championship.....	81
2009 Nationwide Tour Championship.....	82
2010 Nationwide Tour Championship.....	83
2011 Nationwide Tour Championship.....	84
2012 Web.com Tour Championship	85
2013 Web.com Tour Championship	86
2014 Web.com Tour Championship	87
2015 Web.com Tour Championship	88

PAST CHAMPIONS	back cover
-----------------------------	------------

Web.com Tour Evolution



1990 - 1992
BEN HOGAN TOUR

With the vision of Deane Beman and the support of Ben Hogan, a tour was launched in 1990 to provide talented young golfers a competitive arena where they could develop and play their way onto the PGA TOUR. It would issue five cards in the beginning.



1993 - 1999
NIKE TOUR

With Nike as umbrella sponsor, the Tour's impact grew on a global scale. More stars began to emerge, including soon-to-be No. 1 David Duval and Stewart Cink. Tour events began airing on Golf Channel for the first time.



2000 - 2002
BUY.COM TOUR

Prize money would nearly double, while international influences would be felt with the arrival of world-class players from outside America in addition to new stops in Australia and New Zealand.



2003 - 2012
NATIONWIDE TOUR

A 10-year run with Nationwide Insurance brought significant growth, stability and remarkable competitive performances. During this decade the number of cards jump from 15 to 25, sending the likes of Zach Johnson, Bubba Watson, and Matt Kuchar to the PGA TOUR.



2012 - PRESENT
WEB.COM TOUR

A new era began in 2013 as all 50 TOUR cards now flow through the Web.com Tour, making it THE Path to the PGA TOUR. TV reach has grown to 180 countries and a potential 300 million households, with the Tour's charitable impact rising yearly.



[EVOLUTION OF THE PATH TO THE PGA TOUR]

From handing out five PGA TOUR cards in its inaugural season to 50 in 2013, the Web.com Tour has proven through the years that it truly is THE Path to the PGA TOUR. Since 1990, alumni have claimed over 500 TOUR victories, 23 major championships and five FEDEXCUP titles.



A Few Facts About The Web.com Tour

- The Web.com Tour is owned and operated by the PGA TOUR.
- In 2013, the Web.com Tour became The Path to the PGA TOUR, with all 50 PGA TOUR cards awarded through the Web.com Tour and the season culminating at the four-event Web.com Tour Finals in October.
- Three out of four PGA TOUR members played on the Web.com Tour.
- Of the 293 eligible Web.com Tour players in 2018, 71 are international members, representing 22 countries outside the United States.
- Aaron Wise's victory at the 2018 AT&T Byron Nelson was the 500th PGA TOUR title by a former Web.com Tour player.
- Web.com Tour players have won 23 major championships, and each of the four at least once, most recently, Justin Thomas at the 2017 PGA Championship. Jason Day, David Duval, Craig Perks, Stephen Ames, Tim Clark, Matt Kuchar, Si Woo Kim and Webb Simpson have all won THE PLAYERS Championship.
- 93 of the 125 players who qualified for the 2018 FedExCup Playoffs on the PGA TOUR formerly played the Web.com Tour.
- 102 of the 144 contestants in the 2018 PLAYERS Championship once played the Web.com Tour.
- Twelve Web.com Tour alums competed in the 2017 Presidents Cup for either the U.S. or International teams.
- Five members of the 2018 U.S. Ryder Cup team formerly played on the Web.com Tour.
- The total prize money in 2018 is \$18,300,000 over 27 tournaments. The average purse is \$677,777. The largest purse is \$1 million, available at all four Web.com Tour Finals events.
- Three tournaments raised a minimum of \$1,000,000 for charity in 2017, with the Nationwide Children's Hospital Championship raising the most, \$2.1 million.
- Golf Channel televised 12 Web.com Tour events in 2018.
- The five leading money winners from PGA TOUR Latinoamérica, Mackenzie Tour-PGA TOUR Canada and PGA TOUR-China in 2018 will earn Web.com Tour membership in 2019.
- Web.com became the Tour's umbrella sponsor on June 27, 2012. A 10-year agreement is in place (through 2021).

Web.com Tour Impact



THE PATH TO THE PGA TOUR

The Web.com Tour is THE Path to the PGA TOUR. Since its inception in 1990, the Web.com Tour's mission is to identify and transfer those players ready to compete and win on the PGA TOUR. We think the numbers speak for themselves...

Mission accomplished.

500

PGA TOUR VICTORIES AND COUNTING

Web.com Tour alumni have earned over **500** victories on the PGA TOUR

Wins include **23** major championships and **8** PLAYERS Championships

Web.com Tour Alumni have gone on to win the FEDEXCUP **5** times

JUSTIN THOMAS 2017 FEDEXCUP CHAMPION

2014 WEB.COM TOUR GRAD



THREE OUT OF FOUR PGA TOUR PLAYERS GOT THEIR START ON THE WEB.COM TOUR

Recognize any of the faces below? We thought you might. Web.com Tour alums annually make up 75 percent of the PGA TOUR.

Who's Next?

Daniel Berger

Tony Finau



MAKING AN IMMEDIATE IMPACT

What learning curve? Web.com Tour graduates are ready to make an immediate impact on the PGA TOUR. Case in point? Eight Web.com Tour graduates from the 2017 season went on to win events during the PGA TOUR's 2017-2018 season, including the TOUR Championship.

Mac Hughes



Wesley Bryan



THE PATH TO THE PGA TOUR







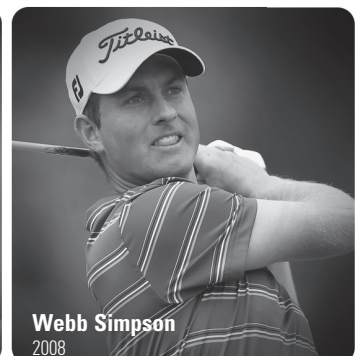







WEBDOTCOMTOUR



Web.com Tour Alumni

Since the Web.com Tour's inception in 1990, it has graduated over 450 players to the PGA TOUR, with hundreds of other PGA TOUR-bound players having also gained experience by way of the TOUR's proving ground. Once on the PGA TOUR, these same players have produced over 500 TOUR victories, including 23 major championships and eight PLAYERS Championships (through the 2017-18 season). More than three out of four PGA TOUR members have Web.com Tour roots.

The following are just a handful of the many Web.com Tour alumni who have achieved success on the PGA TOUR (with year last played on Tour listed):



web.com®

Since 1997 we at Web.com have been the marketing partner for businesses wanting to connect with more customers and grow. We listen, then apply our expertise to deliver solutions that owners need to market and manage their businesses, from building brands online to reaching more customers or growing relationships with existing customers. For some, this means a fast, reliable, attractive website; for others, it means customized marketing plans that deliver local leads; and for others, it means customer-scheduling or customer-relationship

marketing (CRM) tools that help businesses run more efficiently. Owners from big to small and everything in between can focus on running the companies they know while we handle the marketing they need. To learn how this global company collaborates with customers and employees to achieve their potential, explore Web.com or follow on Twitter at @webdotcom or on Facebook at www.facebook.com/web.com.

Web.com Tour Championship Fact Sheet

EVENT:	Web.com Tour Championship
DATES:	September 17-23, 2018
SITE:	Atlantic Beach Country Club Atlantic Beach, FL
PAR:	35-36-71
YARDAGE:	6,849
ARCHITECT:	Erik Larson (2015)
WEB.COM TOUR FINALS:	The Web.com Tour Championship is the culminating event of the 2018 Web.com Tour tournament season and the four-event Web.com Tour Finals. The Finals are preceded by 23 Regular Season events.
WHAT'S AT STAKE:	The Finals will feature the top 75 money winners at the end of the Web.com Tour's Regular Season, as well as players who finish 126-200 at the end of the Wyndham Championship on the PGA TOUR and are not eligible to compete in the FedExCup Playoffs. The 25 leading money winners on the Web.com Tour after the WinCo Foods Portland Open will be guaranteed a PGA TOUR card for 2018-19. An additional 25 players will earn TOUR cards for 2018-19 based solely on their play in the Finals. TOUR ranking positions for all 50 players will be done on an alternating basis between the first set of 25 players using combined Regular Season and Finals earnings, and the second set using Finals earnings only.
FORMAT:	Four-day, 72-hole stroke-play competition; 36-hole cut to low 65 and ties.
PURSE:	\$1,000,000; first prize is \$180,000.
MEDIA CONTACT:	Stewart Moore / StewartMoore@pgatourhq.com / (904) 540-2765
TOURNAMENT OFFICE:	1600 Selva Marina Drive / Atlantic Beach, FL 32233 / (904) 372-2222
TOURNAMENT DIRECTOR:	Adam Renfroe / AdamRenfroe@pgatourhq.com / (904) 252-9515
WEBSITE:	www.webtourchampionship.com
SOCIAL MEDIA:	Twitter @WebTourChamp Facebook https://www.facebook.com/webtourchampionship Instagram @WebTourChamp
TICKETS:	www.webtourchampionship.com

Path to the PGA TOUR



A new era began in 2013 as all 50 TOUR cards now flow through the Web.com Tour, making it THE Path to the PGA TOUR. If you've ever wondered what it takes to actually make it to the PGA TOUR, check out the numbers below to see how the odds stack up.

THE PATH TO THE PGA TOUR

PLAY THE GAME

Did you know there are more than 50 million people in the world playing the game of golf? With growth of the game on a steady rise thanks to new markets like China and South America, expect that number to rise even higher in the near future.

50 MILLION

ESTIMATED NUMBER OF GOLFERS WORLDWIDE



TURNING PRO

For those few golfers whose skill ranks on a professional level, there are three ways to move closer to the PGA TOUR. Through seasons with PGA TOUR Latinoamérica and the Mackenzie Tour or you can take your chances at Web.com Tour Q School for one of 155 spots.



212
MEMBERS



1200
APPLICANTS



280
MEMBERS

5
ADVANCE

155
ADVANCE

5
ADVANCE

THE PATH TO THE PGA TOUR

The Web.com Tour identifies and transitions those select players ready to compete and win on the PGA TOUR. Three of every four PGA TOUR players are Web.com Tour alums, accounting for more than 500 TOUR victories.



50
CARDS

GOLF'S GREATEST STAGE

How hard is it to make it to the PGA TOUR? Well, of the 50 million players in the world, 245 play the TOUR. That means you have a 1 in 326,000 chance of seeing your name on a TOUR leaderboard, or about .0003 percent. Bottom line, these guys are good.



245 PLAYERS

Inside the Web.com Tour Finals

THE WEB.COM TOUR IS



THE PATH TO THE PGA TOUR

THE FIELD

**PGA TOUR - 126-200
IN FEDEXCUP
POINTS
+
WEB.COM TOUR
1-75 ON
MONEY LIST**



HOW IT WORKS

The top 25 players on the money list for the Web.com Tour regular season are assured a PGA TOUR Card, but their quest to earn a PGA TOUR Card does not end there.

The Finals will determine an additional 25 cards, based on cumulative earnings in those events, as well as the positioning of all 50 cards.

50 PGA TOUR Cards awarded following the Web.com Tour Championship

WHAT'S AT STAKE



50 CARDS

EXEMPT STATUS AND AN INVITE TO THE 2019 PLAYERS CHAMPIONSHIP AWARDED TO:

- #1 on the Web.com Tour Season-Long Money List
- #1 from the Web.com Tour Finals Money List

A FOUR-EVENT SERIES



**OSU - SCARLET COURSE
COLUMBUS, OHIO
AUGUST 23 - 26**

**DAP
Championship**



Presented by **NEWBRICK**

**CANTERBURY GOLF CLUB
CLEVELAND, OHIO
AUGUST 30 - SEPTEMBER 2**



**HILLCREST COUNTRY CLUB
BOISE, IDAHO
SEPTEMBER 13 - 16**



**ATLANTIC BEACH COUNTRY CLUB
ATLANTIC BEACH, FLORIDA
SEPTEMBER 20 - 23**

Web.com Tour \$1 Million Purse Breakdown

Position	Money	Position	Money	Position	Money	Position	Money
1	\$180,000	18	\$15,000	34	\$5,850	50	\$2,900
2	108,000	19	14,000	35	5,600	51	2,850
3	68,000	20	13,000	36	5,350	52	2,800
4	48,000	21	12,000	37	5,100	53	2,770
5	40,000	22	11,200	38	4,850	54	2,740
6	36,000	23	10,400	39	4,600	55	2,710
7	33,500	24	9,600	40	4,400	56	2,680
8	31,000	25	8,800	41	4,200	57	2,660
9	29,000	26	8,330	42	4,000	58	2,640
10	27,000	27	7,900	43	3,800	59	2,620
11	25,000	28	7,500	44	3,600	60	2,600
12	23,000	29	7,200	45	3,400	61	2,580
13	21,000	30	6,900	46	3,200	62	2,560
14	19,000	31	6,600	47	3,050	63	2,540
15	18,000	32	6,350	48	3,000	64	2,520
16	17,000	33	6,100	49	2,950	65	2,500
17	16,000						

2018 Web.com Tour Finals Overview

The Web.com Tour and the Web.com Tour Finals are The Path to the PGA TOUR.

- The Web.com Tour is The Path for the PGA TOUR's 50 membership cards for the following season.
- The 2018 Web.com Tour season consists of 23 Regular Season events, followed by four Finals events.
- While the top-25 players from the Web.com Tour Regular Season have already earned their PGA TOUR cards, their order of priority won't be determined until the conclusion of the Web.com Tour Finals on Sept. 23. They will carry their earnings into the Finals and priority will be established based on their Regular Season and Finals earnings combined.
- The four-event Web.com Tour Finals will determine a second set of 25 cards based on cumulative earnings by all the Finalists, with the exception of The 25 who already secured cards via the Regular Season (see item above). The leading money winner in the four Finals events will also be fully exempt on the PGA TOUR in 2018-19 and receive a PLAYERS Championship exemption (if different than the Regular Season/Finals leading money winner).
- Of those players from the Web.com Tour Regular Season top 25 list, the No. 1 player at the conclusion of the Finals based on combined Regular Season and Finals earnings will receive a full exemption to the PGA TOUR. Therefore, any Regular Season top 25 player can earn the coveted No. 1 position if he performs well enough in the four Finals events. In addition to his PGA TOUR exemption, the No. 1 player receives an exemption into THE PLAYERS Championship for the upcoming season.
- A separate money list for the Web.com Tour Finals will determine the final 25 PGA TOUR cards. The player who earns the most money during the four Finals events (if different from combined Regular Seasons/Finals money winner) will earn a full exemption to the PGA TOUR plus an invitation to THE PLAYERS.
- The fields for the four Web.com Tour Finals events will combine the top 75 money winners from the Web.com Tour's Regular Season and Nos. 126-200 from the PGA TOUR's FedExCup points list (including non-members), plus medical exemptions, at the conclusion of the Wyndham Championship. Those with existing PGA TOUR exemptions may not compete.
- All four Finals events will feature \$1 million purses.
- All four will air on Golf Channel in the United States. They will also be available in 192 countries and territories via the PGA TOUR's international broadcasting operation.
- The 2018-19 PGA TOUR season begins with the Safeway Open Oct. 4-7.

2018 Web.com Tour Regular Season Final Money List (1-75)

Rank	Player	Money	Rank	Player	Money	Rank	Player	Money
1	Sungjae Im	534,326	26	Kevin Dougherty	165,091	51	Robby Shelton	102,571
2	Sam Burns	291,878	27	Joseph Bramlett	163,448	52	Jim Knous	100,885
3	Scott Langley	279,732	28	Wes Roach	162,759	53	Derek Ernst	100,021
4	Martin Trainer	267,000	29	Ben Taylor	160,743	54	Dan McCarthy	99,308
5	Kyoung-Hoon Lee	259,096	30	Taylor Moore	160,263	55	Michael Johnson	99,214
6	Cameron Champ	253,731	31	Sepp Straka	158,080	56	Stephan Jaeger	99,000
7	Sebastián Muñoz	238,938	32	Henrik Norlander	156,435	57	Edward Loar	96,485
8	Anders Albertson	210,455	33	Nelson Ledesma	147,704	58	Billy Kennerly	94,023
9	Chase Wright	208,896	34	Cameron Davis	146,054	59	Erik Compton	91,445
10	John Chin	207,909	35	Eric Axley	145,056	60	Curtis Luck	87,526
11	Kyle Jones	207,419	36	Michael Arnaud	142,735	61	Bo Hoag	86,517
12	José de Jesús Rodríguez	197,798	37	Willy Wilcox	140,441	62	Justin Lower	85,708
13	Adam Long	192,463	38	Trevor Cone	137,602	63	Brett Drewitt	85,300
14	Adam Svensson	190,825	39	Erik Barnes	130,434	64	Max Rottluff	85,157
15	Josh Teater	190,288	40	Steven Ihm	128,490	65	Maverick McNealy	84,261
16	Wyndham Clark	187,817	41	David Skinnis	126,192	66	Seth Reeves	81,199
17	Julián Etulain	186,042	42	Justin Hueber	117,836	67	Ryan Yip	80,819
18	Alex Prugh	184,671	43	Sebastian Cappelen	116,734	68	Brad Hopfinger	80,357
19	Joey Garber	182,762	44	Rhein Gibson	115,421	69	Brandon Hagy	78,490
20	Chris Thompson	181,738	45	Ben Kohles	113,520	70	Christian Brand	76,576
21	Carlos Ortiz	178,780	46	Scott Pinckney	113,327	71	Rico Hoey	73,520
22	Brady Schnell	178,081	47	Rafael Campos	110,895	72	Mark Hubbard	73,192
23	Kramer Hickok	175,635	48	Mark Anderson	105,671	73	Max Homa	72,440
24	Roberto Castro	172,054	49	Roger Sloan	105,288	74	Vince Covello	70,220
25	Hank Lebioda	167,014	50	Bhavik Patel	104,422	75	Brian Campbell	69,798

- The top 75 from this year's Regular Season money list qualified for the Web.com Tour Finals.
- The top 25 earned their 2018-19 PGA TOUR cards based on their earnings in those first 23 events.
- The top 25 will be playing for their priority ranking in the Finals, which is based on their combined Regular Season and Finals earnings.
- Nos. 26-75 are vying for the second set of 25 PGA TOUR cards available via the Finals, which is based on their earnings in the four Finals events as well as their priority ranking position.

2017-18 FedExCup Final Points List (126-200)

Rank	Player	FedExCup Points	Rank	Player	FedExCup Points	Rank	Player	FedExCup Points
126.	Martin Piller	371	154.	Thomas Pieters	260	180.	Rob Oppenheim	148
127.	Tyrone Van Aswegen	364	155.	Chris Stroud*	255	181.	Jonathan Byrd	147
128.	Sergio Garcia*	362	156.	Hudson Swafford*	245	182.	Cody Gribble	141
129.	Chad Campbell	361	157.	Adam Schenk	239	183.	Steve Wheatcroft*	138
130.	Corey Conners	353	158.	J.J. Henry	239	184.	Greg Chalmers	133
131.	Robert Garrigus	353	159.	Hunter Mahan	234	185.	Ross Fisher	119
132.	Aaron Baddeley	342	160.	Mackenzie Hughes*	227	186.	Matt Every	113
133.	Johnson Wagner	338	161.	Peter Malnati	226	187.	Graham DeLaet	111
134.	Tom Lovelady	332	162.	Fabián Gómez	221	188.	K.J. Choi	110
135.	Lucas Glover	324	163.	Wesley Bryan*	219	189.	Roberto Díaz	107
136.	Ben Silverman	323	164.	Martin Flores	215	190.	Andres Romero	104
137.	Derek Fathauer	316	165.	Stephan Jaeger	211	191.	Parker McLachlin	92
138.	David Hearn	315	166.	Blayne Barber	202	192.	Conrad Shindler	92
139.	Talor Gooch	308	167.	Xinjun Zhang	195	193.	Camilo Villegas	90
140.	Shane Lowry	296	168.	Cameron Percy	191	194.	Daniel Summerhays	89
141.	Jim Furyk	291	169.	Dominic Bozzelli	190	195.	Cameron Tringale	88
142.	Michael Thompson	280	170.	Zac Blair	176	196.	Tim Herron	87
143.	David Lingmerth	274	171.	Lanto Griffin	175	197.	Stuart Appleby	84
144.	Graeme McDowell	274	172.	Nate Lashley	168	198.	Morgan Hoffmann	81
145.	Steve Stricker	274	173.	Jonas Blixt	167	199.	John Merrick	79
146.	Nicholas Lindheim	272	174.	Jonathan Randolph	166	200.	Smylie Kaufman**	74
147.	Shawn Stefani	268	175.	Ricky Barnes	164			
148.	Ben Crane	267	176.	D.A. Points*	162			
149.	Denny McCarthy	267	177.	Ethan Tracy	157			
150.	Ben Martin**	266	178.	Robert Streb	155			
151.	Matt Jones	264	179.	Brett Stegmaier	149			
152.	Bill Haas	262						
153.	Retief Goosen	261						

- Those above with N-M (no position), name and points only are eligible as a result of their FedEx Cup Non-Member points.
- Those with an asterisk (*) next to their name are otherwise exempt on the PGA TOUR in 2018-19.
- Those with two asterisks (**) have PGA TOUR Medical Exemptions.

The following players are eligible and competing via 126 - 200 PGA TOUR Non-Member FedEx Cup Points List:

- John Oda
- Julian Suri
- Dylan Frittelli
- John Peterson
- Chris Paisley
- Daisuke Kataoka
- Chase Seiffert
- Dylan Meyer

The following PGA TOUR players are eligible and competing via PGA TOUR Special Medical Exemptions:

- John Senden
- Sangmoon Bae
- Jim Herman
- Chad Collins
- Will Claxton

Weekly Money Leaders

Tournament	Money Leader	Amount	Tournament	Money Leader	Amount
The Bahamas Great Exuma Classic	Sungjae Im	\$108,000	Rust-Oleum Championship	Sungjae Im	\$301,288
The Bahamas Great Abaco Classic	Sungjae Im	\$172,800	Wichita Open	Sungjae Im	\$301,288
Panama Championship	Sungjae Im	\$176,144	Lincoln Land Championship	Sungjae Im	\$301,288
Club Colombia Championship	Sungjae Im	\$177,999	LECOM Health Challenge	Sungjae Im	\$316,288
El Bosque Mexico Championship	Sungjae Im	\$177,999	Utah Championship	Sungjae Im	\$316,288
Chitimacha Louisiana Open	Sungjae Im	\$189,659	Pinnacle Bank Championship	Sungjae Im	\$381,088
Savannah Golf Championship	Sungjae Im	\$205,609	Price Cutter Charity Championship	Sungjae Im	\$388,108
North Mississippi Classic	Sungjae Im	\$210,252	KC Golf Classic	Sungjae Im	\$390,326
United Leasing & Finance Championship	Sungjae Im	\$210,252	Ellie Mae Classic at TPC Stonebrae	Sungjae Im	\$390,326
Knoxville Open	Sungjae Im	\$269,652	WinCo Foods Portland Open	Sungjae Im	\$534,326
BMW Charity Pro-Am	Sungjae Im	\$287,152	Nationwide Children's Hospital Champ.	Sungjae Im	\$537,070
Nashville Golf Open	Sungjae Im	\$292,872	DAP Championship	Sungjae Im	\$550,645
Rex Hospital Open	Sungjae Im	\$295,968	Albertsons Boise Open	Sungjae Im	\$553,800

Performance Benefits

For the PGA TOUR:

- The top 25 players from the Web.com Tour Regular Season money list earn their PGA TOUR cards (with positioning determined in the Finals).
- The top 25 players on the Web.com Tour Finals money list who do not already have a card also earn a PGA TOUR Card (with positioning determined in the Finals).
- The player with the most combined earnings from the Web.com Tour Regular Season and Finals and the player with the most earnings at the Web.com Tour Finals are exempt from the reshuffle the following year and are also awarded an exemption into the 2019 PLAYERS Championship.
- Any Web.com Tour member who wins three events in the same calendar year becomes eligible immediately for PGA TOUR membership in the current year and is exempt from the reshuffle the following year.

For the Web.com Tour:

- Winners of Web.com Tour events are fully exempt for Web.com Tour Regular Season events for the balance of the year of their win and the following full year. They are then eligible via Past Champion categories for an additional eight years.
- The top 75 players on the Web.com Tour Regular Season money list are fully exempt for the following year's Web.com Tour Regular Season events.
- The next 25 players on the Web.com Tour Finals money list who did not earn PGA TOUR cards are fully exempt for the following year's Web.com Tour Regular Season events.
- Finishers 76 to 100 on the Web.com Tour Regular Season money list are conditionally exempt for the following year's Web.com Tour Regular Season events.
- Winners of Web.com Tour events are exempt for the particular tournament won for the following five years.
- Finishers 76-85 on the Web.com Tour Regular Season money list are exempt to Web.com Tour Qualifying Tournament Finals.
- PGA TOUR 126-150 in FedExCup points are eligible in the current year for the Web.com Tour Finals and are fully exempt for the following year on the Web.com Tour.
- PGA TOUR 151-200 in FedExCup points are eligible in the current year for the Web.com Tour Finals and have conditional status for the following year on the Web.com Tour.

Other Performance Benefits:

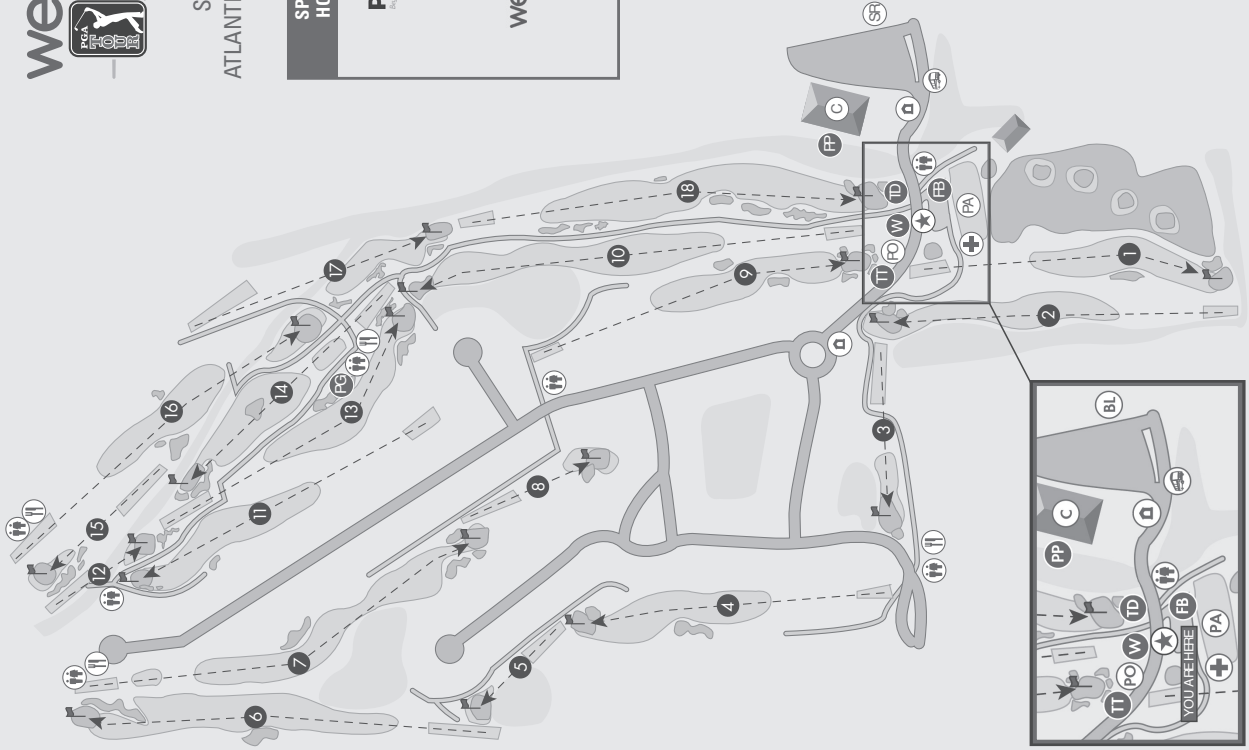
- Players within the next 50 players who did not earn a PGA TOUR card through the Web.com Tour Finals are exempt into the final stage of the Web.com Tour Qualifying Tournament.
- Finishers 86 to 100 on the Web.com Tour Regular Season money list and any player who played in the Web.com Tour Finals are exempt into the second stage of the Web.com Tour Qualifying Tournament.
- Winners of Web.com Tour tournaments in the previous three seasons are exempt into the second stage of the Web.com Tour Qualifying Tournament.
- Finishers 1 through 50 on the previous year's Web.com Tour Regular Season money list and winners of Web.com Tour events in the current year and previous year are exempt from local qualifying for the U.S. Open.

Course Map



SEPTEMBER 17-23
ATLANTIC BEACH COUNTRY CLUB

SPECIAL THANKS TO OUR HOSPITALITY SPONSORS



OPEN TO PUBLIC VENUES

- SOCIAL REPORT BIKEVALET
- CLUBHOUSE
- CONCESSIONS
- FIRST AID
- SHUTTLE DROP/PICK UP
- MAIN ENTRANCE/WILL CALL
- PATRIOTS OUTPOST CONCESSIONS
- PRACTICE AREA
- RESTROOMS

HOSPITALITY VENUES

- THE DECK ON 18
- WEB.COM
- PIVOT PASS
- PRATT GUYS PERGOLA
- FLORIDA BLUE LOUNGE
- TAPS & TACOS BY BREWZ

ATLANTIC BEACH COUNTRY CLUB

HOLE	1	2	3	4	5	6	7	8	9	OUT
PAR	4	4	3	4	3	5	5	3	4	35
YARDS	385	444	229	387	153	562	575	169	435	3339
<hr/>										
HOLE	10	11	12	13	14	15	16	17	18	IN
PAR	5	4	3	4	4	3	4	4	5	36
YARDS	600	441	165	420	369	168	472	330	545	3510
<hr/>										
TOTAL	PAR 71	YARDS 6649								

Download the PGA TOUR app to enhance your tournament experience, with convenient access to Pairings, Course Information, Tee-Times, Live-Scoring, Player Scorecards and more.



@webtourchampionship

@webtourchamp

#WEBTOURCHAMP

Web.com Tour Championship History



2017 Champion - Jonathan Byrd

Five-time PGA TOUR winner Jonathan Byrd punched his ticket back to the PGA TOUR after winning the 2017 Web.com Tour Championship for his first Web.com Tour victory in over 16 years. Byrd entered the final round, which was postponed to Monday after severe rain on Sunday, with a two-shot cushion but rolled in a birdie at the last for a 4-under 67 and a four-shot victory over Shawn Stefani and Sam Saunders.

"I think every win is special, they all stand alone, but this one is just -- this one's very gratifying," Byrd said. "I think a lot more hard work went into getting this win and I got tired of telling my kids and my kids kept praying, 'I want to pray for daddy to get a win.' It's been a while. My youngest, the 5-year-old, has never got to see me win a tournament and she got to be here today. So it's just very gratifying, very satisfying to just kind of keep laboring, keep laboring and it finally come to pass."

At times in recent years the labor didn't seem to match the reward. He even considered not coming to Atlantic Beach Country Club despite being just an hour and half down the road from his home in Sea Island, Georgia, because he'd missed the cut in his last two starts and wasn't feeling like his game was where it needed to be. A pep talk from wife Amanda changed that, though.

"It's so satisfying," Byrd said. "The last three years have just felt really long. They've been good for me, I wouldn't change it a bit. I've built some great friendships out here and it's been good for my family. A little bit of trial and tribulation. Just golf hasn't come real easy the last three years and I've struggled with my confidence."

Since losing his fully-exempt status on TOUR in 2015 with a 158th-place finish in the FedExCup standings, Byrd bounced back and forth the last couple years between the TOUR, where he played with conditional status under the past champions category, and the Web.com Tour. The road hasn't always been easy after failing to finish inside the Regular Season or Finals money list each of the last three years.

"I mean, to come all the way to this week and just not feel like I had it and just kind of muster something up this week," Byrd said. "I did play a course that I felt suited my game beautifully and the conditions suited my game, so that was fortunate. But just kind of you got it rolling. You never know when it's going to be your week and this week was my week. I played great, I got great breaks to go along with it, I made putts and it just kind of came easy this week."



2017 Champion **Jonathan Byrd**

Jonathan Byrd – 2017 Web.com Tour Championship at Atlantic Beach Country Club

Hole	1	2	3	4	5	6	7	8	9	Out	10	11	12	13	14	15	16	17	18	In	Total
Par	4	4	3	4	3	5	5	3	4	35	5	4	3	4	4	3	4	4	5	36	71
Round 1	5	4	3	3	3	4	5	3	3	33	4	4	3	3	3	3	3	4	4	31	64
Round 2	4	4	3	4	2	5	4	2	3	31	4	4	3	4	3	2	5	4	5	34	65
Round 3	4	4	2	3	3	4	6	2	3	31	4	4	3	4	3	3	4	4	4	33	64
Round 4	3	4	3	4	2	5	4	3	4	32	5	4	3	4	4	3	4	4	4	35	67

260 (-24)

History at a Glance

Final Round	Winner	Score	Runner(s)-up	Score	Location	Par/Yards	Purse	First Place
10/17/1993	David Duval	277	Danny Briggs	278	Pumpkin Ridge GC, Cornelius, OR	71/6,839	\$200,000	\$36,000
10/16/1994	Mike Schuchart	277	Emlyn Aubrey/ Jeff Cook/Lee Rinker	278	Pumpkin Ridge GC Cornelius, OR	71/6,839	\$225,000	\$40,500
10/22/1995	Allen Doyle*	283	John Maginnes	283	Settindown Creek GC, Roswell, GA	72/7,054	\$250,000	\$45,000
10/20/1996	Stewart Cink	281	David Berganio, Jr.	285	Settindown Creek GC, Roswell, GA	72/7,054	\$250,000	\$45,000
10/19/1997	Steve Flesch	278	Chris Smith	282	Grand National GC (Lake), Opelika, AL	72/7,169	\$300,000	\$54,000
10/25/1998	Bob Burns	283	Jeff Gove	286	Magnolia Grove (Crossings), Mobile, AL	72/7,154	\$300,000	\$63,000
10/24/1999	Bob Heintz*	283	Marco Dawson	283	Highland Oaks GC, Dothan, AL	72/7,407	\$400,000	\$72,000
10/29/2000	Spike McRoy	272	Briny Baird	277	Highland Oaks GC, Dothan, AL	72/7,407	\$550,000	\$99,000
10/28/2001	Pat Bates	284	Tom Carter Brenden Pappas	287	The Senator Course, Prattville, AL	72/7,656	\$600,000	\$108,000
10/27/2002	Patrick Moore+	206	Steven Alker/ Mike Heinen/Jeff Klauk	208	The Senator Course, Prattville, AL	72/7,685	\$600,000	\$108,000
11/2/2003	Chris Couch	270	D.J. Brigman	273	The Senator Course, Prattville, AL	72/7,661	\$625,000	\$112,500
10/31/2004	Nick Watney	273	Brett Wetterich	276	The Senator Course, Prattville, AL	72/7,661	\$625,000	\$112,500
10/30/2005	David Branshaw	276	Eric Axley	278	The Senator Course, Prattville, AL	72/7,661	\$650,000	\$117,000
11/12/2006	Craig Kanada	275	Andrew Buckle Matt Kuchar	276	The Houstonian G&CC, Richmond, TX	72/7,240	\$750,000	\$135,000
11/4/2007	Richard Johnson	264	Michael Letzig	265	Barona Creek Golf Club, Lakeside, CA	71/7,328	\$775,000	\$139,500
11/9/2008	Matt Betencourt	267	Jeff Klauk	268	TPC Craig Ranch, McKinney, TX	71/7,438	\$1,000,000	\$180,000
10/25/2009	Matt Every	267	Michael Sim	270	Daniel Island Club, Daniel Island, SC	72/7,446	\$1,000,000	\$180,000
10/31/2010	Brendan Steele*	275	Colt Knost	275	Daniel Island Club, Daniel Island, SC	72/7,446	\$1,000,000	\$180,000
10/30/2011	Ken Duke	278	Scott Brown	280	Daniel Island Club, Daniel Island, SC	72/7,446	\$1,000,000	\$180,000
10/28/2012	Justin Bolli	268	James Hahn	270	TPC Craig Ranch, McKinney, TX	71/7,438	\$1,000,000	\$180,000
9/29/2013	Chesson Hadley	270	Brad Fritsch/ Scott Gardiner/ John Peterson/ Brendon Todd	272	TPC Sawgrass (Dye's Valley) Ponte Vedra Beach, FL	70/6,864	\$1,000,000	\$180,000
9/21/2014	Derek Fathauer	266	Zac Blair	267	TPC Sawgrass (Dye's Valley) Ponte Vedra Beach, FL	70/6,864	\$1,000,000	\$180,000
10/4/2015	Emiliano Grillo	266	Chez Reavie	267	TPC Sawgrass (Dye's Valley) Ponte Vedra Beach, FL	70/6,864	\$1,000,000	\$180,000
10/9/2016**	Event Cancelled					Atlantic Beach C.C., Atlantic Beach, FL		
10/1/2017	Jonathan Byrd	260	Sam Saunders	264	Atlantic Beach C.C., Atlantic Beach, FL	71/6,849	\$1,000,000	\$180,000

* = Playoff; + = Cut to 54 holes due to weather ** = Tournament cancelled due to Hurricane Mathew



Web.com Tour Championship Records

Best 18-Hole Score:

60 (11-under), **Michael Letzig**, first round, 2007
62 (10-under), **Daniel Chopra**, second round, 2011
62 (8-under), **Tommy Gainey**, second round, 2014
62 (8-under), **Roberto Castro**, fourth round, 2015
63 (9-under), **Jay Delsing**, second round, 2002
63 (9-under), **Matt Every**, second round, 2009
63 (8-under), **Gary Christian**, first round, 2007
63 (8-under), **Tjaart van der Walt**, first round, 2007
63 (7-under), **Ash Hall**, first round, 2013
63 (7-under), **Zac Blair**, first round, 2014
63 (7-under), **Nick Taylor**, fourth round, 2014
63 (7-under), **Rhein Gibson**, first round, 2015
64 (8-under), **Chris Tidland**, second round, 2003
64 (8-under), **David Hearn**, second round, 2004
64 (8-under), **Nick Watney**, second round, 2004
64 (8-under), **Craig Kanada**, second round, 2006
64 (8-under), **Michael Sim**, first round, 2009
64 (8-under), **Jerod Turner**, second round, 2009
64 (7-under), **James Hahn**, third round, 2012
64 (7-under), **Morgan Hoffman**, fourth round, 2012
64 (6-under), **Mark Anderson**, first round, 2013
64 (6-under), **Robert Karlsson**, first round, 2013
64 (6-under), **Troy Merritt**, second round, 2013
64 (6-under), **Sam Saunders**, first round, 2015
64 (6-under), **Oscar Fraustro**, first round, 2015
64 (6-under), **Lucas Glover**, first round, 2015
64 (6-under), **Emiliano Grillo**, second round, 2015

Best First-Round Score:

60 (11-under), **Michael Letzig**, 2007
63 (8-under), **Gary Christian**, 2007
63 (8-under), **Tjaart van der Walt**, 2007
63 (7-under), **Ash Hall**, 2013
63 (7-under), **Zac Blair**, 2014
63 (7-under), **Rhein Gibson**, 2015
64 (8-under), **Michael Sim**, 2009
64 (7-under), **James Driscoll**, 2007
64 (7-under), **Darron Stiles**, 2008
64 (6-under), **Mark Anderson**, 2013
64 (6-under), **Robert Karlsson**, 2013
64 (6-under), **Sam Saunders**, 2015
64 (6-under), **Oscar Fraustro**, 2015
64 (6-under), **Lucas Glover**, 2015

Best Second-Round Score:

62 (10-under), **Daniel Chopra**, 2011
62 (8-under), **Tommy Gainey**, 2014
63 (9-under), **Jay Delsing**, 2002
63 (9-under), **Matt Every**, 2009
64 (8-under), **Chris Tidland**, 2003

64 (8-under), **David Hearn**, 2004
64 (8-under), **Nick Watney**, 2004
64 (8-under), **Craig Kanada**, 2006
64 (8-under), **Jerod Turner**, 2009
64 (7-under), **Kyle Reifers**, 2008
64 (7-under), **Casey Wittenberg**, 2008
64 (6-under), **Troy Merritt**, 2013
64 (6-under), **Emiliano Grillo**, 2015

Best Third-Round Score:

63 (8-under), **Scott Gardiner**, 2007
63 (8-under), **Peter Tomasulo**, 2008
63 (8-under), **Matt Bettencourt**, 2008
64 (7-under), **John Kimbell**, 2007
64 (7-under), **Bryce Molder**, 2008
64 (7-under), **James Hahn**, 2012

Best Final-Round Score:

62 (8-under), **Robert Castro**, 2015
63 (7-under), **Nick Taylor**, 2014
64 (7-under), **Webb Simpson**, 2008
64 (7-under), **Morgan Hoffmann**, 2012
65 (7-under), **Ricky Barnes**, 2006
65 (6-under), **Tim Loustalot**, 1994
65 (6-under), **Tom Scherrer**, 1994
65 (6-under), **Jeff Gallagher**, 2000
65 (6-under), **David Hearn**, 2007
65 (6-under), **Garth Mulroy**, 2007
65 (6-under), **Jeremy Anderson**, 2007
65 (6-under), **Jeff Klauk**, 2008
65 (6-under), **Colt Knost**, 2008
65 (6-under), **Aron Price**, 2008
65 (5-under), **Brendon Todd**, 2013

Best First 36-Hole Score:

126 (60-66), 16-under, **Michael Letzig**, 2007
128 (63-65), 12-under, **Zac Blair**, 2014
130 (66-64), 12-under, **Richard Johnson**, 2007
130 (66-64), 10-under, **Emiliano Grillo**, 2015
131 (67-64), 13-under, **Justin Bolli**, 2004
131 (65-66), 11-under, **Jim McGovern**, 2007
131 (66-65), 11-under, **Tom Scherrer**, 2007
131 (65-66), 11-under, **B.J. Staten**, 2007
131 (67-64), 11-under, **Roland Thatcher**, 2007
131 (63-68), 11-under, **Tjaart van der Walt**, 2007
131 (64-67), 11-under, **Darron Stiles**, 2008
131 (66-65), 11-under, **Garrett Osborn**, 2007
131 (65-66), 9-under, **Garrett Osborn**, 2013
131 (65-66), 9-under, **Derek Fathauer**, 2014
131 (64-67), 9-under, **Lucas Glover**, 2015

Best 54-Hole Score:

197 (66-64-67), 16-under, **Richard Johnson**, 2007
197 (66-64-67), 13-under, **Emiliano Grillo**, 2015
198 (66-67-65), 18-under, **Chris Couch**, 2003
198 (66-65-67), 15-under, **Tom Scherrer**, 2007
198 (68-67-63), 15-under, **Matt Bettencourt**, 2008
198 (67-67-64), 15-under, **Bryce Molder**, 2008
198 (66-67-68), 12-under, **Derek Fathauer**, 2014

Best 72-Hole Score:

264 (66-64-67-67), 20-under, **Richard Johnson**, 2007
265 (60-66-73-66), 19-under, **Michael Letzig**, 2007

Low Finish by a Winner:

65 (6-under), **Justin Bolli**, 2012
66 (6-under), **Craig Kanada**, 2006
67 (5-under), **Matt Every**, 2009
67 (4-under), **Richard Johnson**, 2007
68 (4-under), **David Duval**, 1993
68 (4-under), **Ken Duke**, 2011

High Finish by a Winner:

74 (2-over), **Bob Burns**, 1998
73 (2-over), **Mike Schuchart**, 1994
73 (1-over), **Stewart Cink**, 1996
73 (1-over), **Steve Flesch**, 1997
73 (1-over), **Brendan Steele**, 2010

Low Start by a Winner:

65 (5-under), **Chesson Hadley**, 2013
65 (6-under), **Justin Bolli**, 2012
65 (5-under), **Chesson Hadley**, 2013
66 (6-under), **Stewart Cink**, 1996
66 (6-under), **Steve Flesch**, 1997
66 (6-under), **Brendan Steele**, 2010
66 (4-under), **Emiliano Grillo**, 2015

High Start by a Winner:

74 (2-over), **Spike McRoy**, 2000

Largest 18-Hole Lead:

3 strokes, **Perry Moss**, 1998
3 strokes, **Michael Letzig**, 2007
3 strokes, **Michael Sim**, 2009

Largest 36-Hole Lead:

4 strokes, **Richard Johnson**, 2007
3 strokes, **Steve Flesch**, 1997

Web.com Tour Championship Records

Largest 54-Hole Lead:

5 strokes, **Brendan Steele**, 2010
4 strokes, **Steve Flesch**, 1997
4 strokes, **Bob Burns**, 1998
4 strokes, **Spike McRoy**, 2000
4 strokes, **Chris Couch**, 2003
4 strokes, **David Branshaw**, 2005

Most Tied for 18-Hole Lead:

6 players – 2012
3 players – 1995, 1996, 1997, 2005, 2006, 2010

Most Tied for 36-Hole Lead:

5 players – 2006

Most Tied for 54-Hole Lead:

2 players – 1999, 2004, 2012

Largest Margin of Victory:

5 strokes, **Spike McRoy**, 2000

Playoffs:

Allen Doyle def. **John Maginnes**, 1995
(par on first extra hole)

Bob Heintz def. **Marco Dawson**, 1999
(birdie on first extra hole)

Brendan Steele def. **Colt Knost**, 2010
(birdie on the fourth extra hole)

Best Come-from-Behind Victory:

6 strokes, **Craig Kanada**, 2006
4 strokes, **Patrick Moore**, 2002

Wire-to-Wire Winners:

None

Holes-in-One (14):

David Duval, final round, 1993
Mike Small, second round, 1997
Garrett Willis, first round, 1999
R.W. Eaks, second round, 2000
Jeff Gallagher, final round, 2000
Ted Purdy, first round, 2003
Bo Van Pelt, final round, 2003
Esteban Toledo, third round, 2009
Steven Bowditch, third round, 2010
Richard Scott, fourth round, 2012
Rob Oppenheim, fourth round, 2012 (par-4)
Mark Anderson, first round, 2013
Andrew Putnam, third round, 2013
Smylie Kaufman, first round, 2015

Two Eagles in one round:

Pat Perez, third round, 2000
Tom Scherrer, third round, 2007
Chris Tidland, first round, 2008
Bill Lunde, first round, 2008

Double Eagles:

Rob Oppenheim, fourth round, 2012 (par-4)

Best Birdie Streak:

8, **Michael Sim**, 2009, first round, Nos. 4-11

Best Birdie-Eagle Streak:

6, **Matt Bettencourt**, (B-B-B-B-E-B/7-under), 2008, third round, Nos. 5-10

Four Rounds in the 60s:

11 players, 2007
8 players, 2015
4 players, 2008, 2013
2 players, 2014
1 player, 2012

Players who made the Tour Championship their first victory:

Steve Flesch, 1997
Nick Watney, 2004
Matt Every, 2009
Brendan Steele, 2010
Derek Fathauer, 2014
Emiliano Grillo, 2015

Top-50 Career Money Winner

	Name	Events	Earnings
1	Ken Duke	5	\$230,067
2	Justin Bolli	7	226,859
3	Derek Fathauer	2	209,000
4	Matt Every	3	205,800
5	Sam Saunders	4	203,792
6	Jonathan Byrd	4	196,530
7	Colt Knost	4	185,630
8	Chesson Hadley	2	183,125
9	Jeff Klauk	6	182,994
10	Matt Bettencourt	2	182,650
T11	Emiliano Grillo	1	180,000
T11	Brendan Steele	1	180,000
13	David Branshaw	6	172,991
14	Craig Kanada	7	149,884
15	Richard Johnson	4	148,608
16	Jeff Gove	9	133,563
17	Chez Reavie	3	129,722

	Name	Events	Earnings
18	James Hahn	2	\$129,200
19	Chris Couch	3	122,695
20	Scott Gardiner	7	121,525
21	David Lingmerth	3	120,000
22	Pat Bates	5	117,769
23	Nick Watney	1	112,500
24	Michael Sim	2	110,775
25	D.J. Brigman	5	110,025
T26	Zac Blair	2	108,000
T26	Scott Brown	1	108,000
T26	Patrick Moore	1	108,000
29	Steve Wheatcroft	5	101,500
30	Spike McRoy	1	99,000
31	Chad Collins	7	98,329
32	Jason Gore	5	98,023
33	Darron Stiles	12	96,643
34	Peter Tomasulo	8	95,175

	Name	Events	Earnings
35	Brad Fritsch	4	\$94,630
36	David Hearn	5	93,963
37	Shawn Stefani	3	92,060
38	Paul Claxton	11	91,494
39	Brenden Pappas	4	89,813
40	Rob Oppenheim	5	89,500
41	Adam Hadwin	3	88,125
42	Michael Letzig	2	87,260
43	Jim Herman	4	82,027
44	Eric Axley	4	77,972
45	Bob Heintz	3	77,896
46	Tag Ridings	7	76,818
47	Cliff Kresge	6	76,062
48	Jamie Lovemark	4	75,263
49	Doug LaBelle II	8	74,985
50	Daniel Chopra	3	74,242

Top-50 Scoring Averages

	Name	Average	Rounds
1	Derek Fathauer	67.13	8
2	Sam Saunders	67.69	16
3	Chez Reavie	68.00	12
4	Austin Cook	68.25	8
T5	Tyler Duncan	68.38	8
T5	Chesson Hadley	68.38	8
7	Ryo Ishikawa	68.63	8
8	Kelly Grunewald	68.75	8
9	Bronson Burgoon	68.78	9
T10	Luke Guthrie	68.80	10
T10	Adam Hadwin	68.80	10
12	Colt Knost	68.81	16
T13	D.H. Lee	68.88	8
T13	Michael Letzig	68.88	8
15	Tom Hoge	68.92	12
T16	Adam Long	69.00	8
T16	Nicholas Thompson	69.00	16

	Name	Average	Rounds
18	Brendon Todd	69.13	8
19	Andrew Loupe	69.23	13
T20	Roberto Castro	69.25	16
T20	James Hahn	69.25	8
T20	David Lingmerth	69.25	12
23	Shawn Stefani	69.30	10
24	Jamie Lovemark	69.31	16
25	Matt Every	69.33	12
T26	Brice Garnett	69.36	14
T26	Cameron Percy	69.36	22
28	David Hearn	69.47	19
T29	Brad Fritsch	69.50	14
T29	Lee Williams	69.50	8
T29	Andrew Yun	69.50	8
32	Jeff Klauk	69.61	23
T33	Arjun Atwal	69.63	8
T33	David Duval	69.63	8

	Name	Average	Rounds
T33	Alex Prugh	69.63	24
36	Jonathan Byrd	69.64	14
T37	Andrew Putnam	69.67	12
T37	Tag Ridings	69.67	27
39	Brett Stegmaier	69.71	14
T40	Matt Jones	69.75	12
T40	Ben Martin	69.75	8
T40	Kevin Tway	69.75	8
T43	Blake Adams	69.80	10
T43	Oscar Fraustro	69.80	10
45	Steve Wheatcroft	69.81	16
46	Spencer Levin	69.83	12
T47	Ricky Barnes	69.85	13
T47	Rob Oppenheim	69.85	20
49	3 Tied with	69.88	

*Minimum eight rounds

Top-10 Finishes by Player

Player	Top-10 Finishes	Year (Finish)
Michael Clark II	3	1997 (T5), 1998 (T4), 1999 (T8)
Chad Collins	3	2005 (T10), 2009 (T7), 2014 (T8)
Joe Durant	3	1995 (T5), 1996 (T5), 2013 (T8)
Jeff Gove	3	1998 (2), 1999 (T3), 2011 (T5)
Franklin Langham	3	1993 (4), 1995 (T9), 2004 (T3)
Sam Saunders	3	2014 (T7), 2015 (3), 2017 (T2)
Emlyn Aubrey	2	1994 (T2), 1998 (T7)
Chris Baryla	2	2006 (T10), 2009 (T7)
Justin Bolli	2	2004 (T5), 2012 (1)
D.J. Brigman	2	2003 (2), 2008 (T9)
Roberto Castro	2	2015 (T10), 2017 (T8)
Paul Claxton	2	2006 (T8), 2010 (10)
Ken Duke	2	2003 (4), 2011 (1)
David Duval	2	1993 (1), 1994 (T6)
Brad Fabel	2	1994 (8), 1995 (3)
Derek Fathauer	2	2014 (1), 2015 (9)
Brad Fritsch	2	2012 (T9), 2013 (T2)
Scott Gardiner	2	2007 (T5), 2013 (T2)
Tom Gillis	2	2009 (T7), 2014(T8)
Mathew Goggin	2	2004 (T5), 2005 (6)
Kelly Grunewald	2	2000 (T5), 2007 (T8)
Luke Guthrie	2	2012 (T9), 2015 (T10)
Adam Hadwin	2	2012 (T3), 2014 (T4)
David Hearn	2	2007 (7), 2010 (4)
Mike Heinen	2	1993 (5), 2002 (T2)
Jim Herman	2	2010 (T7), 2014 (T4)
Glen Hnatiuk	2	1996 (T3), 1997 (9)
Ryan Howison	2	1998 (T9), 1999(T10)
Brian Kamm	2	1997 (T5), 2000 (T8)
Jeff Klauk	2	2002 (T2), 2008 (2)
Colt Knost	2	2008 (T3), 2010 (P2)
Cliff Kresge	2	2006 (T10), 2012 (T6)
Danny Lee	2	2011 (T8), 2013 (T8)
David Lingmerth	2	2011 (T3), 2012 (T9)
Tim Loustalot	2	1993 (6), 1994 (T9)
Jamie Lovemark	2	2010 (T7), 2013 (T8)
John Maginnes	2	1994 (5), 1995 (2)
Sean Murphy	2	1995 (4), 1998 (T4)
Brenden Pappas	2	2001 (T2), 2007 (T5)
Brett Quigley	2	1996 (T8), 2001 (T8)
John Riegger	2	1999 (T8), 2000 (T3)
Darren Stiles	2	2004 (T10), 2006 (T6)
Peter Tomasulo	2	2005 (4), 2008 (5)
Tyron van Aswegen	2	2014 (T4), 2015 (T5)
Steve Wheatcroft	2	2009 (T3), 2011 (T8)
Joe Affrunti	1	2010 (3)
Thomas Aiken	1	2015 (T5)
Rafael Alarcon	1	1996 (T5)
Anders Albertson	1	2017 (T8)
Steven Alker	1	2002 (T2)
Stuart Appleby	1	1995 (T7)
Ryan Armour	1	2005 (T7)
Eric Axley	1	2005 (2)
Briny Baird	1	2000 (2)
Ricky Barnes	1	2006 (4)

Player	Top-10 Finishes	Year (Finish)
Ben Bates	1	1997 (T10)
Pat Bates	1	2001 (1)
Camilo Benedetti	1	2011 (T5)
David Berganio, Jr.	1	1996 (2)
Oskar Bergman	1	2008 (T7)
Travis Bertoni	1	2014 (7)
Matt Bettencourt	1	2008 (1)
Zac Blair	1	2014 (2)
Jonas Blixt	1	2011 (T8)
Jason Bohn	1	2003 (T5)
Craig Bowden	1	2009 (T7)
Steven Bowditch	1	2005 (5)
David Branshaw	1	2005 (1)
Danny Briggs	1	1993 (2)
Scott Brown	1	2011 (2)
Olin Browne	1	1995 (T5)
Andrew Buckle	1	2006 (T2)
Jason Buha	1	2002 (T7)
Bronson Burgoon	1	2017 (4)
Bob Burns	1	1998 (1)
Jonathan Byrd	1	2017 (1)
Chad Campbell	1	2001 (4)
Miguel Angel Carballo	1	2014 (T8)
Mark Carnevale	1	1997 (4)
Jason Caron	1	2004 (T3)
Jim Carter	1	1994 (T6)
Tom Carter	1	2001 (T2)
Daniel Chopra	1	2011 (T3)
Stewart Cink	1	1996 (1)
Tim Clark	1	2000 (T9)
Austin Cook	1	2017 (T8)
Jeff Cook	1	1994 (T2)
Jeff Coston	1	1993 (T7)
Keoke Cotner	1	2002 (T7)
Chris Couch	1	2003 (1)
Ben Crane	1	2001 (T5)
Jess Daley	1	2003 (7)
Joe Daley	1	2000 (T5)
Marco Dawson	1	1999 (2)
Jay Delsing	1	2002 (T10)
Bubba Dickerson	1	2005 (T7)
Chris DiMarco	1	1993 (T7)
Trevor Dodds	1	1997 (T5)
Allen Doyle	1	1995 (1)
James Driscoll	1	2007 (T8)
Jason Dufner	1	2001 (T5)
Joel Edwards	1	1999 (T6)
Matt Every	1	2009 (1)
Keith Fergus	1	1994 (T9)
Steve Flesch	1	1997 (1)
Jeff Freeman	1	2003 (T8)
Edward Fryatt	1	1999 (T6)
Jim Furyk	1	1993 (T10)
Jeff Gallagher	1	2000 (T9)
Rhein Gibson	1	2015 (4)
Fabian Gomez	1	2009 (T7)
Andres Gonzales	1	2013 (T8)

Top-10 Finishes by Player

Player	Top-10 Finishes	Year (Finish)
Jason Gore	1	2014 (3)
Jimmy Green	1	1998 (3)
Emiliano Grillo	1	2015 (1)
Nathan Green	1	2004 (T5)
Scot Gutschewski	1	2008 (T9)
Hunter Haas	1	2010 (T5)
Chesson Hadley	1	2013 (1)
James Hahn	1	2012 (2)
J.P. Hayes	1	1994 (T9)
Russell Henley	1	2012 (T6)
Bob Heintz	1	1999 (1)
Mark Hensby	1	2003 (T8)
Justin Hicks	1	2012 (5)
Charley Hoffman	1	2005 (T7)
Morgan Hoffmann	1	2012 (T3)
P.H. Horgan III	1	1996 (T10)
Billy Hurley III	1	2013 (T8)
Tripp Isenhour	1	2006 (T10)
Ryo Ishikawa	1	2013 (T8)
Eric Johnson	1	1996 (T10)
Jim Johnson	1	1999 (5)
Richard Johnson	1	2007 (1)
Zach Johnson	1	2003 (3)
Matt Jones	1	2017 (T5)
Jeff Julian	1	1998 (T7)
Craig Kanada	1	2006 (1)
Skip Kendall	1	1996 (7)
John Kernohan	1	2000 (T5)
Patton Kizzire	1	2015 (T5)
Russell Knox	1	2013 (T6)
Jason Kokrak	1	2011 (T5)
Matt Kuchar	1	2006 (T2)
Martin Laird	1	2007 (T3)
Doug LaBelle II	1	2006 (5)
Steve LeBrun	1	2005 (T10)
Marc Leishman	1	2008 (T7)
Greg Leshar	1	1997 (T10)
Michael Letzig	1	2007 (2)
J.L. Lewis	1	1997 (3)
Edward Loar	1	2012 (8)
Andrew Loupe	1	2013 (T6)
John Maginnes	1	1998 (T4)
Steve Marino	1	2006 (T6)
Doug Martin	1	1993 (T10)
Bob May	1	1993 (3)
Spike McRoy	1	2000 (1)
Eric Meeks	1	2002 (T5)
Shaun Micheel	1	1999 (T3)
Bryce Molder	1	2008 (T3)
Patrick Moore	1	2002 (1)
Perry Moss	1	1998 (T9)
Michael Muehr	1	2000 (T3)
Garth Mulroy	1	2007 (T8)
Arron Oberholser	1	2002 (T5)
Sean O'Hair	1	2013 (T8)
Tim O'Neal	1	2006 (T8)
Rob Oppenheim	1	2017 (T5)

Player	Top-10 Finishes	Year (Finish)
Garrett Osborn	1	2008 (T3)
Rod Pampling	1	2001 (T5)
Sung-Joon Park	1	2014 (T8)
Dennis Paulson	1	1998 (T9)
Cameron Percy	1	2009 (T5)
John Peterson	1	2013 (T2)
Matt Peterson	1	2000 (8)
Tim Petrovic	1	2001 (T8)
Lee Porter	1	1996 (T3)
Alistair Presnell	1	2011 (T8)
Chez Reavie	1	2015 (2)
Don Reese	1	1998 (T9)
Tag Ridings	1	2010 (T7)
Lee Rinker	1	1994 (T2)
Steve Rintoul	1	1993 (T7)
John Rollins	1	2001 (T8)
Hugh Royer III	1	1995 (T7)
Tom Scherrer	1	2007 (T3)
Mike Schuchart	1	1994 (1)
Jason Shultz	1	2004 (T10)
Tom Shaw	1	1997 (T5)
Wes Short	1	2003 (T8)
Michael Sim	1	2009 (2)
Heath Slocum	1	2014 (T8)
Byron Smith	1	2013 (T8)
Chris Smith	1	1997 (2)
Jerry Smith	1	2005 (3)
Brian Smock	1	2010 (T5)
Brandt Snedeker	1	2004 (T5)
Mike Sposa	1	1998 (T9)
Kevin Stadler	1	2004 (T5)
Kyle Stanley	1	2015 (T5)
B.J. Staten	1	2007 (T8)
Brendan Steele	1	2010 (1)
Shawn Stefani	1	2017 (T2)
Dave Stockton, Jr.	1	2002 (T10)
Josh Teater	1	2009 (T3)
Brian Tennyson	1	1999 (T10)
Roland Thatcher	1	2002 (T7)
Kyle Thompson	1	2004 (T10)
Chris Tidland	1	2003 (T8)
Brendon Todd	1	2013 (T2)
Esteban Toledo	1	2009 (T5)
Ethan Tracy	1	2017 (T8)
Cameron Tringale	1	2017 (T5)
David Toms	1	1995 (T9)
Bo Van Pelt	1	2003 (T5)
Bobby Wadkins	1	1997 (T10)
Charles Warren	1	2000 (T9)
Nick Watney	1	2004 (1)
Brett Wetterich	1	2004 (2)
Greg Whisman	1	1996 (T8)
Lee Williams	1	2013 (T8)
Tyler Williamson	1	2002 (T10)
Casey Wittenberg	1	2012 (T9)
Richard Zokol	1	1999 (T10)

Winners' Progression in Tournament Standings

Year	Winner	Standings After:	18	36	54	72
1993	David Duval		T2 (-1)	2 (-2)	2 (-3)	1 (+1)
1994	Mike Schuchart		T6 (-2)	1 (+1)	1 (+1)	1 (+1)
1995	Allen Doyle		T20 (-4)	2 (-1)	1 (+1)	1 (playoff)
1996	Stewart Cink		T1 (3-way)	1 (+2)	1 (+3)	1 (+4)
1997	Steve Flesch		T1 (3-way)	1 (+3)	1 (+4)	1 (+4)
1998	Bob Burns		T17 (-7)	T1 (2-way)	1 (+3)	1 (+3)
1999	Bob Heintz		T1 (2-way)	T1 (2-way)	T1 (2-way)	1 (playoff)
2000	Spike McRoy		T31 (-7)	T2 (-1)	1 (+4)	1 (+5)
2001	Pat Bates		T5 (-3)	T1 (3-way)	1 (+1)	1 (+3)
2002	Patrick Moore		T19 (-6)	T9 (-4)	1 (+2)	—
2003	Chris Couch		T2 (-1)	T1 (2-way)	1 (+4)	1 (+3)
2004	Nick Watney		T18 (-4)	3 (-2)	T1 (2-way)	1 (+3)
2005	David Branshaw		T13 (-4)	1 (+1)	1 (+4)	1 (+2)
2006	Craig Kanada		T44 (-6)	T6 (-1)	6 (-6)	1 (+1)
2007	Richard Johnson		T8 (-6)	2 (-4)	1 (+1)	1 (+1)
2008	Matt Bettencourt		T9 (-4)	T8 (-4)	T1 (2-way)	1 (+1)
2009	Matt Every		T15 (-6)	1(+1)	1 (+1)	1 (+3)
2010	Brendan Steele		T1 (3-way)	T1 (3-way)	1 (+5)	1 (playoff)
2011	Ken Duke		T30 (-6)	T14 (-6)	T2 (-1)	1 (+2)
2012	Justin Bolli		T1 (6-way)	T2 (-2)	T3 (-2)	1 (+2)
2013	Chesson Hadley		T4 (-2)	1 (+2)	T2 (-1)	1 (+2)
2014	Derek Fathauer		T2 (-2)	2 (-3)	1 (+1)	1(+1)
2015	Emiliano Grillo		T7 (-3)	1 (+1)	1 (+2)	1 (+1)
2017	Jonathan Byrd		T6 (-5)	T3 (-4)	1 (+2)	1 (+4)

Note: Numbers in parentheses indicate strokes behind or strokes ahead, in relation to the leader.

Winners' Statistical Rankings

Year	Winner	Fairways	GIR	Putts
1993	David Duval	n/a	n/a	n/a
1994	Mike Schuchart	n/a	n/a	n/a
1995	Allen Doyle	n/a	n/a	n/a
1996	Stewart Cink	n/a	n/a	n/a
1997	Steve Flesch	n/a	n/a	n/a
1998	Bob Burns	n/a	n/a	n/a
1999	Bob Heintz	40/56 (T20)	42/72 (T14)	113 (T4)
2000	Spike McRoy	40/56 (T24)	61/72 (1)	116 (T7)
2001	Pat Bates	44/56 (T7)	55/72 (1)	125 (T27)
2002	Patrick Moore	32/42 (T9)	45/54 (1)	92 (T41)
2003	Chris Couch	36/56 (T15)	53/72 (T6)	108 (T1)
2004	Nick Watney	31/56 (T29)	53/72 (T15)	111 (T2)
2005	David Branshaw	26/56 (T25)	51/72 (T6)	114 (T7)
2006	Craig Kanada	33/56 (T21)	50/72 (T21)	108 (T2)
2007	Richard Johnson	40/56 (T19)	58/72 (T20)	110 (T1)
2008	Matt Bettencourt	38/56 (T39)	57/72 (T12)	114 (T4)
2009	Matt Every	36/56 (T35)	56/72 (T6)	107 (1)
2010	Brendan Steele	33//56 (T39)	53/72 (T3)	111 (T6)
2011	Ken Duke	35/56 (T21)	50/72 (T7)	112 (T6)
2012	Justin Bolli	33/56 (T48)	58/72 (4)	119 (T20)
2013	Chesson Hadley	35/56 (T29)	52/72 (T6)	115 (T29)
2014	Derek Fathauer	33/56 (T45)	43/72 (T43)	98 (1)
2015	Emiliano Grillo	41/56 (T4)	58/72 (T1)	114 (T24)
2017	Jonathan Byrd	45/52 (T3)	61/72 (T7)	110 (T6)

Ages of Web.com Tour Championship Winners

Age Group	Wins	Players
20s	9	David Duval, Stewart Cink, Bob Heintz, Nick Watney, Matt Every, Brendan Steele, Chesson Hadley, Derek Fathauer, Emiliano Grillo
30s	12	Mike Schuchart, Steve Flesch, Bob Burns, Spike McRoy, Pat Bates, Patrick Moore, Chris Couch, David Branshaw, Craig Kanada, Richard Johnson, Matt Bettencourt, Justin Bolli, Jonathan Byrd
40s	2	Allen Doyle, Ken Duke
Oldest	Allen Doyle	47 years, 2 months, 26 days
Youngest	David Duval	21 years, 11 months, 8 days

Year	Winner	Birthdate	Age won
1993	David Duval	11/9/71	21 years, 11 months, 8 days
1994	Mike Schuchart	4/6/61	33 years, 6 months, 10 days
1995	Allen Doyle	7/26/48	47 years, 2 months, 26 days
1996	Stewart Cink	5/21/73	23 years, 4 months, 29 days
1997	Steve Flesch	5/23/67	30 years, 4 months, 26 days
1998	Bob Burns	4/5/68	30 years, 6 months, 20 days
1999	Bob Heintz	5/1/70	29 years, 5 months, 23 days
2000	Spike McRoy	5/20/68	32 years, 5 months, 9 days
2001	Pat Bates	7/26/69	32 years, 3 months, 2 days
2002	Patrick Moore	4/28/70	32 years, 5 months, 29 days
2003	Chris Couch	5/1/73	30 years, 6 months, 1 day
2004	Nick Watney	4/25/81	23 years, 6 months, 6 days
2005	David Branshaw	9/25/69	36 years, 1 month, 5 days
2006	Craig Kanada	10/2/68	38 years, 1 month, 10 days
2007	Richard Johnson	2/2/72	35 years, 9 months, 2 days
2008	Matt Bettencourt	4/12/75	33 years, 6 months, 27 days
2009	Matt Every	12/4/83	25 years, 10 months, 21 days
2010	Brendan Steele	4/5/83	27 years, 6 months, 26 days
2011	Ken Duke	1/29/69	42 years, 9 months, 1 day
2012	Justin Bolli	3/18/76	36 years, 7 months, 10 days
2013	Chesson Hadley	7/5/87	26 years, 2 months, 24 days
2014	Derek Fathauer	1/20/86	28 years, 8 months, 1 day
2015	Emiliano Grillo	9/14/92	23 years, 20 days
2017	Jonathan Byrd	1/27/78	39 years, 8 months, 4 days

Round-by-Round Scoring Averages for Web.com Tour Championship

Year	Par	Round 1	Round 2	Round 3	Round 4	Total	Rank
Pumpkin Ridge Golf Club (Ghost Creek Course), Cornelius, OR							
1993	71	73.500	71.800	72.840	73.880	73.005	6 of 29
1994	71	72.500	72.920	71.920	72.180	72.380	4 of 28
Settindown Creek Golf Club, Roswell, GA							
1995	72	72.740	73.520	75.480	72.940	73.670	2 of 30
1996	72	71.900	74.860	75.700	74.900	74.390	1 of 29
Grand National Golf Club (Lake Course), Opelika, AL							
1997	72	74.080	73.160	72.620	75.140	73.750	5 of 28
Magnolia Grove (Crossings Course), Mobile, AL							
1998	72	72.340	76.580	72.800	73.700	74.355	2 of 30
Highland Oaks Golf Club, Dothan, AL							
1999	72	72.900	72.720	75.060	73.780	73.615	7 of 30
2000	72	73.345	71.618	71.750	72.196	72.235	14 of 31
Senator Course at Capitol Hill, Prattville, AL							
2001	72	73.736	76.604	74.642	72.623	74.401	2 of 29
2002	72	72.111	70.865	73.019	—	72.000	15 of 29
2003	72	70.982	71.564	71.407	72.537	71.619	17 of 31
2004	72	71.085	69.932	72.746	72.983	71.681	23 of 32
2005	72	72.288	73.220	73.000	73.390	72.975	10 of 32
The Houstonian Golf & Country Club, Richmond, TX							
2006	72	71.550	70.458	74.610	72.475	72.270	16 of 33
Barona Creek Golf Club, Lakeside, CA							
2007	71	68.161	68.286	68.286	68.946	68.420	34 of 34
TPC Craig Ranch, McKinney, TX							
2008	71	70.220	69.846	68.810	69.828	69.584	30 of 33
Daniel Island Club (Ralston Creek Course), Daniel Island, SC							
2009	72	71.362	70.293	71.439	71.088	71.043	25 of 32
2010	72	71.237	73.068	71.780	72.695	72.195	10 of 32
2011	72	71.317	71.017	74.783	73.900	72.754	5 of 28
TPC Craig Ranch, McKinney, TX							
2012	71	69.650	71.967	69.850	69.783	70.313	19 of 29
TPC Sawgrass (Dye's Valley Course), Ponte Vedra Beach, FL							
2013	70	70.113	70.541	70.015	70.970	70.384	9 of 27
2014	70	70.712	69.639	70.692	70.862	70.393	6 of 27
2015	70	70.112	69.860	69.917	69.429	69.874	7 of 27
Atlantic Beach Country Club, Atlantic Beach, FL							
2017	71	68.452	68.685	70.044	69.364	69.956	24 of 28

First-round leaders/co-leaders who have gone on to win (5 of 24):

Stewart Cink	1996
Steve Flesch	1997
Bob Heintz	1999
Brendan Steele	2010
Justin Bolli	2012

Second-round leaders/co-leaders who have gone on to win (12 of 24):

Mike Schuchart	1994
Stewart Cink	1996
Steve Flesch	1997
Bob Burns	1998
Bob Heintz	1999
Pat Bates	2001
Chris Couch	2003
David Branshaw	2005
Matt Every	2009
Brendan Steele	2010
Chesson Hadley	2013
Emiliano Grillo	2015

Third-round leaders/co-leaders who have gone on to win (18 of 24):

Mike Schuchart	1994
Allen Doyle	1995
Stewart Cink	1996
Steve Flesch	1997
Bob Burns	1998
Bob Heintz	1999
Spike McRoy	2000
Pat Bates	2001
Chris Couch	2003
Nick Watney	2004
David Branshaw	2005
Richard Johnson	2007
Matt Bettencourt	2008
Matt Every	2009
Brendan Steele	2010
Derek Fathauer	2014
Emiliano Grillo	2015
Jonathan Byrd	2017

Round-by-Round Leaders

Event	Round 1	Round 2	Round 3	Winner
1993	Jerry Haas (68/-3/+1)	Danny Briggs (-7/+2)	Danny Briggs (-7/+3)	David Duval (-7/+1)
1994	David Duval (67/-4/+1)	Mike Schuchart (-6/+1)	Mike Schuchart (-9/+1)	Mike Schuchart (-7/+1)
1995	John Maginnes (68/-4) Bill Murchison (68/-4) Phil Tataurangi (68/-4)	Eric Johnson (-5/+1)	Allen Doyle (-4/+1)	Allen Doyle (-5/playoff)
1996	David Berganio, Jr. (66/-6) Stewart Cink (66/-6) Joe Cioe (66/-6)	Stewart Cink (-7/+2)	Stewart Cink (-8/+3)	Stewart Cink (-7/+4)
1997	Mark Carnevale (69/-3) Steve Flesch (69/-3) Greg Lesher (69/-3)	Steve Flesch (-7/+3)	Steve Flesch (-11/+4)	Steve Flesch (-10/+4)
1998	Perry Moss (66/-6/+3)	Bob Burns (-2) Jimmy Green (-2)	Bob Burns (-7/+4)	Bob Burns (-5/+3)
1999	Jeff Gove (68/-4) Bob Heintz (68/-4)	Jeff Gove (-8) Bob Heintz (-8)	Bob Heintz (-5) Ryan Howison (-5)	Bob Heintz (-5/playoff)
2000	Michael Muehr (67/-5/+1)	Donnie Hammond (-7/+1)	Spike McRoy (-13/+4)	Spike McRoy (-16/+5)
2001	Don Reese (68/-4/+1)	Pat Bates (-1) Chad Campbell (-1) Rod Pampling (-1)	Pat Bates (-1/+1)	Pat Bates (-4/+3)
2002	Todd Barranger (65/-7/+2)	Jay Delsing (-8/+1)	Patrick Moore (-10/+2)	—
2003	Zach Johnson (65/-7/+1)	Chris Couch (-11) Ken Duke (-11)	Chris Couch (-18/+4)	Chris Couch (-18/+3)
2004	Darron Stiles (65/-7/+1)	Justin Bolli (-13/+1)	Justin Bolli (-12) Nick Watney (-12)	Nick Watney (-15/+3)
2005	Kevin Durkin (67/-5) Jon Mills (67/-5) David Morland IV (67/-5)	David Branshaw (-8/+1)	David Branshaw (-11/+4)	David Branshaw (-12/+2)
2006	Andrew Buckle Gary Christian Cliff Kresge (67/-5)	Chris Baryla Andrew Buckle Cliff Kresge Matt Kuchar Brandt Snedeker (-8)	Matt Kuchar (-13/+3)	Craig Kanada (-13/+1)
2007	Michael Letzig (60/-11/+3)	Michael Letzig (-16/+4)	Richard Johnson (-16/+1)	Richard Johnson (-20/+1)
2008	Darron Stiles (64/-7/+1)	Darron Stiles Garrett Osborn (-11)	Matt Bettencourt Bryce Molder (-15)	Matt Bettencourt (-17/+1)
2009	Michael Sim (64/-8/+3)	Matt Every (-11/+1)	Matt Every (-16/+1)	Matt Every (-21/+3)
2010	Joe Affrunti James Hahn Brendan Steele (66/-6)	Joe Affrunti Colt Knost Brendan Steele (-7)	Brendan Steele (-14/+5)	Brendan Steele (-13/playoff)
2011	Mark Anderson (66/-6/+1)	Jason Kokrak Daniel Chopra (-10)	Jason Kokrak (-7/+1)	Ken Duke (-10/+2)
2012	Justin Hicks Justin Bolli Michael Putnam Cliff Kresge Brad Fritsch Tag Ridings (65/-6)	Justin Hicks (-8/+2)	James Hahn Justin Hicks (-12)	Justin Bolli (-16/+2)
2013	Ash Hall (63/-7/+1)	Chesson Hadley (-9/+2)	Scott Gardiner (-10/+1)	Chesson Hadley (-10/+2)
2014	Zac Blair (63/-7/+2)	Zac Blair (-12/+3)	Derek Fathauer (-12/+1)	Derek Fathauer (-14/+1)
2015	Rhein Gibson (63/-7/+1)	Emiliano Grillo (-10/+1)	Emiliano Grillo (-13/+2)	Emiliano Grillo (-14/+1)
2017	Sam Saunders (59/-12/+3)	Sam Saunders (-17/+2)	Jonathan Byrd (-20/+2)	Jonathan Byrd (-24/+4)

KEY: Score/to par/margin of lead

Weather-Related Delays, Suspensions and Notes

1993	Thursday – Light rain Friday – Rain delay of 1:36; Lift, clean and place rules in effect
1994	Thursday/Friday – temperatures in the low-40s to upper-50s Saturday – 1:05 fog delay to begin play Sunday – 1:30 fog delay to begin play
1995	Friday – 1:15 rain delay starting at 1 p.m., winds gusting to 30 mph
1996	Friday – Rain, but no delays
1997	Thursday – Rain, but no delays
1998	Mostly sunny all week with temperatures in the mid-to-upper 70s
1999	No delays, highs in the mid-70s on Thursday and Friday; mid-60s on the weekend
2000	No delays – Highs in the low-80s all week
2001	Friday – High of 72 but gusting winds of 30 mph Saturday – Sunny and cold with a high of 57
2002	Thursday/Friday – cloudy with periods of drizzle and light rain Saturday – Steady rain all day. Play suspended 12:34-2:42 p.m. Play halted for day at 5:25 p.m. Sunday – Final round play began at 9:15 a.m. Heavy rain forced play to be suspended at 1:20 p.m. Officials cancelled fourth round at 2 p.m., reducing the tournament to 54 holes.
2003	No delays – Sunny and warm all week with temperatures in the low-80s
2004	Thursday – 1:25 fog delay to begin play, high of 87 Friday – 1:12 fog delay to begin play, high of 87 Saturday – 1:55 fog delay to begin play, high of 87 Sunday – 1:08 fog delay to begin play, high of 87
2005	Thursday – 30-minute frost delay at the beginning of play
2006	No delays – Mostly sunny all week, with temperatures reaching mid-80s the first two rounds, and mid-60s the final two days
2007	Thursday – 45-minute fog delay.
2008	No delays – Mostly sunny all week
2009	No delays – Partly cloudy all week
2010	No delays – Mostly sunny all week
2011	No delays – Mostly sunny all week, much cooler and windy Saturday and Sunday
2012	Fri-Sun – Cool and windy Sunday – 30-minute frost delay to begin play
2013	Thursday/Friday – showers, but no delays Saturday – Start delayed until 11:15 due to inclement weather Sunday – Start delayed until 11:30 due to morning rain
2014	Friday – Mostly Cloudy with afternoon thunderstorms. Play suspended 3:16-4:38 p.m. Play halted for the day at 7:27 p.m. Saturday – Mostly cloudy with bands of rainfall. Third-round players held in place 12:35-12:41 p.m. due to heavy downpour. Third-round play suspended due to heavy rain 2:30-4:20 p.m. Third round players held in place 5:45-5:55 p.m.
2015	Thursday – Partly cloudy. Wind NE 8-16 mph. High of 87. Friday – Overnight rainfall. Mostly cloudy with showers during the morning. Wind NE-NW 10-20 mph. High of 75. Saturday – Mostly cloudy. Wind NW 8-16 mph. High of 78. Sunday – Mostly cloudy. Wind W-NW 7-14 mph. High of 77.
2016	Web.com Tour Championship was cancelled due to the pending threat of Hurricane Matthew. An evacuation of Atlantic Beach was issued late Wednesday morning, of tournament week, by the city of Jacksonville.
2017	Saturday – Third round suspended from 10:08 a.m. to 10:26 a.m. due to heavy rain. Sunday – Heavy rain with peak wind gusts of 45 mph and accumulation of 1.90” throughout the morning. Final-round play postponed until Monday due to unplayable conditions.

Final Web.com Tour Money List Year by Year

Each year, many players go into the Web.com Tour Championship knowing they've earned their PGA TOUR cards for the following season. But there are also numerous instances where players' performances at the season-ending event will decide whether they'll graduate to the PGA TOUR or not. Here is a look at the money lists prior to the Web.com Tour Championship and how they looked after the tournament for each year since the Web.com Tour Championship's inception in 1993.

1993 (10 CARDS AWARDED)

BEFORE			AFTER		
Pos.	Player	Earnings	Pos.	Player	Tour Champ Finish
1.	Sean Murphy	\$162,743	1.	Sean Murphy	T12
2.	Stan Utley	143,267	2.	Doug Martin	T10
3.	Doug Martin	142,503	3.	Stan Utley	T41
4.	John Morse	121,447	4.	Bob May	3
5.	Bob May	115,656	5.	John Morse	T32
6.	Tommy Moore	99,434	6.	Tommy Moore	T16
7.	Olin Browne	97,754	7.	Olin Browne	T14
8.	Larry Silveira	92,058	8.	Larry Silveira	T36
9.	Curt Byrum	86,957	9.	Chris DiMarco	T7
10.	Chris DiMarco	83,687	10.	Curt Byrum	T24
28.	David Duval	49,882	11.	David Duval	1

1994 (10 CARDS AWARDED)

BEFORE			AFTER		
Pos.	Player	Earnings	Pos.	Player	Tour Champ Finish
1.	Chris Perry	\$165,731	1.	Chris Perry	T31
2.	Scott Gump	158,080	2.	Scott Gump	T16
3.	Pat Bates	151,475	3.	Pat Bates	T12
4.	Jim Carter	133,187	4.	Jim Carter	T6
5.	Skip Kendall	128,986	5.	Skip Kendall	T23
6.	Bruce Vaughn	128,312	6.	Bruce Vaughn	T33
7.	Tommy Armour III	124,955	7.	Tommy Armour III	T27
8.	David Duval	116,867	8.	David Duval	T6
9.	Jerry Haas	113,208	9.	Jerry Haas	T14
10.	Sonny Skinner	111,345	10.	Emlyn Aubrey	T2
15.	Emlyn Aubrey	94,157	11.	Sonny Skinner	T43
26.	Mike Schuchart	57,046	17.	Mike Schuchart	1

1995 (10 CARDS AWARDED)

BEFORE			AFTER		
Pos.	Player	Earnings	Pos.	Player	Tour Champ Finish
1.	Jerry Kelly	\$186,748	1.	Jerry Kelly	T24
2.	David Toms	168,017	2.	Allen Doyle	1
3.	Franklin Langham	152,115	3.	David Toms	T9
4.	Tom Scherrer	142,154	4.	Franklin Langham	T9
5.	Chris Smith	141,950	5.	Stuart Appleby	T7
6.	Stuart Appleby	135,044	6.	Tom Scherrer	T36
7.	Allen Doyle	131,652	7.	Chris Smith	T36
8.	Hugh Royer III	109,429	8.	Sean Murphy	4
9.	Matt Peterson	106,370	9.	Hugh Royer III	T7
10.	Stan Utley	104,420	10.	Brad Fabel	3
11.	Sean Murphy	102,735	11.	Matt Peterson	T12
15.	Brad Fabel	94,263	12.	Stan Utley	T12

1996 (10 CARDS AWARDED)

BEFORE			AFTER		
Pos.	Player	Earnings	Pos.	Player	Tour Champ Finish
1.	Stewart Cink	\$206,699	1.	Stewart Cink	1
2.	Michael Christie	191,033	2.	Michael Christie	T19
3.	Joe Durant	146,886	3.	Joe Durant	T5
4.	Dave Rummells	121,753	4.	David Berganio, Jr	2
5.	David Berganio, Jr.	117,672	5.	Brett Quigley	T8
6.	Brett Quigley	115,638	6.	Dave Rummells	T42
7.	P. H. Horgan III	115,135	7.	P. H. Horgan III	T10
8.	Brent Geiberger	101,192	8.	Lee Porter	T3
9.	Eric Johnson	98,304	9.	Skip Kendall	7
10.	Greg Twigg	97,510	10.	Eric Johnson	T10
11.	Skip Kendall	97,396	11.	Brent Geiberger	T21
15.	Lee Porter	89,280	12.	Greg Twigg	49

1997 (15 CARDS AWARDED)

BEFORE			AFTER		
Pos.	Player	Earnings	Pos.	Player	Tour Champ Finish
1.	Chris Smith	\$191,151	1.	Chris Smith	2
2.	Mark Carnevale	165,497	2.	Mark Carnevale	4
3.	Chris DiMarco	132,588	3.	Chris DiMarco	T23
4.	Trevor Dodds	117,858	4.	Steve Flesch	1
5.	R. W. Eaks	115,793	5.	Trevor Dodds	T5
6.	Barry Cheesman	115,653	6.	Barry Cheesman	T14
7.	Glen Hnatiuk	107,381	7.	J. L. Lewis	3
8.	Brian Kamm	104,880	8.	Brian Kamm	T5
9.	Joe Daley	104,307	9.	R. W. Eaks	T30
10.	Harrison Frazar	102,151	10.	Glen Hnatiuk	9
11.	Ahmad Bateman	100,080	11.	Joe Daley	T46
12.	Ben Bates	98,739	12.	Ben Bates	T10
13.	Mike Small	98,239	13.	Harrison Frazar	T30
14.	Rocky Walcher	95,694	14.	Mike Small	T17
15.	Bobby Wadkins	95,367	15.	Bobby Wadkins	T10
16.	J. L. Lewis	94,329	16.	Ahmad Bateman	T42
24.	Steve Flesch	79,190	17.	Rocky Walcher	48

1998 (15 CARDS AWARDED)

BEFORE			AFTER		
Pos.	Player	Earnings	Pos.	Player	Tour Champ Finish
1.	Robin Freeman	\$164,531	1.	Bob Burns	1
2.	Joe Ogilvie	154,925	2.	Robin Freeman	T14
3.	Eric Booker	148,668	3.	Joe Ogilvie	T26
4.	Charles Raulerson	140,316	4.	Eric Booker	T14
5.	Dennis Paulson	137,330	5.	John Maginnes	T4
6.	Woody Austin	136,097	6.	Dennis Paulson	T9
7.	Notah Begay III	132,964	7.	Charles Raulerson	28
8.	Mike Sposa	132,404	8.	Woody Austin	T14
9.	John Maginnes	125,960	9.	Mike Sposa	T9
10.	Tom Scherrer	124,276	10.	Notah Begay III	T23
11.	Doug Dunakey	124,202	11.	Jimmy Green	3
12.	Matt Gogel	118,499	12.	Sean Murphy	T4
13.	Emlyn Aubrey	116,842	13.	Emlyn Aubrey	T7
14.	Bob Burns	115,664	14.	Tom Scherrer	T14
15.	Sean Murphy	110,780	15.	Doug Dunakey	T20
21.	Jimmy Green	102,192	16.	Matt Gogel	T42

Final Web.com Tour Money List Year by Year (cont.)

1999 (15 CARDS AWARDED)

BEFORE			AFTER		
Pos.	Player	Earnings	Pos.	Player	Tour Champ Finish
1.	Carl Paulson	\$221,771	1.	Carl Paulson	47
2.	Joel Edwards	196,937	2.	Joel Edwards	T6
3.	Mathew Goggin	184,094	3.	Marco Dawson	P2
4.	Matt Gogel	178,173	4.	Mathew Goggin	T23
5.	Glen Hnatiuk	171,485	5.	Edward Fryatt	T6
6.	Edward Fryatt	169,356	6.	Bob Heintz	1
7.	Marco Dawson	155,819	7.	Matt Gogel	T37
8.	Ryan Howison	146,348	8.	Glen Hnatiuk	T19
9.	Shaun Micheel	143,411	9.	Shaun Micheel	T3
10.	Brad Elder	139,996	10.	Ryan Howison	T10
11.	Kelly Gibson	125,414	11.	Brad Elder	T13
12.	Casey Martin	120,742	12.	Jeff Gove	T3
13.	Steve Gotsche	116,238	13.	Kelly Gibson	T29
14.	Kevin Johnson	114,167	14.	Casey Martin	T37
15.	Dick Mast	108,363	15.	Steve Gotsche	T32
16.	Bob Heintz	108,222	16.	Kevin Johnson	T49
20.	Jeff Gove	99,692	17.	Dick Mast	T37

2000 (15 CARDS AWARDED)

BEFORE			AFTER		
Pos.	Player	Earnings	Pos.	Player	Tour Champ Finish
1.	Mark Hensby	\$288,897	1.	Spike McRoy	\$300,638 1
2.	Tim Clark	273,206	2.	Mark Hensby	291,757 T39
3.	Ian Leggatt	249,412	3.	Tim Clark	288,056 T9
4.	Chris Smith	228,566	4.	Briny Baird	271,897 2
5.	Tripp Isenhour	213,668	5.	Ian Leggatt	259,724 T13
6.	Briny Baird	212,497	6.	Chris Smith	236,541 T17
7.	Kent Jones	209,768	7.	Kent Jones	220,081 T13
8.	Spike McRoy	201,638	8.	Tripp Isenhour	219,630 T21
9.	Paul Gow	201,474	9.	Paul Gow	209,449 T17
10.	David Berganio, Jr.	190,550	10.	John Riegger	200,904 T3
11.	J. J. Henry	188,969	11.	David Berganio, Jr.	196,512 T21
12.	Jeff Gallagher	178,961	12.	Jeff Gallagher	193,811 T9
13.	Jeff Hart	173,429	13.	J. J. Henry	192,287 T35
14.	Kelly Grunewald	172,150	14.	Kelly Grunewald	192,225 T5
15.	Rob McKelvey	170,980	15.	Jeff Hart	178,489 T26
16.	John Riegger	169,004	16.	Rob McKelvey	173,565 T42

2001 (15 CARDS AWARDED)

BEFORE			AFTER		
Pos.	Player	Earnings	Pos.	Player	Tour Champ Finish
1.	Chad Campbell	\$365,752	1.	Chad Campbell	\$394,552 4
2.	Heath Slocum	337,090	2.	Pat Bates	352,261 1
3.	Rod Pampling	284,673	3.	Heath Slocum	339,670 45
4.	Deane Pappas	262,349	4.	Rod Pampling	306,573 T5
5.	Pat Bates	244,261	5.	Deane Pappas	271,169 T17
6.	John Rollins	226,041	6.	John Rollins	242,841 T8
7.	Tim Petrovic	222,210	7.	Tim Petrovic	239,010 T8
8.	Jonathan Byrd	216,514	8.	Jonathan Byrd	222,244 T25
9.	Jeff Gove	196,562	9.	Jeff Gove	198,812 52
10.	Bo Van Pelt	170,217	10.	Brenden Pappas	188,152 T2
11.	Matt Peterson	166,467	11.	Bo Van Pelt	175,947 T25
12.	Jason Hill	164,139	12.	Matt Peterson	169,947 T37
13.	Richard Zokol	164,072	13.	Richard Zokol	167,192 T39
14.	Michael Long	159,235	14.	Jason Hill	166,899 T43
15.	Todd Barranger	156,962	15.	Michael Long	161,665 T46
23.	Brenden Pappas	135,352	16.	Todd Barranger	159,392 T46

2002 (15 CARDS AWARDED)

BEFORE			AFTER		
Pos.	Player	Earnings	Pos.	Player	Tour Champ Finish
1.	Aron Oberholser	\$297,083	1.	Patrick Moore	\$381,965 1
2.	Patrick Moore	273,965	2.	Aron Oberholser	319,883 T5
3.	Cliff Kresge	242,965	3.	Doug Barron	248,175 T23
4.	Doug Barron	242,552	4.	Steven Alker	247,008 T2
5.	Jason Gore	234,455	5.	Cliff Kresge	245,265 T45
6.	Todd Fischer	229,154	6.	Jason Gore	241,940 T19
7.	Marco Dawson	224,140	7.	Todd Fischer	234,777 T23
8.	Darron Stiles	219,785	8.	Marco Dawson	227,590 T37
9.	Aaron Baddeley	205,106	9.	Darron Stiles	222,845 T40
10.	Steven Alker	202,208	10.	Aaron Baddeley	216,536 T13
11.	Patrick Sheehan	198,921	11.	Jason Buha	204,938 T7
12.	Jason Buha	186,238	12.	Patrick Sheehan	201,231 T48
13.	Gavin Coles	180,505	13.	Gavin Coles	189,745 T17
14.	Tag Ridings	176,064	14.	Tag Ridings	187,494 T13
15.	Todd Barranger	175,236	15.	Todd Barranger	186,666 T13

2003 (20 CARDS AWARDED)

BEFORE			AFTER		
Pos.	Player	Earnings	Pos.	Player	Tour Champ Finish
1.	Zach Johnson	\$452,382	1.	Zach Johnson	\$494,882 3
2.	Joe Ogilvie	\$389,212	2.	Joe Ogilvie	\$392,337 41
3.	Tom Carter	\$358,709	3.	Tom Carter	\$360,990 T49
4.	Ryan Palmer	\$278,483	4.	Chris Couch	\$342,874 1
5.	Bo Van Pelt	\$265,498	5.	Bo Van Pelt	\$289,248 T5
6.	Tripp Isenhour	\$260,271	6.	Ryan Palmer	\$286,066 T20
7.	Mark Hensby	\$259,019	7.	Mark Hensby	\$276,519 T8
8.	Jason Bohn	\$231,441	8.	Tripp Isenhour	\$262,646 48
9.	Chris Couch	\$230,374	9.	Jason Bohn	\$255,191 T5
10.	Jason Dufner	\$224,980	10.	Jason Dufner	\$237,636 T12
11.	Vaughn Taylor	\$221,238	11.	Vaughn Taylor	\$223,988 44
12.	Blaine McCallister	\$216,951	12.	Blaine McCallister	\$223,232 T23
13.	Bo Stolz	\$209,492	13.	Andre Stolz	\$218,867 T17
14.	Guy Boros	\$205,446	14.	Guy Boros	\$210,462 T28
15.	Ted Purdy	\$204,428	15.	Ted Purdy	\$206,584 T51
16.	Lucas Glover	\$191,911	16.	D.J. Brigman	\$195,941 2
17.	David Morland IV	\$184,002	17.	Lucas Glover	\$193,989 T53
18.	Craig Bowden	\$175,926	18.	David Morland IV	\$190,283 T23
19.	Brett Wetterich	\$172,524	19.	Craig Bowden	\$180,239 T32
20.	Kyle Thompson	\$171,852	20.	Tommy Tolles	\$179,963 T12
23.	Tommy Tolles	\$167,307	24.	Brett Wetterich	\$174,805 T49
32.	D.J. Brigman	\$128,441	25.	Kyle Thompson	\$174,008 T51

Final Web.com Tour Money List Year by Year (cont.)

2004 (20 CARDS AWARDED)

BEFORE		AFTER				
Pos.	Player	Earnings	Pos.	Player	Earnings	Tour Champ Finish
1.	Jimmy Walker	\$367,283	1.	Jimmy Walker	\$371,346	T31
2.	D.A. Points	324,065	2.	D.A. Points	332,815	T18
3.	Ryuji Imada	300,685	3.	Ryuji Imada	313,185	T13
4.	Brendan Jones	290,558	4.	Franklin Langham	312,896	T3
5.	James Driscoll	277,911	5.	Nick Watney	301,988	1
6.	Franklin Langham	276,646	6.	Brendan Jones	292,715	52
7.	Charles Warren	268,825	7.	James Driscoll	281,161	T37
8.	Justin Bolli	252,199	8.	Charles Warren	275,138	T21
9.	Paul Gow	244,936	9.	Justin Bolli	273,387	T5
10.	Bradley Hughes	229,395	10.	Brett Wetterich	253,637	2
11.	Euan Walters	210,742	11.	Paul Gow	247,218	T48
12.	Hunter Haas	210,018	12.	Bradley Hughes	233,968	T28
13.	Kevin Stadler	206,813	13.	Kevin Stadler	228,001	T5
14.	Scott Gutschewski	201,735	14.	Euan Walters	213,554	T41
15.	Chris Anderson	201,325	15.	Darron Stiles	212,894	T10
16.	Darron Stiles	197,269	16.	Hunter Haas	212,065	T55
17.	Michael Long	196,693	17.	Scott Gutschewski	206,308	T28
18.	Gavin Coles	194,621	18.	Chris Anderson	203,794	T45
19.	Nick Watney	189,488	19.	Michael Long	199,943	T37
20.	David McKenzie	188,956	20.	Gavin Coles	198,683	T31
23.	Brett Wetterich	186,137	23.	David McKenzie	191,081	53

2005 (21 CARDS AWARDED)

BEFORE		AFTER				
Pos.	Player	Earnings	Pos.	Player	Earnings	Tour Champ Finish
1.	Troy Matteson	\$483,030	1.	Troy Matteson	\$495,009	T12
2.	Jason Gore	\$356,579	2.	Jason Gore	\$356,579	DNP
3.	Chris Couch	\$333,630	3.	Chris Couch	\$337,205	T35
4.	Jon Mills	\$320,103	4.	Steven Bowditch	\$333,329	5
5.	Steven Bowditch	\$307,329	5.	Jon Mills	\$325,806	T24
6.	Shane Bertsch	\$260,760	6.	Jerry Smith	\$267,757	3
7.	Kris Cox	\$249,474	7.	David Branshaw	\$266,724	1
8.	Roger Tambellini	\$246,928	8.	Shane Bertsch	\$263,373	T43
9.	David McKenzie	\$241,196	9.	Mathew Goggin	\$260,090	6
10.	Mathew Goggin	\$236,690	10.	Kris Cox	\$257,352	T19
11.	Greg Chalmers	\$230,450	11.	David McKenzie	\$253,174	T12
12.	Camilo Villegas	\$230,163	12.	Roger Tambellini	\$248,975	58
13.	Vance Veazey	\$224,060	13.	Camilo Villegas	\$233,218	T40
14.	Jerry Smith	\$223,557	14.	Greg Chalmers	\$233,063	T43
15.	Jason Schultz	\$222,529	15.	Jason Schultz	\$230,407	T19
16.	Nathan Green	\$213,697	16.	Eric Axley	\$227,997	2
17.	Jeff Gove	\$208,061	17.	Vance Veazey	\$227,635	T35
18.	Bubba Watson	\$200,064	18.	Nathan Green	\$217,272	T35
19.	Tom Scherrer	\$194,053	19.	Charley Hoffman	\$212,322	T7
20.	Charley Hoffman	\$192,064	20.	Jeff Gove	\$210,674	T43
21.	Bill Haas	\$189,674	21.	Bubba Watson	\$202,437	T48
27.	Eric Axley	\$157,797	22.	Tom Scherrer	\$199,757	T24
29.	David Branshaw	\$149,724	23.	Bill Haas	\$195,378	T24

2006 (22 CARDS AWARDED)

BEFORE		AFTER				
Pos.	Player	Earnings	Pos.	Player	Earnings	Tour Champ Finish
1.	Ken Duke	\$369,318	1.	Ken Duke	\$382,443	T14
2.	Johnson Wagner	\$356,319	2.	Johnson Wagner	\$372,069	13
3.	Craig Bowden	\$327,171	3.	Cliff Kresge	\$339,763	T10
4.	Cliff Kresge	\$321,013	4.	Craig Bowden	\$334,671	T22
5.	Jeff Quinney	\$311,952	5.	Tripp Isenhour	\$321,996	T10
6.	Tripp Isenhour	\$303,246	6.	Jeff Quinney	\$317,802	T27
7.	Boo Weekley	\$302,343	7.	Boo Weekley	\$312,843	T18
8.	Jason Dufner	\$300,166	8.	Jason Dufner	\$310,666	T18
9.	Kevin Stadler	\$294,657	9.	Brandt Snedeker	\$300,918	T18
10.	Brandt Snedeker	\$290,418	10.	Matt Kuchar	\$300,867	T2
11.	Jim Rutledge	\$244,854	11.	Craig Kanada	\$297,744	1
12.	Matt Kuchar	\$234,867	12.	Kevin Stadler	\$294,657	T5
13.	Michael Putnam	\$227,443	13.	Andrew Buckle	\$277,976	T2
14.	Gavin Coles	\$226,016	14.	Jim Rutledge	\$257,979	T14
15.	Jarrold Lyle	\$223,184	15.	Doug LaBelle II	\$240,174	5
16.	Michael Sim	\$217,657	16.	Gavin Coles	\$239,141	T14
17.	Paul Sheehan	\$216,407	17.	Michael Putnam	\$230,049	T49
18.	Andrew Buckle	\$211,976	18.	Jarrold Lyle	\$227,909	T30
19.	Doug LaBelle II	\$210,174	19.	Michael Sim	\$220,432	T46
20.	John Merrick	\$205,731	20.	Paul Sheehan	\$216,407	T48
21.	Bryce Molder	\$202,957	21.	John Merrick	\$208,506	T46
22.	Jess Daley	\$190,982	22.	Bryce Molder	\$205,413	T53
32.	Craig Kanada	\$162,744	25.	Jess Daley	\$193,589	T49

2007 (25 CARDS AWARDED)

BEFORE		AFTER				
Pos.	Player	Earnings	Pos.	Player	Earnings	Tour Champ Finish
1.	Roland Thatcher	\$409,699	1.	Richard Johnson	\$445,421	1
2.	Nick Flanagan	\$369,951	2.	Roland Thatcher	\$415,124	T29
3.	Jon Mills	\$363,161	3.	Nick Flanagan	\$369,951	DNP
4.	Jason Day	\$331,542	4.	Jon Mills	\$366,244	T44
5.	Nicholas Thompson	\$320,920	5.	Jason Day	\$331,542	DNP
6.	Richard Johnson	\$305,921	6.	Nicholas Thompson	\$328,331	T21
7.	Matthew Jones	\$299,143	7.	Matthew Jones	\$302,227	T44
8.	Justin Bolli	\$291,044	8.	Justin Bolli	\$293,834	51
9.	Patrick Sheehan	\$276,873	9.	Patrick Sheehan	\$281,523	T34
10.	Paul Claxton	\$270,921	10.	Paul Claxton	\$274,004	T44
11.	Ron Whittaker	\$254,900	11.	Ron Whittaker	\$271,950	T12
12.	Omar Uresti	\$241,930	12.	Michael Letzig	\$263,948	2
13.	Marc Turnesa	\$235,158	13.	Martin Laird	\$252,679	T3
14.	Kyle Thompson	\$234,748	14.	Kyle Thompson	\$248,698	T14
15.	Brad Elder	\$226,936	15.	Omar Uresti	\$247,355	T29
16.	John Riegger	\$218,100	16.	Marc Turnesa	\$237,890	T52
17.	Che Reavie	\$210,582	17.	Brad Elder	\$231,586	T34
18.	Martin Laird	\$207,729	18.	Che Reavie	\$224,532	T14
19.	Chad Collins	\$205,226	19.	John Riegger	\$221,184	T44
20.	Scott Sterling	\$205,086	20.	Tom Scherrer	\$220,138	T3
21.	Jimmy Walker	\$192,246	21.	Scott Sterling	\$216,323	T17
22.	Skip Kendall	\$188,391	22.	Brenden Pappas	\$212,452	T5
23.	David McKenzie	\$187,245	23.	Chad Collins	\$209,876	T34
24.	James Driscoll	\$186,439	24.	James Driscoll	\$208,139	T8
25.	Brenden Pappas	\$183,002	25.	Jimmy Walker	\$196,896	T34
26.	Michael Letzig	\$180,248	26.	Skip Kendall	\$195,802	T21
27.	Tom Scherrer	\$175,188	27.	David McKenzie	\$194,656	T21

Final Web.com Tour Money List Year by Year (cont.)

2008 (25 CARDS AWARDED)

BEFORE			AFTER			Tour Champ Finish
Pos.	Player	Earnings	Pos.	Player	Earnings	
1.	Brendon de Jonge	\$415,835	1.	Matt Bettencourt	\$447,863	
2.	Jarrold Lyle	375,938	2.	Brendon de Jonge	437,035	
3.	Bill Lunde	330,646	3.	Jeff Klauk	407,418	
4.	Scott Piercy	313,987	4.	Jarrold Lyle	382,738	
5.	Greg Chalmers	313,930	5.	Bill Lunde	341,446	
6.	Greg Owen	303,605	6.	Colt Knost	329,509	
7.	Darron Stiles	304,427	7.	Darron Stiles	324,627	
8.	Jeff Klauk	299,418	8.	Greg Chalmers	321,930	
9.	Rick Price	281,960	9.	Scott Piercy	320,187	
10.	Kris Blanks	276,925	10.	Greg Owen	309,805	
11.	Colt Knost	271,509	11.	Peter Tomasulo	296,704	
12.	Matt Bettencourt	267,863	12.	Rick Price	284,922	
13.	David Mathis	265,612	13.	Kris Blanks	280,588	
14.	Casey Wittenberg	263,919	14.	David Mathis	276,412	
15.	D.A. Points	261,096	15.	Casey Wittenberg	271,919	
16.	Peter Tomasulo	256,704	16.	D.A. Points	266,696	
17.	Arjun Atwal	252,986	17.	Arjun Atwal	259,186	
18.	Brendon Todd	239,224	18.	Aron Price	249,144	
19.	Aron Price	234,144	19.	Marc Leishmann	244,224	
20.	Matt Weibring	224,030	19.	Brendon Todd	244,224	
21.	Spencer Levin	221,185	21.	Scott Gutschewski	238,215	
22.	Ricky Barnes	213,902	22.	Spencer Levin	236,185	
23.	Marc Leishmann	211,974	23.	Bryce Molder	234,651	
24.	Scott Gutschewski	210,215	24.	Matt Weibring	228,155	
25.	Chris Tidland	199,130	25.	Ricky Barnes	218,902	
32.	Bryce Molder	176,651	28.	Chris Tidland	203,255	

2009 (25 CARDS AWARDED)

BEFORE			AFTER			Tour Champ Finish
Pos.	Player	Earnings	Pos.	Player	Earnings	
1.	Michael Sim	\$536,142	1.	Michael Sim	\$644,142	2
2.	Chad Collins	386,014	2.	Chad Collins	415,114	T7
3.	Blake Adams	377,749	3.	Blake Adams	399,749	T12
4.	Derek Lamely	367,486	4.	Derek Lamely	374,998	T27
5.	Chris Tidland	346,997	5.	Tom Gillis	364,529	T7
6.	Tom Gillis	335,429	6.	Chris Tidland	354,510	T27
7.	Roger Tambellini	299,970	7.	Josh Teater	326,438	T3
8.	Cameron Percy	282,715	8.	Cameron Percy	320,715	T3
9.	Garrett Willis	269,856	9.	Roger Tambellini	307,482	T27
10.	Josh Teater	268,438	10.	Matt Every	300,936	1
11.	Justin Bolli	267,537	11.	Justin Bolli	284,537	T14
12.	Kevin Johnson	262,690	12.	Garrett Willis	269,856	DNP
13.	Garth Mulroy	251,526	13.	Kevin Johnson	266,915	T42
14.	Alex Prugh	227,125	14.	Garth Mulroy	263,126	T21
15.	Jerod Turner	220,993	15.	Jerod Turner	237,993	T14
16.	Jeff Gove	217,481	16.	Alex Prugh	233,325	T31
17.	Henrik Bjornstad	209,302	17.	Jeff Gove	221,231	T46
18.	Rich Barcelo	199,975	18.	Henrik Bjornstad	218,652	T23
19.	Chris Barylka	188,580	19.	Chris Barylka	217,680	T7
20.	Fran Quinn	187,717	20.	Steve Wheatcroft	213,165	T3
21.	Vance Veazey	187,043	21.	Rich Barcelo	199,975	DQ
22.	Mathias Gronberg	182,393	22.	Craig Bowden	198,208	T7
23.	Brian Stuard	171,623	23.	Vance Veazey	193,243	T31
24.	Craig Bowden	169,108	24.	Mathias Gronberg	191,743	T23
25.	Alistair Presnell	165,933	25.	Fran Quinn	191,467	T46
31.	Steve Wheatcroft	155,165	26.	Brian Stuard	188,623	T14
49.	Matt Every	120,936	28.	Alistair Presnell	179,433	T19

2010 (25 CARDS AWARDED)

BEFORE			AFTER			Tour Champ Finish
Pos.	Player	Earnings	Pos.	Player	Earnings	
1.	Jamie Lovemark	421,784	1.	Jamie Lovemark	452,951	T7
2.	Chris Kirk	411,206	2.	Chris Kirk	411,206	WD
3.	Tommy Gainey	396,557	3.	Hunter Haas	408,047	T5
4.	Daniel Summerhays	376,742	4.	Tommy Gainey	403,957	
5.	Hunter Haas	370,047	5.	Daniel Summerhays	391,742	T16
6.	Martin Piller	327,127	6.	Brendan Steele	346,258	1
7.	Jhonattan Vegas	321,334	7.	Jhonattan Vegas	336,334	T16
8.	Kevin Chappell	320,707	8.	Martin Piller	331,927	T38
9.	Fabian Gomez	261,357	9.	Kevin Chappell	326,507	T33
10.	Keegan Bradley	259,960	10.	Tag Ridings	282,616	T7
11.	Kevin Kisner	258,092	11.	Kevin Kisner	279,292	T11
12.	David Mathis	254,185	12.	Fabian Gomez	265,390	T43
13.	Steven Bowditch	253,583	13.	David Mathis	265,385	T21
14.	Tag Ridings	251,450	14.	Keegan Bradley	264,760	T38
15.	Bobby Gates	244,401	15.	Colt Knost	261,090	2
16.	D.J. Brigman	235,569	16.	Bobby Gates	259,401	T16
17.	Scott Gutschewski	221,082	17.	Steven Bowditch	257,283	T46
18.	Peter Tomasulo	220,712	18.	D.J. Brigman	246,769	T21
19.	Michael Putnam	215,477	19.	Jim Herman	238,847	T7
20.	Jim Herman	207,680	20.	Scott Gutschewski	236,082	T16
21.	Justin Hicks	201,859	21.	David Hearn	230,440	4
22.	Scott Gardiner	198,049	22.	Joe Affrunti	229,433	3
23.	B.J. Staten	193,976	23.	Peter Tomasulo	223,812	58
24.	Nate Smith	193,412	24.	Michael Putnam	220,277	T38
25.	Chris Nallen	187,993	25.	Justin Hicks	209,259	T27
27.	David Hearn	182,440	26.	Scott Gardiner	207,249	T24
30.	Brendan Steele	166,258	27.	Nate Smith	199,212	T33
34.	Joe Affrunti	161,433	28.	B.J. Staten	197,676	T46
36.	Colt Knost	153,090	31.	Chris Nallen	192,027	T43

2011 (25 CARDS AWARDED)

BEFORE			AFTER			Tour Champ Finish
Pos.	Player	Earnings	Pos.	Player	Earnings	
1.	J.J. Killeen	\$409,473	1.	J.J. Killeen	\$414,273	T38
2.	Ted Potter, Jr.	382,870	2.	Ted Potter, Jr.	402,470	T12
3.	Mathew Goggin	365,452	3.	Mathew Goggin	378,492	T18
4.	Jason Kokrak	301,592	4.	Jason Kokrak	338,092	T5
5.	Jonas Blixt	299,020	5.	Jonas Blixt	327,020	T8
6.	Danny Lee	298,100	6.	Danny Lee	326,100	T8
7.	Miguel A. Carballo	255,408	7.	Ken Duke	313,241	1
8.	Gary Christian	247,014	8.	Scott Brown	282,502	2
9.	Troy Kelly	244,214	9.	Gary Christian	260,054	T18
10.	Russell Knox	234,341	10.	Miguel Angel Carballo	258,833	T51
11.	John Mallinger	232,979	11.	Troy Kelly	248,064	T45
12.	Kyle Reifers	229,577	12.	Russell Knox	242,821	T24
13.	Kyle Thompson	227,416	13.	Erik Compton	239,737	T18
14.	Erik Compton	226,697	14.	John Mallinger	237,779	T38
15.	Gavin Coles	226,404	15.	Kyle Thompson	233,949	T29
16.	Matt Every	209,466	16.	Kyle Reifers	233,677	T43
17.	Steve Wheatcroft	197,054	17.	Gavin Coles	229,991	T47
18.	Garth Mulroy	182,132	18.	Matt Every	229,066	T12
19.	Mark Anderson	182,017	19.	Daniel Chopra	225,637	T3
20.	Martin Flores	177,812	20.	Steve Wheatcroft	225,054	T8
21.	Scott Brown	174,502	21.	Garth Mulroy	201,732	T12
22.	Roberto Castro	170,563	22.	Mark Anderson	188,550	T29
23.	James Nitties	169,250	23.	Roberto Castro	186,563	17
24.	Daniel Chopra	167,637	24.	Martin Flores	182,612	T38
25.	Billy Hurley III	167,151	25.	Billy Hurley III	180,191	T18
36.	Ken Duke	133,241	26.	James Nitties	174,850	T35

Final Web.com Tour Money List Year by Year (cont.)

2012 (25 CARDS AWARDED)

BEFORE			AFTER			Tour Champ Finish
Pos.	Player	Earnings	Pos.	Player	Earnings	
1.	Casey Wittenberg	\$407,453	1.	Casey Wittenberg	\$433,453	T9
2.	Luke Guthrie	384,593	2.	Luke Guthrie	410,593	T9
3.	Russell Henley	365,366	3.	Russell Henley	400,116	T6
4.	Luke List	345,539	4.	Luke List	363,206	T13
5.	Shawn Stefani	303,311	5.	James Hahn	337,530	2
6.	Ben Kohles	300,652	6.	Shawn Stefani	307,371	T42
7.	Robert Streb	297,191	7.	Robert Streb	305,591	T25
8.	David Lingmerth	261,148	8.	Ben Kohles	303,977	T53
9.	Paul Haley II	259,781	9.	Justin Bolli	300,924	1
10.	Cameron Percy	244,118	10.	David Lingmerth	287,148	T9
11.	Justin Hicks	237,159	11.	Justin Hicks	277,159	5
12.	Andres Gonzales	232,405	12.	Paul Haley II	263,841	T42
13.	James Hahn	229,530	13.	Cameron Percy	256,238	T19
14.	Scott Gardiner	225,745	14.	Andres Gonzales	235,505	58
15.	Lee Williams	217,168	15.	Scott Gardiner	234,145	T25
16.	Brian Stuard	202,151	16.	Lee Williams	223,468	T31
17.	Darron Stiles	200,911	17.	Darron Stiles	213,031	T19
18.	Andrew Svoboda	198,217	18.	Brad Fritsch	212,168	T9
19.	Alistair Presnell	187,342	19.	Morgan Hoffmann	207,540	T3
20.	Nicholas Thompson	186,451	20.	Brian Stuard	205,711	T47
21.	Brad Fritsch	186,168	21.	Andrew Svoboda	203,717	T35
22.	Jim Herman	177,941	22.	Nicholas Thompson	192,751	T31
23.	Hudson Swafford	174,478	23.	Alistair Presnell	190,567	T55
24.	Joseph Bramlett	171,673	24.	Doug LaBelle II	186,320	T13
25.	Camilo Benedetti	168,941	25.	Jim Herman	182,001	T42
26.	Doug LaBelle II	168,654	26.	Camilo Benedetti	181,061	T19
31.	Morgan Hoffmann	149,540	27.	Hudson Swafford	179,278	T39
44.	Justin Bolli	120,924	28.	Joseph Bramlett	177,973	T31

2013 (50 CARDS AWARDED)

BEFORE			AFTER			Tour Champ Finish
Pos.	Player	Earnings	Pos.	Player	Earnings	
1	Michael Putnam	\$62,125	1	Michael Putnam	\$65,000	T62
1	Seung-Yul Noh	210,125	2	John Peterson	230,000	T2
3	Andrew Svoboda	188,466	3	Chesson Hadley	229,433	1
4	Trevor Immelman	180,000	4	Seung-Yul Noh	210,125	DNP
5	John Peterson	164,000	5	Andrew Svoboda	192,066	T32
6	Edward Loar	119,200	6	Trevor Immelman	180,000	MC
7	Will MacKenzie	118,400	7	Will MacKenzie	129,200	T22
8	Patrick Cantlay	108,000	8	Scott Gardiner	127,533	T2
9	Ben Martin	104,933	9	Edward Loar	119,200	DNP
10	Ryo Ishikawa	67,071	10	Ben Martin	108,563	T46
11	Scott Gardiner	61,533	11	Patrick Cantlay	108,000	DNP
12	Kevin Kisner	58,000	12	Brendon Todd	95,120	T2
13	Troy Matteson	57,250	13	Ryo Ishikawa	90,404	T8
14	Chesson Hadley	49,433	14	Brad Fritsch	66,000	T2
15	Will Claxton	48,125	15	Kevin Kisner	61,375	T52
16	Brice Garnett	48,000	16	Sean O'Hair	59,333	T8
17	Hudson Swafford	45,071	17	Troy Matteson	57,250	MC
18	Bud Cauley	41,900	18	Bud Cauley	55,900	T17
19	Tyrone Van Aswegen	41,333	19	Heath Slocum	54,000	T17
20	Heath Slocum	40,000	20	Russell Knox	53,850	T2
21	Chad Collins	38,671	21	Hudson Swafford	53,551	T24
22	Sean O'Hair	36,000	22	Will Claxton	48,125	MC
23	Ricky Barnes	34,750	23	Brice Garnett	48,000	MC
24	Peter Malnati	34,266	24	Tyrone Van Aswegen	44,383	T57
25	Jim Herman	34,090	25	Chad Collins	44,271	T32
26	Bobby Gates	33,650	26	Bill Hurlley III	40,233	T6
27	Alex Aragon	32,671	27	Danny Lee	39,853	T8
28	Bronson La'Cassie	32,671	28	Jim Herman	36,890	64
29	Troy Merritt	32,500	29	Joe Durant	36,158	T8
30	Tim Wilkinson	29,591	30	Troy Merritt	36,130	T46
31	Greg Owen	29,325	31	Lee Williams	35,933	T8
32	Vaughn Taylor	29,175	32	Andrew Loupe	34,750	T6
33	Brendon Todd	29,120	33	Ricky Barnes	34,750	MC
34	Spencer Levin	27,071	34	Peter Malnati	34,266	MC
35	Camilo Benedetti	26,000	35	Bobby Gates	33,650	MC
36	Alistair Presnell	25,920	36	Bronson La'Cassie	32,671	MC
37	Steve Wheatcroft	23,925	37	Alex Aragon	32,671	MC
38	Wes Roach	22,331	38	Tim Wilkinson	29,591	MC
39	Danny Lee	16,520	39	Jamie Lovemark	28,933	T8
40	Daniel Chopra	12,669	40	Wes Roach	22,331	MC
41	Alex Prugh	12,066	41	Daniel Chopra	19,536	T29
42	Miguel Angel Carballo	8,025	42	Alex Prugh	15,116	T57
43	Kevin Tway	6,225	43	Miguel Angel Carballo	11,075	T57
44	Jamie Lovemark	5,600	44	Jim Renner	7,195	T41
45	Kevin Foley	4,600	45	Mark Anderson	7,163	T46
46	Mark Anderson	3,533	46	Kevin Tway	6,225	MC
47	Jim Renner	2,975	47	Kevin Foley	4,600	MC
48	Will Wilcox	0	48	Matt Bettencourt	2,650	67
49	Matt Bettencourt	0	49	Will Wilcox	0	DNP
50	Benjamin Alvarado	0	50	Benjamin Alvarado	0	DNP
	Russell Knox	19,100	52	Greg Owen	29,325	MC
	Billy Hurlley II	16,900	54	Vaughn Taylor	29,175	MC
	Joe Durant	12,825	56	Spencer Levin	27,071	MC
	Lee Williams	12,600	58	Camilo Benedetti	26,000	MC
	Brad Fritsch	0	59	Alistair Presnell	25,920	MC
	Andrew Loupe	0	62	Steve Wheatcroft	23,925	MC

Final Web.com Tour Money List Year by Year (cont.)

2014 (50 CARDS AWARDED)

BEFORE			AFTER			Tour Champ Finish
Pos.	Player	Earnings	Pos.	Player	Earnings	
1	Adam Hadwin	\$499,667	1	Derek Fathauer	\$468,185.62	1
1	Carlos Ortiz	515,403	1	Adam Hadwin	529,792.17	T7
3	Bud Cauley	180,000	3	Carlos Ortiz	515,403.47	MC
4	Justin Thomas	470,469	4	Bud Cauley	180,000.00	DNP
5	Colt Knost	138,000	5	Justin Thomas	481,269.86	T21
6	Andrew Putnam	340,037	6	Colt Knost	154,000.00	T14
7	John Peterson	127,600	7	John Peterson	130,591.66	T46
8	Zack Sucher	313,466	8	Andrew Putnam	342,637.61	60
9	Richard Sterne	111,800	9	Richard Sterne	111,800.00	DNP
10	Blayne Barber	306,601	10	Jason Gore	340,346.05	3
11	Tom Hoge	81,100	11	Zac Blair	108,000.00	2
12	Tony Finau	303,756	12	Tony Finau	319,756.38	T14
13	Sam Saunders	76,466	13	Sam Saunders	106,591.66	T7
14	Derek Fathauer	288,185	14	Zack Sucher	313,466.47	MC
15	Greg Owen	71,800	15	Jim Herman	101,725.00	T4
16	Alex Cejka	284,546	16	Blayne Barber	311,451.28	T37
17	David Lingmerth	63,368	17	David Lingmerth	99,368.33	6
18	Jason Gore	272,346	18	Alex Cejka	284,546.63	DNP
19	Whee Kim	63,100	19	Tom Hoge	83,826.66	T52
20	Steven Alker	261,900	20	Steven Alker	261,900.55	MC
21	Tom Gillis	61,449	21	Greg Owen	74,526.66	T52
22	Andres Gonzales	245,917	22	Andres Gonzales	248,644.01	T52
23	Sean O'Hair	58,000	23	Tom Gillis	72,249.99	T21
24	Jon Curran	231,853	24	Jon Curran	231,853.62	MC
25	Jim Herman	57,725	25	Whee Kim	67,000.00	T40
26	Daniel Berger	220,985	26	Cameron Percy	224,296.83	T40
27	Scott Pinckney	46,672	27	Scott Pinckney	62,672.77	T14
28	Cameron Percy	220,396	28	Daniel Berger	223,485.64	65
29	J.J. Henry	42,500	29	Tyrone Van Aswegen	61,760.00	T11
30	Jonathan Randolph	210,210	30	Jonathan Randolph	213,202.57	T46
31	Oscar Fraustro	39,375	31	Sean O'Hair	58,000.00	DNP
32	Max Homa	203,804	32	Max Homa	211,576.63	T25
33	Tyrone Van Aswegen	38,760	33	Heath Slocum	57,133.33	4
34	Steve Wheatcroft	193,219	34	Mark Hubbard	198,762.83	T31
35	Hudson Swafford	36,400	35	J.J. Henry	45,226.66	T52
36	Mark Hubbard	192,787	36	Steve Wheatcroft	193,219.16	MC
37	Nick Taylor	33,535	37	Nick Taylor	44,335.00	T21
38	Kyle Reifers	186,211	38	Kyle Reifers	190,111.35	T40
39	Greg Chalmers	32,620	39	Hudson Swafford	44,171.66	T25
40	Ryan Armour	183,216	40	Ryan Armour	183,216.45	MC
41	Roberto Castro	32,380	41	Alex Prugh	42,805.47	T14
42	Byron Smith	180,163	42	Byron Smith	180,163.84	MC
43	Dicky Pride	32,250	43	Oscar Fraustro	39,375.00	MC
44	Bill Lunde	178,784	44	Bill Lunde	178,784.24	MC
45	Will Wilcox	31,950	45	S.J. Park	38,500.00	T11
45	Carlos Sainz Jr	31,950	46	Roger Sloan	168,057.98	MC
47	Roger Sloan	168,057	47	Chad Collins	37,995.00	T7
48	Fabian Gomez	162,321	48	Fabian Gomez	162,321.76	MC
49	Vaughn Taylor	31,107	49	Carlos Sainz Jr	37,925.00	T31
50	Patrick Rodgers	30,000	50	Eric Axley	36,311.66	T25
	Eric Axley	28,540		Roberto Castro	36,280	T40
	Alex Prugh	26,805		Vaughn Taylor	33,677	T61
	S.J. Park	15,500		Greg Chalmers	32,620	MC
	Heath Slocum	13,133		Dicky Pride	32,250	MC
	Chad Collins	7,870		Will Wilcox	31,950	MC
	Zac Blair	0		Patrick Rodgers	30,000	MC

2015 (50 CARDS AWARDED)

BEFORE			AFTER			Tour Champ Finish
Pos.	Player	Earnings	Pos.	Player	Earnings	
1	Patton Kizzire	\$532,740	1	Patton Kizzire	\$567,865.58	T5
2	Chez Reavie	215,066	2	Chez Reavie	323,066.66	2
3	Dawie van der Walt	365,609	3	Dawie van der Walt	368,239.57	T56
4	Henrik Norlander	203,142	4	Emiliano Grillo	283,666.66	1
5	Martin Piller	343,648	5	Martin Piller	350,008.99	T30
6	Andrew Loupe	190,642	6	Henrik Norlander	215,742.85	T18
7	Peter Malnati	305,407	7	Jamie Lovemark	306,144.84	T35
8	Roberto Castro	104,785	8	Andrew Loupe	195,404.80	T35
9	Smylie Lovemark	301,382	9	Peter Malnati	305,407.97	MC
10	Emiliano Grillo	103,666	10	Roberto Castro	130,785.41	T10
11	D.H. Lee	281,066	11	D.H. Lee	281,066.58	WD
12	Michael Thompson	94,830	12	Sam Saunders	114,950.00	3
13	Smylie Kaufman	274,498	13	Smylie Kaufman	274,498.03	MC
14	Tom Hoge	85,118	14	Michael Thompson	94,830.00	DNP
15	Steve Marino	268,838	15	Bronson Burgoon	269,679.87	T30
16	Brett Stegmaier	71,000	16	Tom Hoge	85,118.96	MC
17	Bronson Burgoon	263,319	17	Steve Marino	268,838.30	WD
18	Ricky Barnes	59,255	18	Brett Stegmaier	83,600.00	T18
19	Dicky Pride	257,967	19	Dicky Pride	257,967.07	MC
20	Anirban Lahiri	49,750	20	Rhein Gibson	81,942.85	4
21	Kelly Kraft	253,693	21	Kelly Kraft	256,887.47	T43
22	Hiroshi Iwata	47,400	22	Kyle Stanley	81,875.00	T5
23	Wes Roach	244,032	23	Si Woo Kim	256,486.62	T18
24	Sam Saunders	46,950	24	Hiroshi Iwata	60,000.00	T18
25	Si Woo Kim	243,886	25	Wes Roach	244,032.92	MC
26	Kyle Stanley	46,750	26	Ricky Barnes	59,255.00	DNP
27	Shane Bertsch	240,369	27	Shane Bertsch	242,789.16	69
28	Mark Hubbard	40,980	28	Lucas Glover	57,991.15	T12
29	Tyler Aldridge	207,131	29	Tyler Aldridge	207,131.25	MC
30	Lucas Glover	38,991	30	Derek Fathauer	52,000.00	9
31	Abraham Ancer	201,818	31	Abraham Ancer	201,818.73	MC
32	Derek Ernst	38,535	32	Anirban Lahiri	49,750.00	DNP
33	Harold Varner III	199,504	33	Harold Varner III	199,504.38	MC
34	Luke List	35,125	34	Tyrone Van Aswegen	49,637.30	T5
35	Michael Kim	199,203	35	Michael Kim	199,203.40	MC
36	Rhein Gibson	33,942	36	Mark Hubbard	43,380.55	70
37	Miguel Carballo	193,966	37	Miguel Angel Carballo	198,729.13	T35
38	Tim Wilkinson	33,675	38	Robert Garrigus	42,142.85	T12
39	Rod Pampling	189,272	39	Rod Pampling	197,493.77	T24
40	Eric Axley	32,105	40	Tim Wilkinson	41,896.81	T24
41	Darron Stiles	180,015	41	Darron Stiles	182,725.47	MC
42	Ryan Spears	31,278	42	Derek Ernst	41,729.44	T43
43	Andrew Landry	176,381	43	Sung Kang	178,442.58	65
44	Brian Davis	29,976	44	Luke List	39,887.50	T35
45	Sung Kang	175,942	45	Andrew Landry	176,381.95	MC
46	Steve Allan	29,402	46	Thomas Aiken	35,125.00	T56
47	Lucas Lee	164,045	47	Lucas Lee	164,045.63	WD
48	Justin Hicks	29,300	48	Brian Davis	32,606.66	T56
49	Patrick Rodgers	162,070	49	Patrick Rodgers	162,070.11	DNP
50	Jhonattan Vegas	28,871	50	Rob Oppenheim	32,206.00	-T12

Final Web.com Tour Money List Year by Year (cont.)

2016 (50 CARDS AWARDED)

Pos.	Player	Earnings
1	Wesley Bryan	\$449,392
2	Grayson Murray	407,963
3	Michael Thompson	184,000
4	J.J. Spaun	363,432
5	Bryson DeChambeau	180,000
6	Richy Werenski	354,820
7	Cameron Smith	114,910
8	Martin Flores	346,313
9	Miguel Angel Carballo	108,000
10	Ryan Brehm	287,429
11	Andres Gonzales	106,267
12	Ollie Schniederjans	281,687
13	Scott Stallings	75,505
14	Nicholas Lindheim	241,747
15	Zack Sucher	71,018
16	Julián Etulain	236,477
17	Will MacKenzie	67,500
18	Trey Mullinax	235,368
19	Kevin Tway	63,975
20	C.T. Pan	233,950
21	Andrew Johnston	54,910
22	Seamus Power	224,090
23	Rod Pampling	52,033
24	Dominic Bozzelli	218,717
25	Gonzalo Fdez-Castaño	49,926
26	J.T. Poston	215,982
27	Ryan Blaum	49,100
28	Mackenzie Hughes	209,439
29	Steven Alker	43,600
30	Jonathan Randolph	207,848
31	Xander Schauffele	42,395
32	Ryan Armour	200,629
33	Brett Drewitt	42,035
34	Brad Fritsch	194,857
35	D.A. Points	37,950
36	Brian Campbell	185,799
37	Whee Kim	36,975
38	Rick Lamb	182,654
39	Kelly Kraft	35,125
40	Cody Gribble	35,125
41	Brandon Hagy	177,966
42	Max Homa	174,653
43	Rory Sabbatini	32,375
44	Mark Anderson	172,109
45	Bobby Wyatt	29,603
46	Sebastián Muñoz	156,671
47	Tag Ridings	28,493
48	Joel Dahmen	150,267
49	Cameron Percy	27,560
50	Tim Wilkinson	27,42

2017 (50 CARDS AWARDED)

Pos.	Player	Earnings
1	Chesson Hadley	\$562,474.90
2	Brice Garnett	395,212.42
3	Peter Uihlein	185,863.63
4	Andrew Landry	388,893.84
5	Jonathan Byrd	185,480.00
6	Abraham Ancer	337,997.83
7	Nicholas Lindheim	183,020.00
8	Sam Ryder	321,753.41
9	Rob Oppenheim	161,150.00
10	Ted Potter, Jr.	319,592.62
11	Ryan Armour	118,205.83
12	Stephan Jaeger	286,397.19
13	Sam Saunders	115,900.00
14	Talor Gooch	279,348.53
15	Shawn Stefani	99,240.00
16	Andrew Putnam	278,828.29
17	Jonathan Randolph	94,190.00
18	Ben Silverman	278,187.06
19	Bronson Burgoon	90,812.00
20	Austin Cook	277,390.22
21	Keith Mitchell	66,050.00
22	Nate Lashley	274,486.08
23	Tyler Duncan	63,407.85
24	Kyle Thompson	268,741.69
25	Denny McCarthy	63,105.00
26	Adam Schenk	252,022.39
27	Troy Merritt	59,650.00
28	Matt Atkins	246,029.35
29	Tom Lovelady	58,000.00
30	Conrad Shindler	233,283.48
31	Martin Piller	54,700.00
32	Andrew Yun	227,155.99
33	Alex Cejka	53,480.00
34	Lanto Griffin	224,037.22
35	Matt Jones	47,740.00
36	Aaron Wise	212,571.95
37	Cameron Tringale	47,444.50
38	Zecheng Dou	208,030.42
39	Brett Stegmaier	46,500.00
40	Ethan Tracy	189,211.44
41	Corey Connors	45,113.63
42	Xinjun Zhang	188,895.92
43	Steve Wheatcroft	44,525.63
44	Brandon Harkins	180,615.14
45	Chad Collins	44,348.18
46	Roberto Díaz	175,166.06
47	Tom Hoge	44,047.50
48	Beau Hossler	167,445.54
49	Joel Dahmen	41,942.50
50	Seamus Power	40,625.00

Players Moving from Outside to Inside The 25 after the Web.com Tour Championship (through 2012)

4 –	2010
3 --	2012
2 --	1994, 1995, 1996, 1997, 1999, 2003, 2005, 2007, 2009
1 --	1993, 1998, 2000, 2001, 2004, 2006, 2008, 2011
0 --	2002

Players Moving from Outside to Inside The 50 after the Web.com Tour Championship (2014)

6 –	2013, 2014
5 –	2015, 2017

Earning PGA TOUR Card from Lowest Money-List Position Entering the Web.com Tour Championship/Biggest Jump on Money List to Earn PGA TOUR Card (through 2012)

(up)	Year	Player	Start	End	Finish
39	2009	Matt Every	#49	#10	1st
35	2012	Justin Bolli	#44	#9	1st
29	2011	Ken Duke	#36	#7	1st
20	2010	Colt Knost	#36	#15	2nd

NOTE: Since the 2013 introduction of the new qualifying system to get to the PGA TOUR, i.e. 50 cards and the Web.com Tour Finals featuring both Web.com Tour and PGA TOUR members, it is feasible for players to come to the Web.com Tour Championship with \$0 in earnings and thus be unranked on the money list, yet earn TOUR cards with a good finish in the Web.com Tour Championship. In 2013, two players fell under this scenario. Brad Fritsch (finished 14th on the priority ranking) and Andrew Loupe (32nd).

Web.com Tour Player Records



2018 Web.com Tour Championship Field

Albertson, Anders
Anderson, Mark
Appleby, Stuart
Arnaud, Michael
Axley, Eric
Baddeley, Aaron
Barber, Blayne
Barnes, Erik
Barnes, Ricky
Blair, Zac
Bozzelli, Dominic
Bramlett, Joseph
Brand, Christian
Byrd, Jonathan
Campbell, Brian
Campbell, Chad
Campos, Rafael
Cappelen, Sebastian
Champ, Cameron
Clark, Wyndham
Claxton, Will
Compton, Erik
Cone, Trevor
Connors, Corey
Covello, Vince
Crane, Ben
Davis, Cameron
Díaz, Roberto
Dougherty, Kevin
Drewitt, Brett
Ernst, Derek
Etulain, Julián
Every, Matt
Flores, Martin
Frittelli, Dylan
Garber, Joey
Garrigus, Robert
Gibson, Rhein
Glover, Lucas
Gómez, Fabián
Gooch, Talor
Griffin, Lanto
Hearn, David

Henry, J.J.
Herman, Jim
Herron, Tim
Hickok, Kramer
Hoag, Bo
Hoey, Rico
Homa, Max
Hopfinger, Brad
Hubbard, Mark
Hueber, Justin
Ihm, Steven
Im, Sungjae
Jaeger, Stephan
Johnson, Michael
Jones, Kyle
Kennerly, Billy
Knous, Jim
Kohles, Ben
Langley, Scott
Lashley, Nate
Lebioda, Hank
Ledesma, Nelson
Lee, Kyoung-Hoon
Lindheim, Nicholas
Lingmerth, David
Loar, Edward
Long, Adam
Lovelady, Tom
Lower, Justin
Luck, Curtis
Mahan, Hunter
Malnati, Peter
McCarthy, Dan
McCarthy, Denny
McLachlin, Parker
McNealy, Maverick
Merrick, John
Meyer, Dylan
Moore, Taylor
Muñoz, Sebastián
Norlander, Henrik
Oda, John
Oppenheim, Rob

Ortiz, Carlos
Paisley, Chris
Patel, Bhavik
Percy, Cameron
Peterson, John
Piller, Martin
Pinckney, Scott
Randolph, Jonathan
Reeves, Seth
Roach, Wes
Rodríguez, José de Jesús
Romero, Andres
Rottluff, Max
Schenk, Adam
Schnell, Brady
Seiffert, Chase
Senden, John
Shelton, Robby
Shindler, Conrad
Silverman, Ben
Skinns, David
Sloan, Roger
Stefani, Shawn
Stegmaier, Brett
Straka, Sepp
Streb, Robert
Summerhays, Daniel
Suri, Julian
Svensson, Adam
Taylor, Ben
Teater, Josh
Thompson, Chris
Thompson, Michael
Tracy, Ethan
Trainer, Martin
Tringale, Cameron
Van Aswegen, Tyrone
Wheatcroft, Steve
Wilcox, Willy
Wright, Chase
Yip, Ryan
Zhang, Xinjun

Field list above as of Monday, Sept. 17.

Individual Player Records

Adamonis, Brad (68.25)

Year	1st	2nd	3rd	4th	Total	Finish	Money
2007	66	70	68	69	273	T21	\$7,410.94

Adams, Blake (69.75)

Year	1st	2nd	3rd	4th	Total	Finish	Money
2009	69	73	70	67	279	T12	\$22,000.00
2015	72	69			141	CUT	
2017	69	67	70	72	278	T48	2,975.00
Total							\$24,975.00

Affrunti, Joe (69.75)

Year	1st	2nd	3rd	4th	Total	Finish	Money
2010	66	71	72	70	279	3	\$68,000.00

Aiken, Thomas (67.50)

Year	1st	2nd	3rd	4th	Total	Finish	Money
2015	69	67	69	65	270	T5	\$35,125.00

Alarcon, Rafael (73.00)

Year	1st	2nd	3rd	4th	Total	Finish	Money
1995	78	71	74	74	297	T33	\$1,450.00
1996	68	74	74	71	287	T5	12,500.00
Total							\$13,950.00

Albertson, Anders (67.00)

Year	1st	2nd	3rd	4th	Total	Finish	Money
2017	68	66	67	67	268	T8	\$28,000.00
Total							\$28,000.00

Aldridge, Tyler (72.50)

Year	1st	2nd	3rd	4th	Total	Finish	Money
2015	72	73			145	CUT	

Alker, Steven (72.00)

Year	1st	2nd	3rd	4th	Total	Finish	Money
2002	71	69	68		208	T2	\$44,800.00
2004	73	69	77	71	290	T41	2,812.50
2009	75	74	79	76	304	T56	3,225.00
2013	73	73			146	CUT	
2014	72	71			143	CUT	
2015	67	68	74	68	277	T35	4,762.50
2017	72	67			139	CUT	
Total							\$55,600.00

Allan, Steve (72.75)

Year	1st	2nd	3rd	4th	Total	Finish	Money
2006	68	73	77	72	290	29	\$5,400.00
2014	72	71			143	CUT	
2015	71	78			149	CUT	
Total							\$5,400.00

Allen, Michael (73.67)

Year	1st	2nd	3rd	4th	Total	Finish	Money
1998	78	80	71	75	304	41	\$1,540.00
2000	72	72	72	74	290	T30	4,207.50
2003	69	74	76	71	290	T36	3,625.00
Total							\$9,372.50

Allenby, Robert (69.00)

Year	1st	2nd	3rd	4th	Total	Finish	Money
2015	69	71	68	68	276	T30	\$6,360.00

Allred, Jason (71.92)

Year	1st	2nd	3rd	4th	Total	Finish	Money
2006	76	72	72	73	293	T40	\$3,375.00
2014	72	67	74	75	288	63	2,540.00
2015	71	68	73	70	282	T62	2,540.00
Total							\$8,455.00

Ancer, Abraham (72.50)

Year	1st	2nd	3rd	4th	Total	Finish	Money
2015	73	72			145	CUT	
2017	74	70			144	CUT	

Anderson, Chris (71.88)

Year	1st	2nd	3rd	4th	Total	Finish	Money
2004	72	73	73	74	292	T45	\$2,468.75
2008	71	71	68	73	283	T46	3,662.50
Total							\$6,131.25

Anderson, Jeremy (67.50)

Year	1st	2nd	3rd	4th	Total	Finish	Money
2007	71	68	66	65	270	T12	\$17,050.00

Anderson, Mark (72.38)

Year	1st	2nd	3rd	4th	Total	Finish	Money
2010	75	75	76	70	296	T52	\$3,350.00
2011	66	78	73	74	291	T29	6,533.33
2013	64	71	74	72	281	T46	3,630.00
2017	73	65			138	CUT	
Total							\$13,513.33

Appleby, Stuart (72.25)

Year	1st	2nd	3rd	4th	Total	Finish	Money
1995	72	72	71	74	289	T7	\$9,375.00
2017	66	75			141	CUT	
Total							\$9,375.00

Aragon, Alex (72.20)

Year	1st	2nd	3rd	4th	Total	Finish	Money
2012	74	73	70	69	286	T47	\$3,560.00
2013	74	78			152	CUT	
2015	72	68	73	71	284	T66	2,470.00
Total							\$6,030.00

Armour, Ryan (71.85)

Year	1st	2nd	3rd	4th	Total	Finish	Money
2004	70	70	71	72	283	T21	\$6,312.50
2005	69	70	73	74	286	T7	20,258.33
2006	71	71	70	74	286	21	9,000.00
2011	69	77	74	79	299	T53	3,300.00
2014	71	71			142	CUT	
2015	69	72			141	CUT	
Total							\$38,870.83

Armour III, Tommy (72.75)

Year	1st	2nd	3rd	4th	Total	Finish	Money
1994	70	73	74	74	291	T27	\$1,665.00

Arnaud, Michael (72.00)

Year	1st	2nd	3rd	4th	Total	Finish	Money
2015	69	75			144	CUT	

Arnold, Jamie (71.50)

Year	1st	2nd	3rd	4th	Total	Finish	Money
2017	68	75			143	CUT	

Atkins, Matt (67.25)

Year	1st	2nd	3rd	4th	Total	Finish	Money
2017	62	69	68	70	269	T12	\$20,250.00
Total							\$20,250.00

Atwal, Arjun (69.63)

Year	1st	2nd	3rd	4th	Total	Finish	Money
2007	68	75	67	68	278	T44	\$3,083.40
2008	71	71	71	66	279	T31	6,200.00
Total							\$9,283.40

Aubrey, Emlyn (71.47)

Year	1st	2nd	3rd	4th	Total	Finish	Money
1993	73	68	74	75	290	T20	\$2,150.00
1994	72	69	67	70	278	T2	19,762.50
1998	72	72	69	76	289	T7	13,125.00
2002	74	68	73		215	T23	5,622.86
Total							\$40,660.36

Austin, Woody (72.17)

Year	1st	2nd	3rd	4th	Total	Finish	Money
1994	73	71	70	73	287	19	\$2,700.00
1998	74	74	71	73	292	T14	4,858.00
2012	69	72	70	76	287	52	3,400.00
Total							\$10,958.00

Axley, Eric (70.10)

Year	1st	2nd	3rd	4th	Total	Finish	Money
2005	77	66	66	69	278	2	\$70,200.00
2014	69	71	70	68	278	T25	7,771.67
2015	74	71			145	CUT	
2017	70	70			140	CUT	
Total							\$77,971.67

Baddeley, Aaron (69.71)

Year	1st	2nd	3rd	4th	Total	Finish	Money
2002	68	72	72		212	T13	\$11,430.00
2015	67	71	73	65	276	T30	6,360.00
Total							\$17,790.00

Individual Player Records

Baek, Todd (73.00)

Year	1st	2nd	3rd	4th	Total	Finish	Money
2015	73				73	W/D	

Baird, Briny (69.25)

Year	1st	2nd	3rd	4th	Total	Finish	Money
2000	72	70	66	69	277	2	\$59,400.00

Baker, Chris (68.25)

Year	1st	2nd	3rd	4th	Total	Finish	Money
2017	68	67	71	67	273	T32	\$5,975.00
Total							\$5,975.00

Barber, Aaron (75.75)

Year	1st	2nd	3rd	4th	Total	Finish	Money
2005	71	76	79	77	303	56	\$2,112.50

Barber, Blayne (70.00)

Year	1st	2nd	3rd	4th	Total	Finish	Money
2014	71	69	71	69	280	T37	\$4,850.00

Barcelo, Rich (74.33)

Year	1st	2nd	3rd	4th	Total	Finish	Money
2002	77	76	75		228	T51	\$2,235.00
2003	75	80	65	75	295	T45	2,520.83
2009	77	69			146	DQ	
Total							\$4,755.83

Barlow, Craig (72.00)

Year	1st	2nd	3rd	4th	Total	Finish	Money
2009	70	75	70	73	288	T42	\$4,225.00
2015	70	74			144	CUT	
Total							\$4,225.00

Barlow, Jeff (75.08)

Year	1st	2nd	3rd	4th	Total	Finish	Money
1994	74	82	70	72	298	T43	\$832.50
1995	72	78	77	74	301	T45	875.00
1996	72	81	71	78	302	T36	1,250.00
Total							\$2,957.50

Barnes, Ricky (70.20)

Year	1st	2nd	3rd	4th	Total	Finish	Money
2006	72	68	73	65	278	4	\$36,000.00
2008	69	71	70	71	281	T37	5,000.00
2013	69	74			143	CUT	
2017	67	70	69		206	W/D	
Total							\$41,000.00

Barranger, Todd (74.29)

Year	1st	2nd	3rd	4th	Total	Finish	Money
2001	85	77	71	75	308	T46	\$2,430.00
2002	65	73	74		212	T13	11,430.00
Total							\$13,860.00

Barron, Doug (72.45)

Year	1st	2nd	3rd	4th	Total	Finish	Money
1996	72	80	74	68	294	T16	\$3,362.50
2002	70	71	74		215	T23	5,622.86
2004	67	74	74	73	288	T34	3,687.50
Total							\$12,672.86

Baryl, Chris (69.88)

Year	1st	2nd	3rd	4th	Total	Finish	Money
2006	69	67	72	74	282	T10	\$18,750.00
2009	69	70	70	68	277	T7	29,100.00
Total							\$47,850.00

Bateman, Ahmad (75.29)

Year	1st	2nd	3rd	4th	Total	Finish	Money
1997	73	72	74	83	302	T42	\$1,230.00
2000	81	69	75		225	DQ	
Total							\$1,230.00

Bateman, Brian (75.75)

Year	1st	2nd	3rd	4th	Total	Finish	Money
1998	73	79	78	73	303	40	\$1,610.00

Bates, Ben (73.25)

Year	1st	2nd	3rd	4th	Total	Finish	Money
1993	73	75	69	79	296	T36	\$1,040.00
1995	72	70	74	76	292	T12	3,850.00
1997	70	70	74	75	289	T10	6,350.00
2004	67	72	78	78	295	T50	2,203.13
Total							\$13,443.13

Bates, Pat (73.20)

Year	1st	2nd	3rd	4th	Total	Finish	Money
1994	73	72	72	66	283	T12	\$3,993.75
1996	76	75	76	76	303	41	1,100.00
1997	75	72	74	75	296	T26	2,347.50
1998	76	76	73	73	298	T29	2,327.50
2001	71	72	72	69	284	1	108,000.00
Total							\$117,768.75

Beckman, Cameron (72.75)

Year	1st	2nd	3rd	4th	Total	Finish	Money
2006	72	69	74	76	291	T30	\$4,725.00

Begay III, Notah (73.75)

Year	1st	2nd	3rd	4th	Total	Finish	Money
1998	73	76	70	76	295	T23	\$3,325.00

Beljan, Charlie (70.50)

Year	1st	2nd	3rd	4th	Total	Finish	Money
2017	69	72			141	CUT	

Benedetti, Camilo (70.30)

Year	1st	2nd	3rd	4th	Total	Finish	Money
2011	67	70	74	73	284	T5	\$36,500.00
2012	72	73	66	67	278	T19	12,120.00
2013	71	70			141	CUT	
Total							\$48,620.00

Benepe, Jim (74.75)

Year	1st	2nd	3rd	4th	Total	Finish	Money
2001	72	83	73	71	299	T32	\$4,290.00

Berganio, Jr., David (72.50)

Year	1st	2nd	3rd	4th	Total	Finish	Money
1996	66	73	72	74	285	2	\$28,375.00
1998	77	75	67	74	293	19	4,200.00
1999	74	70	77	74	295	T26	3,213.33
2000	74	73	71	69	287	T21	5,962.00
Total							\$41,750.33

Berger, Daniel (72.75)

Year	1st	2nd	3rd	4th	Total	Finish	Money
2014	72	68	74	77	291	65	\$2,500.00

Bergman, Oskar (68.00)

Year	1st	2nd	3rd	4th	Total	Finish	Money
2008	73	66	67	66	272	T7	\$32,250.00

Bertoni, Travis (71.00)

Year	1st	2nd	3rd	4th	Total	Finish	Money
2010	72	75	80	68	295	T49	\$3,500.00
2014	66	69	68	71	274	T7	30,125.00
2015	71	70			141	CUT	
Total							\$33,625.00

Bertsch, Shane (72.50)

Year	1st	2nd	3rd	4th	Total	Finish	Money
2000	71	75	77	71	294	T39	\$2,860.00
2004	77	73	76	77	303	57	2,000.00
2005	75	76	69	76	296	T43	2,613.00
2013	65	74	72	70	281	T46	3,630.00
2014	69	70	70	69	278	T25	7,771.67
2015	71	69	76	72	288	69	2,420.00
Total							\$21,294.67

Bettencourt, Matt (70.00)

Year	1st	2nd	3rd	4th	Total	Finish	Money
2008	68	67	63	69	267	1	\$180,000.00
2013	66	74	73	80	293	67	2,650.00
Total							\$182,650.00

Individual Player Records

Biershenk, Tommy (73.67)

Year	1st	2nd	3rd	4th	Total	Finish	Money
2000	72	72	70	79	293	38	\$3,080.00
2001	77	75	76	68	296	T25	5,730.00
2002	75	70	77		222	T42	2,760.00
2011	71	72	80	71	294	T43	4,100.00
Total							\$15,670.00

Bjornstad, Henrik (70.75)

Year	1st	2nd	3rd	4th	Total	Finish	Money
2009	70	71	69	73	283	T23	\$9,350.00

Blaauw, Jacques (74.00)

Year	1st	2nd	3rd	4th	Total	Finish	Money
2017	74	74			148	CUT	

Blair, Zachary (66.75)

Year	1st	2nd	3rd	4th	Total	Finish	Money
2014	63	65	71	68	267	2	\$108,000.00
2017	70	68			138	CUT	
Total							\$108,000.00

Bland, Adam (71.25)

Year	1st	2nd	3rd	4th	Total	Finish	Money
2009	68	73	71	73	285	T31	\$6,200.00

Blanks, Kris (71.25)

Year	1st	2nd	3rd	4th	Total	Finish	Money
2008	70	71	71	71	283	T46	\$3,662.50
2013	74	70			144	CUT	
2014	71	72			143	CUT	
Total							\$3,662.50

Blaum, Ryan (71.00)

Year	1st	2nd	3rd	4th	Total	Finish	Money
2014	72	70			142	CUT	
2015	76	66			142	CUT	

Blixt, Jonas (72.25)

Year	1st	2nd	3rd	4th	Total	Finish	Money
2009	70	69	78	71	288	T42	\$4,225.00
2010	73	74	73	74	294	T46	3,700.00
2011	72	69	73	71	285	T8	28,000.00
Total							\$35,925.00

Bohn, Jason (69.00)

Year	1st	2nd	3rd	4th	Total	Finish	Money
2003	73	68	65	70	276	T5	\$23,750.00

Bolli, Justin (70.92)

Year	1st	2nd	3rd	4th	Total	Finish	Money
2004	67	64	73	74	278	T5	\$21,187.50
2006	70	76	83	69	298	T53	2,456.25
2007	69	71	71	68	279	51	2,790.00
2009	67	71	72	70	280	T14	17,000.00
2011	73	71	75	78	297	T51	3,425.00
2012	65	71	67	65	268	1	180,000.00
2013	71	73			144	CUT	
Total							\$226,858.75

Booker, Eric (72.75)

Year	1st	2nd	3rd	4th	Total	Finish	Money
1997	71	74	70	75	290	13	\$5,100.00
1998	73	75	72	72	292	T14	4,858.00
Total							\$9,958.00

Boros, Guy (72.93)

Year	1st	2nd	3rd	4th	Total	Finish	Money
1993	71	71	74	77	293	T28	\$1,480.00
2001	73	77	77	73	300	T34	3,850.00
2003	72	72	68	75	287	T28	5,015.62
2013	73	68			141	CUT	
Total							\$10,345.62

Bowden, Craig (73.11)

Year	1st	2nd	3rd	4th	Total	Finish	Money
1996	79	74	80	74	307	T46	\$825.00
1998	79	77	75	71	302	39	1,680.00
1999	72	72	70	76	290	T13	6,266.66
2003	72	76	70	70	288	T32	4,312.50
2006	71	68	75	73	287	T22	7,500.00
2009	71	70	70	66	277	T7	29,100.00
2011	72	73	78	73	296	T47	3,587.50
Total							\$53,271.66

Bowditch, Steven (72.00)

Year	1st	2nd	3rd	4th	Total	Finish	Money
2005	71	68	70	73	282	5	\$26,000.00
2010	70	80	79	65	294	T46	3,700.00
Total							\$29,700.00

Bradley, Keegan (73.00)

Year	1st	2nd	3rd	4th	Total	Finish	Money
2010	72	75	69	76	292	T38	\$4,800.00

Bramlett, Joseph (70.50)

Year	1st	2nd	3rd	4th	Total	Finish	Money
2012	70	71	71	70	282	T31	\$6,300.00

Branshaw, David (70.74)

Year	1st	2nd	3rd	4th	Total	Finish	Money
2002	76	76	73		225	T48	\$2,310.00
2003	72	69	73	71	285	T23	6,281.25
2005	71	65	69	71	276	1	117,000.00
2008	70	67	69	68	274	T11	21,200.00
2009	70	71	69	70	280	T14	17,000.00
2010	71	74	74	68	287	T24	9,200.00
Total							\$172,991.25

Brehaut, Jeff (73.22)

Year	1st	2nd	3rd	4th	Total	Finish	Money
1993	74	68	73	76	291	T24	\$1,800.00
1994	68	73	76	68	285	T14	3,375.00
1995	79	78	77	73	307	49	700.00
1996	69	78	76	76	299	T28	1,800.00
1997	75	72	76	71	294	T23	2,925.00
1998	75	73	75	77	300	T33	1,995.00
2008	70	72	68	73	283	T46	3,662.50
2010	72	71	71	70	284	T11	21,200.00
Total							\$37,457.50

Brehm, Ryan (67.50)

Year	1st	2nd	3rd	4th	Total	Finish	Money
2017	65	69	68	68	270	T16	\$15,500.00
Total							\$15,500.00

Briggs, Danny (73.00)

Year	1st	2nd	3rd	4th	Total	Finish	Money
1993	69	66	71	72	278	2	\$22,700.00
1994	69	76	72	75	292	T31	1,417.50
1995	73	70	74	78	295	T24	2,130.00
2001	76	79	77	71	303	T39	3,120.00
Total							\$29,367.50

Brigman, D.J. (70.67)

Year	1st	2nd	3rd	4th	Total	Finish	Money
2003	66	68	71	68	273	2	\$67,500.00
2008	69	69	67	68	273	T9	28,000.00
2009	68	73	76	81	298	T54	3,325.00
2010	70	76	68	72	286	T21	11,200.00
2013	72	70			142	CUT	
Total							\$110,025.00

Broadaway, Josh (70.75)

Year	1st	2nd	3rd	4th	Total	Finish	Money
2008	74	67	68	66	275	T16	\$15,000.00
2011	72	70	77	72	291	T29	6,533.34
Total							\$21,533.34

Brown, Scott (70.00)

Year	1st	2nd	3rd	4th	Total	Finish	Money
2011	75	68	67	70	280	2	\$108,000.00

Individual Player Records

Browne, Olin (71.88)

Year	1st	2nd	3rd	4th	Total	Finish	Money
1993	71	69	75	73	288	T14	\$3,000.00
1995	72	74	73	68	287	T5	12,500.00
Total							\$15,500.00

Bruckner, Greg (74.25)

Year	1st	2nd	3rd	4th	Total	Finish	Money
1993	76	76	73	77	302	46	\$680.00
1994	75	72	73	73	293	T33	1,305.00
1995	70	80	73	73	296	T29	1,662.50
Total							\$3,647.50

Buckle, Andrew (71.00)

Year	1st	2nd	3rd	4th	Total	Finish	Money
2006	67	69	71	69	276	T2	\$66,000.00
2009	67	76	77	72	292	53	3,400.00
Total							\$69,400.00

Bugg, Jace (72.00)

Year	1st	2nd	3rd	4th	Total	Finish	Money
2002	76	68	72		216	T30	\$4,620.00

Buha, Jason (71.36)

Year	1st	2nd	3rd	4th	Total	Finish	Money
2001	72	74	74	71	291	T12	\$12,660.00
2002	71	69	70		210	T7	18,700.00
2004	69	70	70	75	284	T27	5,062.50
Total							\$36,422.50

Burgoon, Bronson (78.00)

Year	1st	2nd	3rd	4th	Total	Finish	Money
2014	78				78	W/D	
2015	67	71	70	68	276	T30	\$6,360.00
2017	66	63	68	68	265	4	48,000.00
Total							\$54,360.00

Burke, Patrick (74.00)

Year	1st	2nd	3rd	4th	Total	Finish	Money
2000	74	74			148	DQ	

Burns, Bob (71.25)

Year	1st	2nd	3rd	4th	Total	Finish	Money
1993	76	72	71	76	295	T32	\$1,180.00
1998	73	69	67	74	283	1	63,000.00
2007	68	65	71	73	277	T41	3,720.00
Total							\$67,900.00

Burroughs, Clark (73.75)

Year	1st	2nd	3rd	4th	Total	Finish	Money
1994	72	74	69	80	295	T38	\$1,080.00

Burton, Kevin (75.25)

Year	1st	2nd	3rd	4th	Total	Finish	Money
1996	74	74	79	74	301	T32	\$1,475.00

Buttner, Bill (73.75)

Year	1st	2nd	3rd	4th	Total	Finish	Money
1995	75	74	75	71	295	T24	\$2,130.00

Byrd, Jonathan (71.50)

Year	1st	2nd	3rd	4th	Total	Finish	Money
2001	73	81	72	70	296	T25	\$5,730.00
2014	70	69	69	69	277	T21	10,800.00
2015	69	73			142	CUT	
2017	64	65	64	67	260	1	180,000.00
Total							\$196,530.00

Byrum, Curt (74.00)

Year	1st	2nd	3rd	4th	Total	Finish	Money
1993	73	75	68	75	291	T24	\$1,800.00
1999	76	67	82	76	301	T45	1,400.00
Total							\$3,200.00

Cabrera, Ángel (70.00)

Year	1st	2nd	3rd	4th	Total	Finish	Money
2017	68	69	73		210	W/D	

Caldwell, Rex (74.50)

Year	1st	2nd	3rd	4th	Total	Finish	Money
1994	73	74	73	78	298	T43	\$832.50

Campbell, Brian (74.50)

Year	1st	2nd	3rd	4th	Total	Finish	Money
2017	77	72			149	CUT	

Campbell, Chad (70.70)

Year	1st	2nd	3rd	4th	Total	Finish	Money
2001	71	72	74	71	288	4	\$28,800.00
2013	70	68	67	73	278	T29	6,866.66
2014	69	72			141	CUT	
Total							\$35,666.66

Campos, Rafael (69.50)

Year	1st	2nd	3rd	4th	Total	Finish	Money
2017	70	69			139	CUT	

Canete, Ariel (70.50)

Year	1st	2nd	3rd	4th	Total	Finish	Money
2013	68	73			141	CUT	

Cappelen, Sebastian (70.50)

Year	1st	2nd	3rd	4th	Total	Finish	Money
2014	69	70	68	75	282	T46	\$2,991.66

Carballo, Miguel Angel (70.70)

Year	1st	2nd	3rd	4th	Total	Finish	Money
2007	70	68	67	71	276	T39	\$4,107.50
2011	75	75	73	74	297	T51	3,425.00
2013	70	69	78	68	285	T57	3,050.00
2014	68	65	71	75	279	T31	5,975.00
2015	69	69	72	67	277	T35	4,762.50
Total							\$21,320.00

Carnevale, Mark (71.50)

Year	1st	2nd	3rd	4th	Total	Finish	Money
1997	69	71	71	75	286	4	\$19,500.00

Caron, Jason (73.09)

Year	1st	2nd	3rd	4th	Total	Finish	Money
2001	73	79	76	81	309	48	\$2,370.00
2002	69	74	75		218	T37	3,450.00
2004	66	68	77	66	277	T3	36,250.00
Total							\$42,070.00

Carr, Tom (72.75)

Year	1st	2nd	3rd	4th	Total	Finish	Money
1994	72	72	72	75	291	T27	\$1,665.00

Carter, Jim (73.25)

Year	1st	2nd	3rd	4th	Total	Finish	Money
1993	76	79	73	78	306	T47	\$620.00
1994	69	68	71	72	280	T6	9,562.50
Total							\$10,182.50

Carter, Tom (73.73)

Year	1st	2nd	3rd	4th	Total	Finish	Money
2001	72	78	69	68	287	T2	\$52,800.00
2002	77	73	75		225	T48	2,310.00
2003	70	74	79	76	299	T49	2,281.25
Total							\$57,391.25

Cassini, Nick (72.00)

Year	1st	2nd	3rd	4th	Total	Finish	Money
2004	73	72	71	72	288	T34	\$3,687.50

Castro, Roberto (71.00)

Year	1st	2nd	3rd	4th	Total	Finish	Money
2011	68	68	77	74	287	17	\$16,000.00
2014	71	67	72	71	281	T40	3,900.00
2015	70	70	70	62	272	T10	26,000.00
2017	65	64	69	70	268	T8	28,000.00
Total							\$73,900.00

Cauley, Bud (68.75)

Year	1st	2nd	3rd	4th	Total	Finish	Money
2013	70	69	65	71	275	T17	\$14,000.00
2015	71	71			142	CUT	
Total							\$14,000.00

Cejka, Alex (73.50)

Year	1st	2nd	3rd	4th	Total	Finish	Money
2013	73	74			147	CUT	

Individual Player Records

Chalmers, Greg (70.93)

Year	1st	2nd	3rd	4th	Total	Finish	Money
2005	71	73	75	77	296	T43	\$2,613.00
2007	69	65	72	72	278	T44	3,083.39
2008	69	72	69	67	277	T25	8,000.00
2014	73	69			142	CUT	
2015	76	72			148	CUT	
Total							\$13,696.39

Chappell, Kevin (72.75)

Year	1st	2nd	3rd	4th	Total	Finish	Money
2010	69	74	73	75	291	T33	\$5,800.00

Cheesman, Barry (72.14)

Year	1st	2nd	3rd	4th	Total	Finish	Money
1997	76	73	72	70	291	T14	\$4,380.00
2002	70	71	73		214	T19	7,485.00
Total							\$11,865.00

Chin, John (74.00)

Year	1st	2nd	3rd	4th	Total	Finish	Money
2017	73	75			148	CUT	

Chopra, Daniel (70.17)

Year	1st	2nd	3rd	4th	Total	Finish	Money
2003	68	71	67	76	282	T17	\$9,375.00
2011	72	62	77	71	282	T3	58,000.00
2013	69	69	70	70	278	T29	6,866.67
Total							\$74,241.67

Christensen, Dave (73.25)

Year	1st	2nd	3rd	4th	Total	Finish	Money
2004	71	73	73	76	293	47	\$2,375.00

Christian, Gary (70.89)

Year	1st	2nd	3rd	4th	Total	Finish	Money
2006	67	76	73	71	287	T22	\$7,500.00
2007	63	69	69	70	271	T14	13,950.00
2009	75	70	70	74	289	T46	3,750.00
2011	71	72	74	71	288	T18	13,040.00
2014	73	68			141	CUT	
Total							\$38,240.00

Christie, Michael (74.00)

Year	1st	2nd	3rd	4th	Total	Finish	Money
1995	73	73	79	71	296	T29	\$1,662.50
1996	68	71	82	75	296	T19	2,937.50
Total							\$4,600.00

Cink, Stewart (70.25)

Year	1st	2nd	3rd	4th	Total	Finish	Money
1996	66	71	71	73	281	1	\$45,000.00

Cioe, Joe (74.38)

Year	1st	2nd	3rd	4th	Total	Finish	Money
1995	71	76	69	78	294	T21	\$2,625.00
1996	66	78	75	82	301	T32	1,475.00
Total							\$4,100.00

Claar, Brian (70.67)

Year	1st	2nd	3rd	4th	Total	Finish	Money
2002	71	70	71		212	T13	\$11,430.00

Clark II, Michael (72.13)

Year	1st	2nd	3rd	4th	Total	Finish	Money
1996	73	69	70	79	291	T12	\$4,250.00
1997	71	70	71	75	287	T5	13,125.00
1998	72	78	65	73	288	T4	19,250.00
1999	71	74	68	75	288	T8	13,000.00
Total							\$49,625.00

Clark, Tim (72.13)

Year	1st	2nd	3rd	4th	Total	Finish	Money
1999	77	72	75	70	294	T23	\$3,800.00
2000	74	74	68	67	283	T9	14,850.00
Total							\$18,650.00

Claxton, Paul (72.09)

Year	1st	2nd	3rd	4th	Total	Finish	Money
1995	70	79	76	73	298	T36	\$1,250.00
1996	73	73	74	74	294	T16	3,362.50
1999	76	75	73	72	296	T29	2,720.00
2000	72	72	71	72	287	T21	5,962.00
2001	73	73	74	74	294	21	7,320.00
2003	72	74	71	70	287	T28	5,015.63
2006	69	70	75	67	281	T8	22,500.00
2007	72	70	66	70	278	T44	3,083.39
2010	71	71	70	71	283	10	27,000.00
2011	71	69	77	73	290	T24	8,480.00
2012	68	73	72	71	284	T39	4,800.00
Total							\$91,493.52

Claxton, Will (71.50)

Year	1st	2nd	3rd	4th	Total	Finish	Money
2013	69	74			143	CUT	

Clearwater, Keith (72.75)

Year	1st	2nd	3rd	4th	Total	Finish	Money
2000	69	74	75	73	291	T32	\$3,795.00

Cochran III, Rick (73.00)

Year	1st	2nd	3rd	4th	Total	Finish	Money
2015	73	73			146	CUT	

Coles, Gavin (71.33)

Year	1st	2nd	3rd	4th	Total	Finish	Money
2002	70	69	74		213	T17	\$9,240.00
2004	66	76	72	73	287	T31	4,062.50
2006	72	71	71	70	284	T14	13,125.00
2008	68	69	68	70	275	T16	15,000.00
2009	73	70	70	74	287	T39	4,900.00
2010	70	72	69	73	284	T11	21,200.00
2011	73	74	77	72	296	T47	3,587.50
Total							\$71,115.00

Collins, Chad (70.33)

Year	1st	2nd	3rd	4th	Total	Finish	Money
2005	75	69	72	71	287	T10	\$16,900.00
2006	72	67	76	81	296	T49	2,606.25
2007	68	69	70	68	275	T34	4,650.00
2009	69	69	70	69	277	T7	29,100.00
2013	69	71	73	66	279	T32	5,600.00
2014	65	69	70	70	274	T7	30,125.00
2017	71	65	70	65	271	T20	9,348.18
Total							\$98,329.43

Compton, Erik (72.00)

Year	1st	2nd	3rd	4th	Total	Finish	Money
2011	73	71	74	70	288	T18	\$13,040.00

Conley, Tim (74.88)

Year	1st	2nd	3rd	4th	Total	Finish	Money
1996	77	69	75	80	301	T32	\$1,475.00
1997	77	73	72	76	298	T35	1,620.00
Total							\$3,095.00

Connors, Corey (69.00)

Year	1st	2nd	3rd	4th	Total	Finish	Money
2017	69	69			138	CUT	

Conner, Frank (74.75)

Year	1st	2nd	3rd	4th	Total	Finish	Money
1993	74	82	77	74	307	T49	\$540.00
1994	72	69	75	75	291	T27	1,665.00
Total							\$2,205.00

Cook, Jeff (69.50)

Year	1st	2nd	3rd	4th	Total	Finish	Money
1994	73	70	67	68	278	T2	\$19,762.50

Cook, Austin (69.50)

Year	1st	2nd	3rd	4th	Total	Finish	Money
2015	70	69	68	71	278	T43	\$3,194.44
2017	66	65	70	67	268	T8	28,000.00
Total							\$31,194.44

Corpening, Franklin (74.00)

Year	1st	2nd	3rd	4th	Total	Finish	Money
2013	73	75			148	CUT	

Individual Player Records

Coston, Jeff (71.25)

Year	1st	2nd	3rd	4th	Total	Finish	Money
1993	74	68	71	72	285	T7	\$7,000.00

Cotner, Keoke (72.47)

Year	1st	2nd	3rd	4th	Total	Finish	Money
2000	73	71	76	72	292	T35	\$3,318.33
2001	71	76	73	71	291	T12	12,660.00
2002	69	69	72	71	210	T7	18,700.00
2005	78	73	71	72	294	T40	3,055.00
Total							\$37,733.33

Couch, Chris (71.50)

Year	1st	2nd	3rd	4th	Total	Finish	Money
2001	76	73	74	72	295	T22	\$6,620.00
2003	66	67	65	72	270	1	112,500.00
2005	72	73	76	72	293	T35	3,575.00
Total							\$122,695.00

Covello, Vince (70.50)

Year	1st	2nd	3rd	4th	Total	Finish	Money
2017	69	72			141	CUT	

Cowan, P.J. (75.50)

Year	1st	2nd	3rd	4th	Total	Finish	Money
1996	75	75	74	78	302	T36	\$1,250.00

Cox, Kris (73.63)

Year	1st	2nd	3rd	4th	Total	Finish	Money
1999	77	71	79	73	300	T40	\$1,680.00
2005	73	72	73	71	289	T19	7,878.00
Total							\$9,558.00

Cramer, Rick (75.50)

Year	1st	2nd	3rd	4th	Total	Finish	Money
1996	74	74	84	70	302	T36	\$1,250.00

Crane, Ben (73.13)

Year	1st	2nd	3rd	4th	Total	Finish	Money
2000	75	73	75	73	296	T44	\$2,200.00
2001	72	76	72	69	289	T5	21,900.00
Total							\$24,100.00

Crawford, Adam (70.67)

Year	1st	2nd	3rd	4th	Total	Finish	Money
2013	71	65	72	74	282	51	\$3,450.00
2014	75	67			142	CUT	
Total							\$3,450.00

Curl, Jeff (72.17)

Year	1st	2nd	3rd	4th	Total	Finish	Money
2010	72	73	73	74	292	T38	\$4,800.00
2014	73	68			141	CUT	
Total							\$4,800.00

Curran, Jon (70.50)

Year	1st	2nd	3rd	4th	Total	Finish	Money
2014	72	69			141	CUT	
2017	70	73			143	CUT	

Curtis, Ben (70.75)

Year	1st	2nd	3rd	4th	Total	Finish	Money
2014	73	67	72	71	283	T52	\$2,726.67

Dahmen, Joel (73.00)

Year	1st	2nd	3rd	4th	Total	Finish	Money
2015	76	70			146	CUT	
2017	70	72			142	CUT	

Daley, Jess (71.63)

Year	1st	2nd	3rd	4th	Total	Finish	Money
2003	68	69	70	70	277	7	\$20,937.50
2006	75	73	75	73	296	T49	2,606.25
Total							\$23,543.75

Daley, Joe (73.60)

Year	1st	2nd	3rd	4th	Total	Finish	Money
1997	77	75	75	77	304	T46	\$990.00
2000	73	70	66	72	281	T5	20,075.00
2001	73	84	75	72	304	T43	2,760.00
2005	71	72	76	73	292	T30	4,231.50
2008	74	72	72	73	291	58	3,100.00
Total							\$31,156.50

Davidson, Matt (71.33)

Year	1st	2nd	3rd	4th	Total	Finish	Money
2011	70	72	74	70	286	T12	\$19,600.00
2013	72	71			143	CUT	
2014	69	69	71	72	281	T40	3,900.00
2015	72	74			146	CUT	
Total							\$23,500.00

Davis, Brian (70.25)

Year	1st	2nd	3rd	4th	Total	Finish	Money
2015	70	70	68	73	281	T56	\$2,630.00
2017	68	79			147	CUT	
Total							\$2,630.00

Dawson, Marco (71.91)

Year	1st	2nd	3rd	4th	Total	Finish	Money
1999	72	68	74	69	283	2	\$45,400.00
2002	74	70	74		218	T37	3,450.00
2011	75	67	74	74	290	T24	8,480.00
Total							\$57,330.00

Day, Glen (72.13)

Year	1st	2nd	3rd	4th	Total	Finish	Money
2006	72	73	78	75	298	T53	\$2,456.25
2013	70	70	68	71	279	T32	5,600.00
Total							\$8,056.25

de Jonge, Brendon (71.25)

Year	1st	2nd	3rd	4th	Total	Finish	Money
2005	73	73	70	73	289	T19	\$7,878.00
2006	70	75	75	72	292	T36	3,975.00
2008	69	69	67	69	274	T11	21,200.00
Total							\$33,053.00

DeCorso, Bryan (71.00)

Year	1st	2nd	3rd	4th	Total	Finish	Money
2008	68	71	74	71	284	T50	\$3,475.00

Delsing, Jay (71.71)

Year	1st	2nd	3rd	4th	Total	Finish	Money
2001	71	77	74	69	291	T12	\$12,660.00
2002	73	63	75		211	T10	15,000.00
Total							\$27,660.00

Demsey, Todd (72.14)

Year	1st	2nd	3rd	4th	Total	Finish	Money
1999	74	70	76	71	291	T16	\$5,253.33
2000	78	77			155	W/D	
2003	73	74	76	67	290	T36	3,625.00
2007	72	68	65	69	274	T29	5,425.00
Total							\$14,303.33

Dennis, Clark (73.13)

Year	1st	2nd	3rd	4th	Total	Finish	Money
1993	71	76	73	72	292	27	\$1,600.00
1997	75	73	73	72	293	T19	3,375.00
Total							\$4,975.00

Díaz, Roberto (67.75)

Year	1st	2nd	3rd	4th	Total	Finish	Money
2017	67	65	70	69	271	T20	\$9,348.18
Total							\$9,348.18

Dickerson, Bubba (73.19)

Year	1st	2nd	3rd	4th	Total	Finish	Money
2005	72	72	69	73	286	T7	\$20,258.33
2008	72	72	71	72	287	53	3,350.00
2009	72	74	76	76	298	T54	3,325.00
2011	74	73	76	77	300	T56	3,175.00
Total							\$30,108.33

DiMarco, Chris (72.20)

Year	1st	2nd	3rd	4th	Total	Finish	Money
1993	72	71	72	70	285	T7	\$7,000.00
1997	74	72	73	75	294	T23	2,925.00
2013	72	71			143	CUT	
Total							\$9,925.00

Individual Player Records

Dodds, Trevor (73.75)

Year	1st	2nd	3rd	4th	Total	Finish	Money
1997	73	70	71	73	287	T5	\$13,125.00
2001	73	81	76	73	303	T39	3,120.00
Total							\$16,245.00

Dou, Zecheng (68.33)

Year	1st	2nd	3rd	4th	Total	Finish	Money
2017	65	68	72		205	W/D	

Downes, Billy (75.75)

Year	1st	2nd	3rd	4th	Total	Finish	Money
1997	78	74	76	75	303	T44	\$1,110.00

Doyle, Allen (70.75)

Year	1st	2nd	3rd	4th	Total	Finish	Money
1995	72	68	72	71	283	1	\$45,000.00

Drewitt, Brett (68.25)

Year	1st	2nd	3rd	4th	Total	Finish	Money
2017	64	67	77	65	273	T32	\$5,975.00
Total							\$5,975.00

Driscoll, James (71.10)

Year	1st	2nd	3rd	4th	Total	Finish	Money
2004	72	69	74	74	289	T37	\$3,250.00
2007	64	71	67	67	269	T8	21,700.00
2014	74	79			153	CUT	
Total							\$24,950.00

Dufner, Jason (72.88)

Year	1st	2nd	3rd	4th	Total	Finish	Money
2001	73	73	74	69	289	T5	\$21,900.00
2003	66	70	72	71	279	T12	12,656.25
2005	74	81	78	80	313	59	2,015.00
2006	72	68	74	71	285	T18	10,500.00
Total							\$47,071.25

Duke, Ken (70.56)

Year	1st	2nd	3rd	4th	Total	Finish	Money
2003	67	66	70	72	275	4	\$30,000.00
2005	72	71	74	75	292	T30	4,231.50
2006	70	71	76	67	284	T14	13,125.00
2011	72	68	70	68	278	1	180,000.00
2017	68	68	72	77	285	55	2,710.00
Total							\$230,066.50

Dunakey, Doug (73.50)

Year	1st	2nd	3rd	4th	Total	Finish	Money
1998	73	75	71	75	294	T20	\$3,850.00

Duncan, Tyler (69.50)

Year	1st	2nd	3rd	4th	Total	Finish	Money
2015	71	67	74	66	278	T43	\$3,194.45
2017	63	70	64	72	269	T12	20,250.00
Total							\$23,444.45

Dunlap, Scott (72.56)

Year	1st	2nd	3rd	4th	Total	Finish	Money
1998	77	77	74	66	294	T20	\$3,850.00
2004	73	70	77	70	290	T41	2,812.50
2006	78	67	74	74	293	T40	3,375.00
2008	74	76	69	69	288	T54	3,225.00
2013	73	68			141	CUT	
Total							\$13,262.50

Durant, Joe (70.67)

Year	1st	2nd	3rd	4th	Total	Finish	Money
1995	78	66	71	72	287	T5	\$12,500.00
1996	71	73	70	73	287	T5	12,500.00
2013	66	67	68	73	274	T8	23,333.33
Total							\$48,333.33

Durkin, Kevin (74.50)

Year	1st	2nd	3rd	4th	Total	Finish	Money
2005	67	77	77	77	298	50	\$2,307.50

Duval, David (69.63)

Year	1st	2nd	3rd	4th	Total	Finish	Money
1993	69	68	72	68	277	1	\$36,000.00
1994	67	73	69	71	280	T6	9,562.50
Total							\$45,562.50

Eaks, R.W. (73.63)

Year	1st	2nd	3rd	4th	Total	Finish	Money
1993	71	73	77	76	297	T39	\$940.00
1996	73	76	72	76	297	T21	2,625.00
1997	76	76	71	74	297	T30	1,872.00
2000	75	68	74	70	287	T21	5,962.00
Total							\$11,399.00

Eason, Greg (68.50)

Year	1st	2nd	3rd	4th	Total	Finish	Money
2015	67	67	70	70	274	T18	\$12,600.00

Edwards, Joel (71.75)

Year	1st	2nd	3rd	4th	Total	Finish	Money
1999	70	73	74	70	287	T6	\$17,000.00

Elder, Brad (70.70)

Year	1st	2nd	3rd	4th	Total	Finish	Money
1999	73	70	73	74	290	T13	\$6,266.67
2007	73	65	65	72	275	T34	4,650.00
2015	72	70			142	CUT	
Total							\$10,916.67

Elliott, Bobby (73.25)

Year	1st	2nd	3rd	4th	Total	Finish	Money
1996	69	77	73	74	293	15	\$3,625.00

Elliott, John (75.07)

Year	1st	2nd	3rd	4th	Total	Finish	Money
1994	79	79	71	76	305	T48	\$652.50
1995	76	79	80	70	305	48	750.00
1997	82	79	75	87	323	50	780.00
1998	76	77	77	76	306	45	1,260.00
2000	74	70			144	DQ	
2001	75	79	74	69	297	T28	5,100.00
2003	73	73	73	70	289	35	3,937.50
2004	73	72	68	70	283	T21	6,312.50
Total							\$18,792.50

Ellis, Danny (74.38)

Year	1st	2nd	3rd	4th	Total	Finish	Money
1996	70	82	70	76	298	T24	\$2,187.50
2005	71	77	73	76	297	T48	2,372.50
Total							\$4,560.00

Enloe, Jason (75.60)

Year	1st	2nd	3rd	4th	Total	Finish	Money
2006	74				74	W/D	
2009	76	73	80	75	304	T56	\$3,225.00
Total							\$3,225.00

Ernst, Derek (69.50)

Year	1st	2nd	3rd	4th	Total	Finish	Money
2015	69	70	67	72	278	T43	\$3,194.44
2017	66	72			138	CUT	
Total							\$3,194.44

Estes, Jim (74.50)

Year	1st	2nd	3rd	4th	Total	Finish	Money
1996	74	74	75	75	298	T24	\$2,187.50

Etulain, Julian (71.50)

Year	1st	2nd	3rd	4th	Total	Finish	Money
2015	72	71			143	CUT	
2015	72	71			143	CUT	
2017	64	63	74	70	271	T20	\$9,348.18
Total							\$9,348.18

Every, Matt (69.33)

Year	1st	2nd	3rd	4th	Total	Finish	Money
2008	68	70	70	71	279	T31	\$6,200.00
2009	70	63	67	67	267	1	180,000.00
2011	71	68	72	75	286	T12	19,600.00
Total							\$205,800.00

Fabel, Brad (70.75)

Year	1st	2nd	3rd	4th	Total	Finish	Money
1994	68	74	69	70	281	8	\$7,875.00
1995	69	74	73	69	285	3	21,250.00
Total							\$29,125.00

Individual Player Records

Fabyan, Barry (74.25)

Year	1st	2nd	3rd	4th	Total	Finish	Money
1994	74	76	71	76	297	T41	\$967.50

Fast, Matt (70.25)

Year	1st	2nd	3rd	4th	Total	Finish	Money
2015	70	69	71	71	281	T56	\$2,630.00

Fathauer, Derek (67.13)

Year	1st	2nd	3rd	4th	Total	Finish	Money
2014	65	66	67	68	266	1	\$180,000.00
2015	69	69	67	66	271	9	29,000.00
Total							\$209,000.00

Fdez-Castano, Gonzalo (71.25)

Year	1st	2nd	3rd	4th	Total	Finish	Money
2015	67	73	73	72	285	68	\$2,440.00
2017	70	67	67	73	277	T46	3,125.00
Total							\$5,565.00

Felton, Kim (72.00)

Year	1st	2nd	3rd	4th	Total	Finish	Money
2005	72	73	72	71	288	T12	\$11,978.57

Fergus, Keith (70.50)

Year	1st	2nd	3rd	4th	Total	Finish	Money
1994	69	73	72	68	282	T9	\$5,625.00

Fernandez-Valdes, Jorge (71.00)

Year	1st	2nd	3rd	4th	Total	Finish	Money
2015	73	69			142	CUT	

Finau, Tony (69.00)

Year	1st	2nd	3rd	4th	Total	Finish	Money
2014	68	72	70	66	276	T14	\$16,000.00

Fischer, Todd (73.29)

Year	1st	2nd	3rd	4th	Total	Finish	Money
2001	79	74	73	72	298	T30	\$4,665.00
2002	72	74	69		215	T23	5,622.86
Total							\$10,287.86

Fischer, Zack (70.50)

Year	1st	2nd	3rd	4th	Total	Finish	Money
2015	70	71			141	CUT	

Flanagan, Nick (71.33)

Year	1st	2nd	3rd	4th	Total	Finish	Money
2006	71	69	79	72	291	T30	\$4,725.00
2012	71	74	69	72	286	T47	3,560.00
2013	69	68	71	71	279	T32	5,600.00
Total							\$13,885.00

Flesch, Steve (69.50)

Year	1st	2nd	3rd	4th	Total	Finish	Money
1997	69	68	68	73	278	1	\$54,000.00

Flores, Martin (71.00)

Year	1st	2nd	3rd	4th	Total	Finish	Money
2011	72	73	73	75	293	T38	\$4,800.00
2015	69	68	70	68	275	T24	8,221.67
Total							\$13,021.67

Foley, Kevin (70.50)

Year	1st	2nd	3rd	4th	Total	Finish	Money
2012	68	73	71	65	277	T13	\$17,666.67
2013	74	72			146	CUT	
Total							\$17,666.67

Foltz, Jerry (74.25)

Year	1st	2nd	3rd	4th	Total	Finish	Money
1995	76	73	78	70	297	T33	\$1,450.00

Ford, Steve (75.00)

Year	1st	2nd	3rd	4th	Total	Finish	Money
1999	73	76	79	72	300	T40	\$1,680.00

Fraustro, Oscar (69.80)

Year	1st	2nd	3rd	4th	Total	Finish	Money
2013	71	68	72	73	284	T54	\$3,250.00
2014	69	72			141	CUT	
2015	64	71	69	69	273	T12	19,000.00
Total							\$22,250.00

Frazar, Harrison (73.67)

Year	1st	2nd	3rd	4th	Total	Finish	Money
1997	78	74	71	74	297	T30	\$1,872.00
2014	69	76			145	CUT	
Total							\$1,872.00

Freeman, Jeff (71.82)

Year	1st	2nd	3rd	4th	Total	Finish	Money
2001	78	76	74	70	298	T30	\$4,665.00
2002	72	70	72		214	T19	7,485.00
2003	71	68	72	67	278	T8	17,500.00
Total							\$29,650.00

Freeman, Robin (73.00)

Year	1st	2nd	3rd	4th	Total	Finish	Money
1998	75	74	72	71	292	T14	\$4,858.00

Friend, Bob (72.83)

Year	1st	2nd	3rd	4th	Total	Finish	Money
1993	70	70	71	83	294	T30	\$1,320.00
1994	73	71	70	75	289	T21	2,418.75
1997	72	72	72	75	291	T14	4,380.00
Total							\$8,118.75

Friesen, Steve (76.00)

Year	1st	2nd	3rd	4th	Total	Finish	Money
2011	74	72	75	83	304	59	\$3,050.00

Fritsch, Brad (69.50)

Year	1st	2nd	3rd	4th	Total	Finish	Money
2012	65	71	71	69	276	T9	\$26,000.00
2013	70	68	68	66	272	T2	66,000.00
2014	74	65	76	69	284	T58	2,630.00
2015	73	68			141	CUT	
Total							\$94,630.00

Fryatt, Edward (71.75)

Year	1st	2nd	3rd	4th	Total	Finish	Money
1999	70	69	77	71	287	T6	\$17,000.00

Furyk, Jim (71.50)

Year	1st	2nd	3rd	4th	Total	Finish	Money
1993	77	70	70	69	286	T10	\$4,500.00

Gage, Bobby (71.25)

Year	1st	2nd	3rd	4th	Total	Finish	Money
2003	70	69	73	73	285	T23	\$6,281.25

Gainey, Tommy (71.08)

Year	1st	2nd	3rd	4th	Total	Finish	Money
2010	71	72	71	75	289	T27	\$7,400.00
2014	73	62	72	75	282	T46	2,991.66
2015	67	69	70	76	282	T62	2,540.00
Total							\$12,931.66

Gallagher, Jeff (72.75)

Year	1st	2nd	3rd	4th	Total	Finish	Money
1995	70	76	75	71	292	T12	\$3,850.00
1997	79	73	74	78	304	T46	990.00
2000	72	75	71	65	283	T9	14,850.00
2009	73	69	73	70	285	T31	6,200.00
Total							\$25,890.00

Gardiner, Scott (70.35)

Year	1st	2nd	3rd	4th	Total	Finish	Money
2006	73	66	77	75	291	T30	\$4,725.00
2007	71	67	63	66	267	T5	29,450.00
2009	70	75	70	74	289	T46	3,750.00
2010	68	75	72	72	287	T24	9,200.00
2012	67	70	73	70	280	T25	8,400.00
2013	67	68	65	72	272	T2	66,000.00
2014	70	73			143	CUT	
Total							\$121,525.00

Gardner, Buddy (74.50)

Year	1st	2nd	3rd	4th	Total	Finish	Money
1994	73	73	79	73	298	T43	\$832.50

Garner, Tom (73.75)

Year	1st	2nd	3rd	4th	Total	Finish	Money
1993	74	73	75	73	295	T32	\$1,180.00

Individual Player Records

Garnett, Brice (70.00)

Year	1st	2nd	3rd	4th	Total	Finish	Money
2012	69	72	66	71	278	T19	\$12,120.00
2013	72	69			141	CUT	
2015	71	65	75	70	281	T56	2,630.00
2017	68	65	69	69	271	T20	9,348.18
Total							\$24,098.18

Garrigus, Robert (68.25)

Year	1st	2nd	3rd	4th	Total	Finish	Money
2015	69	69	67	68	273	T12	\$19,000.00

Garwood, Doug (72.00)

Year	1st	2nd	3rd	4th	Total	Finish	Money
2002	73	70	73		216	T30	\$4,620.00

Gates, Bobby (71.33)

Year	1st	2nd	3rd	4th	Total	Finish	Money
2010	71	73	69	72	285	T16	\$15,000.00
2013	72	71			143	CUT	
Total							\$15,000.00

Geiberger, Brent (74.50)

Year	1st	2nd	3rd	4th	Total	Finish	Money
1995	69	74	79	77	299	T41	\$1,025.00
1996	70	77	78	72	297	T21	2,625.00
Total							\$3,650.00

Gessino-Kraft, Kevin (74.00)

Year	1st	2nd	3rd	4th	Total	Finish	Money
2005	76	74	74	72	296	T43	\$2,613.00

Gibson, Kelly (74.13)

Year	1st	2nd	3rd	4th	Total	Finish	Money
1999	69	77	77	73	296	T29	\$2,720.00
2001	73	76	75	73	297	T28	5,100.00
Total							\$7,820.00

Gibson, Rhein (67.25)

Year	1st	2nd	3rd	4th	Total	Finish	Money
2015	63	76	65	65	269	4	\$48,000.00
2017	70	67	71		208	W/D	
Total							\$48,000.00

Gilbert III, Gibby (77.00)

Year	1st	2nd	3rd	4th	Total	Finish	Money
1999	80	74	80	74	308	48	\$1,200.00

Gilder, Bob (74.00)

Year	1st	2nd	3rd	4th	Total	Finish	Money
1997	74	78	71	73	296	T26	\$2,347.50

Gillis, Tom (69.89)

Year	1st	2nd	3rd	4th	Total	Finish	Money
2009	75	66	70	66	277	T7	\$29,100.00
2014	67	67	70	73	277	T21	10,800.00
2015	75				75	W/D	
Total							\$39,900.00

Ginn, Chad (72.00)

Year	1st	2nd	3rd	4th	Total	Finish	Money
1994	71	77	71	76	295	T38	\$1,080.00
2008	71	72	68	70	281	T37	5,000.00
Total							\$6,080.00

Gleaton, Todd (73.25)

Year	1st	2nd	3rd	4th	Total	Finish	Money
1997	74	72	73	74	293	T19	\$3,375.00

Glover, Lucas (71.88)

Year	1st	2nd	3rd	4th	Total	Finish	Money
2003	73	76	77	76	302	T53	\$2,078.12
2015	64	67	69	73	273	T12	19,000.00
Total							\$21,078.12

Gogel, Matt (75.25)

Year	1st	2nd	3rd	4th	Total	Finish	Money
1996	70	78	75	79	302	T36	\$1,250.00
1997	72	73	77	76	298	T35	1,620.00
1998	78	73	83	71	305	T42	1,400.00
1999	73	73	74	79	299	T37	2,000.00
Total							\$6,270.00

Goggin, Mathew (71.42)

Year	1st	2nd	3rd	4th	Total	Finish	Money
1999	73	76	73	72	294	T23	\$3,800.00
2004	73	67	68	70	278	T5	21,187.50
2005	71	70	73	69	283	6	23,400.00
2011	70	69	75	74	288	T18	13,040.00
2013	69	73			142	CUT	
2014	72	66	75	73	286	T61	2,570.00
2015	72	71			143	CUT	
Total							\$63,997.50

Goldberg, Aaron (71.88)

Year	1st	2nd	3rd	4th	Total	Finish	Money
2011	72	73	73	73	291	T29	\$6,533.34
2012	70	73	70	71	284	T39	4,800.00
Total							\$11,333.34

Gomez, Fabian (70.50)

Year	1st	2nd	3rd	4th	Total	Finish	Money
2007	66	69	70	68	273	T21	\$7,410.94
2009	70	65	72	70	277	T7	29,100.00
2010	72	73	71	77	293	T43	4,033.33
2012	69	77	69	68	283	T35	5,500.00
2013	69	71	71	68	279	T32	5,600.00
2014	72	74			146	CUT	
Total							\$51,644.27

Gonzales, Andres (70.75)

Year	1st	2nd	3rd	4th	Total	Finish	Money
2012	75	73	72	72	292	58	\$3,100.00
2013	70	68	67	69	274	T8	23,333.33
2014	66	70	73	74	283	T52	2,726.66
2017	72	71			143	CUT	
Total							\$29,159.99

Gore, Jason (71.53)

Year	1st	2nd	3rd	4th	Total	Finish	Money
2000	75	73	74	70	292	T35	\$3,318.34
2002	67	73	74		214	T19	7,485.00
2010	69	72	73	71	285	T16	15,000.00
2013	68	70	69	73	280	T41	4,220.00
2014	69	65	66	69	269	3	68,000.00
Total							\$98,023.34

Gortana, Marco (73.63)

Year	1st	2nd	3rd	4th	Total	Finish	Money
1998	73	81	71	73	298	T29	\$2,327.50
1999	69	72	80	70	291	T16	5,253.34
Total							\$7,580.84

Goss, Oliver (73.00)

Year	1st	2nd	3rd	4th	Total	Finish	Money
2015	71	75			146	CUT	

Gotsche, Steve (74.25)

Year	1st	2nd	3rd	4th	Total	Finish	Money
1999	72	76	76	73	297	T32	\$2,400.00

Gove, Jeff (72.72)

Year	1st	2nd	3rd	4th	Total	Finish	Money
1995	73	73	74	72	292	T12	\$3,850.00
1996	69	76	76	70	291	T12	4,250.00
1998	75	71	71	69	286	2	39,725.00
1999	68	68	76	73	285	T3	30,000.00
2001	77	78	77	82	314	52	2,250.00
2004	72	67	71	71	281	T15	10,625.00
2005	74	73	74	75	296	T43	2,613.00
2009	74	73	70	72	289	T46	3,750.00
2011	71	72	69	72	284	T5	36,500.00
Total							\$133,563.00

Gow, Paul (72.63)

Year	1st	2nd	3rd	4th	Total	Finish	Money
1997	75	73	73	74	295	25	\$2,700.00
2000	75	71	72	68	286	T17	7,975.00
2004	74	67	74	79	294	T48	2,281.25
2006	75	71	69	72	287	T22	7,500.00
Total							\$20,456.25

Individual Player Records

Goydos, Paul (68.75)

Year	1st	2nd	3rd	4th	Total	Finish	Money
2013	72	68	68	67	275	T17	\$14,000.00

Green, Jimmy (72.25)

Year	1st	2nd	3rd	4th	Total	Finish	Money
1996	72	76	73	70	291	T12	\$4,250.00
1998	69	73	72	73	287	3	29,750.00
Total							\$34,000.00

Green, Ken (71.67)

Year	1st	2nd	3rd	4th	Total	Finish	Money
2002	73	67	75		215	T23	\$5,622.85

Green, Nathan (70.83)

Year	1st	2nd	3rd	4th	Total	Finish	Money
2004	68	69	69	72	278	T5	\$21,187.50
2005	70	75	75	73	293	T35	3,575.00
2013	73	66	68	72	279	T32	5,600.00
Total							\$30,362.50

Gribble, Cody (70.50)

Year	1st	2nd	3rd	4th	Total	Finish	Money
2015	74	67			141	CUT	

Griffin, Lanto (67.75)

Year	1st	2nd	3rd	4th	Total	Finish	Money
2017	69	67	67	68	271	T20	\$9,348.19
Total							\$9,348.19

Grillo, Emiliano (66.50)

Year	1st	2nd	3rd	4th	Total	Finish	Money
2015	66	64	67	69	266	1	\$180,000.00

Grob, Mike (73.25)

Year	1st	2nd	3rd	4th	Total	Finish	Money
1999	74	72	79	76	301	T45	\$1,400.00
2000	72	72	69	72	285	T13	10,312.50
Total							\$11,712.50

Gronberg, Mathias (70.75)

Year	1st	2nd	3rd	4th	Total	Finish	Money
2009	69	69	70	75	283	T23	\$9,350.00

Grunewald, Kelly (68.75)

Year	1st	2nd	3rd	4th	Total	Finish	Money
2000	72	67	71	71	281	T5	\$20,075.00
2007	67	65	67	70	269	T8	21,700.00
Total							\$41,775.00

Gump, Scott (71.67)

Year	1st	2nd	3rd	4th	Total	Finish	Money
1994	70	72	76	68	286	T16	\$2,955.00
2003	69	74	74	74	291	T39	3,312.50
2004	71	71	70	71	283	T21	6,312.50
Total							\$12,580.00

Gunn, Jimmy (73.00)

Year	1st	2nd	3rd	4th	Total	Finish	Money
2017	73				73	W/D	

Guthrie, Luke (68.50)

Year	1st	2nd	3rd	4th	Total	Finish	Money
2012	66	72	67	71	276	T9	\$26,000.00
2015	71	67	65	69	272	T10	26,000.00
2017	72	68			140	CUT	
Total							\$52,000.00

Gutschewski, Scott (70.30)

Year	1st	2nd	3rd	4th	Total	Finish	Money
2003	70	69	73	68	280	16	\$10,625.00
2004	67	69	74	76	286	T28	4,572.91
2008	70	67	67	69	273	T9	28,000.00
2010	69	75	70	71	285	T16	15,000.00
2012	71	70	69	72	282	T31	6,300.00
2017	72	70			142	CUT	
Total							\$64,497.91

Haas, Bill (72.50)

Year	1st	2nd	3rd	4th	Total	Finish	Money
2005	70	71	74	75	290	T24	\$5,703.75

Haas, Hunter (71.76)

Year	1st	2nd	3rd	4th	Total	Finish	Money
2002	78				78	DQ	
2003	73	74	68	73	288	T32	\$4,312.50
2004	76	74	72	80	302	T55	2,046.87
2006	77	68	72	77	294	T44	2,962.50
2007	71	68	66	73	278	T44	3,083.39
2008	68	66	70	72	276	T21	10,800.00
2010	67	73	71	70	281	T5	38,000.00
2013	72	70			142	CUT	
2014	70	72			142	CUT	
Total							\$61,205.26

Haas, Jerry (71.88)

Year	1st	2nd	3rd	4th	Total	Finish	Money
1993	68	72	74	76	290	T20	\$2,150.00
1994	74	71	67	73	285	T14	3,375.00
Total							\$5,525.00

Hadley, Chesson (67.50)

Year	1st	2nd	3rd	4th	Total	Finish	Money
2013	65	66	70	69	270	1	\$180,000.00
2017	66	71	68	72	277	T46	3,125.00
Total							\$183,125.00

Hadwin, Adam (68.80)

Year	1st	2nd	3rd	4th	Total	Finish	Money
2012	69	69	68	65	271	T3	\$58,000.00
2013	71	72			143	CUT	
2014	66	69	67	72	274	T7	30,125.00
Total							\$88,125.00

Hahn, James (69.29)

Year	1st	2nd	3rd	4th	Total	Finish	Money
2010	66	74	67	77	284	T11	\$21,200.00
2012	70	67	64	69	270	2	108,000.00
Total							\$129,200.00

Haley II, Paul (71.25)

Year	1st	2nd	3rd	4th	Total	Finish	Money
2012	73	70	71	71	285	T42	\$4,060.00

Hall, Ashley (70.50)

Year	1st	2nd	3rd	4th	Total	Finish	Money
2013	63	76	70	71	280	T41	\$4,220.00
2014	75	68			143	CUT	
Total							\$4,220.00

Hallberg, Gary (75.00)

Year	1st	2nd	3rd	4th	Total	Finish	Money
2002	75				75	DQ	

Hammond, Donnie (71.50)

Year	1st	2nd	3rd	4th	Total	Finish	Money
2000	69	68	71	78	286	T17	\$7,975.00

Hampshire, Travis (75.50)

Year	1st	2nd	3rd	4th	Total	Finish	Money
2011	72	72	77	81	302	58	\$3,100.00

Harkins, Brandon (71.50)

Year	1st	2nd	3rd	4th	Total	Finish	Money
2017	73	70			143	CUT	

Harmon, Matt (67.75)

Year	1st	2nd	3rd	4th	Total	Finish	Money
2017	67	64	70	70	271	T20	\$9,348.18
Total							\$9,348.18

Harrington, Scott (75.75)

Year	1st	2nd	3rd	4th	Total	Finish	Money
2013	73	81			154	CUT	
2015	71	78			149	CUT	
2017	64	71	68	73	276	T42	\$3,700.00
Total							\$3,700.00

Hart, Jeff (73.71)

Year	1st	2nd	3rd	4th	Total	Finish	Money
2000	77	66	72	73	288	T26	\$5,060.00
2002	76	73	79		228	T51	2,235.00
Total							\$7,295.00

Individual Player Records

Haskins, Steve (74.57)

Year	1st	2nd	3rd	4th	Total	Finish	Money
1993	77	77	76	76	306	T47	\$620.00
1999	76	78	74	72	300	T40	1,680.00
2000	71	73	73	71	288	T26	5,060.00
2001	74	76	75	75	300	T34	3,850.00
2002	73	69	81		223	T45	2,430.00
2003	76	73			149	W/D	
Total							\$13,640.00

Hayes, J.P. (73.00)

Year	1st	2nd	3rd	4th	Total	Finish	Money
1993	72	70	72	75	289	T16	\$2,570.00
1994	70	72	69	71	282	T9	5,625.00
1996	73	73	80	79	305	44	950.00
Total							\$9,145.00

Hearn, David (69.69)

Year	1st	2nd	3rd	4th	Total	Finish	Money
2004	75	64	71	70	280	T13	\$12,500.00
2006	71	72	77	67	287	T22	7,500.00
2007	70	66	67	65	268	7	25,962.50
2010	69	69	71	71	280	4	48,000.00
2017	70	64	71		205	W/D	
Total							\$93,962.50

Heinen, Mike (72.73)

Year	1st	2nd	3rd	4th	Total	Finish	Money
1993	73	69	68	72	282	5	\$11,000.00
2001	72	80	82	76	310	T49	2,325.00
2002	67	70	71		208	T2	44,800.00
Total							\$58,125.00

Heintz, Bob (72.58)

Year	1st	2nd	3rd	4th	Total	Finish	Money
1999	68	68	75	72	283	1	\$72,000.00
2003	77	73	71	74	295	T45	2,520.84
2006	71	69	76	77	293	T40	3,375.00
Total							\$77,895.84

Hend, Scott (73.00)

Year	1st	2nd	3rd	4th	Total	Finish	Money
2014	78	68			146	CUT	

Hendrix, Matt (76.25)

Year	1st	2nd	3rd	4th	Total	Finish	Money
2011	71	71	80	83	305	60	\$3,000.00

Henley, Russell (68.25)

Year	1st	2nd	3rd	4th	Total	Finish	Money
2012	70	67	68	68	273	T6	\$34,750.00

Henninger, Brian (74.75)

Year	1st	2nd	3rd	4th	Total	Finish	Money
2005	71	74	76	78	299	T51	\$2,258.75

Henry, J.J. (72.42)

Year	1st	2nd	3rd	4th	Total	Finish	Money
1999	75	70	73	76	294	T23	\$3,800.00
2000	75	70	71	76	292	T35	3,318.33
2014	70	67	72	74	283	T52	2,726.66
Total							\$9,844.99

Hensby, Mark (72.87)

Year	1st	2nd	3rd	4th	Total	Finish	Money
1998	75	77	71	78	301	T37	\$1,785.00
2000	77	71	67	79	294	T39	2,860.00
2002	74	73	73		220	T40	3,060.00
2003	73	69	67	69	278	T8	17,500.00
Total							\$25,205.00

Herman, Jim (70.38)

Year	1st	2nd	3rd	4th	Total	Finish	Money
2010	72	72	67	71	282	T7	\$31,166.67
2012	69	74	73	69	285	T42	4,060.00
2013	69	71	71	76	287	64	2,800.00
2014	70	67	65	70	272	T4	44,000.00
Total							\$82,026.67

Herron, Tim (71.80)

Year	1st	2nd	3rd	4th	Total	Finish	Money
1995	75	72	74	70	291	11	\$5,000.00
2014	73	75			148	CUT	
2015	71	67	71	70	279	T52	2,770.00
Total							\$7,770.00

Hicks, Justin (70.44)

Year	1st	2nd	3rd	4th	Total	Finish	Money
2008	74	69	69	69	281	T37	\$5,000.00
2009	71	71	68	73	283	T23	9,350.00
2010	69	73	71	76	289	T27	7,400.00
2012	65	69	67	71	272	5	40,000.00
2015	73	70			143	CUT	
Total							\$61,750.00

Hietala, Ryan (71.13)

Year	1st	2nd	3rd	4th	Total	Finish	Money
2005	72	75	69	72	288	T12	\$11,978.57
2008	69	71	68	73	281	T37	5,000.00
Total							\$16,978.57

Hill, Jason (76.00)

Year	1st	2nd	3rd	4th	Total	Finish	Money
2001	75	74	78	77	304	T43	\$2,760.00

Hnatiuk, Glen (72.50)

Year	1st	2nd	3rd	4th	Total	Finish	Money
1995	72	70	76	76	294	T21	\$2,625.00
1996	71	73	67	75	286	T3	18,750.00
1997	70	73	69	76	288	9	9,000.00
1999	73	76	73	70	292	T19	4,600.00
Total							\$34,975.00

Hobby, Jay (76.50)

Year	1st	2nd	3rd	4th	Total	Finish	Money
2000	76	70	77	83	306	51	\$1,925.00

Hodge, Jonathan (69.50)

Year	1st	2nd	3rd	4th	Total	Finish	Money
2017	71	68			139	CUT	

Hoffman, Charley (71.13)

Year	1st	2nd	3rd	4th	Total	Finish	Money
2004	70	68	73	72	283	T21	\$6,312.50
2005	73	74	69	70	286	T7	20,258.34
Total							\$26,570.84

Hoffmann, Morgan (67.75)

Year	1st	2nd	3rd	4th	Total	Finish	Money
2012	68	72	67	64	271	T3	\$58,000.00

Hoge, Tom (69.75)

Year	1st	2nd	3rd	4th	Total	Finish	Money
2013	68	71	69	67	275	T17	\$14,000.00
2014	69	71	73	70	283	T52	2,726.67
2017	71	63	70	65	269	T12	20,250.00
Total							\$36,976.67

Homa, Max (70.40)

Year	1st	2nd	3rd	4th	Total	Finish	Money
2014	74	66	69	69	278	T25	\$7,771.67
2015	74				74	W/D	
Total							\$7,771.67

Horgan III, P.H. (73.50)

Year	1st	2nd	3rd	4th	Total	Finish	Money
1995	72	73	78	75	298	T36	\$1,250.00
1996	71	72	73	74	290	T10	5,625.00
Total							\$6,875.00

Hough, Jon (73.50)

Year	1st	2nd	3rd	4th	Total	Finish	Money
1995	77	73	74	70	294	T21	\$2,625.00

Howison, Ryan (72.50)

Year	1st	2nd	3rd	4th	Total	Finish	Money
1998	71	77	72	71	291	T9	\$7,735.00
1999	72	70	69	78	289	T10	8,466.66
Total							\$16,201.66

Individual Player Records

Hubbard, Mark (71.13)

Year	1st	2nd	3rd	4th	Total	Finish	Money
2014	71	66	68	74	279	T31	\$5,975.00
2015	68	72	75	75	290	70	2,400.00
2017	67	71			138	CUT	
Total							\$8,375.00

Hueber, Justin (73.00)

Year	1st	2nd	3rd	4th	Total	Finish	Money
2017	67	79			146	CUT	

Hughes, Bradley (72.75)

Year	1st	2nd	3rd	4th	Total	Finish	Money
2004	72	72	70	72	286	T28	\$4,572.92
2006	76	73	76	71	296	T49	2,606.25
Total							\$7,179.17

Hurley III, Billy (70.00)

Year	1st	2nd	3rd	4th	Total	Finish	Money
2011	72	71	72	73	288	T18	\$13,040.00
2013	66	70	70	68	274	T8	23,333.34
2015	71	69	69	69	278	T43	3,194.45
Total							\$39,567.79

Iles, Bradley (72.63)

Year	1st	2nd	3rd	4th	Total	Finish	Money
2009	70	70	74	72	286	T37	\$5,400.00
2010	72	75	74	74	295	T49	3,500.00
Total							\$8,900.00

Imada, Ryuji (73.56)

Year	1st	2nd	3rd	4th	Total	Finish	Money
2000	78	71	73	74	296	T44	\$2,200.00
2001	78	78	82	75	313	51	2,280.00
2003	70	76	75	72	293	T42	2,937.50
2004	69	67	70	74	280	T13	12,500.00
2014	72	70			142	CUT	
Total							\$19,917.50

Immelman, Trevor (70.50)

Year	1st	2nd	3rd	4th	Total	Finish	Money
2013	71	70			141	CUT	

Isenhour, Tripp (72.25)

Year	1st	2nd	3rd	4th	Total	Finish	Money
1999	75	73	72	70	290	T13	\$6,266.67
2000	72	74	73	68	287	T21	5,962.00
2003	71	74	77	75	297	48	2,375.00
2006	70	70	73	69	282	T10	18,750.00
Total							\$33,353.67

Ishikawa, Ryo (68.50)

Year	1st	2nd	3rd	4th	Total	Finish	Money
2013	69	68	68	69	274	T8	\$23,333.33
2017	71	65	73	66	275	T40	4,300.00
Total							\$27,633.33

Iwata, Hiroshi (68.50)

Year	1st	2nd	3rd	4th	Total	Finish	Money
2015	66	67	74	67	274	T18	\$12,600.00

Jackson, David (72.50)

Year	1st	2nd	3rd	4th	Total	Finish	Money
1994	74	75	72	69	290	T23	\$2,081.25

Jaeger, Stephan (69.00)

Year	1st	2nd	3rd	4th	Total	Finish	Money
2017	66	72			138	CUT	

Jobe, Brandt (73.20)

Year	1st	2nd	3rd	4th	Total	Finish	Money
2010	74	73	70	72	289	T27	\$7,400.00
2013	77				77	W/D	
Total							\$7,400.00

Johnson, Andrew (75.00)

Year	1st	2nd	3rd	4th	Total	Finish	Money
2005	75	76	76	73	300	T53	\$2,193.75

Johnson, Eric (75.42)

Year	1st	2nd	3rd	4th	Total	Finish	Money
1995	71	68	80	78	297	T33	\$1,450.00
1996	68	74	75	73	290	T10	5,625.00
1998	85	78	76	79	318	49	980.00
Total							\$8,055.00

Johnson, Jim (71.50)

Year	1st	2nd	3rd	4th	Total	Finish	Money
1999	71	70	72	73	286	5	\$22,000.00

Johnson, Kevin (74.08)

Year	1st	2nd	3rd	4th	Total	Finish	Money
1997	74	77	72	76	299	38	\$1,500.00
1999	71	76	83	80	310	T49	1,080.00
2000	74	78	71	71	294	T39	2,860.00
2003	75	71	75	72	293	T42	2,937.50
2006	72	74	72	76	294	T44	2,962.50
2009	74	74	71	69	288	T42	4,225.00
Total							\$15,565.00

Johnson, Michael (70.50)

Year	1st	2nd	3rd	4th	Total	Finish	Money
2017	72	69			141	CUT	

Johnson, Richard (72.19)

Year	1st	2nd	3rd	4th	Total	Finish	Money
1999	71	78	71	78	298	T35	\$2,200.00
2000	71	71	72	75	289	T28	4,620.00
2006	76	72	79	77	304	59	2,287.50
2007	66	64	67	67	264	1	139,500.00
Total							\$148,607.50

Johnson, Richard (72.67)

Year	1st	2nd	3rd	4th	Total	Finish	Money
2013	71	71			142	CUT	
2014	76				76	W/D	

Johnson, Zach (68.50)

Year	1st	2nd	3rd	4th	Total	Finish	Money
2003	65	72	69	68	274	3	\$42,500.00

Johnston, Jimmy (74.25)

Year	1st	2nd	3rd	4th	Total	Finish	Money
1996	72	71	77	77	297	T21	\$2,625.00

Jones, Brendan (74.00)

Year	1st	2nd	3rd	4th	Total	Finish	Money
2004	74	72	77	73	296	52	\$2,156.25

Jones, Kent (72.75)

Year	1st	2nd	3rd	4th	Total	Finish	Money
1997	73	75	74	75	297	T30	\$1,872.00
2000	71	71	71	72	285	T13	10,312.50
Total							\$12,184.50

Jones, Matt (71.25)

Year	1st	2nd	3rd	4th	Total	Finish	Money
2006	71	71	75	75	292	T36	\$3,975.00
2007	71	69	67	71	278	T44	3,083.39
2017	65	68	67	67	267	T5	36,500.00
Total							\$43,558.39

Jordan, Pete (72.25)

Year	1st	2nd	3rd	4th	Total	Finish	Money
1993	74	73	75	67	289	T16	\$2,570.00

Judah, Billy (77.50)

Year	1st	2nd	3rd	4th	Total	Finish	Money
2001	71	81	77	81	310	T49	\$2,325.00

Julian, Jeff (73.25)

Year	1st	2nd	3rd	4th	Total	Finish	Money
1997	76	73	71	77	297	T30	\$1,872.00
1998	77	72	71	69	289	T7	13,125.00
Total							\$14,997.00

Jurgensen, Steve (74.50)

Year	1st	2nd	3rd	4th	Total	Finish	Money
1993	78	69	72	79	298	T41	\$860.00

Kalinowski, Tom (74.50)

Year	1st	2nd	3rd	4th	Total	Finish	Money
2000	79	72	76	71	298	50	\$1,980.00

Individual Player Records

Kamm, Brian (72.13)

Year	1st	2nd	3rd	4th	Total	Finish	Money
1997	72	68	72	75	287	T5	\$13,125.00
2001	74	71	71	74	290	T8	16,800.00
Total							\$29,925.00

Kanada, Craig (73.11)

Year	1st	2nd	3rd	4th	Total	Finish	Money
1994	76	71	67	75	289	T21	\$2,418.75
1995	71	70	78	74	293	T18	3,000.00
1996	72	75	78	76	301	T32	1,475.00
1998	74	78	72	76	300	T33	1,995.00
1999	76	70	75	77	298	T35	2,200.00
2000	74	69	75	73	291	T32	3,795.00
2006	73	64	72	66	275	1	135,000.00
Total							\$149,883.75

Kang, Sung (70.83)

Year	1st	2nd	3rd	4th	Total	Finish	Money
2014	72	70			142	CUT	
2015	70	69	70	74	283	65	\$2,500.00
Total							\$2,500.00

Karlsson, Robert (69.00)

Year	1st	2nd	3rd	4th	Total	Finish	Money
2013	64	74	69	69	276	T22	\$10,800.00

Kaufman, Smylie (70.50)

Year	1st	2nd	3rd	4th	Total	Finish	Money
2015	71	70			141	CUT	

Kelly, Jerry (73.17)

Year	1st	2nd	3rd	4th	Total	Finish	Money
1993	72	73	71	74	290	T20	\$2,150.00
1994	72	74	68	79	293	T33	1,305.00
1995	73	76	75	71	295	T24	2,130.00
Total							\$5,585.00

Kelly, Troy (74.17)

Year	1st	2nd	3rd	4th	Total	Finish	Money
2011	75	75	74	71	295	T45	\$3,850.00
2014	77	73			150	CUT	
Total							\$3,850.00

Kendall, Skip (71.08)

Year	1st	2nd	3rd	4th	Total	Finish	Money
1994	68	72	76	74	290	T23	\$2,081.25
1996	68	76	74	70	288	7	10,000.00
2007	68	67	69	69	273	T21	7,410.94
2008	70	74	68	70	282	T42	4,125.00
2009	72	72	71	73	288	T42	4,225.00
2012	70	69	73	73	285	T42	4,060.00
Total							\$31,902.19

Kennerly, Billy (69.00)

Year	1st	2nd	3rd	4th	Total	Finish	Money
2017	72	66			138	CUT	

Kernohan, John (72.75)

Year	1st	2nd	3rd	4th	Total	Finish	Money
1998	76	76	75	74	301	T37	\$1,785.00
2000	69	69	70	73	281	T5	20,075.00
Total							\$21,860.00

Killeen, J.J. (71.94)

Year	1st	2nd	3rd	4th	Total	Finish	Money
2008	77	70	70	71	288	T54	\$3,225.00
2009	72	71	69	69	281	T19	13,500.00
2010	70	68	72	79	289	T27	7,400.00
2011	74	68	79	72	293	T38	4,800.00
Total							\$28,925.00

Kim, Michael (69.00)

Year	1st	2nd	3rd	4th	Total	Finish	Money
2014	71	68	68	69	276	T14	\$16,000.00

Kim, Si Woo (68.50)

Year	1st	2nd	3rd	4th	Total	Finish	Money
2015	65	71	69	69	274	T18	\$12,600.00

Kim, Whee (70.25)

Year	1st	2nd	3rd	4th	Total	Finish	Money
2014	68	66	79	68	281	T40	\$3,900.00

Kimball, Karl (72.50)

Year	1st	2nd	3rd	4th	Total	Finish	Money
1993	76	69	74	71	290	T20	\$2,150.00

Kimbell, John (71.25)

Year	1st	2nd	3rd	4th	Total	Finish	Money
2007	68	70	64	72	274	T29	\$5,425.00
2009	73	69	76	67	285	T31	6,200.00
2011	72	74	75	75	296	T47	3,587.50
Total							\$15,212.50

Kirkpatrick, David (74.00)

Year	1st	2nd	3rd	4th	Total	Finish	Money
1994	72	73	73	78	296	DQ	

Kisner, Kevin (70.88)

Year	1st	2nd	3rd	4th	Total	Finish	Money
2010	71	67	72	74	284	T11	\$21,200.00
2013	72	68	73	70	283	T52	3,375.00
Total							\$24,575.00

Kizzire, Patton (67.50)

Year	1st	2nd	3rd	4th	Total	Finish	Money
2015	70	67	66	67	270	T5	\$35,125.00

Klauk, Jeff (69.61)

Year	1st	2nd	3rd	4th	Total	Finish	Money
2002	69	68	71		208	T2	\$44,800.00
2003	71	70	69	69	279	T12	12,656.25
2004	67	71	79	72	289	T37	3,250.00
2007	66	71	68	67	272	T17	11,237.50
2008	65	69	69	65	268	2	108,000.00
2013	70	69	72	74	285	T57	3,050.00
Total							\$182,993.75

Knoll, Arden (75.00)

Year	1st	2nd	3rd	4th	Total	Finish	Money
1997	76	72	73	79	300	39	\$1,440.00

Knost, Colt (68.81)

Year	1st	2nd	3rd	4th	Total	Finish	Money
2008	67	66	71	65	269	T3	\$58,000.00
2010	68	69	70	68	275	2	108,000.00
2013	69	71	70	71	281	T46	3,630.00
2014	67	69	70	70	276	T14	16,000.00
Total							\$185,630.00

Knox, Russell (70.38)

Year	1st	2nd	3rd	4th	Total	Finish	Money
2011	71	73	75	71	290	T24	\$8,480.00
2013	67	69	68	69	273	T6	34,750.00
Total							\$43,230.00

Kohles, Ben (70.88)

Year	1st	2nd	3rd	4th	Total	Finish	Money
2012	75	71	71	71	288	T53	\$3,325.00
2013	70	69	66	74	279	T32	5,600.00
2017	65	69	70	69	273	T32	5,975.00
Total							\$14,900.00

Kokrak, Jason (71.00)

Year	1st	2nd	3rd	4th	Total	Finish	Money
2011	67	67	75	75	284	T5	\$36,500.00

Kraft, Greg (73.25)

Year	1st	2nd	3rd	4th	Total	Finish	Money
2005	71	74	74	74	293	T35	\$3,575.00

Kraft, Kelly (70.30)

Year	1st	2nd	3rd	4th	Total	Finish	Money
2013	71	71			142	CUT	
2014	70	67	76	70	283	T52	\$2,726.67
2015	71	69	70	68	278	T43	3,194.45
Total							\$5,921.12

Individual Player Records

Kresge, Cliff (71.96)

Year	1st	2nd	3rd	4th	Total	Finish	Money
1997	78	70	78	72	298	T35	\$1,620.00
2002	75	69	79		223	T45	2,430.00
2005	68	73	74	73	288	T12	11,978.57
2006	67	69	71	75	282	T10	18,750.00
2011	69	69	78	75	291	T29	6,533.33
2012	65	73	67	68	273	T6	34,750.00
Total							\$76,061.90

Kribel, Joel (74.33)

Year	1st	2nd	3rd	4th	Total	Finish	Money
2002	74	72	77		223	T45	\$2,430.00

Kuchar, Matt (69.00)

Year	1st	2nd	3rd	4th	Total	Finish	Money
2006	71	65	67	73	276	T2	\$66,000.00

La'Cassie, Bronson (70.50)

Year	1st	2nd	3rd	4th	Total	Finish	Money
2013	72	72			144	CUT	
2014	65	70	70	74	279	T31	\$5,975.00
Total							\$5,975.00

LaBelle II, Doug (71.33)

Year	1st	2nd	3rd	4th	Total	Finish	Money
2003	69	66	72	77	284	T20	\$7,583.33
2004	73	70	70	69	282	T18	8,750.00
2005	72	79	75	74	300	T53	2,193.75
2006	70	70	72	67	279	5	30,000.00
2010	72	72	75	72	291	T33	5,800.00
2012	70	71	68	68	277	T13	17,666.67
2013	74	71			145	CUT	
2014	69	70	72	71	282	T46	2,991.67
Total							\$74,985.42

Laird, Martin (66.50)

Year	1st	2nd	3rd	4th	Total	Finish	Money
2007	65	68	67	66	266	T3	\$44,950.00

Lamb, Rick (70.00)

Year	1st	2nd	3rd	4th	Total	Finish	Money
2017	72	68			140	CUT	

Lamely, Derek (71.00)

Year	1st	2nd	3rd	4th	Total	Finish	Money
2009	69	73	72	70	284	T27	\$7,512.50

Lamontagne, Steve (73.25)

Year	1st	2nd	3rd	4th	Total	Finish	Money
1997	70	74	73	75	292	T17	\$3,840.00
1998	75	76	71	72	294	T20	3,850.00
Total							\$7,690.00

Landry, Andrew (70.50)

Year	1st	2nd	3rd	4th	Total	Finish	Money
2015	70	71			141	CUT	
2017	69	65	70		204	W/D	

Langham, Franklin (71.05)

Year	1st	2nd	3rd	4th	Total	Finish	Money
1993	70	72	69	70	281	4	\$13,000.00
1995	72	70	76	72	290	T9	6,875.00
2004	67	65	77	68	277	T3	36,250.00
2006	74	71	77	71	293	T40	3,375.00
2007	66	71	75	68	280	T52	2,731.88
Total							\$62,231.88

Langley, Scott (71.00)

Year	1st	2nd	3rd	4th	Total	Finish	Money
2015	68	74			142	CUT	
2017	69	67	69	71	276	T42	\$3,700.00
Total							\$3,700.00

Lashley, Nate (67.33)

Year	1st	2nd	3rd	4th	Total	Finish	Money
2017	69	63	70		202	W/D	

LeBrun, Steve (71.40)

Year	1st	2nd	3rd	4th	Total	Finish	Money
2005	72	71	70	74	287	T10	\$16,900.00
2012	69	73	70	71	283	T35	5,500.00
2013	70	74			144	CUT	
Total							\$22,400.00

Lee, D.H. (68.75)

Year	1st	2nd	3rd	4th	Total	Finish	Money
2014	70				70	W/D	
2015	65	67	73		205	W/D	
2017	67	65	73	71	276	T42	\$3,700.00
Total							\$3,700.00

Lee, Danny (69.88)

Year	1st	2nd	3rd	4th	Total	Finish	Money
2011	72	65	76	72	285	T8	\$28,000.00
2013	71	69	66	68	274	T8	23,333.34
Total							\$51,333.34

Lee, Kyoung-Hoon (69.00)

Year	1st	2nd	3rd	4th	Total	Finish	Money
2017	69	69			138	CUT	

Lee, Lucas (77.00)

Year	1st	2nd	3rd	4th	Total	Finish	Money
2015	77				77	W/D	

Lee, Patrick (75.50)

Year	1st	2nd	3rd	4th	Total	Finish	Money
1996	75	78	73	76	302	T36	\$1,250.00

Lee, Richard (71.08)

Year	1st	2nd	3rd	4th	Total	Finish	Money
2011	72	76	74	77	299	T53	\$3,300.00
2014	67	68	70	71	276	T14	16,000.00
2015	67	70	71	70	278	T43	3,194.44
Total							\$22,494.44

Lee, Won Joon (71.00)

Year	1st	2nd	3rd	4th	Total	Finish	Money
2008	71	70	69	67	277	T25	\$8,000.00
2009	70	67	72	73	282	T21	11,600.00
2010	81	71	70	71	293	T43	4,033.34
Total							\$23,633.34

Leggatt, Ian (71.25)

Year	1st	2nd	3rd	4th	Total	Finish	Money
2000	77	70	70	68	285	T13	\$10,312.50

Leishman, Marc (68.00)

Year	1st	2nd	3rd	4th	Total	Finish	Money
2008	67	67	68	70	272	T7	\$32,250.00

Leshner, Greg (73.38)

Year	1st	2nd	3rd	4th	Total	Finish	Money
1997	69	76	69	75	289	T10	\$6,350.00
1998	77	79	71	71	298	T29	2,327.50
Total							\$8,677.50

Letzig, Michael (68.88)

Year	1st	2nd	3rd	4th	Total	Finish	Money
2007	60	66	73	66	265	2	\$83,700.00
2012	70	74	72	70	286	T47	3,560.00
Total							\$87,260.00

Levin, Spencer (69.75)

Year	1st	2nd	3rd	4th	Total	Finish	Money
2008	66	69	69	71	275	T16	\$15,000.00
2013	69	73			142	CUT	
2014	68	73			141	CUT	
2017	67	67	74	72	280	T50	2,850.00
Total							\$17,850.00

Lewis, J.L. (70.75)

Year	1st	2nd	3rd	4th	Total	Finish	Money
1997	71	72	66	74	283	3	\$25,500.00

Li, Hao Tong (72.50)

Year	1st	2nd	3rd	4th	Total	Finish	Money
2015	75	70			145	CUT	

Individual Player Records

Lickliter II, Frank (74.50)

Year	1st	2nd	3rd	4th	Total	Finish	Money
1995	81	75	71	71	298	T36	\$1,250.00

Lile, Craig (72.92)

Year	1st	2nd	3rd	4th	Total	Finish	Money
2003	68	73	72	74	287	T28	\$5,015.62
2004	78	73	74	79	304	58	1,968.75
2006	72	69	72	71	284	T14	13,125.00
Total							\$20,109.37

Lindheim, Nicholas (68.25)

Year	1st	2nd	3rd	4th	Total	Finish	Money
2015	67	68	70	68	273	T12	\$19,000.00
2017	65	65	76		206	W/D	
Total							\$19,000.00

Lingmerth, David (69.25)

Year	1st	2nd	3rd	4th	Total	Finish	Money
2011	69	73	70	70	282	T3	\$58,000.00
2012	68	71	69	68	276	T9	26,000.00
2014	68	67	73	65	273	6	36,000.00
Total							\$120,000.00

List, Luke (70.36)

Year	1st	2nd	3rd	4th	Total	Finish	Money
2011	74	73	72	71	290	T24	\$8,480.00
2012	74	68	67	68	277	T13	17,666.67
2013	72	69			141	CUT	
2015	70	70	67	70	277	T35	4,762.50
Total							\$30,909.17

Loar, Edward (68.75)

Year	1st	2nd	3rd	4th	Total	Finish	Money
2012	67	73	66	69	275	8	\$31,000.00

Long, Adam (70.25)

Year	1st	2nd	3rd	4th	Total	Finish	Money
2015	69	67	72	73	281	T56	\$2,630.00
2017	66	68	66	71	271	T20	9,348.18
Total							\$11,978.18

Long, Michael (74.44)

Year	1st	2nd	3rd	4th	Total	Finish	Money
2001	76	75	81	76	308	T46	\$2,430.00
2003	77	79	72	74	302	T53	2,078.13
2004	74	72	72	71	289	T37	3,250.00
2006	71	71	75	75	292	T36	3,975.00
Total							\$11,733.13

Loupe, Andrew (69.10)

Year	1st	2nd	3rd	4th	Total	Finish	Money
2013	68	69	67	69	273	T6	\$34,750.00
2014	69	72			141	CUT	
2015	70	69	69	69	277	T35	4,762.50
2017	66	66	77		209	W/D	
Total							\$39,512.50

Loustalot, Tim (72.08)

Year	1st	2nd	3rd	4th	Total	Finish	Money
1993	71	70	70	73	284	6	\$9,000.00
1994	71	72	74	65	282	T9	5,625.00
1996	71	76	82	70	299	T28	1,800.00
Total							\$16,425.00

Lovelady, Tom (70.50)

Year	1st	2nd	3rd	4th	Total	Finish	Money
2017	71	70			141	CUT	

Lovemark, Jamie (69.31)

Year	1st	2nd	3rd	4th	Total	Finish	Money
2010	69	72	70	71	282	T7	\$31,166.67
2013	70	67	66	71	274	T8	23,333.33
2014	73	66	67	70	276	T14	16,000.00
2015	72	68	66	71	277	T35	4,762.50
Total							\$75,262.50

Luck, Curtis (69.00)

Year	1st	2nd	3rd	4th	Total	Finish	Money
2017	70	68			138	CUT	

Lunde, Bill (70.86)

Year	1st	2nd	3rd	4th	Total	Finish	Money
2004	72	67	73	69	281	T15	\$10,625.00
2008	67	71	69	69	276	T21	10,800.00
2013	69	78			147	CUT	
2014	77	70			147	CUT	
2015	71	70			141	CUT	
Total							\$21,425.00

Lyle, Jarrod (71.13)

Year	1st	2nd	3rd	4th	Total	Finish	Money
2006	72	73	75	71	291	T30	\$4,725.00
2008	69	71	71	67	278	30	6,800.00

Mackenzie, Brock (68.25)

Year	1st	2nd	3rd	4th	Total	Finish	Money
2007	67	68	68	70	273	T21	\$7,410.93

MacKenzie, Will (69.00)

Year	1st	2nd	3rd	4th	Total	Finish	Money
2013	69	67	71	69	276	T22	\$10,800.00
2017	71				71	W/D	
Total							\$10,800.00

Madigan, Timothy (76.00)

Year	1st	2nd	3rd	4th	Total	Finish	Money
2015	77	75			152	CUT	

Magee, Chad (78.00)

Year	1st	2nd	3rd	4th	Total	Finish	Money
1996	76	82	79	75	312	48	\$750.00

Maginnes, John (72.74)

Year	1st	2nd	3rd	4th	Total	Finish	Money
1994	68	69	68	74	279	5	\$12,375.00
1995	68	73	73	69	283	2	28,375.00
1998	72	78	69	69	288	T4	19,250.00
2001	78	82	73	82	315	53	2,220.00
2002	70	72	75		217	T33	3,990.00
Total							\$66,210.00

Mahan, Hunter (69.00)

Year	1st	2nd	3rd	4th	Total	Finish	Money
2017	70	68			138	CUT	

Mallinger, John (71.11)

Year	1st	2nd	3rd	4th	Total	Finish	Money
2011	71	74	73	75	293	T38	\$4,800.00
2014	70				70	W/D	
2015	71	64	72	70	277	T35	4,762.50
Total							\$9,562.50

Malnati, Peter (70.63)

Year	1st	2nd	3rd	4th	Total	Finish	Money
2013	69	72			141	CUT	
2014	69	69	72	70	280	T37	\$4,850.00
2015	73	71			144	CUT	
Total							\$4,850.00

Marino, Steve (70.50)

Year	1st	2nd	3rd	4th	Total	Finish	Money
2006	71	68	72	69	280	T6	\$26,062.50
2013	71	69	73	72	285	T57	3,050.00
2014	72	68			140	W/D	
Total							\$29,112.50

Martin, Ben (69.75)

Year	1st	2nd	3rd	4th	Total	Finish	Money
2012	69	69	69	70	277	T13	\$17,666.66
2013	68	71	70	72	281	T46	3,630.00
Total							\$21,296.66

Martin, Casey (76.88)

Year	1st	2nd	3rd	4th	Total	Finish	Money
1998	82	83	75	76	316	48	\$1,050.00
1999	73	71	77	78	299	T37	2,000.00
Total							\$3,050.00

Martin, Doug (71.50)

Year	1st	2nd	3rd	4th	Total	Finish	Money
1993	70	72	72	72	286	T10	\$4,500.00

Individual Player Records

Mast, Dick (74.75)

Year	1st	2nd	3rd	4th	Total	Finish	Money
1999	75	75	74	75	299	T37	\$2,000.00

Mathis, David (69.88)

Year	1st	2nd	3rd	4th	Total	Finish	Money
2007	69	67	70	67	273	T21	\$7,410.94
2008	71	69	69	67	276	T21	10,800.00
2010	71	73	69	73	286	T21	11,200.00
2013	71	67	69	76	283	T52	3,375.00
Total							\$32,785.94

Matteson, Troy (71.93)

Year	1st	2nd	3rd	4th	Total	Finish	Money
2004	72	73	72	74	291	44	\$2,562.50
2005	75	69	72	72	288	T12	11,978.57
2013	72	72			144	CUT	
2014	72	67	72	73	284	T58	2,630.00
Total							\$17,171.07

Mattiace, Len (72.00)

Year	1st	2nd	3rd	4th	Total	Finish	Money
2013	76	68			144	CUT	

May, Bob (70.08)

Year	1st	2nd	3rd	4th	Total	Finish	Money
1993	72	70	69	69	280	3	\$17,000.00
2008	70	68	71	68	277	T25	8,000.00
2009	73	71	69	71	284	T27	7,512.50
Total							\$32,512.50

McCabe, Tee (70.25)

Year	1st	2nd	3rd	4th	Total	Finish	Money
2007	68	71	73	69	281	54	\$2,673.75

McCallister, Blaine (71.25)

Year	1st	2nd	3rd	4th	Total	Finish	Money
2003	71	71	69	74	285	T23	\$6,281.25

McCarron, Scott (73.50)

Year	1st	2nd	3rd	4th	Total	Finish	Money
2013	73	74			147	CUT	

McCarthy, Denny (67.25)

Year	1st	2nd	3rd	4th	Total	Finish	Money
2017	67	65	67	70	269	T12	\$20,250.00
Total							\$20,250.00

McGirt, William (72.00)

Year	1st	2nd	3rd	4th	Total	Finish	Money
2010	67	75	71	75	288	26	\$8,400.00

McGovern, Jim (71.00)

Year	1st	2nd	3rd	4th	Total	Finish	Money
1999	72	72	73	75	292	T19	\$4,600.00
2005	68	72	71	77	288	T12	11,978.57
2007	65	66	68	73	272	T17	11,237.50
Total							\$27,816.07

McKelvey, Rob (73.89)

Year	1st	2nd	3rd	4th	Total	Finish	Money
1996	75	71	80	70	296	T19	\$2,937.50
1997	78	75	78	72	303	T44	1,110.00
2000	74	74	74	73	295	T42	2,585.00
2001	72	76	77	70	295	T22	6,620.00
2002	72	70	73		215	T23	5,622.86
Total							\$18,875.36

McKenzie, David (71.56)

Year	1st	2nd	3rd	4th	Total	Finish	Money
2004	73	75	75	75	298	53	\$2,125.00
2005	70	75	69	74	288	T12	11,978.57
2007	67	68	69	69	273	T21	7,410.94
2009	74	74	70	68	286	T37	5,400.00
Total							\$26,914.51

McLachlin, Parker (74.50)

Year	1st	2nd	3rd	4th	Total	Finish	Money
2006	75	71	78	74	298	T53	\$2,456.25

McLardy, Andrew (74.00)

Year	1st	2nd	3rd	4th	Total	Finish	Money
2002	77	67	78		222	T42	\$2,760.00

McRoy, Spike (68.00)

Year	1st	2nd	3rd	4th	Total	Finish	Money
2000	74	64	65	69	272	1	\$99,000.00

Mechereffe, Fernando (72.25)

Year	1st	2nd	3rd	4th	Total	Finish	Money
2013	70	69	76	74	289	66	\$2,700.00

Meeks, Eric (71.57)

Year	1st	2nd	3rd	4th	Total	Finish	Money
2001	70	76	78	68	292	T15	\$10,620.00
2002	67	70	72		209	T5	22,800.00
Total							\$33,420.00

Merrick, John (73.63)

Year	1st	2nd	3rd	4th	Total	Finish	Money
2006	74	71	77	73	295	T46	\$2,775.00
2015	71	69	72	66	278	T43	3,194.45
Total							\$5,969.45

Merritt, Troy (71.00)

Year	1st	2nd	3rd	4th	Total	Finish	Money
2009	72	68	75	72	287	T39	\$4,900.00
2013	73	64	70	74	281	T46	3,630.00
2017	68	69	68	68	273	T32	5,975.00
Total							\$14,505.00

Micheel, Shaun (71.25)

Year	1st	2nd	3rd	4th	Total	Finish	Money
1999	70	72	73	70	285	T3	\$30,000.00

Miller, Andy (74.00)

Year	1st	2nd	3rd	4th	Total	Finish	Money
2002	76	74	72		222	T42	\$2,760.00

Miller, Zack (72.75)

Year	1st	2nd	3rd	4th	Total	Finish	Money
2010	72	69	74	76	291	T33	\$5,800.00

Mills, Jon (71.65)

Year	1st	2nd	3rd	4th	Total	Finish	Money
2004	68	71	71	73	283	T21	\$6,312.50
2005	67	70	73	80	290	T24	5,703.75
2007	69	71	67	71	278	T44	3,083.39
2009	73	74	70	73	290	T50	3,525.00
2010	73	76	71	72	292	T38	4,800.00
Total							\$23,424.64

Mitchell, Keith (66.67)

Year	1st	2nd	3rd	4th	Total	Finish	Money
2017	64	66	70		200	W/D	

Molder, Bryce (71.17)

Year	1st	2nd	3rd	4th	Total	Finish	Money
2004	75	66	73	73	287	T31	\$4,062.50
2006	71	74	80	73	298	T53	2,456.25
2008	67	67	64	71	269	T3	58,000.00
Total							\$64,518.75

Moore, Patrick (68.67)

Year	1st	2nd	3rd	4th	Total	Finish	Money
2002	71	69	66		206	1	\$108,000.00

Moore, Taylor (71.00)

Year	1st	2nd	3rd	4th	Total	Finish	Money
2017	72	70			142	CUT	

Moore, Tommy (72.25)

Year	1st	2nd	3rd	4th	Total	Finish	Money
1993	76	66	70	77	289	T16	\$2,570.00

Morland IV, David (71.73)

Year	1st	2nd	3rd	4th	Total	Finish	Money
2002	72	71	70		213	T17	\$9,240.00
2003	72	69	71	73	285	T23	6,281.25
2005	67	73	75	76	291	T28	4,875.00
Total							\$20,396.25

Morse, Andy (71.00)

Year	1st	2nd	3rd	4th	Total	Finish	Money
2000	73	71	74	66	284	12	\$12,650.00

Morse, John (73.75)

Year	1st	2nd	3rd	4th	Total	Finish	Money
1993	76	72	76	71	295	T32	\$1,180.00

Individual Player Records

Moss, Perry (72.75)

Year	1st	2nd	3rd	4th	Total	Finish	Money
1998	66	77	73	75	291	T9	\$7,735.00

Muehr, Michael (72.13)

Year	1st	2nd	3rd	4th	Total	Finish	Money
1999	78	75	74	70	297	T32	\$2,400.00
2000	67	71	69	73	280	T3	31,900.00
Total							\$34,300.00

Mullinax, Trey (71.00)

Year	1st	2nd	3rd	4th	Total	Finish	Money
2015	69	70	70	75	284	T66	\$2,470.00
2017	70	68			138	CUT	
Total							\$2,470.00

Mulroy, Garth (70.19)

Year	1st	2nd	3rd	4th	Total	Finish	Money
2007	69	70	65	65	269	T8	\$21,700.00
2008	75	69	70	72	286	52	3,400.00
2009	76	69	71	66	282	T21	11,600.00
2011	69	71	71	75	286	T12	19,600.00
Total							\$56,300.00

Muñoz, Sebastián (70.00)

Year	1st	2nd	3rd	4th	Total	Finish	Money
2017	71	69			140	CUT	

Murchison, Bill (73.75)

Year	1st	2nd	3rd	4th	Total	Finish	Money
1994	71	73	78	72	294	T36	\$1,192.50
1995	68	78	78	72	296	T29	1,662.50
Total							\$2,855.00

Murphy, Sean (71.75)

Year	1st	2nd	3rd	4th	Total	Finish	Money
1993	76	67	73	71	287	T12	\$3,550.00
1995	69	73	72	72	286	4	16,250.00
1998	73	76	68	71	288	T4	19,250.00
Total							\$39,050.00

Nallen, Chris (71.50)

Year	1st	2nd	3rd	4th	Total	Finish	Money
2007	71	71	66	69	277	T41	\$3,720.00
2008	71	71	71	75	288	T54	3,225.00
2010	70	74	70	79	293	T43	4,033.33
Total							\$10,978.33

Nitties, James (71.50)

Year	1st	2nd	3rd	4th	Total	Finish	Money
2011	73	71	76	72	292	T35	\$5,600.00
2014	66	68	73	73	280	T37	4,850.00
Total							\$10,450.00

Norlander, Henrik (70.92)

Year	1st	2nd	3rd	4th	Total	Finish	Money
2013	66	73	75	74	288	65	\$2,750.00
2014	69	71	76	73	289	64	2,520.00
2015	68	71	66	69	274	T18	12,600.00
2017	67	68	68	67	270	T16	15,500.00
Total							\$33,370.00

Núñez, Augusto (75.00)

Year	1st	2nd	3rd	4th	Total	Finish	Money
2017	75	75			150	CUT	

O'Hair, Sean (68.50)

Year	1st	2nd	3rd	4th	Total	Finish	Money
2013	70	70	67	67	274	T8	\$23,333.34

O'Hern, Nick (69.25)

Year	1st	2nd	3rd	4th	Total	Finish	Money
2013	71	67	70	69	277	T24	\$8,480.00

O'Keefe, Jack (76.00)

Year	1st	2nd	3rd	4th	Total	Finish	Money
1996	75	73	75	81	304	T42	\$1,025.00

O'Neal, Tim (71.13)

Year	1st	2nd	3rd	4th	Total	Finish	Money
2005	74	74	72	68	288	T12	\$11,978.58
2006	69	68	77	67	281	T8	22,500.00
Total							\$34,478.58

Oberholser, Arron (69.67)

Year	1st	2nd	3rd	4th	Total	Finish	Money
2002	70	73	66		209	T5	\$22,800.00

Ogilvie, Joe (73.50)

Year	1st	2nd	3rd	4th	Total	Finish	Money
1998	71	75	76	74	296	T26	\$2,887.50
2003	72	70	71	79	292	41	3,125.00
Total							\$6,012.50

Oh, James (72.50)

Year	1st	2nd	3rd	4th	Total	Finish	Money
2003	72	74	72	72	290	T36	\$3,625.00

Oppenheim, Rob (70.63)

Year	1st	2nd	3rd	4th	Total	Finish	Money
2010	69	71	71	73	284	T11	\$21,200.00
2011	70	70	78	74	292	T35	5,600.00
2012	69	74	70	68	281	T28	7,200.00
2015	68	71	67	67	273	T12	19,000.00
2017	67	64	66	70	267	T5	36,500.00
Total							\$89,500.00

Ortiz, Carlos (72.00)

Year	1st	2nd	3rd	4th	Total	Finish	Money
2014	74	70			144	CUT	
2017	68	63	72	67	270	T16	\$15,500.00
Total							\$15,500.00

Osborn, Garrett (70.13)

Year	1st	2nd	3rd	4th	Total	Finish	Money
2008	66	65	71	69	271	6	\$36,000.00
2009	71	74	78	67	290	T50	3,525.00
Total							\$39,525.00

Ott, Brad (71.50)

Year	1st	2nd	3rd	4th	Total	Finish	Money
2004	73	68	71	74	286	T28	\$4,572.92

Owen, Greg (70.79)

Year	1st	2nd	3rd	4th	Total	Finish	Money
2008	68	70	69	72	279	T31	\$6,200.00
2011	71	66	77	74	288	T18	13,040.00
2013	72	69			141	CUT	
2014	68	71	73	71	283	T52	2,726.67
2017	65	69	68	70	272	31	6,600.00
Total							\$28,566.67

Painter, Anthony (73.18)

Year	1st	2nd	3rd	4th	Total	Finish	Money
1998	73	78	73	72	296	T26	\$2,887.50
2002	75	69	70		214	T19	7,485.00
2004	72	66	74	83	295	T50	2,203.12
Total							\$12,575.62

Palmer, Ryan (71.00)

Year	1st	2nd	3rd	4th	Total	Finish	Money
2003	76	70	68	70	284	T20	\$7,583.34

Pampling, Rod (70.19)

Year	1st	2nd	3rd	4th	Total	Finish	Money
2001	69	74	74	72	289	T5	\$21,900.00
2013	70	66	68	73	277	T24	8,480.00
2014	71	68	70	73	282	T46	2,991.67
2015	70	66	72	67	275	T24	8,221.67
Total							\$41,593.34

Pappas, Brenden (71.38)

Year	1st	2nd	3rd	4th	Total	Finish	Money
2001	72	74	70	71	287	T2	\$52,800.00
2006	69	70	81	72	292	T36	3,975.00
2007	66	66	68	67	267	T5	29,450.00
2011	77	71	71	77	296	T47	3,587.50
Total							\$89,812.50

Individual Player Records

Pappas, Deane (73.95)

Year	1st	2nd	3rd	4th	Total	Finish	Money
1996	70	75	77	76	298	T24	\$2,187.50
1998	76	76	74	74	300	T33	1,995.00
2000	73	75	76	72	296	T44	2,200.00
2001	72	76	72	73	293	T17	8,820.00
2005	75	75	74	68	292	T30	4,231.50
Total							\$19,434.00

Parel, Scott (71.00)

Year	1st	2nd	3rd	4th	Total	Finish	Money
2012	69	77	66	69	281	T28	\$7,200.00
2013	74	71			145	CUT	
Total							\$7,200.00

Park, Jin (73.50)

Year	1st	2nd	3rd	4th	Total	Finish	Money
2010	72	72	75	78	297	T55	\$3,200.00
2013	76	80			156	CUT	
2015	67	72	74	69	282	T62	2,540.00
2017	69	70			139	CUT	
Total							\$5,740.00

Park, Sung Joon (68.75)

Year	1st	2nd	3rd	4th	Total	Finish	Money
2014	65	68	71	71	275	T11	\$23,000.00
2017	69	72			141	CUT	
Total							\$23,000.00

Pate, Alan (74.25)

Year	1st	2nd	3rd	4th	Total	Finish	Money
1993	73	73	76	75	297	T39	\$940.00

Pate, Steve (74.75)

Year	1st	2nd	3rd	4th	Total	Finish	Money
2010	74	77	74	74	299	59	\$3,050.00

Patel, Bhavik (71.00)

Year	1st	2nd	3rd	4th	Total	Finish	Money
2013	69	71	70	74	284	T54	\$3,250.00

Patton, Chris (76.75)

Year	1st	2nd	3rd	4th	Total	Finish	Money
1993	80	75	81	71	307	T49	\$540.00

Paulson, Carl (74.25)

Year	1st	2nd	3rd	4th	Total	Finish	Money
1997	74	77	72	70	293	T19	\$3,375.00
1998	70	75	74	76	295	T23	3,325.00
1999	72	75	74	82	303	47	1,280.00
Total							\$7,980.00

Paulson, Dennis (72.75)

Year	1st	2nd	3rd	4th	Total	Finish	Money
1997	74	72	69	76	291	T14	\$4,380.00
1998	74	78	67	72	291	T9	7,735.00
Total							\$12,115.00

Pearson, Rick (75.00)

Year	1st	2nd	3rd	4th	Total	Finish	Money
1993	74	73	81	72	300	T43	\$780.00
1994	75	77	76	72	300	47	720.00
Total							\$1,500.00

Peddicord, Chris (73.50)

Year	1st	2nd	3rd	4th	Total	Finish	Money
1993	71	76	71	76	294	T30	\$1,320.00

Peoples, David (73.00)

Year	1st	2nd	3rd	4th	Total	Finish	Money
2005	73	73	74	72	292	T30	\$4,231.50

Percy, Cameron (69.72)

Year	1st	2nd	3rd	4th	Total	Finish	Money
2009	69	65	70	72	276	T5	\$38,000.00
2012	72	72	66	68	278	T19	12,120.00
2013	70	71			141	CUT	
2014	70	70	73	68	281	T40	3,900.00
2015	69	71	69	70	279	T52	2,770.00
2017	69	67	66	69	271	T20	9,348.18
Total							\$66,138.18

Pereira, Guillermo (72.00)

Year	1st	2nd	3rd	4th	Total	Finish	Money
2017	72	72			144	CUT	

Perez, Pat (73.88)

Year	1st	2nd	3rd	4th	Total	Finish	Money
2000	73	78	71	74	296	T44	\$2,200.00
2001	74	73	74	74	295	T22	6,620.00
Total							\$8,820.00

Perks, Craig (75.00)

Year	1st	2nd	3rd	4th	Total	Finish	Money
1999	76	71	80	73	300	T40	\$1,680.00

Pernice Jr., Tom (75.25)

Year	1st	2nd	3rd	4th	Total	Finish	Money
1995	71	75	78	77	301	T45	\$875.00

Perry, Chris (73.00)

Year	1st	2nd	3rd	4th	Total	Finish	Money
1994	79	70	74	69	292	T31	\$1,417.50

Persons, Peter (74.75)

Year	1st	2nd	3rd	4th	Total	Finish	Money
1995	76	77	76	70	299	T41	\$1,025.00

Peterson, John (69.25)

Year	1st	2nd	3rd	4th	Total	Finish	Money
2013	66	71	68	67	272	T2	\$66,000.00
2014	70	67	74	71	282	T46	2,991.67
2017	65	72	84		221	W/D	
Total							\$68,991.67

Peterson, Matt (73.60)

Year	1st	2nd	3rd	4th	Total	Finish	Money
1995	76	76	70	70	292	T12	\$3,850.00
1996	71	78	70	80	299	T28	1,800.00
1999	74	73	74	76	297	T32	2,400.00
2000	73	71	67	71	282	8	17,050.00
2001	76	79	69	78	302	T37	3,480.00
Total							\$28,580.00

Petersen, Scott (73.13)

Year	1st	2nd	3rd	4th	Total	Finish	Money
2004	68	71	75	75	289	T37	\$3,250.00
2005	73	70	79	74	296	T43	2,613.00
Total							\$5,863.00

Petrovic, Tim (71.18)

Year	1st	2nd	3rd	4th	Total	Finish	Money
2001	70	76	71	73	290	T8	\$16,800.00
2013	69	70	68	68	275	T17	14,000.00
2014	72				72	W/D	
2015	71	75			146	CUT	
Total							\$30,800.00

Pettitt, Jr., Philip (72.00)

Year	1st	2nd	3rd	4th	Total	Finish	Money
2012	66	76	72	71	285	T42	\$4,060.00
2013	74	73			147	CUT	
Total							\$4,060.00

Philo, Jr., Ron (76.25)

Year	1st	2nd	3rd	4th	Total	Finish	Money
1994	75	74	78	78	305	T48	\$652.50

Piercy, Scott (69.75)

Year	1st	2nd	3rd	4th	Total	Finish	Money
2008	69	67	70	73	279	T31	\$6,200.00

Piller, Martin (71.21)

Year	1st	2nd	3rd	4th	Total	Finish	Money
2009	71	72	71	69	283	T23	\$9,350.00
2010	72	76	72	72	292	T38	4,800.00
2014	72	74			146	CUT	
2015	69	66	68	73	276	T30	6,360.00
2017	67	70	70	69	276	T42	3,700.00
Total							\$24,210.00

Pinckney, Scott (69.00)

Year	1st	2nd	3rd	4th	Total	Finish	Money
2014	65	75	65	71	276	T14	\$16,000.00

Individual Player Records

Points, D.A. (71.04)

Year	1st	2nd	3rd	4th	Total	Finish	Money
2001	75	79	76	72	302	T37	\$3,480.00
2003	73	72	69	77	291	T39	3,312.50
2004	70	69	71	72	282	T18	8,750.00
2007	71	66	67	69	273	T21	7,410.93
2008	72	68	70	70	280	36	5,600.00
2015	69	66	72	70	277	T35	4,762.50
Total							\$33,315.93

Porter, Bill (74.33)

Year	1st	2nd	3rd	4th	Total	Finish	Money
1993	77	74	74	75	300	T43	\$780.00
1994	72	76	67	71	286	T16	2,955.00
1996	79	70	81	76	306	45	900.00
Total							\$4,635.00

Porter, Ewan (74.00)

Year	1st	2nd	3rd	4th	Total	Finish	Money
2008	73				73	DQ	
2010	74	76	76	71	297	T55	\$3,200.00
Total							\$3,200.00

Porter, Lee (71.38)

Year	1st	2nd	3rd	4th	Total	Finish	Money
1996	70	71	72	73	286	T3	\$18,750.00
2000	68	73	74	70	285	T13	10,312.50
Total							\$29,062.50

Postlewait, Dennis (73.75)

Year	1st	2nd	3rd	4th	Total	Finish	Money
1994	73	77	71	74	295	T38	\$1,080.00

Poston, J.T. (71.00)

Year	1st	2nd	3rd	4th	Total	Finish	Money
2017	72	70			142	CUT	

Potter, Jr., Ted (71.50)

Year	1st	2nd	3rd	4th	Total	Finish	Money
2011	67	72	75	72	286	T12	\$19,600.00
2017	71	76			147	CUT	
Total							\$19,600.00

Power, Seamus (70.50)

Year	1st	2nd	3rd	4th	Total	Finish	Money
2015	72	69			141	CUT	
2017	67	70	70	71	278	T48	\$2,975.00
Total							\$2,975.00

Presnell, Alistair (71.80)

Year	1st	2nd	3rd	4th	Total	Finish	Money
2009	70	69	73	69	281	T19	\$13,500.00
2010	71	74	75	76	296	T52	3,350.00
2011	72	70	71	72	285	T8	28,000.00
2012	71	72	74	72	289	T55	3,225.00
2013	69	75			144	CUT	
2014	71	70			141	CUT	
Total							\$48,075.00

Price, Aron (70.78)

Year	1st	2nd	3rd	4th	Total	Finish	Money
2006	73	76	76	70	295	T46	\$2,775.00
2007	68	70	67	77	282	55	2,635.00
2008	70	70	70	65	275	T16	15,000.00
2013	69	65	72	73	279	T32	5,600.00
2014	72	71			143	CUT	
Total							\$26,010.00

Price, Rick (71.25)

Year	1st	2nd	3rd	4th	Total	Finish	Money
2004	75	70	72	75	292	T45	\$2,468.75
2005	68	73	74	75	290	T24	5,703.75
2007	72	66	67	70	275	T34	4,650.00
2008	68	73	68	74	283	T46	3,662.50
Total							\$16,485.00

Price, Terry (76.50)

Year	1st	2nd	3rd	4th	Total	Finish	Money
1997	76	74	77	79	306	49	\$840.00

Pride, Dicky (71.88)

Year	1st	2nd	3rd	4th	Total	Finish	Money
2005	71	79	69	75	294	T40	\$3,055.00
2010	73	70	70	73	286	T21	11,200.00
2013	66	74	70	70	280	T41	4,220.00
2014	72	69			141	CUT	
2015	73	76			149	CUT	
2017	67	69	76	70	282	53	2,770.00
Total							\$21,245.00

Prugh, Alex (70.00)

Year	1st	2nd	3rd	4th	Total	Finish	Money
2008	71	67	70	67	275	T16	\$15,000.00
2009	74	68	70	73	285	T31	6,200.00
2013	73	66	70	76	285	T57	3,050.00
2014	70	69	68	69	276	T14	16,000.00
2015	68	69	72	70	279	T52	2,770.00
2017	68	66	70	67	271	T20	9,348.19
Total							\$52,368.19

Purdy, Ted (75.25)

Year	1st	2nd	3rd	4th	Total	Finish	Money
2003	73	74	76	78	301	T51	\$2,156.25

Putnam, Andrew (69.67)

Year	1st	2nd	3rd	4th	Total	Finish	Money
2013	68	67	67	75	277	T24	\$8,480.00
2014	67	69	72	77	285	60	2,600.00
2015	67	69	68	70	274	T18	12,600.00
Total							\$23,680.00

Putnam, Michael (71.64)

Year	1st	2nd	3rd	4th	Total	Finish	Money
2006	72	72	75	77	296	T49	\$2,606.25
2008	71	72	71	70	284	T50	3,475.00
2010	71	75	73	73	292	T38	4,800.00
2012	65	72	67	73	277	T13	17,666.66
2013	68	71	73	74	286	T62	2,875.00
2015	72	69			141	CUT	
Total							\$31,422.91

Quigley, Brett (72.38)

Year	1st	2nd	3rd	4th	Total	Finish	Money
1996	69	77	72	71	289	T8	\$8,125.00
2001	73	74	72	71	290	T8	16,800.00
Total							\$24,925.00

Quinn, Fran (71.44)

Year	1st	2nd	3rd	4th	Total	Finish	Money
1999	70	73	73	75	291	T16	\$5,253.33
2000	73	69	71	74	287	T21	5,962.00
2008	71	68	68	69	276	T21	10,800.00
2009	73	67	75	74	289	T46	3,750.00
Total							\$25,765.33

Quinney, Jeff (73.88)

Year	1st	2nd	3rd	4th	Total	Finish	Money
2004	74	73	78	77	302	T55	\$2,046.88
2006	73	68	79	69	289	T27	5,850.00
Total							\$7,896.88

Randolph, Jonathan (70.50)

Year	1st	2nd	3rd	4th	Total	Finish	Money
2014	69	71	71	71	282	T46	\$2,991.67
2015	70	71			141	CUT	
2017	67	65	75		207	W/D	
Total							\$2,991.67

Raulerson, Charles (73.36)

Year	1st	2nd	3rd	4th	Total	Finish	Money
1998	71	77	72	77	297	28	\$2,660.00
2001	73	77	73	70	293	T17	8,820.00
2002	70	75	72		217	T33	3,990.00
Total							\$15,470.00

Reavie, Chez (68.00)

Year	1st	2nd	3rd	4th	Total	Finish	Money
2007	67	67	68	69	271	T14	\$13,950.00
2014	70	67	70	71	278	T25	7,771.66
2015	67	65	67	68	267	2	108,000.00
Total							\$129,721.66

Individual Player Records

Reese, Don (72.88)

Year	1st	2nd	3rd	4th	Total	Finish	Money
1998	70	76	72	73	291	T9	\$7,735.00
1999	72	72	76	72	292	T19	4,600.00
2000	80	70	70	70	290	T30	4,207.50
2001	68	81	74	70	293	T17	8,820.00
Total							\$25,362.50

Reeves, Seth (71.50)

Year	1st	2nd	3rd	4th	Total	Finish	Money
2017	71	72			143	CUT	

Reifers, Kyle (71.25)

Year	1st	2nd	3rd	4th	Total	Finish	Money
2006	69	70	79	73	291	T30	\$4,725.00
2008	72	64	65	73	274	T11	21,200.00
2009	74	71	72	68	285	T31	6,200.00
2011	70	70	79	75	294	T43	4,100.00
2014	68	71	69	73	281	T40	3,900.00
2017	71	73			144	CUT	
Total							\$40,125.00

Renner, Jim (71.25)

Year	1st	2nd	3rd	4th	Total	Finish	Money
2012	68	74	72	76	290	57	\$3,150.00
2013	69	70	71	70	280	T41	4,220.00
Total							\$7,370.00

Ridings, Tag (69.87)

Year	1st	2nd	3rd	4th	Total	Finish	Money
2002	70	72	70		212	T13	\$11,430.00
2010	69	72	68	73	282	T7	31,166.66
2012	65	73	69	71	278	T19	12,120.00
2013	71	68	68	71	278	T29	6,866.67
2014	71	67	70	73	281	T40	3,900.00
2015	70	68	70	68	276	T30	6,360.00
2017	71	66	71	66	274	T36	4,975.00
Total							\$76,818.33

Riegger, John (71.00)

Year	1st	2nd	3rd	4th	Total	Finish	Money
1999	74	72	70	72	288	T8	\$13,000.00
2000	72	69	69	70	280	T3	31,900.00
2007	70	68	71	69	278	T44	3,083.40
2010	69	73	72	76	290	T31	6,500.00
Total							\$54,483.40

Riley, Chris (73.75)

Year	1st	2nd	3rd	4th	Total	Finish	Money
1998	72	75	73	75	295	T23	\$3,325.00

Rinker, Lee (70.88)

Year	1st	2nd	3rd	4th	Total	Finish	Money
1994	69	70	69	70	278	T2	\$19,762.50
2000	69	77	74	69	289	T28	4,620.00
Total							\$24,382.50

Rintoul, Steve (71.25)

Year	1st	2nd	3rd	4th	Total	Finish	Money
1993	71	71	70	73	285	T7	\$7,000.00

Risdon, Dustin (69.75)

Year	1st	2nd	3rd	4th	Total	Finish	Money
2009	70	72	70	67	279	T12	\$22,000.00

Roach, Wes (70.50)

Year	1st	2nd	3rd	4th	Total	Finish	Money
2013	73	71			144	CUT	
2014	69	66	72	72	279	T31	\$5,975.00
2015	69	72			141	CUT	
2017	70	69			139	CUT	
Total							\$5,975.00

Rocha, Alexandre (71.50)

Year	1st	2nd	3rd	4th	Total	Finish	Money
2013	72	66	78	70	286	T62	\$2,875.00

Rodgers, Patrick (72.00)

Year	1st	2nd	3rd	4th	Total	Finish	Money
2014	72	72			144	CUT	

Rollins, John (70.63)

Year	1st	2nd	3rd	4th	Total	Finish	Money
2001	75	74	74	67	290	T8	\$16,800.00
2014	70	68	68	69	275	T11	23,000.00
2015	75	72			147	CUT	
Total							\$39,800.00

Romero, Andres (68.75)

Year	1st	2nd	3rd	4th	Total	Finish	Money
2015	68	69	66	72	275	T24	\$8,221.66
2017	66	72			138	CUT	
Total							\$8,221.66

Rose, Clarence (73.25)

Year	1st	2nd	3rd	4th	Total	Finish	Money
1995	69	73	79	72	293	T18	\$3,000.00

Rousey, Nick (73.00)

Year	1st	2nd	3rd	4th	Total	Finish	Money
2013	75	71			146	CUT	

Royer III, Hugh (73.00)

Year	1st	2nd	3rd	4th	Total	Finish	Money
1993	75	70	74	76	295	T32	\$1,180.00
1995	70	72	71	76	289	T7	9,375.00
Total							\$10,555.00

Rummells, Dave (76.00)

Year	1st	2nd	3rd	4th	Total	Finish	Money
1996	73	75	77	79	304	T42	\$1,025.00

Runge, Steve (72.75)

Year	1st	2nd	3rd	4th	Total	Finish	Money
2000	75	72	70	74	291	T32	\$3,795.00

Rusnak, Gary (74.42)

Year	1st	2nd	3rd	4th	Total	Finish	Money
1993	78	76	68	79	301	45	\$720.00
1994	73	76	75	73	297	T41	967.50
1995	72	71	77	75	295	T24	2,130.00
Total							\$3,817.50

Rutledge, Jim (71.00)

Year	1st	2nd	3rd	4th	Total	Finish	Money
2006	72	73	71	68	284	T14	\$13,125.00

Ryder, Sam (69.00)

Year	1st	2nd	3rd	4th	Total	Finish	Money
2017	66	72			138	CUT	

Rymer, Charlie (73.50)

Year	1st	2nd	3rd	4th	Total	Finish	Money
1994	74	72	78	70	294	T36	\$1,192.50

Sainz Jr, Carlos (69.75)

Year	1st	2nd	3rd	4th	Total	Finish	Money
2014	70	70	68	71	279	T31	\$5,975.00

Sanders, Andy (73.00)

Year	1st	2nd	3rd	4th	Total	Finish	Money
2002	70	77	72		219	39	\$3,240.00

Sauers, Gene (76.25)

Year	1st	2nd	3rd	4th	Total	Finish	Money
1998	72	79	75	79	305	T42	\$1,400.00

Saunders, Sam (68.25)

Year	1st	2nd	3rd	4th	Total	Finish	Money
2012	71	69	68	69	277	T13	\$17,666.67
2014	69	68	70	67	274	T7	30,125.00
2015	64	69	68	67	268	3	68,000.00
2017	59	66	70	69	264	T2	88,000.00
Total							\$203,791.67

Schenk, Adam (69.67)

Year	1st	2nd	3rd	4th	Total	Finish	Money
2017	70	67	72		209	W/D	

Individual Player Records

Scherrer, Tom (72.48)

Year	1st	2nd	3rd	4th	Total	Finish	Money
1994	76	70	75	65	286	T16	\$2,955.00
1995	76	74	78	70	298	T36	1,250.00
1997	74	76	72	79	301	T40	1,350.00
1998	71	74	70	77	292	T14	4,858.00
2004	74	74	76		224	W/D	
2005	70	77	74	69	290	T24	5,703.75
2007	66	65	67	68	266	T3	44,950.00
Total							\$61,066.75

Schuchart, Mike (73.13)

Year	1st	2nd	3rd	4th	Total	Finish	Money
1994	69	67	68	73	277	1	\$40,500.00
1995	76	71	79	82	308	50	650.00
Total							\$41,150.00

Schultz, Dave (72.75)

Year	1st	2nd	3rd	4th	Total	Finish	Money
2009	74	73	71	73	291	52	\$3,450.00

Schultz, Jason (71.00)

Year	1st	2nd	3rd	4th	Total	Finish	Money
2004	68	71	72	68	279	T10	\$15,625.00
2005	70	72	76	71	289	T19	7,878.00
Total							\$23,503.00

Scott, Richard (72.25)

Year	1st	2nd	3rd	4th	Total	Finish	Money
2012	72	74	74	69	289	T55	\$3,225.00

Shaw, Tom (73.38)

Year	1st	2nd	3rd	4th	Total	Finish	Money
1996	71	72	81	76	300	31	\$1,600.00
1997	72	72	71	72	287	T5	13,125.00
Total							\$14,725.00

Sheehan, Patrick (71.55)

Year	1st	2nd	3rd	4th	Total	Finish	Money
2002	74	76	75	225	T48	\$2,310.00	
2007	68	68	71	68	275	T34	4,650.00
2009	69	71	76	71	287	T39	4,900.00
Total							\$11,860.00

Shindler, Conrad (68.50)

Year	1st	2nd	3rd	4th	Total	Finish	Money
2017	65	72	65	72	274	T36	\$4,975.00
Total							\$4,975.00

Short, Jr., Wes (69.50)

Year	1st	2nd	3rd	4th	Total	Finish	Money
2003	70	68	67	73	278	T8	\$17,500.00

Siem, Marcel (70.60)

Year	1st	2nd	3rd	4th	Total	Finish	Money
2013	68	74			142	CUT	
2015	69	69	73		211	W/D	

Silveira, Larry (74.75)

Year	1st	2nd	3rd	4th	Total	Finish	Money
1993	75	75	75	71	296	T36	\$1,040.00
1995	76	79	77	71	303	47	800.00
1996	72	78	76	72	298	T24	2,187.50
Total							\$4,027.50

Silverman, Ben (67.75)

Year	1st	2nd	3rd	4th	Total	Finish	Money
2017	63	68	68	72	271	T20	\$9,348.18
Total							\$9,348.18

Sim, Michael (70.63)

Year	1st	2nd	3rd	4th	Total	Finish	Money
2006	72	74	74	75	295	T46	\$2,775.00
2009	64	70	67	69	270	2	108,000.00
Total							\$110,775.00

Simpson, Tim (73.25)

Year	1st	2nd	3rd	4th	Total	Finish	Money
1995	71	71	78	73	293	T18	\$3,000.00

Simpson, Webb (68.50)

Year	1st	2nd	3rd	4th	Total	Finish	Money
2008	70	73	67	64	274	T11	\$21,200.00

Sisk, Geoffrey (76.38)

Year	1st	2nd	3rd	4th	Total	Finish	Money
1998	81	81	78	75	315	T46	\$1,155.00
2010	75	74	75	72	296	T52	3,350.00
Total							\$4,505.00

Skinner, Sonny (74.00)

Year	1st	2nd	3rd	4th	Total	Finish	Money
1993	74	74	70	73	291	T24	\$1,800.00
1994	75	70	75	78	298	T43	832.50
2000	72	74	73	77	296	T44	2,200.00
2001	73	79	74	73	299	T32	4,290.00
Total							\$9,122.50

Skinns, David (70.00)

Year	1st	2nd	3rd	4th	Total	Finish	Money
2017	68	72			140	CUT	

Sloan, Roger (72.25)

Year	1st	2nd	3rd	4th	Total	Finish	Money
2014	75	72			147	CUT	
2015	69	73			142	CUT	
2017	70	68			138	CUT	

Slocum, Heath (71.00)

Year	1st	2nd	3rd	4th	Total	Finish	Money
2001	76	78	77	74	305	45	\$2,580.00
2013	68	70	70	67	275	T17	14,000.00
2014	67	70	67	68	272	T4	44,000.00
Total							\$60,580.00

Small, Mike (73.00)

Year	1st	2nd	3rd	4th	Total	Finish	Money
1997	74	71	73	74	292	T17	\$3,840.00

Smith, Byron (69.67)

Year	1st	2nd	3rd	4th	Total	Finish	Money
2013	67	70	69	68	274	T8	\$23,333.33
2014	77	67			144	CUT	
Total							\$23,333.33

Smith, Chris (71.67)

Year	1st	2nd	3rd	4th	Total	Finish	Money
1995	74	78	78	68	298	T36	\$1,250.00
1997	73	70	71	68	282	2	34,050.00
2000	72	72	67	75	286	T17	7,975.00
2008	74	71	65	72	282	T42	4,125.00
2015	68	74			142	CUT	
Total							\$47,400.00

Smith, Jerry (71.63)

Year	1st	2nd	3rd	4th	Total	Finish	Money
1999	71	72	76	74	293	22	\$4,200.00
2005	73	72	66	69	280	3	44,200.00
Total							\$48,400.00

Smith, Nate (72.75)

Year	1st	2nd	3rd	4th	Total	Finish	Money
2010	73	75	72	71	291	T33	\$5,800.00

Smith, Taylor (73.25)

Year	1st	2nd	3rd	4th	Total	Finish	Money
1993	72	72	74	75	293	T28	\$1,480.00

Smock, Brian (71.33)

Year	1st	2nd	3rd	4th	Total	Finish	Money
2009	72	70	68	70	280	T14	\$17,000.00
2010	71	72	70	68	281	T5	38,000.00
2011	73	70	75	77	295	T45	3,850.00
Total							\$58,850.00

Snedeker, Brandt (71.00)

Year	1st	2nd	3rd	4th	Total	Finish	Money
2004	73	70	68	67	278	T5	\$21,187.50
2005	72	74	71	72	289	T19	7,878.00
2006	68	68	75	74	285	T18	10,500.00
Total							\$39,565.50

Snyder III, Joey (78.75)

Year	1st	2nd	3rd	4th	Total	Finish	Money
1998	76	84	80	75	315	T46	\$1,155.00

Individual Player Records

Southgate, Matthew (70.00)

Year	1st	2nd	3rd	4th	Total	Finish	Money
2017	72	68			140	CUT	
2017	66	66	67	65	264	T2	88,000.00
Total							\$92,060.00

Spears, Ryan (70.00)

Year	1st	2nd	3rd	4th	Total	Finish	Money
2013	69	70	71	70	280	T41	\$4,220.00
2015	73	71			144	CUT	
Total							\$4,220.00

Sposa, Mike (72.75)

Year	1st	2nd	3rd	4th	Total	Finish	Money
1994	76	76	71	67	290	T23	\$2,081.25
1995	71	70	76	75	292	T12	3,850.00
1998	77	71	74	69	291	T9	7,735.00
Total							\$13,666.25

Stadler, Kevin (69.50)

Year	1st	2nd	3rd	4th	Total	Finish	Money
2004	68	67	70	73	278	T5	\$21,187.50

Stallings, Scott (72.75)

Year	1st	2nd	3rd	4th	Total	Finish	Money
2010	76	71	76	68	291	T33	\$5,800.00

Stanley, Kyle (71.10)

Year	1st	2nd	3rd	4th	Total	Finish	Money
2010	78	77	72	70	297	T55	\$3,200.00
2014	74	70			144	CUT	
2015	66	69	67	68	270	T5	35,125.00
Total							\$38,325.00

Staten, B.J. (72.06)

Year	1st	2nd	3rd	4th	Total	Finish	Money
2007	65	66	69	69	269	T8	\$21,700.00
2010	75	71	74	74	294	T46	3,700.00
2011	73	71	75	73	292	T35	5,600.00
2012	79	73	76	70	298	T60	3,000.00
Total							\$34,000.00

Steel, Iain (75.25)

Year	1st	2nd	3rd	4th	Total	Finish	Money
1997	74	75	72	80	301	T40	\$1,350.00

Steele, Brendan (68.75)

Year	1st	2nd	3rd	4th	Total	Finish	Money
2010	66	71	65	73	275	1	\$180,000.00

Stefani, Shawn (71.50)

Year	1st	2nd	3rd	4th	Total	Finish	Money
2012	71	73	73	68	285	T42	\$4,060.00
2013	74	70			144	CUT	
2017	66	66	67	65	264	T2	88,000.00
Total							\$92,060.00

Stegmaier, Brett (69.303)

Year	1st	2nd	3rd	4th	Total	Finish	Money
2013	69	72			141	CUT	
2014	74	66	71	67	278	T25	\$7,771.67
2015	67	66	71	70	274	T18	12,600.00
2017	67	70	73	73	283	T54	2,740.00
Total							\$23,111.67

Sterling, Scott (71.09)

Year	1st	2nd	3rd	4th	Total	Finish	Money
2002	72	72	71		215	T23	\$5,622.86
2003	70	76	74	75	295	T45	2,520.83
2007	69	67	68	68	272	T17	11,237.50
Total							\$19,381.19

Stewart, Ray (74.25)

Year	1st	2nd	3rd	4th	Total	Finish	Money
1997	72	76	78	71	297	T30	\$1,872.00

Stiles, Darron (71.74)

Year	1st	2nd	3rd	4th	Total	Finish	Money
1999	75	77	73	75	300	T40	\$1,680.00
2000	75	72	72	76	295	T42	2,585.00
2001	72	78	78	75	303	T39	3,120.00
2002	71	70	79		220	T40	3,060.00
2004	65	72	72	70	279	T10	15,625.00
2006	73	70	70	67	280	T6	26,062.50
2008	64	67	70	73	274	T11	21,200.00
2011	68	70	77	75	290	T24	8,480.00
2012	71	69	69	69	278	T19	12,120.00
2013	68	73			141	CUT	
2014	73	72			145	CUT	
2015	74	65	71	70	280	T55	2,710.00
Total							\$96,642.50

Stockton, Jr., Dave (72.43)

Year	1st	2nd	3rd	4th	Total	Finish	Money
1993	75	71	73	77	296	T36	\$1,040.00
2002	75	66	70		211	T10	15,000.00
Total							\$16,040.00

Stolz, Andre (70.50)

Year	1st	2nd	3rd	4th	Total	Finish	Money
2003	69	71	69	73	282	T17	\$9,375.00

Straka, Sepp (68.50)

Year	1st	2nd	3rd	4th	Total	Finish	Money
2017	67	67	71	69	274	T36	\$4,975.00
Total							\$4,975.00

Streb, Robert (70.33)

Year	1st	2nd	3rd	4th	Total	Finish	Money
2012	70	72	73	65	280	T25	\$8,400.00
2013	68	74			142	CUT	
Total							\$8,400.00

Streck, Ron (71.75)

Year	1st	2nd	3rd	4th	Total	Finish	Money
1993	74	67	71	75	287	T12	\$3,550.00

Stuard, Brian (70.80)

Year	1st	2nd	3rd	4th	Total	Finish	Money
2009	76	67	69	68	280	T14	\$17,000.00
2012	74	70	70	72	286	T47	3,560.00
2015	73	69			142	CUT	
Total							\$20,560.00

Sucher, Zack (71.00)

Year	1st	2nd	3rd	4th	Total	Finish	Money
2014	71	71			142	CUT	

Sullivan, Mike (80.25)

Year	1st	2nd	3rd	4th	Total	Finish	Money
1998	81	80	78	82	321	T50	\$910.00

Summerhays, Daniel (70.25)

Year	1st	2nd	3rd	4th	Total	Finish	Money
2008	71	70	66	70	277	T25	\$8,000.00
2010	70	72	72	71	285	T16	15,000.00
2017	70	68			138	CUT	
Total							\$23,000.00

Sutherland, Kevin (74.75)

Year	1st	2nd	3rd	4th	Total	Finish	Money
1995	73	74	77	75	299	T41	\$1,025.00

Svensson, Adam (70.50)

Year	1st	2nd	3rd	4th	Total	Finish	Money
2017	71	70			141	CUT	

Svoboda, Andrew (71.50)

Year	1st	2nd	3rd	4th	Total	Finish	Money
2010	75	70	72	73	290	T31	\$6,500.00
2011	72	73	79	76	300	T56	3,175.00
2012	73	69	72	69	283	T35	5,500.00
2013	67	67	71	74	279	T32	5,600.00
2015	70	68	69	71	278	T43	3,194.44
Total							\$23,969.44

Individual Player Records

Swafford, Hudson (69.92)

Year	1st	2nd	3rd	4th	Total	Finish	Money
2012	69	76	72	67	284	T39	\$4,800.00
2013	66	71	69	71	277	T24	8,480.00
2014	69	70	68	71	278	T25	7,771.66
Total							\$21,051.66

Tambellini, Roger (72.55)

Year	1st	2nd	3rd	4th	Total	Finish	Money
2003	68	72	71	71	282	T17	\$9,375.00
2005	78	73	80	77	308	58	2,047.50
2008	73	74	70	71	288	T54	3,225.00
2009	73	67	72	72	284	T27	7,512.50
2011	68	71	74	76	289	23	10,400.00
Total							\$32,560.00

Tataurangi, Phil (74.25)

Year	1st	2nd	3rd	4th	Total	Finish	Money
1995	68	75	80	76	299	T41	\$1,025.00
1996	74	70	78	73	295	18	3,125.00
Total							\$4,150.00

Taylor, Nick (69.25)

Year	1st	2nd	3rd	4th	Total	Finish	Money
2014	68	72	74	63	277	T21	\$10,800.00

Taylor, Vaughn (71.50)

Year	1st	2nd	3rd	4th	Total	Finish	Money
2003	76	73	73	72	294	44	\$2,750.00
2013	71	75			146	CUT	
2014	69	70	74	73	286	T61	2,570.00
2015	71	69	68	67	275	T24	8,221.67
Total							\$13,541.67

Teater, Josh (70.17)

Year	1st	2nd	3rd	4th	Total	Finish	Money
2009	69	67	69	70	275	T3	\$58,000.00
2014	72	74			146	CUT	
2017	71	66	68	75	280	T50	2,850.00
Total							\$60,850.00

Tennyson, Brian (72.25)

Year	1st	2nd	3rd	4th	Total	Finish	Money
1999	73	68	76	72	289	T10	\$8,466.67

Thatcher, Roland (70.86)

Year	1st	2nd	3rd	4th	Total	Finish	Money
2002	68	71	71		210	T7	\$18,700.00
2003	67	74	75	71	287	T28	5,015.63
2006	71	73	71	73	288	26	6,300.00
2007	67	64	73	70	274	T29	5,425.00
2013	69	69	68	71	277	T24	8,480.00
2014	76	76			152	CUT	
Total							\$43,920.63

Thomas, Justin (69.25)

Year	1st	2nd	3rd	4th	Total	Finish	Money
2014	68	71	69	69	277	T21	\$10,800.00

Thompson, Curtis (69.25)

Year	1st	2nd	3rd	4th	Total	Finish	Money
2015	66	68	72	71	277	T35	\$4,762.50

Thompson, Dicky (73.75)

Year	1st	2nd	3rd	4th	Total	Finish	Money
1999	70	79	76	70	295	T26	\$3,213.34

Thompson, Kyle (72.23)

Year	1st	2nd	3rd	4th	Total	Finish	Money
2003	75	73	78	75	301	T51	\$2,156.25
2004	69	66	72	72	279	T10	15,625.00
2006	70	71	80	79	300	58	2,325.00
2007	68	69	66	68	271	T14	13,950.00
2010	70	77	73	75	295	T49	3,500.00
2011	68	73	74	76	291	T29	6,533.33
2015	70	71			141	CUT	
2017	68	69			137	W/D	
Total							\$44,089.58

Thompson, Nicholas (69.17)

Year	1st	2nd	3rd	4th	Total	Finish	Money
2007	69	67	71	66	273	T21	\$7,410.94
2012	67	73	73	69	282	T31	6,300.00
2015	67	69	70	69	275	T24	8,221.66
2017	69	66	70	69	274	T36	4,975.00
Total							\$26,907.60

Tidland, Chris (71.25)

Year	1st	2nd	3rd	4th	Total	Finish	Money
2003	71	64	71	72	278	T8	\$17,500.00
2004	68	69	74	71	282	T18	8,750.00
2005	71	73	77	72	293	T35	3,575.00
2006	68	71	74	78	291	T30	4,725.00
2008	71	72	69	70	282	T42	4,125.00
2009	71	72	69	72	284	T27	7,512.50
Total							\$46,187.50

Todd, Brendon (69.13)

Year	1st	2nd	3rd	4th	Total	Finish	Money
2008	73	68	70	70	281	T37	\$5,000.00
2013	71	67	69	65	272	T2	66,000.00
Total							\$71,000.00

Toledo, Esteban (72.20)

Year	1st	2nd	3rd	4th	Total	Finish	Money
1993	73	69	73	73	288	T14	\$3,000.00
1997	76	78	72	76	302	T42	1,230.00
2005	76	75	74	77	302	55	2,145.00
2007	69	69	68	70	276	T39	4,107.50
2009	71	67	67	71	276	T5	38,000.00
Total							\$48,482.50

Tolles, Tommy (71.50)

Year	1st	2nd	3rd	4th	Total	Finish	Money
1993	74	71	73	71	289	T16	\$2,570.00
1994	75	73	70	72	290	T23	2,081.25
2003	71	72	65	71	279	T12	12,656.25
Total							\$17,307.50

Tomasulo, Peter (70.46)

Year	1st	2nd	3rd	4th	Total	Finish	Money
2005	74	69	68	70	281	4	\$31,200.00
2006	70	69	75	75	289	T27	5,850.00
2007	66	74	65	69	274	T29	5,425.00
2008	68	70	63	69	270	5	40,000.00
2010	72	79	70	77	298	58	3,100.00
2012	69	69	69	72	279	24	9,600.00
2013	66	75			141	CUT	
2014	71	70			141	CUT	
Total							\$95,175.00

Toms, David (72.50)

Year	1st	2nd	3rd	4th	Total	Finish	Money
1995	75	68	72	75	290	T9	\$6,875.00

Tracy, Ethan (67.00)

Year	1st	2nd	3rd	4th	Total	Finish	Money
2017	67	66	67	68	268	T8	\$28,000.00
Total							\$28,000.00

Trahan, D.J. (70.80)

Year	1st	2nd	3rd	4th	Total	Finish	Money
2004	70	66	70	75	281	T15	\$10,625.00
2013	73				73	W/D	
Total							\$10,625.00

Tringale, Cameron (66.75)

Year	1st	2nd	3rd	4th	Total	Finish	Money
2017	65	66	65	71	267	T5	\$36,500.00
Total							\$36,500.00

Triplett, Kirk (73.25)

Year	1st	2nd	3rd	4th	Total	Finish	Money
2011	76	72	73	72	293	T38	\$4,800.00

Turner, Jerod (70.00)

Year	1st	2nd	3rd	4th	Total	Finish	Money
2009	72	64	70	74	280	T14	\$17,000.00

Individual Player Records

Turnesa, Marc (70.00)

Year	1st	2nd	3rd	4th	Total	Finish	Money
2007	72	70	69	69	280	T52	\$2,731.87

Tway, Kevin (69.75)

Year	1st	2nd	3rd	4th	Total	Finish	Money
2013	72	72			144	CUT	
2014	72	69			141	CUT	
2015	71	65	67	70	273	T12	\$19,000.00
Total							\$19,000.00

Twiggs, Greg (78.25)

Year	1st	2nd	3rd	4th	Total	Finish	Money
1996	73	79	81	80	313	49	\$700.00

Tyler, Nathan (73.50)

Year	1st	2nd	3rd	4th	Total	Finish	Money
2014	71	76			147	CUT	

Uresti, Omar (71.89)

Year	1st	2nd	3rd	4th	Total	Finish	Money
1994	75	74	72	67	288	20	\$2,587.50
2001	75	77	77	71	300	T34	3,850.00
2002	75	70	71		216	T30	4,620.00
2003	74	68	71	75	288	T32	4,312.50
2007	71	65	71	67	274	T29	5,425.00
Total							\$20,795.00

Utley, Stan (73.75)

Year	1st	2nd	3rd	4th	Total	Finish	Money
1993	74	72	78	74	298	T41	\$860.00
1995	69	75	76	72	292	T12	3,850.00
Total							\$4,710.00

Van Aswegen, Tyrone (70.38)

Year	1st	2nd	3rd	4th	Total	Finish	Money
2012	72	73	73	78	296	59	\$3,050.00
2013	69	70	74	72	285	T57	3,050.00
2014	66	69	67	73	275	T11	23,000.00
2015	67	69	66	68	270	T5	35,125.00
Total							\$64,225.00

van der Walt, Dawie (70.92)

Year	1st	2nd	3rd	4th	Total	Finish	Money
2012	70	70	70	73	283	T35	\$5,500.00
2013	71	71			142	CUT	
2014	76	69			145	CUT	
2015	70	69	68	74	281	T56	2,630.00
Total							\$8,130.00

van der Walt, Tjaart (70.63)

Year	1st	2nd	3rd	4th	Total	Finish	Money
2000	72	69	73	72	286	T17	\$7,975.00
2001	73	75	71	74	293	T17	8,820.00
2003	67	70	65	77	279	T12	12,656.25
2007	63	68	71	70	272	T17	11,237.50
Total							\$40,688.75

Van Pelt, Bo (71.50)

Year	1st	2nd	3rd	4th	Total	Finish	Money
2001	72	73	80	71	296	T25	\$5,730.00
2003	66	70	74	66	276	T5	23,750.00

Varner III, Harold (72.00)

Year	1st	2nd	3rd	4th	Total	Finish	Money
2014	70	72			142	CUT	
2015	74	72			146	CUT	

Vaughan, Bruce (73.25)

Year	1st	2nd	3rd	4th	Total	Finish	Money
1994	73	74	76	70	293	T33	\$1,305.00
1997	74	72	71	76	293	T19	3,375.00
Total							\$4,680.00

Veazey, Vance (72.11)

Year	1st	2nd	3rd	4th	Total	Finish	Money
1999	76	72	75	72	295	T26	\$3,213.33
2000	68	76	77	75	296	T44	2,200.00
2004	76	72	72	74	294	T48	2,281.25
2005	77	72	72	72	293	T35	3,575.00
2007	70	72	68	67	277	T41	3,720.00
2008	74	69	67	69	279	T31	6,200.00
2009	71	68	73	73	285	T31	6,200.00
Total							\$27,389.58

Vegas, Jhonattan (70.60)

Year	1st	2nd	3rd	4th	Total	Finish	Money
2010	72	70	70	73	285	T16	\$15,000.00
2013	66	69	70	74	279	T32	5,600.00
2015	71	71			142	CUT	
Total							\$20,600.00

Villegas, Camilo (73.50)

Year	1st	2nd	3rd	4th	Total	Finish	Money
2005	72	74	70	78	294	T40	\$3,055.00

Villegas, Manuel (73.00)

Year	1st	2nd	3rd	4th	Total	Finish	Money
2014	73				73	W/D	

Wadkins, Bobby (72.25)

Year	1st	2nd	3rd	4th	Total	Finish	Money
1997	74	70	69	76	289	T10	\$6,350.00

Wagner, Johnson (71.71)

Year	1st	2nd	3rd	4th	Total	Finish	Money
2004	72	71	73	72	288	T34	\$3,687.50
2005	73	76	72	71	292	T30	4,231.50
2006	70	67	73	73	283	13	15,750.00
2014	71	70			141	CUT	
2017	66	67	69	69	271	T20	9,348.18
Total							\$33,017.18

Walcher, Rocky (76.50)

Year	1st	2nd	3rd	4th	Total	Finish	Money
1996	76	71	82	78	307	T46	\$825.00
1997	73	74	76	82	305	48	900.00
Total							\$1,725.00

Walker, Jimmy (70.50)

Year	1st	2nd	3rd	4th	Total	Finish	Money
2003	70	70	68	76	284	T20	\$7,583.33
2004	74	73	68	72	287	T31	4,062.50
2007	68	69	68	70	275	T34	4,650.00
Total							\$16,295.83

Walsworth, Don (74.50)

Year	1st	2nd	3rd	4th	Total	Finish	Money
1998	70	80	76	72	298	T29	\$2,327.50

Walters, Euan (72.50)

Year	1st	2nd	3rd	4th	Total	Finish	Money
2004	66	71	73	80	290	T41	\$2,812.50

Warren, Charles (71.13)

Year	1st	2nd	3rd	4th	Total	Finish	Money
2000	76	67	70	70	283	T9	\$14,850.00
2002	69	71	75		215	T23	5,622.85
2003	69	72	72	73	286	27	5,625.00
2004	72	69	72	70	283	T21	6,312.50
Total							\$32,410.35

Watkins, Aaron (70.75)

Year	1st	2nd	3rd	4th	Total	Finish	Money
2011	69	72	76	74	291	T29	\$6,533.33
2012	68	72	70	71	281	T28	7,200.00
2013	73	68			141	CUT	
2014	72	69			141	CUT	
2015	66	70	72	70	278	T43	3,194.44
Total							\$16,927.77

Watney, Nick (68.25)

Year	1st	2nd	3rd	4th	Total	Finish	Money
2004	69	64	71	69	273	1	\$112,500.00

Individual Player Records

Watson, Bubba (74.63)

Year	1st	2nd	3rd	4th	Total	Finish	Money
2004	76	70	78	76	300	54	\$2,093.75
2005	73	76	79	69	297	T48	2,372.50

Weatherly, Scott (72.75)

Year	1st	2nd	3rd	4th	Total	Finish	Money
2005	77	72	72	70	291	T28	\$4,875.00

Webb, Gary (78.50)

Year	1st	2nd	3rd	4th	Total	Finish	Money
1996	74	83	81	76	314	50	\$650.00

Weekley, Boo (71.25)

Year	1st	2nd	3rd	4th	Total	Finish	Money
2006	69	69	68	79	285	T18	\$10,500.00

Weibring, Matt (71.57)

Year	1st	2nd	3rd	4th	Total	Finish	Money
2005	74	78	73	74	299	T51	\$2,258.75
2008	71	68	69	74	282	T42	4,125.00
2012	67	74	69	70	280	T25	8,400.00
2014	72	69			141	CUT	
Total							\$14,783.75

Wetterich, Brett (72.83)

Year	1st	2nd	3rd	4th	Total	Finish	Money
2003	72	72	80	75	299	T49	\$2,281.25
2004	66	69	71	70	276	2	67,500.00
2011	71	69	81	78	299	T53	3,300.00
Total							\$73,081.25

Wheatcroft, Steve (70.58)

Year	1st	2nd	3rd	4th	Total	Finish	Money
2009	69	69	65	72	275	T3	\$58,000.00
2011	68	75	71	71	285	T8	28,000.00
2013	74	71			145	CUT	
2014	72	70			142	CUT	
2017	62	68	73	67	270	T16	15,500.00
Total							\$101,500.00

Whisman, Greg (72.25)

Year	1st	2nd	3rd	4th	Total	Finish	Money
1996	70	72	75	72	289	T8	\$8,125.00

Whittaker, Ron (70.75)

Year	1st	2nd	3rd	4th	Total	Finish	Money
1997	77	73	72	74	296	T26	\$2,347.50
2007	69	66	66	69	270	T12	17,050.00
Total							\$19,397.50

Wi, Charlie (72.25)

Year	1st	2nd	3rd	4th	Total	Finish	Money
2006	74	73	77	75	299	57	\$2,362.50
2014	70	69	69	71	279	T31	5,975.00
Total							\$8,337.50

Wilcox, Will (71.33)

Year	1st	2nd	3rd	4th	Total	Finish	Money
2011	72	67	76	71	286	T12	\$19,600.00
2014	72	70			142	CUT	
2017	70	71			141	CUT	
Total							\$19,600.00

Wilk, Vic (71.88)

Year	1st	2nd	3rd	4th	Total	Finish	Money
1994	73	73	68	69	283	T12	\$3,993.75
2001	74	72	76	70	292	T15	10,620.00
Total							\$14,613.75

Wilkinson, Tim (71.17)

Year	1st	2nd	3rd	4th	Total	Finish	Money
2005	72	74	69	74	289	T19	\$7,878.00
2007	70	75	72	69	286	56	2,596.25
2012	70	74	74	70	288	T53	3,325.00
2013	70	73			143	CUT	
2015	71	66	70	68	275	T24	8,221.67
2017	69	71			140	CUT	
Total							\$22,020.92

Williamson, Jay (76.25)

Year	1st	2nd	3rd	4th	Total	Finish	Money
1998	75	82	77	71	305	T42	\$1,400.00

Williams, Lee (69.50)

Year	1st	2nd	3rd	4th	Total	Finish	Money
2012	72	72	70	68	282	T31	\$6,300.00
2013	69	67	69	69	274	T8	23,333.33
Total							\$29,633.33

Williamson, Tyler (70.33)

Year	1st	2nd	3rd	4th	Total	Finish	Money
2002	71	69	71		211	T10	\$15,000.00

Willis, Garrett (76.75)

Year	1st	2nd	3rd	4th	Total	Finish	Money
1999	73	75	84	78	310	T49	\$1,080.00
2005	72	74	77	81	304	57	2,080.00
Total							\$3,160.00

Wilson, Brian (72.33)

Year	1st	2nd	3rd	4th	Total	Finish	Money
2002	71	72	74		217	T33	\$3,990.00

Wilson, Chris (71.67)

Year	1st	2nd	3rd	4th	Total	Finish	Money
2012	71	77	70	68	286	T47	\$3,560.00
2014	75	69			144	CUT	
Total							\$3,560.00

Wilson, John (74.50)

Year	1st	2nd	3rd	4th	Total	Finish	Money
1998	71	77	76	76	300	T33	\$1,995.00
1999	71	74	76	75	296	T29	2,720.00
Total							\$4,715.00

Winings, Andy (71.50)

Year	1st	2nd	3rd	4th	Total	Finish	Money
2015	70	73			143	CUT	

Wittenberg, Casey (70.83)

Year	1st	2nd	3rd	4th	Total	Finish	Money
2008	71	64	70	72	277	T25	\$8,000.00
2011	70	70	77	76	293	T38	4,800.00
2012	68	71	67	70	276	T9	26,000.00
2013	68	71	73	72	284	T54	3,250.00
2014	75	70			145	CUT	
2017	65	71	75	69	280	T50	2,850.00
Total							\$44,900.00

Wolcott, Bob (72.75)

Year	1st	2nd	3rd	4th	Total	Finish	Money
1994	78	72	72	69	291	T27	\$1,665.00

Wrenn, Robert (73.75)

Year	1st	2nd	3rd	4th	Total	Finish	Money
1995	76	74	70	75	295	T24	\$2,130.00

Wright, Chase (73.75)

Year	1st	2nd	3rd	4th	Total	Finish	Money
2014	72	77			149	CUT	
2015	73	73			146	CUT	

Wurtz, Mark (74.00)

Year	1st	2nd	3rd	4th	Total	Finish	Money
1997	75	74	74	73	296	T26	\$2,347.50

Yang, Y.E. (73.00)

Year	1st	2nd	3rd	4th	Total	Finish	Money
2014	70	76			146	CUT	

Yun, Andrew (70.25)

Year	1st	2nd	3rd	4th	Total	Finish	Money
2015	71	69	72	69	281	T56	\$2,630.00
2017	67	69	67	72	275	T40	4,300.00
Total							\$6,930.00

Zambri, Chris (73.00)

Year	1st	2nd	3rd	4th	Total	Finish	Money
1998	72	79	67	74	292	T14	\$4,858.00

Individual Player Records

Zhang, Xinjun (73.50)

Year	1st	2nd	3rd	4th	Total	Finish	Money
2017	74	73			147	CUT	

Zokol, Richard (74.00)

Year	1st	2nd	3rd	4th	Total	Finish	Money
1999	69	74	70	76	289	T10	\$8,466.67
2001	77	79	74	73	303	T39	3,120.00
Total							\$11,586.67

Zoller, Karl (74.00)

Year	1st	2nd	3rd	4th	Total	Finish	Money
1995	69	74	83	70	296	T29	\$1,662.50

Zorkic, Zoran (72.33)

Year	1st	2nd	3rd	4th	Total	Finish	Money
2002	74	70	73		217	T33	\$3,990.00

Championship Summaries

1993



David Duval

NIKE TOUR Championship

Pumpkin Ridge GC (Ghost Creek Course), Cornelius, OR
Par: 36-35—71 Yards: 6,839

Purse: \$225,000
October 14-17, 1993

LEADERS: First Round—Jerry Haas, at 3-under-par 68, led Danny Briggs and David Duval by one stroke. **Second Round**—Briggs, after a 66 and 36-hole total of 7-under-par 135, held a two-stroke lead over Duval. **Third Round**—After an even-par 71, Briggs, at 7-under-par 206, extended his lead to three strokes over Duval.

PRO-AM: \$2,500. Individual—Doug Martin, 66, \$250. Team—Chris Peddicord, 47, \$250.

WEATHER: Light rain early Thursday; clear and cool later in the day. A one-hour, 36-minute rain suspension delayed play on Friday, when lift, clean and place rules were in effect. Overcast and cool Saturday and Sunday.

CUT: There was no cut; all 50 players completed 72 holes.

Winner: David Duval 69-68-72-68 277 \$36,000.00

Player	Pos.	Score	Official Money	Player	Pos.	Score	Official Money		
Danny Briggs	2	69-66-71-72	278	\$22,700.00	Clark Dennis	27	71-76-73-72	292	\$1,600.00
Bob May	3	72-70-69-69	280	17,000.00	Guy Boros	T28	71-71-74-77	293	1,480.00
Franklin Langham	4	70-72-69-70	281	13,000.00	Taylor Smith	T28	72-72-74-75	293	1,480.00
Mike Heinen	5	73-69-68-72	282	11,000.00	Robert Friend	T30	70-70-71-83	294	1,320.00
Tim Loustalot	6	71-70-70-73	284	9,000.00	Chris Peddicord	T30	71-76-71-76	294	1,320.00
Jeff Coston	T7	74-68-71-72	285	7,000.00	Bob Burns	T32	76-72-71-76	295	1,180.00
Chris DiMarco	T7	72-71-72-70	285	7,000.00	Tom Garner	T32	74-73-75-73	295	1,180.00
Steve Rintoul	T7	71-71-70-73	285	7,000.00	John Morse	T32	76-72-76-71	295	1,180.00
Jim Furyk	T10	77-70-70-69	286	4,500.00	Hugh Royer III	T32	75-70-74-76	295	1,180.00
Doug Martin	T10	70-72-72-72	286	4,500.00	Ben Bates	T36	73-75-69-79	296	1,040.00
Sean Murphy	T12	76-67-73-71	287	3,550.00	Larry Silveira	T36	75-75-75-71	296	1,040.00
Ron Streck	T12	74-67-71-75	287	3,550.00	Dave Stockton, Jr.	T36	75-71-73-77	296	1,040.00
Olin Browne	T14	71-69-75-73	288	3,000.00	R.W. Eaks	T39	71-73-77-76	297	940.00
Esteban Toledo	T14	73-69-73-73	288	3,000.00	Alan Pate	T39	73-73-76-75	297	940.00
J.P. Hayes	T16	72-70-72-75	289	2,570.00	Steve Jurgensen	T41	78-69-72-79	298	860.00
Pete Jordan	T16	74-73-75-67	289	2,570.00	Stan Utley	T41	74-72-78-74	298	860.00
Tommy Moore	T16	76-66-70-77	289	2,570.00	Rick Pearson	T43	74-73-81-72	300	780.00
Tommy Tolles	T16	74-71-73-71	289	2,570.00	Bill Porter	T43	77-74-74-75	300	780.00
Emlyn Aubrey	T20	73-68-74-75	290	2,150.00	Gary Rusnak	45	78-76-68-79	301	720.00
Jerry Haas	T20	68-72-74-76	290	2,150.00	Greg Bruckner	46	76-76-73-77	302	680.00
Jerry Kelly	T20	72-73-71-74	290	2,150.00	Jim Carter	T47	76-79-73-78	306	620.00
Karl Kimball	T20	76-69-74-71	290	2,150.00	Steve Haskins	T47	77-77-76-76	306	620.00
Jeff Brehaut	T24	74-68-73-76	291	1,800.00	Frank Conner	T49	74-82-77-74	307	540.00
Curt Byrum	T24	73-75-68-75	291	1,800.00	Chris Patton	T49	80-75-81-71	307	540.00
Sonny Skinner	T24	74-74-70-73	291	1,800.00					

Championship Summaries

1994



Mike Schuchart

NIKE TOUR Championship

Pumpkin Ridge GC (Ghost Creek Course), Cornelius, OR
Par: 36-35—71 Yards: 6,839

Purse: \$225,000
October 13-16, 1994

LEADERS: First Round—David Duval shot a 4-under par 67 for a one-stroke lead over Brad Fabel, John Maginnes, Jeff Brehaut and Skip Kendall. **Second Round**—Mike Schuchart posted a 4-under 67 for a 6-under-par 136 total and a one-stroke lead over Jim Carter and Maginnes. Lee Rinker was three strokes back. **Third Round**—Schuchart shot a 4-under-par 68, for a 9-under-par 204 total, to lead by one over Maginnes. Emlyn Aubrey, Rinker and Carter were tied for third, four strokes back.

PRO-AM: \$2,500. Individual—Scott Gump, 64, \$250. Team—Clark Burroughs, 46, \$250.

WEATHER: Overcast Thursday and Friday, with starting temperatures in the low-40s, reaching the upper-50s. Cool Saturday morning, with two fog delays totaling 1:05. Fog cleared to sunny skies, with the high in the upper-50s. Sunday's tee times were delayed 90 minutes due to fog. Beautiful after the fog cleared.

CUT: There was no cut; 49 of 50 players completed 72 holes.

Winner: Mike Schuchart 69-67-68-73 277 \$40,500.00

Player	Pos.	Score	Official Money
Emlyn Aubrey.....	T2	72-69-67-70	278
Jeff Cook.....	T2	73-70-67-68	278
Lee Rinker.....	T2	69-70-69-70	278
John Maginnes.....	5	68-69-68-74	279
Jim Carter.....	T6	69-68-71-72	280
David Duval.....	T6	67-73-69-71	280
Brad Fabel.....	8	68-74-69-70	281
Keith Fergus.....	T9	69-73-72-68	282
J.P. Hayes.....	T9	70-72-69-71	282
Tim Loustalot.....	T9	71-72-74-65	282
Pat Bates.....	T12	73-72-72-66	283
Vic Wilk.....	T12	73-73-68-69	283
Jeff Brehaut.....	T14	68-73-76-68	285
Jerry Haas.....	T14	74-71-67-73	285
Scott Gump.....	T16	70-72-76-68	286
Bill Porter.....	T16	72-76-67-71	286
Tom Scherrer.....	T16	76-70-75-65	286
Woody Austin.....	19	73-71-70-73	287
Omar Uresti.....	20	75-74-72-67	288
Robert Friend.....	T21	73-71-70-75	289
Craig Kanada.....	T21	76-71-67-75	289
David Jackson.....	T23	74-75-72-69	290
Skip Kendall.....	T23	68-72-76-74	290
Mike Sposa.....	T23	76-76-71-67	290

Player	Pos.	Score	Official Money
Tommy Tolles.....	T23	75-73-70-72	290
Tommy Armour III.....	T27	70-73-74-74	291
Tom Carr.....	T27	72-72-72-75	291
Frank Conner.....	T27	72-69-75-75	291
Bob Wolcott.....	T27	78-72-72-69	291
Danny Briggs.....	T31	69-76-72-75	292
Chris Perry.....	T31	79-70-74-69	292
Greg Bruckner.....	T33	75-72-73-73	293
Jerry Kelly.....	T33	72-74-68-79	293
Bruce Vaughan.....	T33	73-74-76-70	293
Bill Murchison.....	T36	71-73-78-72	294
Charlie Rymmer.....	T36	74-72-78-70	294
Clark Burroughs.....	T38	72-74-69-80	295
Chad Ginn.....	T38	71-77-71-76	295
Dennis Postlewait.....	T38	73-77-71-74	295
Barry Fabyan.....	T41	74-76-71-76	297
Gary Rusnak.....	T41	73-76-75-73	297
Jeff Barlow.....	T43	74-82-70-72	298
Rex Caldwell.....	T43	73-74-73-78	298
Buddy Gardner.....	T43	73-73-79-73	298
Sonny Skinner.....	T43	75-70-75-78	298
Rick Pearson.....	47	75-77-76-72	300
John Elliott.....	T48	79-79-71-76	305
Ron Philo, Jr.....	T48	75-74-78-78	305

The following players did not finish (W=withdrew, D=disqualified)

D-218 David Kirkpatrick

Championship Summaries

1995



Allen Doyle

NIKE TOUR Championship

Settindown Creek GC, Roswell, GA
Par: 36-36—72 Yards: 7,054

Purse: \$250,000
October 19-22, 1995

LEADERS: First Round—Phil Tataurangi, John Maginnes and Bill Murchison shot 4-under-par 68s to lead by one stroke over Karl Zoller, Brent Geiberger, Clarence Rose, Brad Fabel, Sean Murphy and Stan Utley. **Second Round**—Eric Johnson, at 5-under-par 139, led by one stroke over Allen Doyle. Mike Sposa, Craig Kanada and Maginnes were two strokes back. **Third Round**—Doyle, at 4-under-par 212, led Hugh Royer III by one stroke. Murphy and Maginnes were two strokes back. Stuart Appleby, Joe Durant and David Toms trailed by three.

PRO-AM: All players received equal shares of \$50 because the field did not complete play due to darkness.

WEATHER: Sunny and cool Thursday. Friday's play was delayed from 1:00-2:15 p.m. due to rain, with winds gusting to 30 mph. High temperatures reached the mid-50s Thursday and Friday. Clear and cool Saturday, with temperatures in the upper-50s. Sunny, with temperatures in the upper-60s Sunday.

CUT: There was no cut; all 50 players completed 72 holes.

Winner: Allen Doyle 72-68-72-71 283 \$40,000.00
(Won playoff with par on first extra hole)

Player	Pos.	Score	Official Money	Player	Pos.	Score	Official Money
John Maginnes	2	68-73-73-69	283 \$28,375.00	Gary Rusnak	T24	72-71-77-75	295 \$2,130.00
Brad Fabel	3	69-74-73-69	285 21,250.00	Robert Wrenn	T24	76-74-70-75	295 2,130.00
Sean Murphy	4	69-73-72-72	286 16,250.00	Greg Bruckner	T29	70-80-73-73	296 1,662.50
Olin Browne	T5	72-74-73-68	287 12,500.00	Michael Christie	T29	73-73-79-71	296 1,662.50
Joe Durant	T5	78-66-71-72	287 12,500.00	Bill Murchison	T29	68-78-78-72	296 1,662.50
Stuart Appleby	T7	72-72-71-74	289 9,375.00	Karl Zoller	T29	69-74-83-70	296 1,662.50
Hugh Royer III	T7	70-72-71-76	289 9,375.00	Rafael Alarcon	T33	78-71-74-74	297 1,450.00
Franklin Langham	T9	72-70-76-72	290 6,875.00	Jerry Foltz	T33	76-73-78-70	297 1,450.00
David Toms	T9	75-68-72-75	290 6,875.00	Eric Johnson	T33	71-68-80-78	297 1,450.00
Tim Herron	11	75-72-74-70	291 5,000.00	Paul Claxton	T36	70-79-76-73	298 1,250.00
Ben Bates	T12	72-70-74-76	292 3,850.00	P.H. Horgan III	T36	72-73-78-75	298 1,250.00
Jeff Gallagher	T12	70-76-75-71	292 3,850.00	Frank Lickliter	T36	81-75-71-71	298 1,250.00
Jeff Gove	T12	73-73-74-72	292 3,850.00	Tom Scherrer	T36	76-74-78-70	298 1,250.00
Matt Peterson	T12	76-76-70-70	292 3,850.00	Chris Smith	T36	74-78-78-68	298 1,250.00
Mike Sposa	T12	71-70-76-75	292 3,850.00	Brent Geiberger	T41	69-74-79-77	299 1,025.00
Stan Utley	T12	69-75-76-72	292 3,850.00	Peter Persons	T41	76-77-76-70	299 1,025.00
Craig Kanada	T18	71-70-78-74	293 3,000.00	Kevin Sutherland	T41	73-74-77-75	299 1,025.00
Clarence Rose	T18	69-73-79-72	293 3,000.00	Phil Tataurangi	T41	68-75-80-76	299 1,025.00
Tim Simpson	T18	71-71-78-73	293 3,000.00	Jeff Barlow	T45	72-78-77-74	301 875.00
Joe Cioe	T21	71-76-69-78	294 2,625.00	Tom Pernice, Jr.	T45	71-75-78-77	301 875.00
Glen Hnatiuk	T21	72-70-76-76	294 2,625.00	Larry Silveira	47	76-79-77-71	303 800.00
Jon Hough	T21	77-73-74-70	294 2,625.00	John Elliott	48	76-79-80-70	305 750.00
Danny Briggs	T24	73-70-74-78	295 2,130.00	Jeff Brehaut	49	79-78-77-73	307 700.00
Bill Buttner	T24	75-74-75-71	295 2,130.00	Mike Schuchart	50	76-71-79-82	308 650.00
Jerry Kelly	T24	73-76-75-71	295 2,130.00				

Championship Summaries

1996



Stewart Cink

NIKE TOUR Championship

Settindown Creek GC, Roswell, GA
Par: 36-36—72 Yards: 7,054

Purse: \$250,000
October 17-20, 1996

LEADERS: First Round—Stewart Cink, David Berganio, Jr. and Joe Cioe shot 6-under-par 66s. **Second Round**—Cink, at 7-under-par 137, held a two-stroke lead over Berganio and Michael Christie. **Third Round**—Cink, at 8-under-par 208, led by three over Berganio and Glen Hnatiuk.

PRO-AM: \$2,500 purse. Individual—Joe Durant, 65, \$250. Team—R.W. Eaks, 57, \$250.

WEATHER: Sunny Thursday, with the high in the 70s. Rain on Friday, with the high in the 50s. Sunny and cool, with highs in the 60s Saturday and Sunday.

CUT: There was no cut; all 50 players completed 72 holes.

Winner: Stewart Cink 66-71-71-73 281 \$45,000.00

Player	Pos.	Score	Official Money	Player	Pos.	Score	Official Money		
David Berganio, Jr.	2	66-73-72-74	285	\$28,375.00	Larry Silveira	T24	72-78-76-72	298	\$2,187.50
Glen Hnatiuk	T3	71-73-67-75	286	18,750.00	Jeff Brehaut	T28	69-78-76-76	299	1,800.00
Lee Porter	T3	70-71-72-73	286	18,750.00	Tim Loustalot	T28	71-76-82-70	299	1,800.00
Rafael Alarcon	T5	68-74-74-71	287	12,500.00	Matt Peterson	T28	71-78-70-80	299	1,800.00
Joe Durant	T5	71-73-70-73	287	12,500.00	Tom Shaw	31	71-72-81-76	300	1,600.00
Skip Kendall	7	68-76-74-70	288	10,000.00	Kevin Burton	T32	74-74-79-74	301	1,475.00
Brett Quigley	T8	69-77-72-71	289	8,125.00	Joe Cioe	T32	66-78-75-82	301	1,475.00
Greg Whisman	T8	70-72-75-72	289	8,125.00	Tim Conley	T32	77-69-75-80	301	1,475.00
P.H. Horgan III	T10	71-72-73-74	290	5,625.00	Craig Kanada	T32	72-75-78-76	301	1,475.00
Eric Johnson	T10	68-74-75-73	290	5,625.00	Jeff Barlow	T36	72-81-71-78	302	1,250.00
Michael Clark II	T12	73-69-70-79	291	4,250.00	P.J. Cowan	T36	75-75-74-78	302	1,250.00
Jeff Gove	T12	69-76-76-70	291	4,250.00	Rick Cramer	T36	74-74-84-70	302	1,250.00
Jimmy Green	T12	72-76-73-70	291	4,250.00	Matt Gogel	T36	70-78-75-79	302	1,250.00
Bobby Elliott	15	69-77-73-74	293	3,625.00	Patrick Lee	T36	75-78-73-76	302	1,250.00
Doug Barron	T16	72-80-74-68	294	3,362.50	Pat Bates	41	76-75-76-76	303	1,100.00
Paul Claxton	T16	73-73-74-74	294	3,362.50	Jack O'Keefe	T42	75-73-75-81	304	1,025.00
Phil Tataurangi	18	74-70-78-73	295	3,125.00	Dave Rummells	T42	73-75-77-79	304	1,025.00
Michael Christie	T19	68-71-82-75	296	2,937.50	J.P. Hayes	44	73-73-80-79	305	950.00
Rob McKelvey	T19	75-71-80-70	296	2,937.50	Bill Porter	45	79-70-81-76	306	900.00
R.W. Eaks	T21	73-76-72-76	297	2,625.00	Craig Bowden	T46	79-74-80-74	307	825.00
Brent Geiberger	T21	70-77-78-72	297	2,625.00	Rocky Walcher	T46	76-71-82-78	307	825.00
Jimmy Johnston	T21	72-71-77-77	297	2,625.00	Chad Magee	48	76-82-79-75	312	750.00
Danny Ellis	T24	70-82-70-76	298	2,187.50	Greg Twiggs	49	73-79-81-80	313	700.00
Jim Estes	T24	74-74-75-75	298	2,187.50	Gary Webb	50	74-83-81-76	314	650.00
Deane Pappas	T24	70-75-77-76	298	2,187.50					

Championship Summaries

1997



Steve Flesch

NIKE TOUR Championship

Grand National GC (Lake Course), Opelika, AL
Par: 36-36—72 Yards: 7,169

Purse: \$300,000
October 16-19, 1997

LEADERS: First Round—Steve Flesch, Greg Leshner and Mark Carnevale posted 3-under-par 69s to lead by one stroke over Steve Lamontagne, Ben Bates and Glen Hnatiuk. **Second Round**—Flesch added a 4-under-par 68, for a 7-under-par 137, to lead by a tournament-record three strokes over Brian Kamm, Bates and Carnevale. **Third Round**—Flesch held a tournament-record four-stroke lead after a 4-under-par 68. He was at, 11-under-par 205. J.L. Lewis, after a course-record 6-under-par 66, was second.

CUT: There was no cut; all 50 players completed 72 holes.

PRO-AM: \$2,500. Individual—Bob Friend, 68, \$250. Team—Tom Scherrer, Chris Smith, 49, \$225 each.

WEATHER: Rainy and cool Thursday. Skies remained overcast Friday, but there was no rain. Temperatures reached the low-60s. Saturday and Sunday play was conducted under partly cloudy skies. Temperatures reached the high-60s on the weekend.

Winner: Steve Flesch 69-68-68-73 278 \$54,000.00

Player	Pos.	Score	Official Money	Player	Pos.	Score	Official Money		
Chris Smith.....	2	73-70-71-68	282	\$34,050.00	Bob Gilder	T26	74-78-71-73	296	\$2,347.50
J.L. Lewis.....	3	71-72-66-74	283	25,500.00	Ron Whittaker.....	T26	77-73-72-74	296	2,347.50
Mark Carnevale.....	4	69-71-71-75	286	19,500.00	Mark Wurtz	T26	75-74-74-73	296	2,347.50
Michael Clark II.....	T5	71-70-71-75	287	13,125.00	R.W. Eaks.....	T30	76-76-71-74	297	1,872.00
Trevor Dodds	T5	73-70-71-73	287	13,125.00	Harrison Frazar	T30	78-74-71-74	297	1,872.00
Brian Kamm.....	T5	72-68-72-75	287	13,125.00	Kent Jones.....	T30	73-75-74-75	297	1,872.00
Tom Shaw.....	T5	72-72-71-72	287	13,125.00	Jeff Julian.....	T30	76-73-71-77	297	1,872.00
Glen Hnatiuk	9	70-73-69-76	288	9,000.00	Ray Stewart	T30	72-76-78-71	297	1,872.00
Ben Bates.....	T10	70-70-74-75	289	6,350.00	Tim Conley	T35	77-73-72-76	298	1,620.00
Greg Leshner.....	T10	69-76-69-75	289	6,350.00	Matt Gogel.....	T35	72-73-77-76	298	1,620.00
Bobby Wadkins	T10	74-70-69-76	289	6,350.00	Cliff Kresge	T35	78-70-78-72	298	1,620.00
Eric Booker.....	13	71-74-70-75	290	5,100.00	Kevin Johnson.....	38	74-77-72-76	299	1,500.00
Barry Cheesman.....	T14	76-73-72-70	291	4,380.00	Arden Knoll	39	76-72-73-79	300	1,440.00
Robert Friend.....	T14	72-72-72-75	291	4,380.00	Tom Scherrer.....	T40	74-76-72-79	301	1,350.00
Dennis Paulson	T14	74-72-69-76	291	4,380.00	Iain Steel.....	T40	74-75-72-80	301	1,350.00
Steve Lamontagne.....	T17	70-74-73-75	292	3,840.00	Dan Bateman	T42	73-72-74-83	302	1,230.00
Mike Small.....	T17	74-71-73-74	292	3,840.00	Esteban Toledo	T42	76-78-72-76	302	1,230.00
Clark Dennis.....	T19	75-73-73-72	293	3,375.00	Billy Downes.....	T44	78-74-76-75	303	1,110.00
Todd Gleaton.....	T19	74-72-73-74	293	3,375.00	Rob McKelvey	T44	78-75-78-72	303	1,110.00
Carl Paulson.....	T19	74-77-72-70	293	3,375.00	Joe Daley.....	T46	77-75-75-77	304	990.00
Bruce Vaughan.....	T19	74-72-71-76	293	3,375.00	Jeff Gallagher.....	T46	79-73-74-78	304	990.00
Jeff Brehaut.....	T23	75-72-76-71	294	2,925.00	Rocky Walcher	48	73-74-76-82	305	900.00
Chris DiMarco.....	T23	74-72-73-75	294	2,925.00	Terry Price.....	49	76-74-77-79	306	840.00
Paul Gow.....	25	75-73-73-74	295	2,700.00	John Elliott.....	50	82-79-75-87	323	780.00
Pat Bates.....	T26	75-72-74-75	296	2,347.50					

Championship Summaries

1998



Bob Burns

NIKE TOUR Championship

Magnolia Grove (Crossings Course), Mobile, AL
Par: 36-36—72 Yards: 7,154

Purse: \$350,000
October 22-25, 1998

LEADERS: First Round—Perry Moss fired a 6-under-par 66 to lead by three strokes over Jimmy Green and by four over Don Reese, Carl Paulson and Don Walsworth. **Second Round**—Bob Burns and Green shared the lead at 2-under-par 142. Moss was one stroke back, and Emlyn Aubrey was two off the lead. **Third Round**—Burns carded a 5-under-par 67 to get to 7-under and led by four strokes over Aubrey. Green was at 2-under and five back. Michael Clark fired a course-record 65 to get to 1-under-par, along with Tom Scherrer.

CUT: There was no cut; all 50 players completed 72 holes.

PRO-AM: Individual—Notah Begay III, 66, \$250. Team—John Wilson, 48, \$250

WEATHER: Mostly sunny skies, with temperatures in the mid-to-upper 70s all week. Winds were 15-25 mph on Friday.

Winner: Bob Burns 73-69-67-74 283 \$63,000.00

Player	Pos.	Score	Official Money	Player	Pos.	Score	Official Money		
Jeff Gove.....	2	75-71-71-69	286	\$39,725.00	Anthony Painter.....	T26	73-78-73-72	296	\$2,887.50
Jimmy Green.....	3	69-73-72-73	287	29,750.00	Charles Raulerson.....	28	71-77-72-77	297	2,660.00
Michael Clark II.....	T4	72-78-65-73	288	19,250.00	Pat Bates.....	T29	76-76-73-73	298	2,327.50
John Maginnes.....	T4	72-78-69-69	288	19,250.00	Marco Gortana.....	T29	73-81-71-73	298	2,327.50
Sean Murphy.....	T4	73-76-68-71	288	19,250.00	Greg Leshner.....	T29	77-79-71-71	298	2,327.50
Emlyn Aubrey.....	T7	72-72-69-76	289	13,125.00	Don Walsworth.....	T29	70-80-76-72	298	2,327.50
Jeff Julian.....	T7	77-72-71-69	289	13,125.00	Jeff Brehaut.....	T33	75-73-75-77	300	1,995.00
Ryan Howison.....	T9	71-77-72-71	291	7,735.00	Craig Kanada.....	T33	74-78-72-76	300	1,995.00
Perry Moss.....	T9	66-77-73-75	291	7,735.00	Deane Pappas.....	T33	76-76-74-74	300	1,995.00
Dennis Paulson.....	T9	74-78-67-72	291	7,735.00	John Wilson.....	T33	71-77-76-76	300	1,995.00
Don Reese.....	T9	70-76-72-73	291	7,735.00	Mark Hensby.....	T37	75-77-71-78	301	1,785.00
Mike Sposa.....	T9	77-71-74-69	291	7,735.00	John Kernohan.....	T37	76-76-75-74	301	1,785.00
Woody Austin.....	T14	74-74-71-73	292	4,858.00	Craig Bowden.....	39	79-77-75-71	302	1,680.00
Eric Booker.....	T14	73-75-72-72	292	4,858.00	Brian Bateman.....	40	73-79-78-73	303	1,610.00
Robin Freeman.....	T14	75-74-72-71	292	4,858.00	Michael Allen.....	41	78-80-71-75	304	1,540.00
Tom Scherrer.....	T14	71-74-70-77	292	4,858.00	Matt Gogel.....	T42	78-73-83-71	305	1,400.00
Chris Zambri.....	T14	72-79-67-74	292	4,858.00	Gene Sauers.....	T42	72-79-75-79	305	1,400.00
David Berganio, Jr.....	19	77-75-67-74	293	4,200.00	Jay Williamson.....	T42	75-82-77-71	305	1,400.00
Doug Dunakey.....	T20	73-75-71-75	294	3,850.00	John Elliott.....	45	76-77-77-76	306	1,260.00
Scott Dunlap.....	T20	77-77-74-66	294	3,850.00	Geoffrey Sisk.....	T46	81-81-78-75	315	1,155.00
Steve Lamontagne.....	T20	75-76-71-72	294	3,850.00	Joey Snyder III.....	T46	76-84-80-75	315	1,155.00
Notah Begay III.....	T23	73-76-70-76	295	3,325.00	Casey Martin.....	48	82-83-75-76	316	1,050.00
Carl Paulson.....	T23	70-75-74-76	295	3,325.00	Eric Johnson.....	49	85-78-76-79	318	980.00
Chris Riley.....	T23	72-75-73-75	295	3,325.00	Mike Sullivan.....	50	81-80-78-82	321	910.00
Joe Ogilvie.....	T26	71-75-76-74	296	2,887.50					

Championship Summaries

1999



Bob Heintz

NIKE TOUR Championship

Robert Trent Jones Golf Trail (Highland Oaks), Dothan, AL
Par: 36-36—72 Yards: 7,407

Purse: \$400,000
October 21-24, 1999

LEADERS: First Round—Jeff Gove and Bob Heintz carded 4-under-par 68s to take a one-shot lead over Richard Zokol, Marco Gortana and Kelly Gibson. Five others were two off the pace. **Second Round**—Gove and Bob Heintz, at 8-under-par 136, increased their lead to three strokes over Edward Fryatt and four strokes over Marco Dawson. **Third Round**—Ryan Howison's 69 moved him into a tie with Heintz for first at 5-under par 211. Gove was one stroke back, and Michael Clark II, Jim M. Johnson and Zokol were within two strokes of the lead.

CUT: There was no cut; all 50 players completed 72 holes.

PRO-AM: \$2,500. Individual—J.J. Henry, Garrett Willis, 71, \$225 each. Team—Shaun Micheel, 49, \$250.

WEATHER: Cool and overcast Thursday morning, with the sun finally breaking out after noon. There was a high of 74 degrees, with north winds 10-15 mph. Temperatures ranging from 58-76 degrees Friday, with northwest winds at 5-10 mph. Saturday temperatures in the mid-50s to-60s, with winds 10-15 mph, gusting to 20. Sunny and cooler Sunday morning, with a high of 64 and north winds 7-12 mph.

Winner: Bob Heintz 68-68-75-72 283 \$72,000.00
(Won playoff with birdie-4 on first extra hole)

Player	Pos.	Score	Official Money
Marco Dawson.....	2	72-68-74-69	283 \$45,400.00
Jeff Gove.....	T3	68-68-76-73	285 30,000.00
Shaun Micheel.....	T3	70-72-73-70	285 30,000.00
Jim M. Johnson.....	5	71-70-72-73	286 22,000.00
Joel Edwards.....	T6	70-73-74-70	287 17,000.00
Edward Fryatt.....	T6	70-69-77-71	287 17,000.00
Michael Clark II.....	T8	71-74-68-75	288 13,000.00
John Riegger.....	T8	74-72-70-72	288 13,000.00
Brian Tennyson.....	T10	73-68-76-72	289 8,466.67
Richard Zokol.....	10	69-74-70-76	289 8,466.67
Ryan Howison.....	T10	72-70-69-78	289 8,466.66
Brad Elder.....	T13	73-70-73-74	290 6,266.67
Tripp Isenhour.....	T13	75-73-72-70	290 6,266.67
Craig Bowden.....	T13	72-72-70-76	290 6,266.66
Marco Gortana.....	T16	69-72-80-70	291 5,253.34
Todd Demsey.....	T16	74-70-76-71	291 5,253.33
Fran Quinn.....	T16	70-73-73-75	291 5,253.33
Glen Hnatiuk.....	T19	73-76-73-70	292 4,600.00
Jim McGovern.....	T19	72-72-73-75	292 4,600.00
Don Reese.....	T19	72-72-76-72	292 4,600.00
Jerry Smith.....	22	71-72-76-74	293 4,200.00
Tim Clark.....	T23	77-72-75-70	294 3,800.00
Mathew Goggin.....	T23	73-76-73-72	294 3,800.00
J.J. Henry.....	T23	75-70-73-76	294 3,800.00
Dicky Thompson.....	T26	70-79-76-70	295 3,213.34

Player	Pos.	Score	Official Money
David Berganio, Jr.....	T26	74-70-77-74	295 \$3,213.33
Vance Veazey.....	T26	76-72-75-72	295 3,213.33
Paul Claxton.....	T29	76-75-73-72	296 2,720.00
Kelly Gibson.....	T29	69-77-77-73	296 2,720.00
John Wilson.....	T29	71-74-76-75	296 2,720.00
Steve Gotsche.....	T32	72-76-76-73	297 2,400.00
Michael Muehr.....	T32	78-75-74-70	297 2,400.00
Matt Peterson.....	T32	74-73-74-76	297 2,400.00
Richard Johnson.....	T35	71-78-71-78	298 2,200.00
Craig Kanada.....	T35	76-70-75-77	298 2,200.00
Matt Gogel.....	T37	73-73-74-79	299 2,000.00
Casey Martin.....	T37	73-71-77-78	299 2,000.00
Dick Mast.....	T37	75-75-74-75	299 2,000.00
Kris Cox.....	T40	77-71-79-73	300 1,680.00
Steve Ford.....	T40	73-76-79-72	300 1,680.00
Steve Haskins.....	40	76-78-74-72	300 1,680.00
Craig Perks.....	T40	76-71-80-73	300 1,680.00
Darron Stiles.....	T40	75-77-73-75	300 1,680.00
Curt Byrum.....	T45	76-67-82-76	301 1,400.00
Mike Grob.....	T45	74-72-79-76	301 1,400.00
Carl Paulson.....	47	72-75-74-82	303 1,280.00
Gibby Gilbert, Jr.....	48	80-74-80-74	308 1,200.00
Kevin Johnson.....	T49	71-76-83-80	310 1,080.00
Garrett Willis.....	T49	73-75-84-78	310 1,080.00

Championship Summaries

2000



Spike McRoy

BUY.COM Tour Championship

Robert Trent Jones Golf Trail (Highland Oaks), Dothan, AL
Par: 36-36—72 Yards: 7,407

Purse: \$550,000
October 23-29, 2000

LEADERS: First Round—Michael Muehr's 5-under-par 67 led Lee Porter and Vance Veazey by one stroke. **Second Round**—Donnie Hammond shot a 68 to move to 7-under 137 and led Muehr, Spike McRoy and John Kernohan by a stroke. **Third Round**—McRoy added a 65 to go to 13-under 203 and led Muehr by four strokes. Briny Baird, Kernohan and Hammond were five back.

PRO-AM: Individual: Mike Grob, 66, \$250. Team: Ryuji Imada, 49, \$250 each.

WEATHER: Mostly sunny Thursday, with temperatures ranging from 73-81. Mostly sunny early Friday, with a few more clouds in the afternoon. The temperature range was 72-82. Sunny on Saturday, with temperatures from 77-85. Sunny, with afternoon cloud coverage Sunday. A high of 85.

CUT: There was no cut; 51 of 55 players completed 72 holes.

Winner: Spike McRoy 74-64-65-69 272 \$99,000.00


Player	Pos.	Score	Official Money	Player	Pos.	Score	Official Money		
Briny Baird.....	2	72-70-66-69	277	\$59,400.00	Steve Haskins	T26	71-73-73-71	288	\$5,060.00
Michael Muehr	T3	67-71-69-73	280	31,900.00	Richard Johnson	T28	71-71-72-75	289	4,620.00
John Riegger.....	T3	72-69-69-70	280	31,900.00	Lee Rinker	T28	69-77-74-69	289	4,620.00
Joe Daley	T5	73-70-66-72	281	20,075.00	Michael Allen.....	T30	72-72-72-74	290	4,207.50
Kelly Grunewald.....	T5	72-67-71-71	281	20,075.00	Don Reese	T30	80-70-70-70	290	4,207.50
John Kernohan.....	T5	69-69-70-73	281	20,075.00	Keith Clearwater.....	T32	69-74-75-73	291	3,795.00
Matt Peterson	8	73-71-67-71	282	17,050.00	Craig Kanada.....	T32	74-69-75-73	291	3,795.00
Tim Clark	T9	74-74-68-67	283	14,850.00	Steve Runge.....	T32	75-72-70-74	291	3,795.00
Jeff Gallagher	T9	72-75-71-65	283	14,850.00	Jason Gore	T35	75-73-74-70	292	3,318.34
Charles Warren.....	T9	76-67-70-70	283	14,850.00	Keoke Cotner.....	T35	73-71-76-72	292	3,318.33
Andy Morse.....	12	73-71-74-66	284	12,650.00	J.J. Henry.....	T35	75-70-71-76	292	3,318.33
Mike Grob	T13	72-72-69-72	285	10,312.50	Tommy Biershenk.....	38	72-72-70-79	293	3,080.00
Kent Jones	T13	71-71-71-72	285	10,312.50	Shane Bertsch	T39	71-75-77-71	294	2,860.00
Ian Leggatt.....	T13	77-70-70-68	285	10,312.50	Mark Hensby.....	T39	77-71-67-79	294	2,860.00
Lee Porter	T13	68-73-74-70	285	10,312.50	Kevin Johnson.....	T39	74-78-71-71	294	2,860.00
Paul Gow	T17	75-71-72-68	286	7,975.00	Rob McKelvey	T42	74-74-74-73	295	2,585.00
Donnie Hammond	T17	69-68-71-78	286	7,975.00	Darron Stiles	T42	75-72-72-76	295	2,585.00
Chris Smith.....	T17	72-72-67-75	286	7,975.00	Ben Crane.....	T44	75-73-75-73	296	2,200.00
Tjaart van der Walt.....	T17	72-69-73-72	286	7,975.00	Ryuji Imada	T44	78-71-73-74	296	2,200.00
David Berganio, Jr.	T21	74-73-71-69	287	5,962.00	Deane Pappas	T44	73-75-76-72	296	2,200.00
Paul Claxton	T21	72-72-71-72	287	5,962.00	Pat Perez	T44	73-78-71-74	296	2,200.00
R.W. Eaks	T21	75-68-74-70	287	5,962.00	Sonny Skinner	T44	72-74-73-77	296	2,200.00
Tripp Isenhour.....	T21	72-74-73-68	287	5,962.00	Vance Veazey	T44	68-76-77-75	296	2,200.00
Fran Quinn.....	T21	73-69-71-74	287	5,962.00	Tom Kalinowski.....	50	79-72-76-71	298	1,980.00
Jeff Hart.....	T26	77-66-72-73	288	5,060.00	Jay Hobby	51	76-70-77-83	306	1,925.00

The following players did not finish (W=withdrew, D=disqualified)

W-155- Todd Demsey, D-225-Ahmad Bateman, 144- John Elliott, 148- Patrick Burke.

Championship Summaries

2001



Pat Bates

BUY.COM Tour Championship

Robert Trent Jones Golf Trail (Senator Course at Capitol Hill)

Prattville, AL

Par: 36-36—72

Yards: 7,656

Purse: \$600,000

October 25-28, 2001

LEADERS: First Round—Don Reese opened at 4-under-par 68 and led Rod Pampling by one stroke. Eric Meeks and Tim Petrovic were two back. **Second Round**—Chad Campbell, Pat Bates and Pampling were at 1-under-par 143. Bo Van Pelt and Brian Kamm were two off the pace. **Third Round**—Bates, at 1-under-par 215, led by one stroke over Brenden Pappas and Kamm. Campbell and Pampling were two behind.

PRO-AM: Team: Sonny Skinner, 45, \$250.

WEATHER: Mostly sunny Thursday, with a high of 76. Sunny and windy Friday, when the high was 72. Sunny and cold Saturday, with temperatures reaching only 57 degrees. Sunny and cold Sunday, when the high was 61. Winds ranged from 10-20 mph Thursday and Saturday, gusting to 30 mph on Friday and blowing from 7-12 mph Sunday.

CUT: There was no cut; all 53 players completed 72 holes.

Winner: Pat Bates 71-72-72-69 284 \$108,000.00

Player	Pos.	Score	Official Money
Tom Carter	T2	72-78-69-68	287
Brenden Pappas	T2	72-74-70-71	287
Chad Campbell	4	71-72-74-71	288
Ben Crane	T5	72-76-72-69	289
Jason Dufner	T5	73-73-74-69	289
Rod Pampling	T5	69-74-74-72	289
Brian Kamm	T8	74-71-71-74	290
Tim Petrovic	T8	70-76-71-73	290
Brett Quigley	T8	73-74-72-71	290
John Rollins	T8	75-74-74-67	290
Jason Buha	T12	72-74-74-71	291
Keoke Cotner	T12	71-76-73-71	291
Jay Delsing	T12	71-77-74-69	291
Eric Meeks	T15	70-76-78-68	292
Vic Wilk	T15	74-72-76-70	292
Deane Pappas	T17	72-76-72-73	293
Charles Raulerson	T17	73-77-73-70	293
Don Reese	T17	68-81-74-70	293
Tjaart van der Walt	T17	73-75-71-74	293
Paul Claxton	T21	73-73-74-74	294
Chris Couch	T22	76-73-74-72	295
Rob McKelvey	T22	72-76-77-70	295
Pat Perez	T22	74-73-74-74	295
Tommy Biershenk	T25	77-75-76-68	296
Jonathan Byrd	T25	73-81-72-70	296
Bo Van Pelt	T25	72-73-80-71	296

Player	Pos.	Score	Official Money
John Elliott	T28	75-79-74-69	297
Kelly Gibson	T28	73-76-75-73	297
Todd Fischer	T30	79-74-73-72	298
Jeff Freeman	T30	78-76-74-70	298
Jim Benepe	T32	72-83-73-71	299
Sonny Skinner	T32	73-79-74-73	299
Guy Boros	T34	73-77-77-73	300
Steve Haskins	T34	74-76-75-75	300
Omar Uresti	T34	75-77-77-71	300
Matt Peterson	T37	76-79-69-78	302
D.A. Points	T37	75-79-76-72	302
Danny Briggs	T39	76-79-77-71	303
Trevor Dodds	T39	73-81-76-73	303
Darron Stiles	T39	72-78-78-75	303
Richard Zokol	T39	77-79-74-73	303
Joe Daley	T43	73-84-75-72	304
Jason Hill	T43	75-74-78-77	304
Heath Slocum	45	76-78-77-74	305
Todd Barranger	T46	85-77-71-75	308
Michael Long	T46	76-75-81-76	308
Jason Caron	48	73-79-76-81	309
Mike Heinen	T49	72-80-82-76	310
Billy Judah	T49	71-81-77-81	310
Ryuji Imada	51	78-78-82-75	313
Jeff Gove	52	77-78-77-82	314
John Maginnes	53	78-82-73-82	315

Championship Summaries

2002



Patrick Moore

BUY.COM Tour Championship

Robert Trent Jones Golf Trail (Senator Course at Capitol Hill)

Prattville, AL

Par: 36-36—72

Yards: 7,685

Purse: \$600,000

October 24-27, 2002

LEADERS: First Round—Todd Barranger shot a course-record 7-under-par 65 to take a two-stroke lead over Mike Heinen, Eric Meeks and Jason Gore. **Second Round**—Jay Delsing shot a course-record 9-under-par 63 to move to 8-under-par 136 and a one-stroke lead over Heinen, Meeks and Jeff Klauk.

CUT: There was no cut; 52 of 54 players completed 54 holes.

PRO-AM: Monday - Team: Brian Claar, Rich Barcelo, Dave Stockton, Jr., 49, \$333. Tuesday - Team: Todd Barranger, 47, \$450.

WEATHER: Cloudy with periods of drizzle and light rain Thursday and Friday with high temperature of 67. Steady rain all day Saturday with a high of 68. Play suspended from 12:34-2:42 p.m. due to thunderstorms in the area. Final suspension due to darkness at 5:25 p.m. with 16 players still on the course. Third-round play resumed at 7:15 a.m. Sunday and final-round play began at 9:15 a.m. Heavy rain showers forced a delay at 1:20 p.m. Sunday. Officials reduced the tournament to 54 holes at 2 p.m. when it was determined the course was unplayable.

Winner: Patrick Moore 71-69-66 206 \$108,000.00

Player	Pos.	Score	Official Money	Player	Pos.	Score	Official Money		
Steven Alker	T2	71-69-68	208	\$44,800.00	Ken Green	T23	73-67-75	215	\$5,622.85
Mike Heinen	T2	67-70-71	208	44,800.00	Charles Warren	T23	69-71-75	215	5,622.85
Jeff Klauk	T2	69-68-71	208	44,800.00	Jace Bugg	T30	76-68-72	216	4,620.00
Eric Meeks	T5	67-70-72	209	22,800.00	Doug Garwood	T30	73-70-73	216	4,620.00
Arron Oberholser	T5	70-73-66	209	22,800.00	Omar Uresti	T30	75-70-71	216	4,620.00
Jason Buha	T7	71-69-70	210	18,700.00	John Maginnes	T33	70-72-75	217	3,990.00
Keoke Cotner	T7	69-69-72	210	18,700.00	Charles Raulerson	T33	70-75-72	217	3,990.00
Roland Thatcher	T7	68-71-71	210	18,700.00	Brian Wilson	T33	71-72-74	217	3,990.00
Jay Delsing	T10	73-63-75	211	15,000.00	Zoran Zorkic	T33	74-70-73	217	3,990.00
Dave Stockton, Jr.	T10	75-66-70	211	15,000.00	Jason Caron	T37	69-74-75	218	3,450.00
Tyler Williamson	T10	71-69-71	211	15,000.00	Marco Dawson	T37	74-70-74	218	3,450.00
Aaron Baddeley	T13	68-72-72	212	11,430.00	Andy Sanders	39	70-77-72	219	3,240.00
Todd Barranger	T13	65-73-74	212	11,430.00	Mark Hensby	T40	74-73-73	220	3,060.00
Brian Claar	T13	71-70-71	212	11,430.00	Darron Stiles	T40	71-70-79	220	3,060.00
Tag Ridings	T13	70-72-70	212	11,430.00	Tommy Biershenk	T42	75-70-77	222	2,760.00
Gavin Coles	T17	70-69-74	213	9,240.00	Andrew McLardy	T42	77-67-78	222	2,760.00
David Morland IV	T17	72-71-70	213	9,240.00	Andy Miller	T42	76-74-72	222	2,760.00
Barry Cheesman	T19	70-71-73	214	7,485.00	Steve Haskins	T45	73-69-81	223	2,430.00
Jeff Freeman	T19	72-70-72	214	7,485.00	Cliff Kresge	T45	75-69-79	223	2,430.00
Jason Gore	T19	67-73-74	214	7,485.00	Joel Kribel	T45	74-72-77	223	2,430.00
Anthony Painter	T19	75-69-70	214	7,485.00	David Branshaw	T48	76-76-73	225	2,310.00
Emlyn Aubrey	T23	74-68-73	215	5,622.86	Tom Carter	T48	77-73-75	225	2,310.00
Doug Barron	T23	70-71-74	215	5,622.86	Patrick Sheehan	T48	74-76-75	225	2,310.00
Todd Fischer	T23	72-74-69	215	5,622.86	Rich Barcelo	T51	77-76-75	228	2,235.00
Rob McKelvey	T23	72-70-73	215	5,622.86	Jeff Hart	T51	76-73-79	228	2,235.00
Scott Sterling	T23	72-72-71	215	5,622.86					

The following players did not finish (W=withdrew, D=disqualified)

D-75 Gary Hallberg. **78-** Hunter Haas.

Championship Summaries

2003



Chris Couch

Nationwide Tour Championship

**Robert Trent Jones Golf Trail (Senator Course at Capitol Hill)
Prattville, AL**

Par: 36-36—72

Yards: 7,661

Purse: \$625,000

October 30-November 27, 2003

LEADERS: First Round—Zach Johnson, at 7-under 65, led by one over D.J. Brigman, Chris Couch, Jason Dufner and Bo Van Pelt. **Second Round**—Ken Duke and Couch shared the lead at 11-under 133. Brigman was one back, with Chris Tidland and Doug LaBelle two off the lead. **Third Round**—Couch was at 18-under 198. He led by four over Tjaart Van der Walt. Duke was five back.

PRO-AM: Team: Monday – Scott Gump, John Elliott, Jeff Freeman, 51, \$333.33 each. Tuesday – Joe Ogilvie, 49, \$400.

WEATHER: Thursday: Sunny and warm, breezy at times. High of 83. Winds ESE 8-14 mph. Friday: Mostly sunny and warm. High of 81. Winds ENE 6-12 mph. Saturday: Mostly sunny and warm. High of 83. Winds NE 4-8 mph. Sunday: Sunny and warm. High of 85. Winds becoming NE 4-8 mph.

CUT: There was no cut. 54 professionals completed 72 holes.

Winner: Chris Couch

66-67-65-72

270

\$112,500.00

Player	Pos.	Score	Official Money	Player	Pos.	Score	Official Money		
D.J. Brigman	2	66-68-71-68	273	\$67,500.00	Roland Thatcher	T28	67-74-75-71	287	\$5,015.63
Zach Johnson	3	65-72-69-68	274	42,500.00	Guy Boros	T28	72-72-68-75	287	5,015.62
Ken Duke	4	67-66-70-72	275	30,000.00	Craig Lile	T28	68-73-72-74	287	5,015.62
Jason Bohn	T5	73-68-65-70	276	23,750.00	Craig Bowden	T32	72-76-70-70	288	4,312.50
Bo Van Pelt	T5	66-70-74-66	276	23,750.00	Hunter Haas	T32	73-74-68-73	288	4,312.50
Jess Daley	7	68-69-70-70	277	20,937.50	Omar Uresti	T32	74-68-71-75	288	4,312.50
Jeff Freeman	T8	71-68-72-67	278	17,500.00	John Elliott	35	73-73-73-70	289	3,937.50
Mark Hensby	T8	73-69-67-69	278	17,500.00	Michael Allen	T36	69-74-76-71	290	3,625.00
Wes Short	T8	70-68-67-73	278	17,500.00	Todd Demsey	T36	73-74-76-67	290	3,625.00
Chris Tidland	T8	71-64-71-72	278	17,500.00	James Oh	T36	72-74-72-72	290	3,625.00
Jason Dufner	T12	66-70-72-71	279	12,656.25	Scott Gump	T39	69-74-74-74	291	3,312.50
Jeff Klauk	T12	71-70-69-69	279	12,656.25	D.A. Points	T39	73-72-69-77	291	3,312.50
Tommy Tolles	T12	71-72-65-71	279	12,656.25	Joe Ogilvie	41	72-70-71-79	292	3,125.00
Tjaart Van der Walt	T12	67-70-65-77	279	12,656.25	Ryuji Imada	T42	70-76-75-72	293	2,937.50
Scott Gutschewski	16	70-69-73-68	280	10,625.00	Kevin Johnson	T42	75-71-75-72	293	2,937.50
Daniel Chopra	T17	68-71-67-76	282	9,375.00	Vaughn Taylor	44	76-73-73-72	294	2,750.00
Andre Stolz	T17	69-71-69-73	282	9,375.00	Bob Heintz	T45	77-73-71-74	295	2,520.84
Roger Tambellini	T17	68-72-71-71	282	9,375.00	Rich Barcelo	T45	75-80-65-75	295	2,520.83
Ryan Palmer	T20	76-70-68-70	284	7,583.34	Scott Sterling	T45	70-76-74-75	295	2,520.83
Doug LaBelle II	T20	69-66-72-77	284	7,583.33	Tripp Isenhour	48	71-74-77-75	297	2,375.00
Jimmy Walker	T20	70-70-68-76	284	7,583.33	Tom Carter	T49	70-74-79-76	299	2,281.25
David Branshaw	T23	72-69-73-71	285	6,281.25	Brett Wetterich	T49	72-72-80-75	299	2,281.25
Bobby Gage	T23	70-69-73-73	285	6,281.25	Ted Purdy	T51	73-74-76-78	301	2,156.25
Blaine McCallister	T23	71-71-69-74	285	6,281.25	Kyle Thompson	T51	75-73-78-75	301	2,156.25
David Morland IV	T23	72-69-71-73	285	6,281.25	Michael Long	T53	77-79-72-74	302	2,078.13
Charles Warren	27	69-72-72-73	286	5,625.00	Lucas Glover	T53	73-76-77-76	302	2,078.12
Paul Claxton	T28	72-74-71-70	287	5,015.63					

The following players did not finish (W=withdrew)

W—149—Steve Haskins

Championship Summaries

2004



Nick Watney

Nationwide Tour Championship

**Robert Trent Jones Golf Trail (Senator Course at Capitol Hill)
Prattville, AL**

Par: 36-36—72

Yards: 7,661

Purse: \$625,000

October 28- 31, 2004

LEADERS: First Round—Darron Stiles was at 7-under 65 and led by one over Jason Caron, Brett Wetterich, Gavin Coles and Euan Walters. Six players were two back. **Second Round**—Justin Bolli, at 13-under 131, led by one over Franklin Langham. Nick Watney was two off the pace, and Caron was three back. **Third Round**—Watney and Bolli were tied for the lead at 12-under 204. Kevin Stadler was one back. Nathan Green, Ryuji Imada, Wetterich and D. J. Trahan were two off the lead.

CUT: There was no cut. 58 players completed 72 holes.

PRO-AM: Tuesday: David Hearn, 46, \$500. Wednesday: Craig Lile, Jimmy Walker, Jason Caron and D. A. Points, 51, \$287.50 each.

WEATHER: Fog delay of 1:25 to start play Thursday then mostly sunny and warm. High of 87. Winds NW at 5-10 mph. Fog delay to start play (1:12) Friday. Mostly sunny and 87 in the afternoon. Fog again delayed the start of play Saturday (1:55), becoming sunny, breezy and warm. The high temperature reached 87. Winds SW at 5-15 mph. Fog delay to start play Sunday (1:08) then sunny and warm in the afternoon. High of 87.

Winner: Nick Watney 69-64-71-69 273 \$112,500.00

Player	Pos.	Score	Official Money	Player	Pos.	Score	Official Money		
Brett Wetterich	2	66-69-71-70	276	\$67,500.00	Gavin Coles	T31	66-76-72-73	287	\$4,062.50
Jason Caron	T3	66-68-77-66	277	36,250.00	Bryce Molder	T31	75-66-73-73	287	4,062.50
Franklin Langham	T3	67-65-77-68	277	36,250.00	Jimmy Walker	T31	74-73-68-72	287	4,062.50
Justin Bolli	T5	67-64-73-74	278	21,187.50	Doug Barron	T34	67-74-74-73	288	3,687.50
Mathew Goggin	T5	73-67-68-70	278	21,187.50	Nick Cassini	T34	73-72-71-72	288	3,687.50
Nathan Green	T5	68-69-69-72	278	21,187.50	Johnson Wagner	T34	72-71-73-72	288	3,687.50
Brandt Snedeker	T5	73-70-68-67	278	21,187.50	James Driscoll	T37	72-69-74-74	289	3,250.00
Kevin Stadler	T5	68-67-70-73	278	21,187.50	Jeff Klauk	T37	67-71-79-72	289	3,250.00
Jason Schultz	T10	68-71-72-68	279	15,625.00	Michael Long	T37	74-72-72-71	289	3,250.00
Darron Stiles	T10	65-72-72-70	279	15,625.00	Scott Petersen	T37	68-71-75-75	289	3,250.00
Kyle Thompson	T10	69-66-72-72	279	15,625.00	Steven Alker	T41	73-69-77-71	290	2,812.50
David Hearn	T13	75-64-71-70	280	12,500.00	Scott Dunlap	T41	73-70-77-70	290	2,812.50
Ryuji Imada	T13	69-67-70-74	280	12,500.00	Euan Walters	T41	66-71-73-80	290	2,812.50
Jeff Gove	T15	72-67-71-71	281	10,625.00	Troy Matteson	44	72-73-72-74	291	2,562.50
Bill Lunde	T15	72-67-73-69	281	10,625.00	Chris Anderson	T45	72-73-73-74	292	2,468.75
D.J. Trahan	T15	70-66-70-75	281	10,625.00	Rick Price	T45	75-70-72-75	292	2,468.75
Doug LaBelle II	T18	73-70-70-69	282	8,750.00	Dave Christensen	47	71-73-73-76	293	2,375.00
D.A. Points	T18	70-69-71-72	282	8,750.00	Paul Gow	T48	74-67-74-79	294	2,281.25
Chris Tidland	T18	68-69-74-71	282	8,750.00	Vance Veazey	T48	76-72-72-74	294	2,281.25
Ryan Armour	T21	70-70-71-72	283	6,312.50	Ben Bates	T50	67-72-78-78	295	2,203.13
John Elliott	T21	73-72-68-70	283	6,312.50	Anthony Painter	T50	72-66-74-83	295	2,203.12
Scott Gump	T21	71-71-70-71	283	6,312.50	Brendan Jones	52	74-72-77-73	296	2,156.25
Charley Hoffman	T21	70-68-73-72	283	6,312.50	David McKenzie	53	73-75-75-75	298	2,125.00
Jon Mills	T21	68-71-71-73	283	6,312.50	Bubba Watson	54	76-70-78-76	300	2,093.75
Charles Warren	T21	72-69-72-70	283	6,312.50	Jeff Quinney	T55	74-73-78-77	302	2,046.88
Jason Buha	27	69-70-70-75	284	5,062.50	Hunter Haas	T55	76-74-72-80	302	2,046.87
Bradley Hughes	T28	72-72-70-72	286	4,572.92	Shane Bertsch	57	77-73-76-77	303	2,000.00
Brad Ott	T28	73-68-71-74	286	4,572.92	Craig Lile	58	78-73-74-79	304	1,968.75
Scott Gutschewski	T28	67-69-74-76	286	4,572.91					

The following players did not finish (W=withdrew)

W—224-Tom Scherrer.

Championship Summaries

2005



David Branshaw

Nationwide Tour Championship

Robert Trent Jones Golf Trail (Senator Course at Capitol Hill)

Prattville, AL

Par: 36-36—72

Yards: 7,661

Purse: \$650,000

October 27- 30, 2005

LEADERS: First Round—Kevin Durkin, Jon Mills and David Morland IV shared the lead at 5-under-par 67. Cliff Kresge, Jim McGovern and Rick Price were one back. **Second Round**—David Branshaw was at 8-under 136 and led by one over Mills. Steven Bowditch and Ryan Armour were three off the pace. **Third Round**—Branshaw was at 11-under 205 and led by four over Eric Axley and Bowditch. Mills was five back.

PRO-AM: Tuesday: Scott Weatherly, 52, \$450. **Wednesday:** Troy Matteson, 46, \$450.

WEATHER: Frost delayed the start of play by 30 minutes Thursday. Otherwise, mostly sunny the rest of the day. High of 70. Winds NE at 5-10 mph. Mostly sunny Friday. High of 69, with winds NE at 10-15 mph. Mostly sunny Saturday, with a high of 69. Winds NE at 5-10 mph. Mostly sunny Sunday. High of 73. Winds ESE at 5-10 mph.

CUT: There was no cut. All 59 players completed 72 holes.

Winner: David Branshaw 71-65-69-71


276

\$117,000.00

Player	Pos.	Score	Official Money	Player	Pos.	Score	Official Money		
Eric Axley	2	77-66-66-69	278	\$70,200.00	Ken Duke	T30	72-71-74-75	292	\$4,231.50
Jerry Smith	3	73-72-66-69	280	44,200.00	Deane Pappas	T30	75-75-74-68	292	4,231.50
Peter Tomasulo	4	74-69-68-70	281	31,200.00	David Peoples	T30	73-73-74-72	292	4,231.50
Steven Bowditch	5	71-68-70-73	282	26,000.00	Johnson Wagner	T30	73-76-72-71	292	4,231.50
Mathew Goggin	6	71-70-73-69	283	23,400.00	Chris Couch	T35	72-73-76-72	293	3,575.00
Charley Hoffman	T7	73-74-69-70	286	20,258.34	Nathan Green	T35	70-75-75-73	293	3,575.00
Ryan Armour	T7	69-70-73-74	286	20,258.33	Greg Kraft	T35	71-74-74-74	293	3,575.00
Bubba Dickerson	T7	72-72-69-73	286	20,258.33	Chris Tidland	T35	71-73-77-72	293	3,575.00
Chad Collins	T10	75-69-72-71	287	16,900.00	Vance Veazey	T35	77-72-72-72	293	3,575.00
Steve LeBrun	T10	72-71-70-74	287	16,900.00	Keoke Cotner	T40	78-73-71-72	294	3,055.00
Tim O'Neal	T12	74-74-72-68	288	11,978.58	Dicky Pride	T40	71-79-69-75	294	3,055.00
Kim Felton	T12	72-73-72-71	288	11,978.57	Camilo Villegas	T40	72-74-70-78	294	3,055.00
Ryan Hietala	T12	72-75-69-72	288	11,978.57	Shane Bertsch	T43	75-76-69-76	296	2,613.00
Cliff Kresge	T12	68-73-74-73	288	11,978.57	Greg Chalmers	T43	71-73-75-77	296	2,613.00
Troy Matteson	T12	75-69-72-72	288	11,978.57	Kevin Gessino-Kraft	T43	76-74-74-72	296	2,613.00
Jim McGovern	T12	68-72-71-77	288	11,978.57	Jeff Gove	T43	74-73-74-75	296	2,613.00
David McKenzie	T12	70-75-69-74	288	11,978.57	Scott Petersen	T43	73-70-79-74	296	2,613.00
Kris Cox	T19	73-72-73-71	289	7,878.00	Danny Ellis	T48	71-77-73-76	297	2,372.50
Brendon de Jonge	T19	73-73-70-73	289	7,878.00	Bubba Watson	T48	73-76-79-69	297	2,372.50
Jason Schultz	T19	70-72-76-71	289	7,878.00	Kevin Durkin	50	67-77-77-77	298	2,307.50
Brandt Snedeker	T19	72-74-71-72	289	7,878.00	Brian Henninger	T51	71-74-76-78	299	2,258.75
Tim Wilkinson	T19	72-74-69-74	289	7,878.00	Matt Weibring	T51	74-78-73-74	299	2,258.75
Bill Haas	T24	70-71-74-75	290	5,703.75	Andrew Johnson	T53	75-76-76-73	300	2,193.75
Jon Mills	T24	67-70-73-80	290	5,703.75	Doug LaBelle II	T53	72-79-75-74	300	2,193.75
Rick Price	T24	68-73-74-75	290	5,703.75	Esteban Toledo	55	76-75-74-77	302	2,145.00
Tom Scherrer	T24	70-77-74-69	290	5,703.75	Aaron Barber	56	71-76-79-77	303	2,112.50
David Morland IV	T28	67-73-75-76	291	4,875.00	Garrett Willis	57	72-74-77-81	304	2,080.00
Scott Weatherly	T28	77-72-72-70	291	4,875.00	Roger Tambellini	58	78-73-80-77	308	2,047.50
Joe Daley	T30	71-72-76-73	292	4,231.50	Jason Dufner	59	74-81-78-80	313	2,015.00

Championship Summaries

2006



Craig Kanada

Nationwide Tour Championship

The Houstonian Golf & Country Club
Richmond, TX
Par: 36-36—72

Yards: 7,240

Purse: \$750,000
November 9-12, 2006

LEADERS: First Round—Gary Christian, Andrew Buckle and Cliff Kresge shared the lead at 5-under-par 67. Chris Tidland, Steve Allan and Brandt Snedeker were one shot back. **Second Round**—Matt Kuchar, Chris Baryla, Snedeker, Kresge and Buckle shared the lead at 8-under 136. Craig Kanada, Johnson Wagner and Tim O'Neal were one back. **Third Round**—Kuchar was at 13-under 203 and led Boo Weekley by three shots. Buckle and Kresge were four off the pace.

CUT: There was no 36-hole cut; 59 players completed 72 holes.

PRO-AM: Tuesday: Parker McLachlin, 50; \$450. Wednesday: Ricky Barnes, Roland Thatcher, 49; \$387.50 each.

WEATHER: A mixture of sunshine and clouds Thursday, with higher humidity levels. Winds SSW at 10-20 mph, gusting to 25 mph. High of 84. Partly cloudy Friday, with a few sprinkles between 11 a.m. and noon. Winds SSW at 10-20 mph. High of 87. Mostly sunny, breezy and cooler Saturday, with winds NNE at 15-25 mph. High of 65. Mostly sunny and pleasant Sunday, with winds E at 5-15 mph. High of 68.

Winner: Craig Kanada 73-64-72-66 275 \$135,000.00

Player	Pos.	Score	Official Money	Player	Pos.	Score	Official Money		
Andrew Buckle	T2	67-69-71-69	276	\$66,000.00	Nick Flanagan	T30	71-69-79-72	291	\$4,725.00
Matt Kuchar	T2	71-65-67-73	276	66,000.00	Scott Gardiner	T30	73-66-77-75	291	4,725.00
Ricky Barnes	4	72-68-73-65	278	36,000.00	Jarrod Lyle	T30	72-73-75-71	291	4,725.00
Doug LaBelle II	5	70-70-72-67	279	30,000.00	Kyle Reifers	T30	69-70-79-73	291	4,725.00
Stephen Marino	T6	71-68-72-69	280	26,062.50	Chris Tidland	T30	68-71-74-78	291	4,725.00
Darron Stiles	T6	73-70-70-67	280	26,062.50	Brendon de Jonge	T36	70-75-75-72	292	3,975.00
Paul Claxton	T8	69-70-75-67	281	22,500.00	Matthew Jones	T36	71-71-75-75	292	3,975.00
Tim O'Neal	T8	69-68-77-67	281	22,500.00	Michael Long	T36	71-71-75-75	292	3,975.00
Chris Baryla	T10	69-67-72-74	282	18,750.00	Brenden Pappas	T36	69-70-81-72	292	3,975.00
Tripp Isenhour	T10	70-70-73-69	282	18,750.00	Jason Allred	T40	76-72-72-73	293	3,375.00
Cliff Kresge	T10	67-69-71-75	282	18,750.00	Scott Dunlap	T40	78-67-74-74	293	3,375.00
Johnson Wagner	13	70-67-73-73	283	15,750.00	Bob Heintz	T40	71-69-76-77	293	3,375.00
Gavin Coles	T14	72-71-71-70	284	13,125.00	Franklin Langham	T40	74-71-77-71	293	3,375.00
Ken Duke	T14	70-71-76-67	284	13,125.00	Hunter Haas	T44	77-68-72-77	294	2,962.50
Craig Lile	T14	72-69-72-71	284	13,125.00	Kevin Johnson	T44	72-74-72-76	294	2,962.50
Jim Rutledge	T14	72-73-71-68	284	13,125.00	John Merrick	T46	74-71-77-73	295	2,775.00
Jason Dufner	T18	72-68-74-71	285	10,500.00	Aron Price	T46	73-76-76-70	295	2,775.00
Brandt Snedeker	T18	68-68-75-74	285	10,500.00	Michael Sim	T46	72-74-74-75	295	2,775.00
Boo Weekley	T18	69-69-68-79	285	10,500.00	Chad Collins	T49	72-67-76-81	296	2,606.25
Ryan Armour	21	71-71-70-74	286	9,000.00	Jess Daley	T49	75-73-75-73	296	2,606.25
Craig Bowden	T22	71-68-75-73	287	7,500.00	Bradley Hughes	T49	76-73-76-71	296	2,606.25
Gary Christian	T22	67-76-73-71	287	7,500.00	Michael Putnam	T49	72-72-75-77	296	2,606.25
Paul Gow	T22	75-71-69-72	287	7,500.00	Justin Bolli	T53	70-76-83-69	298	2,456.25
David Hearn	T22	71-72-77-67	287	7,500.00	Glen Day	T53	72-73-78-75	298	2,456.25
Roland Thatcher	26	71-73-71-73	288	6,300.00	Parker McLachlin	T53	75-71-78-74	298	2,456.25
Jeff Quinney	T27	73-68-79-69	289	5,850.00	Bryce Molder	T53	71-74-80-73	298	2,456.25
Peter Tomasulo	T27	70-69-75-75	289	5,850.00	Charlie Wi	57	74-73-77-75	299	2,362.50
Steve Allan	29	68-73-77-72	290	5,400.00	Kyle Thompson	58	70-71-80-79	300	2,325.00
Cameron Beckman	T30	72-69-74-76	291	4,725.00	Richard Johnson	59	76-72-79-77	304	2,287.50

Championship Summaries

2007



Nationwide Tour Championship

**Barona Creek Golf Club
Lakeside, CA
November 1-4, 2007
Purse: \$775,000
Par: 35-36—71
Yards: 7,328**

LEADERS	First Round	Second Round	Third Round
	Michael Letzig60 (-11)	Michael Letzig126 (-16)	Richard Johnson197 (-16)
	Gary Christian63 (-8)	Richard Johnson130 (-12)	Tom Scherrer198 (-15)
	Tjaart van der Walt.....63 (-8)	Roland Thatcher.....131 (-11)	Kelly Grunewald199 (-14)
	James Driscoll64 (-7)	Tom Scherrer131 (-11)	Jim McGovern199 (-14)
	Richard Johnson66 (T8)	Jim McGovern131 (-11)	Michael Letzig199 (-14)
		B.J. Staten.....131 (-11)	
		Tjaart van der Walt.....131 (-11)	

CUT: There was no cut. All 56 players completed 72 holes.

PRO-AM: Bob Burns, 50, \$500.

WEATHER: Fog led to a 45-minute delay to the start of play Thursday. Skies mostly sunny. High of 73. Winds W at 5-10 mph. Fog led to a 75-minute delay to the start of play. Skies mostly sunny after. High of 77. Winds W at 5-10 mph. Mostly sunny Saturday. High of 86. Winds NW at 8-12 mph. Partly sunny Sunday. High of 83. Winds W at 4-6 mph.

Winner: Richard Johnson 66-64-67-67 264 \$139,500.00

Player	Pos.	Score	Official Money	Player	Pos.	Score	Official Money		
Michael Letzig.....	2	60-66-73-66	265	\$83,700.00	John Kimbell	T29	68-70-64-72	274	\$5,425.00
Martin Laird	T3	65-68-67-66	266	44,950.00	Roland Thatcher.....	T29	67-64-73-70	274	5,425.00
Tom Scherrer.....	T3	66-65-67-68	266	44,950.00	Peter Tomasulo	T29	66-74-65-69	274	5,425.00
Scott Gardiner.....	T5	71-67-63-66	267	29,450.00	Omar Uresti.....	T29	71-65-71-67	274	5,425.00
Brenden Pappas	T5	66-66-68-67	267	29,450.00	Chad Collins	T34	68-69-70-68	275	4,650.00
David Hearn	7	70-66-67-65	268	25,962.50	Brad Elder.....	T34	73-65-65-72	275	4,650.00
James Driscoll	T8	64-71-67-67	269	21,700.00	Rick Price.....	T34	72-66-67-70	275	4,650.00
Kelly Grunewald.....	T8	67-65-67-70	269	21,700.00	Patrick Sheehan.....	T34	68-68-71-68	275	4,650.00
Garth Mulroy.....	T8	69-70-65-65	269	21,700.00	Jimmy Walker.....	T34	68-69-68-70	275	4,650.00
B.J. Staten	T8	65-66-69-69	269	21,700.00	Miguel Carballo	T39	70-68-67-71	276	4,107.50
Jeremy Anderson.....	T12	71-68-66-65	270	17,050.00	Esteban Toledo	T39	69-69-68-70	276	4,107.50
Ron Whittaker.....	T12	69-66-66-69	270	17,050.00	Bob Burns	T41	68-65-71-73	277	3,720.00
Gary Christian	T14	63-69-69-70	271	13,950.00	Chris Nallen	T41	71-71-66-69	277	3,720.00
Chez Reavie.....	T14	67-67-68-69	271	13,950.00	Vance Veazey.....	T41	70-72-68-67	277	3,720.00
Kyle Thompson.....	T14	68-69-66-68	271	13,950.00	Arjun Atwal.....	T44	68-75-67-68	278	3,083.40
Jeff Klauk.....	T17	66-71-68-67	272	11,237.50	John Riegger	T44	70-68-71-69	278	3,083.40
Jim McGovern.....	T17	65-66-68-73	272	11,237.50	Greg Chalmers	T44	69-65-72-72	278	3,083.39
Scott Sterling	T17	69-67-68-68	272	11,237.50	Paul Claxton	T44	72-70-66-70	278	3,083.39
Tjaart van der Walt.....	T17	63-68-71-70	272	11,237.50	Hunter Haas	T44	71-68-66-73	278	3,083.39
Brad Adamonis.....	T21	66-70-68-69	273	7,410.94	Matthew Jones.....	T44	71-69-67-71	278	3,083.39
Fabian Gomez.....	T21	66-69-70-68	273	7,410.94	Jon Mills	T44	69-71-67-71	278	3,083.39
Skip Kendall	T21	68-67-69-69	273	7,410.94	Justin Bolli	51	69-71-71-68	279	2,790.00
David Mathis.....	T21	69-67-70-67	273	7,410.94	Franklin Langham.....	T52	66-71-75-68	280	2,731.88
David McKenzie	T21	67-68-69-69	273	7,410.94	Marc Turnesa.....	T52	72-70-69-69	280	2,731.87
Nicholas Thompson	T21	69-67-71-66	273	7,410.94	Tee McCabe.....	54	68-71-73-69	281	2,673.75
Brock Mackenzie.....	T21	67-68-68-70	273	7,410.93	Aron Price.....	55	68-70-67-77	282	2,635.00
D.A. Points	T21	71-66-67-69	273	7,410.93	Tim Wilkinson	56	70-75-72-69	286	2,596.25
Todd Demsey	T29	72-68-65-69	274	5,425.00					

Championship Summaries

2008



Nationwide Tour Championship

**TPC Craig Ranch
McKinney, TX
November 6-9, 2008
Purse: \$1,000,000
Par: 36-35—71
Yards: 7,438**

LEADERS	First Round	Second Round	Third Round
	Darron Stiles.....64 (-7)	Garrett Osborn.....131 (-11)	Matt Bettencourt198 (-15)
	Jeff Klauk.....65 (-6)	Darron Stiles.....131 (-11)	Bryce Molder.....198 (-15)
	Spencer Levin.....66 (-5)	Colt Knost.....133 (-9)	Kyle Reifers.....201 (-12)
	Garrett Osborn.....66 (-5)	Hunter Haas.....134 (-8)	Darron Stiles.....201 (-12)
	Colt Knost.....67 (-4)	Jeff Klauk.....134 (-8)	Peter Tomasulo.....201 (-12)
	Marc Leishman.....67 (-4)	Marc Leishman.....134 (-8)	Marc Leishman.....202 (-11)
	Bill Lunde.....67 (-4)	Bryce Molder.....134 (-8)	Garrett Osborn.....202 (-11)
	Bryce Molder.....67 (-4)	Matt Bettencourt135 (-7)	
	Matt Bettencourt68 (-3)		

CUT: There was no cut. 58 of 59 players completed 72 holes.

WEATHER: Mostly sunny all week, with temperatures in the low 70s. Winds WNW at 7-15 mph through Saturday. Sunday, temperatures in the low 70s with winds ESE at 10-20 mph, gusting to 25 mph.

Winner: Matt Bettencourt 68-67-63-69 267 \$180,000.00

Player	Pos.	Score	Official Money	Player	Pos.	Score	Official Money		
Jeff Klauk.....	2	65-69-69-65	268	\$108,000.00	Arjun Atwal.....	T31	71-71-71-66	279	\$6,200.00
Colt Knost.....	T3	67-66-71-65	269	58,000.00	Matt Every.....	T31	68-70-70-71	279	6,200.00
Bryce Molder.....	T3	67-67-64-71	269	58,000.00	Greg Owen.....	T31	68-70-69-72	279	6,200.00
Peter Tomasulo.....	5	68-70-63-69	270	40,000.00	Scott Piercy.....	T31	69-67-70-73	279	6,200.00
Garrett Osborn.....	6	66-65-71-69	271	36,000.00	Vance Veazey.....	T31	74-69-67-69	279	6,200.00
Oskar Bergman.....	T7	73-66-67-66	272	32,250.00	D.A. Points.....	36	72-68-70-70	280	5,600.00
Marc Leishman.....	T7	67-67-68-70	272	32,250.00	Ricky Barnes.....	T37	69-71-70-71	281	5,000.00
D.J. Brigman.....	T9	69-69-67-68	273	28,000.00	Chad Ginn.....	T37	71-72-68-70	281	5,000.00
Scott Gutschewski.....	T9	70-67-67-69	273	28,000.00	Justin Hicks.....	T37	74-69-69-69	281	5,000.00
David Branshaw.....	T11	70-67-69-68	274	21,200.00	Ryan Hietala.....	T37	69-71-68-73	281	5,000.00
Brendon de Jonge.....	T11	69-69-67-69	274	21,200.00	Brendon Todd.....	T37	73-68-70-70	281	5,000.00
Kyle Reifers.....	T11	72-64-65-73	274	21,200.00	Skip Kendall.....	T42	70-74-68-70	282	4,125.00
Webb Simpson.....	T11	70-73-67-64	274	21,200.00	Chris Smith.....	T42	74-71-65-72	282	4,125.00
Darron Stiles.....	T11	64-67-70-73	274	21,200.00	Chris Tidland.....	T42	71-72-69-70	282	4,125.00
Josh Broadaway.....	T16	74-67-68-66	275	15,000.00	Matt Weibring.....	T42	71-68-69-74	282	4,125.00
Gavin Coles.....	T16	68-69-68-70	275	15,000.00	Chris Anderson.....	T46	71-71-68-73	283	3,662.50
Spencer Levin.....	T16	66-69-69-71	275	15,000.00	Kris Blanks.....	T46	70-71-71-71	283	3,662.50
Aron Price.....	T16	70-70-70-65	275	15,000.00	Jeff Brehaut.....	T46	70-72-68-73	283	3,662.50
Alex Prugh.....	T16	71-67-70-67	275	15,000.00	Rick Price.....	T46	68-73-68-74	283	3,662.50
Hunter Haas.....	T21	68-66-70-72	276	10,800.00	Bryan DeCorso.....	T50	68-71-74-71	284	3,475.00
Bill Lunde.....	T21	67-71-69-69	276	10,800.00	Michael Putnam.....	T50	71-72-71-70	284	3,475.00
David Mathis.....	T21	71-69-69-67	276	10,800.00	Garth Mulroy.....	52	75-69-70-72	286	3,400.00
Fran Quinn.....	T21	71-68-68-69	276	10,800.00	Bubba Dickerson.....	53	72-72-71-72	287	3,350.00
Greg Chalmers.....	T25	69-72-69-67	277	8,000.00	Scott Dunlap.....	T54	74-76-69-69	288	3,225.00
Won Joon Lee.....	T25	71-70-69-67	277	8,000.00	J.J. Killeen.....	T54	77-70-70-71	288	3,225.00
Bob May.....	T25	70-68-71-68	277	8,000.00	Chris Nallen.....	T54	71-71-71-75	288	3,225.00
Daniel Summerhays.....	T25	71-70-66-70	277	8,000.00	Roger Tambellini.....	T54	73-74-70-71	288	3,225.00
Casey Wittenberg.....	T25	71-64-70-72	277	8,000.00	Joe Daley.....	58	74-72-72-73	291	3,100.00
Jarrod Lyle.....	30	69-71-71-67	278	6,800.00					

Championship Summaries

2009



Nationwide Tour Championship

Daniel Island Club
Daniel Island, SC
October 25-31, 2009
Purse: \$1,000,000
Par: 36-36—72
Yards: 7,446

LEADERS	First Round	Second Round	Third Round
	Michael Sim.....64 (-8)	Matt Every133 (-11)	Matt Every200 (-16)
	Andrew Buckle.....67 (-5)	Cameron Percy.....134 (-10)	Michael Sim.....201 (-15)
	Justin Bolli.....67 (-5)	Michael Sim.....134 (-10)	Steve Wheatcroft.....203 (-13)
	Adam Bland.....68 (-4)	Fabian Gomez.....135 (-9)	Cameron Percy.....204 (-12)
	D.J. Brigman.....68 (-4)	Josh Teater.....136 (-8)	Josh Teater.....205 (-11)
	Matt Every70 (T15)	Jerod Turner.....136 (-8)	Esteban Toledo.....205 (-11)

36-HOLE CUT: There was no cut.

WEATHER: Mostly sunny Thursday. Winds E at 7-15 mph. High of 82. Variably cloudy Friday, with rain during the

afternoon. Winds SSE at 7-15 mph. High of 83. Partly cloudy Saturday. Winds SSW at 10-20 mph, with 25 mph gusts. High of 85. Partly cloudy Sunday. Winds NNE at 7-15 mph. High of 74.

Winner: Matt Every 70-63-67-67 267 \$180,000.00

Player	Pos.	Score	Official Money
Michael Sim.....	2	64-70-67-69	270 \$108,000.00
Josh Teater.....	T3	69-67-69-70	275 58,000.00
Steve Wheatcroft.....	T3	69-69-65-72	275 58,000.00
Cameron Percy.....	T5	69-65-70-72	276 38,000.00
Esteban Toledo.....	T5	71-67-67-71	276 38,000.00
Chris Baryla.....	T7	69-70-70-68	277 29,100.00
Craig Bowden.....	T7	71-70-70-66	277 29,100.00
Chad Collins.....	T7	69-69-70-69	277 29,100.00
Tom Gillis.....	T7	75-66-70-66	277 29,100.00
Fabian Gomez.....	T7	70-65-72-70	277 29,100.00
Blake Adams.....	T12	69-73-70-67	279 22,000.00
Dustin Risdon.....	T12	70-72-70-67	279 22,000.00
Justin Bolli.....	T14	67-71-72-70	280 17,000.00
David Branshaw.....	T14	70-71-69-70	280 17,000.00
Brian Smock.....	T14	72-70-68-70	280 17,000.00
Brian Stuard.....	T14	76-67-69-68	280 17,000.00
Jerod Turner.....	T14	72-64-70-74	280 17,000.00
J.J. Killeen.....	T19	72-71-69-69	281 13,500.00
Alistair Presnell.....	T19	70-69-73-69	281 13,500.00
Won Joon Lee.....	T21	70-67-72-73	282 11,600.00
Garth Mulroy.....	T21	76-69-71-66	282 11,600.00
Henrik Bjornstad.....	T23	70-71-69-73	283 9,350.00
Mathias Gronberg.....	T23	69-69-70-75	283 9,350.00
Justin Hicks.....	T23	71-71-68-73	283 9,350.00
Martin Piller.....	T23	71-72-71-69	283 9,350.00
Derek Lamely.....	T27	69-73-72-70	284 7,512.50
Bob May.....	T27	73-71-69-71	284 7,512.50
Roger Tambellini.....	T27	73-67-72-72	284 7,512.50

Player	Pos.	Score	Official Money
Chris Tidland.....	T27	71-72-69-72	284 \$7,512.50
Adam Bland.....	T31	68-73-71-73	285 6,200.00
Jeff Gallagher.....	T31	73-69-73-70	285 6,200.00
John Kimbell.....	T31	73-69-76-67	285 6,200.00
Alex Prugh.....	T31	74-68-70-73	285 6,200.00
Kyle Reifers.....	T31	74-71-72-68	285 6,200.00
Vance Veazey.....	T31	71-68-73-73	285 6,200.00
Bradley Iles.....	T37	70-70-74-72	286 5,400.00
David McKenzie.....	T37	74-74-70-68	286 5,400.00
Gavin Coles.....	T39	73-70-70-74	287 4,900.00
Troy Merritt.....	T39	72-68-75-72	287 4,900.00
Patrick Sheehan.....	T39	69-71-76-71	287 4,900.00
Craig Barlow.....	T42	70-75-70-73	288 4,225.00
Jonas Blixt.....	T42	70-69-78-71	288 4,225.00
Kevin Johnson.....	T42	74-74-71-69	288 4,225.00
Skip Kendall.....	T42	72-72-71-73	288 4,225.00
Gary Christian.....	T46	75-70-70-74	289 3,750.00
Scott Gardiner.....	T46	70-75-70-74	289 3,750.00
Jeff Gove.....	T46	74-73-70-72	289 3,750.00
Fran Quinn.....	T46	73-67-75-74	289 3,750.00
Jon Mills.....	T50	73-74-70-73	290 3,525.00
Garrett Osborn.....	T50	71-74-78-67	290 3,525.00
Dave Schultz.....	52	74-73-71-73	291 3,450.00
Andrew Buckle.....	53	67-76-77-72	292 3,400.00
D.J. Brigman.....	T54	68-73-76-81	298 3,325.00
Bubba Dickerson.....	T54	72-74-76-76	298 3,325.00
Steven Alker.....	T56	75-74-79-76	304 3,225.00
Jason Enloe.....	T56	76-73-80-75	304 3,225.00

Championship Summaries

2010



Nationwide Tour Championship

Daniel Island Club
Daniel Island, SC
October 28-31, 2010
Purse: \$1,000,000
Par: 36-36—72
Yards: 7,446

LEADERS	First Round	Second Round	Third Round
	Joe Affrunti 66 (-6)	Joe Affrunti 137 (-7)	Brendan Steele 202 (-14)
	James Hahn 66 (-6)	Colt Knost 137 (-7)	James Hahn 207 (-9)
	Brendan Steele 66 (-6)	Brendan Steele 137 (-7)	Colt Knost 207 (-9)
	Hunter Haas 67 (-5)	David Hearn 138 (-6)	Joe Affrunti 209 (-7)
	William McGirt 67 (-5)	J.J. Killeen 138 (-6)	David Hearn 209 (-7)
		Kevin Kisner 138 (-6)	Tag Ridings 209 (-7)

36-HOLE CUT: There was no 36-hole cut.

WEATHER: Mostly cloudy Thursday, with scattered light showers. Winds WSW at 7-15 mph. High of 85. Mostly

sunny Friday. Winds N at 10-20 mph with gusts to 20-25 mph. High of 72. Mostly sunny Saturday. Winds NE switching to S at 6-12 mph. High of 73. Mostly sunny Sunday. Winds WSW at 7-15 mph. High of 80.

Winner: Brendan Steele 66-71-65-73 275 \$180,000.00

Player	Pos.	Score	Official Money	Player	Pos.	Score	Official Money		
Colt Knost.....	2	68-69-70-68	275	\$108,000.00	John Riegger.....	T31	69-73-72-76	290	\$6,500.00
Joe Affrunti.....	3	66-71-72-70	279	68,000.00	Andrew Svoboda.....	T31	75-70-72-73	290	6,500.00
David Hearn.....	4	69-69-71-71	280	48,000.00	Kevin Chappell.....	T33	69-74-73-75	291	5,800.00
Hunter Haas.....	T5	67-73-71-70	281	38,000.00	Doug LaBelle II.....	T33	72-72-75-72	291	5,800.00
Brian Smock.....	T5	71-72-70-68	281	38,000.00	Zack Miller.....	T33	72-69-74-76	291	5,800.00
Jim Herman.....	T7	72-72-67-71	282	31,166.67	Nate Smith.....	T33	73-75-72-71	291	5,800.00
Jamie Lovemark.....	T7	69-72-70-71	282	31,166.67	Scott Stallings.....	T33	76-71-76-68	291	5,800.00
Tag Ridings.....	T7	69-72-68-73	282	31,166.66	Keegan Bradley.....	T38	72-75-69-76	292	4,800.00
Paul Claxton.....	10	71-71-70-71	283	27,000.00	Jeff Curl.....	T38	72-73-73-74	292	4,800.00
Jeff Brehaut.....	T11	72-71-71-70	284	21,200.00	Jon Mills.....	T38	73-76-71-72	292	4,800.00
Gavin Coles.....	T11	70-72-69-73	284	21,200.00	Martin Piller.....	T38	72-76-72-72	292	4,800.00
James Hahn.....	T11	66-74-67-77	284	21,200.00	Michael Putnam.....	T38	71-75-73-73	292	4,800.00
Kevin Kisner.....	T11	71-67-72-74	284	21,200.00	Won Joon Lee.....	T43	81-71-70-71	293	4,033.34
Rob Oppenheim.....	T11	69-71-71-73	284	21,200.00	Fabian Gomez.....	T43	72-73-71-77	293	4,033.33
Bobby Gates.....	T16	71-73-69-72	285	15,000.00	Chris Nallen.....	T43	70-74-70-79	293	4,033.33
Jason Gore.....	T16	69-72-73-71	285	15,000.00	Jonas Blixt.....	T46	73-74-73-74	294	3,700.00
Scott Gutschewski.....	T16	69-75-70-71	285	15,000.00	Steven Bowditch.....	T46	70-80-79-65	294	3,700.00
Daniel Summerhays.....	T16	70-72-72-71	285	15,000.00	B.J. Staten.....	T46	75-71-74-74	294	3,700.00
Jhonattan Vegas.....	T16	72-70-70-73	285	15,000.00	Travis Bertoni.....	T49	72-75-80-68	295	3,500.00
D.J. Brigman.....	T21	70-76-68-72	286	11,200.00	Bradley Iles.....	T49	72-75-74-74	295	3,500.00
David Mathis.....	T21	71-73-69-73	286	11,200.00	Kyle Thompson.....	T49	70-77-73-75	295	3,500.00
Dicky Pride.....	T21	73-70-70-73	286	11,200.00	Mark Anderson.....	T52	75-75-76-70	296	3,350.00
David Branshaw.....	T24	71-74-74-68	287	9,200.00	Alistair Presnell.....	T52	71-74-75-76	296	3,350.00
Scott Gardiner.....	T24	68-75-72-72	287	9,200.00	Geoffrey Sisk.....	T52	75-74-75-72	296	3,350.00
William McGirt.....	26	67-75-71-75	288	8,400.00	Jin Park.....	T55	72-72-75-78	297	3,200.00
Tommy Gainey.....	T27	71-72-71-75	289	7,400.00	Ewan Porter.....	T55	74-76-76-71	297	3,200.00
Justin Hicks.....	T27	69-73-71-76	289	7,400.00	Kyle Stanley.....	T55	78-77-72-70	297	3,200.00
Brandt Jobe.....	T27	74-73-70-72	289	7,400.00	Peter Tomasulo.....	58	72-79-70-77	298	3,100.00
J.J. Killeen.....	T27	70-68-72-79	289	7,400.00	Steve Pate.....	59	74-77-74-74	299	3,050.00

Championship Summaries

2011



Ken Duke

Nationwide Tour Championship

Daniel Island Club
Daniel Island, SC
October 24-30, 2011
Purse: \$1,000,000
Par: 36-36—72
Yards: 7,446

LEADERS	First Round	Second Round	Third Round
	Mark D. Anderson..... 66 (-6)	Daniel Chopra 134 (-10)	Jason Kokrak 209 (-7)
	Camilo Benedetti 67 (-5)	Jason Kokrak 134 (-10)	Scott Brown 210 (-6)
	Jason Kokrak 67 (-5)	Roberto Castro 136 (-8)	Ken Duke 210 (-6)
	Ted Potter, Jr. 67 (-5)	Camilo Benedetti 137 (-7)	Camilo Benedetti 211 (-5)
	Roberto Castro 68 (-4)	Danny Lee 137 (-7)	Daniel Chopra 211 (-5)
	Darron Stiles 68 (-4)	Greg Owen 137 (-7)	Matt Every 211 (-5)
	Roger Tambellini 68 (-4)	Ken Duke 140 (-4)	Garth Mulroy 211 (-5)
	Kyle Thompson 68 (-4)		
	Steve Wheatcroft 68 (-4)		
	Ken Duke 72 (E)		

CUT: There was no 36-hole cut. All 60 players completed 72 holes.

WEATHER: Mostly sunny Thursday. Winds W-SW 7-15 mph. High of 80. Partly cloudy Friday. Winds N-NE 7-15 mph. High

of 74. Mostly cloudy with drizzling rain in the morning. Winds N-NW 10-20 mph with gusts to 25 mph. High of 63. Mostly sunny Sunday. Winds N-NE 10-15 mph. High of 63.

Winner: Ken Duke 72-68-70-68 278 \$180,000.00

Player	Pos.	Score	Official Money	Player	Pos.	Score	Official Money		
Scott Brown2	75-68-67-70	280	\$108,000.00	Cliff KresgeT29	69-69-78-75	291	\$6,533.33
Daniel ChopraT3	72-62-77-71	282	58,000.00	Kyle ThompsonT29	68-73-74-76	291	6,533.33
David LingmerthT3	69-73-70-70	282	58,000.00	Aaron WatkinsT29	69-72-76-74	291	6,533.33
Camilo BenedettiT5	67-70-74-73	284	36,500.00	James NittiesT35	73-71-76-72	292	5,600.00
Jeff GoveT5	71-72-69-72	284	36,500.00	Rob OppenheimT35	70-70-78-74	292	5,600.00
Jason KokrakT5	67-67-75-75	284	36,500.00	B.J. StatenT35	73-71-75-73	292	5,600.00
Jonas BlixtT8	72-69-73-71	285	28,000.00	Martin FloresT38	72-73-73-75	293	4,800.00
Danny LeeT8	72-65-76-72	285	28,000.00	J.J. KilleenT38	74-68-79-72	293	4,800.00
Alistair PresnellT8	72-70-71-72	285	28,000.00	John MallingerT38	71-74-73-75	293	4,800.00
Steve WheatcroftT8	68-75-71-71	285	28,000.00	Kirk TriplettT38	76-72-73-72	293	4,800.00
Matt DavidsonT12	70-72-74-70	286	19,600.00	Casey WittenbergT38	70-70-77-76	293	4,800.00
Matt EveryT12	71-68-72-75	286	19,600.00	Tommy BiershenkT43	71-72-80-71	294	4,100.00
Garth MulroyT12	69-71-71-75	286	19,600.00	Kyle ReifersT43	70-70-79-75	294	4,100.00
Ted Potter, Jr.T12	67-72-75-72	286	19,600.00	Troy KellyT45	75-75-74-71	295	3,850.00
Will WilcoxT12	72-67-76-71	286	19,600.00	Brian SmockT45	73-70-75-77	295	3,850.00
Roberto Castro17	68-68-77-74	287	16,000.00	Craig BowdenT47	72-73-78-73	296	3,587.50
Gary ChristianT18	71-72-74-71	288	13,040.00	Gavin ColesT47	73-74-77-72	296	3,587.50
Erik ComptonT18	73-71-74-70	288	13,040.00	John KimbellT47	72-74-75-75	296	3,587.50
Mathew GogginT18	70-69-75-74	288	13,040.00	Brenden PappasT47	77-71-71-77	296	3,587.50
Billy Hurley IIIT18	72-71-72-73	288	13,040.00	Justin BolliT51	73-71-75-78	297	3,425.00
Greg OwenT18	71-66-77-74	288	13,040.00	Miguel Angel CarballoT51	75-75-73-74	297	3,425.00
Roger Tambellini23	68-71-74-76	289	10,400.00	Ryan ArmourT53	69-77-74-79	299	3,300.00
Paul ClaxtonT24	71-69-77-73	290	8,480.00	Richard H. LeeT53	72-76-74-77	299	3,300.00
Marco DawsonT24	75-67-74-74	290	8,480.00	Brett WetterichT53	71-69-81-78	299	3,300.00
Russell KnoxT24	71-73-75-71	290	8,480.00	Bubba DickersonT56	74-73-76-77	300	3,175.00
Luke ListT24	74-73-72-71	290	8,480.00	Andrew SvobodaT56	72-73-79-76	300	3,175.00
Darron StilesT24	68-70-77-75	290	8,480.00	Travis Hampshire58	72-72-77-81	302	3,100.00
Josh BroadwayT29	72-70-77-72	291	6,533.34	Steve Friesen59	74-72-75-83	304	3,050.00
Aaron GoldbergT29	72-73-73-73	291	6,533.34	Matt Hendrix60	71-71-80-83	305	3,000.00
Mark AndersonT29	66-78-73-74	291	6,533.33					

Championship Summaries

2012



Web.com Tour Championship

**TPC Craig Ranch
McKinney, TX
October 22-28, 2012
Purse: \$1,000,000
Par: 36-35—71
Yards: 7,438**

LEADERS	First Round	Second Round	Third Round
	Justin Bolli 65 (-6)	Justin Hicks 134 (-8)	James Hahn 201 (-12)
	Brad Fritsch 65 (-6)	Justin Bolli 136 (-6)	Justin Hicks 201 (-12)
	Justin Hicks 65 (-6)	Brad Fritsch 136 (-6)	Justin Bolli 203 (-10)
	Cliff Kresge 65 (-6)	Scott Gardiner 137 (-5)	Michael Putnam 204 (-9)
	Michael Putnam 65 (-6)	James Hahn 137 (-5)	Luke Guthrie 205 (-8)
	Tag Ridings 65 (-6)	Russell Henley 137 (-5)	Russell Henley 205 (-8)
		Michael Putnam 137 (-5)	Cliff Kresge 205 (-8)

CUT: There was no cut. All 60 players completed 72 holes.

WEATHER: Thursday: Mostly cloudy, with scattered light showers. High of 79. Winds SW becoming NW at 10-20 mph, with gusts to 25 mph; Friday: Partly cloudy. High of 57. Winds


N at 10-20 mph and gusts reaching 20-30 mph Saturday: Mostly sunny. High of 58 Winds N at 7-15 mph. Sunday: There was a 30-minute frost delay to begin the day. Otherwise, mostly sunny. High: 65 Winds NNE at 6-12 mph

Winner: Justin Bolli 65-71-67-65 268 \$180,000.00

Player	Pos.	Score	Official Money	Player	Pos.	Score	Official Money		
James Hahn2	70-67-64-69	270	\$108,000.00	Scott GutschewskiT31	71-70-69-72	282	\$6,300.00
Adam HadwinT3	69-69-68-65	271	58,000.00	Nicholas ThompsonT31	67-73-73-69	282	6,300.00
Morgan HoffmannT3	68-72-67-64	271	58,000.00	Lee WilliamsT31	72-72-70-68	282	6,300.00
Justin Hicks5	65-69-67-71	272	40,000.00	Fabian GomezT35	69-77-69-68	283	5,500.00
Russell HenleyT6	70-67-68-68	273	34,750.00	Steve LeBrunT35	69-73-70-71	283	5,500.00
Cliff KresgeT6	65-73-67-68	273	34,750.00	Andrew SvobodaT35	73-69-72-69	283	5,500.00
Edward Loar8	67-73-66-69	275	31,000.00	Dawie van der WaltT35	70-70-70-73	283	5,500.00
Brad FritschT9	65-71-71-69	276	26,000.00	Paul ClaxtonT39	68-73-72-71	284	4,800.00
Luke GuthrieT9	66-72-67-71	276	26,000.00	Aaron GoldbergT39	70-73-70-71	284	4,800.00
David LingmerthT9	68-71-69-68	276	26,000.00	Hudson SwaffordT39	69-76-72-67	284	4,800.00
Casey WittenbergT9	68-71-67-70	276	26,000.00	Paul Haley IIT42	73-70-71-71	285	4,060.00
Kevin FoleyT13	68-73-71-65	277	17,666.67	Jim HermanT42	69-74-73-69	285	4,060.00
Doug LaBelle IIT13	70-71-68-68	277	17,666.67	Skip KendallT42	70-69-73-73	285	4,060.00
Luke ListT13	74-68-67-68	277	17,666.67	Philip Pettitt, Jr.T42	66-76-72-71	285	4,060.00
Sam SaundersT13	71-69-68-69	277	17,666.67	Shawn StefaniT42	71-73-73-68	285	4,060.00
Ben MartinT13	69-69-69-70	277	17,666.66	Alex AragonT47	74-73-70-69	286	3,560.00
Michael PutnamT13	65-72-67-73	277	17,666.66	Nick FlanaganT47	71-74-69-72	286	3,560.00
Camilo BenedettiT19	72-73-66-67	278	12,120.00	Michael LetzigT47	70-74-72-70	286	3,560.00
Brice GarnettT19	69-72-66-71	278	12,120.00	Brian StuardT47	74-70-70-72	286	3,560.00
Cameron PercyT19	72-72-66-68	278	12,120.00	Chris WilsonT47	71-77-70-68	286	3,560.00
Tag RidingsT19	65-73-69-71	278	12,120.00	Woody Austin52	69-72-70-76	287	3,400.00
Darron StilesT19	71-69-69-69	278	12,120.00	Ben KohlesT53	75-71-71-71	288	3,325.00
Peter Tomasulo24	69-69-69-72	279	9,600.00	Tim WilkinsonT53	70-74-74-70	288	3,325.00
Scott GardinerT25	67-70-73-70	280	8,400.00	Alistair PresnellT55	71-72-74-72	289	3,225.00
Robert StrebT25	70-72-73-65	280	8,400.00	Richard ScottT55	72-74-74-69	289	3,225.00
Matt WeibringT25	67-74-69-70	280	8,400.00	Jim Renner57	68-74-72-76	290	3,150.00
Rob OppenheimT28	69-74-70-68	281	7,200.00	Andres Gonzales58	75-73-72-72	292	3,100.00
Scott ParelT28	69-77-66-69	281	7,200.00	Tyrone Van Aswegen59	72-73-73-78	296	3,050.00
Aaron WatkinsT28	68-72-70-71	281	7,200.00	B.J. Staten60	79-73-76-70	298	3,000.00
Joseph BramlettT31	70-71-71-70	282	6,300.00					

Championship Summaries

2013



Web.com Tour Championship

**TPC Sawgrass
(Dye's Valley)
Ponte Vedra Bch, Florida
September 26-29, 2013
Purse: \$1,000,000
Par: 35-35—70
Yards: 6,864**

LEADERS	First Round	Second Round	Third Round
	Ashley Hall 63 (-7)	Chesson Hadley 131 (-9)	Scott Gardiner 200 (-10)
	Mark Anderson 64 (-6)	Joe Durant 133 (-7)	Joe Durant 201 (-9)
	Robert Karlsson 64 (-6)	Aron Price 134 (-6)	Chesson Hadley 201 (-9)
	Shane Bertsch 65 (-5)	Andrew Svoboda 134 (-6)	Andrew D. Putnam 202 (-8)
	Chesson Hadley 65 (-5)	Mark Anderson 135 (-5)	Jamie Lovemark 203 (-7)
		Scott Gardiner 135 (-5)	
		Andrew D. Putnam 135 (-5)	
		Jhonattan Vegas 135 (-5)	

CUT: 67 players at even-par 140 from a field of 125 professionals.

WEATHER: Thursday: Mostly cloudy, with light rain showers. Rainfall total 0.01 inches. Overnight low 73. High of 83. Wind NW switching to NE at 7-15 mph. Friday: Mostly cloudy, with occasional rain showers. Rainfall total 0.5 inches. High of

79. Wind NE at 10-20 mph. Saturday: The start of the third round was delayed until 11:15 a.m. due to inclement weather. Rainfall total 0.95 inches. High of 78. Wind NE at 10-20 mph. Sunday: The beginning of the final round was delayed until 11:30 a.m. Mostly cloudy with morning rain. Rainfall total 0.75 inches. High of 82. Wind NE at 10-20 mph.

Winner: Chesson Hadley 65-66-70-69 270 \$180,000.00

Player	Pos.	Score	Official Money	Player	Pos.	Score	Official Money		
Brad Fritsch	T2	70-68-68-66	272	\$66,000.00	Fabian Gomez	T32	69-71-71-68	279	\$5,600.00
Scott Gardiner	T2	67-68-65-72	272	66,000.00	Nathan Green	T32	73-66-68-72	279	5,600.00
John Peterson	T2	66-71-68-67	272	66,000.00	Ben Kohles	T32	70-69-66-74	279	5,600.00
Brendon Todd	T2	71-67-69-65	272	66,000.00	Aron Price	T32	69-65-72-73	279	5,600.00
Russell Knox	T6	67-69-68-69	273	34,750.00	Andrew Svoboda	T32	67-67-71-74	279	5,600.00
Andrew Loupe	T6	68-69-67-69	273	34,750.00	Jhonattan Vegas	T32	66-69-70-74	279	5,600.00
Billy Hurley III	T8	66-70-70-68	274	23,333.34	Jason Gore	T41	68-70-69-73	280	4,220.00
Danny Lee	T8	71-69-66-68	274	23,333.34	Ashley Hall	T41	63-76-70-71	280	4,220.00
Sean O'Hair	T8	70-70-67-67	274	23,333.34	Dicky Pride	T41	66-74-70-70	280	4,220.00
Joe Durant	T8	66-67-68-73	274	23,333.33	Jim Renner	T41	69-70-71-70	280	4,220.00
Andres Gonzales	T8	70-68-67-69	274	23,333.33	Ryan Spears	T41	69-70-71-70	280	4,220.00
Ryo Ishikawa	T8	69-68-68-69	274	23,333.33	Mark Anderson	T46	64-71-74-72	281	3,630.00
Jamie Lovemark	T8	70-67-66-71	274	23,333.33	Shane Bertsch	T46	65-74-72-70	281	3,630.00
Byron Smith	T8	67-70-69-68	274	23,333.33	Colt Knost	T46	69-71-70-71	281	3,630.00
Lee Williams	T8	69-67-69-69	274	23,333.33	Ben Martin	T46	68-71-70-72	281	3,630.00
Bud Cauley	T17	70-69-65-71	275	14,000.00	Troy Merritt	T46	73-64-70-74	281	3,630.00
Paul Goydos	T17	72-68-68-67	275	14,000.00	Adam Crawford	T51	71-65-72-74	282	3,450.00
Tom Hoge	T17	68-71-69-67	275	14,000.00	Kevin Kisner	T52	72-68-73-70	283	3,375.00
Tim Petrovic	T17	69-70-68-68	275	14,000.00	David Mathis	T52	71-67-69-76	283	3,375.00
Heath Slocum	T17	68-70-70-67	275	14,000.00	Oscar Fraustro	T54	71-68-72-73	284	3,250.00
Robert Karlsson	T22	64-74-69-69	276	10,800.00	Bhavik Patel	T54	69-71-70-74	284	3,250.00
Will MacKenzie	T22	69-67-71-69	276	10,800.00	Casey Wittenberg	T54	68-71-73-72	284	3,250.00
Nick O'Hern	T24	71-67-70-69	277	8,480.00	Miguel Angel Carballo	T57	70-69-78-68	285	3,050.00
Rod Pampling	T24	70-66-68-73	277	8,480.00	Jeff Klauk	T57	70-69-72-74	285	3,050.00
Andrew D. Putnam	T24	68-67-67-75	277	8,480.00	Steve Marino	T57	71-69-73-72	285	3,050.00
Hudson Swafford	T24	66-71-69-71	277	8,480.00	Alex Prugh	T57	73-66-70-76	285	3,050.00
Roland Thatcher	T24	69-69-68-71	277	8,480.00	Tyrone Van Aswegen	T57	69-70-74-72	285	3,050.00
Daniel Chopra	T29	69-69-70-70	278	6,866.67	Michael Putnam	T62	68-71-73-74	286	2,875.00
Tag Ridings	T29	71-68-68-71	278	6,866.67	Alexandre Rocha	T62	72-66-78-70	286	2,875.00
Chad Campbell	T29	70-68-67-73	278	6,866.66	Jim Herman	T64	69-71-71-76	287	2,800.00
Chad Collins	T32	69-71-73-66	279	5,600.00	Henrik Norlander	T65	66-73-75-74	288	2,750.00
Glen Day	T32	70-70-68-71	279	5,600.00	Fernando Mecherreffe	T66	70-69-76-74	289	2,700.00
Nick Flanagan	T32	69-68-71-71	279	5,600.00	Matt Bettencourt	T67	66-74-73-80	293	2,650.00

Championship Summaries

2014



Derek Fathauer

Web.com Tour Championship

**TPC Sawgrass
(Dye's Valley)
Ponte Vedra Bch, Florida
September 15-21, 2014
Purse: \$1,000,000
Par: 35-35—70
Yards: 6,847**

LEADERS	First Round	Second Round	Third Round
Zac Blair	63 (-7)	128 (-12)	Derek Fathauer198 (-12)
Chad Collins	65 (-5)	Derek Fathauer 131 (-9)	Zac Blair 199 (-11)
Derek Fathauer	65 (-5)	Miguel Angel Carballo . 133 (-7)	Jason Gore 200 (-10)
Bronson La'Cassie	65 (-5)	Sung Joon Park 133 (-7)	Adam Hadwin 202 (-8)
Sung Joon Park	65 (-5)	Chad Collins 134 (-6)	Jim Herman 202 (-8)
Scott Pinckney	65 (-5)	Tom Gillis 134 (-6)	Tyrone Van Aswegen ... 202 (-8)
		Jason Gore 134 (-6)	
		Whee Kim 134 (-6)	
		James Nitties 134 (-6)	

CUT: 66 players at even-par 140 from a field of 125 professionals.

WEATHER: Thursday: Partly cloudy with highs nearing 90. NE wind switched from the SE at 6-12 mph Friday: Mostly cloudy, with afternoon thunderstorms. Officials suspended second-round play from 3:16 to 4:38 p.m., with play eventually suspended due to darkness at 7:27 p.m. Total rain measured 0.3 inches High of 87. NW wind at 10-20 mph. Saturday:

Mostly cloudy, with bands of rainfall. Officials suspended play from 12:35 to 2:41 p.m., due to a heavy downpour, with players remaining in place. Officials again suspended play due to heavy rain from 2:30 to 4:20 p.m.. Rain halted play from 5:45 to 5:55 p.m., with players remaining in place. Rainfall measured 0.75 inches. High of 78. Wind NNE at 10-20 mph. Sunday: Mostly sunny. High of 87. Wind NW switching to NE at 7-15 mph.

Winner: Derek Fathauer 65-66-67-68 266 \$180,000.00

Player	Pos.	Score	Official Money	Player	Pos.	Score	Official Money		
Zac Blair	2	63-65-71-68	267	\$108,000.00	Wes Roach	T31	69-66-72-72	279	\$5,975.00
Jason Gore	3	69-65-66-69	269	68,000.00	Carlos Sainz Jr	T31	70-70-68-71	279	5,975.00
Jim Herman	T4	70-67-65-70	272	44,000.00	Charlie Wi	T31	70-69-69-71	279	5,975.00
Heath Slocum	T4	67-70-67-68	272	44,000.00	Blayne Barber	T37	71-69-71-69	280	4,850.00
David Lingmerth	6	68-67-73-65	273	36,000.00	Peter Malnati	T37	69-69-72-70	280	4,850.00
Travis Bertoni	T7	66-69-68-71	274	30,125.00	James Nitties	T37	66-68-73-73	280	4,850.00
Chad Collins	T7	65-69-70-70	274	30,125.00	Roberto Castro	T40	71-67-72-71	281	3,900.00
Adam Hadwin	T7	66-69-67-72	274	30,125.00	Matt Davidson	T40	69-69-71-72	281	3,900.00
Sam Saunders	T7	69-68-70-67	274	30,125.00	Whee Kim	T40	68-66-79-68	281	3,900.00
Sung Joon Park	T11	65-68-71-71	275	23,000.00	Cameron Percy	T40	70-70-73-68	281	3,900.00
John Rollins	T11	70-68-68-69	275	23,000.00	Kyle Reifers	T40	68-71-69-73	281	3,900.00
Tyrone Van Aswegen	T11	66-69-67-73	275	23,000.00	Tag Ridings	T40	71-67-70-73	281	3,900.00
Tony Finau	T14	68-72-70-66	276	16,000.00	Doug LaBelle II	T46	69-70-72-71	282	2,991.67
Michael Kim	T14	71-68-68-69	276	16,000.00	Rod Pampling	T46	71-68-70-73	282	2,991.67
Colt Knost	T14	67-69-70-70	276	16,000.00	John Peterson	T46	70-67-74-71	282	2,991.67
Richard H. Lee	T14	67-68-70-71	276	16,000.00	Jonathan Randolph	T46	69-71-71-71	282	2,991.67
Jamie Lovemark	T14	73-66-67-70	276	16,000.00	Sebastian Cappelen	T46	69-70-68-75	282	2,991.66
Scott Pinckney	T14	65-75-65-71	276	16,000.00	Tommy Gainey	T46	73-62-72-75	282	2,991.66
Alex Prugh	T14	70-69-68-69	276	16,000.00	Ben Curtis	T52	73-67-72-71	283	2,726.67
Jonathan Byrd	T21	70-69-69-69	277	10,800.00	Tom Hoge	T52	69-71-73-70	283	2,726.67
Tom Gillis	T21	67-67-70-73	277	10,800.00	Kelly Kraft	T52	70-67-76-70	283	2,726.67
Nick Taylor	T21	68-72-74-63	277	10,800.00	Greg Owen	T52	68-71-73-71	283	2,726.67
Justin Thomas	T21	68-71-69-69	277	10,800.00	Andres Gonzales	T52	66-70-73-74	283	2,726.66
Eric Axley	T25	69-71-70-68	278	7,771.67	J.J. Henry	T52	70-67-72-74	283	2,726.66
Shane Bertsch	T25	69-70-70-69	278	7,771.67	Brad Fritsch	T58	74-65-76-69	284	2,630.00
Max Homa	T25	74-66-69-69	278	7,771.67	Troy Matteson	T58	72-67-72-73	284	2,630.00
Brett Stegmaier	T25	74-66-71-67	278	7,771.67	Andrew Putnam	60	67-69-72-77	285	2,600.00
Chez Reavie	T25	70-67-70-71	278	7,771.66	Mathew Goggin	T61	72-66-75-73	286	2,570.00
Hudson Swafford	T25	69-70-68-71	278	7,771.66	Vaughn Taylor	T61	69-70-74-73	286	2,570.00
Miguel Angel Carballo	T31	68-65-71-75	279	5,975.00	Jason Allred	63	72-67-74-75	288	2,540.00
Mark Hubbard	T31	71-66-68-74	279	5,975.00	Henrik Norlander	64	69-71-76-73	289	2,520.00
Bronson La'Cassie	T31	65-70-70-74	279	5,975.00	Daniel Berger	65	72-68-74-77	291	2,500.00

Championship Summaries

2015



Emiliano Grillo

Web.com Tour Championship

**TPC Sawgrass
(Dye's Valley)
Ponte Vedra Bch, Florida
Sep 28- Oct 4, 2015
Purse: \$1,000,000
Par: 35-35—70
Yards: 6,847**

LEADERS	First Round	Second Round	Third Round
	Rhein Gibson 63 (-7)	Emiliano Grillo 130 (-10)	Emiliano Grillo 197 (-13)
	Oscar Fraustro 64 (-6)	Lucas Glover 131 (-9)	Chez Reavie 199 (-11)
	Lucas Glover 64 (-6)	D.H. Lee 132 (-8)	Lucas Glover 200 (-10)
	Sam Saunders 64 (-6)	Chez Reavie 132 (-8)	Sam Saunders 201 (-9)
	Si Woo Kim 65 (-5)	Hiroshi Iwata 133 (-7)	Kyle Stanley 202 (-8)
	D.H. Lee 65 (-5)	Sam Saunders 133 (-7)	Tyrone Van Aswegen ... 202 (-8)
	Emiliano Grillo 66 (-4)	Brett Stegmaier 133 (-7)	

CUT: 72 players at even-par 140 from a field of 131 professionals.

Saturday: Mostly cloudy. Wind NW 8-16 mph. High of 78.
Sunday: Mostly cloudy. Wind W-NW 7-14 mph. High of 77.


WEATHER: Thursday: Partly cloudy. Wind NE 8-16 mph. High of 87. Friday: Overnight rainfall. Mostly cloudy with showers during the morning. Wind NE-NW 10-20 mph. High of 75.

Winner: Emiliano Grillo 66-64-67-69 266 \$180,000.00

Player	Pos.	Score	Official Money	Player	Pos.	Score	Official Money		
Emiliano Grillo	1	66-64-67-69	266/-14	\$180,000.00	Miguel Angel Carballo ...	T35	69-69-72-67	277/-3	\$4,762.50
Chez Reavie	2	67-65-67-68	267/-13	108,000.00	Luke List	T35	70-70-67-70	277/-3	4,762.50
Sam Saunders	3	64-69-68-67	268/-12	68,000.00	Andrew Loupe	T35	70-69-69-69	277/-3	4,762.50
Rhein Gibson	4	63-76-65-65	269/-11	48,000.00	Jamie Lovemark	T35	72-68-66-71	277/-3	4,762.50
Thomas Aiken	T5	69-67-69-65	270/-10	35,125.00	John Mallinger	T35	71-64-72-70	277/-3	4,762.50
Patton Kizzire	T5	70-67-66-67	270/-10	35,125.00	D.A. Points	T35	69-66-72-70	277/-3	4,762.50
Kyle Stanley	T5	66-69-67-68	270/-10	35,125.00	Curtis Thompson	T35	66-68-72-71	277/-3	4,762.50
Tyrone Van Aswegen	T5	67-69-66-68	270/-10	35,125.00	Tyler Duncan	T43	71-67-74-66	278/-2	3,194.45
Derek Fathauer	9	69-69-67-66	271/-9	29,000.00	Billy Hurley III	T43	71-69-69-69	278/-2	3,194.45
Roberto Castro	T10	70-70-70-62	272/-8	26,000.00	Kelly Kraft	T43	71-69-70-68	278/-2	3,194.45
Luke Guthrie	T10	71-67-65-69	272/-8	26,000.00	John Merrick	T43	71-69-72-66	278/-2	3,194.45
Oscar Fraustro	T12	64-71-69-69	273/-7	19,000.00	Austin Cook	T43	70-69-68-71	278/-2	3,194.44
Robert Garrigus	T12	69-69-67-68	273/-7	19,000.00	Derek Ernst	T43	69-70-67-72	278/-2	3,194.44
Lucas Glover	T12	64-67-69-73	273/-7	19,000.00	Richard H. Lee	T43	67-70-71-70	278/-2	3,194.44
Nicholas Lindheim	T12	67-68-70-68	273/-7	19,000.00	Andrew Svoboda	T43	70-68-69-71	278/-2	3,194.44
Rob Oppenheim	T12	68-71-67-67	273/-7	19,000.00	Aaron Watkins	T43	66-70-72-70	278/-2	3,194.44
Kevin Tway	T12	71-65-67-70	273/-7	19,000.00	Tim Herron	T52	71-67-71-70	279/-1	2,770.00
Greg Eason	T18	67-67-70-70	274/-6	12,600.00	Cameron Percy	T52	69-71-69-70	279/-1	2,770.00
Hiroshi Iwata	T18	66-67-74-67	274/-6	12,600.00	Alex Prugh	T52	68-69-72-70	279/-1	2,770.00
Si Woo Kim	T18	65-71-69-69	274/-6	12,600.00	Darron Stiles	55	74-65-71-70	280/E	2,710.00
Henrik Norlander	T18	68-71-66-69	274/-6	12,600.00	Brian Davis	T56	70-70-68-73	281/1	2,630.00
Andrew Putnam	T18	67-69-68-70	274/-6	12,600.00	Matt Fast	T56	70-69-71-71	281/1	2,630.00
Brett Stegmaier	T18	67-66-71-70	274/-6	12,600.00	Brice Garnett	T56	71-65-75-70	281/1	2,630.00
Martin Flores	T24	69-68-70-68	275/-5	8,221.67	Adam Long	T56	69-67-72-73	281/1	2,630.00
Rod Pampling	T24	70-66-72-67	275/-5	8,221.67	Dawie van der Walt	T56	70-69-68-74	281/1	2,630.00
Vaughn Taylor	T24	71-69-68-67	275/-5	8,221.67	Andrew Yun	T56	71-69-72-69	281/1	2,630.00
Tim Wilkinson	T24	71-66-70-68	275/-5	8,221.67	Jason Allred	T62	71-68-73-70	282/2	2,540.00
Andres Romero	T24	68-69-66-72	275/-5	8,221.66	Tommy Gainey	T62	67-69-70-76	282/2	2,540.00
Nicholas Thompson	T24	67-69-70-69	275/-5	8,221.66	Jin Park	T62	67-72-74-69	282/2	2,540.00
Robert Allenby	T30	69-71-68-68	276/-4	6,360.00	Sung Kang	65	70-69-70-74	283/3	2,500.00
Aaron Baddeley	T30	67-71-73-65	276/-4	6,360.00	Alex Aragon	T66	72-68-73-71	284/4	2,470.00
Bronson Burgoon	T30	67-71-70-68	276/-4	6,360.00	Trey Mullinax	T66	69-70-70-75	284/4	2,470.00
Martin Piller	T30	69-66-68-73	276/-4	6,360.00	Gonzalo Fdez-Castano	68	67-73-73-72	285/5	2,440.00
Tag Ridings	T30	70-68-70-68	276/-4	6,360.00	Shane Bertsch	69	71-69-76-72	288/8	2,420.00
Steven Alker	T35	67-68-74-68	277/-3	4,762.50	Mark Hubbard	70	68-72-75-75	290/10	2,400.00

Championship Summaries

2017



Jonathan Byrd

Web.com Tour Championship

Atlantic Beach Country Club
Atlantic Beach, FL
September 25-October 1
Purse: \$1,000,000
Par: 35-36—71
Yards: 6,849

LEADERS	First Round	Second Round	Third Round
	Sam Saunders..... 59 (-12)	Sam Saunders..... 125 (-17)	Jonathan Byrd.....193 (-20)
	Matt Atkins..... 62 (-9)	Julian Etulain..... 127 (-15)	Sam Saunders..... 195 (-18)
	Steve Wheatcroft..... 62 (-9)	Bronson Burgoon..... 129 (-13)	Cameron Tringale..... 196 (-17)
	Tyler Duncan..... 63 (-8)	Jonathan Byrd.....129 (-13)	Bronson Burgoon..... 197 (-16)
	Ben Silverman..... 63 (-8)	Roberto Castro..... 129 (-13)	Tyler Duncan..... 197 (-16)
	Jonathan Byrd..... 64 (-7)		Rob Oppenheim..... 197 (-16)

CUT: 69 players at 5-under 137 from a field of 127 professionals.

WEATHER: Thursday: Mostly sunny to partly cloudy. High of 91. Winds W to E/NE 6-14. Friday: Mostly sunny to partly cloudy. High of 88. Winds E 7-15. Saturday: Periods of rain throughout the day. Windy. High of 82. Winds NE 12-28 G30-40 Peak gust: 45. Rain 0.60. Third round suspended from 10:08 AM to 10:26 AM due to heavy rain. Sunday: Rain, heavy

at times during the morning. Diminishing to showers by the afternoon. Windy. High of 79. Winds NE 22-32 G35-40 Peak gust: 45, rain 1.90". Final round postponed until Monday due to unplayable course conditions. Monday: Partly Cloudy to partly sunny. Spotty afternoon showers. Breezy. High of 84. Winds E 14-22 G25-30.

Winner: Jonathan Byrd 64-65-64-67

260

\$180,000.00

Player	Pos.	Score	Official Money	
Jonathan Byrd.....	1	64-65-64-67	260	180,000.00
Sam Saunders.....	T2	59-66-70-69	264	88,000.00
Shawn Stefani.....	T2	66-66-67-65	264	88,000.00
Bronson Burgoon.....	4	66-63-68-68	265	48,000.00
Matt Jones.....	T5	65-68-67-67	267	36,500.00
Rob Oppenheim.....	T5	67-64-66-70	267	36,500.00
Cameron Tringale.....	T5	65-66-65-71	267	36,500.00
Anders Albertson.....	T8	68-66-67-67	268	28,000.00
Roberto Castro.....	T8	65-64-69-70	268	28,000.00
Austin Cook.....	T8	66-65-70-67	268	28,000.00
Ethan Tracy.....	T8	67-66-67-68	268	28,000.00
Matt Atkins.....	T12	62-69-68-70	269	20,250.00
Tyler Duncan.....	T12	63-70-64-72	269	20,250.00
Tom Hoge.....	T12	71-63-70-65	269	20,250.00
Denny McCarthy.....	T12	67-65-67-70	269	20,250.00
Ryan Brehm.....	T16	65-69-68-68	270	15,500.00
Henrik Norlander.....	T16	67-68-68-67	270	15,500.00
Carlos Ortiz.....	T16	68-63-72-67	270	15,500.00
Steve Wheatcroft.....	T16	62-68-73-67	270	15,500.00
Lanto Griffin.....	T20	69-67-67-68	271	9,348.19
Alex Prugh.....	T20	68-66-70-67	271	9,348.19
Chad Collins.....	T20	71-65-70-65	271	9,348.19
Roberto Diaz.....	T20	67-65-70-69	271	9,348.18
Julian Etulain.....	T20	64-63-74-70	271	9,348.18
Brice Garnett.....	T20	68-65-69-69	271	9,348.18
Matt Harmon.....	T20	67-64-70-70	271	9,348.18
Adam Long.....	T20	66-68-66-71	271	9,348.18
Cameron Percy.....	T20	69-67-66-69	271	9,348.18

Player	Pos.	Score	Official Money	
Ben Silverman.....	T20	63-68-68-72	271	9,348.18
Johnson Wagner.....	T20	66-67-69-69	271	9,348.18
Greg Owen.....	T31	65-69-68-70	272	6,600.00
Chris Baker.....	T32	68-67-71-67	273	5,975.00
Brett Drewitt.....	T32	64-67-77-65	273	5,975.00
Ben Kohles.....	T32	65-69-70-69	273	5,975.00
Troy Merritt.....	T32	68-69-68-68	273	5,975.00
Tag Ridings.....	T36	71-66-71-66	274	4,975.00
Conrad Shindler.....	T36	65-72-65-72	274	4,975.00
Sepp Straka.....	T36	67-67-71-69	274	4,975.00
Nicholas Thompson.....	T36	69-66-70-69	274	4,975.00
Ryo Ishikawa.....	T40	71-65-73-66	275	4,300.00
Andrew Yun.....	T40	67-69-67-72	275	4,300.00
Scott Harrington.....	T42	64-71-68-73	276	3,700.00
Scott Langley.....	T42	69-67-69-71	276	3,700.00
D.H. Lee.....	T42	67-65-73-71	276	3,700.00
Martin Piller.....	T42	67-70-70-69	276	3,700.00
Gonzalo Fernandez-Castano.....	T46	70-67-67-73	277	3,125.00
Chesson Hadley.....	T46	66-71-68-72	277	3,125.00
Blake Adams.....	T48	69-67-70-72	278	2,975.00
Seamus Power.....	T48	67-70-70-71	278	2,975.00
Spencer Levin.....	T50	67-67-74-72	280	2,850.00
Josh Teater.....	T50	71-66-68-75	280	2,850.00
Casey Wittenberg.....	T50	65-71-75-69	280	2,850.00
Dicky Pride.....	.53	67-69-76-70	282	2,770.00
Brett Stegmaier.....	.54	67-70-73-73	283	2,740.00
Ken Duke.....	.55	68-68-72-77	285	2,710.00

Web.com Tour Championship Past Champions



1993	David Duval	2001	Pat Bates	2009	Matt Every
1994	Mike Schuchart	2002	Patrick Moore	2010	Brendan Steele
1995	Allen Doyle	2003	Chris Couch	2011	Ken Duke
1996	Stewart Cink	2004	Nick Watney	2012	Justin Bolli
1997	Steve Flesch	2005	David Branshaw	2013	Chesson Hadley
1998	Bob Burns	2006	Craig Kanada	2014	Derek Fathauer
1999	Bob Heintz	2007	Richard Johnson	2015	Emiliano Grillo
2000	Spike McRoy	2008	Matt Bettencourt	2017	Jonathan Byrd