

## 2018 Houston Open Broadcast Window & Pre-Tournament Notes

# HOUSTON OPEN

EST. 1946



### ShotLink Keys to Victory for Russell Henley

Russell Henley moved from 52<sup>nd</sup> to 11<sup>th</sup> in the FedExCup standings with his victory at the 2017 Houston Open. Henley had one of the best recorded putting performances in the ShotLink era (since 2003) at the Golf Club of Houston. For the week, he converted 16 putts over 10 feet (1<sup>st</sup>), made over 541 total feet of putts (3<sup>rd</sup> best recorded in ShotLink era), and outperformed the field by over +12.5 total strokes on the greens with his putter (11<sup>th</sup> best Strokes Gained: Putting performance recorded on PGA TOUR).

#### Strokes Gained Statistics Russell Henley vs. The Field

Category	Rank	Average
Off-the-Tee	7 <sup>th</sup>	+1.070
Approach-the-Green	24 <sup>th</sup>	+0.588
Around-the-Green	26 <sup>th</sup>	+0.141
<b>Putting</b>	<b>1<sup>st</sup></b>	<b>+3.126</b>
Total	1 <sup>st</sup>	+4.924

63% of Russell's total strokes gained for the week came from his field leading performance on the greens. In total, he outperformed the field by +12.5 total strokes on the greens for the week

#### Strokes Gained: Putting Leaders 2017 Houston Open

Rank	Player	Total
1 <sup>st</sup>	<b>Russell Henley</b>	<b>+12.50</b>
2 <sup>nd</sup>	Michael Thompson	+10.01
3 <sup>rd</sup>	Zac Blair	+9.82
4 <sup>th</sup>	Andrew Loupe	+9.64
5 <sup>th</sup>	Rafael Campos	+9.08

#### Total Feet of Putts Made Leaders 2017 Houston Open

Rank	Player	Total
1 <sup>st</sup>	<b>Russell Henley</b>	<b>541' 10"</b>
2 <sup>nd</sup>	Zac Blair	505' 6"
3 <sup>rd</sup>	Harris English	473' 11"
4 <sup>th</sup>	Sung Kang	457' 0"
5 <sup>th</sup>	Hudson Swafford	451' 3"

Russell made about 35 more total feet of putts than the next best player for the week.

#### Most Total Feet of Putts Made in 4 Rounds PGA TOUR ShotLink Events since 2003

Year	Tournament	Player	Feet
2015	DEAN & DELUCA	Martin, Ben	551' 2"
2017	Wells Fargo Championship	Blair, Zac	546' 11"
<b>2017</b>	<b>Houston Open</b>	<b>Henley, Russell</b>	<b>541' 10"</b>
2014	Houston Open	Stefani, Shawn	541' 1"
2005	Wyndham Championship	Warren, Charles	537' 10"

**3<sup>rd</sup> Most Total Feet of Putts Made:** Henley's 541 feet of putts made is the third most recorded by ShotLink in four rounds on the PGA TOUR (since 2003).

## Course & Hole Statistics Golf Club of Houston

Last season there were 38-hole outs at the Golf Club of Houston, marking the third fewest total hole outs on single course, full field events.

### Courses with the Fewest Hole Outs PGA TOUR Last Season (Full Field - Single Course Events)

Rank	Course	Hole outs
1	Sedgefield Country Club	36
2	Erin Hills	37
<b>3</b>	<b>Golf Club of Houston</b>	<b>38</b>
4	TPC Scottsdale	48
5	Waialae Country Club	50

Last season, 31.86% (605 of 1,294) of the field went for the green in two shots at the Golf Club of Houston, marking the second lowest Going for the Green (GFG) percentage of any course. The field was a combined 229-under par when Going for the Green, 112 shots better than when laying up (-117). For the week, the Golf Club of Houston yielded 301 of 622 (48.39%) birdies or better when players elected to go for the green in two shots, marking the fourth lowest GFG – Birdie or Better percentage of any course in 2016-17.

### Courses with the Lowest GFG Percentage PGA TOUR Last Season

Rank	Course	%
1	Eagle Point Golf Club	29.64
<b>2</b>	<b>GC of Houston</b>	<b>31.86</b>
3	TPC San Antonio - AT&T Oaks	34.70
4	Innisbrook Resort (Copperhead)	37.68
5	Silverado Resort and Spa North	38.32

### Lowest GFG - Birdie or Better % PGA TOUR Last Season

Rank	Course	%
1	Eagle Point Golf Club	41.58
2	TPC River Highlands	47.62
3	TPC San Antonio - AT&T Oaks	48.21
<b>4</b>	<b>GC of Houston</b>	<b>48.39</b>
5	TPC Potomac at Avenel Farm	49.42

### Toughest Scrambling from Rough PGA TOUR Last Season

Rank	Course	%
1	Erin Hills	25.59
<b>2</b>	<b>GC of Houston</b>	<b>40.61</b>
3	Sedgefield CC	42.11
4	TPC Sawgrass	43.48
5	Bay Hill Club & Lodge	43.84

### Scrambling from Rough Leaders PGA TOUR Last Season

Rank	Player	%
1	Webb Simpson	69.1
2	Matt Kuchar	68.5
3	Gonzalo Fernandez-Castaño	67.4
4	Branden Grace	66.7
5	Pat Perez	65.6

### Scrambling Leaders 2017 Houston Open

Player	%
D.A. Points	100
Ryan Blaum	100
Charley Hoffman	100

**\*From Rough**

### Highest Average Feet of Putts Made / Rd PGA TOUR Last Season (Non-Majors)

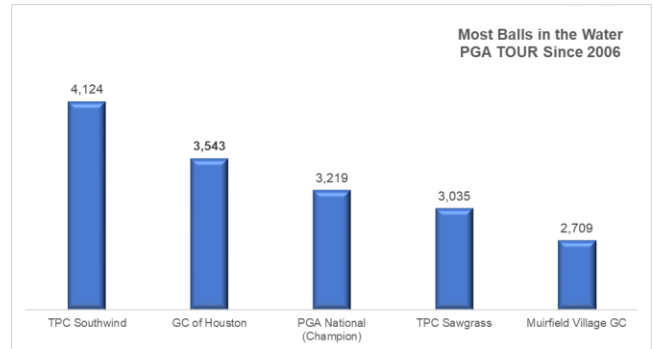
Rank	Course	Avg.
<b>1</b>	<b>GC of Houston</b>	<b>78' 9"</b>
2	PGA National (Champion)	77' 0"
3	Sea Island Resort (Seaside)	76' 5"
4	TPC Summerlin	76' 3"

Last season, the field averaged **78' 9"** of putts made per round at the Golf Club of Houston, marking the highest average feet of putts made per round of any course (non-majors).

Since 2006, **3,543** shots have found the water at the Golf Club of Houston. Only one course has more in this span (TPC Southwind 4,124).

**Most Balls in the Water  
PGA TOUR 2006-2017**

Course	# of Shots
TPC Southwind	4,124
<b>GC of Houston</b>	<b>3,543</b>
PGA National (Champion)	3,219
TPC Sawgrass	3,035
Muirfield Village GC	2,709



**Most Balls in the Water on 18<sup>th</sup> Hole  
PGA TOUR 2006-2017**

Course	# of Shots
TPC Southwind	665
<b>GC of Houston</b>	<b>624</b>
TPC Four Seasons Resort	623
TPC Sawgrass	581

Since 2006, the 18<sup>th</sup> hole at GC of Houston has yielded the second most balls in the water on the final hole on TOUR with **624** and is one of three courses with 600 or more shots finding the water on the 18<sup>th</sup> hole (TPC Southwind & TPC Four Season Resort) in this time frame.

Since 2006, Padraig Harrington has hit 40 balls in the water at the Golf Club of Houston, nine more than the next player (Mickelson, 31). Robert Garrigus has hit 11 balls in the water on the 18<sup>th</sup> hole at the GC of Houston, most of any player on this hole.

**Players with the Most Balls in the Water  
GC of Houston Since 2006**

Player	# of Shots
<b>Harrington, Padraig</b>	<b>40</b>
Mickelson, Phil	31
Romero, Andres	29
Walker, Jimmy	28
Bowditch, Steven	27
Hoffman, Charley	27
Baddeley, Aaron	26
Fowler, Rickie	26
Glover, Lucas	26
Cabrera, Angel	25
Garrigus, Robert	25
Taylor, Vaughn	24
Westwood, Lee	23
Van Pelt, Bo	22
Crane, Ben	22
Wagner, Johnson	22
Appleby, Stuart	22
Leonard, Justin	22

**Most Balls in the Water on 18<sup>th</sup> Hole  
GC of Houston Since 2006**

Player	# of Shots
<b>Garrigus, Robert</b>	<b>11</b>
Harrington, Padraig	10
Romero, Andres	9
Rollins, John	7
Appleby, Stuart	7
Glover, Lucas	7
Kim, Anthony	6
Mallinger, John	6
Leonard, Justin	6
Fowler, Rickie	6
Mickelson, Phil	6
Casey, Paul	5
Blixt, Jonas	5
Senden, John	5
DeLaet, Graham	5
Hoffman, Charley	5
Westwood, Lee	5
Weekley, Boo	5

**Scoring Breakdown After Hitting a Ball in Water  
18<sup>th</sup> Hole GC of Houston Since 2006**

Score	# of Times	%
Par	12	<b>1.9%</b>
Bogey	213	<b>34.1%</b>
Double Bogey or Worse	399	<b>63.9%</b>
Total Shots	624	

Since 2006, players have a 1.9% chance of making par on the 18<sup>th</sup> hole after hitting a ball in the water (12 of 624).

Phil Mickelson (2016, Rd 1) is the last player to make par on 18 after hitting a ball in the water on this hole.

## FedExCup Notes

Through week #19 of the PGA TOUR FedExCup season, we have had four different players hold the number one spot of the FedExCup standings. Current leader, Justin Thomas has held the top spot for the last five consecutive weeks since his win at the Honda Classic.

### Players Ranked #1 in FedExCup PGA TOUR This Season

Player	# of Weeks	Current Rank
Patton Kizzire	8	2 <sup>nd</sup>
Justin Thomas	5	1 <sup>st</sup>
Pat Perez	4	12 <sup>th</sup>
Brendan Steele	2	8 <sup>th</sup>

This season, Patton Kizzire has the most weeks in the number one position with a total of eight weeks.


**Biggest Improvement:** This season we have a total of seven players who have improved their position by over a hundred spots from where they were after week #19 of last season. Ryan Armour has improved a total of 153 positions compared to where he was at this time last season.

### Biggest Improvement At this Point (Thru week #19) Last Season vs. This Season

Player	Last Season	This Season	Improvement
Ryan Armour	189 <sup>th</sup>	36 <sup>th</sup>	+153
Ryan Palmer	200 <sup>th</sup>	65 <sup>th</sup>	+135
Tom Hoge	178 <sup>th</sup>	44 <sup>th</sup>	+134
Bubba Watson	123 <sup>rd</sup>	4 <sup>th</sup>	+119
Kevin Chappell	159 <sup>th</sup>	43 <sup>rd</sup>	+116
Brian Gay	149 <sup>th</sup>	41 <sup>st</sup>	+108
Xander Schauffele	142 <sup>nd</sup>	39 <sup>th</sup>	+103

Recent WGC-Dell Technologies Match play winner, Bubba Watson has improved 119 spots finding the top-five (currently 4<sup>th</sup>) of the FedExCup standings for the first time since week #15 of the 2015-16 PGA TOUR season, a span of **84** weeks.

**15:** The current top-30 of the FedExCup standings this season include 15 players who finished inside of the top-30 last season. **4:** Four players: Justin Thomas, Dustin Johnson, Jon Rahm & Justin Rose are the only players who rank inside the top-10. **2:** Justin Thomas & Dustin Johnson are the only two players who rank inside the top-5.



### Top-30 Breakdown Final Standings Last Season vs. Current Standings This Season

Stat	# of Players
Players Inside Top 5	2
Players Inside Top 10	4
Players Inside Top 30	15

### Finished Inside Top-5 of Final FedExCup Standings Last Season & Currently Inside Top-5 This Season

Player	2017 Finish	Currently
Justin Thomas	1 <sup>st</sup>	1 <sup>st</sup>
Dustin Johnson	4 <sup>th</sup>	5 <sup>th</sup>

## Broadcast Window Notes

### 2018 Houston Open *(featured groups)*

#### Russell Henley

Defending Houston Open champion, Russell Henley is set to make his sixth appearance at this event. Since 2013, Henley has made 46 putts over 10 feet (most), 98 total birdies (most), has 16 of 20 rounds (most) and is a combined 57-under par (best) at the GC of Houston.

#### Russell Henley

##### Performance at Houston Open Since 2013

Stat	Rank	Value
Score to Par	1 <sup>st</sup>	-57
Rounds Under Par	1 <sup>st</sup>	16
Total Birdies	1 <sup>st</sup>	98
Total Putts Made Over 10'	1 <sup>st</sup>	46

*\*Entering This Week*

#### Russell Henley



##### Putts Made Over 30' at GC of Houston

2013-2016	2017
5 of 84 (6.0%)	5 of 18 (27.8%)*

*\*Won in 2017*

From 2013 to 2016, Russell made only five putts over 30' (5 of 84) in his previous 288 holes at this event. En route to victory last season, Henley made 5 of 18 (27.8%) from this distance.

#### Most Under Par Houston Open Since 2013



Henley, Russell	Mickelson, Phil	Berger, Daniel	Howell III, Charles	Fowler, Rickie
-57	-34	-32	-32	-31

#### Most Total Feet of Putts Made PGA TOUR Winners Since 2003

Year	Event	Player	Rank	Total
2017	Houston Open	Henley, Russell	1 <sup>st</sup>	541' 10"
2014	BMW Championship	Horschel, Billy	1 <sup>st</sup>	498' 8"
2015	Sanderson Farms Champ.	Malnati, Peter	1 <sup>st</sup>	495' 7"
2003	Valero Texas Open	Armour III, Tommy	2 <sup>nd</sup>	490' 8"
2007	WM Phoenix Open	Baddeley, Aaron	1 <sup>st</sup>	483' 9"

Last season, Russell Henley made 541' 10" of putts en route to victory at this event, marking the most feet of putts made by a PGA TOUR winner in the ShotLink era (since 2003).

**27.8% from Outside 30 Feet:** Russell Henley made 5 of 18 (27.8%) putts from outside 30 feet en route to victory in 2017, marking the best putts made percentage from this distance by a PGA TOUR winner in the ShotLink era (*min 12 attempts*).

**67.8:** Russell Henley has final round scoring average of 67.8 at this event, marking the second lowest final round stroke average of any player (*min 3 rds*).

#### Lowest Final Round Scoring Average Houston Open Since 2006 (*min 3 Rds*)

Player	Avg.
Perez, Pat	67.3
<b>Henley, Russell</b>	<b>67.8</b>
Mcllroy, Rory	68.0

### Phil Mickelson

2011 Houston Open champion, Phil Mickelson is set to make his 14<sup>th</sup> start at this event. Mickelson currently ranks third in the FedExCup standings on the strength of one win (WGC-Mexico Championship), five top-10s and seven top-25s.

#### Phil Mickelson Seasons Ranked Inside/ Outside Top-30 Thru Week #19 Since 2007

Category	# of Seasons
Inside Top-30	8
Outside Top-30	3

This season, marks the ninth time (8 in last 11) in Mickelson's career ranking inside the top-30 of the standings through week #19. Phil has qualified for the TOUR Championship in all eight of the previous seasons when inside the top-30 at this point.

*\*Has finished inside top-30 in all 8 seasons*

#### Most Rounds Under Par GC of Houston Since 2006

Player	# of Rds
Mickelson, Phil	28
Hoffman, Charley	27
Mahan, Hunter	24
Wagner, Johnson	24
Howell III, Charles	23

**28 Rds:** Since 2006, Phil Mickelson has 28 rounds under par at the Golf Club of Houston, marking the most sub-par rounds of any player at this course.

**15** of his under-par rounds have been on the weekend at GC of Houston, most of any player.

#### Phil Mickelson Rounds Under Par at GC of Houston

Round	# of Rds	Rank
First 2 Rds	13	T5
<b>Last 2 Rds</b>	<b>15</b>	<b>1<sup>st</sup></b>

*\*Entering This Week*


**6 Rounds:** Since 2006, Phil Mickelson has six rounds of 67 or better at this course, t-most of any player.

#### Most Rounds of 67 or Better GC of Houston Since 2006



Mickelson, Phil

6



Hoffman, Charley

6



Wagner, Johnson

6



Bradley, Keegan

6

#### Best Score to Par Houston Open Since 2006

Player	Score to Par
Mickelson, Phil	<b>-65</b>
Henley, Russell	-57
Hoffman, Charley	-57
Stricker, Steve	-55
Mahan, Hunter	-51

*\*Entering this week*

Since 2006, Mickelson is a combined 65-under par at the GC of Houston, eight shots better than the next best players (R. Henley & C. Hoffman -57).

**172 Total Birdies:** Since 2006, Phil Mickelson has made 172 total birdies at the GC of Houston, second-most of any player and 26 more than the next best player.

#### Most Total Birdies Made GC of Houston Since 2006

Player	# of Birdies
Hoffman, Charley	178
<b>Mickelson, Phil</b>	<b>172</b>
Wagner, Johnson	146
Harrington, Padraig	141
Mahan, Hunter	140

*\*Entering this week*

## Justin Rose

Justin Rose is set to make his sixth appearance at the Houston Open. Rose currently ranks seventh in the FedExCup standings on the strength of four top-10 finishes including a win at the 2017 WGC-HSBC Champions.

### Justin Rose

#### FedExCup Ranks Entering Houston Open Since 2015

Season	Entering Houston Open	Season Finish
This Season	7 <sup>th</sup>	??
Last Season	17 <sup>th</sup>	9 <sup>th</sup>
2015-16	49 <sup>th</sup>	51 <sup>st</sup>
2014-15	206 <sup>th</sup>	8 <sup>th</sup>
2013-14	77 <sup>th</sup>	11 <sup>th</sup>

Entering the Houston Open, Justin Rose has ranked outside the top-30 in three of the last four seasons, finishing inside the top-30 in two of those three seasons. This season, marks only the second-time Rose has ranked inside the top-30 of the standings entering the Houston Open in this span.

This season, Justin Rose has been solid on the greens, ranking fifth in Strokes Gained: Putting and Birdie or Better Conversion %. Rose outperforms the TOUR by +1.022 strokes per round on the greens and makes birdie or better on 37.6% (91 of 242) of the holes when hitting the green in regulation.

### On the Greens

#### Justin Rose vs. PGA TOUR This Season

Stat	Rose Rank	Rose Value	TOUR Avg.
Strokes Gained: Putting	5 <sup>th</sup>	+1.022	---
One-Putt Percentage	3 <sup>rd</sup>	45.28%	38.68
Putting from 4-8'	8 <sup>th</sup>	78.95%	68.19
Birdie or Better Conversion %	5 <sup>th</sup>	37.60%	29.27

### Justin Rose - Holes Gaining/Losing Strokes

#### On the Greens PGA TOUR This Season

Holes Gaining Strokes	Holes Losing Strokes
87	55

This season, Justin Rose has outperformed the TOUR on 87 holes compared to 55 holes losing strokes on the greens.

### Scoring This Season

#### Justin Rose vs. PGA TOUR

Stat	Rose Rank	Rose Value	TOUR Avg.
Scoring Average	4 <sup>th</sup>	69.28	71.40
Birdie Average	6 <sup>th</sup>	4.70	3.52
<b>Back 9 Scoring Average</b>	<b>3<sup>rd</sup></b>	<b>34.70</b>	<b>35.75</b>
Par 4 Scoring Average	3 <sup>rd</sup>	3.92	4.06
Par 4 Birdie or Better Leaders	2 <sup>nd</sup>	22.50%	15.68

This season, Justin Rose has a Back 9 scoring average of 34.70, one and a half strokes better than the TOUR average (35.75).

### Matt Kuchar

Matt Kuchar is set to make his 10<sup>th</sup> start at the Houston Open. Kuchar is coming off his 96<sup>th</sup> career top-10 finish on the PGA TOUR (5<sup>th</sup> most top-10s since 2001). Matt currently ranks 81<sup>st</sup> in the FedExCup standings and has qualified for the TOUR Championship in eight of the previous 11 seasons in the FedExCup era (since 2007).

#### Most Seasons Qualifying for TOUR Championship in FedExCup Era (Since 2007)

Player	# of Seasons	FEC Rank Entering Week
Johnson, Dustin	9	5 <sup>th</sup>
Rose, Justin	8	7 <sup>th</sup>
<b>Kuchar, Matt</b>	<b>8</b>	<b>81<sup>st</sup></b>
Mickelson, Phil	8	3 <sup>rd</sup>
Furyk, Jim	8	147 <sup>th</sup>
Mahan, Hunter	8	136 <sup>th</sup>

Since 2007, Six players have qualified for the TOUR Championship in eight or more seasons.

Currently, three of the six players are ranked inside the top-10 of the FedExCup standings and Kuchar is one of three other players currently outside the position to qualify for the TOUR Championship.

#### Matt Kuchar Performance PGA TOUR Career

Stat	Value	%
Starts	410	
Wins	7	1.7%
<b>Top 10s</b>	<b>96</b>	<b>23.4%</b>
Top 25s	176	42.9%
Cuts Made	298	72.7%

### Steve Stricker

Coming off two wins on the PGA TOUR Champions, Steve Stricker is making his 16<sup>th</sup> appearance at the Houston Open. Stricker is seeking to become the first player to win on the PGA TOUR Champions and PGA TOUR in the same season since Fred Funk (2007).

#### Steve Stricker Rounds Breakdown PGA TOUR & PGA TOUR Champions This Season

Category	PGA TOUR	PGA TOUR Champions
Rounds in 60s	6	7
<b>Rounds Par or Better</b>	<b>10</b>	<b>9</b>
Rounds Over Par	2	0
<b>Score to Par</b>	<b>-18</b>	<b>-40</b>

In six combined starts on the PGA TOUR Champions and PGA TOUR, Steve Stricker is a combined 58-under par. Stricker has played 19 of 21 (90.5%) rounds of par or better and has only two over par rounds this season.

Steve Stricker leads the PGA TOUR Champions in several key statistics, hitting 80.86% of his greens in regulation and has a scoring average of 67.89.

#### Steve Stricker Key Stats PGA TOUR Champions This Season

Stat	Rank	Value
Greens in Regulation Pct.	1 <sup>st</sup>	80.86%
Putting Average	T3	1.679
Birdie Average	1 <sup>st</sup>	5.33
Scoring Average	1 <sup>st</sup>	67.89
Birdie or Better Pct.	1 <sup>st</sup>	31.48%



### Daniel Berger


Daniel Berger is set to make his fourth appearance at the Houston Open. Berger currently ranks 67<sup>th</sup> in the FedExCup standings, marking the second-time he has been outside the top-30 through week #19.

#### Daniel Berger Career FedExCup Ranks

Year	FedExCup Finish
<b>This Season</b>	<b>Currently 67<sup>th</sup></b>
Last Season	16 <sup>th</sup>
2015-16	26 <sup>th</sup>
2014-15	11 <sup>th</sup>

Daniel Berger is seeking to make it to the TOUR Championship for the fourth consecutive season. Berger is one of nine players to qualify for the TOUR Championship in each of the last three seasons.

#### Players Finishing Inside Top-25 at Houston Open Every Year Since 2015



With a T25 (2015), T5 (2016) and a 5<sup>th</sup> place finish in 2017, Daniel Berger is one of two players (Russell Henley) to finish inside the top-25 at this event in each of the last three years.



Berger, Daniel	Year	Henley, Russell
<b>T25</b>	2015	<b>4<sup>th</sup></b>
<b>T5</b>	2016	<b>T5</b>
<b>5<sup>th</sup></b>	2017	<b>WIN</b>

#### Strokes Gained: Tee-to-Green Leaders 2017 Houston Open

**+2.804:** Daniel Berger outperformed the 2017 Houston Open field by +2.804 strokes per round from tee to green, marking the second-best Strokes Gained: Tee-to-Green performance for the week (*Fowler*, +3.102).

Player	Rank	Avg.
Fowler, Rickie	1 <sup>st</sup>	+3.102
<b>Berger, Daniel</b>	<b>2<sup>nd</sup></b>	<b>+2.804</b>
List, Luke	3 <sup>rd</sup>	+2.417
Stanley, Kyle	4 <sup>th</sup>	+2.228
Bradley, Keegan	5 <sup>th</sup>	+2.135

### Jordan Spieth

Jordan Spieth currently ranks 57<sup>th</sup> in the FedExCup standings, marking just the second season ranking outside the top-15 of the standings through week #19 (2013-63<sup>rd</sup>).

#### Jordan Spieth PGA TOUR Career Since 2013

Stat	Value	Rank on TOUR
Wins	11	T1
Top 5s	35	1 <sup>st</sup>
Top 10s	54	1 <sup>st</sup>
Top 25s	89	1 <sup>st</sup>

Since the start of 2013, only Dustin Johnson has as many wins as Jordan Spieth. In 127 starts, Jordan Spieth has the most top-5s (35), top-10s (54) and top-25s (89) of any player on TOUR.

This season, Jordan Spieth is missing 4.7% more of putts from 10-15 feet and from inside 10 feet, Spieth is missing 1.93% more compared to last season. From Inside five feet, Jordan Spieth misses a putt every 30 holes played this season compared to one in every 45 holes played last season.

#### Jordan Spieth - Percentage of Putts Missed PGA TOUR Last Season vs. This Season

Category	2017	2018	+/-
Inside 10'	12.73%	14.66%	+1.93%
10-15'	71.67%	76.36%	+4.70%
15-20'	79.34%	86.96%	+7.62%
Outside 20'	89.18%	92.04%	+2.85%

#### Jordan Spieth - Holes Player Per Putt Missed Inside 5' PGA TOUR Last Season vs. This Season

Season	Last Season	This Season
Holes Played	1,530	486
Total Putts Missed	34	16
<b>Putts Missed / Hole</b>	<b>45</b>	<b>30</b>

### Jhonattan Vegas

Jhonattan Vegas is set to make his eighth start at the Houston Open. Vegas currently ranks 77<sup>th</sup> in the FedExCup standings on the strength of one top-10 (Sentry TOC T7) and four top-25s.

#### Jhonattan Vegas First 3 Starts vs Last 3 Starts at GC of Houston Open

Stat	First 3 Starts	Last 3 Starts
Score to Par	+9	-17
Rounds Under Par	3	9
Rounds Over Par	5	3
Scoring Average	72.90	70.58

In his last three starts at the GC of Houston, Jhonattan Vegas is a combined 17-under par, 28 shots better than his first three starts at this course.

### Chris Stroud

Chris Stroud is set to make his 13<sup>th</sup> appearance at the Houston Open. Stroud currently ranks 135<sup>th</sup> in the FedExCup standings.



#### Chris Stroud On the Green Ranks PGA TOUR Last Season vs. This Season

Stat	Last Season	This Season
Strokes Gained: Putting	134 <sup>th</sup>	<b>12<sup>th</sup></b>
One-Putt Pct.	77 <sup>th</sup>	<b>40<sup>th</sup></b>
Putting from 10-15'	173 <sup>rd</sup>	<b>T19</b>
Putting from Outside 25'	T63	<b>4<sup>th</sup></b>

This season, Chris Stroud has improved in his on the green performance, ranking fourth in Putting from outside 25' and 12<sup>th</sup> in SG: Putting compared to T63 and 134<sup>th</sup> respectively last season.

**10.53% from Outside 25':** Chris Stroud has made just over one out of every 10 attempts from outside 25 feet. Stroud has made 10 of 95 (10.53%) when putting from this distance, ranking fourth on TOUR this season.

#### Putting from Outside 25 Feet Leaders PGA TOUR This Season



Player	Matthew Fitzpatrick	Luke Donald	Michael Thompson	Chris Stroud	K.J. Choi
% Made	14.71	11.7	10.99	<b>10.53</b>	9.84
Rank	1 <sup>st</sup>	2 <sup>nd</sup>	3 <sup>rd</sup>	<b>4<sup>th</sup></b>	5 <sup>th</sup>

### Rickie Fowler

2015 PLAYERS Champion, Rickie Fowler is set to make his seventh start at the Houston Open. Fowler currently ranks 28<sup>th</sup> in the FedExCup standings on the strength of two top-10s (OHL Classic - 2<sup>nd</sup>, Sentry TOC - T4) and four top-25 finishes.

#### Past PLAYERS Champion Featured Grouping Current FedExCup Rank Entering Houston Open



	<b>Stenson, Henrik</b>	<b>Kaymer, Martin</b>	<b>Fowler, Rickie</b>
<b>Year Won</b>	2009	2014	<b>2015</b>
<b>FEC Rank Entering Week</b>	53 <sup>rd</sup>	224 <sup>th</sup>	<b>28<sup>th</sup></b>

#### Players Opening Houston Open with 64 or Better Since 2006

<b>Year &amp; Player</b>	<b>Evt Finish</b>
<b>2017-Fowler, Rickie</b>	<b>T3</b>
2016-Hoffman, Charley	T33
<b>2015-Piercy, Scott</b>	<b>10<sup>th</sup></b>
<b>2013-Points, D.A.</b>	<b>WIN</b>
2011-Walker, Jimmy	T30
<b>2008-Wagner, Johnson</b>	<b>WIN</b>
2008-Scott, Adam	W/D

Last season, Fowler opened with a 64 becoming the seventh player to open this event with a 64 or better (since 2006). Four of the seven players have finished inside the top-10.

Rickie Fowler is solid in the first two rounds of the Houston Open compared to his third and final rounds. Fowler has made the cut in every appearance (6) at this event. Rickie is a combined 31-under par in the first two rounds at this event, marking the second-best score to par of any player since 2006.

#### Rickie Fowler First 2 Rds vs. Last 2 Rds at the Houston Open

<b>Stat</b>	<b>First 2</b>	<b>Last 2</b>
Rounds Par or Better	<b>12</b>	<b>6</b>
Birdies or Better	<b>59</b>	<b>46</b>
Bogeys or Worse	<b>22</b>	<b>42</b>
Score to Par	<b>-31</b>	<b>+7</b>
Scoring Average	<b>69.4</b>	<b>72.6</b>

#### Lowest Score to Par First 2 Rds at GC of Houston Since 2006

<b>Player</b>	<b>Rd 1</b>	<b>Rd 2</b>	<b>Total</b>
Hoffman, Charley	-30	-21	-51
<b>Fowler, Rickie</b>	<b>-20</b>	<b>-11</b>	<b>-31</b>
Mickelson, Phil	-20	-9	-29
Points, D.A.	-28	Even	-28
DeLaet, Graham	-19	-8	-27
Henley, Russell	-9	-18	-27

### Henrik Stenson

2009 PLAYERS Champion, Henrik Stenson is set to make his seventh appearance at the Houston Open. Stenson currently ranks 53<sup>rd</sup> in the FedExCup standings, moving 35 positions to inside the top-70 over the last two weeks (88<sup>th</sup> to 53<sup>rd</sup>).

#### Henrik Stenson Career Performance at Houston Open

Stat	Value
Starts	6
2 <sup>nd</sup> 's or 3 <sup>rd</sup> 's	3
Scoring Average	70.23
Score to Par	-39

Henrik Stenson has finished second or third in three of his six previous starts (50.0%) at this event.

#### Henrik Stenson Career at Houston Open

Year	Finish
2017	MC
<b>2016</b>	<b>2<sup>nd</sup></b>
2014	T54
<b>2013</b>	<b>T2</b>
2012	T21
<b>2009</b>	<b>T3</b>

#### Best Rounds Under Par Percentage PGA TOUR This Season (Min 4 Rds)



This season, Henrik Stenson has played 80.0% (8 of 10) of his rounds under par, tying Dustin Johnson for the best rounds under par percentage of any player (min 4 rounds).

Stenson, Henrik	Johnson, Dustin	Mickelson, Phil
80.0%	80.0%	77.4%

\*Entering this week

### Martin Kaymer

2014 PLAYERS Champion, Martin Kaymer is set to make his fifth start at the Houston Open and third start of the 2017-18 PGA TOUR season. Kaymer currently ranks 224<sup>th</sup> in the FedExCup standings.

Martin Kaymer has played six of his 10 rounds under par at the GC of Houston. Three of his four rounds over par have come in the second round at this event. Kaymer has made birdie or better on 25% of the par 5s (10 of 40) at the GC of Houston and only made birdie or better on 15% (6 of 40) of the par 3s at this course.

#### Martin Kaymer Career Performance at Houston Open

Stat	Value
Rounds Under Par	6
Rounds Over Par	4

#### Martin Kaymer Birdie or Better % at GC of Houston by Par

Par Value	Birdie or Better
3	15.0%
4	17.0%
<b>5</b>	<b>25.0%</b>