

2018 RBC Heritage Broadcast Window & Pre-Tournament Notes



ShotLink Keys to Victory for Wesley Bryan

Wesley Bryan became the first South Carolina born player to win the RBC Heritage. Bryan made four consecutive birdies on holes 4 thru 7 marking the first time he had made four consecutive birdies in a round in his PGA TOUR career. Wesley Bryan moved up 45 positions in the FedExCup standings moving from 59th to 14th in the FedExCup standings. Bryan was the second biggest mover of the week to Luke Donald who moved up 91 positions.

Strokes Gained Statistics Wesley Bryan vs. The Field

Category	Rank	Average
Off-the-Tee	67 th	-0.814
Approach-the-Green	2nd	+2.113
Around-the-Green	10 th	+0.709
Putting	11 th	+0.945
Total	1 st	+2.953

72% of Wesley's total strokes gained for the week came from his performance on approach shots. In total, he outperformed the field by +8.4 total strokes on approaches for the week.

Despite only hitting 31 of 56 fairways for the week, Wesley Bryan was solid on his approach shots averaging 35' 4" to the hole in Proximity to the hole and gained +2.113 strokes per round in SG: Approach-the-Green.

Wesley Bryan Approach the Green vs. RBC Heritage Field

Stat	Bryan	Field
Strokes Gained: Approach	+2.113 (2 nd)	---
Greens in Regulation	55.56% (T66)	61.46
Proximity to Hole	29' 11" (7 th)	35' 4"
Fairway Proximity	24' 2" (4 th)	30' 5"
Approaches 125-150	14' 6" (5 th)	22' 8"

Harbour Town GL is known for their small greens yielding just 61.46% of greens in regulation for the field. When in the fairway, Bryan took advantage averaging over 6 feet closer than the field average of 30' 5". Bryan found his mark hitting his last 6 consecutive GIR's.

Wesley Bryan hit just 40 Greens in Regulation marking the fewest number of greens hit by a winner at this event since Boo Weekley hit 40 at the 2007 RBC Heritage. Bryan's 40 total greens in regulation marked the fewest number of Greens hit by a winner on TOUR last season.

Fewest Greens in Regulation Hit by a Winner RBC Heritage (Since 1980)

Year	Player	Rank	%	Greens Hit
1986	Zoeller, Fuzzy	21	52.78	38
2017	Bryan, Wesley	T66	55.56	40
2007	Weekley, Boo	39	55.56	40
2006	Baddeley, Aaron	51	55.56	40
1980	Tewell, Doug	12	55.56	40
1988	Norman, Greg	32	56.94	41

Fewest Greens in Regulation by PGA TOUR Winner Last Season

Player & Event	%	Greens Hit
Bryan, Wesley - RBC Heritage	55.56	40
Kim, Si Woo - THE PLAYERS	62.50	45
Thomas, Justin - PGA Champ.	62.50	45
Harman, Brian - Wells Fargo	63.89	46
Fowler, Rickie - Honda Classic	66.67	48

Course & Hole Statistics Harbour Town GL

Last season, Harbour Town GL had the shortest Driving Distance (All Drives) on single course PGA TOUR events, with the field averaging **273.4** yards from the tee. Just over one out of every 10 (**10.84%**) drives went over 300 yards off the tee, marking the third lowest percentage of drives over 300 yards of any course in the 2016-17 PGA TOUR season

Courses with the Shortest Drives (All Drives) PGA TOUR Last Season

Rank	Course	Dist.
1	Harbour Town GL	273.4
2	Innisbrook Resort (Copperhead)	273.6
3	PGA National (Champion)	275.8
4	Silverado Resort & Spa North	276.9
5	Bay Hill Club & Lodge	278.1

**Single course events*

Lowest Percentage of Drives Over 300 Yards PGA TOUR Last Season (All Drives)

Rank	Course	%
1	Harbour Town GL	10.84
2	PGA National (Champion)	15.52
3	GC of Houston	15.56
4	Silverado Resort & Spa North	17.01
5	Riviera CC	18.46

**Single course events*

Ryan Palmer led the field in Driving Distance (All drives), averaging 284.6 yards off the tee en route to a T11 finish at the 2017 RBC Heritage. Last season, Ryan Palmer and Bud Cauley led the field with 15 total drives over 300 yards at Harbour Town GL.

Driving Distance (All Drives) Leaders 2017 RBC Heritage

Rank	Player	Distance
1	Ryan Palmer	284.6
2	Steve Marino	283.3
3	Charles Howell III	282.9
4	Bud Cauley	282.3
5	Lucas Glover	282.1

**Field Avg: 273.4*

Most Drives 300+ Yards 2017 RBC Heritage

Rank	Player	# of Drives
1	Ryan Palmer	15
1	Bud Cauley	15
3	Cameron Smith	14
4	Jason Dufner	13
4	Andrew Johnston	13

Harbour Town GL Greens in Regulation Percentage Since 2012

Year	Rank	%
Last Season	16 th	61.46
2015-16	2 nd	54.90
2014-15	10 th	61.21
2013-14	2 nd	56.21
2013	1 st	57.15
2012	3 rd	53.58

Since 2012, the greens at Harbour Town GL have ranked inside the top 10 toughest greens to hit on TOUR in five of the last six seasons. Last season, players hit the green in regulation on 61.46% (4,547 of 7,398) of the holes played at Harbour Town GL.

In 2013, players only hit 57.15% of the greens in regulation, ranking as the toughest greens to hit on TOUR for that season.

Last season, players salvaged par 1,837 of 2,851 (64.43%) of the time when missing the green, marking the second easiest Scrambling percentage of any course (Full Field – Single Course Events). Players averaged 8' 4" in proximity to the hole from greenside bunkers, marking the second shortest greenside bunker proximity of any single course event on TOUR during the 2016-17 PGA TOUR season.

**Easiest Scrambling Percentage
(Full Field - Single Course Event) PGA TOUR Last Season**

Rank	Course	%
1	Conway Farms GC	66.41
2	Harbour Town GL	64.43
3	Glen Abbey GC	63.04
4	Riviera CC	62.71
5	Waialae CC	62.52

**Shortest Proximity to Hole - Greenside Bunkers
PGA TOUR Last Season**

Rank	Course	%
1	Colonial CC	8' 0"
2	Harbour Town GL	8' 4"
3	Glen Abbey GC	8' 6"
4	Silverado Resort and Spa North	8' 8"
5	Waialae CC	8' 11"
5	TPC Southwind	8' 11"

**Single course events*

Last season, players managed to one-putt 42.97% (3,179 of 7,398) on the greens at Harbour Town GL, marking the third highest one-putt percentage of any course. Luke Donald led the 2017 RBC Heritage field, recording one-putts on 55.56% (40 total one putts) of 72 holes played for the week. 2017 RBC Heritage winner, Wesley Bryan recorded a one-putt on 54.17% (39 of 72) of the holes played en route to victory.

**Courses with the Highest One-Putt %
PGA TOUR Last Season**

Rank	Course	%
1	Conway Farms GC	44.69
2	Glen Abbey GC	43.77
3	Harbour Town GL	42.97
4	TPC San Antonio - AT&T Oaks	42.89

**Single Course events*

**Highest One-Putt Percentage
2017 RBC Heritage**

Rank	Player	%	Evt. Finish
1	Luke Donald	55.56	2nd
T2	Wesley Bryan	54.17	WIN
T2	Anirban Lahiri	54.17	T44
T2	Brian Stuard	54.17	T56

**Courses with the Lowest 3-Putt Percentage
PGA TOUR Last Season**

Rank	Course	%
1	Conway Farms GC	1.63
2	East Lake GC	1.85
3	Harbour Town GL	2.03
4	PGA National (Champion)	2.14

**Single Course events*

Harbour Town GL produced 150 three-putts in 7,398 holes played, marking the third lowest 3-putt percentage of any single course event on TOUR (2.03%).

26 players, including the defending RBC Heritage winner, Wesley Bryan played all 72 holes at Harbour Town GL without recording a three-putt at this event in 2017.

Easiest Fairways to Hit on TOUR Since 2007

Course	Hole	Pct.
Harbour Town GL	18th	94.27
Plantation Course at Kapalua	5 th	92.07
Plantation Course at Kapalua	18 th	89.68
Pebble Beach GL	8 th	88.04

**min 5 years played*

The 18th hole at Harbour Town GL historically has one of the largest and easiest fairways to hit on TOUR. Since 2007, the 18th hole is the easiest fairway to hit on TOUR with 94.27% of tee shots finding the fairway.

FedExCup Notes

Through week #21 of the PGA TOUR season we have had four different players lead the FedExCup standings. Current leader, Justin Thomas has held the top spot for the last seven consecutive weeks. Patton Kizzire, with a win, is the only player that could overtake Justin Thomas for the #1 position in the FedExCup standings.

Players Ranked #1 in FedExCup PGA TOUR This Season

Player	# of Weeks	Current Rank
Patton Kizzire	8	2 nd
Justin Thomas	7	1 st
Pat Perez	4	15 th
Brendan Steele	2	12 th

This season, Patton Kizzire has the most weeks in the number one position with a total of eight weeks.

This season, 440 FedExCup points separate Justin Thomas (1st) from Patton Kizzire (2nd), marking the largest point differential between the #1 and #2 players in the standings after the Masters since 2009.

Largest Difference Between #1 and #2 Position in FedExCup Through Masters Since 2009

Year	#1 Position	#2 Position	Difference
This Season	1,769	1,329	-440
2016	1,731	1,295	-436
2013	1,740	1,387	-353
2015	2,009	1,680	-329
2010	1,396	1,140	-256

Largest Improvement in FedExCup Standings Entering RBC Heritage Last Season vs. This Season

Player	Last Season	This Season	Difference
Chesson Hadley	217th	26th	+191
Ryan Armour	190 th	40 th	+150
Tom Hoge	180 th	48 th	+132
Ryan Palmer	201 st	76 th	+125
Ian Poulter	149 th	25 th	+124
Bubba Watson	124 th	3 rd	+121
Brian Gay	151 st	47 th	+104

Biggest Improvement: This season we have a total of seven players who have improved their position by over a hundred spots from where they were entering the RBC Heritage last season. Chesson Hadley has improved a total of 191 positions compared to where he was at this time last season.

Justin Thomas (1st), Jon Rahm (6th), Dustin Johnson (7th) and Justin Rose (8th) are the only four players that were inside the top 10 of the FedExCup standings entering the RBC Heritage both last season and this season.



	Justin Thomas	Jon Rahm	Dustin Johnson	Justin Rose
This Season	1 st	6 th	7 th	8 th
Last Season	3 rd	4 th	1 st	9 th

Broadcast Window Notes

2018 RBC Heritage (featured groups)

Ian Poulter

Ian Poulter is set to make his eighth start at the RBC Heritage. Poulter currently ranks 25th in the FedExCup standings on the strength of one win (Houston Open) and three top-25 finishes, marking the first time Ian has ranked inside the top-30 in the standings in consecutive weeks since weeks #11 & #12 of the 2013-14 PGA TOUR season.

Biggest FedExCup Movement by a Winner This Season

Player	Event	Started	Finished	Movement
Rory McIlroy	Arnold Palmer INVTL	178 th	24 th	+154
Bubba Watson	Genesis Open	166 th	18 th	+148
Ted Potter, Jr.	AT&T Pebble Beach	117 th	15 th	+102
Ian Poulter	Houston Open	109th	20th	+89

Poulter moved from 109th to 20th in the FedExCup standings with his 2018 Houston Open victory, marking the 4th biggest move in the FedExCup by a winner this season.

Poulter has made the cut in all seven of his previous starts at this event but has struggled on the weekends compared to his first two rounds at Harbour Town GL. Ian Poulter has a 69.71 scoring average in the first two rounds at Harbour Town GL, three strokes better than his weekend scoring average (72.79).

Ian Poulter

First 2 Rounds vs Last 2 Rounds at Harbour Town GL

Stat	First 2 Rds	Last 2 Rds
Scoring Average	69.71	72.79
Rounds in 60s	6	2
Rounds Over Par	4	9
Score to Par	-18	+25

In the first two rounds, Poulter has recorded six rounds in the 60s, only four rounds over par and is a combined 18-under compared to only two rounds in the 60s, nine over-par rounds and a combined 25-over on the weekend at Harbour Town GL.

Since 1983, no player has started there round in a further position after an opening round on the PGA TOUR than Ian Poulter. Ian Poulter came back from an opening round 73 and in the T-123rd position going on to shoot 20-under par in his final 54 holes marking the 30th winner on TOUR to play his final 54-holes 20-under par or better (stroke-play events).

Highest Opening Round Position by a Winner PGA TOUR Since 1983 (Stroke-Play Events)

Year	Tournament	Player	Position
2018	Houston Open	Poulter, Ian	T123
1986	Shriners Hospitals	Norman, Greg	T115
2018	Farmers Insurance Open	Day, Jason	T113
1989	CareerBuilder Challenge	Jones, Steve	T112
2007	Valspar Championship	Calcavecchia, Mark	T112

Ian Poulter's win marked the second player this season who has come from over the 100th position after the opening round of a stroke-play event on TOUR and has gone onto to win.

Ian Poulter ranked third in the field for Strokes Gained: Approach-the-Green, outperforming the field by a total of +1.807 strokes per round en route to his victory at the 2018 Houston Open.

Ian Poulter Career Best SG: Approach-the-Green PGA TOUR (4-round event where lasers were used)

Ian's +1.807 strokes per round performance in SG: Approach-the-Green marked his career best performance in this category on the PGA TOUR.

Year	Tournament	Rank	Average
2018	Houston Open	3rd	+1.807
2017	THE PLAYERS	3 rd	+1.773
2017	AT&T Byron Nelson	6 th	+1.738
2009	Fort Worth Invitational	3 rd	+1.680
2011	Sentry Tournament of Champions	2 nd	+1.621

Paul Casey


Paul Casey is set to make his fifth appearance at the RBC Heritage. Casey currently ranks 10th in the FedExCup standings on the strength of three top-10s, including one win (Valspar Championship) and eight top-25 finishes. This season marks the third time Paul Casey has ranked inside the top-30 of the standings in the last four seasons, qualifying for the TOUR Championship in each of the last three seasons.

Paul Casey FedExCup Ranks Through Week #21 vs. Season Finish Since 2014

Season	Thru Week #21	Season Finish
This Season	10 th	??
Last Season	24 th	11 th
2015-16	55 th	5 th
2014-15	27 th	13 th

Since the start of the 2013-14 PGA TOUR season, Paul Casey has outperformed the TOUR by +201.80 total strokes on all approach shots, best of any player.

Most Total Strokes Gained on Approach Shots Since Start of 2013-14 PGA TOUR Season



Player	Casey, Paul	Matsuyama, Hideki	Cink, Stewart	Furyk, Jim	Simpson, Webb
Total	+201.80	+200.87	+170.86	+169.64	+160.66

**Entering This Week*

Paul Casey has recorded four final rounds of 66 or better this season, most of any player. Casey has finished each of those four events inside the top 15, including his win at the Valspar Championship.

Paul Casey Final Round Movement when shooting 66 or Better This Season

Event	Position Entering	Score	Tournament Finish
	Final Rd		
CIMB Classic	T-21	65	T-7
WGC-Mexico Championship	T-26	66	T-12
Valspar Championship	T-11	65	Won
Masters Tournament	T-30	65	T-15

Davis Love III

Five-time RBC Heritage champion, Davis Love III is set to make his 30th appearance at this event. Davis' five wins at the RBC Heritage is his most wins at a PGA TOUR event. Eight of Davis' 21 career TOUR titles have come in the states of North Carolina and South Carolina, marking the most TOUR wins in the Carolinas by any player since 1983.

Davis Love III Most Wins at a PGA TOUR Event

Event	# of Wins	# of Starts
RBC Heritage	5	29
Wyndham Championship	3	22
THE PLAYERS Championship	2	29
AT&T Pebble Beach Pro-Am	2	29
The INTERNATIONAL	2	16

Most PGA TOUR Wins in the Carolinas Since 1983

Player	# of Wins
Love III, Davis	8
Furyk, Jim	3
McIlroy, Rory	3
Stewart, Payne	3

Most Rounds in 60s Harbour Town GL Since 1986

Player	# of Rds
Love III, Davis	47
Furyk, Jim	31
Hoch, Scott	27
Mayfair, Billy	26
Funk, Fred	26
Estes, Bob	26

Since 1986, Davis Love III has carded 47 rounds in the 60s, most of any player at Harbour Town GL in this timeframe.

Since 1986, Davis Love III has 59 under par rounds at Harbour Town GL, 22 more rounds than the next best player.

Most Under Par Rounds Harbour Town GL Since 1986

Player	# of Rds
Love III, Davis	59
Lehman, Tom	37
Tway, Bob	37
Furyk, Jim	37
Hoch, Scott	37

Brandt Snedeker

The 2011 RBC Heritage champion, Brandt Snedeker is set to make his 13th start at this event. Snedeker currently ranks 132nd in the FedExCup standings and marks only the second season ranking outside the top-125 through week #21 since 2009.

Most Rounds of 64 or Better PGA TOUR Since 2011

Player	# of Rds
Snedeker, Brandt	23
Simpson, Webb	23
Palmer, Ryan	21
Walker, Jimmy	20
Johnson, Dustin	19
Johnson, Zach	19
Spieth, Jordan	18
Kirk, Chris	18

Since the start of the 2011 PGA TOUR season Brandt Snedeker and Webb Simpson each have 23 rounds of 64 or better. Their 23 rounds of 64 or better is two clear of the next best player: Ryan Palmer with 21.

In this timeframe, Brandt Snedeker is one of four players with multiple rounds of 64 or better at Harbour Town GL.


Most Rounds of 64 or Better at Harbour Town GL Since 2011

Player	# of Rds
Snedeker, Brandt	2
Kisner, Kevin	2
Furyk, Jim	2
Kuchar, Matt	2

**Entering This Week*

Past FedExCup Champions in RBC Heritage Field

2012 FedExCup champion, Brandt Snedeker is one of four past FedExCup champions in the field this week.



Player	Year Won
Jim Furyk	2010
Bill Haas	2011
Brandt Snedeker	2012
Billy Horschel	2014

Cameron Smith

Cameron Smith is set to make his third appearance at the RBC Heritage. Smith currently ranks 22nd in the FedExCup standings on the strength of five top-10s, including two consecutive top-five finishes at the WGC-Dell Technologies Match Play and at the Masters last week.

Most Top-5 Finishes Without a Win PGA TOUR This Season

Player	# of Starts	# of Top 5s	%
Harman, Brian	12	5	41.67%
Smith, Cameron	11	4	36.36%
Hadley, Chesson	13	4	30.77%

Cameron Smith is one of three players who have recorded four or more top 5s this season without a win. Smith has finished inside the top-five in 36.36% of his starts this season (4 of 11).

Cameron Smith has ranked inside the top 30 of the FedExCup standings 20 of 21 weeks so far this season (95.2%). In his first two seasons of the FedExCup (85 total weeks), Smith spent eight of the 85 weeks ranked inside the top-30 (9.4%).

Cameron Smith Weeks Ranked Inside Top-30 FedExCup First 2 Season vs. This Season

First 2 Seasons	This Season
8 of 85 (9.4%)	20 of 21 (95.2%)

Xander Schauffele

2017 PGA TOUR rookie of the year, Xander Schauffele is set to make his first start at the RBC Heritage. Xander Schauffele currently ranks 46th in the FedExCup standings, 100 positions lower than his position through week #21 last season (146th).

Players to Win RBC Heritage in First Appearance Since 2000

Player	Year
Bryan, Wesley	2017
Weekley, Boo	2007
Coceres, José	2001
Cink, Stewart	2000

Since 2000, four RBC Heritage winners have won making their first start at the event and the last to accomplish this feat was Wesley Bryan last season.

This season, Xander Schauffele is one of 14 players to averaging over 300 yards off the tee on all drives. Schauffele ranks fifth in this category, averaging 304.3 yards off the tee on all drives, 18.8 yards longer than the TOUR average (285.5).

Driving Distance - All Drives Leaders PGA TOUR This Season

Rank	Player	Distance
1	Dustin Johnson	312.7
2	Jon Rahm	312.0
3	Bubba Watson	307.3
4	Kevin Chappell	304.4
5	Xander Schauffele	304.3

*TOUR Avg: 285.5

Graeme McDowell

The 2013 RBC Heritage champion, Graeme McDowell is set to make his ninth start at this event. McDowell currently ranks 121st in the FedExCup standings. McDowell is seeking to qualify for the FedExCup Playoffs for the sixth time in his PGA TOUR career.

Graeme McDowell Career Best Scrambling Performance in a PGA TOUR Event

Year	Tournament	Rank	%	Par or Better	Missed GIR	Event Finish
2013	WGC-HSBC Champions	1	84.62	11	13	3 rd
2005	AT&T Pebble Beach Pro-Am	1	84.21	16	19	8 th
2017	RBC Heritage	4	80.65	25	31	T29
2013	RBC Heritage	1	79.17	19	24	WIN
2013	Arnold Palmer Invitational	2	78.79	26	33	T45

Graeme McDowell managed to salvage par on 19 of 24 (79.17%) holes when missing the green in regulation, marking his fourth-best Scrambling performance in an event on the PGA TOUR.

Graeme McDowell has managed to salvage par 66.83% of the time when missing the greens at Harbour Town GL, his best Scrambling percentage of any event on TOUR (min 33 missed greens).

Graeme McDowell - Best Scrambling Performance in an Event PGA TOUR Career (min 33 missed greens)

Event	%
RBC Heritage	66.83
The RSM Classic	65.79
Dell Technologies Champ.	65.31

On the greens, McDowell outperformed the field by +1.479 strokes per round in Strokes Gained: Putting en route to his victory at the 2013 RBC Heritage. McDowell's +1.479 performance marked his 10th best Strokes Gained: Putting performance in an event on TOUR (four measured rounds).

Graeme McDowell Scrambling & SG: Putting Performance - 2013 RBC Heritage

Stat	Value	Career Rank
Scrambling	79.17%	4 th Best
Strokes Gained: Putting	+1.479	10 th Best

Kevin Kisner

Kevin Kisner is set to make his sixth appearance at the RBC Heritage. Kisner currently ranks 30th in the FedExCup standings on the strength of two top-10s (The RSM Classic, T4 & WGC-Dell Technologies Match Play, 2nd) and four top-25 finishes.

Players to Qualify for TOUR Championship in Each of Last 3 Seasons

Player	2014-15	2015-16	Last Season
Spieth, Jordan	WIN	9 th	2 nd
Johnson, Dustin	7 th	2 nd	4 th
Matsuyama, Hideki	16 th	13 th	8 th
Casey, Paul	13 th	5 th	11 th
Kisner, Kevin	21st	23rd	12th
Kuchar, Matt	19 th	18 th	14 th
Berger, Daniel	11 th	26 th	16 th
Day, Jason	3 rd	6 th	18 th
Reed, Patrick	12 th	3 rd	22 nd

Kevin Kisner has finished 21st (2014-15), 23rd (2015-16) and 12th (Last Season) in the final FedExCup standings.

Kisner is one of nine players to qualify for the TOUR Championship in each of the last three seasons.

Since the start of the 2015-16 PGA TOUR season, Kevin Kisner has outperformed the TOUR by +99.85 total strokes on the greens, second-most strokes gained of any player. Kisner is one of three players to rank inside the top 20 in Strokes Gained: Putting in each of the last three seasons.

Total Strokes Gained Putting Since Start of 2015-16 PGA TOUR Season

Player	Total
Harman, Brian	+112.74
Kisner, Kevin	+99.85
Day, Jason	+91.79
Malnati, Peter	+89.98
Mickelson, Phil	+87.03

Players Ranked Inside Top 20 in Strokes Gained: Putting Each of Last 3 Seasons

Player	2015-16	Last Season	This Season
Harman, Brian	15 th	5 th	7 th
Kisner, Kevin	3rd	20th	8th
Malnati, Peter	14 th	T16	T14

Jim Furyk

Two-time RBC Heritage champion (2010 & 2015) and 2010 FedExCup champion, Jim Furyk is set to make his 19th start at this event. Furyk is a combined 75-under par at this event, marking the best score to par of any player since 1986.

Most Under Par RBC Heritage Since 1986

Player	Score to Par
Furyk, Jim	-75
Love III, Davis	-72
Lehman, Tom	-70
Donald, Luke	-63
Stewart, Payne	-54

9 Rds of 66 or Better: Since 1996, Jim Furyk has nine rounds of 66 or better at the Harbour Town GL, most of any player.

Most Rounds of 66 or Better Harbour Town GL Since 1996

Player	# of Rds
Furyk, Jim	9
Donald, Luke	8
Love III, Davis	7
Lehman, Tom	6
Els, Ernie	6

Winners of RBC Heritage Qualifying for TOUR Championship Since 2007

Year	Past Champion	FEC Finish
2015	Furyk, Jim	29th
2014	Kuchar, Matt	8th
2012	Pettersson, Carl	24th
2011	Snedeker, Brandt	8th
2010	Furyk, Jim	WIN
2009	Gay, Brian	21st
2007	Weekley, Boo	25th

The 2010 FedExCup champion is the only player to win the RBC Heritage and FedExCup title in the same season. In 2015, Jim Furyk finished 29th in the final standings after winning this event.

Since the start of the FedExCup (2007), seven of the 11 RBC Heritage champions have qualified for the TOUR Championship.

Since 1994, Jim Furyk has played 210 rounds without recording a bogey, 70 more bogey-free rounds than the next best player (Jerry Kelly, 140).

Most Bogey-Free Rounds PGA TOUR Since 1994

Player	# of Rds
Furyk, Jim	210
Kelly, Jerry	140
Howell III, Charles	139
Estes, Bob	138
Sluman, Jeff	125

Wesley Bryan

Defending RBC Heritage champion, Wesley Bryan won at the age of 27 years and 21 days, marking just the 10th winner of this event in their 20s (28.6%) since 1983. This season, Wesley Bryan currently ranks 150th in the standings and has spent 13 of 21 weeks inside the top-125 compared to 35 of 43 weeks last season.

Winners Age Group of RBC Heritage Since 1983

Age Group	# of Winners	Pct.
20s	10	28.6%
30s	21	60.0%
40s	4	11.4%
Total Winners	35	

Wesley Bryan - Weeks Ranked Inside Top-125 FedExCup Last Season vs. This Season

Last Season*	This Season
35	13

*Finished 27th in final standings

This season, Wesley Bryan has improved on the greens compared to his Putting performance last season.

Wesley Bryan On the Greens PGA TOUR Last Season vs. This Season

Stat	Last Season	This Season
Strokes Gained: Putting	+0.264 (45 th)	+0.666 (16th)
Putting from 10-15'	34.25% (35 th)	40.91% (11th)
Putting from Outside 25'	6.08% (47 th)	9.23% (10th)
Avg. Distance of Putts Made	78' 5" (20 th)	86' 9" (2nd)

In the 2016-17 PGA TOUR season, Bryan ranked 45th on TOUR in SG: Putting, outperforming the TOUR by +0.264 strokes per round on the greens. This season, Bryan ranks 16th in this category outperforming the TOUR by +0.666 strokes per rd.

Matt Kuchar

2014 RBC Heritage champion, Matt Kuchar is set to make his 15th appearance at this event. Kuchar is a combined 45-under par at Harbour Town GL since 2003. Kuchar currently ranks 60th in the FedExCup standings and is one of only two players (Dustin Johnson) to qualify for the TOUR Championship in each of the last eight seasons.

Players to Qualifying for TOUR Championship in Each of Last 8 Seasons



Kuchar, Matt	Season	Johnson, Dustin
60 th	Rank Entering Week	7 th
14 th	2017	4 th
18 th	2016	2 nd
19 th	2015	7 th
8 th	2014	30 th
6 th	2013	13 th
18 th	2012	8 th
6 th	2011	4 th
2 nd	2010	5 th

Best Stroke Average

Harbour Town GL Since 2003 (Min 18 Rds)

Player	Avg
Furyk, Jim	69.28
Donald, Luke	69.38
Kuchar, Matt	70.17
Baddeley, Aaron	70.19
Weekley, Boo	70.20

In the ShotLink era, Matt Kuchar has a 70.17 stroke average at Harbour Town GL, marking the third best stroke average of any player with a minimum of 18 rounds played.

Dustin Johnson

Dustin Johnson is set to make his third appearance at the RBC Heritage. Johnson currently ranks seventh in the FedExCup standings and is the only player to rank inside the top-30 through week #21 in each of the last six seasons.

Dustin Johnson FedExCup Ranks Through Week #21 Since 2013

2013	2013-14	2014-15	2015-16	2016-17	This Season
16 th	4 th	6 th	14 th	1 st	7 th

Dustin Johnson leads the PGA TOUR in several key statistics.

66.33: Dustin Johnson's second round scoring average of 66.33 is 5.05 strokes better than the TOUR average (71.38).

62.5%: This season, Dustin Johnson has made 55 birdies or better on 88 par 5s played (62.5%), best par 5 birdie or better percentage of any player.

28.47%: Dustin Johnson has made birdie or better on 28.47% of his holes played this season. In 432 holes played, Johnson has made 123 total birdies or better.

Dustin Johnson Key Stats This Season vs. TOUR Average

Stat	Johnson Rank	Johnson Value	TOUR Avg.
SG: Off-the-Tee	1 st	+1.114	- - -
Driving Distance - All Drives	1 st	312.7	285.5
Rough Proximity	1 st	36' 10"	45' 10"
3-Putt Avoidance	1 st	1.16%	3.29
SG: Total	1 st	+2.497	- - -
Scoring Average	1 st	68.990	71.454
Eagles (Holes per)	1 st	54.0	210.9
Par Breakers	1 st	28.47%	20.09
Round 2 Scoring Average	1 st	66.33	71.38
Par 5 Scoring Average	1 st	4.38	4.67
Par 5 Birdie or Better Pct.	1 st	62.50%	41.69
Birdie or Better Percentage	1 st	28.47%	20.09

Dustin Johnson Highest Cuts Missed Percentage in a PGA TOUR Event

Event	MC/Starts	%
RBC Heritage	2 of 2	100.0%
Valspar Championship	2 of 2	100.0%
The Honda Classic	2 of 3	66.7%

*Min 2 or more starts

The RBC Heritage is one of only two events (Valspar) where Dustin Johnson has missed the cut in every start (min two starts) at the event, marking his highest cuts missed percentage in an event on TOUR.

Additional Player Notes:


Luke Donald

Luke Donald is set to make his 13th start at the RBC Heritage. Since 2009, Luke Donald has earned 1,802 FedExCup points at the RBC Heritage, 566 more points than the next best player (Furyk, 1,236). In this span Donald has five second place finishes and has finished inside the top-three at this event in seven of the nine seasons.

**Most FedExCup Points Earned
at RBC Heritage Since 2009**

Player	Total Points	Pts Behind
Donald, Luke	1,802	- - -
Furyk, Jim	1,236	-566
Kuchar, Matt	911	-891
Gay, Brian	678	-1,124
Snedeker, Brandt	661	-1,141

Most Second-Place Finishes in a PGA TOUR Event Since 1934 (Official Events)



Player	Nicklaus, Jack*	Mickelson, Phil	Donald, Luke	Norman, Greg	Stewart, Payne
# of Finishes	7	6	5	5	5
Event	RBC Canadian Open	U.S. Open	RBC Heritage	BMW Championship	The Honda Classic

**Also has 5 second-place finishes at Ford Championship at Doral*

**Most Total Birdies or Better
Harbour Town GL Since 2009**

Player	Total
Donald, Luke	154
Kuchar, Matt	130
Weekley, Boo	119
Baddeley, Aaron	117
Simpson, Webb	113
Dufner, Jason	113

Since 2009, Luke Donald has made 154 birdies or better at Harbour Town GL, 24 more than the next best player (Kuchar, 130).

**Entering This Week*