

**JUSTIN  
THOMAS**  
2017 CHAMPION

**JORDAN  
SPIETH**

# OFFICIAL MEDIA GUIDE

Jan 1-7, 2018 | The Plantation Course at Kapalua

**Sentry**<sup>™</sup>  
TOURNAMENT OF  
CHAMPIONS





# Table of Contents

Message from Sentry.....	2
About Sentry.....	3
Schedule of Events.....	4
Staff.....	5
Scorecard.....	5
Media Facts.....	6
Scoring Averages at a Glance.....	7
Tournament at a Glance.....	8-9
Competitors' Capsules.....	10-19
Championship Summaries.....	22-48
1953-1955.....	22
1956-1958.....	23
1959-1961.....	24
1962-1964.....	25
1965-1967.....	26
1968-1970.....	27
1971-1973.....	28
1974-1976.....	29
1977-1979.....	30
1980-1982.....	31
1983-1985.....	32
1986-1987.....	33
1988-1989.....	34
1990-1991.....	35
1992-1994.....	36
1995-1996.....	37
1997-1998.....	38
1999-2000.....	39
2001-2002.....	40
2003-2004.....	41
2005-2007.....	42
2008-2010.....	43
2011-2013.....	44
2014.....	45
2015.....	46
2016.....	47
2017.....	48
All-Time Records.....	49-51
Top-50 Career Money Winners.....	52
Top-50 Career Stroke Averages.....	52
Individual Player Records.....	54-79
2017 Hole-by-Hole Summary.....	80
Scoring Recap.....	80
19-Year Ranking of Holes at The Plantation Course at Kapalua.....	81
Past Champions.....	Back Cover

## Message From Sentry

Aloha,

Sentry Insurance is excited to welcome you to the Sentry Tournament of Champions at Kapalua's beautiful Plantation Course. 2018 marks our first year as the title sponsor for this prestigious event. We're happy you've joined us for the PGA TOUR's winners-only golf tournament.

What led a Midwest-based company to become the sponsor of a PGA TOUR event? There are several reasons.

First, Sentry is a business insurer. We're one of the nation's largest and most financially secure mutual insurance companies. For more than 110 years, we've protected businesses—ranging from small-town shops to Fortune 500 corporations. Golf fans are our customers. The Sentry Tournament of Champions provides us an opportunity to reach and engage a wider business audience.

Second, although we may be new to the PGA TOUR, we know the golf business. We commissioned Robert Trent Jones, Jr. to build SentryWorld—Wisconsin's first destination golf course—which opened in 1982. At the time, he called it his "Mona Lisa." A few years ago, we brought him back to lead a complete course renovation. It ranks number 34 on Golf Digest's 100 Greatest Public Golf Courses. Should you find yourself in the area, give us a call. We'd welcome the chance to show you the course—and invite you to play a round.

From all of us at Sentry, we're honored you've chosen to join us in Maui for the Sentry Tournament of Champions. Be sure to join us for our media dinner and reception on Friday, January 5, at the Ritz-Carlton.

Our team is on hand to help you. Randy Winter, our Corporate Communications Manager, and I are attending the tournament. Randy can be reached at 715-574-9996 or [randy.winter@sentry.com](mailto:randy.winter@sentry.com). I'm available at 715-490-0670 or [stephanie.smith@sentry.com](mailto:stephanie.smith@sentry.com). We'll also be available in the media center.

We're incredibly excited to be here, and hope you are, too.



Stephanie Smith  
Vice President of Marketing and Brand Management  
Sentry Insurance

## About Sentry

Hello. We're Sentry. And we know business insurance.

Sentry Insurance is one of the largest and most financially secure mutual insurance companies in the United States, holding an A+ (superior) rating from A.M. Best. Headquartered in Stevens Point, Wisconsin, we employ more than 4,000 associates in 41 states. We've grown a lot since our beginnings in 1904. And we work to help our customers grow, too.

We sell property and casualty insurance, life insurance, annuities, and retirement programs for business and individuals throughout the country. Our focus lies in the following markets: construction, dealerships, manufacturing and process industries, retailers and distributors, services industries, and trucking.

We don't just sell insurance. We offer business insurance solutions supported by our experienced staff and knowledgeable claims services. At Sentry, we believe great wisdom comes from expert conversations. That's why we engage our customers in substantial conversations. We listen to their unique challenges and their goals. Then we work with them to identify solutions and plan for the future.

All of us at Sentry are excited and proud to work with the PGA TOUR as the title sponsor of the Sentry Tournament of Champions. It's our first time sponsoring a professional sports tournament like this. But the decision to sponsor the tournament was an easy one, as golf is part of our business—we own and operate SentryWorld, Wisconsin's first destination golf course.

We welcome conversations with you at the 2018 Sentry Tournament of Champions. To learn more about us or get a conversation started, visit us at [sentry.com](http://sentry.com).



# Schedule of Events

## **WEDNESDAY, JAN. 3**

PRO-AM

Gate times: 7 a.m.

## **THURSDAY, JAN. 4**

FIRST ROUND OF COMPETITION

Gate times: 9 a.m.

Aloha Kick-Off: approx. 9:40 a.m.

1 - 5 p.m. (HT) – Golf Channel Broadcast

## **FRIDAY, JAN. 5**

Gate times: 9 a.m.

1 - 5 p.m. (HT) - Golf Channel Broadcast

Media dinner and reception

## **SATURDAY, JAN. 6**

Gate times: 7 a.m.

10 a.m. – 2 p.m. (HT) - Golf Channel Broadcast

## **SUNDAY, JAN. 7**

Gate times: 9 a.m.

1 - 5 p.m. (HT) - Golf Channel Broadcast

### **FREE PUBLIC PARKING AND SHUTTLES**

**Free public parking and shuttles at Lahaina Civic Center**

**First shuttle departs Lahaina Civic 30 minutes prior to gate times and runs continuously throughout the day**

# Staff

## SENTRY TOURNAMENT OF CHAMPIONS TOURNAMENT STAFF

Nancy Cross – Executive Director  
 Chad Burgess – Senior Director, Operations  
 David Sperino – Manager, Operations  
 Meghan Costello – Senior Manager, Tournament Services  
 Taylor Barclay – Tournament Services Manager  
 Greg Menzel – Ticket Operations Manager  
 Adriana Fisher – Tournament Coordinator


## SENTRY TOURNAMENT OF CHAMPIONS MEDIA STAFF

Alex Urban – Manager, Communications, alexurban@pgatourhq.com  
 John Bush – Senior Manager, Communications, johnbush@pgatourhq.com  
 Karin Sagar – Media Center Manager, ksagar@k3marketinggroup.com

# Scorecard

HOLE	1	2	3	4	5	6	7	8	9	OUT	10	11	12	13	14	15	16	17	18	IN	TOTAL	
My Score																						




Contestant \_\_\_\_\_


Tee \_\_\_\_\_ Time \_\_\_\_\_

Date \_\_\_\_\_ Round \_\_\_\_\_

DO NOT WRITE  
IN THIS SPACE



## 2018 Official Scorecard



*The Plantation Course, Kapalua Resort, Maui*

HOLE	1	2	3	4	5	6	7	8	9	OUT	10	11	12	13	14	15	16	17	18	IN	TOTAL	
Yards	520	218	380	382	532	398	516	203	521	3670	354	164	420	407	305	555	365	549	663	3782	7452	
Par	4	3	4	4	5	4	4	3	5	36	4	3	4	4	4	5	4	4	5	37	73	
Score																						

\_\_\_\_\_

MARKER'S SIGNATURE

\_\_\_\_\_

COMPETITOR'S SIGNATURE

# Media Facts

<b>EVENT:</b>	<p>The Sentry Tournament of Champions celebrates its 20th year on the legendary Plantation Course in Kapalua Resort, Maui, Hawaii along with a new chapter in the tournament's history with Sentry Insurance as the new title sponsor. The tournament's unique format allows only champions from the 2017 calendar year to qualify for this one-of-a-kind winners-only event.</p> <p>During their stay, tournament guests enjoy world-class accommodations at The Ritz-Carlton, Kapalua. Since 1999, the host organizations of the event have distributed nearly \$6 million to the Maui community.</p>												
<b>DATE:</b>	January 3-7, 2018												
<b>SITE:</b>	The Plantation Course at Kapalua Resort   Kapalua, Maui, Hawaii												
<b>PAR/YARDAGE:</b>	Par: 36-37=73/7,452 yards												
<b>ARCHITECT/OPENED:</b>	Bill Coore & Ben Crenshaw/ 1991												
<b>FORMAT:</b>	Four-day, no-cut 72-hole stroke play competition comprised of winners of Official PGA TOUR events from the 2017 calendar year												
<b>2017 CHAMPION:</b>	Justin Thomas, 270 (-22)												
<b>PURSE (2017):</b>	\$6.3 million/\$1.26 million to the winner												
<b>TOURNAMENT WEB SITE:</b>	<a href="http://www.pgatour.com/TOC">http://www.pgatour.com/TOC</a>												
<b>TV:</b>	<p>THE PLAYERS is broadcast to more than 1 billion households outside the United States, to 226 countries and territories in 30 languages.</p> <p>TV listings in the United States:</p> <table><tr><td>Thursday and Friday</td><td>January 4-5</td><td>6-10 p.m. EST</td><td>GOLF</td></tr><tr><td>Saturday</td><td>January 6</td><td>3-7 p.m. EST</td><td>GOLF</td></tr><tr><td>Sunday</td><td>January 7</td><td>6-10 p.m. EST</td><td>GOLF</td></tr></table>	Thursday and Friday	January 4-5	6-10 p.m. EST	GOLF	Saturday	January 6	3-7 p.m. EST	GOLF	Sunday	January 7	6-10 p.m. EST	GOLF
Thursday and Friday	January 4-5	6-10 p.m. EST	GOLF										
Saturday	January 6	3-7 p.m. EST	GOLF										
Sunday	January 7	6-10 p.m. EST	GOLF										
<b>CHARITY:</b>	<p>Proceeds from the Sentry Tournament of Champions directly impact local charities. The host organizations of the Sentry Tournament of Champions have bestowed nearly \$6 million since the tournament's move to Kapalua Resort in 1999. Throughout the years, these charities ranging from youth after-school programs and elderly care facilities to environmental and wildlife protection groups, share their Aloha by providing valuable support and assistance to the local communities. The 2017 Sentry Tournament of Champions designated beneficiaries included Boy Scouts of America – Maui County Council, Friends of the Children's Justice Center, Hale Makua Health Services, J. Walter Cameron Center, Ka Lima O Maui and Lahainaluna High School Foundation</p>												
<b>ABOUT SENTRY:</b>	<p>Sentry Insurance is one of the largest and most financially secure mutual insurance companies in the United States, holding an A+ (superior) rating from A.M. Best. Sentry and its subsidiaries sell property and casualty insurance, life insurance, annuities and retirement programs for business and individuals throughout the country. Headquartered in Stevens Point, Wisconsin, Sentry employs more than 4,000 associates in 41 states. See a complete list of underwriting companies at <a href="http://sentry.com">sentry.com</a></p>												
<b>MEDIA CONTACTS:</b>	Alex Urban, Communications Manager, PGA TOUR 904-273-3577, <a href="mailto:alexurban@pgatourhq.com">alexurban@pgatourhq.com</a>												



## Scoring Averages at a Glance (1999-2017)

Hole	1	2	3	4	5	6	7	8	9	10	11	12	13	14	15	16	17	18
<b>Par</b>	<b>4</b>	<b>3</b>	<b>4</b>	<b>4</b>	<b>5</b>	<b>4</b>	<b>4</b>	<b>3</b>	<b>5</b>	<b>4</b>	<b>3</b>	<b>4</b>	<b>4</b>	<b>4</b>	<b>5</b>	<b>4</b>	<b>4</b>	<b>5</b>
<b>1999</b>	4.050	3.000	3.925	3.892	4.717	3.850	4.083	3.108	4.533	3.825	2.967	3.892	4.125	3.758	4.692	3.867	4.067	4.833
<b>2000</b>	3.958	3.242	4.150	3.975	4.708	3.833	4.042	3.217	4.825	4.125	3.008	3.925	4.333	3.942	4.792	4.100	4.142	4.708
<b>2001</b>	3.977	3.068	3.977	4.068	4.652	3.742	3.939	3.098	4.758	3.902	2.992	3.856	4.038	3.871	4.598	3.818	4.015	4.538
<b>2002</b>	4.359	3.273	3.852	3.922	4.906	3.680	4.164	2.938	4.336	3.859	2.961	4.023	4.000	3.820	4.664	3.922	4.070	4.734
<b>2003</b>	4.146	3.007	3.701	3.910	4.264	3.764	4.021	3.056	4.403	3.806	2.813	3.819	3.958	3.806	4.590	3.625	3.986	4.486
<b>2004</b>	4.292	3.267	3.717	3.917	4.733	3.825	4.050	2.983	4.350	3.808	2.958	4.067	4.000	3.992	4.717	4.000	4.017	4.500
<b>2005</b>	4.073	2.968	3.806	3.992	4.532	3.694	4.056	2.992	4.556	3.895	2.976	3.903	3.919	3.734	4.573	3.766	4.032	4.758
<b>2006</b>	4.152	3.420	4.455	4.232	4.848	4.000	4.250	3.196	4.866	4.125	3.286	3.830	4.223	4.089	4.821	4.018	4.268	4.813
<b>2007</b>	4.075	3.180	4.241	4.120	4.534	3.917	4.143	3.226	4.782	4.173	3.165	3.865	4.256	3.759	4.752	4.030	4.098	4.579
<b>2008</b>	4.065	3.000	3.968	3.976	4.605	3.798	4.016	3.121	4.565	3.984	2.984	3.718	4.081	3.726	4.573	3.903	4.089	4.766
<b>2009</b>	4.250	3.114	3.879	3.886	4.379	3.886	3.985	3.106	4.561	3.848	2.939	3.758	3.955	3.689	4.598	4.061	4.076	4.545
<b>2010</b>	4.107	3.161	3.821	4.000	4.527	3.777	4.027	3.116	4.241	3.723	2.866	3.848	3.848	3.598	4.482	3.938	4.125	4.679
<b>2011</b>	4.172	3.070	3.781	3.828	4.313	3.883	4.117	3.094	4.430	3.648	2.906	3.844	3.906	3.648	4.617	3.969	4.109	4.750
<b>2012</b>	4.065	3.102	4.019	3.926	4.278	3.833	3.889	3.111	4.565	4.102	3.046	3.685	4.222	3.815	4.546	3.778	4.037	4.426
<b>2013</b>	4.189	3.100	3.967	4.133	4.600	3.756	4.044	3.200	4.700	4.000	3.156	3.967	4.167	3.789	4.756	4.056	4.167	4.367
<b>2014</b>	4.133	3.042	3.825	3.883	4.150	4.033	4.033	3.067	4.433	3.908	3.133	3.875	4.083	3.633	4.550	3.808	4.158	4.833
<b>2015</b>	4.157	3.037	3.821	3.888	4.313	3.821	4.037	2.970	4.537	3.754	2.925	3.933	3.903	3.873	4.642	3.813	4.075	4.425
<b>2016</b>	4.234	3.094	3.750	3.961	4.305	3.742	4.031	3.070	4.297	3.766	2.883	3.938	3.883	3.664	4.586	3.781	4.211	4.609
<b>2017</b>	4.109	3.023	3.828	3.883	4.305	3.898	4.102	3.008	4.539	3.836	2.938	3.805	4.047	3.859	4.664	3.859	4.086	4.586
<b>Eagles</b>	0	0	2	1	85	6	3	1	42	2	0	5	1	17	34	7	2	46
<b>Birdies</b>	191	242	510	441	1228	627	289	331	1145	503	364	534	356	757	1042	498	238	966
<b>Pars</b>	1698	1613	1556	1565	833	1488	1650	1568	1019	1592	1664	1596	1569	1313	1032	1584	1705	1154
<b>Bogeys</b>	397	463	227	305	152	197	369	353	113	222	284	166	371	203	191	231	333	152
<b>Doubles</b>	43	18	38	21	33	18	25	76	18	15	21	34	30	41	34	15	50	18
<b>Triple+</b>	8	1	4	4	6	1	1	8	0	3	4	2	10	6	4	2	9	1

## Tournament at a Glance

Year	Winner	Score	Runner(s)-up	Score	Location	Par/Yards
<b>TOURNAMENT OF CHAMPIONS</b>						
1953	Al Besselink	280	Chandler Harper	281	Desert Inn CC, Las Vegas, NV	72/7,209
1954	Art Wall	278	Al Besselink Lloyd Mangrum	284	Desert Inn CC, Las Vegas, NV	72/7,209
1955	Gene Littler	280	Jerry Barber Pete Cooper Bob Toski	293	Desert Inn CC, Las Vegas, NV	72/7,209
1956	Gene Littler	281	Cary Middlecoff	285	Desert Inn CC, Las Vegas, NV	72/7,209
1957	Gene Littler	285	Billy Casper Jimmy Demaret Dow Finsterwald Billy Maxwell	288	Desert Inn CC, Las Vegas, NV	72/7,209
1958	Stan Leonard	275	Billy Casper	276	Desert Inn CC, Las Vegas, NV	72/7,209
1959	Mike Souchak	281	Art Wall	283	Desert Inn CC, Las Vegas, NV	72/7,209
1960	Jerry Barber	268	Jay Hebert	272	Desert Inn CC, Las Vegas, NV	72/7,209
1961	Sam Snead	273	Tommy Bolt	280	Desert Inn CC, Las Vegas, NV	72/7,209
1962	Arnold Palmer	276	Billy Casper	277	Desert Inn CC, Las Vegas, NV	72/7,209
1963	Jack Nicklaus	273	Tony Lema Arnold Palmer	278	Desert Inn CC, Las Vegas, NV	72/7,209
1964	Jack Nicklaus	279	Al Geiberger Doug Sanders	281	Desert Inn CC, Las Vegas, NV	72/7,209
1965	Arnold Palmer	277	Chi Chi Rodriguez	279	Desert Inn CC, Las Vegas, NV	72/7,209
1966	Arnold Palmer*	283	Gay Brewer	283	Desert Inn CC, Las Vegas, NV	72/7,209
1967	Frank Beard	278	Arnold Palmer	279	Stardust CC, Las Vegas, NV	71/6,725
1968	Don January	276	Julius Boros	277	Stardust CC, Las Vegas, NV	71/6,725
1969	Gary Player	284	Lee Trevino	286	La Costa CC, Carlsbad, CA	72/6,911
1970	Frank Beard	273	Billy Casper Tony Jacklin Gary Player	280	La Costa CC, Carlsbad, CA	72/6,911
1971	Jack Nicklaus	279	Bruce Devlin Gary Player Dave Stockton	287	La Costa CC, Carlsbad, CA	72/6,911
1972	Bobby Mitchell*	280	Jack Nicklaus	280	La Costa CC, Carlsbad, CA	72/6,911
1973	Jack Nicklaus	276	Lee Trevino	277	La Costa CC, Carlsbad, CA	72/6,911
1974	Johnny Miller	280	Bud Allin John Mahaffey	281	La Costa CC, Carlsbad, CA	72/6,911
1975	Al Geiberger*	277	Gary Player	277	La Costa CC, Carlsbad, CA	72/6,911
1976	Don January	277	Hubert Green	282	La Costa CC, Carlsbad, CA	72/6,911
<b>MONY TOURNAMENT OF CHAMPIONS</b>						
1977	Jack Nicklaus*	281	Bruce Lietzke	281	La Costa CC, Carlsbad, CA	72/6,911
1978	Gary Player	281	Andy North Lee Trevino	283	La Costa CC, Carlsbad, CA	72/6,911
1979	Tom Watson	275	Bruce Lietzke Jerry Pate	281	La Costa CC, Carlsbad, CA	72/6,911
1980	Tom Watson	276	Jim Colbert	279	La Costa CC, Carlsbad, CA	72/6,911
1981	Lee Trevino	273	Raymond Floyd	275	La Costa CC, Carlsbad, CA	72/6,911
1982	Lanny Wadkins	280	Andy Bean David Graham Craig Stadler Ron Streck	283	La Costa CC, Carlsbad, CA	72/6,911

## Tournament at a Glance (cont.)

Year	Winner	Score	Runner(s)-up	Score	Location	Par/Yards
1983	Lanny Wadkins	280	Raymond Floyd	281	La Costa CC, Carlsbad, CA	72/6,911
1984	Tom Watson	274	Bruce Lietzke	279	La Costa CC, Carlsbad, CA	72/7,022
1985	Tom Kite	275	Mark McCumber	281	La Costa CC, Carlsbad, CA	72/7,022
1986	Calvin Peete	267	Mark O'Meara	273	La Costa CC, Carlsbad, CA	72/7,022
1987	Mac O'Grady	278	Rick Fehr	279	La Costa CC, Carlsbad, CA	72/7,022
1988	Steve Pate~	202	Larry Nelson	203	La Costa CC, Carlsbad, CA	72/7,022
1989	Steve Jones	279	David Frost Jay Haas	282	La Costa CC, Carlsbad, CA	72/7,022
1990	Paul Azinger	272	Ian Baker-Finch	273	La Costa CC, Carlsbad, CA	72/7,022
<b>INFINITI TOURNAMENT OF CHAMPIONS</b>						
1991	Tom Kite	272	Lanny Wadkins	273	La Costa CC, Carlsbad, CA	72/7,022
1992	Steve Elkington*	279	Brad Faxon	279	La Costa CC, Carlsbad, CA	72/7,022
1993	Davis Love III	272	Tom Kite	273	La Costa CC, Carlsbad, CA	72/7,022
<b>MERCEDES CHAMPIONSHIP</b>						
1994	Phil Mickelson*	276	Fred Couples	276	La Costa CC, Carlsbad, CA	72/7,022
1995	Steve Elkington*	278	Bruce Lietzke	278	La Costa CC, Carlsbad, CA	72/7,022
1996	Mark O'Meara	271	Nick Faldo Scott Hoch	274	La Costa CC, Carlsbad, CA	72/7,022
1997	Tiger Woods*~	202	Tom Lehman	202	La Costa CC, Carlsbad, CA	72/7,022
1998	Phil Mickelson	271	Mark O'Meara Tiger Woods	272	La Costa CC, Carlsbad, CA	72/7,022
1999	David Duval	266	Billy Mayfair Mark O'Meara	275	The Plantation Course, Kapalua, HI	73/7,263
2000	Tiger Woods*	276	Ernie Els	276	The Plantation Course, Kapalua, HI	73/7,263
2001	Jim Furyk	274	Rory Sabbatini	275	The Plantation Course, Kapalua, HI	73/7,263
2002	Sergio Garcia*	274	David Toms	274	The Plantation Course, Kapalua, HI	73/7,263
2003	Ernie Els	261	K.J. Choi Rocco Mediate	269	The Plantation Course, Kapalua, HI	73/7,263
2004	Stuart Appleby	270	Vijay Singh	271	The Plantation Course, Kapalua, HI	73/7,263
2005	Stuart Appleby	271	Jonathan Kaye	272	The Plantation Course, Kapalua, HI	73/7,263
2006	Stuart Appleby*	284	Vijay Singh	284	The Plantation Course, Kapalua, HI	73/7,411
<b>MERCEDES-BENZ CHAMPIONSHIP</b>						
2007	Vijay Singh	278	Adam Scott	280	The Plantation Course, Kapalua, HI	73/7,411
2008	Daniel Chopra*	274	Steve Stricker	274	The Plantation Course, Kapalua, HI	73/7,411
2009	Geoff Ogilvy	268	Anthony Kim Davis Love III	274	The Plantation Course, Kapalua, HI	73/7,411
<b>SBS CHAMPIONSHIP</b>						
2010	Geoff Ogilvy	270	Rory Sabbatini	271	The Plantation Course, Kapalua, HI	73/7,411
<b>HYUNDAI TOURNAMENT OF CHAMPIONS</b>						
2011	Jonathan Byrd*	268	Robert Garrigus	268	Plantation Course at Kapalua	73/7,411
2012	Steve Stricker	269	Martin Laird	272	Plantation Course at Kapalua	73/7,411
2013	Dustin Johnson ~	203	Steve Stricker	207	Plantation Course at Kapalua	73/7,452
2014	Zach Johnson	273	Jordan Spieth	274	Plantation Course at Kapalua	73/7,452
2015	Patrick Reed*	271	Jimmy Walker	271	Plantation Course at Kapalua	73/7,452
2016	Jordan Spieth	262	Patrick Reed	270	Plantation Course at Kapalua	73/7,452
<b>SBS TOURNAMENT OF CHAMPIONS</b>						
2017	Justin Thomas	270	Hideki Matsuyama	273	Plantation Course at Kapalua	73/7,452

KEY: \* = Playoff ~ = Weather-shortened

# Competitors' Capsules

## RYAN ARMOUR

USA

### 2016-2017 Season

Tournament	Position	Scores	Total Score	Total Par	FedExCup Points
Safeway Open	CUT	72-73	145	+1	
Sanderson Farms Championship	CUT	67-77	144	E	
The RSM Classic	T36	68-69-66-71	274	-8	16
CareerBuilder Challenge	T66	71-68-70-74	283	-5	4
Farmers Insurance Open	T39	71-71-70-73	285	-3	17
AT&T Pebble Beach Pro-Am	CUT	77-72-70	219	+4	
The Honda Classic	CUT	72-69	141	+1	
Puerto Rico Open	T49	70-69-72-69	280	-8	5
Valero Texas Open	CUT	72-74	146	+2	
Wells Fargo Championship	T59	71-72-75-73	291	+3	5
AT&T Byron Nelson	T27	67-69-69-72	277	-3	27
the Memorial Tournament	CUT	76-76	152	+8	
FedEx St. Jude Classic	T47	73-67-70-70	280	E	9
Travelers Championship	CUT	71-74	145	+5	
The Greenbrier Classic	CUT	68-72	140	E	
John Deere Classic	CUT	73-70	143	+1	
Barbasol Championship	T27	70-66-68-68	272	-12	17
RBC Canadian Open	T58	71-69-70-72	282	-6	5
Barracuda Championship	T61	+7- +3- +6- +3			3
Wyndham Championship	T4	66-61-72-64	263	-17	115

### 2017-2018 Season

Tournament	Position	Scores	Total Score	Total Par	FedExCup Points
Safeway Open	CUT	72-72	144	E	
Sanderson Farms Championship	1	66-68-67-68	269	-19	300
Shriners Hospitals	T20	68-74-72-67	281	-3	35
OHL Classic at Mayakoba	T55	68-69-73-72	282	-2	6
The RSM Classic	T37	69-70-71-65	275	-7	16

## DANIEL BERGER

USA

### 2016-2017 Season

Tournament	Position	Scores	Total Score	Total Par	FedExCup Points
CIMB Classic	T51	71-69-71-73	284	-4	7
WGC-HSBC Champions	T2	66-70-67-69	272	-16	258
*Franklin Templeton Shootout	T9	63-71-65	199	-17	
SBS Tournament of Champions	T14	68-70-70-72	280	-12	55
Sony Open in Hawaii	T45	65-67-69-70	271	-9	10
Farmers Insurance Open	CUT	75-73	148	+4	
Waste Management Phoenix Open	T7	71-66-66-68	271	-13	88
The Honda Classic	CUT	72-71	143	+3	
WGC-Mexico Championship	T16	70-66-70-72	278	-6	54
Valspar Championship	CUT	70-73	143	+1	
WGC-Dell Technologies Match Play	T39				14
Shell Houston Open	5	70-67-71-67	275	-13	110
Masters Tournament	T27	77-73-72-69	291	+3	33
Zurich Classic of New Orleans	CUT	73-67		-4	
Wells Fargo Championship	T36	71-72-72-72	287	-1	18
THE PLAYERS Championship	T65	69-72-77-78	296	+8	7
FedEx St. Jude Classic	1	70-68-66-66	270	-10	500
U.S. Open	CUT	78-75	153	+9	
Travelers Championship	P2	68-67-66-67	268	-12	300
John Deere Classic	T5	69-67-63-70	269	-15	93
The Open Championship	T27	68-76-70-67	281	+1	29
WGC-Bridgestone Invitational	T17	71-68-68-70	277	-3	50
PGA Championship	CUT	73-76	149	+7	
THE NORTHERN TRUST	33	69-68-72-72	281	+1	94
Dell Technologies Championship	T61	77-68-70-72	287	+3	18
BMW Championship	T33	68-68-69-71	276	-8	80
TOUR Championship	15	66-70-72-68	276	-4	220
*Presidents Cup	1				

### 2017-2018 Season

Tournament	Position	Scores	Total Score	Total Par	FedExCup Points
THE C.J. CUP @ NINE BRIDGES	T54	70-74-77-75	296	+8	6
WGC-HSBC Champions	T24	68-71-75-72	286	-2	37
*Hero World Challenge	T14	75-73-70-70	288	E	
*QBE Shootout	T4	61-70-64	195	-21	

## JONAS BLIXT

SWE

### 2016-2017 Season

Tournament	Position	Scores	Total Score	Total Par	FedExCup Points
Safeway Open	CUT	70-72	142	-2	
Shriners Hospitals for Children Open	T48	68-70-68-71	277	-7	8
OHL Classic at Mayakoba	CUT	70-71	141	-1	
The RSM Classic	CUT	71-70	141	-1	
Sony Open in Hawaii	CUT	70-68	138	-2	
CareerBuilder Challenge	CUT	74-71-70	215	-1	
Farmers Insurance Open	T20	68-72-69-73	282	-6	38
Waste Management Phoenix Open	T52	72-64-75-69	280	-4	7
AT&T Pebble Beach Pro-Am	T58	75-66-73-72	286	-1	5
The Honda Classic	CUT	70-72	142	+2	
Valspar Championship	T22	69-71-72-69	281	-3	37
Puerto Rico Open	T76	68-72-74	214	-2	1
Shell Houston Open	CUT	75-80	155	+11	
RBC Heritage	T44	69-70-72-71	282	-2	9
Zurich Classic of New Orleans	P1	67-62-68-64		-27	400
THE PLAYERS Championship	CUT	77-72	149	+5	
DEAN & DELUCA Invitational	T18	70-69-68-71	278	-2	44
the Memorial Tournament	T31	75-69-70-73	287	-1	24
Travelers Championship	T62	71-67-73-69	280	E	4
Quicken Loans National	CUT	74-78	152	+12	
The Greenbrier Classic	CUT	70-71	141	+1	
PGA Championship	CUT	74-77	151	+9	
Wyndham Championship	CUT	68-70	138	-2	
THE NORTHERN TRUST	CUT	72-75	147	+7	
Dell Technologies Championship	T40	68-73-73-69	283	-1	52

### 2017-2018 Season

Tournament	Position	Scores	Total Score	Total Par	FedExCup Points
Safeway Open	T54	71-70-70-76	287	-1	6
CIMB Classic	T72	69-74-78-73	294	+6	3
THE C.J. CUP @ NINE BRIDGES	T64	76-71-80-73	300	+12	4
Shriners Hospitals for Children Open	CUT	76-71	147	+5	

## WESLEY BRYAN

USA

### 2016-2017 Season

Tournament	Position	Scores	Total Score	Total Par	FedExCup Points
Safeway Open	T55	71-70-69-72	282	-6	6
Shriners Hospitals for Children Open	T41	70-68-69-69	276	-8	12
OHL Classic at Mayakoba	T42	69-69-70-68	276	-8	13
The RSM Classic	CUT	67-72	139	-3	
Sony Open in Hawaii	CUT	70-70	140	E	
CareerBuilder Challenge	CUT	73-68-78	219	+3	
Farmers Insurance Open	CUT	73-73	146	+2	
Waste Management Phoenix Open	T42	72-69-68-69	278	-6	12
Genesis Open	T4	69-69-63-72	273	-11	109
The Honda Classic	T4	64-67-72-70	273	-7	100
Valspar Championship	T7	68-68-72-68	276	-8	88
Arnold Palmer Invitational	69	77-70-71-77	295	+7	3
Puerto Rico Open	T62	69-68-73-73	283	-5	3
RBC Heritage	1	69-67-68-67	271	-13	500
Zurich Classic of New Orleans	T29	71-65-71-67		-14	5
Wells Fargo Championship	CUT	73-77	150	+6	
THE PLAYERS Championship	CUT	72-76	148	+4	
DEAN & DELUCA Invitational	T48	70-73-75-65	283	+3	9
U.S. Open	CUT	76-83	159	+15	
Travelers Championship	74	67-67-75-76	285	+5	3
Quicken Loans National	T46	75-68-71-71	285	+5	10
John Deere Classic	T3	66-71-67-64	268	-16	163
The Open Championship	CUT	74-78	152	+12	
WGC-Bridgestone Invitational	T44	72-72-73-67	284	+4	13
PGA Championship	CUT	74-78	152	+10	
THE NORTHERN TRUST	T54	70-72-69-75	286	+6	22
Dell Technologies Championship	T69	76-69-72-72	289	+5	12
BMW Championship	69	76-71-72-69	288	+4	13

### 2017-2018 Season

Tournament	Position	Scores	Total Score	Total Par	FedExCup Points
CIMB Classic	T32	71-68-71-71	281	-7	21
THE C.J. CUP @ NINE BRIDGES	T36	70-72-75-75	292	+4	19
WGC-HSBC Champions	T62	77-72-71-74	294	+6	5

# Competitors' Capsules (cont.)

## PATRICK CANTLAY

USA

### 2016-2017 Season

Tournament	Position	Scores	Total Score	Total Par	FedExCup Points
AT&T Pebble Beach Pro-Am	T48	70-71-71-72	284	-3	8
Valspar Championship	2	71-66-66-68	271	-13	300
Shell Houston Open	T39	70-73-71-71	285	-3	15
RBC Heritage	T3	70-66-70-67	273	-11	145
Zurich Classic of New Orleans	T14	68-62-75-66		-17	22
THE PLAYERS Championship	T22	69-70-72-77	288	E	40
the Memorial Tournament	T35	71-72-74-71	288	E	19
RBC Canadian Open	T48	68-72-69-71	280	-8	8
PGA Championship	T33	72-71-72-72	287	+3	20
THE NORTHERN TRUST	T10	67-70-69-70	276	-4	249
Dell Technologies Championship	T13	69-68-68-71	276	-8	221
BMW Championship	T19	67-65-70-70	272	-12	300
TOUR Championship	T20	74-66-71-69	280	E	172

### 2017-2018 Season

Tournament	Position	Scores	Total Score	Total Par	FedExCup Points
WGC-HSBC Champions	T15	68-74-69-73	284	-4	55
Shriners Hospitals	P1	67-71-70-67	275	-9	500

## KEVIN CHAPPELL

USA

### 2016-2017 Season

Tournament	Position	Scores	Total Score	Total Par	FedExCup Points
CIMB Classic	T45	69-73-72-68	282	-6	10
WGC-HSBC Champions	T35	70-71-72-74	287	-1	22
The RSM Classic	CUT	64-74	138	-4	
*Franklin Templeton Shootout	T4	60-68-64	192	-24	
Farmers Insurance Open	CUT	74-72	146	+2	
Waste Management Phoenix Open	T75	71-70-76-75	292	+8	3
AT&T Pebble Beach Pro-Am	T48	73-67-67-77	284	-3	8
Genesis Open	CUT	71-76	147	+5	
WGC-Mexico Championship	T55	71-77-71-69	288	+4	7
Arnold Palmer Invitational	T49	72-74-74-71	291	+3	8
WGC-Dell Technologies Match Play	T39				14
Shell Houston Open	T44	72-71-68-75	286	-2	11
Masters Tournament	T7	71-76-70-68	285	-3	97
Valero Texas Open	1	69-68-71-68	276	-12	500
Zurich Classic of New Orleans	CUT	74-65		-5	
THE PLAYERS Championship	T35	72-72-73-73	290	+2	21
the Memorial Tournament	T52	76-69-71-76	292	+4	7
FedEx St. Jude Classic	T4	68-67-68-69	272	-8	104
U.S. Open	T23	74-70-70-71	285	-3	42
Quicken Loans National	CUT	75-74	149	+9	
The Open Championship	CUT	73-75	148	+8	
RBC Canadian Open	T8	65-69-66-71	271	-17	83
WGC-Bridgestone Invitational	T13	72-67-68-69	276	-4	61
PGA Championship	T33	72-75-69-71	287	+3	20
THE NORTHERN TRUST	T6	68-73-64-70	275	-5	355
Dell Technologies Championship	T35	72-70-69-71	282	-2	76
BMW Championship	T12	69-67-70-67	273	-11	219
TOUR Championship	T28	76-72-72-69	289	+9	121
*Presidents Cup	1				

### 2017-2018 Season

Tournament	Position	Scores	Total Score	Total Par	FedExCup Points
Shriners Hospitals	T20	67-71-75-68	281	-3	35
OHL Classic at Mayakoba	CUT	67-77	144	+2	
*Hero World Challenge	T14	68-70-74-76	288	E	
*QBE Shootout	T11	61-70-69	200	-16	

## AUSTIN COOK

USA

### 2016-2017 Season

Tournament	Position	Scores	Total Score	Total Par	FedExCup Points
Sanderson Farms Championship	CUT	71-74	145	+1	

### 2017-2018 Season

Tournament	Position	Scores	Total Score	Total Par	FedExCup Points
Sanderson Farms Champ.	T25	72-67-70-74	283	-5	20
Shriners Hospitals	T20	73-70-70-68	281	-3	35
OHL Classic at Mayakoba	T50	66-72-72-71	281	-3	8
The RSM Classic	1	66-62-66-67	261	-21	500

## BRYSON DECHAMBEAU

USA

### 2016-2017 Season

Tournament	Position	Scores	Total Score	Total Par	FedExCup Points
Safeway Open	CUT	70-74	144	E	
Shriners Hospitals for Children Open	T36	72-66-70-67	275	-9	18
OHL Classic at Mayakoba	T66	70-68-69-74	281	-3	4
The RSM Classic	CUT	66-75	141	-1	
*Franklin Templeton Shootout	T11	62-71-67	200	-16	
Sony Open in Hawaii	T49	69-67-66-70	272	-8	7
CareerBuilder Challenge	CUT	70-72-71	213	-3	
Farmers Insurance Open	CUT	78-74	152	+8	
AT&T Pebble Beach Pro-Am	CUT	75-71-73	219	+4	
Genesis Open	W/D	73	73	+2	
The Honda Classic	CUT	73-71	144	+4	
Valspar Championship	T27	67-70-72-73	282	-2	25
Puerto Rico Open	T2	68-65-70-67	270	-18	117
Shell Houston Open	T44	71-68-78-69	286	-2	11
RBC Heritage	CUT	73-73	146	+4	
Valero Texas Open	CUT	73-77	150	+6	
Zurich Classic of New Orleans	CUT	74-66		-4	
Wells Fargo Championship	CUT	76-72	148	+4	
AT&T Byron Nelson	CUT	72-71	143	+3	
DEAN & DELUCA Invitational	CUT	74-71	145	+5	
FedEx St. Jude Classic	CUT	69-73	142	+2	
U.S. Open	CUT	74-76	150	+6	
Travelers Championship	T26	67-72-66-70	275	-5	28
Quicken Loans National	T17	67-71-74-66	278	-2	47
The Greenbrier Classic	T14	70-66-71-65	272	-8	54
John Deere Classic	1	66-65-70-65	266	-18	500
The Open Championship	CUT	76-77	153	+13	
WGC-Bridgestone Invitational	T60	75-69-71-72	287	+7	5
PGA Championship	T33	73-71-72-71	287	+3	20
THE NORTHERN TRUST	CUT	71-72	143	+3	
Dell Technologies Championship	T30	69-67-72-73	281	-3	100
BMW Championship	T33	68-70-69-69	276	-8	80

### 2017-2018 Season

Tournament	Position	Scores	Total Score	Total Par	FedExCup Points
Safeway Open	T17	73-69-67-72	281	-7	41
Shriners Hospitals	T7	67-72-71-67	277	-7	85
OHL Classic at Mayakoba	T14	70-68-70-66	274	-10	52

# Competitors' Capsules (cont.)

## JASON DUFNER

USA

### 2016-2017 Season

Tournament	Position	Scores	Total Score	Total Par	FedExCup Points
*Franklin Templeton Shootout	T8	60-70-66	196	-20	
SBS Tournament of Champions	21	68-68-72-75	283	-9	43
Sony Open in Hawaii	CUT	65-73	138	-2	
CareerBuilder Challenge	T25	71-66-73-68	278	-10	30
The Honda Classic	T14	71-66-67-72	276	-4	51
WGC-Mexico Championship	T23	70-70-72-68	280	-4	43
Valspar Championship	T11	68-71-72-67	278	-6	65
WGC-Dell Technologies Match Play	T51				8
Shell Houston Open	T12	68-69-73-70	280	-8	61
Masters Tournament	T33	71-76-70-76	293	+5	25
RBC Heritage	T11	68-67-65-76	276	-8	54
Zurich Classic of New Orleans	T5	69-64-73-63		-19	59
THE PLAYERS Championship	T60	73-71-77-74	295	+7	5
AT&T Byron Nelson	T13	69-68-65-72	274	-6	55
DEAN & DELUCA Invitational	CUT	74-71	145	+5	
the Memorial Tournament	1	65-65-77-68	275	-13	500
U.S. Open	CUT	76-75	151	+7	
The Open Championship	T14	73-71-66-68	278	-2	58
WGC-Bridgestone Invitational	T50	76-68-73-69	286	+6	7
PGA Championship	T58	74-72-72-73	291	+7	6
Wyndham Championship	T14	67-66-67-68	268	-12	56
THE NORTHERN TRUST	T20	69-69-68-72	278	-2	164
Dell Technologies Championship	T69	68-75-69-77	289	+5	12
BMW Championship	T58	74-66-72-70	282	-2	20
TOUR Championship	T20	68-67-73-72	280	E	172

### 2017-2018 Season

Tournament	Position	Scores	Total Score	Total Par	FedExCup Points
CIMB Classic	74	71-71-76-77	295	+7	3
*QBE Shootout	T12	61-69-71	201	-15	

## RICKIE FOWLER

USA

### 2016-2017 Season

Tournament	Position	Scores	Total Score	Total Par	FedExCup Points
WGC-HSBC Champions	T6	65-73-68-68	274	-14	96
*ISPS HANDA World Cup of Golf	T2	70-67-69-66	272	-16	
*Hero World Challenge	T3	68-70-68-69	275	-13	
Farmers Insurance Open	CUT	72-75	147	+3	
Waste Management Phoenix Open	T4	67-68-69-65	269	-15	123
The Honda Classic	1	66-66-65-71	268	-12	500
WGC-Mexico Championship	T16	69-69-73-67	278	-6	54
Arnold Palmer Invitational	12	74-72-65-72	283	-5	65
Shell Houston Open	T3	64-71-67-70	272	-16	163
Masters Tournament	T11	73-67-71-76	287	-1	68
Zurich Classic of New Orleans	CUT	71-68		-5	
THE PLAYERS Championship	T60	70-74-72-79	295	+7	5
the Memorial Tournament	T2	70-66-72-70	278	-10	245
FedEx St. Jude Classic	CUT	74-70	144	+4	
U.S. Open	T5	65-73-68-72	278	-10	110
Quicken Loans National	T3	70-72-68-65	275	-5	163
The Open Championship	T22	71-71-67-71	280	E	42
WGC-Bridgestone Invitational	9	70-71-67-66	274	-6	83
PGA Championship	T5	69-70-73-67	279	-5	115
THE NORTHERN TRUST	T20	68-66-74-70	278	-2	164
Dell Technologies Championship	T13	69-71-66-70	276	-8	221
BMW Championship	T2	65-64-70-67	266	-18	980
TOUR Championship	T26	73-74-70-69	286	+6	133
*Presidents Cup	1				

### 2017-2018 Season

Tournament	Position	Scores	Total Score	Total Par	FedExCup Points
OHL Classic at Mayakoba	2	65-67-67-67	266	-18	300
*Hero World Challenge	1	67-70-72-61	270	-18	

## ADAM HADWIN

CAN

### 2016-2017 Season

Tournament	Position	Scores	Total Score	Total Par	FedExCup Points
Safeway Open	CUT	73-69	142	-2	
CIMB Classic	T21	71-69-67-70	277	-11	39
Shriners Hospitals for Children Open	T27	70-64-67-72	273	-11	30
OHL Classic at Mayakoba	T10	67-66-70-67	270	-14	70
*ISPS HANDA World Cup of Golf	T11	75-68-69-66	278	-10	
CareerBuilder Challenge	2	71-69-59-70	269	-19	300
Farmers Insurance Open	T49	66-71-74-76	287	-1	8
Waste Management Phoenix Open	T12	71-66-70-66	273	-11	59
AT&T Pebble Beach Pro-Am	T39	73-69-68-73	283	-4	13
Genesis Open	T34	68-73-70-69	280	-4	20
Valspar Championship	1	68-64-67-71	270	-14	500
Arnold Palmer Invitational	6	70-70-69-71	280	-8	100
Masters Tournament	T36	75-74-75-70	294	+6	20
RBC Heritage	T22	71-66-71-69	277	-7	38
Valero Texas Open	T72	70-72-82-74	298	+10	3
THE PLAYERS Championship	T30	71-72-76-70	289	+1	28
DEAN & DELUCA Invitational	T53	71-71-72-70	284	+4	6
the Memorial Tournament	CUT	78-74	152	+8	
U.S. Open	T60	68-74-75-80	297	+9	5
Travelers Championship	T57	70-70-68-71	279	-1	5
Quicken Loans National	CUT	72-73	145	+5	
The Open Championship	CUT	71-82	153	+13	
RBC Canadian Open	CUT	75-69	144	E	
WGC-Bridgestone Invitational	T5	68-69-67-69	273	-7	101
PGA Championship	CUT	79-76	155	+13	
THE NORTHERN TRUST	CUT	71-72	143	+3	
Dell Technologies Championship	T13	70-65-68-73	276	-8	221
BMW Championship	T40	71-71-70-65	277	-7	58
TOUR Championship	T23	71-67-73-70	281	+1	156

### 2017-2018 Season

Tournament	Position	Scores	Total Score	Total Par	FedExCup Points
CIMB Classic	T51	71-67-76-71	285	-3	8
THE CJ CUP @ NINE BRIDGES	T47	75-72-76-72	295	+7	9
WGC-HSBC Champions	T65	69-74-79-73	295	+7	4



# Competitors' Capsules (cont.)

## BRIAN HARMAN

USA

### 2016-2017 Season

Tournament	Position	Scores	Total Score	Total Par	FedExCup Points
Safeway Open	CUT	73-75	148	+4	
CIMB Classic	T33	67-74-68-71	280	-8	21
Shriners Hospitals for Children Open	T15	70-63-69-69	271	-13	47
OHL Classic at Mayakoba	T55	70-70-72-67	279	-5	6
The RSM Classic	CUT	72-71	143	+1	
Sony Open in Hawaii	T20	66-67-66-69	268	-12	39
CareerBuilder Challenge	T3	67-65-69-69	270	-18	163
Farmers Insurance Open	T9	68-71-73-68	280	-8	70
Waste Management Phoenix Open	T24	69-67-70-69	275	-9	30
Genesis Open	CUT	69-79	148	+6	
The Honda Classic	T48	67-69-73-72	281	+1	9
Valspar Championship	CUT	75-72	147	+5	
Arnold Palmer Invitational	T13	72-70-73-69	284	-4	56
Shell Houston Open	CUT	76-72	148	+4	
RBC Heritage	T9	71-70-66-68	275	-9	78
Zurich Classic of New Orleans	T14	71-64-72-64		-17	22
Wells Fargo Championship	1	71-69-70-68	278	-10	500
THE PLAYERS Championship	T53	71-75-71-76	293	+5	7
DEAN & DELUCA Invitational	T7	69-69-71-65	274	-6	85
the Memorial Tournament	CUT	76-76	152	+8	
U.S. Open	T2	67-70-67-72	276	-12	270
Travelers Championship	T35	66-70-69-71	276	-4	18
John Deere Classic	T10	70-70-63-67	270	-14	73
The Open Championship	CUT	70-78	148	+8	
WGC-Bridgestone Invitational	T50	70-74-69-73	286	+6	7
PGA Championship	T13	69-75-71-69	284	E	57
THE NORTHERN TRUST	CUT	74-71	145	+5	
Dell Technologies Championship	T65	68-72-74-74	288	+4	15
BMW Championship	T40	69-69-70-69	277	-7	58
TOUR Championship	T24	72-70-71-70	283	+3	145

### 2017-2018 Season

Tournament	Position	Scores	Total Score	Total Par	FedExCup Points
THE CJ CUP @ NINE BRIDGES	T5	68-72-72-71	283	-5	90
WGC-HSBC Champions	8	68-69-70-74	281	-7	89
The RSM Classic	T4	69-68-66-65	268	-14	109
*QBE Shootout	T3	62-68-64	194	-22	

## RUSSELL HENLEY

USA

### 2016-2017 Season

Tournament	Position	Scores	Total Score	Total Par	FedExCup Points
Safeway Open	CUT	69-73	142	-2	
Sanderson Farms Championship	T14	69-72-69-67	277	-11	30
Shriners Hospitals for Children Open	T24	68-69-63-72	272	-12	36
The RSM Classic	T10	67-65-70-67	269	-13	70
Sony Open in Hawaii	T13	64-67-68-68	267	-13	53
CareerBuilder Challenge	CUT	73-68-74	215	-1	
Waste Management Phoenix Open	T16	71-69-66-68	274	-10	46
The Honda Classic	T43	68-68-70-74	280	E	11
Valspar Championship	T9	64-71-75-67	277	-7	78
Arnold Palmer Invitational	T45	72-71-70-77	290	+2	10
Shell Houston Open	1	67-67-69-65	268	-20	500
Masters Tournament	T11	71-76-71-69	287	-1	68
RBC Heritage	T26	66-73-71-68	278	-6	33
Zurich Classic of New Orleans	CUT	73-65		-6	
THE PLAYERS Championship	T35	75-68-73-74	290	+2	21
AT&T Byron Nelson	CUT	76-70	146	+6	
FedEx St. Jude Classic	CUT	76-72	148	+8	
U.S. Open	T27	71-70-67-79	287	-1	33
Quicken Loans National	T46	67-77-74-67	285	+5	10
The Greenbrier Classic	T5	68-64-68-69	269	-11	105
The Open Championship	T37	70-70-75-67	282	+2	18
WGC-Bridgestone Invitational	T66	75-74-69-71	289	+9	4
PGA Championship	T71	75-71-77-73	296	+12	3
THE NORTHERN TRUST	T25	64-72-70-73	279	-1	133
Dell Technologies Championship	T40	70-69-70-74	283	-1	52
BMW Championship	T47	66-71-70-72	279	-5	37
TOUR Championship	T3	67-71-67-65	270	-10	650

### 2017-2018 Season

Tournament	Position	Scores	Total Score	Total Par	FedExCup Points
THE CJ CUP @ NINE BRIDGES	T33	67-76-76-72	291	+3	22
WGC-HSBC Champions	T36	75-68-76-69	288	E	22
*QBE Shootout	T9	63-69-67	199	-17	

## BILLY HORSCHTEL

USA

### 2016-2017 Season

Tournament	Position	Scores	Total Score	Total Par	FedExCup Points
Shriners Hospitals for Children Open	T41	64-71-70-71	276	-8	12
OHL Classic at Mayakoba	CUT	70-71	141	-1	
The RSM Classic	P2	66-66-65-68	265	-17	184
*Franklin Templeton Shootout	T3	61-68-61	190	-26	
Sony Open in Hawaii	68	69-67-69-72	277	-3	3
Farmers Insurance Open	T64	71-73-72-74	290	+2	4
Waste Management Phoenix Open	T24	70-71-65-69	275	-9	30
Genesis Open	CUT	74-71	145	+3	
The Honda Classic	T4	70-68-67-68	273	-7	100
Valspar Championship	CUT	75-73	148	+6	
Arnold Palmer Invitational	T13	72-73-67-72	284	-4	56
Shell Houston Open	T55	68-73-72-75	288	E	6
RBC Heritage	CUT	70-78	148	+6	
Valero Texas Open	CUT	73-74	147	+3	
Zurich Classic of New Orleans	CUT	73-66		-5	
THE PLAYERS Championship	CUT	75-76	151	+7	
AT&T Byron Nelson	P1	68-65-66-69	268	-12	500
DEAN & DELUCA Invitational	T34	70-70-70-71	281	+1	19
the Memorial Tournament	CUT	78-71	149	+5	
FedEx St. Jude Classic	T4	72-66-70-64	272	-8	104
U.S. Open	CUT	79-78	157	+13	
*CVS Health Charity Classic	T4	69-62	131	-11	
Quicken Loans National	T26	70-73-70-67	280	E	33
The Open Championship	CUT	76-76	152	+12	
WGC-Bridgestone Invitational	T74	76-78-77-68	299	+19	3
PGA Championship	T48	76-70-69-74	289	+5	9
Wyndham Championship	T60	67-70-69-69	275	-5	5
THE NORTHERN TRUST	CUT	70-75	145	+5	
Dell Technologies Championship	CUT	78-68	146	+4	
BMW Championship	62	68-74-71-70	283	-1	18

### 2017-2018 Season

Tournament	Position	Scores	Total Score	Total Par	FedExCup Points
Shriners Hospitals for Children Open	W/D	67	67	-4	
*QBE Shootout	T12	61-69-71	201	-15	

# Competitors' Capsules (cont.)

## DUSTIN JOHNSON

USA

### 2016-2017 Season

Tournament	Position	Scores	Total Score	Total Par	FedExCup Points
WGC-HSBC Champions	T35	74-74-70-69	287	-1	22
*Hero World Challenge	T3	66-66-72-71	275	-13	
SBS Tournament of Champions	T6	69-70-69-69	277	-15	92
Farmers Insurance Open	CUT	72-74	146	+2	
AT&T Pebble Beach Pro-Am	3	70-69-66-68	273	-14	190
Genesis Open	1	66-66-64-71	267	-17	500
WGC-Mexico Championship	1	70-66-66-68	270	-14	550
WGC-Dell Technologies Match Play	1				550
Wells Fargo Championship	T2	70-75-67-67	279	-9	245
THE PLAYERS Championship	T12	71-73-74-68	286	-2	66
AT&T Byron Nelson	T13	67-67-71-69	274	-6	55
the Memorial Tournament	CUT	78-74	152	+8	
U.S. Open	CUT	75-73	148	+4	
The Open Championship	T54	71-72-64-77	284	+4	6
RBC Canadian Open	T8	67-69-68-67	271	-17	83
WGC-Bridgestone Invitational	T17	68-75-68-66	277	-3	50
PGA Championship	T13	70-74-73-67	284	E	57
THE NORTHERN TRUST	P1	65-69-67-66	267	-13	2,000
Dell Technologies Championship	T18	66-72-66-73	277	-7	184
BMW Championship	T33	71-72-69-64	276	-8	80
TOUR Championship	T17	68-69-69-72	278	-2	200
*Presidents Cup	1				

### 2017-2018 Season

Tournament	Position	Scores	Total Score	Total Par	FedExCup Points
WGC-HSBC Champions	T2	68-63-68-77	276	-12	218
*Hero World Challenge	T14	68-72-76-72	288	E	

## SI WOO KIM

SKR

### 2016-2017 Season

Tournament	Position	Scores	Total Score	Total Par	FedExCup Points
CIMB Classic	T10	70-66-73-66	275	-13	62
WGC-HSBC Champions	T63	74-81-72-69	296	+8	5
OHL Classic at Mayakoba	W/D				
The RSM Classic	CUT	70-69	139	-3	
SBS Tournament of Champions	T30	75-70-69-78	292	E	27
Farmers Insurance Open	W/D	83	83	+11	
Waste Management Phoenix Open	CUT	75-73	148	+6	
AT&T Pebble Beach Pro-Am	CUT	78-72-77	227	+12	
Genesis Open	CUT	75-68	143	+1	
The Honda Classic	CUT	69-72	141	+1	
WGC-Mexico Championship	T72	71-75-77-76	299	+15	3
Valspar Championship	W/D	81	81	+10	
Arnold Palmer Invitational	T49	71-71-74-75	291	+3	8
WGC-Dell Technologies Match Play	T30				26
Shell Houston Open	W/D	76	76	+4	
Masters Tournament	CUT	75-81	156	+12	
Valero Texas Open	T22	70-72-71-73	286	-2	37
Zurich Classic of New Orleans	CUT	74-67		-3	
THE PLAYERS Championship	1	69-72-68-69	278	-10	600
DEAN & DELUCA Invitational	CUT	72-73	145	+5	
the Memorial Tournament	W/D	76-71	147	+3	
U.S. Open	T13	69-70-68-75	282	-6	64
Quicken Loans National	CUT	79-73	152	+12	
The Greenbrier Classic	CUT	71-70	141	+1	
The Open Championship	CUT	70-76	146	+6	
WGC-Bridgestone Invitational	T50	73-69-71-73	286	+6	7
PGA Championship	W/D	79	79	+8	
THE NORTHERN TRUST	T43	72-69-70-73	284	+4	44
Dell Technologies Championship	T40	71-70-72-70	283	-1	52
BMW Championship	T58	72-71-72-67	282	-2	20
*Presidents Cup					

### 2017-2018 Season

Tournament	Position	Scores	Total Score	Total Par	FedExCup Points
CIMB Classic	77	74-78-73-75	300	+12	2
THE CJ CUP @ NINE BRIDGES	T44	70-75-74-75	294	+6	11
WGC-HSBC Champions	T69	71-71-79-76	297	+9	4
OHL Classic at Mayakoba	3	67-68-69-65	269	-15	190
The RSM Classic	CUT	71-74	145	+3	

## KEVIN KISNER

USA

### 2016-2017 Season

Tournament	Position	Scores	Total Score	Total Par	FedExCup Points
CIMB Classic	T26	68-70-70-70	278	-10	33
WGC-HSBC Champions	T70	72-80-69-78	299	+11	3
The RSM Classic	CUT	68-72	140	-2	
*Franklin Templeton Shootout	T4	60-68-64	192	-24	
Sony Open in Hawaii	T4	70-67-60-65	262	-18	123
CareerBuilder Challenge	T25	70-69-71-68	278	-10	30
AT&T Pebble Beach Pro-Am	T10	72-67-71-69	279	-8	68
The Honda Classic	T48	69-69-66-77	281	+1	9
WGC-Mexico Championship	11	72-68-68-68	276	-8	73
Arnold Palmer Invitational	T2	70-67-68-73	278	-10	245
WGC-Dell Technologies Match Play	T17				44
Masters Tournament	T43	74-75-74-73	296	+8	14
RBC Heritage	T11	72-64-66-74	276	-8	54
Zurich Classic of New Orleans	P2	70-64-67-60		-27	163
Wells Fargo Championship	CUT	75-72	147	+3	
THE PLAYERS Championship	T56	71-75-73-75	294	+6	6
DEAN & DELUCA Invitational	1	67-67-70-66	270	-10	500
the Memorial Tournament	T6	70-69-70-71	280	-8	89
U.S. Open	T58	74-70-76-76	296	+8	6
The Greenbrier Classic	CUT	72-70	142	+2	
John Deere Classic	T44	69-65-70-71	275	-9	10
The Open Championship	T54	70-71-74-69	284	+4	6
WGC-Bridgestone Invitational	T28	67-73-73-66	279	-1	29
PGA Championship	T7	67-67-72-74	280	-4	97
Wyndham Championship	T42	69-67-68-69	273	-7	11
THE NORTHERN TRUST	T54	69-72-70-75	286	+6	22
Dell Technologies Championship	T53	72-70-73-70	285	+1	26
BMW Championship	T67	71-71-75-70	287	+3	14
TOUR Championship	T3	68-68-64-70	270	-10	650
*Presidents Cup	1				

### 2017-2018 Season

Tournament	Position	Scores	Total Score	Total Par	FedExCup Points
The RSM Classic	T4	67-68-65-68	268	-14	109
*Hero World Challenge	T12	70-72-75-70	287	-1	
*QBE Shootout	T11	61-70-69	200	-16	



# Competitors' Capsules (cont.)

## PATTON KIZZIRE

USA

### 2016-2017 Season

Tournament	Position	Scores	Total Score	Total Par	FedExCup Points
Safeway Open	2	64-71-66-70	271	-17	300
Sanderson Farms Championship	CUT	70-75	145	+1	
Shriners Hospitals for Children Open	CUT	71-71	142	E	
The RSM Classic	CUT	73-65	138	-4	
CareerBuilder Challenge	T50	65-71-73-72	281	-7	7
Farmers Insurance Open	CUT	72-76	148	+4	
Waste Management Phoenix Open	T57	71-70-67-73	281	-3	5
Genesis Open	70	70-71-73-76	290	+6	3
The Honda Classic	T66	69-71-74-73	287	+7	4
Valspar Championship	CUT	70-75	145	+3	
Arnold Palmer Invitational	CUT	75-75	150	+6	
Shell Houston Open	CUT	71-74	145	+1	
RBC Heritage	T32	72-66-70-72	280	-4	21
Zurich Classic of New Orleans	T5	69-64-73-63		-19	59
Wells Fargo Championship	T66	73-71-72-77	293	+5	3
THE PLAYERS Championship	CUT	77-77	154	+10	
DEAN & DELUCA Invitational	T63	71-71-74-71	287	+7	4
the Memorial Tournament	CUT	78-73	151	+7	
FedEx St. Jude Classic	CUT	72-72	144	+4	
Travelers Championship	T53	73-67-68-70	278	-2	6
Quicken Loans National	CUT	78-76	154	+14	
The Greenbrier Classic	CUT	72-68	140	E	
John Deere Classic	T25	68-69-67-69	273	-11	26
Barbasol Championship	T64	70-69-69-71	279	-5	2
Barracuda Championship	T9	+13- +6-+10- +9			43
Wyndham Championship	T24	67-70-64-69	270	-10	35
THE NORTHERN TRUST	CUT	73-74	147	+7	
Dell Technologies Championship	CUT	72-76	148	+6	

### 2017-2018 Season

Tournament	Position	Scores	Total Score	Total Par	FedExCup Points
Safeway Open	CUT	73-72	145	+1	
Sanderson Farms Championship	T10	71-72-69-68	280	-8	34
Shriners Hospitals for Children Open	T4	70-66-76-64	276	-8	115
OHL Classic at Mayakoba	1	62-70-66-67	265	-19	50
The RSM Classic	T45	66-69-70-71	276	-6	10

## BROOKS KOEPKA

USA

### 2016-2017 Season

Tournament	Position	Scores	Total Score	Total Par	FedExCup Points
WGC-HSBC Champions	T40	73-70-69-76	288	E	16
Shriners Hospitals for Children Open	2	62-67-70-67	266	-18	300
*Hero World Challenge	T13	72-68-72-71	283	-5	
Farmers Insurance Open	CUT	73-72	145	+1	
Waste Management Phoenix Open	T42	67-73-71-67	278	-6	12
Genesis Open	CUT	75-72	147	+5	
The Honda Classic	CUT	71-78	149	+9	
WGC-Mexico Championship	T48	76-69-68-73	286	+2	10
Arnold Palmer Invitational	CUT	78-70	148	+4	
WGC-Dell Technologies Match Play	T9				68
Masters Tournament	T11	74-73-71-69	287	-1	68
Valero Texas Open	2	68-74-70-65	277	-11	300
Zurich Classic of New Orleans	T5	69-65-73-62		-19	59
THE PLAYERS Championship	T16	74-69-71-73	287	-1	54
AT&T Byron Nelson	T50	67-69-70-74	280	E	8
the Memorial Tournament	T31	69-73-71-74	287	-1	24
FedEx St. Jude Classic	T37	69-66-71-73	279	-1	15
U.S. Open	1	67-70-68-67	272	-16	600
The Open Championship	T6	65-72-68-71	276	-4	95
WGC-Bridgestone Invitational	T17	71-69-67-70	277	-3	50
PGA Championship	T13	68-73-74-69	284	E	57
THE NORTHERN TRUST	T49	72-68-73-72	285	+5	32
Dell Technologies Championship	T18	74-67-68-68	277	-7	184
BMW Championship	T12	71-70-69-63	273	-11	219
TOUR Championship	6	66-69-68-69	272	-8	400
*Presidents Cup	1				

### 2017-2018 Season

Tournament	Position	Scores	Total Score	Total Par	FedExCup Points
WGC-HSBC Champions	T2	64-68-73-71	276	-12	218
*Hero World Challenge	18	71-78-72-70	291	+3	

## MARC LEISHMAN

AUS

### 2016-2017 Season

Tournament	Position	Scores	Total Score	Total Par	FedExCup Points
CIMB Classic	5	69-65-71-66	271	-17	110
OHL Classic at Mayakoba	T24	70-65-69-69	273	-11	35
*ISPS HANDA World Cup of Golf	T9	74-68-70-65	277	-11	
Sony Open in Hawaii	T20	68-66-66-68	268	-12	39
Farmers Insurance Open	T20	69-72-68-73	282	-6	38
Waste Management Phoenix Open	T24	68-69-65-73	275	-9	30
Genesis Open	CUT	67-76	143	+1	
The Honda Classic	T27	67-70-68-73	278	-2	26
Arnold Palmer Invitational	1	71-66-71-69	277	-11	500
WGC-Dell Technologies Match Play	T9				68
Masters Tournament	T43	73-74-78-71	296	+8	14
RBC Heritage	T44	68-69-74-71	282	-2	9
THE PLAYERS Championship	CUT	73-75	148	+4	
AT&T Byron Nelson	T13	68-71-68-67	274	-6	55
DEAN & DELUCA Invitational	T34	69-72-69-71	281	+1	19
the Memorial Tournament	T15	70-70-72-71	283	-5	52
U.S. Open	T27	68-72-72-75	287	-1	33
Travelers Championship	T17	69-68-68-69	274	-6	43
Quicken Loans National	T5	66-72-72-66	276	-4	84
The Open Championship	T6	69-76-66-65	276	-4	95
WGC-Bridgestone Invitational	T41	73-71-70-69	283	+3	16
PGA Championship	T13	75-71-71-67	284	E	57
THE NORTHERN TRUST	CUT	71-72	143	+3	
Dell Technologies Championship	3	67-69-65-70	271	-13	760
BMW Championship	1	62-64-68-67	261	-23	2,000
TOUR Championship	T24	71-71-69-72	283	+3	145

### 2017-2018 Season

Tournament	Position	Scores	Total Score	Total Par	FedExCup Points
THE CJ CUP @ NINE BRIDGES	P2	66-72-71-70	279	-9	300
WGC-HSBC Champions	T38	71-79-68-71	289	+1	18

## HIDEKI MATSUYAMA

JPN

### 2016-2017 Season

Tournament	Position	Scores	Total Score	Total Par	FedExCup Points
CIMB Classic	2	69-64-69-66	268	-20	300
WGC-HSBC Champions	1	66-65-68-66	265	-23	550
*ISPS HANDA World Cup of Golf	T6	73-65-71-65	274	-14	
*Hero World Challenge	1	65-67-65-73	270	-18	
SBS Tournament of Champions	2	69-68-66-70	273	-19	300
Sony Open in Hawaii	T27	66-67-67-69	269	-11	27
Farmers Insurance Open	T33	71-70-71-72	284	-4	21
Waste Management Phoenix Open	P1	65-68-68-66	267	-17	500
Genesis Open	CUT	68-80	148	+6	
WGC-Mexico Championship	T25	72-72-66-71	281	-3	39
Arnold Palmer Invitational	T45	73-69-72-76	290	+2	10
WGC-Dell Technologies Match Play	T51				8
Masters Tournament	T11	76-70-74-67	287	-1	68
Zurich Classic of New Orleans	T32	69-66-75-65		-13	4
THE PLAYERS Championship	T22	72-71-76-69	288	E	40
the Memorial Tournament	T45	70-74-76-70	290	+2	10
U.S. Open	T2	74-65-71-66	276	-12	270
The Open Championship	T14	68-72-66-72	278	-2	58
WGC-Bridgestone Invitational	1	69-67-67-61	264	-16	550
PGA Championship	T5	70-64-73-72	279	-5	115
THE NORTHERN TRUST	CUT	74-69	143	+3	
Dell Technologies Championship	T23	72-71-70-66	279	-5	152
BMW Championship	T47	72-68-70-69	279	-5	37
TOUR Championship	T26	75-68-73-70	286	+6	133

### 2017-2018 Season

Tournament	Position	Scores	Total Score	Total Par	FedExCup Points
CIMB Classic	T5	70-68-63-71	272	-16	105
WGC-HSBC Champions	T50	74-74-72-72	292	+4	8
*Hero World Challenge	T5	71-66-72-68	277	-11	

# Competitors' Capsules (cont.)

## GRAYSON MURRAY

USA

### 2016-2017 Season

Tournament	Position	Scores	Total Score	Total Par	FedExCup Points
Safeway Open	CUT	72-73	145	+1	
Sanderson Farms Championship	T8	67-65-72-71	275	-13	45
Shriners Hospitals for Children Open	CUT	73-71	144	+2	
CareerBuilder Challenge	T12	68-69-67-71	275	-13	58
Farmers Insurance Open	CUT	75-72	147	+3	
Waste Management Phoenix Open	T36	72-67-67-71	277	-7	18
AT&T Pebble Beach Pro-Am	CUT	73-73-74	220	+5	
Genesis Open	CUT	72-77	149	+7	
The Honda Classic	CUT	74-69	143	+3	
Valspar Championship	CUT	75-74	149	+7	
Arnold Palmer Invitational	CUT	81-75	156	+12	
Shell Houston Open	T55	68-75-75-70	288	E	6
RBC Heritage	T59	67-73-71-73	284	E	5
Zurich Classic of New Orleans	T11	70-67-71-62		-18	38
Wells Fargo Championship	T63	67-73-76-76	292	+4	4
THE PLAYERS Championship	T79	74-72-78	224	+8	2
AT&T Byron Nelson	T27	72-63-68-74	277	-3	27
the Memorial Tournament	T35	72-71-71-74	288	E	19
FedEx St. Jude Classic	T18	67-72-69-67	275	-5	44
Travelers Championship	T26	69-71-67-68	275	-5	28
Quicken Loans National	T4	68-75-71-81	295	+15	3
The Greenbrier Classic	W/D				
John Deere Classic	CUT	74-68	142	E	
Barbasol Championship	1	67-64-64-68	263	-21	300
RBC Canadian Open	CUT	67-74	141	-3	
PGA Championship	T22	68-73-69-75	285	+1	41
Wyndham Championship	CUT	70-68	138	-2	
THE NORTHERN TRUST	T62	72-68-71-76	287	+7	17
Dell Technologies Championship	T25	68-68-67-77	280	-4	130
BMW Championship	T51	71-70-71-68	280	-4	31

### 2017-2018 Season

Tournament	Position	Scores	Total Score	Total Par	FedExCup Points
Safeway Open	T9	70-69-71-69	279	-9	73
CIMB Classic	T69	82-74-64-73	293	+5	3
THE C.J. CUP @ NINE BRIDGES	T76	75-78-81-79	313	+25	2

## PAT PEREZ

USA

### 2016-2017 Season

Tournament	Position	Scores	Total Score	Total Par	FedExCup Points
CIMB Classic	T33	74-67-71-68	280	-8	21
Shriners Hospitals for Children Open	T7	66-66-69-68	269	-15	85
OHL Classic at Mayakoba	1	68-66-62-67	263	-21	500
SBS Tournament of Champions	T3	69-71-69-67	276	-16	145
Sony Open in Hawaii	T69	67-67-68-76	278	-2	3
Farmers Insurance Open	T4	68-74-67-70	279	-9	104
Waste Management Phoenix Open	W/D				
AT&T Pebble Beach Pro-Am	T14	73-64-74-69	280	-7	49
Genesis Open	T28	67-66-74-72	279	-5	27
WGC-Mexico Championship	T38	68-71-74-71	284	E	17
Arnold Palmer Invitational	T17	74-70-69-72	285	-3	46
WGC-Dell Technologies Match Play	T17				44
Masters Tournament	T18	74-74-70-71	289	+1	52
RBC Heritage	T70	68-67-81-71	287	+3	3
Wells Fargo Championship	T2	72-69-70-68	279	-9	245
THE PLAYERS Championship	T22	74-72-66-76	288	E	40
DEAN & DELUCA Invitational	CUT	73-73	146	+6	
the Memorial Tournament	T19	70-72-69-73	284	-4	45
U.S. Open	CUT	76-70	146	+2	
The Open Championship	CUT	74-75	149	+9	
WGC-Bridgestone Invitational	69	72-75-75-68	290	+10	4
PGA Championship	T28	70-76-69-71	286	+2	32
THE NORTHERN TRUST	T34	70-68-71-73	282	+2	78
Dell Technologies Championship	T6	72-67-67-67	273	-11	355
BMW Championship	T12	70-67-67-69	273	-11	219
TOUR Championship	16	68-68-72-69	277	-3	212

### 2017-2018 Season

Tournament	Position	Scores	Total Score	Total Par	FedExCup Points
CIMB Classic	1	66-65-64-69	264	-24	500
THE C.J. CUP @ NINE BRIDGES	T5	69-71-75-68	283	-5	90
WGC-HSBC Champions	T24	72-69-76-69	286	-2	37
OHL Classic at Mayakoba	T34	67-74-71-66	278	-6	19
*QBE Shootout	T3	62-68-64	194	-22	

## D.A. POINTS

### 2016-2017 Season

Tournament	Position	Scores	Total Score	Total Par	FedExCup Points
Safeway Open	CUT	70-72	142	-2	
Sanderson Farms Championship	CUT	68-76	144	E	
The RSM Classic	T45	69-67-71-68	275	-7	9
CareerBuilder Challenge	T66	72-67-72-72	283	-5	4
Farmers Insurance Open	CUT	72-73	145	+1	
AT&T Pebble Beach Pro-Am	T39	72-73-69-69	283	-4	13
Puerto Rico Open	1	64-69-69-66	268	-20	300
Shell Houston Open	T23	68-71-74-70	283	-5	31
RBC Heritage	CUT	71-71	142	E	
Valero Texas Open	CUT	72-76	148	+4	
Wells Fargo Championship	T12	73-69-73-68	283	-5	57
THE PLAYERS Championship	CUT	73-79	152	+8	
AT&T Byron Nelson	T73	69-72-74-76	291	+11	3
the Memorial Tournament	T57	71-76-73-73	293	+5	5
FedEx St. Jude Classic	CUT	72-75	147	+7	
Quicken Loans National	T65	69-74-73-74	290	+10	4
The Greenbrier Classic	CUT	69-71	140	E	
John Deere Classic	CUT	74-70	144	+2	
RBC Canadian Open	CUT	73-69	142	-2	
PGA Championship	T54	68-73-74-75	290	+6	7
Wyndham Championship	T69	69-66-73-70	278	-2	3
THE NORTHERN TRUST	T54	72-66-74-74	286	+6	22

### 2017-2018 Season

Tournament	Position	Scores	Total Score	Total Par	FedExCup Points
Safeway Open	CUT	73-71	144	E	
CIMB Classic	T78	76-79-75-76	306	+18	2
Shriners Hospitals for Children Open	CUT	77-77	154	+12	
OHL Classic at Mayakoba	T75	75-66-69-76	286	+2	2
The RSM Classic	CUT	73-74	147	+5	

# Competitors' Capsules (cont.)

## JON RAHM

## SPN

### 2016-2017 Season

Tournament	Position	Scores	Total Score	Total Par	FedExCup Points
Safeway Open	T15	66-71-72-67	276	-12	51
Shriners Hospitals for Children Open	T15	65-69-69-68	271	-13	47
OHL Classic at Mayakoba	T50	67-69-69-73	278	-6	8
*ISPS HANDA World Cup of Golf	T8	69-67-73-66	275	-13	
CareerBuilder Challenge	T34	71-66-70-72	279	-9	19
Farmers Insurance Open	1	72-69-69-65	275	-13	500
Waste Management Phoenix Open	T16	70-69-65-70	274	-10	46
AT&T Pebble Beach Pro-Am	T5	73-67-67-68	275	-12	100
WGC-Mexico Championship	T3	67-70-67-68	272	-12	170
WGC-Dell Technologies Match Play	2				315
Shell Houston Open	T10	71-72-69-67	279	-9	73
Masters Tournament	T27	73-70-73-75	291	+3	33
Wells Fargo Championship	4	69-71-69-71	280	-8	135
THE PLAYERS Championship	T72	68-72-82	222	+6	3
DEAN & DELUCA Invitational	T2	66-69-70-66	271	-9	208
the Memorial Tournament	CUT	73-77	150	+6	
U.S. Open	CUT	76-73	149	+5	
The Open Championship	T44	69-74-70-70	283	+3	11
WGC-Bridgestone Invitational	T28	67-77-67-68	279	-1	29
PGA Championship	T58	70-75-71-75	291	+7	6
THE NORTHERN TRUST	T3	68-68-67-68	271	-9	650
Dell Technologies Championship	T4	67-66-71-68	272	-12	490
BMW Championship	T5	69-68-65-67	269	-15	420
TOUR Championship	T7	67-67-70-69	273	-7	340

### 2017-2018 Season

Tournament	Position	Scores	Total Score	Total Par	FedExCup Points
WGC-HSBC Champions	T36	72-74-69-73	288	E	22

## XANDER SCHAUFFELE

## USA

### 2016-2017 Season

Tournament	Position	Scores	Total Score	Total Par	FedExCup Points
Safeway Open	T60	71-68-69-77	285	-3	5
Sanderson Farms Championship	T5	67-70-70-66	273	-15	60
Shriners Hospitals for Children Open	T36	68-70-68-69	275	-9	18
OHL Classic at Mayakoba	T60	72-63-73-72	280	-4	5
The RSM Classic	CUT	71-71	142	E	
Sony Open in Hawaii	CUT	69-70	139	-1	
CareerBuilder Challenge	CUT	76-72-74	222	+6	
Farmers Insurance Open	CUT	74-74	148	+4	
AT&T Pebble Beach Pro-Am	T66	74-69-72	215	E	3
The Honda Classic	CUT	74-69	143	+3	
Puerto Rico Open	T30	65-73-70-68	276	-12	17
Valero Texas Open	CUT	75-71	146	+2	
Zurich Classic of New Orleans	T11	68-64-73-65		-18	38
Wells Fargo Championship	T24	71-70-76-68	285	-3	33
AT&T Byron Nelson	CUT	71-72	143	+3	
DEAN & DELUCA Invitational	T48	71-70-71-71	283	+3	9
FedEx St. Jude Classic	T52	69-69-70-73	281	+1	6
U.S. Open	T5	66-73-70-69	278	-10	110
Travelers Championship	T14	66-70-70-67	273	-7	55
Quicken Loans National	T35	71-73-70-68	282	+2	20
The Greenbrier Classic	1	64-69-66-67	266	-14	500
The Open Championship	T20	69-75-70-65	279	-1	50
WGC-Bridgestone Invitational	T13	70-69-69-68	276	-4	61
PGA Championship	CUT	74-81	155	+13	
THE NORTHERN TRUST	T17	71-66-72-68	277	-3	196
Dell Technologies Championship	T53	69-74-72-70	285	+1	26
BMW Championship	T20	72-70-65-67	274	-10	157
TOUR Championship	1	69-66-65-68	268	-12	2,000

### 2017-2018 Season

Tournament	Position	Scores	Total Score	Total Par	FedExCup Points
CIMB Classic	T3	65-67-67-72	271	-17	163
THE CJ CUP @ NINE BRIDGES	T72	69-82-78-76	305	+17	3
WGC-HSBC Champions	T46	71-75-74-71	291	+3	11

## CAMERON SMITH

## SWE

### 2016-2017 Season

Tournament	Position	Scores	Total Score	Total Par	FedExCup Points
Safeway Open	T35	70-70-70-70	280	-8	14
Sanderson Farms Championship	T11	67-70-67-72	276	-12	35
Shriners Hospitals for Children Open	T10	66-68-68-68	270	-14	65
OHL Classic at Mayakoba	T42	71-68-65-72	276	-8	13
Sony Open in Hawaii	T27	64-68-69-68	269	-11	27
CareerBuilder Challenge	CUT	71-70-77	218	+2	
Farmers Insurance Open	T33	73-71-70-70	284	-4	21
Waste Management Phoenix Open	T42	69-70-68-71	278	-6	12
AT&T Pebble Beach Pro-Am	CUT	79-69-69	217	+2	
Genesis Open	T28	69-69-69-72	279	-5	27
Valspar Championship	T49	74-67-72-72	285	+1	9
Arnold Palmer Invitational	T34	74-69-69-76	288	E	19
Shell Houston Open	CUT	72-74	146	+2	
RBC Heritage	T29	67-70-71-71	279	-5	28
Valero Texas Open	T6	72-65-73-71	281	-7	89
Zurich Classic of New Orleans	P1	67-62-68-64		-27	400
THE PLAYERS Championship	CUT	71-77	148	+4	
DEAN & DELUCA Invitational	CUT	76-69	145	+5	
the Memorial Tournament	T65	74-71-73-77	295	+7	4
The Open Championship	CUT	74-75	149	+9	
RBC Canadian Open	CUT	77-69	146	+2	
PGA Championship	CUT	75-82	157	+15	
Wyndham Championship	T7	63-69-70-63	265	-15	85
THE NORTHERN TRUST	CUT	75-70	145	+5	
Dell Technologies Championship	CUT	76-73	149	+7	
BMW Championship	T12	66-68-69-70	273	-11	219

### 2017-2018 Season

Tournament	Position	Scores	Total Score	Total Par	FedExCup Points
CIMB Classic	T5	64-71-73-64	272	-16	105
THE CJ CUP @ NINE BRIDGES	3	69-68-73-70	280	-8	190

## JORDAN SPIETH

## USA

### 2016-2017 Season

Tournament	Position	Scores	Total Score	Total Par	FedExCup Points
*Hero World Challenge	T6	68-69-70-70	277	-11	
SBS Tournament of Champions	T3	72-69-70-65	276	-16	145
Sony Open in Hawaii	3	65-67-66-63	261	-19	190
Waste Management Phoenix Open	T9	70-68-67-67	272	-12	75
AT&T Pebble Beach Pro-Am	1	68-65-65-70	268	-19	500
Genesis Open	T22	69-68-72-69	278	-6	37
WGC-Mexico Championship	T12	71-72-63-71	277	-7	64
WGC-Dell Technologies Match Play	T30				26
Shell Houston Open	CUT	69-77	146	+2	
Masters Tournament	T11	75-69-68-75	287	-1	68
Zurich Classic of New Orleans	4	66-66-70-64		-22	88
THE PLAYERS Championship	CUT	73-75	148	+4	
AT&T Byron Nelson	CUT	68-75	143	+3	
DEAN & DELUCA Invitational	T2	70-68-68-65	271	-9	208
the Memorial Tournament	T13	66-72-71-73	282	-6	59
U.S. Open	T35	73-71-76-69	289	+1	20
Travelers Championship	P1	63-69-66-70	268	-12	500
The Open Championship	1	65-69-65-69	268	-12	600
WGC-Bridgestone Invitational	T13	67-70-71-68	276	-4	61
PGA Championship	T28	72-73-71-70	286	+2	32
THE NORTHERN TRUST	P2	69-65-64-69	267	-13	1,200
Dell Technologies Championship	2	72-65-66-67	270	-14	1,200
BMW Championship	T7	65-70-71-65	271	-13	350
TOUR Championship	T7	67-70-69-67	273	-7	340
*Presidents Cup	1				

### 2017-2018 Season

Tournament	Position	Scores	Total Score	Total Par	FedExCup Points
*Hero World Challenge	T3	68-67-72-69	276	-12	

# Competitors' Capsules (cont.)

## KYLE STANLEY

USA

### 2016-2017 Season

Tournament	Position	Scores	Total Score	Total Par	FedExCup Points
Safeway Open	T22	65-73-71-69	278	-10	38
Shriners Hospitals for Children Open	T7	67-67-68-67	269	-15	85
OHL Classic at Mayakoba	CUT	70-73	143	+1	
The RSM Classic	T21	65-67-70-69	271	-11	38
Sony Open in Hawaii	T36	71-66-66-67	270	-10	16
Farmers Insurance Open	T14	70-73-68-70	281	-7	52
Waste Management Phoenix Open	T36	72-69-69-67	277	-7	18
Genesis Open	T39	72-66-72-71	281	-3	13
The Honda Classic	CUT	70-71	141	+1	
Valspar Championship	T27	69-71-71-71	282	-2	25
Arnold Palmer Invitational	T17	73-68-69-75	285	-3	46
Shell Houston Open	T8	66-71-71-70	278	-10	83
RBC Heritage	T59	71-70-71-72	284	E	5
Zurich Classic of New Orleans	T29	66-66-77-65		-14	5
THE PLAYERS Championship	T4	69-66-72-75	282	-6	135
DEAN & DELUCA Invitational	CUT	73-74	147	+7	
the Memorial Tournament	T6	74-67-71-68	280	-8	89
FedEx St. Jude Classic	T27	72-66-67-72	277	-3	30
Travelers Championship	T57	70-67-74-68	279	-1	5
Quicken Loans National	P1	70-70-67-66	273	-7	500
John Deere Classic	T55	71-66-69-71	277	-7	6
The Open Championship	CUT	70-78	148	+8	
WGC-Bridgestone Invitational	T41	69-74-71-69	283	+3	16
PGA Championship	CUT	76-76	152	+10	
Wyndham Championship	CUT	70-68	138	-2	
THE NORTHERN TRUST	T25	70-71-72-66	279	-1	133
Dell Technologies Championship	T25	67-68-73-72	280	-4	130
BMW Championship	T47	70-68-71-70	279	-5	37
TOUR Championship	T20	64-73-70-73	280	E	172

### 2017-2018 Season

Tournament	Position	Scores	Total Score	Total Par	FedExCup Points
CIMB Classic	T21	71-67-70-70	278	-10	42
THE CJ CUP @ NINE BRIDGES	T19	68-71-73-74	286	-2	44
WGC-HSBC Champions	T5	71-68-69-72	280	-8	105
*QBE Shootout	T9	63-69-67	199	-17	

## BRANDAN STEELE

USA

### 2016-2017 Season

Tournament	Position	Scores	Total Score	Total Par	FedExCup Points
Safeway Open	1	67-71-67-65	270	-18	500
CIMB Classic	T26	67-69-69-73	278	-10	33
Shriners Hospitals for Children Open	T31	68-71-67-68	274	-10	24
SBS Tournament of Champions	T6	72-67-67-71	277	-15	92
CareerBuilder Challenge	T6	68-64-70-70	272	-16	95
Farmers Insurance Open	T20	69-74-70-69	282	-6	38
Waste Management Phoenix Open	T16	65-67-70-72	274	-10	46
Genesis Open	T39	69-73-68-71	281	-3	13
The Honda Classic	T14	73-65-70-68	276	-4	51
WGC-Mexico Championship	T48	74-71-70-71	286	+2	10
WGC-Dell Technologies Match Play	T30				26
Masters Tournament	T27	74-73-75-69	291	+3	33
Valero Texas Open	T62	70-71-78-76	295	+7	4
Zurich Classic of New Orleans	CUT	70-68		-6	
THE PLAYERS Championship	T6	69-71-75-68	283	-5	98
the Memorial Tournament	T57	72-73-72-76	293	+5	5
U.S. Open	T13	71-69-69-73	282	-6	64
Travelers Championship	T14	68-68-69-68	273	-7	55
Quicken Loans National	CUT	75-73	148	+8	
The Open Championship	CUT	76-77	153	+13	
WGC-Bridgestone Invitational	T24	73-68-69-68	278	-2	39
PGA Championship	CUT	74-76	150	+8	
THE NORTHERN TRUST	CUT	71-74	145	+5	
Dell Technologies Championship	T56	69-70-78-69	286	+2	22
BMW Championship	T44	68-66-72-72	278	-6	45

### 2017-2018 Season

Tournament	Position	Scores	Total Score	Total Par	FedExCup Points
Safeway Open	1	65-67-72-69	273	-15	500
CIMB Classic	T13	67-71-70-68	276	-12	56
*QBE Shootout	T4	58-70-67	195	-21	

## CHRIS STROUD

USA

### 2016-2017 Season

Tournament	Position	Scores	Total Score	Total Par	FedExCup Points
Sanderson Farms Championship	CUT	73-71	144	E	
OHL Classic at Mayakoba	T72	69-71-73-72	285	+1	3
The RSM Classic	T13	69-67-68-66	270	-12	52
AT&T Pebble Beach Pro-Am	CUT	76-69-71	216	+1	
Puerto Rico Open	T8	69-65-67-71	272	-16	48
Shell Houston Open	CUT	70-75	145	+1	
Valero Texas Open	CUT	73-72	145	+1	
Zurich Classic of New Orleans	T11	68-64-71-67		-18	38
Wells Fargo Championship	CUT	74-72	146	+2	
AT&T Byron Nelson	CUT	76-69	145	+5	
DEAN & DELUCA Invitational	T41	71-73-69-69	282	+2	12
FedEx St. Jude Classic	T65	68-67-73-75	283	+3	4
Quicken Loans National	CUT	70-83	153	+13	
The Greenbrier Classic	T20	69-69-67-69	274	-6	38
John Deere Classic	T19	67-70-69-66	272	-12	42
Barbasol Championship	T35	68-71-67-67	273	-11	11
RBC Canadian Open	CUT	73-74	147	+3	
Barracuda Championship	P1	+9-+3+12+20			300
PGA Championship	T9	68-68-71-76	283	-1	80
Wyndham Championship	CUT	71-68	139	-1	
THE NORTHERN TRUST	CUT	73-72	145	+5	
Dell Technologies Championship	CUT	71-75	146	+4	

### 2017-2018 Season

Tournament	Position	Scores	Total Score	Total Par	FedExCup Points
Safeway Open	CUT	75-73	148	+4	
CIMB Classic	T75	72-72-75-78	297	+9	3
THE CJ CUP @ NINE BRIDGES	T47	71-75-76-73	295	+7	9
OHL Classic at Mayakoba	CUT	69-73	142	E	
The RSM Classic	T49	71-67-70-69	277	-5	8

## HUDSON SWAFFORD

USA

### 2016-2017 Season

Tournament	Position	Scores	Total Score	Total Par	FedExCup Points
Safeway Open	T62	67-74-75-70	286	-2	4
CIMB Classic	T29	71-69-68-71	279	-9	27
OHL Classic at Mayakoba	T46	68-69-71-69	277	-7	10
The RSM Classic	T36	64-67-73-70	274	-8	16
Sony Open in Hawaii	T13	62-68-66-71	267	-13	53
CareerBuilder Challenge	1	65-65-71-67	268	-20	500
Farmers Insurance Open	CUT	70-78	148	+4	
Genesis Open	CUT	75-73	148	+6	
The Honda Classic	CUT	69-75	144	+4	
Valspar Championship	T38	68-69-73-73	283	-1	17
Arnold Palmer Invitational	T10	73-72-69-68	282	-6	73
Shell Houston Open	6	67-67-75-67	276	-12	100
Masters Tournament	CUT	77-76	153	+9	
Zurich Classic of New Orleans	T32	70-67-73-65		-13	4
Wells Fargo Championship	T49	72-73-74-70	289	+1	9
THE PLAYERS Championship	CUT	76-71	147	+3	
AT&T Byron Nelson	CUT	81-69	150	+10	
the Memorial Tournament	CUT	72-77	149	+5	
FedEx St. Jude Classic	CUT	75-67	142	+2	
Travelers Championship	T66	66-71-74-70	281	+1	4
Quicken Loans National	T51	74-70-74-68	286	+6	7
The Greenbrier Classic	T58	65-66-72-77	280	E	5
RBC Canadian Open	T32	65-72-71-70	278	-10	20
WGC-Bridgestone Invitational	T10	70-69-70-66	275	-5	73
PGA Championship	CUT	77-72	149	+7	
THE NORTHERN TRUST	T43	70-72-71-71	284	+4	44
Dell Technologies Championship	T13	69-68-70-69	276	-8	221
BMW Championship	T40	68-66-73-70	277	-7	58

### 2017-2018 Season

Tournament	Position	Scores	Total Score	Total Par	FedExCup Points
CIMB Classic	T54	68-78-71-69	286	-2	6
THE CJ CUP @ NINE BRIDGES	T28	68-73-74-75	290	+2	28
WGC-HSBC Champions	T50	70-74-75-73	292	+4	8
The RSM Classic	T29	65-71-68-70	274	-8	24

# Competitors' Capsules (cont.)

## JUSTIN THOMAS

USA

### 2016-2017 Season

Tournament	Position	Scores	Total Score	Total Par	FedExCup Points
Safeway Open	T8	75-66-66-67	274	-14	75
CIMB Classic	1	64-66-71-64	265	-23	500
WGC-HSBC Champions	T23	71-70-72-71	284	-4	39
*Franklin Templeton Shootout	T5	63-66-66	195	-21	
SBS Tournament of Champions	1	67-67-67-69	270	-22	500
Sony Open in Hawaii	1	59-64-65-65	253	-27	500
Waste Management Phoenix Open	CUT	69-73	142	E	
Genesis Open	T39	71-71-71-68	281	-3	13
The Honda Classic	CUT	71-70	141	+1	
WGC-Mexico Championship	T5	69-66-66-72	273	-11	110
Valspar Championship	CUT	71-74	145	+3	
WGC-Dell Technologies Match Play	T39				14
Masters Tournament	T22	73-76-71-70	290	+2	42
Zurich Classic of New Orleans	T5	70-64-74-61		-19	59
THE PLAYERS Championship	T75	73-71-79	223	+7	3
the Memorial Tournament	T4	67-71-69-72	279	-9	123
U.S. Open	T9	73-69-63-75	280	-8	82
Travelers Championship	CUT	73-72	145	+5	
Quicken Loans National	CUT	74-71	145	+5	
The Open Championship	CUT	67-80	147	+7	
WGC-Bridgestone Invitational	T28	73-70-69-67	279	-1	29
PGA Championship	1	73-66-69-68	276	-8	600
THE NORTHERN TRUST	T6	68-69-69-69	275	-5	355
Dell Technologies Championship	1	71-67-63-66	267	-17	2,000
BMW Championship	T47	67-70-71-71	279	-5	37
TOUR Championship	2	67-66-70-66	269	-11	1,200
*Presidents Cup	1				

### 2017-2018 Season

Tournament	Position	Scores	Total Score	Total Par	FedExCup Points
CIMB Classic	T17	70-71-69-67	277	-11	48
THE CJ CUP @ NINE BRIDGES	P1	63-74-70-72	279	-9	500
*Hero World Challenge	11	69-70-74-68	281	-7	

## JHONATTAN VEGAS

VEN

### 2016-2017 Season

Tournament	Position	Scores	Total Score	Total Par	FedExCup Points
Safeway Open	CUT	71-71	142	-2	
CIMB Classic	T45	71-71-68-72	282	-6	10
WGC-HSBC Champions	T45	79-71-73-66	289	+1	12
OHL Classic at Mayakoba	T10	69-67-65-69	270	-14	70
*ISPS HANDA World Cup of Golf	T27	74-68-76-67	285	-3	
SBS Tournament of Champions	T30	72-76-70-74	292	E	27
CareerBuilder Challenge	T34	65-75-68-71	279	-9	19
Farmers Insurance Open	T28	73-70-68-72	283	-5	28
Genesis Open	T15	67-68-72-69	276	-8	54
The Honda Classic	T4	67-73-69-64	273	-7	100
WGC-Mexico Championship	T38	69-74-68-73	284	E	17
WGC-Dell Technologies Match Play	T17				44
Shell Houston Open	T15	66-74-70-71	281	-7	51
Masters Tournament	CUT	78-76	154	+10	
Valero Texas Open	T34	69-71-73-75	288	E	21
Zurich Classic of New Orleans	CUT	70-69		-5	
THE PLAYERS Championship	CUT	78-69	147	+3	
AT&T Byron Nelson	T35	66-68-75-69	278	-2	19
DEAN & DELUCA Invitational	CUT	82-69	151	+11	
U.S. Open	CUT	77-75	152	+8	
Travelers Championship	CUT	71-73	144	+4	
Quicken Loans National	CUT	73-75	148	+8	
The Open Championship	CUT	75-76	151	+11	
RBC Canadian Open	P1	66-69-67-65	267	-21	500
WGC-Bridgestone Invitational	T17	69-71-68-69	277	-3	50
PGA Championship	CUT	78-72	150	+8	
THE NORTHERN TRUST	T3	69-65-72-65	271	-9	650
Dell Technologies Championship	T65	73-70-74-71	288	+4	15
BMW Championship	T63	71-68-74-71	284	E	17
TOUR Championship	30	72-74-70-74	290	+10	112
*Presidents Cup					

### 2017-2018 Season

Tournament	Position	Scores	Total Score	Total Par	FedExCup Points
CIMB Classic	T39	72-70-66-74	282	-6	15
THE CJ CUP @ NINE BRIDGES	T54	67-77-75-77	296	+8	6
WGC-HSBC Champions	T20	70-73-72-70	285	-3	48
OHL Classic at Mayakoba	T61	69-70-69-75	283	-1	4





## Championship Summaries

Justin Thomas won the 2017 Sentry Tournament of Champions on his way to becoming the FedExCup champion.



# Championship Summaries

## TOURNAMENT OF CHAMPIONS - April 26, 1953

Player	Rd1	Rd2	Rd3	Rd4	Total	Earnings
Besselink, Al	72	68	68	72	280	\$10,000.0
Harper, Chandler	70	70	71	70	281	\$5,000.00
Mangrum, Lloyd	70	72	74	69	285	\$1,500.00
Middlecoff, Cary	72	68	71	74	285	\$1,500.00
Palmer, Johnny	72	69	72	72	285	\$1,500.00
Worsham, Lew	68	71	72	74	285	\$1,500.00
Bolt, Tommy	73	74	69	70	286	\$1,000.00
Snead, Sam	79	73	72	70	294	\$1,000.00
Ferrier, Jim	75	72	75	74	296	\$1,000.00
Clark, Jimmy	74	71	78	80	303	\$1,000.00

Player	Rd1	Rd2	Rd3	Rd4	Total	Earnings
Boros, Julius	72	73	73	71	289	\$1,000.00
Holguin, Tony	75	70	70	74	289	\$1,000.00
Harrison, E. J.	73	72	73	72	290	\$1,000.00
Kroll, Ted	1	70	70	79	290	\$1,000.00
Douglas, Dave	69	77	69	76	291	\$1,000.00
Turnesa, Jim	70	76	74	71	291	\$1,000.00
Burke, Jr., Jack	69	76	72	75	292	\$1,000.00
Demaret, Jimmy	71	70	72	79	292	\$1,000.00
Barber, Jerry	72	76	68	72	288	\$1,000.00
Stewart, Earl	68	72	71	77	288	\$1,000.00

## TOURNAMENT OF CHAMPIONS - April 25, 1954

Player	Rd1	Rd2	Rd3	Rd4	Total	Earnings
Wall, Art	69	66	70	73	278	\$10,000.00
Besselink, Al	70	71	75	68	284	\$3,750.00
Mangrum, Lloyd	68	71	74	71	284	\$3,750.00
Middlecoff, Cary	70	71	71	73	285	\$1,750.00
Ford, Doug	70	70	73	75	288	\$1,375.00
Stewart, Earl	74	70	70	74	288	\$1,375.00
Kroll, Ted	68	73	78	74	293	\$1,000.00
Harrison, E. J.	70	73	81	70	294	\$1,000.00
Mayer, Dick	73	79	73	71	296	\$1,000.00
Burkemo, Walter	72	77	74	77	300	\$1,000.00

Player	Rd1	Rd2	Rd3	Rd4	Total	Earnings
Oliver, Ed	73	78	82	69	302	\$1,000.00
Harper, Chandler	69	74	74	75	292	\$1,000.00
Wampler, Fred	72	75	71	74	292	\$1,000.00
Furgol, Ed	73	73	75	74	295	\$1,000.00
Mayfield, Shelley	72	74	76	73	295	\$1,000.00
Douglas, Dave	73	73	71	72	289	\$1,000.00
Littler, Gene	69	68	76	76	289	\$1,000.00
Snead, Sam	73	72	74	72	291	\$1,000.00
Toski, Bob	73	75	73	70	291	\$1,000.00

## TOURNAMENT OF CHAMPIONS - May 1, 1955

Player	Rd1	Rd2	Rd3	Rd4	Total	Earnings
Littler, Gene	69	71	68	72	280	\$10,000.00
Barber, Jerry	70	75	75	73	293	\$2,566.67
Cooper, Pete	70	73	78	72	293	\$2,566.67
Toski, Bob	70	74	75	74	293	\$2,566.66
Furgol, Ed	69	78	75	74	296	\$1,326.67
Maxwell, Billy	77	67	74	78	296	\$1,326.67
Middlecoff, Cary	71	74	74	77	296	\$1,326.66
Ford, Doug	75	76	74	73	298	\$1,240.00
Harbert, Chick	69	74	80	75	298	\$1,240.00
Holscher, Bud	73	72	76	77	298	\$1,240.00
Boros, Julius	75	74	72	78	299	\$1,190.00

Player	Rd1	Rd2	Rd3	Rd4	Total	Earnings
Snead, Sam	73	74	74	78	299	\$1,190.00
Furgol, Marty	71	75	77	77	300	\$1,160.00
Winger, Bo	74	76	75	76	301	\$1,140.00
Monti, Eric	70	79	75	78	302	\$1,110.00
Wall, Art	75	72	77	78	302	\$1,110.00
Bolt, Tommy	72	74	78	80	304	\$1,070.00
Rosburg, Bob	72	75	80	77	304	\$1,070.00
Ulrich, Wally	77	77	73	78	305	\$1,040.00
Souchak, Mike	71	84	79	76	310	\$1,020.00
Mangrum, Lloyd	70	0	0	0		\$1,000.00



## Championship Summaries (cont.)

### TOURNAMENT OF CHAMPIONS - April 29, 1956

Player	Rd1	Rd2	Rd3	Rd4	Total	Earnings	Player	Rd1	Rd2	Rd3	Rd4	Total	Earnings
Littler, Gene	70	71	69	71	281	\$10,000.00	Palmer, Arnold	74	76	71	72	293	\$1,180.00
Middlecoff, Cary	79	68	68	70	285	\$4,000.00	Boros, Julius	80	72	74	69	295	\$1,140.00
Mangrum, Lloyd	75	70	74	69	288	\$2,200.00	Fetchick, Mike	74	72	77	72	295	\$1,140.00
Balding, Al	75	71	75	68	289	\$1,400.00	Finsterwald, Dow	78	72	72	73	295	\$1,140.00
Kroll, Ted	72	73	73	71	289	\$1,400.00	Fairfield, Don	76	76	72	73	297	\$1,100.00
Mayfield, Shelley	72	73	73	71	289	\$1,400.00	Souchak, Mike	78	74	73	74	299	\$1,070.00
Dickinson, Gardner	75	70	72	73	290	\$1,260.00	Winger, Bo	79	73	69	78	299	\$1,070.00
Ford, Doug	72	74	72	72	290	\$1,260.00	Harper, Chandler	74	78	79	75	306	\$1,040.00
Mayer, Dick	77	69	74	70	290	\$1,260.00	Fleck, Jack	82	80	75	71	308	\$1,020.00
Stranahan, Frank	74	72	72	73	291	\$1,220.00	Bolt, Tommy	81	74	83	74	312	\$1,000.00
Ransom, Henry	73	74	75	70	292	\$1,200.00	Evans, Max	79	0	0	0		\$1,000.00

### TOURNAMENT OF CHAMPIONS - April 21, 1957

Player	Rd1	Rd2	Rd3	Rd4	Total	Earnings	Player	Rd1	Rd2	Rd3	Rd4	Total	Earnings
Littler, Gene	73	73	69	70	285	\$10,000.00	Thomson, Peter	76	76	70	71	293	\$1,220.00
Casper, Billy	75	70	72	71	288	\$2,230.00	Hebert, Jay	83	70	73	68	284	\$1,180.00
Demaret, Jimmy	73	72	73	70	288	\$2,230.00	Cooper, Pete	74	74	74	73	295	\$1,160.00
Finsterwald, Dow	75	73	70	70	288	\$2,230.00	Wall, Art	73	76	76	73	298	\$1,140.00
Maxwell, Billy	76	74	69	69	288	\$2,230.00	Rosburg, Bob	79	71	77	72	299	\$1,120.00
January, Don	78	65	73	73	289	\$1,326.67	Souchak, Mike	76	74	75	75	300	\$1,100.00
Mayer, Dick	78	70	69	72	289	\$1,326.67	Harrison, E. J.	80	73	75	75	303	\$1,080.00
Furgol, Ed	72	77	70	70	289	\$1,326.66	Fetchick, Mike	76	78	72	78	304	\$1,060.00
Ford, Doug	74	75	74	69	292	\$1,270.00	Winger, Bo	81	78	74	72	305	\$1,040.00
Palmer, Arnold	72	73	74	73	292	\$1,270.00	Sanders, Doug	81	71	77	77	306	\$1,020.00
Hawkins, Fred	73	76	72	72	293	\$1,220.00	Kroll, Ted	79	75	83	71	308	\$1,000.00
Middlecoff, Cary	75	72	73	73	293	\$1,220.00							

### TOURNAMENT OF CHAMPIONS - April 27, 1958

Player	Rd1	Rd2	Rd3	Rd4	Total	Earnings	Player	Rd1	Rd2	Rd3	Rd4	Total	Earnings
Littler, Gene	69	71	68	72	280	\$10,000.00	Harney, Paul	75	71	67	72	285	\$1,220.00
Barber, Jerry	70	75	75	73	293	\$2,566.67	Demaret, Jimmy	73	71	72	70	286	\$1,190.00
Leonard, Stan	69	69	69	68	275	\$10,000.00	Maxwell, Billy	71	71	74	70	286	\$1,190.00
Casper, Billy	65	70	71	70	276	\$5,000.00	Burkemo, Walter	71	68	74	74	287	\$1,140.00
Stranahan, Frank	66	71	72	71	280	\$2,500.00	Hebert, Lionel	72	71	73	71	287	\$1,140.00
Bolt, Tommy	69	67	71	74	281	\$1,390.00	Mayer, Dick	76	71	68	72	287	\$1,140.00
Littler, Gene	68	74	71	68	281	\$1,390.00	De Vincenzo, Roberto	70	71	76	71	288	\$1,100.00
Harrison, E. J.	70	70	72	70	282	\$1,310.00	Johnson, Howie	72	75	68	74	289	\$1,080.00
Palmer, Arnold	72	68	72	70	282	\$1,310.00	Johnston, Bill	69	78	72	71	290	\$1,050.00
Bayer, George	78	66	68	71	283	\$1,260.00	Oliver, Ed	70	75	76	69	290	\$1,050.00
Dickinson, Gardner	73	70	68	72	283	\$1,260.00	Ford, Doug	72	74	70	75	291	\$1,020.00
Venturi, Ken	72	71	71	69	283	\$1,260.00	Besslink, Al	79	73	76	73	301	\$1,000.00

## Championship Summaries (cont.)

### TOURNAMENT OF CHAMPIONS - April 26, 1959

Player	Rd1	Rd2	Rd3	Rd4	Total	Earnings
Souchak, Mike	66	70	68	77	281	\$10,000.00
Wall, Art	72	68	69	74	283	\$5,000.00
Littler, Gene	71	72	71	71	285	\$3,000.00
Boros, Julius	70	70	75	74	289	\$1,606.67
Sanders, Doug	71	73	72	73	289	\$1,606.67
Leonard, Stan	71	73	70	75	289	\$1,606.66
Maxwell, Billy	72	73	73	72	290	\$1,360.00
Venturi, Ken	71	75	72	72	290	\$1,360.00
Vossler, Ernie	69	71	74	76	290	\$1,360.00
Casper, Billy	72	75	73	72	292	\$1,300.00
Cooper, Pete	69	77	73	73	292	\$1,300.00
McMullen, John	68	72	76	76	292	\$1,300.00
Jacobs, Tommy	72	76	69	76	293	\$1,250.00

Player	Rd1	Rd2	Rd3	Rd4	Total	Earnings
Palmer, Arnold	70	73	74	76	293	\$1,250.00
Bayer, George	72	70	77	77	296	\$1,210.00
Goalby, Bob	72	74	73	77	296	\$1,210.00
Finsterwald, Dow	73	74	77	73	297	\$1,170.00
Furgol, Marty	73	80	70	74	297	\$1,170.00
Collins, Bill	73	74	81	72	300	\$1,120.00
Ellis, Wes	73	72	75	80	300	\$1,120.00
Harney, Paul	71	73	80	76	300	\$1,120.00
Player, Gary	74	75	81	71	301	\$1,080.00
Bolt, Tommy	75	76	73	78	302	\$1,060.00
Middlecoff, Cary	72	73	75	85	305	\$1,040.00
Ferree, Jim	78	76	76	76	306	\$1,010.00
Johnson, Howie	74	74	79	79	306	\$1,010.00

### TOURNAMENT OF CHAMPIONS - May 8, 1960

Player	Rd1	Rd2	Rd3	Rd4	Total	Earnings
Barber, Jerry	69	66	66	67	268	\$10,000.00
Hebert, Jay	68	68	68	68	272	\$5,000.00
Boros, Julius	70	67	66	71	274	\$4,000.00
Whitt, Don	67	72	68	68	275	\$3,000.00
Casper, Billy	73	67	66	70	276	\$1,650.00
Palmer, Arnold	72	65	70	69	276	\$1,650.00
Sanders, Doug	74	67	69	68	278	\$1,280.00
Ford, Doug	70	73	69	67	279	\$1,250.00
Wall, Art	69	70	73	67	279	\$1,250.00
Nieporte, Tom	73	65	73	69	280	\$1,220.00
Finsterwald, Dow	70	68	71	72	281	\$1,190.00

Player	Rd1	Rd2	Rd3	Rd4	Total	Earnings
January, Don	71	73	69	68	281	\$1,190.00
Fleck, Jack	69	70	71	72	282	\$1,140.00
Rosburg, Bob	70	71	72	69	282	\$1,140.00
Rudolph, Mason	68	73	70	71	282	\$1,140.00
Ragan, Dave	67	72	71	73	283	\$1,080.00
Souchak, Mike	72	67	73	71	283	\$1,080.00
Venturi, Ken	69	67	70	77	283	\$1,080.00
Littler, Gene	75	70	73	67	285	\$1,040.00
Bayer, George	73	69	73	73	288	\$1,020.00
Monti, Eric	72	73	71	75	291	\$1,000.00

### TOURNAMENT OF CHAMPIONS - May 7, 1961

Player	Rd1	Rd2	Rd3	Rd4	Total	Earnings
Snead, Sam	68	67	69	69	273	\$10,000.00
Bolt, Tommy	67	69	73	71	280	\$5,000.00
Collins, Bill	71	68	73	69	281	\$3,000.00
Rosburg, Bob	3	70	71	68	282	\$2,500.00
Ford, Doug	67	69	74	73	283	\$2,100.00
Hebert, Jay	66	67	78	73	284	\$1,760.00
Leonard, Stan	69	67	74	74	284	\$1,760.00
Player, Gary	70	70	69	75	284	\$1,760.00
Boros, Julius	67	71	75	74	287	\$1,640.00
Casper, Billy	68	70	73	76	287	\$1,640.00
Sanders, Doug	70	74	71	72	287	\$1,640.00
Venturi, Ken	72	70	73	73	288	\$1,560.00
Littler, Gene	71	72	73	73	289	\$1,500.00

Player	Rd1	Rd2	Rd3	Rd4	Total	Earnings
Maxwell, Billy	75	70	71	73	289	\$1,500.00
Finsterwald, Dow	71	74	74	71	290	\$1,440.00
Hill, Dave	76	71	69	75	291	\$1,400.00
Souchak, Mike	74	71	71	76	292	\$1,360.00
Johnston, Bill	71	70	74	78	293	\$1,320.00
Wall, Art	69	70	78	77	294	\$1,280.00
Pott, Johnny	72	70	74	79	295	\$1,240.00
Fairfield, Don	71	71	78	76	296	\$1,160.00
Palmer, Arnold	69	76	73	78	296	\$1,160.00
Vossler, Ernie	75	73	74	76	298	\$1,080.00
Goalby, Bob	76	72	76	75	299	\$1,040.00
Hebert, Lionel	75	73	72	81	301	\$1,000.00

## Championship Summaries (cont.)

### TOURNAMENT OF CHAMPIONS - May 6, 1962

Player	Rd1	Rd2	Rd3	Rd4	Total	Earnings	Player	Rd1	Rd2	Rd3	Rd4	Total	Earnings
Palmer, Arnold	69	70	69	68	276	\$11,000.00	Campbell, Joe	70	71	74	75	290	\$1,250.00
Casper, Billy	73	67	69	68	277	\$5,800.00	Crampton, Bruce	72	68	76	74	290	\$1,250.00
Stewart, Earl	72	68	69	70	279	\$3,800.00	Snead, Sam	70	75	75	70	290	\$1,250.00
Sanders, Doug	69	72	69	70	280	\$3,300.00	Hill, Dave	73	77	71	70	291	\$1,125.00
Hebert, Jay	71	76	68	68	283	\$2,900.00	Jacobs, Tommy	78	69	68	76	291	\$1,125.00
Monti, Eric	74	70	70	70	284	\$2,500.00	Maxwell, Billy	74	73	73	73	293	\$1,050.00
Brewer, Gay	70	74	69	72	285	\$2,125.00	Middlecoff, Cary	69	70	80	76	295	\$1,000.00
Rodgers, Phil	71	71	70	73	285	\$2,125.00	Winingar, Bo	80	70	77	72	299	\$1,000.00
Littler, Gene	72	71	71	73	287	\$1,850.00	McCallister, Bob	77	70	77	76	300	\$1,000.00
Ford, Doug	70	69	74	75	288	\$1,650.00	Nichols, Bobby	76	78	78	71	303	\$1,000.00
January, Don	75	72	70	71	288	\$1,650.00	Knudson, George	75	73	71	75	294	\$1,000.00
Cupit, Jacky	74	77	70	68	289	\$1,416.67	Marr, Dave	74	75	74	71	294	\$1,000.00
Fleck, Jack	71	69	80	69	289	\$1,416.67	Souchak, Mike	69	79	75	71	294	\$1,000.00
Baird, Butch	71	76	72	70	289	\$1,416.66							

### TOURNAMENT OF CHAMPIONS - May 5, 1963

Player	Rd1	Rd2	Rd3	Rd4	Total	Earnings	Player	Rd1	Rd2	Rd3	Rd4	Total	Earnings
Nicklaus, Jack	64	68	72	69	273	\$13,000.00	Maxwell, Billy	73	73	72	69	287	\$1,275.00
Lema, Tony	72	69	71	66	278	\$5,300.00	January, Don	76	72	71	71	290	\$1,175.00
Palmer, Arnold	66	71	73	68	278	\$5,300.00	Winingar, Bo	70	72	77	71	290	\$1,175.00
Dickinson, Gardner	71	71	70	69	281	\$2,900.00	Barber, Jerry	74	71	76	75	296	\$1,160.00
Goalby, Bob	73	68	68	72	282	\$2,900.00	Hebert, Lionel	71	76	74	70	291	\$1,100.00
Kroll, Ted	72	71	69	69	281	\$2,900.00	Ford, Doug	71	75	75	71	292	\$1,050.00
Sanders, Doug	70	72	72	69	283	\$2,250.00	Crampton, Bruce	73	73	75	72	293	\$1,000.00
Barber, Jerry	71	69	74	70	284	\$1,850.00	Barber, Jerry	71	73	73	80	297	\$1,000.00
Cupit, Jacky	71	70	72	71	284	\$1,850.00	Ragan, Dave	77	74	72	72	295	\$1,000.00
Littler, Gene	73	74	68	69	284	\$1,850.00	Geiberger, Al	77	78	70	73	298	\$1,000.00
Barnum, John	72	73	70	71	286	\$1,462.50	Johnston, Al	79	72	72	71	294	\$1,000.00
Floyd, Ray	76	74	68	68	286	\$1,462.50	Nichols, Bobby	75	73	75	71	294	\$1,000.00
Player, Gary	73	73	71	69	286	\$1,462.50	Sikes, Dan	72	72	74	76	294	\$1,000.00
Pott, Johnny	70	71	74	71	286	\$1,462.50	Casper, Billy	70	69	69	0		\$0.00
Collins, Bill	67	75	74	71	287	\$1,275.00							

### TOURNAMENT OF CHAMPIONS - May 3, 1964

Player	Rd1	Rd2	Rd3	Rd4	Total	Earnings	Player	Rd1	Rd2	Rd3	Rd4	Total	Earnings
Nicklaus, Jack	68	73	65	73	279	\$12,000.00	Finsterwald, Dow	74	75	73	67	289	\$1,250.00
Geiberger, Al	70	75	67	69	281	\$6,000.00	Pott, Johnny	74	75	75	65	289	\$1,250.00
Sanders, Doug	71	73	71	66	281	\$6,000.00	Brewer, Gay	71	74	73	72	290	\$1,160.00
Boros, Julius	72	76	66	68	282	\$3,020.00	Ford, Doug	67	75	74	75	291	\$1,095.00
Fairfield, Don	72	72	67	71	282	\$3,020.00	Knudson, George	72	70	74	75	291	\$1,095.00
Harney, Paul	72	71	70	69	282	\$3,020.00	Nichols, Bobby	71	80	69	71	291	\$1,095.00
Jacobs, Tommy	70	75	68	69	282	\$3,020.00	Rodgers, Phil	70	85	68	68	291	\$1,095.00
Rodriguez, Chi Chi	69	70	70	73	282	\$3,020.00	Rudolph, Mason	72	74	71	75	292	\$1,060.00
Palmer, Arnold	72	72	70	70	284	\$1,850.00	Besselinck, Al	73	81	70	71	295	\$1,045.00
Player, Gary	71	71	70	73	285	\$1,650.00	Lema, Tony	77	80	70	68	295	\$1,045.00
Wall, Art	72	73	70	70	285	\$1,650.00	Cupit, Jacky	74	73	71	78	296	\$1,030.00
Beard, Frank	71	74	70	72	287	\$1,416.67	Charles, Bob	69	80	72	77	298	\$1,020.00
Casper, Billy	71	76	72	68	287	\$1,416.67	Rule, Jack	79	78	72	72	301	\$1,010.00
Devlin, Bruce	73	77	65	72	287	\$1,416.66	Hill, Dave	75	74	77	77	303	\$1,000.00
Baxter, Rex	73	74	75	67	289	\$1,250.00							

## Championship Summaries (cont.)

### TOURNAMENT OF CHAMPIONS - May 2, 1965

Player	Rd1	Rd2	Rd3	Rd4	Total	Earnings
Palmer, Arnold	66	69	71	71	277	\$14,000.00
Rodriguez, Chi Chi	70	67	72	70	279	\$8,000.00
Sanders, Doug	69	68	72	72	281	\$6,000.00
Nagle, Kel	71	73	69	70	283	\$4,750.00
Snead, Sam	68	71	74	70	283	\$4,750.00
Barber, Miller	73	70	72	71	286	\$3,750.00
Casper, Billy	68	71	72	75	286	\$3,750.00
Crampton, Bruce	69	70	76	72	287	\$2,900.00
Sikes, R.H.	68	74	68	77	287	\$2,900.00
Knudson, George	69	74	72	74	289	\$2,400.00
Nicklaus, Jack	74	71	67	78	290	\$2,150.00
Coody, Charles	71	75	73	72	291	\$1,825.00
McGowan, Jack	71	73	72	75	291	\$1,825.00

Player	Rd1	Rd2	Rd3	Rd4	Total	Earnings
Courtney, Charles	69	74	72	77	292	\$1,600.00
Lema, Tony	73	71	73	77	294	\$1,500.00
Archer, George	72	73	74	76	295	\$1,375.00
Funseth, Rod	69	74	72	80	295	\$1,375.00
Hart, Dick	71	74	73	78	296	\$1,300.00
Ellis, Wes	71	74	75	77	297	\$1,250.00
Charles, Bob	70	73	78	77	298	\$1,175.00
Souchak, Mike	71	74	75	78	298	\$1,175.00
McCallister, Bob	72	74	75	78	299	\$1,100.00
Weaver, Bert	72	74	76	79	301	\$1,075.00
Nichols, Bobby	73	75	73	81	302	\$1,050.00
Brown, Pete	78	0	0	0		\$1,012.50
Harney, Paul	70	82	0	0		\$1,012.50

### TOURNAMENT OF CHAMPIONS - April 18, 1966

Player	Rd1	Rd2	Rd3	Rd4	Total	Earnings
Palmer, Arnold	74	70	70	69	283	\$20,000.00
Brewer, Gay	70	69	70	74	283	\$12,000.00
Casper, Billy	70	71	74	70	285	\$8,000.00
Massengale, Don	74	72	69	72	287	\$5,600.00
Crampton, Bruce	72	71	71	74	288	\$4,250.00
Nicklaus, Jack	76	71	69	72	288	\$4,250.00
Beard, Frank	75	68	76	70	289	\$3,233.34
Marr, Dave	71	72	71	75	289	\$3,233.33
Nichols, Bobby	73	72	70	74	289	\$3,233.33
Rodgers, Phil	74	74	69	73	290	\$2,800.00
Wysong, Dudley	71	70	80	69	290	\$2,800.00
Hiskey, Babe	75	76	69	72	292	\$2,600.00
Sanders, Doug	73	72	70	77	292	\$2,600.00

Player	Rd1	Rd2	Rd3	Rd4	Total	Earnings
Geiberger, Al	76	73	72	73	294	\$2,300.00
Littler, Gene	79	72	71	72	294	\$2,300.00
Player, Gary	76	71	71	76	294	\$2,300.00
Rule, Jack	74	74	73	73	294	\$2,300.00
Baird, Butch	75	74	71	75	295	\$2,050.00
Campbell, Joe	74	73	73	75	295	\$2,050.00
Sikes, Dan	82	69	72	72	295	\$2,050.00
Hebert, Lionel	74	70	72	80	296	\$1,900.00
Floyd, Ray	74	74	73	76	297	\$1,750.00
Lema, Tony	77	75	69	76	297	\$1,750.00
Venturi, Ken	75	73	76	75	299	\$1,600.00
Verwey, Bob	76	72	75	77	300	\$1,550.00
Mayer, Dick	77	73	76	76	302	\$1,500.00

### TOURNAMENT OF CHAMPIONS - April 16, 1967

Player	Rd1	Rd2	Rd3	Rd4	Total	Earnings
Beard, Frank	65	68	74	71	278	\$20,000.00
Palmer, Arnold	68	73	74	64	279	\$12,000.00
Archer, George	68	74	72	68	282	\$8,000.00
Nichols, Bobby	68	71	75	70	284	\$4,700.00
Nicklaus, Jack	68	68	75	73	284	\$4,700.00
Sanders, Doug	67	69	77	71	284	\$4,700.00
Sikes, R.H.	69	70	75	71	285	\$3,233.34
De Vincenzo, Roberto	70	74	68	73	285	\$3,233.33
Sikes, Dan	68	68	73	76	285	\$3,233.33
Yancey, Bert	70	75	71	70	286	\$2,850.00
Blancas, Homero	74	69	76	68	287	\$2,750.00
Brewer, Gay	67	72	74	75	288	\$2,600.00
Cupit, Jacky	71	73	75	69	288	\$2,600.00

Player	Rd1	Rd2	Rd3	Rd4	Total	Earnings
Geiberger, Al	69	73	77	70	289	\$2,450.00
Goalby, Bob	69	71	77	73	290	\$2,350.00
Boros, Julius	72	71	74	74	291	\$2,200.00
January, Don	67	74	77	73	291	\$2,200.00
Casper, Billy	71	77	71	73	292	\$2,050.00
Rudolph, Mason	72	75	74	71	292	\$2,050.00
Wall, Art	72	69	78	73	292	\$2,050.00
Devlin, Bruce	71	68	76	78	293	\$1,850.00
Henning, Harold	72	70	76	75	293	\$1,850.00
Rodgers, Phil	75	75	74	72	296	\$1,700.00
Makalena, Ted	72	76	73	77	298	\$1,600.00
Massengale, Don	72	73	78	77	300	\$1,550.00
Nieporte, Tom	76	0	0	0		\$0.00

## Championship Summaries (cont.)

### TOURNAMENT OF CHAMPIONS - April 21, 1968

Player	Rd1	Rd2	Rd3	Rd4	Total	Earnings	Player	Rd1	Rd2	Rd3	Rd4	Total	Earnings
January, Don	70	68	69	69	276	\$30,000.00	Sifford, Charles	75	73	70	71	289	\$3,350.00
Boros, Julius	70	70	71	66	277	\$18,000.00	Yancey, Bert	74	73	72	70	289	\$3,350.00
Glover, Randy	70	71	70	68	279	\$12,000.00	Zarley, Kermit	68	75	76	70	289	\$3,350.00
Dickinson, Gardner	68	71	73	69	281	\$9,175.00	Barber, Miller	76	71	70	73	290	\$2,975.00
Goalby, Bob	70	70	66	75	281	\$9,175.00	Knudson, George	73	72	70	75	290	\$2,975.00
Archer, George	71	69	71	71	282	\$7,250.00	Fleckman, Marty	72	75	74	70	291	\$2,616.67
Charles, Bob	73	68	74	68	283	\$5,750.00	Graham, Lou	72	78	73	68	291	\$2,616.67
Jacklin, Tony	74	70	69	70	283	\$5,750.00	Wysong, Dudley	71	74	73	73	291	\$2,616.66
Casper, Billy	70	74	70	70	284	\$4,350.00	Hammer, Laurie	78	73	77	68	296	\$2,350.00
Stockton, Dave	72	69	75	68	284	\$4,350.00	Rodriguez, Chi Chi	73	74	75	74	296	\$2,350.00
Sikes, Dan	68	70	70	77	285	\$4,000.00	Hill, Dave	77	73	78	72	300	\$2,200.00
Beard, Frank	76	71	71	70	288	\$3,725.00	Pott, Johnny	75	83	78	78	314	\$2,000.00
Weiskopf, Tom	75	71	67	75	288	\$3,725.00							

### TOURNAMENT OF CHAMPIONS - April 20, 1969

Player	Rd1	Rd2	Rd3	Rd4	Total	Earnings	Player	Rd1	Rd2	Rd3	Rd4	Total	Earnings
Player, Gary	69	74	69	72	284	\$30,000.00	Barber, Miller	72	75	78	70	295	\$3,100.00
Trevino, Lee	74	68	70	74	286	\$17,000.00	Nicklaus, Jack	73	80	76	67	296	\$2,816.67
Palmer, Arnold	69	74	75	71	289	\$10,000.00	Weiskopf, Tom	69	78	77	72	296	\$2,816.67
Stockton, Dave	69	75	75	70	289	\$10,000.00	Still, Ken	72	78	74	72	296	\$2,816.66
Littler, Gene	75	68	75	72	290	\$8,000.00	Shaw, Tom	72	73	75	78	298	\$2,600.00
Archer, George	71	71	74	75	291	\$7,000.00	Lunn, Bob	75	74	73	77	299	\$2,500.00
Charles, Bob	73	73	74	72	292	\$5,500.00	De Vincenzo, Roberto	73	76	77	75	301	\$2,400.00
Lotz, Dick	67	78	70	77	292	\$5,500.00	Dickson, Bob	77	81	72	73	303	\$2,350.00
Cerrudo, Ron	74	73	75	71	293	\$4,116.67	Henry, Bunky	77	74	76	77	304	\$2,275.00
Sikes, Dan	73	73	77	70	293	\$4,116.67	Sifford, Charles	74	76	77	77	304	\$2,275.00
Casper, Billy	71	76	71	75	293	\$4,116.66	Colbert, Jim	73	78	80	75	306	\$2,175.00
Boros, Julius	69	74	73	78	294	\$3,416.67	Rodriguez, Chi Chi	78	75	76	77	306	\$2,175.00
January, Don	71	78	73	72	294	\$3,416.67	Murphy, Bob	79	72	79	79	309	\$2,100.00
Reid, Steve	71	75	70	78	294	\$3,416.66	Floyd, Ray	75	77	80	78	310	\$2,000.00

### TOURNAMENT OF CHAMPIONS - April 26, 1970

Player	Rd1	Rd2	Rd3	Rd4	Total	Earnings	Player	Rd1	Rd2	Rd3	Rd4	Total	Earnings
Beard, Frank	70	64	68	71	273	\$30,000.00	Hinson, Larry	71	73	75	71	290	\$2,762.50
Jacklin, Tony	69	68	67	76	280	\$11,633.34	Spray, Steve	76	70	71	73	290	\$2,762.50
Casper, Billy	71	69	68	72	280	\$11,633.33	Hill, Mike	73	75	72	71	291	\$2,500.00
Player, Gary	68	72	69	71	280	\$11,633.33	Courtney, Charles	73	73	74	73	293	\$2,425.00
Palmer, Arnold	70	72	69	70	281	\$7,400.00	Trevino, Lee	70	71	77	75	293	\$2,425.00
Moody, Orville	72	71	71	70	284	\$6,400.00	Hill, Dave	72	76	74	72	294	\$2,300.00
Crampton, Bruce	69	69	72	76	286	\$4,766.67	Lotz, Dick	78	73	71	72	294	\$2,300.00
Nicklaus, Jack	71	69	72	74	286	\$4,766.67	Lunn, Bob	75	72	72	75	294	\$2,300.00
Douglass, Dale	70	71	71	74	286	\$4,766.66	Floyd, Ray	71	75	73	76	295	\$2,175.00
Still, Ken	78	72	69	68	287	\$3,675.00	Yancey, Bert	75	72	72	76	295	\$2,175.00
Ziegler, Larry	72	71	73	71	287	\$3,675.00	Barber, Miller	72	74	75	77	298	\$2,087.50
Devlin, Bruce	71	75	70	72	288	\$3,400.00	Shaw, Tom	77	69	74	78	298	\$2,087.50
Dickinson, Gardner	73	73	74	69	289	\$3,175.00	Beman, Deane	77	73	74	76	300	\$2,050.00
Goalby, Bob	72	74	69	74	289	\$3,175.00	Brown, Pete	78	77	71	75	301	\$2,025.00
Cerrudo, Ron	72	74	72	72	290	\$2,762.50	January, Don	78	78	75	77	308	\$2,000.00
Coody, Charles	74	68	72	76	290	\$2,762.50							

# Championship Summaries (cont.)

## TOURNAMENT OF CHAMPIONS - April 25, 1971

Player	Rd1	Rd2	Rd3	Rd4	Total	Earnings
Nicklaus, Jack	69	71	69	70	279	\$33,000.00
Devlin, Bruce	72	70	72	73	287	\$12,760.00
Player, Gary	70	71	74	72	287	\$12,760.00
Stockton, Dave	71	72	72	72	287	\$12,760.00
Littler, Gene	72	71	74	71	288	\$6,770.00
Nichols, Bobby	71	75	72	71	289	\$5,940.00
Beard, Frank	70	73	73	74	290	\$4,930.00
Coody, Charles	74	68	73	75	290	\$4,930.00
Gilbert, Gibby	73	71	73	74	291	\$4,350.00
Hill, Dave	72	76	71	73	292	\$4,050.00
Barber, Miller	69	71	76	77	293	\$3,700.00
Knudson, George	70	76	71	76	293	\$3,700.00
Aaron, Tommy	76	72	73	73	294	\$3,400.00
Palmer, Arnold	71	74	77	73	295	\$3,100.00
Snead, J.C.	75	71	75	74	295	\$3,100.00
Lunn, Bob	72	77	70	77	296	\$2,720.00
Rudolph, Mason	77	71	76	72	296	\$2,720.00
Sanders, Doug	74	74	73	75	297	\$2,720.00

Player	Rd1	Rd2	Rd3	Rd4	Total	Earnings
Blancas, Homero	77	76	70	74	297	\$2,520.00
Zarley, Kermit	77	75	71	74	298	\$2,520.00
Hiskey, Babe	77	76	72	73	299	\$2,400.00
Archer, George	77	74	72	76	299	\$2,320.00
Murphy, Bob	75	75	76	73	299	\$2,320.00
Royer, Hugh	77	71	73	78	299	\$2,320.00
Jacklin, Tony	77	75	75	74	301	\$2,220.00
Sanudo, Cesar	77	70	76	78	301	\$2,220.00
Goalby, Bob	77	75	75	75	302	\$2,175.00
Still, Ken	79	71	78	75	303	\$2,150.00
Allin, Bud	75	73	78	79	305	\$2,112.50
Lotz, Dick	77	77	77	74	305	\$2,112.50
Beman, Deane	80	75	79	74	308	\$2,080.00
Henning, Harold	77	73	79	81	310	\$2,050.00
Shaw, Tom	78	75	82	75	310	\$2,050.00
Crampton, Bruce	76	81	79	81	317	\$2,010.00
Garrett, Bill	79	76	79	83	317	\$2,010.00

## TOURNAMENT OF CHAMPIONS - April 23, 1972

Player	Rd1	Rd2	Rd3	Rd4	Total	Earnings
Mitchell, Bobby	71	65	74	70	280	\$33,000.00
Nicklaus, Jack	70	71	67	72	280	\$19,000.00
Trevino, Lee	75	67	68	72	282	\$12,000.00
Blancas, Homero	75	65	77	67	284	\$7,150.00
Crampton, Bruce	70	72	71	71	284	\$7,150.00
Heard, Jerry	70	70	72	72	284	\$7,150.00
Hill, Dave	71	71	70	72	284	\$7,150.00
Weiskopf, Tom	74	70	71	71	286	\$5,700.00
Palmer, Arnold	74	74	70	71	289	\$5,033.34
Rosburg, Bob	73	76	68	72	289	\$5,033.33
Stockton, Dave	76	74	68	71	289	\$5,033.33
Goalby, Bob	75	70	71	74	290	\$4,500.00
Green, Hubert	68	76	74	72	290	\$4,500.00

Player	Rd1	Rd2	Rd3	Rd4	Total	Earnings
Jones, Grier	79	72	68	72	291	\$4,200.00
Barber, Miller	72	70	76	74	292	\$4,000.00
Casper, Billy	71	74	78	70	293	\$3,800.00
Harney, Paul	74	77	69	74	294	\$3,600.00
Beard, Frank	74	74	75	72	295	\$3,300.00
Dickinson, Gardner	68	72	80	75	295	\$3,300.00
Weaver, DeWitt	75	73	70	77	295	\$3,300.00
Irwin, Hale	73	74	73	77	297	\$3,100.00
Archer, George	77	72	76	74	299	\$2,900.00
Eichelberger, Dave	79	74	73	73	299	\$2,900.00
Miller, Johnny	75	75	76	73	299	\$2,900.00
Jacklin, Tony	78	70	75	78	301	\$2,700.00
Harris, Labron	76	81	73	76	306	\$2,600.00

## TOURNAMENT OF CHAMPIONS - April 22, 1973

Player	Rd1	Rd2	Rd3	Rd4	Total	Earnings
Nicklaus, Jack	70	70	68	68	276	\$40,000.00
Trevino, Lee	68	71	71	67	277	\$23,404.00
Colbert, Jim	66	76	70	69	281	\$14,628.00
Rodriguez, Chi Chi	71	72	70	69	282	\$9,384.00
Crampton, Bruce	73	68	70	74	285	\$6,921.40
Jamieson, Jim	68	76	70	71	285	\$6,921.40
Snead, J.C.	72	68	72	73	285	\$6,921.40
Wadkins, Lanny	70	75	70	70	285	\$6,921.40
Weaver, DeWitt	71	73	70	71	285	\$6,921.40
Dickson, Bob	70	73	72	73	288	\$5,516.00
Jones, Grier	69	75	73	71	288	\$5,516.00
Blancas, Homero	67	75	75	72	289	\$4,980.00
Miller, Johnny	72	78	71	69	252	\$4,802.00
Hill, Mike	75	75	71	70	291	\$4,535.50
Yancey, Bert	75	67	75	74	291	\$4,535.50
Knudson, George	74	70	72	76	292	\$4,091.34

Player	Rd1	Rd2	Rd3	Rd4	Total	Earnings
Lunn, Bob	73	77	69	73	292	\$4,091.33
Mitchell, Bobby	73	72	73	74	292	\$4,091.33
Graham, David	70	76	75	72	293	\$3,646.50
Palmer, Arnold	70	71	77	75	293	\$3,646.50
Heard, Jerry	71	77	72	74	294	\$3,380.00
Beman, Deane	70	74	73	78	295	\$3,113.00
Brewer, Gay	71	75	76	73	295	\$3,113.00
Sanders, Doug	74	70	75	77	296	\$2,846.00
Schlee, John	73	73	77	74	297	\$2,668.00
Funseth, Rod	73	71	75	79	298	\$2,530.00
Aaron, Tommy	75	73	76	75	299	\$2,343.00
Devlin, Bruce	77	73	74	75	299	\$2,343.00
Allin, Bud	76	74	70	80	300	\$2,094.50
Graham, Lou	75	77	75	73	300	\$2,094.50
Shaw, Bob	74	78	75	75	302	\$2,000.00



## Championship Summaries (cont.)

### TOURNAMENT OF CHAMPIONS - April 28, 1974

Player	Rd1	Rd2	Rd3	Rd4	Total	Earnings	Player	Rd1	Rd2	Rd3	Rd4	Total	Earnings
Miller, Johnny	75	69	67	69	280	\$40,000.00	Irwin, Hale	72	71	71	74	288	\$5,200.00
Allin, Bud	66	69	75	71	281	\$19,500.00	Nichols, Bobby	74	69	74	71	288	\$5,200.00
Mahaffey, John	70	70	71	70	281	\$19,500.00	Barber, Miller	69	70	74	77	290	\$4,700.00
Casper, Billy	75	69	68	71	283	\$10,000.00	Schroeder, John	71	69	74	76	290	\$4,700.00
Littler, Gene	70	69	75	71	285	\$8,133.34	Wadkins, Lanny	67	74	74	76	291	\$4,400.00
Green, Hubert	73	72	66	74	285	\$8,133.33	Stockton, Dave	72	74	70	76	292	\$4,200.00
Heard, Jerry	71	71	72	71	285	\$8,133.33	Greene, Bert	74	73	72	75	294	\$3,900.00
Charles, Bob	70	72	67	77	286	\$7,200.00	Weiskopf, Tom	71	74	73	76	294	\$3,900.00
Crampton, Bruce	73	70	69	75	287	\$6,200.00	Crenshaw, Ben	74	77	71	74	296	\$3,600.00
Hill, Dave	70	72	73	72	287	\$6,200.00	Sneed, Ed	73	75	73	76	297	\$3,400.00
Nicklaus, Jack	72	71	69	75	287	\$6,200.00	Adams, Sam	77	72	73	77	299	\$3,200.00
Thompson, Leonard	72	72	72	71	287	\$6,200.00	Trevino, Lee	75	78	75	72	300	\$3,000.00
Elder, Lee	72	72	72	72	288	\$5,200.00	Jenkins, Tom	73	74	0	0		\$0.00

### MONEY TOURNAMENT OF CHAMPIONS - April 27, 1975

Player	Rd1	Rd2	Rd3	Rd4	Total	Earnings	Player	Rd1	Rd2	Rd3	Rd4	Total	Earnings
Geiberger, Al	67	67	70	73	277	\$40,000.00	Miller, Johnny	74	75	77	65	291	\$4,413.00
Player, Gary	72	70	68	67	277	\$23,700.00	Hill, Dave	70	77	71	74	292	\$4,053.50
Trevino, Lee	72	65	70	71	278	\$14,812.00	Sneed, J.C.	71	69	76	76	292	\$4,053.00
Colbert, Jim	65	73	70	71	279	\$9,503.00	Green, Hubert	71	80	71	71	293	\$3,783.00
Allin, Bud	73	69	70	72	284	\$7,792.50	Groh, Gary	75	73	70	76	294	\$3,512.50
Irwin, Hale	70	73	71	70	284	\$7,792.50	Nichols, Bobby	70	74	77	73	294	\$3,512.50
Littler, Gene	69	72	74	70	285	\$6,667.50	Fezler, Forrest	78	72	74	71	295	\$3,152.50
Watson, Tom	69	75	71	70	285	\$6,667.50	Ziegler, Larry	71	74	73	77	295	\$3,152.50
Nicklaus, Jack	70	72	71	74	287	\$5,945.50	Regalado, Victor	78	72	72	74	296	\$2,882.00
Stockton, Dave	72	71	71	73	287	\$5,945.00	Barber, Miller	71	75	77	76	299	\$2,632.00
Fitzsimons, Pat	74	72	74	68	288	\$5,104.00	Sneed, Ed	79	72	72	76	299	\$2,632.00
Murphy, Bob	74	73	69	72	288	\$5,104.00	Diehl, Terry	75	77	73	75	300	\$2,309.00
Weiskopf, Tom	71	76	70	71	288	\$5,104.00	Menne, Bob	75	76	74	75	300	\$2,309.00
McGee, Jerry	71	75	75	69	290	\$4,683.00	Miller, Allen	71	75	76	78	300	\$2,309.00
Curl, Rod	75	70	72	74	291	\$4,413.00	Karl, Richie	73	75	74	80	302	\$2,060.00

### MONEY TOURNAMENT OF CHAMPIONS - April 18, 1976

Player	Rd1	Rd2	Rd3	Rd4	Total	Earnings	Player	Rd1	Rd2	Rd3	Rd4	Total	Earnings
January, Don	71	68	69	69	277	\$45,000.00	Sneed, J.C.	72	70	76	74	292	\$7,273.00
Green, Hubert	69	71	73	69	282	\$27,000.00	Irwin, Hale	72	76	71	74	293	\$6,223.00
Crampton, Bruce	71	70	72	70	283	\$14,625.00	Iverson, Don	76	70	73	74	293	\$6,223.00
Geiberger, Al	71	74	69	69	283	\$14,625.00	Casper, Billy	72	76	72	75	295	\$5,723.00
Crenshaw, Ben	72	72	72	68	284	\$10,230.00	Littler, Gene	73	77	73	72	295	\$5,723.00
Watson, Tom	72	74	71	69	286	\$9,753.00	Gilder, Bob	75	74	72	75	296	\$5,348.00
Wall, Art	74	71	72	70	287	\$9,298.00	Maltbie, Roger	77	72	75	73	297	\$5,098.00
Floyd, Ray	78	70	70	72	290	\$8,848.00	Jenkins, Tom	77	75	71	75	298	\$4,848.00
Hill, Dave	73	75	75	68	291	\$8,398.00	Massengale, Rik	76	75	73	75	299	\$4,598.00
Bies, Don	76	73	73	70	292	\$7,273.00	Weiskopf, Tom	73	78	75	76	302	\$4,347.00
Graham, Lou	73	69	76	74	292	\$7,273.00	Shaw, Bob	74	78	75	75	302	\$2,000.00
Miller, Johnny	77	72	73	70	292	\$7,273.00							

# Championship Summaries (cont.)

## MONY TOURNAMENT OF CHAMPIONS - April 17, 1977

Player	Rd1	Rd2	Rd3	Rd4	Total	Earnings	Player	Rd1	Rd2	Rd3	Rd4	Total	Earnings
Nicklaus, Jack	71	69	70	71	281	\$45,000.00	Bean, Andy	75	71	70	73	289	\$4,347.60
Lietzke, Bruce	71	70	74	66	281	\$26,000.00	Geiberger, Al	74	75	71	69	289	\$4,347.60
Marsh, Graham	73	72	72	66	283	\$11,949.67	Gilbert, Gibby	74	74	70	71	289	\$4,347.60
Miller, Johnny	67	74	73	69	283	\$11,949.67	Wynn, Bob	70	67	78	74	289	\$4,347.60
Purtzer, Tom	74	68	68	73	283	\$11,949.66	Crenshaw, Ben	76	71	75	68	290	\$3,557.00
Massengale, Rik	72	72	71	69	284	\$7,925.00	Floyd, Ray	67	76	75	72	290	\$3,557.00
Graham, David	71	72	70	72	285	\$7,514.99	Lister, John	75	68	73	74	290	\$3,557.00
Inman, Joe	69	73	71	73	286	\$6,917.50	January, Don	77	74	71	69	291	\$3,062.50
Koch, Gary	69	72	73	72	286	\$6,917.50	Trevino, Lee	74	72	74	71	291	\$3,062.50
Archer, George	71	74	70	72	287	\$5,929.67	Maltbie, Roger	71	71	77	73	292	\$2,650.67
Edwards, Danny	73	73	70	71	287	\$5,929.67	Snead, J.C.	76	74	68	74	292	\$2,650.67
Hayes, Mark	70	72	69	76	287	\$5,929.66	Watson, Tom	74	73	69	76	292	\$2,650.66
McLendon, Mac	74	74	70	70	288	\$5,137.34	Ziegler, Larry	75	74	73	72	294	\$2,373.00
Elder, Lee	68	74	72	74	288	\$5,137.33	Stockton, Dave	73	72	74	78	297	\$2,295.00
Kite, Tom	74	68	70	76	288	\$5,137.33	Hill, Dave	71	78	75	78	302	\$2,272.00
Baird, Butch	72	71	69	77	289	\$4,347.60	Allin, Bud	76	76	75	76	303	\$2,250.00

## MONY TOURNAMENT OF CHAMPIONS - April 16, 1978

Player	Rd1	Rd2	Rd3	Rd4	Total	Earnings	Player	Rd1	Rd2	Rd3	Rd4	Total	Earnings
Player, Gary	70	68	76	67	281	\$45,000.00	McGee, Jerry	72	72	71	76	291	\$4,925.33
North, Andy	76	70	68	69	283	\$21,937.50	Nicklaus, Jack	72	69	73	77	291	\$4,925.33
Trevino, Lee	73	69	70	71	283	\$21,937.50	Crenshaw, Ben	73	69	73	77	292	\$4,310.00
Kratzert, Billy	70	67	75	72	284	\$9,527.00	Littler, Gene	75	71	73	73	292	\$4,310.00
McLendon, Mac	70	70	71	73	284	\$9,527.00	Weiskopf, Tom	72	75	74	71	292	\$4,310.00
Thompson, Leonard	72	70	71	71	284	\$9,527.00	Haas, Jay	75	73	74	71	293	\$3,694.34
Ballesteros, Seve	69	65	73	79	286	\$7,389.00	Green, Hubert	73	74	70	76	293	\$3,694.33
Floyd, Ray	73	70	74	69	286	\$7,389.00	Wadkins, Lanny	71	72	72	78	293	\$3,694.33
Pate, Jerry	71	73	69	73	286	\$7,389.00	Barber, Miller	73	76	72	74	295	\$3,180.50
Morgan, Gil	74	72	72	69	287	\$6,569.00	Hill, Mike	73	74	75	73	295	\$3,180.50
Cole, Bobby	69	71	72	76	288	\$5,951.50	Eichelberger, Dave	76	73	72	76	297	\$2,791.67
Watson, Tom	71	70	71	76	288	\$5,951.50	Geiberger, Al	76	75	71	75	297	\$2,791.67
Irwin, Hale	71	74	72	72	289	\$5,438.50	Rogers, Bill	69	76	71	81	297	\$2,791.66
Sneed, Ed	72	76	70	71	289	\$5,438.50	Morley, Mike	72	81	76	69	298	\$2,503.00
Simons, Jim	73	72	74	72	291	\$4,925.34							

## MONY TOURNAMENT OF CHAMPIONS - April 22, 1979

Player	Rd1	Rd2	Rd3	Rd4	Total	Earnings	Player	Rd1	Rd2	Rd3	Rd4	Total	Earnings
Watson, Tom	69	66	70	70	275	\$54,000.00	Floyd, Ray	71	74	75	74	294	\$6,250.00
Lietzke, Bruce	72	66	70	73	281	\$29,500.00	Nicklaus, Jack	72	72	77	73	294	\$6,250.00
Pate, Jerry	72	71	65	73	281	\$29,500.00	Morgan, Gil	71	72	76	78	297	\$5,600.00
Player, Gary	71	69	74	68	282	\$18,000.00	North, Andy	75	76	71	76	298	\$5,150.00
Nelson, Larry	74	69	69	72	284	\$15,000.00	Streck, Ron	70	78	75	75	298	\$5,150.00
Trevino, Lee	72	68	72	72	284	\$15,000.00	Byman, Bob	80	71	75	73	299	\$4,500.00
Kite, Tom	76	69	68	72	285	\$12,000.00	McLendon, Mac	73	76	74	76	299	\$4,500.00
Crenshaw, Ben	75	71	75	67	288	\$10,625.00	Regalado, Victor	71	76	75	77	299	\$4,500.00
Elder, Lee	72	73	68	75	288	\$10,625.00	Zoeller, Fuzzy	77	72	74	76	299	\$4,500.00
Bean, Andy	75	72	71	73	291	\$8,750.00	Funseth, Rod	77	74	73	76	300	\$4,000.00
Green, Hubert	73	71	73	74	291	\$8,750.00	Newton, Jack	72	78	78	73	301	\$3,800.00
Hinkle, Lon	75	70	73	73	291	\$8,750.00	Jaeckel, Barry	78	73	78	74	303	\$3,700.00
Simons, Jim	73	72	75	73	293	\$7,250.00	McCumber, Mark	78	78	75	78	309	\$3,600.00
Wadkins, Lanny	79	70	73	71	293	\$7,250.00	Heard, Jerry	79	76	83	75	313	\$3,500.00



## Championship Summaries (cont.)

### MONY TOURNAMENT OF CHAMPIONS, LA COSTA CC - April 20, 1980

Player	Rd1	Rd2	Rd3	Rd4	Total	Earnings	Player	Rd1	Rd2	Rd3	Rd4	Total	Earnings
Watson, Tom	65	66	72	73	276	\$54,000.00	Peete, Calvin	72	72	75	68	287	\$6,250.00
Colbert, Jim	67	71	71	70	279	\$34,000.00	Fought, John	80	70	69	70	289	\$5,600.00
Burns, George	70	73	72	66	281	\$20,000.00	Ballesteros, Seve	70	71	76	73	290	\$4,916.67
Strange, Curtis	72	70	72	67	281	\$20,000.00	Green, Hubert	75	70	76	69	290	\$4,916.67
Graham, Lou	66	67	77	72	282	\$15,000.00	Bean, Andy	72	75	70	73	290	\$4,916.66
Floyd, Ray	66	73	72	72	283	\$12,500.00	Levi, Wayne	74	74	70	73	291	\$4,400.00
Stadler, Craig	69	69	74	71	283	\$12,500.00	Rodriguez, Chi Chi	76	73	72	71	292	\$4,100.00
Morgan, Gil	71	71	69	73	284	\$10,625.00	Twitty, Howard	72	70	78	72	292	\$4,100.00
Renner, Jack	71	71	73	69	284	\$10,625.00	Eichelberger, Dave	73	73	74	73	293	\$3,775.00
Miller, Johnny	73	68	73	71	285	\$9,500.00	McGee, Jerry	72	77	72	72	293	\$3,775.00
Fiori, Ed	70	68	74	74	286	\$7,812.50	Geiberger, Al	73	74	75	72	294	\$3,500.00
Graham, David	72	70	70	74	286	\$7,812.50	Irwin, Hale	72	73	76	73	294	\$3,500.00
Tewell, Doug	69	68	71	78	286	\$7,812.50	Mitchell, Jeff	69	76	74	75	294	\$3,500.00
Trevino, Lee	70	68	71	77	286	\$7,812.50	Weibring, D.A.	72	75	75	74	296	\$3,300.00
Nelson, Larry	70	68	73	76	287	\$6,250.00	Hinkle, Lon	76	75	79	79	309	\$3,200.00

### MONY TOURNAMENT OF CHAMPIONS, LA COSTA CC - April 19, 1981

Player	Rd1	Rd2	Rd3	Rd4	Total	Earnings	Player	Rd1	Rd2	Rd3	Rd4	Total	Earnings
Trevino, Lee	67	67	70	69	273	\$54,000.00	Cook, John	76	68	74	71	289	\$5,800.00
Floyd, Ray	69	67	69	70	275	\$35,000.00	Hoch, Scott	74	67	76	72	289	\$5,800.00
Lietzke, Bruce	68	71	69	70	278	\$23,500.00	Simpson, Scott	75	71	70	74	290	\$5,300.00
Rogers, Bill	68	72	69	71	280	\$17,100.00	Pfeil, Mark	70	76	72	73	291	\$5,000.00
Nelson, Larry	71	67	72	71	281	\$15,000.00	Mahaffey, John	71	72	77	72	292	\$4,800.00
Kite, Tom	69	73	73	68	283	\$12,000.00	Irwin, Hale	77	71	74	72	294	\$4,500.00
Strange, Curtis	66	73	71	73	283	\$12,000.00	Jacobsen, Peter	71	71	76	76	294	\$4,500.00
Tewell, Doug	71	73	70	69	283	\$12,000.00	Bean, Andy	73	69	76	78	296	\$4,200.00
Watson, Tom	74	72	68	70	284	\$10,250.00	Twitty, Howard	69	73	75	80	297	\$4,000.00
Graham, David	73	69	71	72	285	\$9,500.00	Kratzert, Billy	72	74	74	79	299	\$3,750.00
Crenshaw, Ben	75	67	73	71	286	\$8,375.00	Sullivan, Mike	73	76	74	76	299	\$3,750.00
Nicklaus, Jack	72	69	74	71	286	\$8,375.00	Pooley, Don	72	73	77	78	300	\$3,600.00
Halldorson, Dan	69	73	72	73	287	\$7,500.00	Levi, Wayne	75	73	77	76	301	\$3,500.00
Gilder, Bob	72	70	73	73	288	\$6,750.00	Hancock, Phillip	82	74	78	79	313	\$3,400.00
Miller, Johnny	71	71	71	75	288	\$6,750.00							

### MONY TOURNAMENT OF CHAMPIONS, LA COSTA CC - April 18, 1982

Player	Rd1	Rd2	Rd3	Rd4	Total	Earnings	Player	Rd1	Rd2	Rd3	Rd4	Total	Earnings
Wadkins, Lanny	67	72	68	73	280	\$63,000.00	Lietzke, Bruce	70	74	72	72	288	\$6,400.00
Bean, Andy	70	72	71	70	283	\$26,162.50	Snead, J.C.	71	71	72	74	288	\$6,400.00
Graham, David	70	72	70	71	283	\$26,162.50	Oosterhuis, Peter	72	66	76	75	289	\$5,450.00
Stadler, Craig	74	72	73	64	283	\$26,162.50	Fiori, Ed	70	73	76	71	290	\$4,775.00
Streck, Ron	72	70	68	73	283	\$26,162.50	Haas, Jay	73	73	70	74	290	\$4,775.00
Edwards, Danny	73	72	71	68	284	\$12,840.00	Mahaffey, John	73	73	75	69	290	\$4,775.00
Kite, Tom	72	74	65	73	284	\$12,840.00	Nelson, Larry	74	73	71	72	290	\$4,775.00
Levi, Wayne	71	72	71	70	284	\$12,840.00	Hatalsky, Morris	74	74	72	71	291	\$4,300.00
Miller, Johnny	74	70	73	67	284	\$12,840.00	Pate, Jerry	72	72	71	76	291	\$4,300.00
Watson, Tom	69	68	72	75	284	\$12,840.00	Rogers, Bill	69	76	72	75	292	\$4,100.00
Trevino, Lee	71	72	74	68	285	\$9,033.34	Weiskopf, Tom	70	72	75	75	292	\$4,100.00
Eichelberger, Dave	73	71	71	70	285	\$9,033.33	Barr, Dave	74	73	72	74	293	\$3,950.00
Zoeller, Fuzzy	70	72	70	73	285	\$9,033.33	Simons, Jim	70	73	78	76	297	\$3,850.00
Floyd, Ray	71	71	72	72	286	\$7,900.00	Renner, Jack	77	72	75	74	298	\$3,750.00
Irwin, Hale	69	74	70	74	287	\$7,400.00	Green, Hubert	73	75	75	76	299	\$3,650.00
Fergus, Keith	73	77	71	67	288	\$6,400.00							

## Championship Summaries (cont.)

### MONY TOURNAMENT OF CHAMPIONS, LA COSTA CC - April 24, 1983

Player	Rd1	Rd2	Rd3	Rd4	Total	Earnings	Player	Rd1	Rd2	Rd3	Rd4	Total	Earnings
Wadkins, Lanny	67	70	71	72	280	\$72,000.00	Morgan, Gil	71	71	78	69	289	\$8,500.00
Floyd, Ray	68	72	72	69	281	\$48,000.00	Watson, Tom	76	72	71	72	291	\$8,000.00
Haas, Jay	70	70	69	73	282	\$32,000.00	Lietzke, Bruce	75	74	71	72	292	\$7,500.00
Sutton, Hal	67	70	72	74	283	\$24,000.00	Fergus, Keith	70	71	78	75	294	\$6,750.00
Aoki, Isao	73	69	72	70	284	\$18,333.34	Sneed, Ed	75	76	70	73	294	\$6,750.00
Clampett, Bobby	72	71	70	71	284	\$18,333.33	Miller, Johnny	69	75	79	72	295	\$6,200.00
Zoeller, Fuzzy	74	72	68	70	284	\$18,333.33	Gilder, Bob	75	75	75	72	297	\$5,750.00
Levi, Wayne	72	69	74	70	285	\$15,000.00	Hoch, Scott	76	71	76	74	297	\$5,750.00
Stadler, Craig	69	73	73	71	286	\$14,000.00	Norris, Tim	73	76	75	75	299	\$5,075.00
Nicklaus, Jack	65	72	77	73	287	\$12,500.00	Rogers, Bill	78	76	72	73	299	\$5,075.00
Peete, Calvin	71	71	74	71	287	\$12,500.00	Shearer, Bob	77	77	71	74	299	\$5,075.00
Hallberg, Gary	72	70	68	78	288	\$10,000.00	Weiskopf, Tom	77	78	71	73	299	\$5,075.00
Kite, Tom	69	75	72	72	288	\$10,000.00	Nicolette, Mike	74	70	75	81	300	\$4,800.00
Koch, Gary	67	76	69	76	288	\$10,000.00	Stewart, Payne	75	79	74	74	302	\$4,700.00

### MONY TOURNAMENT OF CHAMPIONS, LA COSTA CC - May 6, 1984

Player	Rd1	Rd2	Rd3	Rd4	Total	Earnings	Player	Rd1	Rd2	Rd3	Rd4	Total	Earnings
Watson, Tom	69	71	67	67	274	\$72,000.00	Caldwell, Rex	73	74	70	73	290	\$6,066.66
Lietzke, Bruce	72	68	71	68	279	\$43,200.00	Couples, Fred	69	73	74	75	291	\$5,225.00
Ballesteros, Seve	71	70	71	70	282	\$27,200.00	Edwards, David	71	72	75	73	291	\$5,225.00
Graham, David	64	77	68	74	283	\$20,300.00	Renner, Jack	70	73	79	69	291	\$5,225.00
Sutton, Hal	69	67	77	71	284	\$18,500.00	Zoeller, Fuzzy	67	74	76	74	291	\$5,225.00
Kite, Tom	71	67	74	73	285	\$15,666.67	Black, Ronnie	71	70	77	75	293	\$4,750.00
Peete, Calvin	74	73	67	71	285	\$15,666.67	Hatafsky, Morris	71	74	74	74	293	\$4,750.00
Wadkins, Lanny	70	71	71	73	285	\$15,666.66	Lindsey, Pat	75	72	73	73	293	\$4,750.00
Bean, Andy	72	73	70	71	286	\$11,500.00	Pavin, Corey	72	78	75	68	293	\$4,750.00
Irwin, Hale	72	67	75	72	286	\$11,500.00	Mize, Larry	71	72	73	78	294	\$4,500.00
Levi, Wayne	74	68	72	72	286	\$11,500.00	Colbert, Jim	71	75	76	73	295	\$4,350.00
Mahaffey, John	71	71	71	73	286	\$11,500.00	McCumber, Mark	69	80	74	72	295	\$4,350.00
Nelson, Larry	71	73	69	73	286	\$11,500.00	Cook, John	74	71	73	78	296	\$4,150.00
Crenshaw, Ben	68	71	74	74	287	\$8,000.00	Eastwood, Bob	71	77	72	76	296	\$4,150.00
Stewart, Payne	70	72	69	76	287	\$8,000.00	Lye, Mark	74	77	74	72	297	\$4,000.00
Edwards, Danny	70	75	74	70	289	\$7,000.00	Price, Nick	74	74	74	77	299	\$3,900.00
Faldo, Nick	73	72	71	74	290	\$6,066.67	Purtzer, Tom	75	71	77	78	301	\$3,800.00
Koch, Gary	74	68	75	73	290	\$6,066.67	Jacobs, John	0	0	0	0	0	\$0.00

### MONY TOURNAMENT OF CHAMPIONS, LA COSTA CC - May 5, 1985

Player	Rd1	Rd2	Rd3	Rd4	Total	Earnings	Player	Rd1	Rd2	Rd3	Rd4	Total	Earnings
Kite, Tom	64	72	70	69	275	\$72,000.00	Trevino, Lee	74	67	74	73	288	\$9,725.00
McCumber, Mark	69	71	71	70	281	\$49,000.00	Black, Ronnie	70	74	71	75	290	\$7,850.00
Simpson, Scott	72	70	67	73	282	\$32,500.00	Strange, Curtis	70	75	72	73	290	\$7,850.00
O'Meara, Mark	73	73	70	67	283	\$22,875.00	Green, Hubert	73	73	70	75	291	\$6,666.67
Zoeller, Fuzzy	68	72	70	73	283	\$22,875.00	Watson, Tom	75	73	73	70	291	\$6,666.67
Nelson, Larry	70	69	72	73	284	\$18,250.00	Norman, Greg	69	76	71	75	291	\$6,666.66
Floyd, Ray	70	75	72	68	285	\$15,133.34	Archer, George	75	72	71	74	292	\$5,700.00
Stadler, Craig	73	71	71	70	285	\$15,133.33	Jacobsen, Peter	73	72	72	75	292	\$5,700.00
Wadkins, Lanny	69	68	73	75	285	\$15,133.33	Nicklaus, Jack	74	72	72	74	292	\$5,700.00
Sindelar, Joey	70	74	72	70	286	\$13,100.00	Hoch, Scott	74	77	73	70	294	\$5,200.00
Blackburn, Woody	71	70	76	70	287	\$12,100.00	Eastwood, Bob	71	75	73	76	295	\$5,100.00
Kratzert, Billy	72	71	73	72	288	\$9,725.00	Watson, Denis	72	80	69	77	298	\$5,000.00
Langer, Bernhard	76	66	72	74	288	\$9,725.00	Peete, Calvin	0	0	0	0	0	\$0.00
Levi, Wayne	69	72	73	74	288	\$9,725.00							

## Championship Summaries (cont.)

### MONY TOURNAMENT OF CHAMPIONS, LA COSTA CC - January 11, 1986

Player	Rd1	Rd2	Rd3	Rd4	Total	Earnings	Player	Rd1	Rd2	Rd3	Rd4	Total	Earnings
Peete, Calvin	68	67	64	68	267	\$90,000.00	Forsman, Dan	72	69	76	70	287	\$9,000.00
O'Meara, Mark	70	65	67	71	273	\$57,000.00	North, Andy	70	70	73	74	287	\$9,000.00
Blackmar, Phil	74	68	66	69	277	\$37,000.00	Pavin, Corey	71	75	74	67	287	\$9,000.00
Edwards, Danny	70	69	69	71	279	\$25,000.00	Floyd, Ray	73	72	72	71	288	\$7,800.00
Langer, Bernhard	69	69	71	70	279	\$25,000.00	Green, Ken	76	70	68	74	288	\$7,800.00
Sutton, Hal	71	77	66	67	281	\$19,166.67	Mahaffey, John	73	75	68	72	288	\$7,800.00
Thorpe, Jim	70	68	71	72	281	\$19,166.67	Strange, Curtis	70	75	71	75	291	\$7,400.00
Simpson, Tim	72	73	66	70	281	\$19,166.66	Levi, Wayne	70	72	73	77	292	\$7,200.00
Kite, Tom	69	66	73	75	283	\$16,500.00	Zoeller, Fuzzy	71	74	69	79	293	\$7,000.00
Irwin, Hale	72	71	69	72	284	\$15,000.00	Sindelar, Joey	74	70	75	75	294	\$6,800.00
McCumber, Mark	68	73	70	73	284	\$15,000.00	Wiebe, Mark	72	75	74	75	296	\$6,600.00
Lyle, Sandy	70	72	71	72	285	\$13,000.00	Eastwood, Bob	75	73	70	79	297	\$6,400.00
Maltbie, Roger	74	71	69	71	285	\$13,000.00	Blackburn, Woody	78	74	74	78	304	\$6,200.00
Burns, George	71	71	73	71	286	\$10,666.67	Green, Hubert	75	73	80	78	306	\$6,000.00
Wadkins, Lanny	73	73	67	73	286	\$10,666.67	Verplank, Scott	72	67	68	72	0	\$0.00
Glasson, Bill	74	70	70	72	286	\$10,666.66							

### MONY TOURNAMENT OF CHAMPIONS, LA COSTA CC - January 10, 1987

Player	Rd1	Rd2	Rd3	Rd4	Total	Earnings	Player	Rd1	Rd2	Rd3	Rd4	Total	Earnings
O'Grady, Mac	65	72	70	71	278	\$90,000.00	Kite, Tom	76	70	67	74	287	\$10,666.67
Fehr, Rick	68	67	73	71	279	\$55,000.00	Tway, Bob	71	68	78	70	287	\$10,666.66
Calcavecchia, Mark	65	75	70	70	280	\$29,800.00	Pohl, Dan	70	73	75	70	288	\$10,000.00
Norman, Greg	69	70	70	71	280	\$29,800.00	Strange, Curtis	73	72	71	73	289	\$9,700.00
Crenshaw, Ben	72	70	71	68	281	\$20,000.00	Wiebe, Mark	70	72	75	72	289	\$9,700.00
Sutton, Hal	72	69	69	71	281	\$20,000.00	Hulbert, Mike	74	75	72	70	291	\$9,400.00
Floyd, Ray	70	68	74	70	282	\$17,500.00	Zoeller, Fuzzy	75	72	70	75	292	\$9,200.00
Hammond, Donnie	70	71	71	71	283	\$15,566.67	Thorpe, Jim	72	71	75	75	293	\$9,000.00
Lyle, Sandy	72	72	71	68	283	\$15,566.67	Gonzalez, Ernie	74	71	74	75	294	\$8,525.00
Tewell, Doug	70	70	72	71	283	\$15,566.66	Green, Ken	71	74	71	75	294	\$8,525.00
Mahaffey, John	70	68	71	75	284	\$14,000.00	Knox, Kenny	74	74	71	75	294	\$8,525.00
Pavin, Corey	68	73	74	70	285	\$12,950.00	Murphy, Bob	74	76	71	73	294	\$8,525.00
Peete, Calvin	76	72	69	68	285	\$12,950.00	Bean, Andy	82	71	69	73	295	\$8,200.00
Sauers, Gene	72	72	71	71	286	\$11,900.00	Wadsworth, Fred	72	84	73	73	302	\$8,100.00
Forsman, Dan	76	72	66	73	287	\$10,666.67	Beman, Deane	0	0	0	0	0	\$0.00

## Championship Summaries (cont.)

### MONY TOURNAMENT OF CHAMPIONS, LA COSTA CC - January 17, 1988

Player	Rd1	Rd2	Rd3	Rd4	Total	Earnings	Player	Rd1	Rd2	Rd3	Rd4	Total	Earnings
Pate, Steve	66	66	70	0	202	\$90,000.00	Chen, T.C.	69	71	74	0	214	\$6,760.00
Nelson, Larry	68	67	68	0	203	\$54,000.00	Cook, John	71	70	73	0	214	\$6,760.00
Barr, Dave	67	66	73	0	206	\$29,000.00	Miller, Johnny	68	75	71	0	214	\$6,760.00
Faldo, Nick	70	65	71	0	206	\$29,000.00	Randolph, Sam	69	71	74	0	214	\$6,760.00
Clearwater, Keith	69	67	73	0	209	\$19,000.00	Strange, Curtis	73	72	69	0	214	\$6,760.00
Snead, J.C.	69	69	71	0	209	\$19,000.00	Haas, Jay	72	71	72	0	215	\$6,100.00
Azinger, Paul	68	73	69	0	210	\$15,062.50	Knox, Kenny	70	71	74	0	215	\$6,100.00
McCumber, Mark	72	68	70	0	210	\$15,062.50	Pavin, Corey	72	70	73	0	215	\$6,100.00
Stewart, Payne	68	71	71	0	210	\$15,062.50	Brown, Ken	71	73	72	0	216	\$5,900.00
Tewell, Doug	69	71	70	0	210	\$15,062.50	Love III, Davis	73	72	72	0	217	\$5,700.00
Crenshaw, Ben	73	68	70	0	211	\$10,620.00	O'Grady, Mac	71	71	75	0	217	\$5,700.00
Kite, Tom	70	70	71	0	211	\$10,620.00	Wadkins, Lanny	76	68	73	0	217	\$5,700.00
Mize, Larry	73	67	71	0	211	\$10,620.00	Calcavecchia, Mark	72	75	71	0	218	\$5,450.00
Simpson, Scott	73	71	67	0	211	\$10,620.00	Weibring, D.A.	73	72	73	0	218	\$5,450.00
Watson, Tom	71	69	71	0	211	\$10,620.00	Hallberg, Gary	72	73	74	0	219	\$5,250.00
Burns, George	71	67	74	0	212	\$8,266.67	Sindelar, Joey	72	74	73	0	219	\$5,250.00
Couples, Fred	70	72	70	0	212	\$8,266.67	Inman, John	73	73	74	0	220	\$5,100.00
Lyle, Sandy	72	72	68	0	212	\$8,266.66	Reid, Mike	77	73	72	0	222	\$5,000.00
Pooley, Don	71	69	73	0	213	\$7,625.00	Sanudo, Cesar	0	0	0	0	0	\$0.00
Wrenn, Robert	69	72	72	0	213	\$7,625.00							

### MONY TOURNAMENT OF CHAMPIONS, LA COSTA CC - January 8, 1989

Player	Rd1	Rd2	Rd3	Rd4	Total	Earnings	Player	Rd1	Rd2	Rd3	Rd4	Total	Earnings
Jones, Steve	69	69	72	69	279	\$135,000.00	Sindelar, Joey	71	75	74	69	289	\$14,500.00
Frost, David	72	70	72	68	282	\$67,000.00	Lietzke, Bruce	77	73	72	69	291	\$12,750.00
Haas, Jay	75	67	72	68	282	\$67,000.00	Pavin, Corey	74	74	72	71	291	\$12,750.00
Norman, Greg	71	72	72	68	283	\$37,000.00	McCallister, Blaine	74	72	74	72	292	\$11,750.00
Beck, Chip	69	70	74	71	284	\$31,000.00	Purtzer, Tom	74	71	77	70	292	\$11,750.00
Hatafsky, Morris	74	74	70	67	285	\$26,500.00	Benepe, Jim	75	74	74	71	294	\$11,200.00
Sluman, Jeff	70	71	73	71	285	\$26,500.00	Calcavecchia, Mark	72	69	75	78	294	\$11,200.00
Wadkins, Lanny	71	70	71	73	285	\$26,500.00	Koch, Gary	77	72	73	73	295	\$10,600.00
Glasson, Bill	75	73	67	71	286	\$23,000.00	Magee, Andrew	68	75	79	73	295	\$10,600.00
Crenshaw, Ben	70	72	70	75	287	\$20,000.00	McCumber, Mark	75	73	73	74	295	\$10,600.00
Lohr, Bob	70	74	70	73	287	\$20,000.00	Verplank, Scott	74	75	72	74	295	\$10,600.00
Lyle, Sandy	71	71	71	74	287	\$20,000.00	Azinger, Paul	75	79	73	69	296	\$10,000.00
Strange, Curtis	77	70	69	71	287	\$20,000.00	Green, Ken	77	72	73	74	296	\$10,000.00
Blackmar, Phil	73	74	71	70	288	\$17,000.00	Brooks, Mark	71	79	77	75	302	\$9,700.00
Reid, Mike	74	73	71	70	288	\$17,000.00	Mudd, Jodie	77	76	79	72	304	\$9,500.00
Pate, Steve	73	75	71	70	289	\$14,500.00	Peete, Calvin	0	0	0	0	0	\$0.00
Sieckmann, Tom	71	74	71	73	289	\$14,500.00							

## Championship Summaries (cont.)

### MONY TOURNAMENT OF CHAMPIONS, LA COSTA CC - January 7, 1990

Player	Rd1	Rd2	Rd3	Rd4	Total	Earnings	Player	Rd1	Rd2	Rd3	Rd4	Total	Earnings
Azinger, Paul	66	68	69	69	272	\$135,000.00	Schulz, Ted	72	69	74	72	287	\$14,000.00
Baker-Finch, Ian	66	67	72	68	273	\$82,000.00	Donald, Mike	71	72	74	71	288	\$12,000.00
O'Meara, Mark	69	73	65	69	276	\$52,000.00	Frost, David	69	68	75	76	288	\$12,000.00
Grady, Wayne	69	68	72	69	278	\$36,800.00	Hammond, Donnie	72	73	75	68	288	\$12,000.00
Hoch, Scott	69	68	71	71	279	\$29,750.00	Byrum, Curt	71	74	76	69	290	\$11,100.00
Norman, Greg	66	72	71	70	279	\$29,750.00	Kite, Tom	73	72	70	75	290	\$11,100.00
Hulbert, Mike	72	68	73	68	277	\$24,666.67	Sullivan, Mike	75	71	71	74	291	\$10,700.00
Strange, Curtis	71	73	70	67	277	\$24,666.67	Thompson, Leonard	74	72	74	71	291	\$10,700.00
Calcavecchia, Mark	70	68	68	75	277	\$24,666.66	Mudd, Jodie	74	73	74	71	292	\$10,400.00
McCumber, Mark	69	73	69	73	284	\$19,625.00	Simpson, Scott	72	73	71	77	293	\$10,200.00
Simpson, Tim	69	73	71	71	284	\$19,625.00	McCallister, Blaine	74	74	73	74	295	\$10,000.00
Stewart, Payne	67	75	69	73	284	\$19,625.00	Utley, Stan	71	78	73	74	296	\$9,800.00
Tway, Bob	71	73	68	72	284	\$19,625.00	Byrum, Tom	78	75	70	74	297	\$9,600.00
Mahaffey, John	74	69	73	69	285	\$16,500.00	Twiggs, Greg	74	85	74	76	309	\$9,400.00
Sauers, Gene	74	70	71	70	285	\$16,500.00	Green, Ken	70	74	70	74	0	\$0.00
Britton, Bill	74	73	73	67	287	\$14,000.00	Jones, Steve	72	72	70	0	0	\$0.00
Glasson, Bill	72	73	71	71	287	\$14,000.00							

### INFINITI TOURNAMENT OF CHAMPIONS, LA COSTA CC - January 6, 1991

Player	Rd1	Rd2	Rd3	Rd4	Total	Earnings	Player	Rd1	Rd2	Rd3	Rd4	Total	Earnings
Kite, Tom	68	67	68	69	272	\$144,000.00	Mudd, Jodie	71	72	71	71	285	\$16,500.00
Wadkins, Lanny	65	67	73	68	273	\$86,400.00	Ishii, David	70	72	71	75	288	\$15,000.00
Beck, Chip	68	69	70	69	276	\$41,600.00	Love III, Davis	74	72	69	73	288	\$15,000.00
Couples, Fred	70	68	67	71	276	\$41,600.00	Morgan, Gil	73	74	70	71	288	\$15,000.00
Levi, Wayne	70	71	69	66	276	\$41,600.00	Stewart, Payne	74	70	75	71	290	\$14,000.00
Armour III, Tommy	72	71	72	66	281	\$26,800.00	Gallagher, Jr., Jim	77	72	74	69	292	\$13,250.00
Norman, Greg	70	71	73	67	281	\$26,800.00	Persons, Peter	72	73	73	74	292	\$13,250.00
Tway, Bob	73	67	70	71	281	\$26,800.00	Sindelar, Joey	76	72	74	70	292	\$13,250.00
Crenshaw, Ben	74	70	67	71	282	\$21,275.00	Frost, David	71	74	72	76	293	\$12,750.00
Grady, Wayne	69	72	72	69	282	\$21,275.00	Elkington, Steve	76	74	72	72	294	\$12,118.75
Henke, Nolan	72	72	70	68	282	\$21,275.00	Hatalsky, Morris	74	74	71	75	294	\$12,118.75
O'Meara, Mark	72	69	70	71	282	\$21,275.00	Irwin, Hale	73	74	73	74	294	\$12,118.75
Azinger, Paul	74	72	69	68	283	\$18,000.00	Jacobsen, Peter	71	76	71	76	294	\$12,118.75
Huston, John	70	67	73	73	283	\$18,000.00	Gamez, Robert	75	78	68	76	297	\$11,500.00
Forsman, Dan	72	71	71	71	285	\$16,500.00	Sills, Tony	76	75	76	74	301	\$11,250.00
Knox, Kenny	71	76	72	66	285	\$16,500.00							

## Championship Summaries (cont.)

### INFINITI TOURNAMENT OF CHAMPIONS, LA COSTA CC - January 12, 1992

Player	Rd1	Rd2	Rd3	Rd4	Total	Earnings	Player	Rd1	Rd2	Rd3	Rd4	Total	Earnings
Elkington, Steve	69	71	67	72	279	\$144,000.00	Price, Nick	74	75	72	69	290	\$15,750.00
Faxon, Brad	68	70	71	70	279	\$86,400.00	Brooks, Mark	73	71	75	72	291	\$14,750.00
Andrade, Billy	71	68	70	71	280	\$41,600.00	Weibring, D.A.	71	75	74	71	291	\$14,750.00
Couples, Fred	72	70	68	70	280	\$41,600.00	Baker-Finch, Ian	72	70	76	74	292	\$13,750.00
Mediate, Rocco	73	68	68	71	280	\$41,600.00	Daly, John	75	70	72	75	292	\$13,750.00
Azinger, Paul	67	76	69	70	282	\$28,800.00	Allem, Fulton	73	76	73	71	293	\$12,875.00
Blake, Jay Don	73	66	74	70	283	\$25,800.00	Pate, Steve	76	74	72	71	293	\$12,875.00
Love III, Davis	69	71	73	70	283	\$25,800.00	Peoples, David	70	76	73	74	293	\$12,875.00
O'Meara, Mark	70	71	71	72	284	\$23,200.00	Schulz, Ted	74	74	71	74	293	\$12,875.00
McCallister, Blaine	65	75	74	71	285	\$21,700.00	Hulbert, Mike	77	70	73	74	294	\$12,225.00
Cochran, Russ	72	70	74	71	287	\$20,100.00	Fleisher, Bruce	75	73	74	74	296	\$11,875.00
Purtzer, Tom	66	72	77	72	287	\$20,100.00	Pavin, Corey	75	75	73	73	296	\$11,875.00
Kite, Tom	73	72	70	74	289	\$17,375.00	Henke, Nolan	74	71	75	77	297	\$11,500.00
Magee, Andrew	73	72	71	73	289	\$17,375.00	Pruitt, Dillard	74	71	80	74	299	\$11,250.00
Perry, Kenny	71	76	74	68	289	\$17,375.00	Mickelson, Phil	74	71	77	75	0	\$0.00
Wadkins, Lanny	72	73	70	74	289	\$17,375.00	Stadler, Craig	0	0	0	0	0	\$0.00
Brown, Billy Ray	75	73	71	71	290	\$15,750.00							

### INFINITI TOURNAMENT OF CHAMPIONS, LA COSTA CC - January 10, 1993

Player	Rd1	Rd2	Rd3	Rd4	Total	Earnings	Player	Rd1	Rd2	Rd3	Rd4	Total	Earnings
Love III, Davis	67	67	69	69	272	\$144,000.00	Peoples, David	70	71	72	72	285	\$17,625.00
Kite, Tom	69	71	69	64	273	\$86,400.00	Stadler, Craig	73	72	71	69	285	\$17,625.00
Azinger, Paul	65	69	70	71	275	\$46,400.00	Crenshaw, Ben	73	72	72	70	287	\$15,625.00
O'Meara, Mark	70	70	68	67	275	\$46,400.00	Edwards, David	71	70	74	72	287	\$15,625.00
Cook, John	73	68	68	69	278	\$31,000.00	Elkington, Steve	73	69	72	73	287	\$15,625.00
Faxon, Brad	71	69	67	71	278	\$31,000.00	Funk, Fred	72	74	70	72	288	\$14,425.00
Forsman, Dan	68	71	69	71	279	\$27,225.00	Floyd, Ray	71	72	73	73	289	\$13,825.00
Pate, Steve	73	66	71	69	279	\$27,225.00	Zokol, Richard	70	73	72	74	289	\$13,825.00
Huston, John	70	73	68	70	281	\$24,825.00	Lietzke, Bruce	74	70	73	73	290	\$13,225.00
Calcavecchia, Mark	68	72	70	72	282	\$23,025.00	Haas, Jay	72	75	73	71	291	\$12,625.00
Couples, Fred	70	70	72	70	282	\$23,025.00	Pavin, Corey	71	74	75	71	291	\$12,625.00
Beck, Chip	71	72	69	71	283	\$20,625.00	Wadkins, Lanny	71	76	70	74	291	\$12,625.00
Norman, Greg	68	70	71	74	283	\$20,625.00	Janzen, Lee	76	72	74	72	294	\$12,225.00
Glasson, Bill	67	75	70	72	284	\$19,225.00	Carnevale, Mark	74	71	78	76	299	\$12,025.00
Hallberg, Gary	70	71	69	75	285	\$17,625.00	Brown, Billy Ray	78	79	75	72	304	\$11,825.00

### MERCEDES TOURNAMENT OF CHAMPIONS, LA COSTA CC - January 9, 1994

Player	Rd1	Rd2	Rd3	Rd4	Total	Earnings	Player	Rd1	Rd2	Rd3	Rd4	Total	Earnings
Mickelson, Phil	70	68	70	68	276	\$180,000.00	Mayfair, Billy	72	68	72	73	283	\$25,000.00
Couples, Fred	69	70	69	68	276	\$120,000.00	Standly, Mike	75	72	67	71	283	\$25,000.00
Kite, Tom	73	68	69	68	278	\$80,000.00	Allem, Fulton	71	76	72	67	286	\$23,000.00
Haas, Jay	71	71	69	69	280	\$46,625.00	Henke, Nolan	69	74	71	73	287	\$21,500.00
Love III, Davis	71	69	72	68	280	\$46,625.00	McCallister, Blaine	74	74	68	71	287	\$21,500.00
Maggert, Jeff	72	74	65	69	280	\$46,625.00	Singh, Vijay	69	70	76	72	287	\$21,500.00
Simpson, Scott	70	72	70	68	280	\$46,625.00	Janzen, Lee	71	74	74	70	289	\$20,250.00
Edwards, David	75	68	66	72	281	\$34,000.00	Waite, Grant	70	69	77	73	289	\$20,250.00
Twitty, Howard	72	73	67	69	281	\$34,000.00	McGovern, Jim	73	71	73	73	290	\$19,500.00
Norman, Greg	70	73	69	70	282	\$31,000.00	Inman, John	71	70	76	74	291	\$19,000.00
Crenshaw, Ben	71	70	69	73	283	\$28,250.00	Mediate, Rocco	72	71	77	72	292	\$18,500.00
Ogle, Brett	69	72	71	71	283	\$28,250.00	Mize, Larry	77	0	0	0	0	\$0.00
Gallagher, Jr., Jim	73	69	73	70	285	\$25,000.00							

## Championship Summaries (cont.)

### MERCEDES TOURNAMENT OF CHAMPIONS, LA COSTA CC - January 8, 1995

Player	Rd1	Rd2	Rd3	Rd4	Total	Earnings	Player	Rd1	Rd2	Rd3	Rd4	Total	Earnings
Elkington, Steve	69	71	71	67	278	\$180,000.00	Perry, Kenny	72	70	74	70	284	\$21,250.00
Lietzke, Bruce	71	69	71	67	278	\$108,000.00	Norman, Greg	74	72	72	70	288	\$20,000.00
Glasson, Bill	70	69	73	67	279	\$68,000.00	Mickelson, Phil	72	73	71	73	289	\$19,250.00
Stadler, Craig	71	65	73	71	280	\$48,000.00	Daly, John	75	74	72	69	290	\$18,125.00
Couples, Fred	73	68	68	72	281	\$35,250.00	Pride, Dicky	71	72	74	73	290	\$18,125.00
Crenshaw, Ben	71	67	75	68	281	\$35,250.00	Lowery, Steve	71	79	70	71	291	\$17,250.00
Fehr, Rick	71	74	70	66	281	\$35,250.00	Lancaster, Neal	72	75	70	75	292	\$16,750.00
Lehman, Tom	75	68	72	66	281	\$35,250.00	Heinen, Mike	72	75	71	75	293	\$16,000.00
Huston, John	67	66	72	77	282	\$28,750.00	Roberts, Loren	71	73	75	74	293	\$16,000.00
Janzen, Lee	72	63	76	71	282	\$28,750.00	Henninger, Brian	75	74	70	78	297	\$15,375.00
Hoch, Scott	74	67	73	69	283	\$26,750.00	Magee, Andrew	75	72	75	75	297	\$15,375.00
Estes, Bob	69	68	74	73	284	\$24,750.00	Sullivan, Mike	71	77	75	75	298	\$15,050.00
Irwin, Hale	73	69	72	70	284	\$24,750.00	Ogle, Brett	77	73	75	75	300	\$14,850.00
Pavin, Corey	74	71	69	70	284	\$24,750.00	Springer, Mike	72	72	83	75	302	\$14,650.00
Brooks, Mark	71	71	73	70	285	\$22,750.00	Miller, Johnny	71	71	77	0	0	\$0.00
McCumber, Mark	70	72	72	72	286	\$21,250.00							

### MERCEDES TOURNAMENT OF CHAMPIONS, LA COSTA CC - January 7, 1996

Player	Rd1	Rd2	Rd3	Rd4	Total	Earnings	Player	Rd1	Rd2	Rd3	Rd4	Total	Earnings
O'Meara, Mark	68	69	66	68	271	\$180,000.00	Elkington, Steve	70	72	70	73	285	\$20,750.00
Faldo, Nick	70	69	68	67	274	\$88,000.00	Norman, Greg	73	73	73	67	286	\$20,000.00
Hoch, Scott	69	69	70	66	274	\$88,000.00	Mayfair, Billy	73	75	69	70	287	\$18,500.00
Tway, Bob	71	69	70	66	276	\$48,000.00	Sutton, Hal	76	73	69	69	287	\$18,500.00
Bryant, Brad	70	70	69	68	277	\$40,000.00	Weibring, D.A.	69	75	72	71	287	\$18,500.00
Love III, Davis	72	71	67	68	278	\$36,000.00	Furyk, Jim	74	68	72	74	288	\$17,000.00
Gallagher, Jr., Jim	71	67	70	71	279	\$30,625.00	Morse, John	74	71	72	71	288	\$17,000.00
Janzen, Lee	71	65	72	71	279	\$30,625.00	Calcavecchia, Mark	73	69	72	75	289	\$16,000.00
Pavin, Corey	67	71	70	71	279	\$30,625.00	Singh, Vijay	73	71	72	73	289	\$16,000.00
Waldorf, Duffy	71	70	69	69	279	\$30,625.00	Austin, Woody	71	73	75	72	291	\$15,500.00
Crenshaw, Ben	69	71	69	71	280	\$26,750.00	Dougherty, Ed	74	73	73	73	293	\$15,250.00
Lehman, Tom	71	69	72	70	282	\$24,750.00	Mickelson, Phil	74	72	74	74	294	\$15,050.00
Roberts, Loren	71	71	70	70	282	\$24,750.00	Tryba, Ted	71	76	74	74	295	\$14,850.00
Stewart, Payne	74	69	71	68	282	\$24,750.00	Daly, John	76	75	73	75	299	\$14,650.00
Perry, Kenny	70	74	70	69	283	\$22,750.00	Jacobsen, Peter	0	0	0	0	0	\$0.00
Funk, Fred	70	73	72	69	284	\$21,750.00							



## Championship Summaries (cont.)

### MERCEDES TOURNAMENT OF CHAMPIONS, LA COSTA CC - January 12, 1997

Player	Rd1	Rd2	Rd3	Rd4	Total	Earnings	Player	Rd1	Rd2	Rd3	Rd4	Total	Earnings
Woods, Tiger	70	67	65	0	202	\$216,000.00	Brooks, Mark	72	70	71	0	213	\$22,260.00
Lehman, Tom	66	67	69	0	202	\$129,600.00	Herron, Tim	73	72	68	0	213	\$22,260.00
Boros, Guy	69	68	70	0	207	\$81,600.00	Rose, Clarence	71	71	71	0	213	\$22,260.00
Couples, Fred	69	69	70	0	208	\$52,800.00	Stadler, Craig	71	70	72	0	213	\$22,260.00
Goydos, Paul	67	71	70	0	208	\$52,800.00	Faldo, Nick	72	71	71	0	214	\$19,560.00
Jones, Steve	70	71	68	0	209	\$41,700.00	Leonard, Justin	69	71	74	0	214	\$19,560.00
Love III, Davis	70	67	72	0	209	\$41,700.00	Fiori, Ed	71	71	73	0	215	\$18,160.00
Cook, John	70	71	69	0	210	\$35,600.00	Hoch, Scott	75	69	71	0	215	\$18,160.00
Furyk, Jim	67	68	75	0	210	\$35,600.00	Roberts, Loren	71	73	71	0	215	\$18,160.00
Pavin, Corey	70	68	72	0	210	\$35,600.00	Hart, Dudley	71	73	72	0	216	\$17,316.00
Funk, Fred	73	69	69	0	211	\$30,600.00	Stricker, Steve	72	73	71	0	216	\$17,316.00
McCarron, Scott	70	72	69	0	211	\$30,600.00	Stankowski, Paul	70	72	76	0	218	\$16,932.00
Mickelson, Phil	71	68	72	0	211	\$30,600.00	Wood, Willie	74	71	74	0	219	\$16,692.00
Els, Ernie	72	70	70	0	212	\$26,460.00	Weibring, D.A.	78	77	69	0	224	\$16,452.00
O'Meara, Mark	71	72	69	0	212	\$26,460.00	Ogrin, David	0	0	0	0	0	\$0.00
Watson, Tom	70	68	74	0	212	\$26,460.00							
Bradley, Michael	71	74	68	0	213	\$22,260.00							

### MERCEDES TOURNAMENT OF CHAMPIONS, LA COSTA CC - January 11, 1998

Player	Rd1	Rd2	Rd3	Rd4	Total	Earnings	Player	Rd1	Rd2	Rd3	Rd4	Total	Earnings
Mickelson, Phil	68	67	68	68	271	\$306,000.00	Stankowski, Paul	69	72	69	70	280	\$38,675.00
O'Meara, Mark	71	70	67	64	272	\$149,600.00	Frost, David	74	72	68	68	282	\$34,000.00
Woods, Tiger	72	67	69	64	272	\$149,600.00	Elkington, Steve	72	73	71	68	284	\$31,450.00
Cook, John	65	70	70	70	275	\$74,800.00	Hoch, Scott	70	70	69	75	284	\$31,450.00
Price, Nick	66	70	69	70	275	\$74,800.00	Sluman, Jeff	70	75	71	68	284	\$31,450.00
Calcavecchia, Mark	70	74	66	67	277	\$55,462.50	Faldo, Nick	71	75	70	69	285	\$28,475.00
Cink, Stewart	71	67	71	68	277	\$55,462.50	Faxon, Brad	72	72	70	71	285	\$28,475.00
Duval, David	68	70	66	73	277	\$55,462.50	Toms, David	73	75	70	67	285	\$28,475.00
Hjertstedt, Gabriel	69	68	69	71	277	\$55,462.50	Blackmar, Phil	73	69	73	71	286	\$26,562.50
Els, Ernie	67	71	71	69	278	\$46,537.50	Leonard, Justin	73	73	69	71	286	\$26,562.50
Nobilo, Frank	67	69	70	72	278	\$46,537.50	Norman, Greg	73	72	73	70	288	\$25,925.00
McCarron, Scott	70	71	70	68	279	\$43,775.00	Brown, Billy Ray	69	74	71	75	289	\$25,585.00
Jones, Steve	69	71	72	68	280	\$38,675.00	Herron, Tim	74	75	68	73	290	\$25,245.00
Love III, Davis	70	72	67	71	280	\$38,675.00	Appleby, Stuart	77	72	73	72	294	\$24,905.00
Roberts, Loren	70	72	68	70	280	\$38,675.00	Glasson, Bill	0	0	0	0	0	\$0.00
Singh, Vijay	75	72	67	66	280	\$38,675.00							



## Championship Summaries (cont.)

### MERCEDES CHAMPIONSHIPS, THE PLANTATION COURSE AT KAPALUA RESORT - January 10, 1999

Player	Rd1	Rd2	Rd3	Rd4	Total	Earnings	Player	Rd1	Rd2	Rd3	Rd4	Total	Earnings
Duval, David	67	63	68	68	266	\$468,000.00	Chamblee, Brandel	70	71	69	76	286	\$55,250.00
Mayfair, Billy	66	69	69	71	275	\$228,800.00	Durant, Joe	66	70	77	74	287	\$51,025.00
O'Meara, Mark	70	68	69	68	275	\$228,800.00	Huston, John	71	71	73	72	287	\$51,025.00
Singh, Vijay	70	65	70	71	276	\$124,800.00	Calcavecchia, Mark	70	71	70	77	288	\$47,125.00
Funk, Fred	66	69	68	74	277	\$94,900.00	Perry, Chris	69	73	74	72	288	\$47,125.00
Leonard, Justin	68	72	68	69	277	\$94,900.00	Cook, John	68	69	80	73	290	\$43,550.00
Woods, Tiger	69	69	67	72	277	\$94,900.00	Jones, Steve	75	69	73	73	290	\$43,550.00
Love III, Davis	69	68	71	70	278	\$81,900.00	Mickelson, Phil	72	70	70	78	290	\$43,550.00
Furyk, Jim	68	69	68	75	280	\$76,700.00	Simpson, Scott	71	71	74	76	292	\$40,950.00
Couples, Fred	69	68	73	71	280	\$72,800.00	Elkington, Steve	74	73	73	73	293	\$39,975.00
Andrade, Billy	67	70	74	71	282	\$69,550.00	Parnevik, Jesper	69	74	73	77	293	\$39,975.00
Hayes, J.P.	70	71	70	72	283	\$66,950.00	Dodds, Trevor	72	73	75	75	295	\$39,130.00
Janzen, Lee	69	72	74	69	284	\$63,050.00	Watson, Tom	74	71	75	76	296	\$38,610.00
Sluman, Jeff	73	67	72	72	284	\$63,050.00	Bradley, Michael	71	78	76	76	301	\$38,090.00
Pate, Steve	66	70	73	76	285	\$59,150.00	Browne, Olin	0	0	0	0	0	\$0.00
Appleby, Stuart	70	71	72	73	286	\$55,250.00							

### MERCEDES CHAMPIONSHIPS, THE PLANTATION COURSE AT KAPALUA RESORT - January 9, 2000

Player	Rd1	Rd2	Rd3	Rd4	Total	Earnings	Player	Rd1	Rd2	Rd3	Rd4	Total	Earnings
Woods, Tiger	71	66	71	68	276	\$522,000.00	Maggert, Jeff	80	72	69	72	293	\$65,000.00
Els, Ernie	71	70	67	68	276	\$313,000.00	Mediate, Rocco	79	73	73	68	293	\$65,000.00
Duval, David	72	73	67	68	280	\$197,000.00	Elkington, Steve	76	74	71	73	294	\$62,000.00
Furyk, Jim	72	73	71	69	285	\$127,500.00	Toms, David	75	75	74	71	295	\$59,000.00
Weir, Mike	76	73	69	67	285	\$127,500.00	Waldorf, Duff	70	76	72	77	295	\$59,000.00
Franco, Carlos	78	73	70	66	287	\$100,500.00	Browne, Olin	77	75	74	70	296	\$55,000.00
Parnevik, Jesper	69	74	73	71	287	\$100,500.00	Sutton, Hal	77	73	74	72	296	\$55,000.00
Day, Glen	74	75	69	71	289	\$79,000.00	Herron, Tim	74	71	75	77	297	\$51,000.00
Faxon, Brad	72	76	68	73	289	\$79,000.00	Tryba, Ted	80	70	73	74	297	\$51,000.00
Geiberger, Brent	73	73	67	76	289	\$79,000.00	Begay III, Notah	73	79	73	73	298	\$48,000.00
Lawrie, Paul	76	73	68	72	289	\$79,000.00	Hjertstedt, Gabriel	78	74	73	76	301	\$47,000.00
Pernice, Jr., Tom	75	76	65	73	289	\$79,000.00	Henninger, Brian	77	78	75	73	303	\$46,250.00
Singh, Vijay	73	77	67	72	289	\$79,000.00	Lewis, J.L.	78	81	70	74	303	\$46,250.00
Sluman, Jeff	72	72	74	72	290	\$70,000.00	Roberts, Loren	76	80	73	75	304	\$45,500.00
Appleby, Stuart	73	76	70	72	291	\$68,000.00	Beem, Rich	84	77	76	70	307	\$45,000.00

## Championship Summaries (cont.)

### MERCEDES CHAMPIONSHIPS, THE PLANTATION COURSE AT KAPALUA RESORT - January 14, 2001

Player	Rd1	Rd2	Rd3	Rd4	Total	Earnings	Player	Rd1	Rd2	Rd3	Rd4	Total	Earnings
Furyk, Jim	69	69	69	67	274	\$630,000.00	DiMarco, Chris	71	73	69	70	283	\$66,000.00
Sabbatini, Rory	69	69	65	72	275	\$380,000.00	Franco, Carlos	70	76	68	70	284	\$60,000.00
Els, Ernie	68	66	73	69	276	\$203,000.00	Hart, Dudley	70	77	69	68	284	\$60,000.00
Singh, Vijay	71	67	67	71	276	\$203,000.00	Roberts, Loren	74	69	71	70	284	\$60,000.00
Huston, John	74	67	69	67	277	\$140,000.00	Waldorf, Duff	70	70	71	73	284	\$60,000.00
Mediate, Rocco	70	69	70	69	278	\$126,000.00	Faxon, Brad	71	70	71	73	285	\$54,500.00
Duval, David	73	71	65	70	279	\$118,000.00	Parnevik, Jesper	76	66	72	71	285	\$54,500.00
Clark II, Michael	69	70	72	69	280	\$99,000.00	Sutton, Hal	70	74	73	69	286	\$53,000.00
Leonard, Justin	67	73	69	71	280	\$99,000.00	Lehman, Tom	74	73	71	71	289	\$51,500.00
Toms, David	70	71	67	72	280	\$99,000.00	Scherrer, Tom	74	71	72	72	289	\$51,500.00
Woods, Tiger	70	73	68	69	280	\$99,000.00	Allenby, Robert	72	74	73	71	290	\$49,500.00
Andrade, Billy	69	70	69	73	281	\$78,000.00	Mickelson, Phil	72	73	72	73	290	\$49,500.00
Cink, Stewart	69	71	69	72	281	\$78,000.00	Verplank, Scott	74	73	71	73	291	\$48,000.00
Paulson, Dennis	70	72	67	72	281	\$78,000.00	Carter, Jim	80	72	72	72	296	\$47,000.00
Weir, Mike	70	70	68	73	281	\$78,000.00	Begay III, Notah	75	76	71	75	297	\$46,000.00
Triplett, Kirk	71	73	68	70	282	\$70,000.00	Lowery, Steve	80	73	71	75	299	\$45,000.00
Azinger, Paul	70	70	68	75	283	\$66,000.00							

### MERCEDES CHAMPIONSHIPS, THE PLANTATION COURSE AT KAPALUA RESORT - January 6, 2002

Player	Rd1	Rd2	Rd3	Rd4	Total	Earnings	Player	Rd1	Rd2	Rd3	Rd4	Total	Earnings
Garcia, Sergio	73	69	68	64	274	\$720,000.00	Beckman, Cameron	67	73	75	73	288	\$73,000.00
Toms, David	69	66	72	67	274	\$432,000.00	Leonard, Justin	70	72	75	71	288	\$73,000.00
Perry, Kenny	68	67	71	69	275	\$275,000.00	Durant, Joe	73	73	74	69	289	\$69,000.00
Furyk, Jim	67	72	73	65	277	\$196,000.00	Licklitter II, Frank	66	74	77	72	289	\$69,000.00
Calcavecchia, Mark	72	66	71	69	278	\$150,000.00	Allenby, Robert	74	72	71	73	290	\$64,000.00
DiMarco, Chris	67	72	68	71	278	\$150,000.00	Hoch, Scott	72	75	73	70	290	\$64,000.00
McCarron, Scott	71	72	69	66	278	\$150,000.00	Maruyama, Shigeki	72	75	72	71	290	\$64,000.00
Verplank, Scott	67	69	70	73	279	\$130,000.00	Stricker, Steve	71	70	79	71	291	\$60,000.00
Faxon, Brad	71	71	69	69	280	\$120,000.00	Parnevik, Jesper	74	75	72	71	292	\$57,000.00
Estes, Bob	70	70	71	70	281	\$105,000.00	Sutton, Hal	75	73	76	68	292	\$57,000.00
Woods, Tiger	68	74	74	65	282	\$105,000.00	Cook, John	72	69	78	74	293	\$55,000.00
Duval, David	67	71	72	72	282	\$92,000.00	Gossett, David	74	78	72	72	296	\$54,000.00
Edwards, Joel	69	71	71	72	283	\$88,000.00	Damron, Robert	69	73	85	71	298	\$52,500.00
Goosen, Retief	69	71	77	67	284	\$83,500.00	Sluman, Jeff	74	76	78	70	298	\$52,500.00
Weir, Mike	63	74	74	73	284	\$83,500.00	Willis, Garrett	77	80	74	73	304	\$51,000.00
Love III, Davis	69	72	78	68	287	\$77,500.00	Coceres, Jose	0	0	0	0	0	\$0.00
Pernice, Jr., Tom	70	70	75	72	287	\$77,500.00							

## Championship Summaries (cont.)

### MERCEDES CHAMPIONSHIPS, THE PLANTATION COURSE AT KAPALUA RESORT - January 12, 2003

Player	Rd1	Rd2	Rd3	Rd4	Total	Earnings	Player	Rd1	Rd2	Rd3	Rd4	Total	Earnings
Els, Ernie	64	65	65	67	261	\$1,000,000.00	Smith, Chris	69	71	69	69	278	\$75,000.00
Choi, K.J.	67	67	62	73	269	\$450,000.00	Forsman, Dan	69	71	69	70	279	\$70,000.00
Mediate, Rocco	72	69	65	63	269	\$450,000.00	Hayes, J.P.	72	67	70	70	279	\$70,000.00
Goosen, Retief	70	65	66	69	270	\$224,000.00	Price, Nick	69	69	75	66	279	\$70,000.00
Singh, Vijay	68	70	67	65	270	\$224,000.00	Mattiace, Len	75	68	69	68	280	\$66,000.00
Byrd, Jonathan	68	69	71	63	271	\$155,000.00	Garcia, Sergio	71	73	66	71	281	\$61,250.00
Estes, Bob	66	66	70	69	271	\$155,000.00	Kuchar, Matt	70	70	73	68	281	\$61,250.00
Furyk, Jim	64	72	67	68	271	\$155,000.00	Maruyama, Shigeki	66	72	70	73	281	\$61,250.00
Riley, Chris	65	70	67	69	271	\$155,000.00	Parry, Craig	71	69	71	70	281	\$61,250.00
Kelly, Jerry	65	70	67	70	272	\$125,000.00	DiMarco, Chris	70	75	69	68	282	\$56,500.00
Sauers, Gene	65	72	69	66	272	\$125,000.00	Leggatt, Ian	69	67	79	67	282	\$56,500.00
Sluman, Jeff	72	67	70	64	273	\$105,000.00	McRoy, Spike	72	71	73	66	282	\$56,500.00
Sutherland, Kevin	71	66	69	67	273	\$105,000.00	Rollins, John	72	72	69	69	282	\$56,500.00
Roberts, Loren	68	70	67	69	274	\$90,000.00	Burns, Bob	71	72	74	66	283	\$53,500.00
Donald, Luke	68	72	69	66	275	\$85,000.00	Olazabal, Jose Maria	74	71	69	69	283	\$53,500.00
Howell III, Charles	73	66	67	70	276	\$82,000.00	Gogel, Matt	69	75	73	69	286	\$52,000.00
Perks, Craig	69	71	67	70	277	\$79,000.00	Beem, Rich	74	71	70	75	285	\$51,000.00
Tataurangi, Phil	68	70	69	70	277	\$79,000.00	Woods, Tiger	0	0	0	0	0	\$0.00
Leonard, Justin	71	68	71	68	278	\$75,000.00							

### MERCEDES CHAMPIONSHIPS, THE PLANTATION COURSE AT KAPALUA RESORT - January 11, 2004

Player	Rd1	Rd2	Rd3	Rd4	Total	Earnings	Player	Rd1	Rd2	Rd3	Rd4	Total	Earnings
Stuart Appleby	66	67	66	71	270	\$1,060,000.00	Steve Flesch	73	72	72	70	287	\$89,166.67
Vijay Singh	68	64	69	70	271	\$600,000.00	Peter Jacobsen	70	71	73	73	287	\$89,166.67
Darren Clarke	67	69	69	70	275	\$400,000.00	Shigeki Maruyama	69	72	72	74	287	\$89,166.67
Tiger Woods	71	70	65	71	277	\$275,000.00	Chad Campbell	71	76	65	75	287	\$89,166.66
Retief Goosen	70	70	64	73	277	\$275,000.00	Kenny Perry	73	71	68	75	287	\$89,166.66
Kirk Triplett	68	69	71	70	278	\$204,000.00	Ernie Els	73	70	73	72	288	\$79,000.00
Adam Scott	69	74	68	68	279	\$180,000.00	Fred Couples	69	72	72	75	288	\$79,000.00
Scott Hoch	68	71	69	72	280	\$170,000.00	J.L. Lewis	70	71	69	78	288	\$79,000.00
Ben Crane	71	74	66	70	281	\$155,000.00	Mike Weir	71	70	73	75	289	\$75,000.00
Davis Love III	69	71	69	72	281	\$155,000.00	Rory Sabbatini	73	74	74	70	291	\$73,000.00
Jim Furyk	70	71	68	74	283	\$140,000.00	Frank Lickliter II	73	76	70	74	293	\$70,000.00
Jonathan Kaye	74	70	66	74	284	\$130,000.00	John Huston	69	72	71	81	293	\$70,000.00
Justin Leonard	68	73	71	73	285	\$115,000.00	Bob Tway	73	74	72	72	291	\$67,500.00
Shaun Micheel	70	71	69	75	285	\$115,000.00	Craig Stadler	73	78	68	75	294	\$67,500.00
Tommy Armour III	73	71	73	70	287	\$89,166.67	Ben Curtis	73	80	70	74	297	\$66,000.00

## Championship Summaries (cont.)

### MERCEDES CHAMPIONSHIPS, THE PLANTATION COURSE AT KAPALUA RESORT - January 9, 2005

Player	Rd1	Rd2	Rd3	Rd4	Total	Earnings	Player	Rd1	Rd2	Rd3	Rd4	Total	Earnings
Stuart Appleby	74	64	66	67	271	\$1,060,000.00	Chad Campbell	69	67	71	75	282	\$88,000.00
Jonathan Kaye	68	67	66	71	272	\$600,000.00	John Daly	70	69	70	73	282	\$88,000.00
Ernie Els	69	65	68	71	273	\$350,000.00	Stephen Ames	73	72	67	71	283	\$83,000.00
Tiger Woods	68	68	69	68	273	\$350,000.00	Mark Hensby	70	73	71	69	283	\$83,000.00
Adam Scott	69	72	68	65	274	\$211,333.34	Rod Pampling	70	72	69	72	283	\$83,000.00
Stewart Cink	68	68	67	71	274	\$211,333.33	Andre Stolz	73	71	71	70	285	\$79,000.00
Vijay Singh	66	65	69	74	274	\$211,333.33	Zach Johnson	72	70	71	73	286	\$75,000.00
Vaughn Taylor	69	69	68	70	276	\$165,000.00	Joey Sindelar	71	68	71	76	286	\$75,000.00
David Toms	71	67	70	68	276	\$165,000.00	Heath Slocum	69	70	72	75	286	\$75,000.00
Sergio Garcia	68	67	73	70	278	\$145,000.00	Todd Hamilton	72	72	72	71	287	\$70,000.00
Craig Parry	67	72	68	71	278	\$145,000.00	Ryan Palmer	76	68	71	72	287	\$70,000.00
Woody Austin	69	72	68	70	279	\$130,000.00	Brent Geiberger	72	73	71	72	288	\$68,000.00
Jonathan Byrd	72	70	71	67	280	\$110,000.00	Steve Flesch	69	73	72	75	285	\$67,000.00
Retief Goosen	71	67	69	73	280	\$110,000.00	Fred Funk	74	74	67	75	290	\$66,000.00
Mike Weir	70	63	71	76	280	\$110,000.00	Carlos Franco	74	71	72	75	292	\$65,000.00
Bart Bryant	69	72	69	71	281	\$91,000.00							

### MERCEDES CHAMPIONSHIPS, THE PLANTATION COURSE AT KAPALUA RESORT - JANUARY 8, 2006

Player	Rd1	Rd2	Rd3	Rd4	Total	Earnings	Player	Rd1	Rd2	Rd3	Rd4	Total	Earnings
Stuart Appleby	71	72	70	71	284	\$1,080,000.00	Jason Bohn	76	70	78	75	299	\$110,000.00
Vijay Singh	70	74	74	66	284	\$630,000.00	Mark Calcavecchia	73	74	73	79	299	\$110,000.00
Jim Furyk	72	72	72	72	288	\$420,000.00	Olin Browne	69	76	76	80	301	\$94,000.00
Michael Campbell	72	72	71	75	290	\$287,500.00	Robert Gamez	77	76	73	75	301	\$94,000.00
Vaughn Taylor	74	73	72	71	290	\$287,500.00	K.J. Choi	75	74	77	76	302	\$87,000.00
Lucas Glover	74	73	70	74	291	\$217,000.00	Kenny Perry	74	77	77	74	302	\$87,000.00
Sergio Garcia	71	74	73	75	293	\$195,000.00	Carl Pettersson	71	85	75	74	305	\$84,000.00
Justin Leonard	72	78	72	72	294	\$185,000.00	Ted Purdy	73	75	77	81	306	\$82,000.00
Bart Bryant	74	72	76	73	295	\$175,000.00	Brad Faxon	82	78	75	74	309	\$79,000.00
Peter Lonard	74	74	73	75	296	\$165,000.00	Heath Slocum	74	81	78	76	309	\$79,000.00
Tim Petrovic	74	77	74	72	297	\$150,000.00	Ben Crane	79	78	78	75	310	\$76,000.00
Wes Short, Jr.	73	73	75	76	297	\$150,000.00	Fred Funk	76	82	78	76	312	\$74,000.00
Geoff Ogilvy	75	72	74	77	298	\$130,000.00	Sean O'Hair	77	79	80	82	318	\$72,000.00
David Toms	71	73	79	75	298	\$130,000.00	Jason Gore	80	80	81	79	320	\$70,000.00

### MERCEDES-BENZ CHAMPIONSHIPS, THE PLANTATION COURSE AT KAPALUA RESORT - January 7, 2007

Player	Rd1	Rd2	Rd3	Rd4	Total	Earnings	Player	Rd1	Rd2	Rd3	Rd4	Total	Earnings
Vijay Singh	69	69	70	70	278	\$1,100,000.00	Jim Furyk	71	74	76	71	292	\$80,000.00
Adam Scott	73	69	69	69	280	\$630,000.00	John Senden	73	74	75	71	293	\$71,333.34
Trevor Immelman	71	68	72	72	283	\$410,000.00	Tim Herron	75	72	72	74	293	\$71,333.33
J.B. Holmes	73	68	71	72	284	\$260,000.00	Geoff Ogilvy	74	72	74	73	293	\$71,333.33
Davis Love III	70	71	75	68	284	\$260,000.00	Rod Pampling	74	80	71	69	294	\$65,000.00
Will MacKenzie	69	70	73	72	284	\$260,000.00	Carl Pettersson	72	75	77	70	294	\$65,000.00
Luke Donald	72	71	71	71	285	\$193,000.00	Brett Wetterich	69	79	73	73	294	\$65,000.00
K.J. Choi	69	77	71	69	286	\$170,000.00	John Rollins	77	74	70	74	295	\$61,000.00
J.J. Henry	74	73	68	71	286	\$170,000.00	Eric Axley	78	75	74	69	296	\$59,000.00
David Toms	75	72	72	67	286	\$170,000.00	Aaron Baddeley	77	72	78	70	297	\$57,000.00
Stephen Ames	69	74	74	70	287	\$145,000.00	Corey Pavin	75	75	74	77	301	\$56,000.00
Troy Matteson	73	70	70	74	287	\$145,000.00	Dean Wilson	80	78	72	72	302	\$55,000.00
Stuart Appleby	73	72	72	71	288	\$120,000.00	Jeff Maggert	76	74	74	79	303	\$54,000.00
Chris Couch	71	70	77	70	288	\$120,000.00	Chad Campbell	77	75	78	75	305	\$53,000.00
Rory Sabbatini	71	78	68	71	288	\$120,000.00	D.J. Trahan	79	77	75	75	306	\$52,000.00
Joe Durant	73	73	72	71	289	\$95,000.00	Ben Curtis	81	78	77	76	312	\$51,000.00
Kirk Triplett	75	73	69	72	289	\$95,000.00							

## Championship Summaries (cont.)

### MERCEDES-BENZ CHAMPIONSHIPS, THE PLANTATION COURSE AT KAPALUA RESORT - JANUARY 6, 2008

Player	Rd1	Rd2	Rd3	Rd4	Total	Earnings	Player	Rd1	Rd2	Rd3	Rd4	Total	Earnings
Daniel Chopra	69	72	67	66	274	\$1,100,000.00	Rory Sabbatini	72	74	69	69	284	\$90,000.00
Steve Stricker	73	69	68	64	274	\$630,000.00	Woody Austin	73	74	69	70	286	\$86,000.00
Stephen Ames	72	67	70	66	275	\$410,000.00	Scott Verplank	73	70	72	71	286	\$86,000.00
Mike Weir	71	67	68	70	276	\$310,000.00	Charley Hoffman	75	72	70	70	287	\$81,000.00
Hunter Mahan	73	72	69	64	278	\$218,000.00	Zach Johnson	76	67	71	73	287	\$81,000.00
Jim Furyk	74	70	66	68	278	\$218,000.00	Steve Flesch	72	70	71	74	287	\$81,000.00
Nick Watney	68	72	67	71	278	\$218,000.00	Boo Weekley	80	74	68	66	288	\$76,000.00
Charles Howell III	74	70	68	67	279	\$175,000.00	Brian Bateman	76	70	72	70	288	\$76,000.00
Justin Leonard	73	68	69	69	279	\$175,000.00	Fred Funk	75	71	72	72	290	\$72,000.00
Mark Calcavecchi	75	66	71	68	280	\$155,000.00	George McNeill	74	69	72	75	290	\$72,000.00
Brandt Snedeker	71	69	70	70	280	\$155,000.00	Mark Wilson	74	72	73	72	291	\$69,000.00
Aaron Baddeley	70	71	73	67	281	\$130,000.00	Henrik Stenson	76	75	73	68	292	\$67,500.00
Chad Campbell	75	68	68	70	281	\$130,000.00	K.J. Choi	79	75	69	69	292	\$67,500.00
Vijay Singh	74	70	67	70	281	\$130,000.00	Paul Goydos	81	73	67	73	294	\$66,000.00
Angel Cabrera	70	71	70	71	282	\$105,000.00	Joe Ogilvie	75	73	74	74	296	\$65,000.00
Jonathan Byrd	70	69	69	74	282	\$105,000.00							

### MERCEDES-BENZ CHAMPIONSHIPS, THE PLANTATION COURSE AT KAPALUA RESORT - JANUARY 11, 2009

Player	Rd1	Rd2	Rd3	Rd4	Total	Earnings	Player	Rd1	Rd2	Rd3	Rd4	Total	Earnings
Geoff Ogilvy	67	68	65	68	268	\$1,120,000.00	Brian Gay	72	70	70	71	283	\$77,667
Anthony Kim	71	68	68	67	274	\$523,500	Adam Scott	73	67	73	70	283	\$77,667
Davis Love III	69	70	68	67	274	\$523,500	Ryuji Imada	69	70	74	70	283	\$77,667
Sean O'Hair	69	70	71	65	275	\$312,000	Trevor Immelman	72	74	69	69	284	\$71,000
Justin Leonard	74	67	65	70	276	\$261,000	Richard S. Johnson	72	72	71	69	284	\$71,000
Ernie Els	68	69	73	67	277	\$189,250	Cameron Beckman	76	73	66	70	285	\$68,000
Zach Johnson	71	75	64	67	277	\$189,250	Stewart Cink	74	67	71	74	286	\$64,000
Kenny Perry	68	71	68	70	277	\$189,250	Steve Lowery	69	75	70	72	286	\$64,000
D.J. Trahan	70	66	70	71	277	\$198,250	Parker McLachlin	77	69	69	71	286	\$64,000
Johnson Wagner	68	71	70	69	278	\$162,000	Daniel Chopra	79	69	67	72	287	\$59,500
Dustin Johnson	72	72	68	67	279	\$152,000	Vijay Singh	73	73	71	70	287	\$59,500
Chez Reavie	75	70	68	67	280	\$132,000	Greg Jraft	72	73	68	75	288	\$57,500
Will MacKenzie	72	70	69	69	280	\$132,000	J.B. Holmes	74	75	72	67	288	\$57,500
Camilo Villegas	74	67	66	73	280	\$132,000	Ryan Palmer	78	75	72	66	291	\$56,000
K.J. Choi	71	71	66	73	281	\$107,000	Andes Romero	78	74	71	72	295	\$55,000
Boo Weekley	70	70	69	72	281	\$107,000	Marc Turnesa	79	73	70	74	296	\$54,000
Carl Pettersson	72	72	70	68	282	\$92,000							

### SBS CHAMPIONSHIP, THE PLANTATION COURSE AT KAPALUA RESORT - JANUARY 11, 2010

Player	Rd1	Rd2	Rd3	Rd4	Total	Earnings	Player	Rd1	Rd2	Rd3	Rd4	Total	Earnings
Ogilvy, Geoff	69	66	68	67	270	\$1,120,000.00	Johnson, Dustin	67	71	70	71	279	\$110,000.00
Sabbatini, Rory	70	68	70	63	271	\$645,000.00	Watney, Nick	67	71	70	71	279	\$110,000.00
Kuchar, Matt	67	68	71	67	273	\$426,000.00	Johnson, Zach	72	69	71	68	280	\$95,000.00
Laird, Martin	67	68	69	70	274	\$300,000.00	Yang, Y.E.	70	74	66	71	281	\$90,000.00
O'Hair, Sean	68	67	71	68	274	\$300,000.00	Ames, Stephen	71	69	71	71	282	\$85,000.00
Goosen, Retief	70	69	67	69	275	\$208,333.33	Gay, Brian	72	71	70	70	283	\$83,000.00
Moore, Ryan	69	68	68	70	275	\$208,333.33	Green, Nathan	67	70	77	72	286	\$81,000.00
Perry, Kenny	70	67	70	68	275	\$208,333.34	Kelly, Jerry	69	70	74	74	287	\$78,000.00
Cink, Stewart	68	69	69	70	276	\$185,000.00	Matteson, Troy	73	70	73	71	287	\$78,000.00
Cabrera, Angel	68	68	70	71	277	\$160,000.00	Bradley, Michael	73	72	71	72	288	\$74,000.00
Casey, Paul	70	69	69	69	277	\$160,000.00	Van Pelt, Bo	72	70	73	73	288	\$74,000.00
Perez, Pat	71	70	67	69	277	\$160,000.00	Slocum, Heath	75	71	71	73	290	\$70,500.00
Stricker, Steve	73	70	68	66	277	\$160,000.00	Wilson, Mark	74	71	70	75	290	\$70,500.00
Glover, Lucas	66	65	71	76	278	\$130,000.00	Ben Curtis	81	78	77	76	312	\$51,000.00
Rollins, John	68	66	72	72	278	\$130,000.00							

# Championship Summaries (cont.)

## HYUNDAI TOURNAMENT OF CHAMPIONS, THE PLANTATION COURSE AT KAPALUA RESORT - JANUARY 9, 2011

Player	Rd1	Rd2	Rd3	Rd4	Total	Earnings	Player	Rd1	Rd2	Rd3	Rd4	Total	Earnings
Jonathan Byrd	66	68	67	67	268	\$1,120,000.00	Tim Clark	72	68	73	68	281	\$87,000.00
Robert Garrigus	69	63	69	67	268	635,000.00	Ernie Els	72	64	74	71	281	87,000.00
Graeme McDowell	71	68	68	62	269	412,000.00	Matt Bettencourt	73	70	70	69	282	75,500.00
Carl Pettersson	66	67	71	68	272	286,500.00	Anthony Kim	69	71	74	68	282	75,500.00
Steve Stricker	69	67	65	71	272	286,500.00	Ben Crane	67	70	74	72	283	71,000.00
Matt Kuchar	69	70	66	69	274	201,500.00	Adam Scott	73	67	70	73	283	71,000.00
Ian Poulter	70	68	70	66	274	201,500.00	Cameron Beckman	72	71	70	71	284	67,000.00
Bill Haas	68	70	69	69	276	182,000.00	Zach Johnson	71	73	69	71	284	67,000.00
Jason Day	73	66	69	70	278	162,000.00	Charley Hoffman	68	75	67	75	285	62,000.00
Jim Furyk	68	68	72	70	278	162,000.00	Hunter Mahan	70	70	78	67	285	62,000.00
Dustin Johnson	71	66	73	68	278	162,000.00	Bubba Watson	70	70	73	72	285	62,000.00
Arjun Atwal	72	69	68	70	279	132,000.00	Jason Bohn	72	72	72	70	286	58,500.00
Bill Lunde	70	68	70	71	279	132,000.00	Heath Slocum	70	74	72	70	286	58,500.00
Justin Rose	75	67	69	68	279	132,000.00	Stuart Appleby	69	75	73	72	289	57,000.00
Francesco Molinari	69	67	74	70	280	107,000.00	Rocco Mediate	79	70	75	71	295	56,000.00
Ryan Palmer	70	72	68	70	280	107,000.00	Derek Lamely	72	76	78	70	296	55,000.00

## HYUNDAI TOURNAMENT OF CHAMPIONS, THE PLANTATION COURSE AT KAPALUA RESORT - JANUARY 9, 2012

Player	Rd1	Rd2	Rd3	Rd4	Total	Earnings	Player	Rd1	Rd2	Rd3	Rd4	Total	Earnings
Steve Stricker	68	63	69	69	269	\$1,120,000.00	Nick Watney	73	71	68	68	280	\$130,000.00
Martin Laird	68	70	67	67	272	650,000.00	Keegan Bradley	69	72	75	65	281	105,000.00
Jonathan Byrd	67	71	67	68	273	369,000.00	Sean O'Hair	73	70	70	69	282	99,000.00
Webb Simpson	68	68	69	68	273	369,000.00	Bubba Watson	74	69	72	69	284	91,500.00
K.J. Choi	70	73	69	65	277	245,000.00	Mark Wilson	72	71	69	72	284	91,500.00
Harrison Frazar	74	69	66	68	277	245,000.00	Bill Haas	73	73	70	69	285	84,000.00
Chris Kirk	75	66	70	67	278	190,000.00	Aaron Baddeley	75	68	74	69	286	80,000.00
Bryce Molder	71	70	67	70	278	190,000.00	Michael Bradley	68	75	75	69	287	74,500.00
Ben Crane	72	71	68	68	279	165,000.00	Scott Stallings	74	69	74	70	287	74,500.00
Rory Sabbatini	73	70	68	68	279	165,000.00	Gary Woodland	73	71	73	72	289	70,000.00
Johnson Wagner	72	72	68	67	279	165,000.00	Brendan Steele	76	76	72	71	295	68,000.00
Kevin Na	73	64	71	72	280	130,000.00	David Toms	76	74	75	71	296	66,000.00
Scott Piercy	72	71	69	68	280	130,000.00	Jhonattan Vegas	75	73	76	74	298	64,000.00
D.A. Points	71	69	71	69	280	130,000.00							

## HYUNDAI TOURNAMENT OF CHAMPIONS, THE PLANTATION COURSE AT KAPALUA RESORT - JANUARY 7, 2013

Player	Rd1	Rd2	Rd3	Total	Points	Earnings	Player	Rd1	Rd2	Rd3	Total	Points	Earnings
Dustin Johnson	69	66	68	203	500.00	\$1,140,000.00	Johnson Wagner	72	72	72	216	56.40	\$120,400.00
Steve Stricker	71	67	69	207	300.00	665,000.00	Nick Watney	69	73	74	216	56.40	120,400.00
Brandt Snedeker	70	70	69	209	190.00	432,000.00	Jonas Blixt	72	74	72	218	51.00	87,600.00
Keegan Bradley	71	69	70	210	122.50	304,000.00	Ben Curtis	70	76	72	218	51.00	87,600.00
Bubba Watson	70	69	71	210	122.50	304,000.00	Jason Dufner	72	77	69	218	51.00	87,600.00
Rickie Fowler	70	74	67	211	95.00	212,500.00	John Huh	73	71	74	218	51.00	87,600.00
Tommy Gainey	72	69	70	211	95.00	212,500.00	Zach Johnson	74	72	72	218	51.00	87,600.00
Carl Pettersson	70	72	70	212	85.00	190,000.00	Charlie Beljan	71	75	75	221	47.00	73,000.00
Matt Kuchar	74	71	69	214	77.50	175,000.00	Bill Haas	71	75	75	221	47.00	73,000.00
Ian Poulter	71	74	69	214	77.50	175,000.00	Marc Leishman	75	75	71	221	47.00	73,000.00
Webb Simpson	72	72	71	215	67.50	155,000.00	Hunter Mahan	72	77	74	223	44.50	67,000.00
Mark Wilson	69	76	70	215	67.50	155,000.00	Ted Potter, Jr.	75	75	73	223	44.50	67,000.00
J.J. Henry	71	74	71	216	56.40	120,400.00	George McNeill	79	73	73	225	42.50	63,000.00
Scott Piercy	72	71	73	216	56.40	120,400.00	Ryan Moore	72	77	76	225	42.50	63,000.00
Scott Stallings	72	74	70	216	56.40	120,400.00	Kyle Stanley	78	80	72	230	41.00	61,000.00

## Championship Summaries (cont.)

### HYUNDAI TOURNAMENT OF CHAMPIONS, THE PLANTATION COURSE AT KAPALUA RESORT - JANUARY 6, 2014

Player	Rd1	Rd2	Rd3	Rd4	Total	Earnings	Player	Rd1	Rd2	Rd3	Rd4	Total	Earnings
Zach Johnson	67	66	74	66	273	\$1,140,000.00	Ken Duke	70	69	71	72	282	\$100,250.00
Jordan Spieth	66	70	69	69	274	665,000.00	Chris Kirk	66	75	68	73	282	100,250.00
Webb Simpson	66	71	68	70	275	382,000.00	Patrick Reed	70	72	67	73	282	100,250.00
Kevin Streelman	67	71	70	67	275	382,000.00	Michael Thompson	66	71	73	72	282	100,250.00
Jason Dufner	67	72	69	69	277	276,000.00	Martin Laird	71	72	70	70	283	87,000.00
Billy Horschel	72	72	68	66	278	198,750.00	Jonas Blixt	76	70	69	70	285	79,333.34
Dustin Johnson	70	66	69	73	278	198,750.00	Sang-Moon Bae	69	73	71	72	285	79,333.33
Matt Kuchar	68	68	75	67	278	198,750.00	Jimmy Walker	73	73	67	72	285	79,333.33
Adam Scott	70	70	69	69	278	198,750.00	Scott Brown	71	73	68	75	287	71,500.00
Ryan Moore	67	71	72	69	279	170,000.00	Bill Haas	71	73	69	74	287	71,500.00
Harris English	70	71	70	69	280	155,000.00	Boo Weekley	71	74	70	73	288	68,000.00
Brandt Snedeker	70	69	69	72	280	155,000.00	Russell Henley	72	72	70	75	289	66,000.00
Woody Austin	72	70	68	71	281	130,000.00	John Merrick	71	76	71	74	292	63,000.00
Brian Gay	70	76	65	70	281	130,000.00	D.A. Points	72	74	73	73	292	63,000.00
Gary Woodland	71	70	67	73	281	130,000.00	Derek Ernst	79	76	76	70	301	61,000.00



# 2015 Tournament Summary

## HYUNDAI TOURNAMENT OF CHAMPIONS

**Winner:** Patrick Reed

**Location:** Plantation Course at Kapalua | Kapalua, Maui, HI

**Date:** Jan 9-12, 2015

**FedExCup Points:** 3,513

**Par/Yardage:** 36-37—73 7,452 yds.

**Purse:** \$5,700,000

Pos	Player	Rnd1	Rnd2	Rnd3	Rnd4	Total	Points	Earnings
1	Patrick Reed	67	69	68	67	271/-21	500.00	\$1,140,000.00
2	Jimmy Walker	67	68	67	69	271/-21	300.00	665,000.00
T3	Jason Day	70	69	71	62	272/-20	145.00	332,666.67
T3	Russell Henley	65	70	70	67	272/-20	145.00	332,666.67
T3	Hideki Matsuyama	70	66	66	70	272/-20	145.00	332,666.66
6	Sangmoon Bae	66	69	69	70	274/-18	100.00	213,000.00
7	Zach Johnson	68	67	73	67	275/-17	90.00	190,000.00
T8	Robert Streb	67	69	71	69	276/-16	82.50	175,000.00
T8	Brendon Todd	69	67	69	71	276/-16	82.50	175,000.00
10	Bubba Watson	70	69	68	70	277/-15	75.00	160,000.00
T11	Matt Jones	69	72	68	69	278/-14	65.00	140,000.00
T11	Ben Martin	67	72	70	69	278/-14	65.00	140,000.00
T11	Seung-Yul Noh	71	70	69	68	278/-14	65.00	140,000.00
T14	Charley Hoffman	70	66	73	70	279/-13	56.00	110,000.00
T14	Chris Kirk	68	76	73	62	279/-13	56.00	110,000.00
T14	Scott Stallings	67	70	70	72	279/-13	56.00	110,000.00
T17	Brian Harman	70	70	75	65	280/-12	53.00	90,333.34
T17	Matt Kuchar	68	70	74	68	280/-12	53.00	90,333.33
T17	Hunter Mahan	71	71	69	69	280/-12	53.00	90,333.33
T20	Chesson Hadley	70	73	68	70	281/-11	50.50	80,000.00
T20	Ryan Moore	71	70	69	71	281/-11	50.50	80,000.00
T22	Steven Bowditch	69	73	71	69	282/-10	48.00	70,666.67
T22	Billy Horschel	72	70	70	70	282/-10	48.00	70,666.67
T22	Kevin Streelman	69	73	67	73	282/-10	48.00	70,666.66
T25	Tim Clark	70	75	67	71	283/-9	45.50	65,000.00
T25	John Senden	68	71	73	71	283/-9	45.50	65,000.00
T27	Matt Every	73	71	70	70	284/-8	43.50	61,000.00
T27	Geoff Ogilvy	72	69	74	69	284/-8	43.50	61,000.00
T29	Angel Cabrera	71	73	72	70	286/-6	41.00	58,000.00
T29	Ben Crane	74	67	73	72	286/-6	41.00	58,000.00
T29	Nick Taylor	69	73	72	72	286/-6	41.00	58,000.00
32	Camilo Villegas	71	70	71	75	287/-5	39.00	56,000.00
33	J.B. Holmes	69	71	73	76	289/-3	38.00	55,000.00
W/D	Kevin Stadler	74	73			147/1		

# 2016 Tournament Summary

## HYUNDAI TOURNAMENT OF CHAMPIONS

**Winner:** Jordan Spieth

**Location:** Plantation Course at Kapalua | Kapalua, Maui, HI

**Date:** Jan 4-10, 2016

**FedExCup Points:** 3,513

**Par/Yardage:** 36-37—73 7,452 yds.

**Purse:** \$5,900,000

Pos	Player	Rnd1	Rnd2	Rnd3	Rnd4	Total	Points	Earnings
1	Jordan Spieth	66	64	65	67	262/-30	500.00	\$1,180,000.00
2	Patrick Reed	65	69	67	69	270/-22	300.00	688,000.00
T3	Brooks Koepka	69	68	63	71	271/-21	162.50	381,000.00
T3	Brandt Snedeker	67	72	65	67	271/-21	162.50	381,000.00
5	Rickie Fowler	69	67	69	67	272/-20	110.00	274,000.00
T6	Pdraig Harrington	70	68	70	67	275/-17	91.66	202,333.34
T6	Fabian Gomez	68	66	70	71	275/-17	91.66	202,333.33
T6	Peter Malnati	71	66	69	69	275/-17	91.66	202,333.33
9	Kevin Kisner	69	65	71	71	276/-16	80.00	178,000.00
T10	Steven Bowditch	69	67	69	72	277/-15	65.40	148,000.00
T10	Jason Day	70	73	69	65	277/-15	65.40	148,000.00
T10	Dustin Johnson	73	67	68	69	277/-15	65.40	148,000.00
T10	Jimmy Walker	70	71	64	72	277/-15	65.40	148,000.00
T10	Bubba Watson	69	68	73	67	277/-15	65.40	148,000.00
T15	Smylie Kaufman	70	69	71	68	278/-14	55.00	108,666.67
T15	Danny Lee	67	68	71	72	278/-14	55.00	108,666.67
T15	David Lingmerth	71	71	66	70	278/-14	55.00	108,666.66
T18	Emiliano Grillo	71	73	70	66	280/-12	52.00	90,000.00
T18	Bill Haas	71	69	70	70	280/-12	52.00	90,000.00
T18	Troy Merritt	75	68	70	67	280/-12	52.00	90,000.00
T21	Zach Johnson	75	69	70	67	281/-11	49.00	78,333.34
T21	Alex Cejka	72	72	69	68	281/-11	49.00	78,333.33
T21	Justin Thomas	70	73	69	69	281/-11	49.00	78,333.33
T24	J.B. Holmes	67	76	68	72	283/-9	46.00	70,000.00
T24	Chris Kirk	70	71	70	72	283/-9	46.00	70,000.00
T24	Scott Piercy	71	69	72	71	283/-9	46.00	70,000.00
27	Russell Knox	71	72	69	72	284/-8	44.00	66,000.00
28	Matt Every	70	68	78	71	287/-5	43.00	64,000.00
T29	Davis Love III	75	72	71	70	288/-4	41.50	61,500.00
T29	Graeme McDowell	75	70	72	71	288/-4	41.50	61,500.00
T31	James Hahn	76	76	74	69	295/3	39.50	59,500.00
T31	J.J. Henry	77	74	73	71	295/3	39.50	59,500.00

# 2017 Tournament Summary

## SBS TOURNAMENT OF CHAMPIONS

**Winner:** Justin Thomas

**Location:** Plantation Course at Kapalua | Kapalua, Maui, HI

**Date:** Jan 2-8, 2017

**FedExCup Points:** 2,989

**Par/Yardage:** 36-37—73 7,452 yds.

**Purse:** \$6,100,000

Pos	Player	Rnd1	Rnd2	Rnd3	Rnd4	Total	Points	Earnings
1	Justin Thomas	67	67	67	69	270/-22	500.00	\$1,220,000.00
2	Hideki Matsuyama	69	68	66	70	273/-19	300.00	712,000.00
T3	Ryan Moore	67	67	71	71	276/-16	145.00	359,000.00
T3	Pat Perez	69	71	69	67	276/-16	145.00	359,000.00
T3	Jordan Spieth	72	69	70	65	276/-16	145.00	359,000.00
T6	Dustin Johnson	69	70	69	69	277/-15	91.66	210,000.00
T6	Patrick Reed	70	65	72	70	277/-15	91.66	210,000.00
T6	Brendan Steele	72	67	67	71	277/-15	91.66	210,000.00
T9	Tony Finau	70	68	70	70	278/-14	75.00	172,333.34
T9	William McGirt	70	69	66	73	278/-14	75.00	172,333.33
T9	Jimmy Walker	65	70	70	73	278/-14	75.00	172,333.33
T12	Jason Day	70	69	70	70	279/-13	62.50	147,000.00
T12	Jim Herman	67	71	72	69	279/-13	62.50	147,000.00
T14	Daniel Berger	68	70	70	72	280/-12	55.00	122,000.00
T14	Cody Gribble	69	72	69	70	280/-12	55.00	122,000.00
T14	Brandt Snedeker	70	70	69	71	280/-12	55.00	122,000.00
T17	Rod Pampling	69	71	72	69	281/-11	49.00	98,333.34
T17	Charley Hoffman	71	70	71	69	281/-11	49.00	98,333.33
T17	Russell Knox	71	69	68	73	281/-11	49.00	98,333.33
20	Fabian Gomez	70	68	71	73	282/-10	45.00	88,000.00
21	Jason Dufner	68	68	72	75	283/-9	43.00	84,000.00
T22	James Hahn	74	70	68	72	284/-8	40.00	78,500.00
T22	Brian Stuard	72	71	70	71	284/-8	40.00	78,500.00
24	Vaughn Taylor	72	71	69	73	285/-7	37.00	74,000.00
T25	Aaron Baddeley	70	73	74	69	286/-6	34.00	70,000.00
T25	Mackenzie Hughes	73	72	73	68	286/-6	34.00	70,000.00
T25	Bubba Watson	72	72	71	71	286/-6	34.00	70,000.00
28	Greg Chalmers	71	72	70	74	287/-5	31.00	66,000.00
29	Billy Hurley III	74	73	72	72	291/-1	29.50	64,000.00
T30	Si Woo Kim	75	70	69	78	292/E	27.25	62,500.00
T30	Jhonattan Vegas	72	76	70	74	292/E	27.25	62,500.00
32	Branden Grace	73	74	71	75	293/1	25.00	61,000.00

# All-Time Records

## SCORING RECORDS (Since 1983)

### Low 9:

Front 9: 29 (7-under), Mike Weir, The Plantation Course at Kapalua, first round, 2002,  
 Front 9: 29 (7-under), Greg Norman, La Costa CC, fourth round, 1996,  
 Back 9: 29 (8-under), Kevin Na, The Plantation Course at Kapalua, second round, 2012  
 Back 9: 29 (8-under), Vijay Singh, The Plantation Course at Kapalua, second round, 2004

### Low 18:

62, Graeme McDowell, The Plantation Course at Kapalua, fourth round, 2011  
 62, K.J. Choi, The Plantation Course at Kapalua, third round, 2003

### Low first 36:

129, Ernie Els (64-65), The Plantation Course at Kapalua, 2003

### Low 36:

128, Rocco Mediate (65-63), Rounds 3 and 4, The Plantation Course at Kapalua, 2003

### Low first 54:

194, Ernie Els (64-65-65), The Plantation Course at Kapalua, 2003

### Low 72:

261, Ernie Els, (64-65-65-67), The Plantation Course at Kapalua, 2003

### Highest winning score

284, Stuart Appleby, 2006, The Plantation Course at Kapalua

### Largest winning margin

9 shots, David Duval, 1999, The Plantation Course at Kapalua

### Largest 18-hole lead (course)

3 shots, Mike Weir (63), 2002, The Plantation Course at Kapalua

### Largest 18-hole lead (tournament)

4 shots, Tom Kite (64), 1985, La Costa CC

### Largest 36-hole lead

5 shots, Steve Stricker (131), 2012, The Plantation Course at Kapalua  
 5 shots, David Duval (130), 1999, The Plantation Course at Kapalua

### Largest 54-hole lead

6 shots, Geoff Ogilvy (200), 2009, The Plantation Course at Kapalua

### Lowest start by a winner (course)

64, Ernie Els, 2003, The Plantation Course at Kapalua  
 64, Tom Kite, 1985, La Costa CC

### Highest start by a winner

74, Stuart Appleby, 2005, The Plantation Course at Kapalua

### Lowest finish by a winner

64, Sergio Garcia, 2002, The Plantation Course at Kapalua

### Highest finish by a winner (course)

71, Stuart Appleby, 2004, 2006, The Plantation Course at Kapalua

### Highest finish by a winner (tournament)

72, Steve Elkington, 1992, La Costa CC  
 72, Lanny Wadkins, 1983, La Costa CC

### Best fourth-round comeback

4 strokes, Sergio Garcia, 2002, The Plantation Course at Kapalua  
 4 strokes, Stuart Appleby, 2005, The Plantation Course at Kapalua  
 4 strokes, Jim Furyk, 2001, The Plantation Course at Kapalua

### Lowest First Round - 63

Mike Weir (2002), The Plantation Course at Kapalua

### Lowest Second Round- 63

Steve Stricker (2012), The Plantation Course at Kapalua

### Lowest Third Round - 62

K.J. Choi (2003), The Plantation Course at Kapalua

### Lowest Fourth Round - 62

Graeme McDowell (2011), The Plantation Course at Kapalua  
 Chris Kirk (2015), The Plantation Course at Kapalua  
 Jason Day (2015), The Plantation Course at Kapalua

### Holes-In-One

Year	Name	Hole	Round	Course Name
2006	Glover, Lucas	8	3	Plantation Course at Kapalua
1991	Mudd, Jodie	7	3	La Costa CC
1990	Tway, Bob	11	2	La Costa CC

### Youngest Winner

Tiger Woods (1997) – 21 years, 0 months, 13 days

### Oldest Winner

Steve Stricker (2012) – 44 years, 10 months, 17 days

### Most Wins (since 1983)

Stuart Appleby	3
Geoff Ogilvy	2
Phil Mickelson	2
Steve Elkington	2
Tiger Woods	2
Tom Kite	2

## All-Time Records (cont.)

### Most top-10 finishes

Furyk, Jim	9
Love III, Davis	9
O'Meara, Mark	9
Singh, Vijay	8
Woods, Tiger	8
Couples, Fred	7
Calcavecchia, Mark	6
Els, Ernie	6
Kite, Tom	6
Johnson, Dustin	5
Leonard, Justin	5
Norman, Greg	5
Wadkins, Lanny	5
Azinger, Paul	4
Crenshaw, Ben	4
Duval, David	4
Faxon, Brad	4
Kuchar, Matt	4
Scott, Adam	4
Stricker, Steve	4
Sutton, Hal	4
Toms, David	4
Appleby, Stuart	3
Byrd, Jonathan	3
Choi, K.J.	3
Cink, Stewart	3
Cook, John	3
Day, Jason	3
Floyd, Raymond	3
Garcia, Sergio	3
Goosen, Retief	3
Haas, Jay	3
Hoch, Scott	3
Huston, John	3
Johnson, Zach	3
Levi, Wayne	3
McCumber, Mark	3
Mediate, Rocco	3
Moore, Ryan	3
Nelson, Larry	3
Peete, Calvin	3
Perry, Kenny	3
Reed, Patrick	3
Sabbatini, Rory	3
Snedeker, Brandt	3
Spieth, Jordan	3
Stadler, Craig	3
Tway, Bob	3
Walker, Jimmy	3
Watson, Bubba	3

### Playoffs since 1983

Year	Winner	Runner-up	Info
2015	Patrick Reed	Jimmy Walker	Won with a birdie on the first playoff hole
2011	Jonathan Byrd	Robert Garrigus	Won on second playoff hole with a par
2008	Daniel Chopra	Steve Stricker	Won on the fourth playoff hole
2006	Stuart Appleby	Vijay Singh	Won on first playoff hole
2002	Sergio Garcia	David Toms	Won with birdie on the first playoff hole (No. 18)
2000	Tiger Woods	Ernie Els	Won with 40-foot birdie on second playoff hole
1995	Steve Elkington	Bruce Lietzke	Won with birdie on second playoff hole (La Costa)
1994	Phil Mickelson	Fred Couples	
1992	Steve Elkington	Brad Faxon	

### Wire-to-Wire Winners (no ties)

2013	Johnson, Dustin
2009	Ogilvy, Geoff
1988	Pate, Steve (54-hole event)
1985	Kite, Tom

### Since 1983 First-Round Leaders to go onto win (11/32)

2013	Johnson, Dustin, (54-hole event)
2011	Byrd, Jonathan
2009	Ogilvy, Geoff
2007	Singh, Vijay
2004	Appleby, Stuart
2003	Els, Ernie
1990	Azinger, Paul
1988	Pate, Steve
1987	O'Grady, Mac
1986	Peete, Calvin
1985	Kite, Tom

### Second-Round Leaders to go onto win (18/32)

2017	Thomas, Justin
2016	Spieth, Jordan
2014	Johnson, Zach
2013	Johnson, Dustin, (54-hole event)
2012	Stricker, Steve
2009	Ogilvy, Geoff
2007	Singh, Vijay
2006	Appleby, Stuart
2003	Els, Ernie
2000	Woods, Tiger
1999	Duval, David
1998	Mickelson, Phil
1994	Mickelson, Phil
1993	Love III, Davis
1989	Jones, Steve
1988	Pate, Steve
1986	Peete, Calvin
1985	Kite, Tom
1983	Wadkins, Lanny

## All-Time Records (cont.)

### Third-Round Leaders to go onto win (24/32)

2017 Thomas, Justin  
2016 Spieth, Jordan  
2013 Johnson, Dustin (54-hole event)  
2012 Stricker, Steve  
2011 Byrd, Jonathan  
2009 Ogilvy, Geoff  
2007 Singh, Vijay  
2006 Appleby, Stuart  
2004 Appleby, Stuart  
2003 Els, Ernie  
2000 Woods, Tiger  
1999 Duval, David  
1998 Mickelson, Phil  
1997 Woods, Tiger  
1996 O'Meara, Mark  
1994 Mickelson, Phil  
1993 Love III, Davis  
1992 Elkington, Steve  
1991 Kite, Tom  
1990 Azinger, Paul  
1989 Jones, Steve  
1987 O'Grady, Mac  
1986 Peete, Calvin  
1985 Kite, Tom  
1984 Watson, Tom  
1983 Wadkins, Lanny

## Top-50 Career Money Winners

Name	Events	Earnings
1 Stuart Appleby	8	\$3,525,155
2 Vijay Singh	13	3,437,808
3 Steve Stricker	7	2,938,816
4 Geoff Ogilvy	5	2,502,333
5 Ernie Els	9	2,294,248
6 Jim Furyk	12	2,257,800
7 Jordan Spieth	3	2,204,000
8 Patrick Reed	4	2,138,250
9 Dustin Johnson	7	2,120,750
10 Zach Johnson	9	2,003,183
11 Jonathan Byrd	5	1,859,000
12 Tiger Woods	8	1,811,500
13 Davis Love III	14	1,512,900
14 Rory Sabbatini	6	1,473,000
15 Adam Scott	6	1,368,750
16 Justin Thomas	2	1,298,333
17 Brandt Snedeker	5	1,245,000

Name	Events	Earnings
18 Daniel Chopra	2	\$1,159,500
19 Matt Kuchar	6	1,152,833
20 David Toms	8	1,149,475
21 K.J. Choi	6	1,126,500
22 Justin Leonard	10	1,124,023
23 Sergio Garcia	4	1,121,250
24 Jimmy Walker	4	1,064,667
25 Hideki Matsuyama	2	1,044,667
26 Martin Laird	3	1,037,000
27 David Duval	5	930,463
28 Kenny Perry	8	910,125
29 Webb Simpson	3	906,000
30 Retief Goosen	5	900,833
31 Ryan Moore	5	880,333
32 Bubba Watson	6	835,500
33 Mark O'Meara	10	807,610
34 Jason Day	4	789,667

Name	Events	Earnings
35 Mike Weir	6	\$784,000
36 Sean O'Hair	4	783,000
37 Rocco Mediate	6	757,100
38 Jonathan Kaye	2	730,000
39 Stephen Ames	4	723,000
40 Carl Pettersson	5	717,500
41 Phil Mickelson	8	643,950
42 Robert Garrigus	1	635,000
43 Mark Calcavecchia	11	627,729
44 Anthony Kim	2	599,000
45 Stewart Cink	5	593,796
46 Nick Watney	4	578,400
47 Vaughn Taylor	3	526,500
48 Ben Crane	5	525,000
49 Pat Perez	2	519,000
50 Tom Kite	15	516,306

## Top-50 Career Stroke Averages

Name	Average	Rounds
1 Jordan Spieth	67.67	12
2 Hideki Matsuyama	68.13	8
3 Jonathan Byrd	68.70	20
4 Patrick Reed	68.75	16
5 Justin Thomas	68.88	8
6 Tiger Woods	68.97	31
7 Martin Laird	69.08	12
T8 Jason Day	69.13	16
T8 Pat Perez	69.13	8
T10 David Duval	69.20	20
T10 Ernie Els	69.20	35
T12 Retief Goosen	69.30	20
T12 Dustin Johnson	69.30	27
14 Mark O'Meara	69.31	39
15 Webb Simpson	69.36	11
16 Charles Howell III	69.38	8
17 Jimmy Walker	69.44	16

Name	Average	Rounds
18 Steve Stricker	69.46	26
19 Brandt Snedeker	69.47	19
T20 Jonathan Kaye	69.50	8
T20 Anthony Kim	69.50	8
22 Matt Kuchar	69.57	23
T23 Fabián Gómez	69.63	8
T23 Graeme McDowell	69.63	8
T23 Kevin Streelman	69.63	8
26 Bob Estes	69.67	12
27 Stewart Cink	69.70	20
28 Scott McCarron	69.82	11
T29 Sangmoon Bae	69.88	8
T29 Steven Bowditch	69.88	8
T29 Jerry Kelly	69.88	8
T29 Craig Parry	69.88	8
T29 Adam Scott	69.88	24
T34 Luke Donald	70.00	8

Name	Average	Rounds
T34 Rick Fehr	70.00	8
T34 Wayne Grady	70.00	8
T34 Billy Horschel	70.00	8
38 Vijay Singh	70.04	52
T39 Daniel Chopra	70.13	8
T39 Russell Henley	70.13	8
T39 Chris Kirk	70.13	16
42 Nick Watney	70.20	15
T43 Billy Andrade	70.25	12
T43 Chip Beck	70.25	12
T43 Chris DiMarco	70.25	12
T43 J.P. Hayes	70.25	8
T43 Gene Sauers	70.25	12
T48 Tom Lehman	70.27	15
T48 Johnson Wagner	70.27	11
50 Jim Furyk	70.30	47

Minimum of eight rounds



## Player Records



**Hideki Matsuyama won three times in the 2016-17 season.**

# Individual Player Records

## Aaron, Tommy (74.13)

Year	1st	2nd	3rd	4th	Total	Finish	Money
1971	76	72	73	73	294	13	\$3,400.00
1973	75	73	76	75	299	T27	2,343.00
<b>Total</b>							<b>\$5,743.00</b>

## Adams, Sam (74.75)

Year	1st	2nd	3rd	4th	Total	Finish	Money
1974	77	72	73	77	299	24	\$3,200.00

## Allem, Fulton (72.38)

Year	1st	2nd	3rd	4th	Total	Finish	Money
1992	73	76	73	71	293	T23	\$12,875.00
1994	71	76	72	67	286	16	23,000.00
<b>Total</b>							<b>\$35,875.00</b>

## Allenby, Robert (72.50)

Year	1st	2nd	3rd	4th	Total	Finish	Money
2001	72	74	73	71	290	T28	\$49,500.00
2002	74	72	71	73	290	T22	64,000.00
<b>Total</b>							<b>\$113,500.00</b>

## Allin, Bud (73.65)

Year	1st	2nd	3rd	4th	Total	Finish	Money
1971	75	73	78	79	305	T29	\$2,112.50
1973	76	74	70	80	300	T29	2,094.50
1974	66	69	75	71	281	T2	19,500.00
1975	73	69	70	72	284	T5	7,792.50
1977	76	76	75	76	303	32	2,250.00
<b>Total</b>							<b>\$33,749.50</b>

## Ames, Stephen (70.44)

Year	1st	2nd	3rd	4th	Total	Finish	Money
2005	73	72	67	71	283	T19	\$83,000.00
2007	69	74	74	70	287	T11	145,000.00
2008	72	67	70	66	275	3	410,000.00
2010	71	69	71	71	282	20	85,000.00
<b>Total</b>							<b>\$723,000.00</b>

## Andrade, Billy (70.25)

Year	1st	2nd	3rd	4th	Total	Finish	Money
1992	71	68	70	71	280	T3	\$41,600.00
1999	67	70	74	71	282	11	69,550.00
2001	69	70	69	73	281	T12	78,000.00
<b>Total</b>							<b>\$189,150.00</b>

## Aoki, Isao (71.00)

Year	1st	2nd	3rd	4th	Total	Finish	Money
1983	73	69	72	70	284	T5	\$18,333.34

## Appleby, Stuart (71.03)

Year	1st	2nd	3rd	4th	Total	Finish	Money
1998	77	72	73	72	294	30	\$24,905.00
1999	70	71	72	73	286	T16	55,250.00
2000	73	76	70	72	291	15	68,000.00
2004	66	67	66	71	270	1	1,060,000.00
2005	74	64	66	67	271	1	1,060,000.00
2006	71	72	70	71	284	1	1,080,000.00
2007	73	72	72	71	288	T13	120,000.00
2011	69	75	73	72	289	30	57,000.00
<b>Total</b>							<b>\$3,525,155.00</b>

## Archer, George (72.72)

Year	1st	2nd	3rd	4th	Total	Finish	Money
1965	72	73	74	76	295	T16	\$1,375.00
1967	68	74	72	68	282	3	8,000.00
1968	71	69	71	71	282	6	7,250.00
1969	71	71	74	75	291	6	7,000.00
1971	77	74	72	76	299	T22	2,320.00
1972	77	72	76	74	299	T22	2,900.00
1977	71	74	70	72	287	T10	5,929.67
1985	75	72	71	74	292	T21	5,700.00
<b>Total</b>							<b>\$40,474.67</b>

## Armour III, Tommy (71.00)

Year	1st	2nd	3rd	4th	Total	Finish	Money
1991	72	71	72	66	281	T6	\$26,800.00
2004	73	71	73	70	287	T15	89,166.67
<b>Total</b>							<b>\$115,966.67</b>

## Atwal, Arjun (69.75)

Year	1st	2nd	3rd	4th	Total	Finish	Money
2011	72	69	68	70	279	T12	\$132,000.00

## Austin, Woody (71.06)

Year	1st	2nd	3rd	4th	Total	Finish	Money
1996	71	73	75	72	291	26	\$15,500.00
2005	69	72	68	70	279	12	130,000.00
2008	73	74	69	70	286	T18	86,000.00
2014	72	70	68	71	281	T13	130,000.00
<b>Total</b>							<b>\$361,500.00</b>

## Axley, Eric (74.00)

Year	1st	2nd	3rd	4th	Total	Finish	Money
2007	78	75	74	69	296	26	\$59,000.00

## Azinger, Paul (70.41)

Year	1st	2nd	3rd	4th	Total	Finish	Money
1988	68	73	69		210	T7	\$15,062.50
1989	75	79	73	69	296	T29	10,000.00
1990	66	68	69	69	272	1	135,000.00
1991	74	72	69	68	283	T13	18,000.00
1992	67	76	69	70	282	6	28,800.00
1993	65	69	70	71	275	T3	46,400.00
2001	70	70	68	75	283	T17	66,000.00
<b>Total</b>							<b>\$319,262.50</b>

## Baddeley, Aaron (71.88)

Year	1st	2nd	3rd	4th	Total	Finish	Money
2007	77	72	78	70	297	27	\$57,000.00
2008	70	71	73	67	281	T12	130,000.00
2012	75	68	74	69	286	21	80,000.00
2017	70	73	74	69	286	T25	70,000.00
<b>Total</b>							<b>\$337,000.00</b>

## Bae, Sang-Moon (71.25)

Year	1st	2nd	3rd	4th	Total	Finish	Money
2014	69	73	71	72	285	T21	\$79,333.33
2015	66	69	69	70	274	6	213,000.00
<b>Total</b>							<b>\$292,333.33</b>

## Baird, Butch (72.75)

Year	1st	2nd	3rd	4th	Total	Finish	Money
1962	71	76	72	70	289	T12	\$1,416.66
1966	75	74	71	75	295	T18	2,050.00
1977	72	71	69	77	289	T16	4,347.60
<b>Total</b>							<b>\$7,814.26</b>

## Baker-Finch, Ian (70.63)

Year	1st	2nd	3rd	4th	Total	Finish	Money
1990	66	67	72	68	273	2	\$82,000.00
1992	72	70	76	74	292	T21	13,750.00
<b>Total</b>							<b>\$95,750.00</b>

## Balding, Al (72.25)

Year	1st	2nd	3rd	4th	Total	Finish	Money
1956	75	71	75	68	289	T4	\$1,400.00

## Ballesteros, Seve (71.50)

Year	1st	2nd	3rd	4th	Total	Finish	Money
1978	69	65	73	79	286	T7	\$7,389.00
1980	70	71	76	73	290	T18	4,916.67
1984	71	70	71	70	282	3	27,200.00
<b>Total</b>							<b>\$39,505.67</b>

## Barber, Jerry (71.92)

Year	1st	2nd	3rd	4th	Total	Finish	Money
1953	72	76	68	72	288	T8	\$1,000.00
1955	70	75	75	73	293	T2	2,566.67
1960	69	66	66	67	268	1	10,000.00
1961	74	71	76	75	296	T21	1,160.00
1962	71	73	73	80	297	25	1,000.00
1963	71	69	74	70	284	T8	1,850.00
<b>Total</b>							<b>\$17,576.67</b>

# Individual Player Records

## Barber, Miller (73.28)

Year	1st	2nd	3rd	4th	Total	Finish	Money
1965	73	70	72	71	286	T6	\$3,750.00
1968	76	71	70	73	290	T17	2,975.00
1969	72	75	78	70	295	15	3,100.00
1970	72	74	75	77	298	T27	2,087.50
1971	69	71	76	77	293	T11	3,700.00
1972	72	70	76	74	292	15	4,000.00
1974	69	70	74	77	290	T16	4,700.00
1975	71	75	77	76	299	T25	2,632.00
1978	73	76	72	74	295	T24	3,180.50
<b>Total</b>							<b>\$30,125.00</b>

## Barnum, John (71.50)

Year	1st	2nd	3rd	4th	Total	Finish	Money
1963	72	73	70	71	286	T11	\$1,462.50

## Barr, Dave (71.29)

Year	1st	2nd	3rd	4th	Total	Finish	Money
1982	74	73	72	74	293	28	\$3,950.00
1988	67	66	73		206	T3	29,000.00
<b>Total</b>							<b>\$32,950.00</b>

## Bateman, Brian (72.00)

Year	1st	2nd	3rd	4th	Total	Finish	Money
2008	76	70	72	70	288	T23	\$76,000.00

## Baxter, Rex (72.25)

Year	1st	2nd	3rd	4th	Total	Finish	Money
1964	73	74	75	67	289	T15	\$1,250.00

## Bayer, George (72.25)

Year	1st	2nd	3rd	4th	Total	Finish	Money
1958	78	66	68	71	283	T8	\$1,260.00
1959	72	70	77	77	296	T15	1,210.00
1960	73	69	73	73	288	20	1,020.00
<b>Total</b>							<b>\$3,490.00</b>

## Bean, Andy (72.50)

Year	1st	2nd	3rd	4th	Total	Finish	Money
1977	75	71	70	73	289	T16	\$4,347.60
1979	75	72	71	73	291	T10	8,750.00
1980	72	75	70	73	290	T18	4,916.66
1981	73	69	76	78	296	23	4,200.00
1982	70	72	71	70	283	T2	26,162.50
1984	72	73	70	71	286	T9	11,500.00
1987	82	71	69	73	295	28	8,200.00
<b>Total</b>							<b>\$68,076.76</b>

## Beard, Frank (71.43)

Year	1st	2nd	3rd	4th	Total	Finish	Money
1964	71	74	70	72	287	T12	\$1,416.67
1966	75	68	76	70	289	T7	3,233.34
1967	65	68	74	71	278	1	20,000.00
1968	76	71	71	70	288	T12	3,725.00
1970	70	64	68	71	273	1	30,000.00
1971	70	73	73	74	290	T7	4,930.00
1972	74	74	75	72	295	T18	3,300.00
<b>Total</b>							<b>\$66,605.01</b>

## Beck, Chip (70.25)

Year	1st	2nd	3rd	4th	Total	Finish	Money
1989	69	70	74	71	284	5	\$31,000.00
1991	68	69	70	69	276	T3	41,600.00
1993	71	72	69	71	283	T12	20,625.00
<b>Total</b>							<b>\$93,225.00</b>

## Beckman, Cameron (71.42)

Year	1st	2nd	3rd	4th	Total	Finish	Money
2002	67	73	75	73	288	T18	\$73,000.00
2009	76	73	66	70	285	23	68,000.00
2011	72	71	70	71	284	T23	67,000.00
<b>Total</b>							<b>\$208,000.00</b>

## Beem, Rich (74.63)

Year	1st	2nd	3rd	4th	Total	Finish	Money
2000	84	77	76	70	307	30	\$45,000.00
2003	74	71	70	75	290	36	51,000.00
<b>Total</b>							<b>\$96,000.00</b>

## Begay III, Notah (74.38)

Year	1st	2nd	3rd	4th	Total	Finish	Money
2000	73	79	73	73	298	25	\$48,000.00
2001	75	76	71	75	297	32	46,000.00
<b>Total</b>							<b>\$94,000.00</b>

## Beljan, Charlie (73.67)

Year	1st	2nd	3rd	4th	Total	Finish	Money
2013	71	75	75		221	T23	\$73,000.00

## Beman, Deane (75.25)

Year	1st	2nd	3rd	4th	Total	Finish	Money
1970	77	73	74	76	300	29	\$2,050.00
1971	80	75	79	74	308	31	2,080.00
1973	70	74	73	78	295	T22	3,113.00
<b>Total</b>							<b>\$7,243.00</b>

## Benepe, Jim (73.50)

Year	1st	2nd	3rd	4th	Total	Finish	Money
1989	75	74	74	71	294	T23	\$11,200.00

## Berger, Daniel (70.00)

Year	1st	2nd	3rd	4th	Total	Finish	Money
2017	68	70	70	72	280	T14	\$122,000.00
<b>Total</b>							<b>\$122,000.00</b>

## Besselink, Al (72.50)

Year	1st	2nd	3rd	4th	Total	Finish	Money
1953	72	68	68	72	280	1	\$10,000.00
1954	70	71	75	68	284	T2	3,750.00
1958	79	73	76	73	301	22	1,000.00
1964	73	81	70	71	295	T24	1,045.00
<b>Total</b>							<b>\$15,795.00</b>

## Bettencourt, Matt (70.50)

Year	1st	2nd	3rd	4th	Total	Finish	Money
2011	73	70	70	69	282	T19	\$75,500.00
<b>Total</b>							<b>\$75,500.00</b>

## Bies, Don (73.00)

Year	1st	2nd	3rd	4th	Total	Finish	Money
1976	76	73	73	70	292	T10	\$7,273.00

## Black, Ronnie (72.88)

Year	1st	2nd	3rd	4th	Total	Finish	Money
1984	71	70	77	75	293	T24	\$4,750.00
1985	70	74	71	75	290	T16	7,850.00
<b>Total</b>							<b>\$12,600.00</b>

## Blackburn, Woody (73.88)

Year	1st	2nd	3rd	4th	Total	Finish	Money
1985	71	70	76	70	287	11	\$12,100.00
1986	78	74	74	78	304	30	6,200.00
<b>Total</b>							<b>\$18,300.00</b>

## Blackmar, Phil (70.92)

Year	1st	2nd	3rd	4th	Total	Finish	Money
1986	74	68	66	69	277	3	\$37,000.00
1989	73	74	71	70	288	T14	17,000.00
1998	73	69	73	71	286	T25	26,562.50
<b>Total</b>							<b>\$80,562.50</b>

## Blake, Jay Don (70.75)

Year	1st	2nd	3rd	4th	Total	Finish	Money
1992	73	66	74	70	283	T7	\$25,800.00

## Blancas, Homero (72.31)

Year	1st	2nd	3rd	4th	Total	Finish	Money
1967	74	69	76	68	287	11	\$2,750.00
1971	77	76	70	74	297	T19	2,520.00
1972	75	65	77	67	284	T4	7,150.00
1973	67	75	75	72	289	12	4,980.00
<b>Total</b>							<b>\$17,400.00</b>

## Blixt, Jonas (71.86)

Year	1st	2nd	3rd	4th	Total	Finish	Money
2013	72	74	72		218	T18	\$87,600.00
2014	76	70	69	70	285	T21	79,333.34
<b>Total</b>							<b>\$166,933.34</b>

## Bohn, Jason (73.13)

Year	1st	2nd	3rd	4th	Total	Finish	Money
2006	76	70	78	75	299	T15	\$110,000.00
2011	72	72	72	70	286	T28	58,500.00
<b>Total</b>							<b>\$168,500.00</b>



# Individual Player Records

## Bolt, Tommy (73.54)

Year	1st	2nd	3rd	4th	Total	Finish	Money
1953	73	74	69	70	286	7	\$1,000.00
1955	72	74	78	80	304	T17	1,070.00
1956	81	74	83	74	312	21	1,000.00
1958	69	67	71	74	281	T4	1,390.00
1959	75	76	73	78	302	23	1,060.00
1961	67	69	73	71	280	2	5,000.00
<b>Total</b>							<b>\$10,520.00</b>

## Boros, Guy (69.00)

Year	1st	2nd	3rd	4th	Total	Finish	Money
1997	69	68	70		207	3	\$81,600.00

## Boros, Julius (71.93)

Year	1st	2nd	3rd	4th	Total	Finish	Money
1953	72	73	73	71	289	T10	\$1,000.00
1955	75	74	72	78	299	T11	1,190.00
1956	80	72	74	69	295	T13	1,140.00
1959	70	70	75	74	289	T4	1,606.67
1960	70	67	66	71	274	3	4,000.00
1961	67	71	75	74	287	T9	1,640.00
1964	72	76	66	68	282	T4	3,020.00
1967	72	71	74	74	291	T16	2,200.00
1968	70	70	71	66	277	2	18,000.00
1969	69	74	73	78	294	T12	3,416.67
<b>Total</b>							<b>\$37,213.34</b>

## Bowditch, Steven (69.88)

Year	1st	2nd	3rd	4th	Total	Finish	Money
2015	69	73	71	69	282	T22	\$70,666.67
2016	69	67	69	72	277	T10	148,000.00
<b>Total</b>							<b>\$218,666.67</b>

## Bradley, Keegan (70.14)

Year	1st	2nd	3rd	4th	Total	Finish	Money
2012	69	72	75	65	281	16	\$105,000.00
2013	71	69	70		210	T4	304,000.00
<b>Total</b>							<b>\$409,000.00</b>

## Bradley, Michael (72.60)

Year	1st	2nd	3rd	4th	Total	Finish	Money
1997	71	74	68		213	T17	\$22,260.00
1999	71	78	76	76	301	30	38,090.00
2010	73	72	71	72	288	T25	74,000.00
2012	68	75	75	69	287	T22	74,500.00
<b>Total</b>							<b>\$208,850.00</b>

## Brewer, Gay (72.05)

Year	1st	2nd	3rd	4th	Total	Finish	Money
1962	70	74	69	72	285	T7	\$2,125.00
1964	71	74	73	72	290	18	1,160.00
1966	70	69	70	74	283	2	12,000.00
1967	67	72	74	75	288	T12	2,600.00
1973	71	75	76	73	295	T22	3,113.00
<b>Total</b>							<b>\$20,998.00</b>

## Britton, Bill (71.75)

Year	1st	2nd	3rd	4th	Total	Finish	Money
1990	74	73	73	67	287	T16	\$14,000.00

## Brooks, Mark (72.73)

Year	1st	2nd	3rd	4th	Total	Finish	Money
1989	71	79	77	75	302	31	\$9,700.00
1992	73	71	75	72	291	T19	14,750.00
1995	71	71	73	70	285	15	22,750.00
1997	72	70	71		213	T17	22,260.00
<b>Total</b>							<b>\$69,460.00</b>

## Brown, Billy Ray (73.58)

Year	1st	2nd	3rd	4th	Total	Finish	Money
1992	75	73	71	71	290	T17	\$15,750.00
1993	78	79	75	72	304	30	11,825.00
1998	69	74	71	75	289	28	25,585.00
<b>Total</b>							<b>\$53,160.00</b>

## Brown, Ken (72.00)

Year	1st	2nd	3rd	4th	Total	Finish	Money
1988	71	73	72		216	29	\$5,900.00

## Brown, Pete (75.80)

Year	1st	2nd	3rd	4th	Total	Finish	Money
1965	78				78	W/D	
1970	78	77	71	75	301	30	\$2,025.00
<b>Total</b>							<b>\$3,037.50</b>

## Brown, Scott (71.75)

Year	1st	2nd	3rd	4th	Total	Finish	Money
2014	71	73	68	75	287	T24	\$71,500.00

## Browne, Olin (74.63)

Year	1st	2nd	3rd	4th	Total	Finish	Money
2000	77	75	74	70	296	T21	\$55,000.00
2006	69	76	76	80	301	T17	94,000.00
<b>Total</b>							<b>\$149,000.00</b>

## Bryant, Bart (72.00)

Year	1st	2nd	3rd	4th	Total	Finish	Money
2005	69	72	69	71	281	16	\$91,000.00
2006	74	72	76	73	295	9	175,000.00
<b>Total</b>							<b>\$266,000.00</b>

## Bryant, Brad (69.25)

Year	1st	2nd	3rd	4th	Total	Finish	Money
1996	70	70	69	68	277	5	\$40,000.00

## Burke, Jr., Jack (73.00)

Year	1st	2nd	3rd	4th	Total	Finish	Money
1953	69	76	72	75	292	T16	\$1,000.00

## Burkemo, Walter (73.38)

Year	1st	2nd	3rd	4th	Total	Finish	Money
1954	72	77	74	77	300	18	\$1,000.00
1958	71	68	74	74	287	T14	1,140.00
<b>Total</b>							<b>\$2,140.00</b>

## Burns, Bob (70.75)

Year	1st	2nd	3rd	4th	Total	Finish	Money
2003	71	72	74	66	283	T33	\$53,500.00

## Burns, George (70.82)

Year	1st	2nd	3rd	4th	Total	Finish	Money
1980	70	73	72	66	281	T3	\$20,000.00
1986	71	71	73	71	286	T15	10,666.67
1988	71	67	74		212	T16	8,266.67
<b>Total</b>							<b>\$38,933.34</b>

## Byman, Bob (74.75)

Year	1st	2nd	3rd	4th	Total	Finish	Money
1979	80	71	75	73	299	T20	\$4,500.00

## Byrd, Jonathan (68.70)

Year	1st	2nd	3rd	4th	Total	Finish	Money
2003	68	69	71	63	271	T6	\$155,000.00
2005	72	70	71	67	280	T13	110,000.00
2008	70	69	69	74	282	T15	105,000.00
2011	66	68	67	67	268	1	1,120,000.00
2012	67	71	67	68	273	T3	369,000.00
<b>Total</b>							<b>\$1,859,000.00</b>

## Byrum, Curt (72.50)

Year	1st	2nd	3rd	4th	Total	Finish	Money
1990	71	74	76	69	290	T22	\$11,100.00

## Byrum, Tom (74.25)

Year	1st	2nd	3rd	4th	Total	Finish	Money
1990	78	75	70	74	297	30	\$9,600.00

## Cabrera, Angel (69.88)

Year	1st	2nd	3rd	4th	Total	Finish	Money
2008	70	71	70	71	282	T15	\$105,000.00
2010	68	68	70	71	277	T10	160,000.00
2015	71	73	72	70	286	T29	58,000.00
<b>Total</b>							<b>\$323,000.00</b>

# Individual Player Records

## Calcavecchia, Mark (71.30)

Year	1st	2nd	3rd	4th	Total	Finish	Money
1987	65	75	70	70	280	T3	\$29,800.00
1988	72	75	71		218	T33	5,450.00
1989	72	69	75	78	294	T23	11,200.00
1990	70	68	68	75	281	T7	24,666.66
1993	68	72	70	72	282	T10	23,025.00
1996	73	69	72	75	289	T24	16,000.00
1998	70	74	66	67	277	T6	55,462.50
1999	70	71	70	77	288	T20	47,125.00
2002	72	66	71	69	278	T5	150,000.00
2006	73	74	73	79	299	T15	110,000.00
2008	75	66	71	68	280	T10	155,000.00
<b>Total</b>							<b>\$627,729.16</b>

## Caldwell, Rex (72.50)

Year	1st	2nd	3rd	4th	Total	Finish	Money
1984	73	74	70	73	290	T17	\$6,066.66

## Campbell, Chad (72.19)

Year	1st	2nd	3rd	4th	Total	Finish	Money
2004	71	76	65	75	287	T15	\$89,166.66
2005	69	67	71	75	282	T17	88,000.00
2007	77	75	78	75	305	31	53,000.00
2008	75	68	68	70	281	T12	130,000.00
<b>Total</b>							<b>\$360,166.66</b>

## Campbell, Joe (73.13)

Year	1st	2nd	3rd	4th	Total	Finish	Money
1962	70	71	74	75	290	T15	\$1,250.00
1966	74	73	73	75	295	T18	2,050.00
<b>Total</b>							<b>\$3,300.00</b>

## Campbell, Michael (72.50)

Year	1st	2nd	3rd	4th	Total	Finish	Money
2006	72	72	71	75	290	T4	\$287,500.00

## Carnevale, Mark (74.75)

Year	1st	2nd	3rd	4th	Total	Finish	Money
1993	74	71	78	76	299	29	\$12,025.00

## Carter, Jim (74.00)

Year	1st	2nd	3rd	4th	Total	Finish	Money
2001	80	72	72	72	296	31	\$47,000.00

## Casey, Paul (69.25)

Year	1st	2nd	3rd	4th	Total	Finish	Money
2010	70	69	69	69	277	T10	\$160,000.00

## Casper, Billy (71.37)

Year	1st	2nd	3rd	4th	Total	Finish	Money
1957	75	70	72	71	288	T2	\$2,230.00
1958	65	70	71	70	276	2	5,000.00
1959	72	75	73	72	292	T10	1,300.00
1960	73	67	66	70	276	T5	1,650.00
1961	68	70	73	76	287	T9	1,640.00
1962	73	67	69	68	277	2	5,800.00
1963	70	69	69		208	W/D	
1964	71	76	72	68	287	T12	1,416.67
1965	68	71	72	75	286	T6	3,750.00
1966	70	71	74	70	285	3	8,000.00
1967	71	77	71	73	292	T18	2,050.00
1968	70	74	70	70	284	T9	4,350.00
1969	71	76	71	75	293	T9	4,116.66
1970	71	69	68	72	280	T2	11,633.33
1972	71	74	78	70	293	16	3,800.00
1974	75	69	68	71	283	4	10,000.00
1976	72	76	72	75	295	T16	5,723.00
<b>Total</b>							<b>\$72,459.66</b>

## Cejka, Alex (70.25)

Year	1st	2nd	3rd	4th	Total	Finish	Money
2016	72	72	69	68	281	T21	\$78,333.33

## Cerrudo, Ron (72.88)

Year	1st	2nd	3rd	4th	Total	Finish	Money
1969	74	73	75	71	293	T9	\$4,116.67
1970	72	74	72	72	290	T15	2,762.50
<b>Total</b>							<b>\$6,879.17</b>

## Chalmers, Greg (71.75)

Year	1st	2nd	3rd	4th	Total	Finish	Money
2017	71	72	70	74	287	28	\$66,000.00
<b>Total</b>							<b>\$66,000.00</b>

## Chamblee, Brandel (71.50)

Year	1st	2nd	3rd	4th	Total	Finish	Money
1999	70	71	69	76	286	T16	\$55,250.00

## Charles, Bob (72.85)

Year	1st	2nd	3rd	4th	Total	Finish	Money
1964	69	80	72	77	298	27	\$1,020.00
1965	70	73	78	77	298	T20	1,175.00
1968	73	68	74	68	283	T7	5,750.00
1969	73	73	74	72	292	T7	5,500.00
1974	70	72	67	77	286	8	7,200.00
<b>Total</b>							<b>\$20,645.00</b>

## Chen, T.C. (71.33)

Year	1st	2nd	3rd	4th	Total	Finish	Money
1988	69	71	74		214	T21	\$6,760.00

## Choi, K.J. (71.13)

Year	1st	2nd	3rd	4th	Total	Finish	Money
2003	67	67	62	73	269	T2	\$450,000.00
2006	75	74	77	76	302	T19	87,000.00
2007	69	77	71	69	286	T8	170,000.00
2008	79	75	69	69	292	T28	67,500.00
2009	71	71	66	73	281	T15	107,000.00
2012	70	73	69	65	277	T5	245,000.00
<b>Total</b>							<b>\$1,126,500.00</b>

## Chopra, Daniel (70.13)

Year	1st	2nd	3rd	4th	Total	Finish	Money
2008	69	72	67	66	274	1	\$1,100,000.00
2009	79	69	67	72	287	T27	59,500.00
<b>Total</b>							<b>\$1,159,500.00</b>

## Cink, Stewart (69.70)

Year	1st	2nd	3rd	4th	Total	Finish	Money
1998	71	67	71	68	277	T6	\$55,462.50
2001	69	71	69	72	281	T12	78,000.00
2005	68	68	67	71	274	T5	211,333.33
2009	74	67	71	74	286	T24	64,000.00
2010	68	69	69	70	276	9	185,000.00
<b>Total</b>							<b>\$593,795.83</b>

## Clampett, Bobby (71.00)

Year	1st	2nd	3rd	4th	Total	Finish	Money
1983	72	71	70	71	284	T5	\$18,333.33

## Clark, Jimmy (75.75)

Year	1st	2nd	3rd	4th	Total	Finish	Money
1953	74	71	78	80	303	20	\$1,000.00

## Clark II, Michael (70.00)

Year	1st	2nd	3rd	4th	Total	Finish	Money
2001	69	70	72	69	280	T8	\$99,000.00

## Clark, Tim (70.25)

Year	1st	2nd	3rd	4th	Total	Finish	Money
2011	72	68	73	68	281	T17	\$87,000.00
2015	70	75	67	71	283	T25	65,000.00
<b>Total</b>							<b>\$152,000.00</b>

## Clarke, Darren (68.75)

Year	1st	2nd	3rd	4th	Total	Finish	Money
2004	67	69	69	70	275	3	\$400,000.00

## Clearwater, Keith (69.67)

Year	1st	2nd	3rd	4th	Total	Finish	Money
1988	69	67	73		209	T5	\$19,000.00

## Cochran, Russ (71.75)

Year	1st	2nd	3rd	4th	Total	Finish	Money
1992	72	70	74	71	287	T11	\$20,100.00

# Individual Player Records

## Colbert, Jim (72.00)

Year	1st	2nd	3rd	4th	Total	Finish	Money
1969	73	78	80	75	306	T25	\$2,175.00
1973	66	76	70	69	281	3	14,628.00
1975	65	73	70	71	279	4	9,503.00
1980	67	71	71	70	279	2	34,000.00
1984	71	75	76	73	295	T29	4,350.00
<b>Total</b>							<b>\$64,656.00</b>

## Cole, Bobby (72.00)

Year	1st	2nd	3rd	4th	Total	Finish	Money
1978	69	71	72	76	288	T11	\$5,951.50

## Collins, Bill (72.33)

Year	1st	2nd	3rd	4th	Total	Finish	Money
1959	73	74	81	72	300	T19	\$1,120.00
1961	71	68	73	69	281	3	3,000.00
1963	67	75	74	71	287	T15	1,275.00
<b>Total</b>							<b>\$5,395.00</b>

## Coody, Charles (72.58)

Year	1st	2nd	3rd	4th	Total	Finish	Money
1965	71	75	73	72	291	T12	\$1,825.00
1970	74	68	72	76	290	T15	2,762.50
1971	74	68	73	75	290	T7	4,930.00
<b>Total</b>							<b>\$9,517.50</b>

## Cook, John (71.50)

Year	1st	2nd	3rd	4th	Total	Finish	Money
1981	76	68	74	71	289	T16	\$5,800.00
1984	74	71	73	78	296	T31	4,150.00
1988	71	70	73	73	214	T21	6,760.00
1993	73	68	68	69	278	T5	31,000.00
1997	70	71	69	70	210	T8	35,600.00
1998	65	70	70	70	275	T4	74,800.00
1999	68	69	80	73	290	T22	43,550.00
2002	72	69	78	74	293	28	55,000.00
<b>Total</b>							<b>\$256,660.00</b>

## Cooper, Pete (73.33)

Year	1st	2nd	3rd	4th	Total	Finish	Money
1955	70	73	78	72	293	T2	\$2,566.67
1957	74	74	74	73	295	15	1,160.00
1959	69	77	73	73	292	T10	1,300.00
<b>Total</b>							<b>\$5,026.67</b>

## Couch, Chris (72.00)

Year	1st	2nd	3rd	4th	Total	Finish	Money
2007	71	70	77	70	288	T13	\$120,000.00

## Couples, Fred (70.39)

Year	1st	2nd	3rd	4th	Total	Finish	Money
1984	69	73	74	75	291	T20	\$5,225.00
1988	70	72	70	71	212	T16	8,266.67
1991	70	68	67	71	276	T3	41,600.00
1992	72	70	68	70	280	T3	41,600.00
1993	70	70	72	70	282	T10	23,025.00
1994	69	70	69	68	276	2	120,000.00
1995	73	68	68	72	281	T5	35,250.00
1997	69	69	70	70	208	T4	52,800.00
1999	69	68	73	71	281	10	72,800.00
2004	69	72	72	75	288	T21	79,000.00
<b>Total</b>							<b>\$479,566.67</b>

## Courtney, Charles (73.13)

Year	1st	2nd	3rd	4th	Total	Finish	Money
1965	69	74	72	77	292	14	\$1,600.00
1970	73	73	74	73	293	T20	2,425.00
<b>Total</b>							<b>\$4,025.00</b>

## Crampton, Bruce (72.50)

Year	1st	2nd	3rd	4th	Total	Finish	Money
1962	72	68	76	74	290	T15	\$1,250.00
1963	73	73	75	72	293	21	1,000.00
1965	69	70	76	72	287	T8	2,900.00
1966	72	71	71	74	288	T5	4,250.00
1970	69	69	72	76	286	T7	4,766.67
1971	76	81	79	81	317	T34	2,010.00
1972	70	72	71	71	284	T4	7,150.00
1973	73	68	70	74	285	T5	6,921.40
1974	73	70	69	75	287	T9	6,200.00
1976	71	70	72	70	283	T3	14,625.00
<b>Total</b>							<b>\$51,073.07</b>

## Crane, Ben (72.06)

Year	1st	2nd	3rd	4th	Total	Finish	Money
2004	71	74	66	70	281	T9	\$155,000.00
2006	79	78	78	75	310	25	76,000.00
2011	67	70	74	72	283	T21	71,000.00
2012	72	71	68	68	279	T9	165,000.00
2015	74	67	73	72	286	T29	58,000.00
<b>Total</b>							<b>\$525,000.00</b>

## Crenshaw, Ben (71.44)

Year	1st	2nd	3rd	4th	Total	Finish	Money
1974	74	77	71	74	296	22	\$3,600.00
1976	72	72	72	68	284	5	10,230.00
1977	76	71	75	68	290	T21	3,557.00
1978	73	69	73	77	292	T18	4,310.00
1979	75	71	75	67	288	T8	10,625.00
1981	75	67	73	71	286	T11	8,375.00
1984	68	71	74	74	287	T14	8,000.00
1987	72	70	71	68	281	T5	20,000.00
1988	73	68	70	70	211	T11	10,620.00
1989	70	72	70	75	287	T10	20,000.00
1991	74	70	67	71	282	T9	21,275.00
1993	73	72	72	70	287	T18	15,625.00
1994	71	70	69	73	283	T11	28,250.00
1995	71	67	75	68	281	T5	35,250.00
1996	69	71	69	71	280	11	26,750.00
<b>Total</b>							<b>\$226,467.00</b>

## Cupit, Jacky (72.31)

Year	1st	2nd	3rd	4th	Total	Finish	Money
1962	74	77	70	68	289	T12	\$1,416.67
1963	71	70	72	71	284	T8	1,850.00
1964	74	73	71	78	296	26	1,030.00
1967	71	73	75	69	288	T12	2,600.00
<b>Total</b>							<b>\$6,896.67</b>

## Curl, Rod (72.75)

Year	1st	2nd	3rd	4th	Total	Finish	Money
1975	75	70	72	74	291	T15	\$4,413.00

## Curtis, Ben (75.18)

Year	1st	2nd	3rd	4th	Total	Finish	Money
2004	73	80	70	74	297	30	\$66,000.00
2007	81	78	77	76	312	33	51,000.00
2013	70	76	72	70	218	T18	87,600.00
<b>Total</b>							<b>\$204,600.00</b>

## Daly, John (72.69)

Year	1st	2nd	3rd	4th	Total	Finish	Money
1992	75	70	72	75	292	T21	\$13,750.00
1995	75	74	72	69	290	T20	18,125.00
1996	76	75	73	75	299	30	14,650.00
2005	70	69	70	73	282	T17	88,000.00
<b>Total</b>							<b>\$134,525.00</b>

## Damron, Robert (74.50)

Year	1st	2nd	3rd	4th	Total	Finish	Money
2002	69	73	85	71	298	T30	\$52,500.00

## Day, Glen (72.25)

Year	1st	2nd	3rd	4th	Total	Finish	Money
2000	74	75	69	71	289	T8	\$79,000.00

# Individual Player Records

## Day, Jason (69.13)

Year	1st	2nd	3rd	4th	Total	Finish	Money
2011	73	66	69	70	278	T9	\$162,000.00
2015	70	69	71	62	272	T3	332,666.67
2016	70	73	69	65	277	T10	148,000.00
2017	70	69	70	70	279	T12	147,000.00
<b>Total</b>							<b>\$789,666.67</b>

## De Vicenzo, Roberto (72.83)

Year	1st	2nd	3rd	4th	Total	Finish	Money
1958	70	71	76	71	288	T7	\$1,100.00
1967	70	74	68	73	285	T7	3,233.33
1969	73	76	77	75	301	T21	2,400.00
<b>Total</b>							<b>\$6,733.33</b>

## Demaret, Jimmy (72.17)

Year	1st	2nd	3rd	4th	Total	Finish	Money
1953	71	70	72	79	292	T16	\$1,000.00
1957	73	72	73	70	288	T2	2,230.00
1958	73	71	72	70	286	T12	1,190.00
<b>Total</b>							<b>\$4,420.00</b>

## Devlin, Bruce (72.70)

Year	1st	2nd	3rd	4th	Total	Finish	Money
1964	73	77	65	72	287	T12	\$1,416.66
1967	71	68	76	78	293	T21	1,850.00
1970	71	75	70	72	288	T2	3,400.00
1971	72	70	72	73	287	T2	12,760.00
1973	77	73	74	75	299	T27	2,343.00
<b>Total</b>							<b>\$21,769.66</b>

## Dickinson, Gardner (71.63)

Year	1st	2nd	3rd	4th	Total	Finish	Money
1956	75	70	72	73	290	T7	\$1,260.00
1958	73	70	68	72	283	T8	1,260.00
1963	71	71	70	69	281	T4	2,900.00
1968	68	71	73	69	281	T4	9,175.00
1970	73	73	74	69	289	T13	3,175.00
1972	68	72	80	75	295	T18	3,300.00
<b>Total</b>							<b>\$21,070.00</b>

## Dickson, Bob (73.88)

Year	1st	2nd	3rd	4th	Total	Finish	Money
1969	77	81	72	73	303	T22	\$2,350.00
1973	70	73	72	73	288	T10	5,516.00
<b>Total</b>							<b>\$7,866.00</b>

## Diehl, Terry (75.00)

Year	1st	2nd	3rd	4th	Total	Finish	Money
1975	75	77	73	75	300	T27	\$2,309.00

## DiMarco, Chris (70.25)

Year	1st	2nd	3rd	4th	Total	Finish	Money
2001	71	73	69	70	283	T17	\$66,000.00
2002	67	72	68	71	278	T5	150,000.00
2003	70	75	69	68	282	T29	56,500.00
<b>Total</b>							<b>\$272,500.00</b>

## Dodds, Trevor (73.75)

Year	1st	2nd	3rd	4th	Total	Finish	Money
1999	72	73	75	75	295	T8	\$39,130.00

## Donald, Luke (70.00)

Year	1st	2nd	3rd	4th	Total	Finish	Money
2003	68	72	69	66	275	T15	\$85,000.00
2007	72	71	71	71	285	T7	193,000.00
<b>Total</b>							<b>\$278,000.00</b>

## Donald, Mike (72.00)

Year	1st	2nd	3rd	4th	Total	Finish	Money
1990	71	72	74	71	288	T19	\$12,000.00

## Dougherty, Ed (73.25)

Year	1st	2nd	3rd	4th	Total	Finish	Money
1996	74	73	73	73	293	T27	\$15,250.00

## Douglass, Dale (71.50)

Year	1st	2nd	3rd	4th	Total	Finish	Money
1970	70	71	71	74	286	T7	\$4,766.66

## Douglas, Dave (72.50)

Year	1st	2nd	3rd	4th	Total	Finish	Money
1953	69	77	69	76	291	T14	\$1,000.00
1954	73	73	71	72	289	T7	1,000.00
<b>Total</b>							<b>\$2,000.00</b>

## Dufner, Jason (70.73)

Year	1st	2nd	3rd	4th	Total	Finish	Money
2013	72	77	69	69	287	T18	\$87,600.00
2014	67	72	69	69	277	T5	276,000.00
2017	68	68	72	75	283	T21	84,000.00
<b>Total</b>							<b>\$447,600.00</b>

## Duke, Ken (70.50)

Year	1st	2nd	3rd	4th	Total	Finish	Money
2014	70	69	71	72	282	T16	\$100,250.00

## Durant, Joe (72.08)

Year	1st	2nd	3rd	4th	Total	Finish	Money
1999	66	70	77	74	287	T18	\$51,025.00
2002	73	73	74	69	289	T20	69,000.00
2007	73	73	72	71	289	T16	95,000.00
<b>Total</b>							<b>\$215,025.00</b>

## Duval, David (69.20)

Year	1st	2nd	3rd	4th	Total	Finish	Money
1998	68	70	66	73	277	T6	\$55,462.50
1999	67	63	68	68	266	T1	468,000.00
2000	72	73	67	68	280	T3	197,000.00
2001	73	71	65	70	279	T7	118,000.00
2002	67	71	72	72	282	T12	92,000.00
<b>Total</b>							<b>\$930,462.50</b>

## Eastwood, Bob (74.00)

Year	1st	2nd	3rd	4th	Total	Finish	Money
1984	71	77	72	76	296	T31	\$4,150.00
1985	71	75	73	76	295	T25	5,100.00
1986	75	73	70	79	297	T29	6,400.00
<b>Total</b>							<b>\$15,650.00</b>

## Edwards, Danny (71.19)

Year	1st	2nd	3rd	4th	Total	Finish	Money
1977	73	73	70	71	287	T10	\$5,929.67
1982	73	72	71	68	284	T6	12,840.00
1984	70	75	74	70	289	T16	7,000.00
1986	70	69	69	71	279	T4	25,000.00
<b>Total</b>							<b>\$50,769.67</b>

## Edwards, David (71.58)

Year	1st	2nd	3rd	4th	Total	Finish	Money
1984	71	72	75	73	291	T20	\$5,225.00
1993	71	70	74	72	287	T18	15,625.00
1994	75	68	66	72	281	T8	34,000.00
<b>Total</b>							<b>\$54,850.00</b>

## Edwards, Joel (70.75)

Year	1st	2nd	3rd	4th	Total	Finish	Money
2002	69	71	71	72	283	T13	\$88,000.00

## Eichelberger, Dave (73.38)

Year	1st	2nd	3rd	4th	Total	Finish	Money
1972	79	74	73	73	299	T22	\$2,900.00
1978	76	73	72	76	297	T26	2,791.67
1980	73	73	74	73	293	T24	3,775.00
1982	73	71	71	70	285	T11	9,033.33
<b>Total</b>							<b>\$18,500.00</b>

## Elder, Lee (72.00)

Year	1st	2nd	3rd	4th	Total	Finish	Money
1974	72	72	72	72	288	T13	\$5,200.00
1977	68	74	72	74	288	T13	5,137.33
1979	72	73	68	75	288	T8	10,625.00
<b>Total</b>							<b>\$20,962.33</b>

## Elkington, Steve (71.69)

Year	1st	2nd	3rd	4th	Total	Finish	Money
1991	76	74	72	72	294	T26	\$12,118.75
1992	69	71	67	72	279	T1	144,000.00
1993	73	69	72	73	287	T18	15,625.00
1995	69	71	71	67	278	T1	180,000.00
1996	70	72	70	73	285	T17	20,750.00
1998	72	73	71	68	284	T19	31,450.00
1999	74	73	73	73	293	T26	39,975.00
2000	76	74	71	73	294	T18	62,000.00
<b>Total</b>							<b>\$505,918.75</b>



# Individual Player Records

## Ellis, Wes (74.63)

Year	1st	2nd	3rd	4th	Total	Finish	Money
1959	73	72	75	80	300	T19	\$1,120.00
1965	71	74	75	77	297	19	1,250.00
<b>Total</b>							<b>\$2,370.00</b>

## Els, Ernie (69.20)

Year	1st	2nd	3rd	4th	Total	Finish	Money
1997	72	70	70		212	T14	\$26,460.00
1998	67	71	71	69	278	T10	46,537.50
2000	71	70	67	68	276	2	313,000.00
2001	68	66	73	69	276	T3	203,000.00
2003	64	65	65	67	261	1	1,000,000.00
2004	73	70	73	72	288	T21	79,000.00
2005	69	65	68	71	273	T3	350,000.00
2009	68	69	73	67	277	T6	189,250.00
2011	72	64	74	71	281	T17	87,000.00
<b>Total</b>							<b>\$2,294,247.50</b>

## English, Harris (70.00)

Year	1st	2nd	3rd	4th	Total	Finish	Money
2014	70	71	70	69	280	T11	\$155,000.00

## Ernst, Derek (75.25)

Year	1st	2nd	3rd	4th	Total	Finish	Money
2014	79	76	76	70	301	30	\$61,000.00

## Estes, Bob (69.67)

Year	1st	2nd	3rd	4th	Total	Finish	Money
1995	69	68	74	73	284	T12	\$24,750.00
2002	70	70	71	70	281	T10	105,000.00
2003	66	66	70	69	271	T6	155,000.00
<b>Total</b>							<b>\$284,750.00</b>

## Evans, Max (79.00)

Year	1st	2nd	3rd	4th	Total	Finish	Money
1956	79				79	W22	\$1,000.00

## Every, Matt (71.38)

Year	1st	2nd	3rd	4th	Total	Finish	Money
2015	73	71	70	70	284	T27	\$61,000.00
2016	70	68	78	71	287	28	64,000.00
<b>Total</b>							<b>\$125,000.00</b>

## Fairfield, Don (72.92)

Year	1st	2nd	3rd	4th	Total	Finish	Money
1956	76	76	72	73	297	16	\$1,100.00
1961	71	71	78	76	296	T21	1,160.00
1964	72	72	67	71	282	T4	3,020.00
<b>Total</b>							<b>\$5,280.00</b>

## Faldo, Nick (70.50)

Year	1st	2nd	3rd	4th	Total	Finish	Money
1984	73	72	71	74	290	T17	\$6,066.67
1988	70	65	71		206	T3	29,000.00
1996	70	69	68	67	274	T2	88,000.00
1997	72	71	71		214	T22	19,560.00
1998	71	75	70	69	285	T22	28,475.00
<b>Total</b>							<b>\$171,101.67</b>

## Faxon, Brad (71.61)

Year	1st	2nd	3rd	4th	Total	Finish	Money
1992	68	70	71	70	279	2	\$86,400.00
1993	71	69	67	71	278	T5	31,000.00
1998	72	72	70	71	285	T22	28,475.00
2000	72	76	68	73	289	T8	79,000.00
2001	71	70	71	73	285	T23	54,500.00
2002	71	71	69	69	280	9	120,000.00
2006	82	78	75	74	309	T23	79,000.00
<b>Total</b>							<b>\$478,375.00</b>

## Fehr, Rick (70.00)

Year	1st	2nd	3rd	4th	Total	Finish	Money
1987	68	67	73	71	279	2	\$55,000.00
1995	71	74	70	66	281	T5	35,250.00
<b>Total</b>							<b>\$90,250.00</b>

## Fergus, Keith (72.75)

Year	1st	2nd	3rd	4th	Total	Finish	Money
1982	73	77	71	67	288	T16	\$6,400.00
1983	70	71	78	75	294	T18	6,750.00
<b>Total</b>							<b>\$13,150.00</b>

## Ferree, Jim (76.50)

Year	1st	2nd	3rd	4th	Total	Finish	Money
1959	78	76	76	76	306	T25	\$1,010.00

## Ferrier, Jim (74.00)

Year	1st	2nd	3rd	4th	Total	Finish	Money
1953	75	72	75	74	296	19	\$1,000.00

## Fetchick, Mike (74.88)

Year	1st	2nd	3rd	4th	Total	Finish	Money
1956	74	72	77	72	295	T13	\$1,140.00
1957	76	78	72	78	304	20	1,060.00
<b>Total</b>							<b>\$2,200.00</b>

## Fezler, Forrest (73.75)

Year	1st	2nd	3rd	4th	Total	Finish	Money
1975	78	72	74	71	295	T22	\$3,152.50
<b>Total</b>							<b>\$3,152.50</b>

## Finau, Tony (69.50)

Year	1st	2nd	3rd	4th	Total	Finish	Money
2017	70	68	70	70	278	T9	\$172,333.34
<b>Total</b>							<b>\$172,333.34</b>

## Finsterwald, Dow (72.50)

Year	1st	2nd	3rd	4th	Total	Finish	Money
1956	78	72	72	73	295	T13	\$1,140.00
1957	75	73	70	70	288	T2	2,230.00
1959	73	74	77	73	297	T17	1,170.00
1960	70	68	71	72	281	T11	1,190.00
1961	71	74	74	71	290	15	1,440.00
1964	74	75	73	67	289	T15	1,250.00
<b>Total</b>							<b>\$8,420.00</b>

## Fiori, Ed (71.91)

Year	1st	2nd	3rd	4th	Total	Finish	Money
1980	70	68	74	74	286	T11	\$7,812.50
1982	70	73	76	71	290	T20	4,775.00
1997	71	71	73		215	T24	18,160.00
<b>Total</b>							<b>\$30,747.50</b>

## Fitzsimons, Pat (72.00)

Year	1st	2nd	3rd	4th	Total	Finish	Money
1975	74	72	74	68	288	T11	\$5,104.00

## Fleck, Jack (73.25)

Year	1st	2nd	3rd	4th	Total	Finish	Money
1956	82	80	75	71	308	20	\$1,020.00
1960	69	70	71	72	282	T13	1,140.00
1962	71	69	80	69	289	T12	1,416.67
<b>Total</b>							<b>\$3,576.67</b>

## Fleckman, Marty (72.75)

Year	1st	2nd	3rd	4th	Total	Finish	Money
1968	72	75	74	70	291	T19	\$2,616.67

## Fleisher, Bruce (74.00)

Year	1st	2nd	3rd	4th	Total	Finish	Money
1992	75	73	74	74	296	T28	\$11,875.00

## Flesch, Steve (71.92)

Year	1st	2nd	3rd	4th	Total	Finish	Money
2004	73	72	72	70	287	T15	\$89,166.67
2005	69	73	72	75	289	29	67,000.00
2008	72	70	71	74	287	T20	81,000.00
<b>Total</b>							<b>\$237,166.67</b>

# Individual Player Records

## Floyd, Raymond (72.14)

Year	1st	2nd	3rd	4th	Total	Finish	Money
1963	76	74	68	68	286	T11	\$1,462.50
1966	74	74	73	76	297	T22	1,750.00
1969	75	77	80	78	310	28	2,000.00
1970	71	75	73	76	295	T25	2,175.00
1976	78	70	70	72	290	8	8,848.00
1977	67	76	75	72	290	T21	3,557.00
1978	73	70	74	69	286	T7	7,389.00
1979	71	74	75	74	294	T15	6,250.00
1980	66	73	72	72	283	T6	12,500.00
1981	69	67	69	70	275	2	35,000.00
1982	71	71	72	72	286	14	7,900.00
1983	68	72	72	69	281	2	48,000.00
1985	70	75	72	68	285	T7	15,133.34
1986	73	72	72	71	288	T21	7,800.00
1987	70	68	74	70	282	7	17,500.00
1993	71	72	73	73	289	T22	13,825.00
<b>Total</b>							<b>\$191,089.84</b>

## Ford, Doug (72.30)

Year	1st	2nd	3rd	4th	Total	Finish	Money
1954	70	70	73	75	288	T5	\$1,375.00
1955	75	76	74	73	298	T8	1,240.00
1956	72	74	72	72	290	T7	1,260.00
1957	74	75	74	69	292	T9	1,270.00
1958	72	74	70	75	291	21	1,020.00
1960	70	73	69	67	279	T8	1,250.00
1961	67	69	74	73	283	5	2,100.00
1962	70	69	74	75	288	T10	1,650.00
1963	71	75	75	71	292	20	1,050.00
1964	67	75	74	75	291	T19	1,095.00
<b>Total</b>							<b>\$13,310.00</b>

## Forsman, Dan (70.85)

Year	1st	2nd	3rd	4th	Total	Finish	Money
1986	72	69	76	70	287	T18	\$9,000.00
1987	76	72	66	73	287	T15	10,666.67
1991	72	71	71	71	285	T15	16,500.00
1993	68	71	69	71	279	T7	27,225.00
2003	69	71	69	70	279	T21	70,000.00
<b>Total</b>							<b>\$133,391.67</b>

## Fought, John (72.25)

Year	1st	2nd	3rd	4th	Total	Finish	Money
1980	80	70	69	70	289	17	\$5,600.00

## Fowler, Rickie (69.00)

Year	1st	2nd	3rd	4th	Total	Finish	Money
2013	70	74	67		211	T6	\$212,500.00
2016	69	67	69	67	272	5	274,000.00
<b>Total</b>							<b>\$486,500.00</b>

## Franco, Carlos (71.92)

Year	1st	2nd	3rd	4th	Total	Finish	Money
2000	78	73	70	66	287	T6	\$100,500.00
2001	70	76	68	70	284	T19	60,000.00
2005	74	71	72	75	292	31	65,000.00
<b>Total</b>							<b>\$225,500.00</b>

## Frazar, Harrison (69.25)

Year	1st	2nd	3rd	4th	Total	Finish	Money
2012	74	69	66	68	277	T5	\$245,000.00

## Frost, David (71.56)

Year	1st	2nd	3rd	4th	Total	Finish	Money
1989	72	70	72	68	282	T2	\$67,000.00
1990	69	68	75	76	288	T19	12,000.00
1991	71	74	72	76	293	25	12,750.00
1998	74	72	68	68	282	18	34,000.00
<b>Total</b>							<b>\$125,750.00</b>

## Funk, Fred (72.30)

Year	1st	2nd	3rd	4th	Total	Finish	Money
1993	72	74	70	72	288	21	\$14,425.00
1996	70	73	72	69	284	16	21,750.00
1997	73	69	69		211	T11	30,600.00
1999	66	69	68	74	277	T5	94,900.00
2005	74	74	67	75	290	30	66,000.00
2006	76	82	78	76	312	26	74,000.00
2008	75	71	72	72	290	T25	72,000.00
<b>Total</b>							<b>\$373,675.00</b>

## Funseth, Rod (74.42)

Year	1st	2nd	3rd	4th	Total	Finish	Money
1965	69	74	72	80	295	T16	\$1,375.00
1973	73	71	75	79	298	26	2,530.00
1979	77	74	73	76	300	24	4,000.00
<b>Total</b>							<b>\$7,905.00</b>

## Furgol, Ed (73.33)

Year	1st	2nd	3rd	4th	Total	Finish	Money
1954	73	73	75	74	295	T15	\$1,000.00
1955	69	78	75	74	296	T5	1,326.67
1957	72	77	70	70	289	T6	1,326.66
<b>Total</b>							<b>\$3,653.33</b>

## Furgol, Marty (74.63)

Year	1st	2nd	3rd	4th	Total	Finish	Money
1955	71	75	77	77	300	13	\$1,160.00
1959	73	80	70	74	297	T17	1,170.00
<b>Total</b>							<b>\$2,330.00</b>

## Furyk, Jim (70.30)

Year	1st	2nd	3rd	4th	Total	Finish	Money
1996	74	68	72	74	288	T22	\$17,000.00
1997	67	68	75		210	T8	35,600.00
1999	68	69	68	75	280	9	76,700.00
2000	72	73	71	69	285	T4	127,500.00
2001	69	69	69	67	274	1	630,000.00
2002	67	72	73	65	277	4	196,000.00
2003	64	72	67	68	271	T6	155,000.00
2004	70	71	68	74	283	11	140,000.00
2006	72	72	72	72	288	3	420,000.00
2007	71	74	76	71	292	18	80,000.00
2008	74	70	66	68	278	T5	218,000.00
2011	68	68	72	70	278	T9	162,000.00
<b>Total</b>							<b>\$2,257,800.00</b>

## Gainey, Tommy (70.33)

Year	1st	2nd	3rd	4th	Total	Finish	Money
2013	72	69	70		211	T6	\$212,500.00

## Gallagher, Jr., Jim (71.33)

Year	1st	2nd	3rd	4th	Total	Finish	Money
1991	77	72	74	69	292	T22	\$13,250.00
1994	73	69	73	70	285	T13	25,000.00
1996	71	67	70	71	279	T7	30,625.00
<b>Total</b>							<b>\$68,875.00</b>

## Gamez, Robert (74.75)

Year	1st	2nd	3rd	4th	Total	Finish	Money
1991	75	78	68	76	297	30	\$11,500.00
2006	77	76	73	75	301	T17	94,000.00
<b>Total</b>							<b>\$105,500.00</b>

## Garcia, Sergio (70.38)

Year	1st	2nd	3rd	4th	Total	Finish	Money
2002	73	69	68	64	274	1	\$720,000.00
2003	71	73	66	71	281	T25	61,250.00
2005	68	67	73	70	278	T10	145,000.00
2006	71	74	73	75	293	7	195,000.00
<b>Total</b>							<b>\$1,121,250.00</b>

## Garrett, Bill (79.25)

Year	1st	2nd	3rd	4th	Total	Finish	Money
1971	79	76	79	83	317	T34	\$2,010.00

## Garrigus, Robert (67.00)

Year	1st	2nd	3rd	4th	Total	Finish	Money
2011	69	63	69	67	268	2	\$635,000.00
<b>Total</b>							<b>\$635,000.00</b>

# Individual Player Records

## Gay, Brian (70.58)

Year	1st	2nd	3rd	4th	Total	Finish	Money
2009	72	70	70	71	283	T18	\$77,666.67
2010	72	71	70	70	283	21	83,000.00
2014	70	76	65	70	281	T13	130,000.00
<b>Total</b>							<b>\$290,666.67</b>

## Geiberger, Al (72.28)

Year	1st	2nd	3rd	4th	Total	Finish	Money
1963	77	78	70	73	298	26	\$1,000.00
1964	70	75	67	69	281	T2	6,000.00
1966	76	73	72	73	294	T14	2,300.00
1967	69	73	77	70	289	14	2,450.00
1975	67	67	70	73	277	1	40,000.00
1976	71	74	69	69	283	T3	14,625.00
1977	74	75	71	69	289	T16	4,347.60
1978	76	75	71	75	297	T26	2,791.67
1980	73	74	75	72	294	T26	3,500.00
<b>Total</b>							<b>\$77,014.27</b>

## Geiberger, Brent (72.13)

Year	1st	2nd	3rd	4th	Total	Finish	Money
2000	73	73	67	76	289	T8	\$79,000.00
2005	72	73	71	72	288	28	68,000.00
<b>Total</b>							<b>\$147,000.00</b>

## Gilbert, Gibby (72.50)

Year	1st	2nd	3rd	4th	Total	Finish	Money
1971	73	71	73	74	291	9	\$4,350.00
1977	74	74	70	71	289	T16	4,347.60
<b>Total</b>							<b>\$8,697.60</b>

## Gilder, Bob (73.42)

Year	1st	2nd	3rd	4th	Total	Finish	Money
1976	75	74	72	75	296	18	\$5,348.00
1981	72	70	73	73	288	T14	6,750.00
1983	75	75	75	72	297	T21	5,750.00
<b>Total</b>							<b>\$17,848.00</b>

## Glasson, Bill (71.10)

Year	1st	2nd	3rd	4th	Total	Finish	Money
1986	74	70	70	72	286	T15	\$10,666.66
1989	75	73	67	71	286	9	23,000.00
1990	72	73	71	71	287	T16	14,000.00
1993	67	75	70	72	284	14	19,225.00
1995	70	69	73	67	279	3	68,000.00
<b>Total</b>							<b>\$134,891.66</b>

## Glover, Lucas (71.13)

Year	1st	2nd	3rd	4th	Total	Finish	Money
2006	74	73	70	74	291	6	\$217,000.00
2010	66	65	71	76	278	T14	130,000.00
<b>Total</b>							<b>\$347,000.00</b>

## Glover, Randy (69.75)

Year	1st	2nd	3rd	4th	Total	Finish	Money
1968	70	71	70	68	279	3	\$12,000.00

## Goalby, Bob (72.75)

Year	1st	2nd	3rd	4th	Total	Finish	Money
1959	72	74	73	77	296	T15	\$1,210.00
1961	76	72	76	75	299	25	1,040.00
1963	73	68	68	72	281	T4	2,900.00
1967	69	71	77	73	290	15	2,350.00
1968	70	70	66	75	281	T4	9,175.00
1970	72	74	69	74	289	T13	3,175.00
1971	77	75	75	75	302	27	2,175.00
1972	75	70	71	74	290	T12	4,500.00
<b>Total</b>							<b>\$26,525.00</b>

## Gogel, Matt (71.50)

Year	1st	2nd	3rd	4th	Total	Finish	Money
2003	69	75	73	69	286	35	\$52,000.00

## Gomez, Fabian (69.63)

Year	1st	2nd	3rd	4th	Total	Finish	Money
2016	68	66	70	71	275	T6	\$202,333.33
2017	70	68	71	73	282	20	88,000.00
<b>Total</b>							<b>\$290,333.33</b>

## Gonzalez, Ernie (73.50)

Year	1st	2nd	3rd	4th	Total	Finish	Money
1987	74	71	74	75	294	T24	\$8,525.00

## Goosen, Retief (69.30)

Year	1st	2nd	3rd	4th	Total	Finish	Money
2002	69	71	77	67	284	T14	\$83,500.00
2003	70	65	66	69	270	T4	224,000.00
2004	70	70	64	73	277	T4	275,000.00
2005	71	67	69	73	280	T13	110,000.00
2010	70	69	67	69	275	T6	208,333.33
<b>Total</b>							<b>\$900,833.33</b>

## Gore, Jason (80.00)

Year	1st	2nd	3rd	4th	Total	Finish	Money
2006	80	80	81	79	320	28	\$70,000.00

## Gossett, David (74.00)

Year	1st	2nd	3rd	4th	Total	Finish	Money
2002	74	78	72	72	296	29	\$54,000.00

## Goydos, Paul (71.71)

Year	1st	2nd	3rd	4th	Total	Finish	Money
1997	67	71	70		208	T4	\$52,800.00
2008	81	73	67	73	294	30	66,000.00
<b>Total</b>							<b>\$118,800.00</b>

## Grace, Branden (73.25)

Year	1st	2nd	3rd	4th	Total	Finish	Money
2017	73	74	71	75	293	32	\$61,000.00
<b>Total</b>							<b>\$61,000.00</b>

## Grady, Wayne (70.00)

Year	1st	2nd	3rd	4th	Total	Finish	Money
1990	69	68	72	69	278	4	\$36,800.00
1991	69	72	72	69	282	T9	21,275.00
<b>Total</b>							<b>\$58,075.00</b>

## Graham, David (71.46)

Year	1st	2nd	3rd	4th	Total	Finish	Money
1973	70	76	75	72	293	T19	\$3,646.50
1977	71	72	70	72	285	7	7,514.99
1980	72	70	70	74	286	T11	7,812.50
1981	73	69	71	72	285	10	9,500.00
1982	70	72	70	71	283	T2	26,162.50
1984	64	77	68	74	283	4	20,300.00
<b>Total</b>							<b>\$74,936.49</b>

## Graham, Lou (72.81)

Year	1st	2nd	3rd	4th	Total	Finish	Money
1968	72	78	73	68	291	T19	\$2,616.67
1973	75	77	75	73	300	T29	2,094.50
1976	73	69	76	74	292	T10	7,273.00
1980	66	67	77	72	282	5	15,000.00
<b>Total</b>							<b>\$26,984.17</b>

## Green, Hubert (73.00)

Year	1st	2nd	3rd	4th	Total	Finish	Money
1972	68	76	74	72	290	T12	\$4,500.00
1974	73	72	66	74	285	T5	8,133.33
1975	71	80	71	71	293	19	3,783.00
1976	69	71	73	69	282	2	27,000.00
1978	73	74	70	76	293	T21	3,694.33
1979	73	71	73	74	291	T10	8,750.00
1980	75	70	76	69	290	T18	4,916.67
1982	73	75	75	76	299	31	3,650.00
1985	73	73	70	75	291	T18	6,666.67
1986	75	73	80	78	306	31	6,000.00
<b>Total</b>							<b>\$77,094.00</b>

## Green, Ken (72.69)

Year	1st	2nd	3rd	4th	Total	Finish	Money
1986	76	70	68	74	288	T21	\$7,800.00
1987	71	74	71	75	291	T24	8,525.00
1989	77	72	73	74	296	T29	10,000.00
1990	70	74	70	74	288	W/D	
<b>Total</b>							<b>\$26,325.00</b>

## Green, Nathan (71.50)

Year	1st	2nd	3rd	4th	Total	Finish	Money
2010	67	70	77	72	286	22	\$81,000.00

# Individual Player Records

## Greene, Bert (73.50)

Year	1st	2nd	3rd	4th	Total	Finish	Money
1974	74	73	72	75	294	T20	\$3,900.00

## Gribble, Cody (70.00)

Year	1st	2nd	3rd	4th	Total	Finish	Money
2017	69	72	69	70	280	T14	\$122,000.00
<b>Total</b>							<b>\$122,000.00</b>

## Grillo, Emiliano (70.00)

Year	1st	2nd	3rd	4th	Total	Finish	Money
2016	71	73	70	66	280	T18	\$90,000.00

## Groh, Gary (73.50)

Year	1st	2nd	3rd	4th	Total	Finish	Money
1975	75	73	70	76	294	T20	\$3,512.50

## Haas, Bill (71.00)

Year	1st	2nd	3rd	4th	Total	Finish	Money
2011	68	70	69	69	276	8	\$182,000.00
2012	73	73	70	69	285	20	84,000.00
2013	71	75	75		221	T23	73,000.00
2014	71	73	69	74	287	T24	71,500.00
2016	71	69	70	70	280	T18	90,000.00
<b>Total</b>							<b>\$500,500.00</b>

## Haas, Jay (71.59)

Year	1st	2nd	3rd	4th	Total	Finish	Money
1978	75	73	74	71	293	T21	\$3,694.34
1982	73	73	70	74	290	T20	4,775.00
1983	70	70	69	73	282	3	32,000.00
1988	72	71	72		215	T26	6,100.00
1989	75	67	72	68	282	T2	67,000.00
1993	72	75	73	71	291	T25	12,625.00
1994	71	71	69	69	280	T4	46,625.00
<b>Total</b>							<b>\$172,819.34</b>

## Hadley, Chesson (70.25)

Year	1st	2nd	3rd	4th	Total	Finish	Money
2015	70	73	68	70	281	T20	\$80,000.00

## Hahn, James (72.38)

Year	1st	2nd	3rd	4th	Total	Finish	Money
2016	76	76	74	69	295	T31	\$59,500.00
2017	74	70	68	72	284	T22	78,500.00
<b>Total</b>							<b>\$138,000.00</b>

## Hallberg, Gary (72.00)

Year	1st	2nd	3rd	4th	Total	Finish	Money
1983	72	70	68	78	288	T12	\$10,000.00
1988	72	73	74		219	T35	5,250.00
1993	70	71	69	75	285	T15	17,625.00
<b>Total</b>							<b>\$32,875.00</b>

## Haldorson, Dan (71.75)

Year	1st	2nd	3rd	4th	Total	Finish	Money
1981	69	73	72	73	287	13	\$7,500.00

## Hamilton, Todd (71.75)

Year	1st	2nd	3rd	4th	Total	Finish	Money
2005	72	72	72	71	287	T26	\$70,000.00

## Hammer, Laurie (74.00)

Year	1st	2nd	3rd	4th	Total	Finish	Money
1968	78	73	77	68	296	T22	\$2,350.00

## Hammond, Donnie (71.38)

Year	1st	2nd	3rd	4th	Total	Finish	Money
1987	70	71	71	71	283	T8	\$15,566.67
1990	72	73	75	68	288	T19	12,000.00
<b>Total</b>							<b>\$27,566.67</b>

## Hancock, Phillip (78.25)

Year	1st	2nd	3rd	4th	Total	Finish	Money
1981	82	74	78	79	313	29	\$3,400.00

## Harbert, Chick (74.50)

Year	1st	2nd	3rd	4th	Total	Finish	Money
1955	69	74	80	75	298	T8	\$1,240.00

## Harman, Brian (70.00)

Year	1st	2nd	3rd	4th	Total	Finish	Money
2015	70	70	75	65	280	T17	\$90,333.34

## Harney, Paul (72.94)

Year	1st	2nd	3rd	4th	Total	Finish	Money
1958	75	71	67	72	285	T11	\$1,220.00
1959	71	73	80	76	300	T19	1,120.00
1964	72	71	70	69	282	T4	3,020.00
1965	70	82			152	W/D	
1972	74	77	69	74	294	17	3,600.00
<b>Total</b>							<b>\$9,972.50</b>

## Harper, Chandler (73.25)

Year	1st	2nd	3rd	4th	Total	Finish	Money
1953	70	70	71	70	281	2	\$5,000.00
1954	69	74	74	75	292	T11	1,000.00
1956	74	78	79	75	306	19	1,040.00
<b>Total</b>							<b>\$7,040.00</b>

## Harrington, Padraig (68.75)

Year	1st	2nd	3rd	4th	Total	Finish	Money
2016	70	68	70	67	275	T6	\$202,333.34

## Harrison, E. (73.06)

Year	1st	2nd	3rd	4th	Total	Finish	Money
1953	73	72	73	72	290	T12	\$1,000.00
1954	70	73	81	70	294	14	1,000.00
1957	80	73	75	75	303	19	1,080.00
1958	70	70	72	70	282	T6	1,310.00
<b>Total</b>							<b>\$4,390.00</b>

## Harris, Labron (76.50)

Year	1st	2nd	3rd	4th	Total	Finish	Money
1972	76	81	73	76	306	26	\$2,600.00

## Hart, Dick (74.00)

Year	1st	2nd	3rd	4th	Total	Finish	Money
1965	71	74	73	78	296	18	\$1,300.00

## Hart, Dudley (71.43)

Year	1st	2nd	3rd	4th	Total	Finish	Money
1997	71	73	72		216	T27	\$17,316.00
2001	70	77	69	68	284	T19	60,000.00
<b>Total</b>							<b>\$77,316.00</b>

## Hatalsky, Morris (72.69)

Year	1st	2nd	3rd	4th	Total	Finish	Money
1982	74	74	72	71	291	T24	\$4,300.00
1984	71	74	74	74	293	T24	4,750.00
1989	74	74	70	67	285	T6	26,500.00
1991	74	74	71	75	294	T26	12,118.75
<b>Total</b>							<b>\$47,668.75</b>

## Hawkins, Fred (73.25)

Year	1st	2nd	3rd	4th	Total	Finish	Money
1957	73	76	72	72	293	T11	\$1,220.00

## Hayes, J.P. (70.25)

Year	1st	2nd	3rd	4th	Total	Finish	Money
1999	70	71	70	72	283	12	\$66,950.00
2003	72	67	70	70	279	T21	70,000.00
<b>Total</b>							<b>\$136,950.00</b>

## Hayes, Mark (71.75)

Year	1st	2nd	3rd	4th	Total	Finish	Money
1977	70	72	69	76	287	T10	\$5,929.66

# Individual Player Records

## Heard, Jerry (73.50)

Year	1st	2nd	3rd	4th	Total	Finish	Money
1972	70	70	72	72	284	T4	\$7,150.00
1973	71	77	72	74	294	T1	3,380.00
1974	71	71	72	71	285	T5	8,133.33
1979	79	76	83	75	313	T8	3,500.00
<b>Total</b>							<b>\$22,163.33</b>

## Hebert, Jay (70.81)

Year	1st	2nd	3rd	4th	Total	Finish	Money
1957	83	70	73	68	294	T4	\$1,180.00
1960	68	68	68	68	272	T2	5,000.00
1961	66	67	78	73	284	T6	1,760.00
1962	71	76	68	68	283	T5	2,900.00
<b>Total</b>							<b>\$10,840.00</b>

## Hebert, Lionel (73.44)

Year	1st	2nd	3rd	4th	Total	Finish	Money
1958	72	71	73	71	287	T14	\$1,140.00
1961	75	73	72	81	301	T6	1,000.00
1963	71	76	74	70	291	T9	1,100.00
1966	74	70	72	80	296	T1	1,900.00
<b>Total</b>							<b>\$5,140.00</b>

## Heinen, Mike (73.25)

Year	1st	2nd	3rd	4th	Total	Finish	Money
1995	72	75	71	75	293	T24	\$16,000.00

## Henke, Nolan (72.17)

Year	1st	2nd	3rd	4th	Total	Finish	Money
1991	72	72	70	68	282	T9	\$21,275.00
1992	74	71	75	77	297	T30	11,500.00
1994	69	74	71	73	287	T17	21,500.00
<b>Total</b>							<b>\$54,275.00</b>

## Henley, Russell (72.25)

Year	1st	2nd	3rd	4th	Total	Finish	Money
2014	72	72	70	75	289	T7	\$66,000.00
2015	65	70	70	67	272	T3	332,666.67
<b>Total</b>							<b>\$398,666.67</b>

## Henninger, Brian (75.00)

Year	1st	2nd	3rd	4th	Total	Finish	Money
1995	75	74	70	78	297	T26	\$15,375.00
2000	77	78	75	73	303	T27	46,250.00
<b>Total</b>							<b>\$61,625.00</b>

## Henning, Harold (75.38)

Year	1st	2nd	3rd	4th	Total	Finish	Money
1967	72	70	76	75	293	T21	\$1,850.00
1971	77	73	79	81	310	T32	2,050.00
<b>Total</b>							<b>\$3,900.00</b>

## Henry, Bunky (76.00)

Year	1st	2nd	3rd	4th	Total	Finish	Money
1969	77	74	76	77	304	T23	\$2,275.00

## Henry, J.J. (72.45)

Year	1st	2nd	3rd	4th	Total	Finish	Money
2007	74	73	68	71	286	T8	\$170,000.00
2013	71	74	71		216	T13	120,400.00
2016	77	74	73	71	295	T31	59,500.00
<b>Total</b>							<b>\$349,900.00</b>

## Hensby, Mark (70.75)

Year	1st	2nd	3rd	4th	Total	Finish	Money
2005	70	73	71	69	283	T19	\$83,000.00

## Herman, Jim (69.75)

Year	1st	2nd	3rd	4th	Total	Finish	Money
2017	67	71	72	69	279	T12	\$147,000.00
<b>Total</b>							<b>\$147,000.00</b>

## Herron, Tim (72.87)

Year	1st	2nd	3rd	4th	Total	Finish	Money
1997	73	72	68		213	T17	\$22,260.00
1998	74	75	68	73	290	T9	25,245.00
2000	74	71	75	77	297	T23	51,000.00
2007	75	72	72	74	293	T19	71,333.33
<b>Total</b>							<b>\$169,838.33</b>

## Hill, Dave (73.34)

Year	1st	2nd	3rd	4th	Total	Finish	Money
1961	76	71	69	75	291	T16	\$1,400.00
1962	73	77	71	70	291	T18	1,125.00
1964	75	74	77	77	303	T29	1,000.00
1968	77	73	78	72	300	T24	2,200.00
1970	72	76	74	72	294	T22	2,300.00
1971	72	76	71	73	292	T10	4,050.00
1972	71	71	70	72	284	T4	7,150.00
1974	70	72	73	72	287	T9	6,200.00
1975	70	77	71	74	292	T17	4,053.50
1976	73	75	75	68	291	T9	8,398.00
1977	71	78	75	78	302	T31	2,272.00
<b>Total</b>							<b>\$40,148.50</b>

## Hill, Mike (73.08)

Year	1st	2nd	3rd	4th	Total	Finish	Money
1970	73	75	72	71	291	T19	\$2,500.00
1973	75	75	71	70	291	T14	4,535.50
1978	73	74	75	73	295	T24	3,180.50
<b>Total</b>							<b>\$10,216.00</b>

## Hinkle, Lon (75.00)

Year	1st	2nd	3rd	4th	Total	Finish	Money
1979	75	70	73	73	291	T10	\$8,750.00
1980	76	75	79	79	309	T30	3,200.00
<b>Total</b>							<b>\$11,950.00</b>

## Hinson, Larry (72.50)

Year	1st	2nd	3rd	4th	Total	Finish	Money
1970	71	73	75	71	290	T15	\$2,762.50

## Hiskey, Babe (73.75)

Year	1st	2nd	3rd	4th	Total	Finish	Money
1966	75	76	69	72	292	T12	\$2,600.00
1971	77	76	72	73	298	T21	2,400.00
<b>Total</b>							<b>\$5,000.00</b>

## Hjertstedt, Gabriel (72.25)

Year	1st	2nd	3rd	4th	Total	Finish	Money
1998	69	68	69	71	277	T6	\$55,462.50
2000	78	74	73	76	301	T26	47,000.00
<b>Total</b>							<b>\$102,462.50</b>

## Hoch, Scott (71.41)

Year	1st	2nd	3rd	4th	Total	Finish	Money
1981	74	67	76	72	289	T16	\$5,800.00
1983	76	71	76	74	297	T21	5,750.00
1985	74	77	73	70	294	T24	5,200.00
1990	69	68	71	71	279	T5	29,750.00
1995	74	67	73	69	283	T11	26,750.00
1996	69	69	70	66	274	T2	88,000.00
1997	75	69	71		215	T24	18,160.00
1998	70	70	69	75	284	T19	31,450.00
2002	72	75	73	70	290	T22	64,000.00
2004	68	71	69	72	280	T8	170,000.00
<b>Total</b>							<b>\$444,860.00</b>

## Hoffman, Charley (70.75)

Year	1st	2nd	3rd	4th	Total	Finish	Money
2008	75	72	70	70	287	T20	\$81,000.00
2011	68	75	67	75	285	T25	62,000.00
2015	70	66	73	70	279	T14	110,000.00
2017	71	70	71	69	281	T17	98,333.33
<b>Total</b>							<b>\$351,333.33</b>

## Holguin, Tony (72.25)

Year	1st	2nd	3rd	4th	Total	Finish	Money
1953	75	70	70	74	289	T10	\$1,000.00

## Holmes, J.B. (71.50)

Year	1st	2nd	3rd	4th	Total	Finish	Money
2007	73	68	71	72	284	T4	\$260,000.00
2009	74	75	72	67	288	T29	57,500.00
2015	69	71	73	76	289	T33	55,000.00
2016	67	76	68	72	283	T24	70,000.00
<b>Total</b>							<b>\$442,500.00</b>

## Holscher, Bud (74.50)

Year	1st	2nd	3rd	4th	Total	Finish	Money
1955	73	72	76	77	298	T8	\$1,240.00



# Individual Player Records

## Horschel, Billy (70.00)

Year	1st	2nd	3rd	4th	Total	Finish	Money
2014	72	72	68	66	278	T6	\$198,750.00
2015	72	70	70	70	282	T22	70,666.67
<b>Total</b>							<b>\$269,416.67</b>

## Howell III, Charles (69.38)

Year	1st	2nd	3rd	4th	Total	Finish	Money
2003	73	66	67	70	276	T16	\$82,000.00
2008	74	70	68	67	279	T8	175,000.00
<b>Total</b>							<b>\$257,000.00</b>

## Hughes, Mac (71.50)

Year	1st	2nd	3rd	4th	Total	Finish	Money
2017	73	72	73	68	286	T25	\$70,000.00
<b>Total</b>							<b>\$70,000.00</b>

## Huh, John (72.67)

Year	1st	2nd	3rd	4th	Total	Finish	Money
2013	73	71	74		218	T18	\$87,600.00

## Hulbert, Mike (72.17)

Year	1st	2nd	3rd	4th	Total	Finish	Money
1987	74	75	72	70	291	T1	\$9,400.00
1990	72	68	73	68	281	T7	24,666.67
1992	77	70	73	74	294	T27	12,225.00
<b>Total</b>							<b>\$46,291.67</b>

## Hurley III, Billy (72.75)

Year	1st	2nd	3rd	4th	Total	Finish	Money
2017	74	73	72	72	291	T29	\$64,000.00
<b>Total</b>							<b>\$64,000.00</b>

## Huston, John (70.96)

Year	1st	2nd	3rd	4th	Total	Finish	Money
1991	70	67	73	73	283	T13	\$18,000.00
1993	70	73	68	70	281	T9	24,825.00
1995	67	66	72	77	282	T9	28,750.00
1999	71	71	73	72	287	T18	51,025.00
2001	74	67	69	67	277	T5	140,000.00
2004	69	72	71	81	293	T26	70,000.00
<b>Total</b>							<b>\$332,600.00</b>

## Imada, Ryuji (70.75)

Year	1st	2nd	3rd	4th	Total	Finish	Money
2009	69	70	74	70	283	T18	\$77,666.66

## Immelman, Trevor (70.88)

Year	1st	2nd	3rd	4th	Total	Finish	Money
2007	71	68	72	72	283	T3	\$410,000.00
2009	72	74	69	69	284	T21	71,000.00
<b>Total</b>							<b>\$481,000.00</b>

## Inman, Joe (71.50)

Year	1st	2nd	3rd	4th	Total	Finish	Money
1977	69	73	71	73	286	T8	\$6,917.50

## Inman, John (73.00)

Year	1st	2nd	3rd	4th	Total	Finish	Money
1988	73	73	74		220	T37	\$5,100.00
1994	71	70	76	74	291	T23	19,000.00
<b>Total</b>							<b>\$24,100.00</b>

## Irwin, Hale (72.38)

Year	1st	2nd	3rd	4th	Total	Finish	Money
1972	73	74	73	77	297	T21	\$3,100.00
1974	72	71	71	74	288	T13	5,200.00
1975	70	73	71	70	284	T5	7,792.50
1976	72	76	71	74	293	T14	6,223.00
1978	71	74	72	72	289	T13	5,438.50
1980	72	73	76	73	294	T26	3,500.00
1981	77	71	74	72	294	T21	4,500.00
1982	69	74	70	74	287	T15	7,400.00
1984	72	67	75	72	286	T9	11,500.00
1986	72	71	69	72	284	T11	15,000.00
1991	73	74	73	74	294	T26	12,118.75
1995	73	69	72	70	284	T12	24,750.00
<b>Total</b>							<b>\$106,522.75</b>

## Ishii, David (72.00)

Year	1st	2nd	3rd	4th	Total	Finish	Money
1991	70	72	71	75	288	T18	\$15,000.00

## Iverson, Don (73.25)

Year	1st	2nd	3rd	4th	Total	Finish	Money
1976	76	70	73	74	293	T14	\$6,223.00

## Jacklin, Tony (72.81)

Year	1st	2nd	3rd	4th	Total	Finish	Money
1968	74	70	69	70	283	T7	\$5,750.00
1970	69	68	67	76	280	T2	11,633.34
1971	77	75	75	74	301	T25	2,220.00
1972	78	70	75	78	301	T25	2,700.00
<b>Total</b>							<b>\$22,303.34</b>

## Jacobsen, Peter (72.94)

Year	1st	2nd	3rd	4th	Total	Finish	Money
1981	71	71	76	76	294	T21	\$4,500.00
1985	73	72	72	75	292	T21	5,700.00
1991	71	76	71	76	294	T26	12,118.75
2004	70	71	73	73	287	T15	89,166.67
<b>Total</b>							<b>\$111,485.42</b>

## Jacobs, Tommy (72.17)

Year	1st	2nd	3rd	4th	Total	Finish	Money
1959	72	76	69	76	293	T13	\$1,250.00
1962	78	69	68	76	291	T18	1,125.00
1964	70	75	68	69	282	T4	3,020.00
<b>Total</b>							<b>\$5,395.00</b>

## Jaekel, Barry (75.75)

Year	1st	2nd	3rd	4th	Total	Finish	Money
1979	78	73	78	74	303	T26	\$3,700.00

## Jamieson, Jim (71.25)

Year	1st	2nd	3rd	4th	Total	Finish	Money
1973	68	76	70	71	285	T5	\$6,921.40

## January, Don (72.13)

Year	1st	2nd	3rd	4th	Total	Finish	Money
1957	78	65	73	73	289	T6	\$1,326.67
1960	71	73	69	68	281	T11	1,190.00
1962	75	72	70	71	288	T10	1,650.00
1963	76	72	71	71	290	T17	1,175.00
1967	67	74	77	73	291	T16	2,200.00
1968	70	68	69	69	276	T1	30,000.00
1969	71	78	73	72	294	T12	3,416.67
1970	78	78	75	77	308	T31	2,000.00
1976	71	68	69	69	277	T1	45,000.00
1977	77	74	71	69	291	T24	3,062.50
<b>Total</b>							<b>\$91,020.84</b>

## Janzen, Lee (71.40)

Year	1st	2nd	3rd	4th	Total	Finish	Money
1993	76	72	74	72	294	T28	\$12,225.00
1994	71	74	74	70	289	T20	20,250.00
1995	72	63	76	71	282	T9	28,750.00
1996	71	65	72	71	279	T7	30,625.00
1999	69	72	74	69	284	T13	63,050.00
<b>Total</b>							<b>\$154,900.00</b>

## Jenkins, Tom (74.17)

Year	1st	2nd	3rd	4th	Total	Finish	Money
1974	73	74			147	CUT	
1976	77	75	71	75	298	T20	\$4,848.00
<b>Total</b>							<b>\$4,848.00</b>

## Johnson, Dustin (69.30)

Year	1st	2nd	3rd	4th	Total	Finish	Money
2009	72	72	68	67	279	T11	\$152,000.00
2010	67	71	72	69	279	T16	110,000.00
2011	71	66	73	68	278	T9	162,000.00
2013	69	66	68	203	1		1,140,000.00
2014	70	66	69	73	278	T6	198,750.00
2016	73	67	68	69	277	T10	148,000.00
2017	69	70	69	69	277	T6	210,000.00
<b>Total</b>							<b>\$2,120,750.00</b>

## Johnson, Howie (74.38)

Year	1st	2nd	3rd	4th	Total	Finish	Money
1958	72	75	68	74	289	T18	\$1,080.00
1959	74	74	79	79	306	T25	1,010.00
<b>Total</b>							<b>\$2,090.00</b>



# Individual Player Records

## Johnson, Richard (71.00)

Year	1st	2nd	3rd	4th	Total	Finish	Money
2009	72	72	71	69	284	T21	\$71,000.00

## Johnson, Zach (70.31)

Year	1st	2nd	3rd	4th	Total	Finish	Money
2005	72	70	71	73	286	T23	\$75,000.00
2008	76	67	71	73	287	T20	81,000.00
2009	71	75	64	67	277	T6	189,250.00
2010	72	69	71	68	280	18	95,000.00
2011	71	73	69	71	284	T23	67,000.00
2013	74	72	72	72	218	T18	87,600.00
2014	67	66	74	66	273	1	1,140,000.00
2015	68	67	73	67	275	7	190,000.00
2016	75	69	70	67	281	T21	78,333.34
<b>Total</b>							<b>\$2,003,183.34</b>

## Johnston, Al (73.50)

Year	1st	2nd	3rd	4th	Total	Finish	Money
1963	79	72	72	71	294	T22	\$1,000.00

## Johnston, Bill (72.88)

Year	1st	2nd	3rd	4th	Total	Finish	Money
1958	69	78	72	71	290	T19	\$1,050.00
1961	71	70	74	78	293	18	1,320.00
<b>Total</b>							<b>\$2,370.00</b>

## Jones, Grier (72.38)

Year	1st	2nd	3rd	4th	Total	Finish	Money
1972	79	72	68	72	291	14	\$4,200.00
1973	69	75	73	71	288	T10	5,516.00
<b>Total</b>							<b>\$9,716.00</b>

## Jones, Matt (69.50)

Year	1st	2nd	3rd	4th	Total	Finish	Money
2015	69	72	68	69	278	T11	\$140,000.00

## Jones, Steve (70.67)

Year	1st	2nd	3rd	4th	Total	Finish	Money
1989	69	69	72	69	279	1	\$135,000.00
1990	72	72	70		214	W/D	
1997	70	71	68		209	T6	41,700.00
1998	69	71	72	68	280	T13	38,675.00
1999	75	69	73	73	290	T22	43,550.00
<b>Total</b>							<b>\$258,925.00</b>

## Karl, Richie (75.50)

Year	1st	2nd	3rd	4th	Total	Finish	Money
1975	73	75	74	80	302	30	\$2,060.00

## Kaufman, Smylie (69.50)

Year	1st	2nd	3rd	4th	Total	Finish	Money
2016	70	69	71	68	278	T15	\$108,666.67

## Kaye, Jonathan (69.50)

Year	1st	2nd	3rd	4th	Total	Finish	Money
2004	74	70	66	74	284	12	\$130,000.00
2005	68	67	66	71	272	2	600,000.00
<b>Total</b>							<b>\$730,000.00</b>

## Kelly, Jerry (69.88)

Year	1st	2nd	3rd	4th	Total	Finish	Money
2003	65	70	67	70	272	T10	\$125,000.00
2010	69	70	74	74	287	T23	78,000.00
<b>Total</b>							<b>\$203,000.00</b>

## Kim, Anthony (69.50)

Year	1st	2nd	3rd	4th	Total	Finish	Money
2009	71	68	68	67	274	T2	\$523,500.00
2011	69	71	74	68	282	T19	75,500.00
<b>Total</b>							<b>\$599,000.00</b>

## Kim, Si Woo (73.00)

Year	1st	2nd	3rd	4th	Total	Finish	Money
2017	75	70	69	78	292	T30	\$62,500.00
<b>Total</b>							<b>\$62,500.00</b>

## Kirk, Chris (70.13)

Year	1st	2nd	3rd	4th	Total	Finish	Money
2012	75	66	70	67	278	T7	\$190,000.00
2014	66	75	68	73	282	T16	100,250.00
2015	68	76	73	62	279	T14	110,000.00
2016	70	71	70	72	283	T24	70,000.00
<b>Total</b>							<b>\$470,250.00</b>

## Kisner, Kevin (69.00)

Year	1st	2nd	3rd	4th	Total	Finish	Money
2016	69	65	71	71	276	9	\$178,000.00

## Kite, Tom (70.69)

Year	1st	2nd	3rd	4th	Total	Finish	Money
1977	74	68	70	76	288	T13	\$5,137.33
1979	76	69	68	72	285	7	12,000.00
1981	69	73	73	68	283	T6	12,000.00
1982	72	74	65	73	284	T6	12,840.00
1983	69	75	72	72	288	T12	10,000.00
1984	71	67	74	73	285	T6	15,666.67
1985	64	72	70	69	275	1	72,000.00
1986	69	66	73	75	283	10	16,500.00
1987	76	70	67	74	287	T15	10,666.67
1988	70	70	71		211	T11	10,620.00
1990	73	72	70	75	290	T22	11,100.00
1991	68	67	68	69	272	1	144,000.00
1992	73	72	70	74	289	T13	17,375.00
1993	69	71	69	64	273	2	86,400.00
1994	73	68	69	68	278	3	80,000.00
<b>Total</b>							<b>\$516,305.67</b>

## Knox, Kenny (72.18)

Year	1st	2nd	3rd	4th	Total	Finish	Money
1987	74	74	71	75	294	T24	\$8,525.00
1988	70	71	74		215	T26	6,100.00
1991	71	76	72	66	285	T15	16,500.00
<b>Total</b>							<b>\$31,125.00</b>

## Knox, Russell (70.63)

Year	1st	2nd	3rd	4th	Total	Finish	Money
2016	71	72	69	72	284	27	\$66,000.00
2017	71	69	68	73	281	T17	98,333.33
<b>Total</b>							<b>\$164,333.33</b>

## Knudson, George (72.88)

Year	1st	2nd	3rd	4th	Total	Finish	Money
1962	75	73	71	75	294	T21	\$1,000.00
1964	72	70	74	75	291	T19	1,095.00
1965	69	74	72	74	289	10	2,400.00
1968	73	72	70	75	290	T17	2,975.00
1971	70	76	71	76	293	T11	3,700.00
1973	74	70	72	76	292	T16	4,091.34
<b>Total</b>							<b>\$15,261.34</b>

## Koch, Gary (72.44)

Year	1st	2nd	3rd	4th	Total	Finish	Money
1977	69	72	73	72	286	T8	\$6,917.50
1983	67	76	69	76	288	T12	10,000.00
1984	74	68	75	73	290	T17	6,066.67
1989	77	72	73	73	295	T25	10,600.00
<b>Total</b>							<b>\$33,584.17</b>

## Koepka, Brooks (67.75)

Year	1st	2nd	3rd	4th	Total	Finish	Money
2016	69	68	63	71	271	T3	\$381,000.00

## Kraft, Greg (72.00)

Year	1st	2nd	3rd	4th	Total	Finish	Money
2009	72	73	68	75	288	T29	\$57,500.00

## Kratzert, Billy (72.58)

Year	1st	2nd	3rd	4th	Total	Finish	Money
1978	70	67	75	72	284	T4	\$9,527.00
1981	72	74	74	79	299	T25	3,750.00
1985	72	71	73	72	288	T12	9,725.00
<b>Total</b>							<b>\$23,002.00</b>

# Individual Player Records

## Kroll, Ted (73.05)

Year	1st	2nd	3rd	4th	Total	Finish	Money
1953	71	70	70	79	290	T12	\$1,000.00
1954	68	73	78	74	293	13	1,000.00
1956	72	73	73	71	289	T4	1,400.00
1957	79	75	83	71	308	23	1,000.00
1963	72	71	69	69	281	T4	2,900.00
<b>Total</b>							<b>\$7,300.00</b>

## Kuchar, Matt (69.57)

Year	1st	2nd	3rd	4th	Total	Finish	Money
2003	70	70	73	68	281	T25	\$61,250.00
2010	67	68	71	67	273	3	426,000.00
2011	69	70	66	69	274	T6	201,500.00
2013	74	71	69		214	T9	175,000.00
2014	68	68	75	67	278	T6	198,750.00
2015	68	70	74	68	280	T17	90,333.33
<b>Total</b>							<b>\$1,152,833.33</b>

## Laird, Martin (69.08)

Year	1st	2nd	3rd	4th	Total	Finish	Money
2010	67	68	69	70	274	T4	\$300,000.00
2012	68	70	67	67	272	2	650,000.00
2014	71	72	70	70	283	20	87,000.00
<b>Total</b>							<b>\$1,037,000.00</b>

## Lamely, Derek (74.00)

Year	1st	2nd	3rd	4th	Total	Finish	Money
2011	72	76	78	70	296	32	\$55,000.00

## Lancaster, Neal (73.00)

Year	1st	2nd	3rd	4th	Total	Finish	Money
1995	72	75	70	75	292	23	\$16,750.00

## Langer, Bernhard (70.88)

Year	1st	2nd	3rd	4th	Total	Finish	Money
1985	76	66	72	74	288	T12	\$9,725.00
1986	69	69	71	70	279	T4	25,000.00
<b>Total</b>							<b>\$34,725.00</b>

## Lawrie, Paul (72.25)

Year	1st	2nd	3rd	4th	Total	Finish	Money
2000	76	73	68	72	289	T8	\$79,000.00

## Lee, Danny (69.50)

Year	1st	2nd	3rd	4th	Total	Finish	Money
2016	67	68	71	72	278	T15	\$108,666.67

## Leggatt, Ian (70.50)

Year	1st	2nd	3rd	4th	Total	Finish	Money
2003	69	67	79	67	282	T29	\$56,500.00

## Lehman, Tom (70.27)

Year	1st	2nd	3rd	4th	Total	Finish	Money
1995	75	68	72	66	281	T5	\$35,250.00
1996	71	69	72	70	282	T12	24,750.00
1997	66	67	69		202	2	129,600.00
2001	74	73	71	71	289	T26	51,500.00
<b>Total</b>							<b>\$241,100.00</b>

## Leishman, Marc (73.67)

Year	1st	2nd	3rd	4th	Total	Finish	Money
2013	75	75	71		221	T23	\$73,000.00

## Lema, Tony (72.75)

Year	1st	2nd	3rd	4th	Total	Finish	Money
1963	72	69	71	66	278	T2	\$5,300.00
1964	77	80	70	68	295	T24	1,045.00
1965	73	71	73	77	294	15	1,500.00
1966	77	75	69	76	297	T22	1,750.00
<b>Total</b>							<b>\$9,595.00</b>

## Leonard, Justin (70.69)

Year	1st	2nd	3rd	4th	Total	Finish	Money
1997	69	71	74		214	T22	\$19,560.00
1998	73	73	69	71	286	T25	26,562.50
1999	68	72	68	69	277	T5	94,900.00
2001	67	73	69	71	280	T8	99,000.00
2002	70	72	75	71	288	T18	73,000.00
2003	71	68	71	68	278	T19	75,000.00
2004	68	73	71	73	285	T13	115,000.00
2006	72	78	72	72	294	8	185,000.00
2008	73	68	69	69	279	T8	175,000.00
2009	74	67	65	70	276	5	261,000.00
<b>Total</b>							<b>\$1,124,022.50</b>

## Leonard, Stan (70.67)

Year	1st	2nd	3rd	4th	Total	Finish	Money
1958	69	69	69	68	275	1	\$10,000.00
1959	71	73	70	75	289	T4	1,606.66
1961	69	67	74	74	284	T6	1,760.00
<b>Total</b>							<b>\$13,366.66</b>

## Levi, Wayne (71.97)

Year	1st	2nd	3rd	4th	Total	Finish	Money
1980	74	74	70	73	291	21	\$4,400.00
1981	75	73	77	76	301	28	3,500.00
1982	71	72	71	70	284	T6	12,840.00
1983	72	69	74	70	285	8	15,000.00
1984	74	68	72	72	286	T9	11,500.00
1985	69	72	73	74	288	T12	9,725.00
1986	70	72	73	77	292	25	7,200.00
1991	70	71	69	66	276	T3	41,600.00
<b>Total</b>							<b>\$105,765.00</b>

## Lewis, J.L. (73.88)

Year	1st	2nd	3rd	4th	Total	Finish	Money
2000	78	81	70	74	303	T27	\$46,250.00
2004	70	71	69	78	288	T21	79,000.00
<b>Total</b>							<b>\$125,250.00</b>

## Lickliter II, Frank (72.75)

Year	1st	2nd	3rd	4th	Total	Finish	Money
2002	66	74	77	72	289	T20	\$69,000.00
2004	73	76	70	74	293	T26	70,000.00
<b>Total</b>							<b>\$139,000.00</b>

## Lietzke, Bruce (71.06)

Year	1st	2nd	3rd	4th	Total	Finish	Money
1977	71	70	74	66	281	2	\$26,000.00
1979	72	66	70	73	281	T2	29,500.00
1981	68	71	69	70	278	3	23,500.00
1982	70	74	72	72	288	T16	6,400.00
1983	75	74	71	72	292	17	7,500.00
1984	72	68	71	68	279	2	43,200.00
1989	77	73	72	69	291	T19	12,750.00
1993	74	70	73	73	290	24	13,225.00
1995	71	69	71	67	278	2	108,000.00
<b>Total</b>							<b>\$270,075.00</b>

## Lindsey, Pat (73.25)

Year	1st	2nd	3rd	4th	Total	Finish	Money
1984	75	72	73	73	293	T24	\$4,750.00

## Lingmerth, David (69.50)

Year	1st	2nd	3rd	4th	Total	Finish	Money
2016	71	71	66	70	278	T15	\$108,666.66

## Lister, John (72.50)

Year	1st	2nd	3rd	4th	Total	Finish	Money
1977	75	68	73	74	290	T21	\$3,557.00

# Individual Player Records

## Littler, Gene (71.69)

Year	1st	2nd	3rd	4th	Total	Finish	Money
1954	69	68	76	76	289	T7	\$1,000.00
1955	69	71	68	72	280	1	10,000.00
1956	70	71	69	71	281	1	10,000.00
1957	73	73	69	70	285	1	10,000.00
1958	68	74	71	68	281	T4	1,390.00
1959	71	72	71	71	285	3	3,000.00
1960	75	70	73	67	285	19	1,040.00
1961	71	72	73	73	289	T13	1,500.00
1962	72	71	71	73	287	9	1,850.00
1963	73	74	68	69	284	T8	1,850.00
1966	79	72	71	72	294	T14	2,300.00
1969	75	68	75	72	290	5	8,000.00
1971	72	71	74	71	288	5	6,770.00
1974	70	69	75	71	285	T5	8,133.34
1975	69	72	74	70	285	T7	6,667.50
1976	73	77	73	72	295	T16	5,723.00
1978	75	71	73	73	292	T18	4,310.00
<b>Total</b>							<b>\$83,533.84</b>

## Lohr, Bob (71.75)

Year	1st	2nd	3rd	4th	Total	Finish	Money
1989	70	74	70	73	287	T10	\$20,000.00

## Lonard, Peter (74.00)

Year	1st	2nd	3rd	4th	Total	Finish	Money
2006	74	74	73	75	296	10	\$165,000.00

## Lotz, Dick (74.25)

Year	1st	2nd	3rd	4th	Total	Finish	Money
1969	67	78	70	77	292	T7	\$5,500.00
1970	78	73	71	72	294	T22	2,300.00
1971	77	77	77	74	305	T29	2,112.50
<b>Total</b>							<b>\$9,912.50</b>

## Love III, Davis (70.35)

Year	1st	2nd	3rd	4th	Total	Finish	Money
1988	73	72	72		217	T30	\$5,700.00
1991	74	72	69	73	288	T18	15,000.00
1992	69	71	73	70	283	T7	25,800.00
1993	67	67	69	69	272	1	144,000.00
1994	71	69	72	68	280	T4	46,625.00
1996	72	71	67	68	278	6	36,000.00
1997	70	67	72		209	T6	41,700.00
1998	70	72	67	71	280	T13	38,675.00
1999	69	68	71	70	278	8	81,900.00
2002	69	72	78	68	287	T16	77,500.00
2004	69	71	69	72	281	T9	155,000.00
2007	70	71	75	68	284	T4	260,000.00
2009	69	70	68	67	274	T2	523,500.00
2016	75	72	71	70	288	T29	61,500.00
<b>Total</b>							<b>\$1,512,900.00</b>

## Lowery, Steve (73.00)

Year	1st	2nd	3rd	4th	Total	Finish	Money
1995	71	79	70	71	291	22	\$17,250.00
2001	80	73	71	75	299	33	45,000.00
2009	69	75	70	72	286	T24	64,000.00
<b>Total</b>							<b>\$126,250.00</b>

## Lunde, Bill (69.75)

Year	1st	2nd	3rd	4th	Total	Finish	Money
2011	70	68	70	71	279	T12	\$132,000.00

## Lunn, Bob (73.81)

Year	1st	2nd	3rd	4th	Total	Finish	Money
1969	75	74	73	77	299	20	\$2,500.00
1970	75	72	72	75	294	T22	2,300.00
1971	72	77	70	77	296	T16	2,720.00
1973	73	77	69	73	292	T16	4,091.33
<b>Total</b>							<b>\$11,611.33</b>

## Lye, Mark (74.25)

Year	1st	2nd	3rd	4th	Total	Finish	Money
1984	74	77	74	72	297	33	\$4,000.00

## Lyle, Sandy (71.13)

Year	1st	2nd	3rd	4th	Total	Finish	Money
1986	70	72	71	72	285	T13	\$13,000.00
1987	72	72	71	68	283	T8	15,566.67
1988	72	72	68		212	T16	8,266.66
1989	71	71	71	74	287	T10	20,000.00
<b>Total</b>							<b>\$56,833.33</b>

## MacKenzie, Will (70.50)

Year	1st	2nd	3rd	4th	Total	Finish	Money
2007	69	70	73	72	284	T4	\$260,000.00
2009	72	70	69	69	280	T12	132,000.00
<b>Total</b>							<b>\$392,000.00</b>

## Magee, Andrew (73.42)

Year	1st	2nd	3rd	4th	Total	Finish	Money
1989	68	75	79	73	295	T25	\$10,600.00
1992	73	72	71	73	289	T13	17,375.00
1995	75	72	75	75	297	T26	15,375.00
<b>Total</b>							<b>\$43,350.00</b>

## Maggert, Jeff (73.00)

Year	1st	2nd	3rd	4th	Total	Finish	Money
1994	72	74	65	69	280	T4	\$46,625.00
2000	80	72	69	72	293	T16	65,000.00
2007	76	74	74	79	303	30	54,000.00
<b>Total</b>							<b>\$165,625.00</b>

## Mahaffey, John (71.64)

Year	1st	2nd	3rd	4th	Total	Finish	Money
1974	70	70	71	70	281	T2	\$19,500.00
1981	71	72	77	72	292	T20	4,800.00
1982	73	73	75	69	290	T20	4,775.00
1984	71	71	71	73	286	T9	11,500.00
1986	73	75	68	72	288	T21	7,800.00
1987	70	68	71	75	284	11	14,000.00
1990	74	69	73	69	285	T14	16,500.00
<b>Total</b>							<b>\$78,875.00</b>

## Mahan, Hunter (71.07)

Year	1st	2nd	3rd	4th	Total	Finish	Money
2008	73	72	69	64	278	T5	\$218,000.00
2011	70	70	78	67	285	T25	62,000.00
2013	72	77	74		223	T26	67,000.00
2015	71	71	69	69	280	T17	90,333.33
<b>Total</b>							<b>\$437,333.33</b>

## Makalena, Ted (74.50)

Year	1st	2nd	3rd	4th	Total	Finish	Money
1967	72	76	73	77	298	24	\$1,600.00

## Malnati, Peter (68.75)

Year	1st	2nd	3rd	4th	Total	Finish	Money
2016	71	66	69	69	275	T6	\$202,333.33

## Maltbie, Roger (72.83)

Year	1st	2nd	3rd	4th	Total	Finish	Money
1976	77	72	75	73	297	19	\$5,098.00
1977	71	71	77	73	292	T26	2,650.67
1986	74	71	69	71	285	T13	13,000.00
<b>Total</b>							<b>\$20,748.67</b>

## Mangrum, Lloyd (71.31)

Year	1st	2nd	3rd	4th	Total	Finish	Money
1953	70	72	74	69	285	T3	\$1,500.00
1954	68	71	74	71	284	T2	3,750.00
1955	70				70	W/D	
1956	75	70	74	69	288	3	2,200.00
<b>Total</b>							<b>\$8,450.00</b>

## Marr, Dave (72.88)

Year	1st	2nd	3rd	4th	Total	Finish	Money
1962	74	75	74	71	294	T21	\$1,000.00
1966	71	72	71	75	289	T7	3,233.33
<b>Total</b>							<b>\$4,233.33</b>

## Marsh, Graham (70.75)

Year	1st	2nd	3rd	4th	Total	Finish	Money
1977	73	72	72	66	283	T3	\$11,949.67

# Individual Player Records

## Martin, Ben (69.50)

Year	1st	2nd	3rd	4th	Total	Finish	Money
2015	67	72	70	69	278	T11	\$140,000.00

## Maruyama, Shigeki (71.50)

Year	1st	2nd	3rd	4th	Total	Finish	Money
2002	72	75	72	71	290	T22	\$64,000.00
2003	66	72	70	73	281	T25	61,250.00
2004	69	72	72	74	287	T15	89,166.67
<b>Total</b>							<b>\$214,416.67</b>

## Massengale, Don (73.38)

Year	1st	2nd	3rd	4th	Total	Finish	Money
1966	74	72	69	72	287	4	\$5,600.00
1967	72	73	78	77	300	25	1,550.00
<b>Total</b>							<b>\$7,150.00</b>

## Massengale, Rik (72.88)

Year	1st	2nd	3rd	4th	Total	Finish	Money
1976	76	75	73	75	299	21	\$4,598.00
1977	72	72	71	69	284	6	7,925.00
<b>Total</b>							<b>\$12,523.00</b>

## Matsuyama, Hideki (68.13)

Year	1st	2nd	3rd	4th	Total	Finish	Money
2015	70	66	66	70	272	T3	\$332,666.66
2017	69	68	66	70	273	2	712,000.00
<b>Total</b>							<b>\$1,044,666.66</b>

## Matteson, Troy (71.75)

Year	1st	2nd	3rd	4th	Total	Finish	Money
2007	73	70	70	74	287	T11	\$145,000.00
2010	73	70	73	71	287	T23	78,000.00
<b>Total</b>							<b>\$223,000.00</b>

## Mattiace, Len (70.00)

Year	1st	2nd	3rd	4th	Total	Finish	Money
2003	75	68	69	68	280	24	\$66,000.00

## Maxwell, Billy (72.46)

Year	1st	2nd	3rd	4th	Total	Finish	Money
1955	77	67	74	78	296	T5	\$1,326.67
1957	76	74	69	69	288	T2	2,230.00
1958	71	71	74	70	286	T12	1,190.00
1959	72	73	73	72	290	T7	1,360.00
1961	75	70	71	73	289	T13	1,500.00
1962	74	73	73	73	293	20	1,050.00
1963	73	73	72	69	287	T15	1,275.00
<b>Total</b>							<b>\$9,931.67</b>

## Mayer, Dick (73.20)

Year	1st	2nd	3rd	4th	Total	Finish	Money
1954	73	79	73	71	296	17	\$1,000.00
1956	77	69	74	70	290	T7	1,260.00
1957	78	70	69	72	289	T6	1,326.67
1958	76	71	68	72	287	T14	1,140.00
1966	77	73	76	76	302	26	1,500.00
<b>Total</b>							<b>\$6,226.67</b>

## Mayfair, Billy (70.58)

Year	1st	2nd	3rd	4th	Total	Finish	Money
1994	72	68	72	73	285	T13	\$25,000.00
1996	73	75	69	70	287	T19	18,500.00
1999	66	69	69	71	275	T2	228,800.00
<b>Total</b>							<b>\$272,300.00</b>

## Mayfield, Shelley (73.00)

Year	1st	2nd	3rd	4th	Total	Finish	Money
1954	72	74	76	73	295	T15	\$1,000.00
1956	72	73	73	71	289	T4	1,400.00
<b>Total</b>							<b>\$2,400.00</b>

## McCallister, Blaine (72.44)

Year	1st	2nd	3rd	4th	Total	Finish	Money
1989	74	72	74	72	292	T21	\$11,750.00
1990	74	74	73	74	295	28	10,000.00
1992	65	75	74	71	285	10	21,700.00
1994	74	74	68	71	287	T17	21,500.00
<b>Total</b>							<b>\$64,950.00</b>

## McCallister, Bob (74.88)

Year	1st	2nd	3rd	4th	Total	Finish	Money
1962	77	70	77	76	300	27	\$1,000.00
1965	72	74	75	78	299	22	1,100.00
<b>Total</b>							<b>\$2,100.00</b>

## McCarron, Scott (69.82)

Year	1st	2nd	3rd	4th	Total	Finish	Money
1997	70	72	69		211	T11	\$30,600.00
1998	70	71	70	68	279	12	43,775.00
2002	71	72	69	66	278	T5	150,000.00
<b>Total</b>							<b>\$224,375.00</b>

## McCumber, Mark (72.39)

Year	1st	2nd	3rd	4th	Total	Finish	Money
1979	78	78	75	78	309	27	\$3,600.00
1984	69	80	74	72	295	T29	4,350.00
1985	69	71	71	70	281	2	49,000.00
1986	68	73	70	73	284	T11	15,000.00
1988	72	68	70		210	T7	15,062.50
1989	75	73	73	74	295	T25	10,600.00
1990	69	73	69	73	284	T10	19,625.00
1995	70	72	72	72	286	T16	21,250.00
<b>Total</b>							<b>\$138,487.50</b>

## McDowell, Graeme (69.63)

Year	1st	2nd	3rd	4th	Total	Finish	Money
2011	71	68	68	62	269	3	\$412,000.00
2016	75	70	72	71	288	T29	61,500.00
<b>Total</b>							<b>\$473,500.00</b>

## McGee, Jerry (72.83)

Year	1st	2nd	3rd	4th	Total	Finish	Money
1975	71	75	75	69	290	14	\$4,683.00
1978	72	72	71	76	291	T15	4,925.33
1980	72	77	72	72	293	T24	3,775.00
<b>Total</b>							<b>\$13,383.33</b>

## McGirt, William (69.50)

Year	1st	2nd	3rd	4th	Total	Finish	Money
2017	70	69	66	73	278	T9	\$172,333.33
<b>Total</b>							<b>\$172,333.33</b>

## McGovern, Jim (72.50)

Year	1st	2nd	3rd	4th	Total	Finish	Money
1994	73	71	73	73	290	22	\$19,500.00
<b>Total</b>							<b>\$19,500.00</b>

## McGowan, Jack (72.75)

Year	1st	2nd	3rd	4th	Total	Finish	Money
1965	71	73	72	75	291	T12	\$1,825.00

## McLachlin, Parker (71.50)

Year	1st	2nd	3rd	4th	Total	Finish	Money
2009	77	69	69	71	286	T24	\$64,000.00

## McLendon, Mac (72.58)

Year	1st	2nd	3rd	4th	Total	Finish	Money
1977	74	74	70	70	288	T13	\$5,137.34
1978	70	70	71	73	284	T4	9,527.00
1979	73	76	74	76	299	T20	4,500.00
<b>Total</b>							<b>\$19,164.34</b>

## McMullen, John (73.00)

Year	1st	2nd	3rd	4th	Total	Finish	Money
1959	68	72	76	76	292	T10	\$1,300.00

## McNeill, George (73.57)

Year	1st	2nd	3rd	4th	Total	Finish	Money
2008	74	69	72	75	290	T25	\$72,000.00
2013	79	73	73		225	T28	63,000.00
<b>Total</b>							<b>\$135,000.00</b>

## McRoy, Spike (70.50)

Year	1st	2nd	3rd	4th	Total	Finish	Money
2003	72	71	73	66	282	T29	\$56,500.00

## Mediate, Rocco (71.13)

Year	1st	2nd	3rd	4th	Total	Finish	Money
1992	73	68	68	71	280	T3	\$41,600.00
1994	72	71	77	72	292	24	18,500.00
2000	79	73	73	68	293	T16	65,000.00
2001	70	69	70	69	278	6	126,000.00
2003	72	69	65	63	269	T2	450,000.00
2011	79	70	75	71	295	31	56,000.00
<b>Total</b>							<b>\$757,100.00</b>

# Individual Player Records

## Menne, Bob (75.00)

Year	1st	2nd	3rd	4th	Total	Finish	Money
1975	75	76	74	75	300	T27	\$2,309.00

## Merrick, John (73.00)

Year	1st	2nd	3rd	4th	Total	Finish	Money
2014	71	76	71	74	292	T28	\$63,000.00

## Merritt, Troy (70.00)

Year	1st	2nd	3rd	4th	Total	Finish	Money
2016	75	68	70	67	280	T18	\$90,000.00

## Micheel, Shaun (71.25)

Year	1st	2nd	3rd	4th	Total	Finish	Money
2004	70	71	69	75	285	T13	\$115,000.00

## Mickelson, Phil (71.55)

Year	1st	2nd	3rd	4th	Total	Finish	Money
1992	74	71	77	75	297	T30	
1994	70	68	70	68	276	1	\$180,000.00
1995	72	73	71	73	289	19	19,250.00
1996	74	72	74	74	294	28	15,050.00
1997	71	68	72		211	T11	30,600.00
1998	68	67	68	68	271	1	306,000.00
1999	72	70	70	78	290	T22	43,550.00
2001	72	73	72	73	290	T28	49,500.00
<b>Total</b>							<b>\$643,950.00</b>

## Middlecoff, Cary (73.00)

Year	1st	2nd	3rd	4th	Total	Finish	Money
1953	72	68	71	74	285	T3	\$1,500.00
1954	70	71	71	73	285	4	1,750.00
1955	71	74	74	77	296	T5	1,326.66
1956	79	68	68	70	285	2	4,000.00
1957	75	72	73	73	293	T11	1,220.00
1959	72	73	75	85	305	24	1,040.00
1962	69	70	80	76	295	24	1,000.00
<b>Total</b>							<b>\$11,836.66</b>

## Miller, Allen (75.00)

Year	1st	2nd	3rd	4th	Total	Finish	Money
1975	71	75	76	78	300	T27	\$2,309.00

## Miller, Johnny (72.17)

Year	1st	2nd	3rd	4th	Total	Finish	Money
1972	75	75	76	73	299	T22	\$2,900.00
1973	72	78	71	69	290	13	4,802.00
1974	75	69	67	69	280	1	40,000.00
1975	74	75	77	65	291	T15	4,413.00
1976	77	72	73	70	292	T10	7,273.00
1977	67	74	73	69	283	T3	11,949.67
1980	73	68	73	71	285	10	9,500.00
1981	71	71	71	75	288	T14	6,750.00
1982	74	70	73	67	284	T6	12,840.00
1983	69	75	79	72	295	20	6,200.00
1988	68	75	71		214	T21	6,760.00
1995	71	71	77		219	W/D	
<b>Total</b>							<b>\$113,387.67</b>

## Mitchell, Bobby (71.50)

Year	1st	2nd	3rd	4th	Total	Finish	Money
1972	71	65	74	70	280	1	\$33,000.00
1973	73	72	73	74	292	T16	4,091.33
<b>Total</b>							<b>\$37,091.33</b>

## Mitchell, Jeff (73.50)

Year	1st	2nd	3rd	4th	Total	Finish	Money
1980	69	76	74	75	294	T26	\$3,500.00

## Mize, Larry (72.75)

Year	1st	2nd	3rd	4th	Total	Finish	Money
1984	71	72	73	78	294	28	\$4,500.00
1988	73	67	71		211	T11	10,620.00
1994	77				77	W/D	
<b>Total</b>							<b>\$15,120.00</b>

## Molder, Bryce (69.50)

Year	1st	2nd	3rd	4th	Total	Finish	Money
2012	71	70	67	70	278	T7	\$190,000.00

## Molinari, Francesco (70.00)

Year	1st	2nd	3rd	4th	Total	Finish	Money
2011	69	67	74	70	280	T15	\$107,000.00

## Monti, Eric (73.08)

Year	1st	2nd	3rd	4th	Total	Finish	Money
1955	70	79	75	78	302	T15	\$1,110.00
1960	72	73	71	75	291	21	1,000.00
1962	74	70	70	70	284	6	2,500.00
<b>Total</b>							<b>\$4,610.00</b>

## Moody, Orville (71.00)

Year	1st	2nd	3rd	4th	Total	Finish	Money
1970	72	71	71	70	284	6	\$6,400.00

## Moore, Ryan (70.32)

Year	1st	2nd	3rd	4th	Total	Finish	Money
2010	69	68	68	70	275	T6	\$208,333.33
2013	72	77	76		225	T28	63,000.00
2014	67	71	72	69	279	10	170,000.00
2015	71	70	69	71	281	T20	80,000.00
2017	67	67	71	71	276	T3	359,000.00
<b>Total</b>							<b>\$880,333.33</b>

## Morgan, Gil (72.25)

Year	1st	2nd	3rd	4th	Total	Finish	Money
1978	74	72	72	69	287	10	\$6,569.00
1979	71	72	76	78	297	17	5,600.00
1980	71	71	69	73	284	T8	10,625.00
1983	71	71	78	69	289	15	8,500.00
1991	73	74	70	71	288	T18	15,000.00
<b>Total</b>							<b>\$46,294.00</b>

## Morley, Mike (74.50)

Year	1st	2nd	3rd	4th	Total	Finish	Money
1978	72	81	76	69	298	29	\$2,503.00

## Morse, John (72.00)

Year	1st	2nd	3rd	4th	Total	Finish	Money
1996	74	71	72	71	288	T22	\$17,000.00

## Mudd, Jodie (73.42)

Year	1st	2nd	3rd	4th	Total	Finish	Money
1989	77	76	79	72	304	32	\$9,500.00
1990	74	73	74	71	292	26	10,400.00
1991	71	72	71	71	285	T15	16,500.00
<b>Total</b>							<b>\$36,400.00</b>

## Murphy, Bob (74.38)

Year	1st	2nd	3rd	4th	Total	Finish	Money
1969	79	72	79	79	309	27	\$2,100.00
1971	75	75	76	73	299	T22	2,320.00
1975	74	73	69	72	288	T11	5,104.00
1987	74	76	71	73	294	T24	8,525.00
<b>Total</b>							<b>\$18,049.00</b>

## Na, Kevin (70.00)

Year	1st	2nd	3rd	4th	Total	Finish	Money
2012	73	64	71	72	280	T12	\$130,000.00

## Nagle, Kel (70.75)

Year	1st	2nd	3rd	4th	Total	Finish	Money
1965	71	73	69	70	283	T4	\$4,750.00

## Nelson, Larry (70.93)

Year	1st	2nd	3rd	4th	Total	Finish	Money
1979	74	69	69	72	284	T5	\$15,000.00
1980	70	68	73	76	287	T15	6,250.00
1981	71	67	72	71	281	5	15,000.00
1982	74	73	71	72	290	T20	4,775.00
1984	71	73	69	73	286	T9	11,500.00
1985	70	69	72	73	284	6	18,250.00
1988	68	67	68		203	2	54,000.00
<b>Total</b>							<b>\$124,775.00</b>

## Newton, Jack (75.25)

Year	1st	2nd	3rd	4th	Total	Finish	Money
1979	72	78	78	73	301	25	\$3,800.00



# Individual Player Records

## Nichols, Bobby (73.17)

Year	1st	2nd	3rd	4th	Total	Finish	Money
1962	76	78	78	71	303	28	\$1,000.00
1963	75	73	75	71	294	T22	1,000.00
1964	71	80	69	71	291	T19	1,095.00
1965	73	75	73	81	302	24	1,050.00
1966	73	72	70	74	289	T7	3,233.33
1967	68	71	75	70	284	T4	4,700.00
1971	71	75	72	71	289	6	5,940.00
1974	74	69	74	71	288	T13	5,200.00
1975	70	74	77	73	294	T20	3,512.50
<b>Total</b>							<b>\$26,730.83</b>

## Nicklaus, Jack (71.33)

Year	1st	2nd	3rd	4th	Total	Finish	Money
1963	64	68	72	69	273	1	\$13,000.00
1964	68	73	65	73	279	1	12,000.00
1965	74	71	67	78	290	11	2,150.00
1966	76	71	69	72	288	T5	4,250.00
1967	68	68	75	73	284	T4	4,700.00
1969	73	80	76	67	296	T16	2,816.67
1970	71	69	72	74	286	T7	4,766.67
1971	69	71	69	70	279	1	33,000.00
1972	70	71	67	72	280	2	19,000.00
1973	70	70	68	68	276	1	40,000.00
1974	72	71	69	75	287	T9	6,200.00
1975	70	72	71	74	287	T9	5,945.50
1977	71	69	70	71	281	1	45,000.00
1978	72	69	73	77	291	T15	4,925.33
1979	72	72	77	73	294	T15	6,250.00
1981	72	69	74	71	286	T11	8,375.00
1983	65	72	77	73	287	T10	12,500.00
1985	74	72	72	74	292	T21	5,700.00
<b>Total</b>							<b>\$230,579.17</b>

## Nicolette, Mike (75.00)

Year	1st	2nd	3rd	4th	Total	Finish	Money
1983	74	70	75	81	300	27	\$4,800.00

## Nieporte, Tom (71.20)

Year	1st	2nd	3rd	4th	Total	Finish	Money
1960	73	65	73	69	280	10	\$1,220.00
1967	76				76	DQ	
<b>Total</b>							<b>\$1,220.00</b>

## Nobilo, Frank (69.50)

Year	1st	2nd	3rd	4th	Total	Finish	Money
1998	67	69	70	72	278	T10	\$46,537.50

## Noh, Seung-Yul (69.50)

Year	1st	2nd	3rd	4th	Total	Finish	Money
2015	71	70	69	68	278	T11	\$140,000.00

## Norman, Greg (71.03)

Year	1st	2nd	3rd	4th	Total	Finish	Money
1985	69	76	71	75	291	T18	\$6,666.66
1987	69	70	70	71	280	T3	29,800.00
1989	71	72	72	68	283	4	37,000.00
1990	66	72	71	70	279	T5	29,750.00
1991	70	71	73	67	281	T6	26,800.00
1993	68	70	71	74	283	T12	20,625.00
1994	70	73	69	70	282	10	31,000.00
1995	74	72	72	70	288	18	20,000.00
1996	73	73	73	67	286	18	20,000.00
1998	73	72	73	70	288	27	25,925.00
<b>Total</b>							<b>\$247,566.66</b>

## Norris, Tim (74.75)

Year	1st	2nd	3rd	4th	Total	Finish	Money
1983	73	76	75	75	299	T23	\$5,075.00

## North, Andy (72.33)

Year	1st	2nd	3rd	4th	Total	Finish	Money
1978	76	70	68	69	283	T2	\$21,937.50
1979	75	76	71	76	298	T18	5,150.00
1986	70	70	73	74	287	T18	9,000.00
<b>Total</b>							<b>\$36,087.50</b>

## O'Grady, Mac (70.71)

Year	1st	2nd	3rd	4th	Total	Finish	Money
1987	65	72	70	71	278	1	\$90,000.00
1988	71	71	75		217	T30	5,700.00
<b>Total</b>							<b>\$95,700.00</b>

## O'Hair, Sean (71.81)

Year	1st	2nd	3rd	4th	Total	Finish	Money
2006	77	79	80	82	318	27	\$72,000.00
2009	69	70	71	65	275	4	312,000.00
2010	68	67	71	68	274	T4	300,000.00
2012	73	70	70	69	282	17	99,000.00
<b>Total</b>							<b>\$783,000.00</b>

## O'Meara, Mark (69.31)

Year	1st	2nd	3rd	4th	Total	Finish	Money
1985	73	73	70	67	283	T4	\$22,875.00
1986	70	65	67	71	273	2	57,000.00
1990	69	73	65	69	276	3	52,000.00
1991	72	69	70	71	282	T9	21,275.00
1992	70	71	71	72	284	9	23,200.00
1993	70	70	68	67	275	T3	46,400.00
1996	68	69	66	68	271	1	180,000.00
1997	71	72	69		212	T14	26,460.00
1998	71	70	67	64	272	T2	149,600.00
1999	70	68	69	68	275	T2	228,800.00
<b>Total</b>							<b>\$807,610.00</b>

## Oberholser, Arron (73.00)

Year	1st	2nd	3rd	4th	Total	Finish	Money
2007	73				73	W/D	

## Ogilvie, Joe (74.00)

Year	1st	2nd	3rd	4th	Total	Finish	Money
2008	75	73	74	74	296	31	\$65,000.00

## Ogilvy, Geoff (70.65)

Year	1st	2nd	3rd	4th	Total	Finish	Money
2006	75	72	74	77	298	T13	\$130,000.00
2007	74	72	74	73	293	T19	71,333.33
2009	67	68	65	68	268	1	1,120,000.00
2010	69	66	68	67	270	1	1,120,000.00
2015	72	69	74	69	284	T27	61,000.00
<b>Total</b>							<b>\$2,502,333.33</b>

## Ogle, Brett (72.88)

Year	1st	2nd	3rd	4th	Total	Finish	Money
1994	69	72	71	71	283	T11	\$28,250.00
1995	77	73	75	75	300	29	14,850.00
<b>Total</b>							<b>\$43,100.00</b>

## Olazabal, Jose Maria (70.75)

Year	1st	2nd	3rd	4th	Total	Finish	Money
2003	74	71	69	69	283	T33	\$53,500.00

## Oliver, Ed (74.00)

Year	1st	2nd	3rd	4th	Total	Finish	Money
1954	73	78	82	69	302	19	\$1,000.00
1958	70	75	76	69	290	T19	1,050.00
<b>Total</b>							<b>\$2,050.00</b>

## Oosterhuis, Peter (72.25)

Year	1st	2nd	3rd	4th	Total	Finish	Money
1982	72	66	76	75	289	19	\$5,450.00



# Individual Player Records

## Palmer, Arnold (71.41)

Year	1st	2nd	3rd	4th	Total	Finish	Money
1956	74	76	71	72	293	T2	\$1,180.00
1957	72	73	74	73	292	T9	1,270.00
1958	72	68	72	70	282	T6	1,310.00
1959	70	73	74	76	293	T13	1,250.00
1960	72	65	70	69	276	T5	1,650.00
1961	69	76	73	78	296	T21	1,160.00
1962	69	70	69	68	276	1	11,000.00
1963	66	71	73	68	278	T2	5,300.00
1964	72	72	70	70	284	9	1,850.00
1965	66	69	71	71	277	1	14,000.00
1966	74	70	70	69	283	1	20,000.00
1967	68	73	74	64	279	2	12,000.00
1969	69	74	75	71	289	T3	10,000.00
1970	70	72	69	70	281	5	7,400.00
1971	71	74	77	73	295	T14	3,100.00
1972	74	74	70	71	289	T9	5,033.34
1973	70	71	77	75	293	T19	3,646.50
<b>Total</b>							<b>\$101,149.84</b>

## Palmer, Johnny (71.25)

Year	1st	2nd	3rd	4th	Total	Finish	Money
1953	72	69	72	72	285	T3	\$1,500.00

## Palmer, Ryan (71.50)

Year	1st	2nd	3rd	4th	Total	Finish	Money
2005	76	68	71	72	287	T26	\$70,000.00
2009	78	75	72	66	291	31	56,000.00
2011	70	72	68	70	280	T15	107,000.00
<b>Total</b>							<b>\$233,000.00</b>

## Pampling, Rod (71.50)

Year	1st	2nd	3rd	4th	Total	Finish	Money
2005	70	72	69	72	283	T19	\$83,000.00
2007	74	80	71	69	294	T22	65,000.00
2017	69	71	72	69	281	T17	98,333.34
<b>Total</b>							<b>\$246,333.34</b>

## Parnevik, Jesper (72.31)

Year	1st	2nd	3rd	4th	Total	Finish	Money
1999	69	74	73	77	293	T26	\$39,975.00
2000	69	74	73	71	287	T6	100,500.00
2001	76	66	72	71	285	T23	54,500.00
2002	74	75	72	71	292	T26	57,000.00
<b>Total</b>							<b>\$251,975.00</b>

## Parry, Craig (69.88)

Year	1st	2nd	3rd	4th	Total	Finish	Money
2003	71	69	71	70	281	T25	\$61,250.00
2005	67	72	68	71	278	T10	145,000.00
<b>Total</b>							<b>\$206,250.00</b>

## Pate, Jerry (71.50)

Year	1st	2nd	3rd	4th	Total	Finish	Money
1978	71	73	69	73	286	T7	\$7,389.00
1979	72	71	65	73	281	T2	29,500.00
1982	72	72	71	76	291	T24	4,300.00
<b>Total</b>							<b>\$41,189.00</b>

## Pate, Steve (70.95)

Year	1st	2nd	3rd	4th	Total	Finish	Money
1988	66	66	70		202	1	\$90,000.00
1989	73	75	71	70	289	T16	14,500.00
1992	76	74	72	71	293	T23	12,875.00
1993	73	66	71	69	279	T7	27,225.00
1999	66	70	73	76	285	15	59,150.00
<b>Total</b>							<b>\$203,750.00</b>

## Paulson, Dennis (70.25)

Year	1st	2nd	3rd	4th	Total	Finish	Money
2001	70	72	67	72	281	T12	\$78,000.00

## Pavin, Corey (72.19)

Year	1st	2nd	3rd	4th	Total	Finish	Money
1984	72	78	75	68	293	T24	\$4,750.00
1986	71	75	74	67	287	T18	9,000.00
1987	68	73	74	70	285	T12	12,950.00
1988	72	70	73		215	T26	6,100.00
1989	74	74	72	71	291	T19	12,750.00
1992	75	75	73	73	296	T28	11,875.00
1993	71	74	75	71	291	T25	12,625.00
1995	74	71	69	70	284	T12	24,750.00
1996	67	71	70	71	279	T7	30,625.00
1997	70	68	72		210	T8	35,600.00
2007	75	75	74	77	301	28	56,000.00
<b>Total</b>							<b>\$217,025.00</b>

## Peete, Calvin (70.55)

Year	1st	2nd	3rd	4th	Total	Finish	Money
1980	72	72	75	68	287	T15	\$6,250.00
1983	71	71	74	71	287	T10	12,500.00
1984	74	73	67	71	285	T6	15,666.67
1986	68	67	64	68	267	1	90,000.00
1987	76	72	69	68	285	T12	12,950.00
<b>Total</b>							<b>\$137,366.67</b>

## Peoples, David (72.25)

Year	1st	2nd	3rd	4th	Total	Finish	Money
1992	70	76	73	74	293	T23	\$12,875.00
1993	70	71	72	72	285	T15	17,625.00
<b>Total</b>							<b>\$30,500.00</b>

## Perez, Pat (69.13)

Year	1st	2nd	3rd	4th	Total	Finish	Money
2010	71	70	67	69	277	T10	\$160,000.00
2017	69	71	69	67	276	T3	359,000.00
<b>Total</b>							<b>\$519,000.00</b>

## Perks, Craig (69.25)

Year	1st	2nd	3rd	4th	Total	Finish	Money
2003	69	71	67	70	277	T17	\$79,000.00

## Pernice Jr., Tom (72.00)

Year	1st	2nd	3rd	4th	Total	Finish	Money
2000	75	76	65	73	289	T8	\$79,000.00
2002	70	70	75	72	287	T16	77,500.00
<b>Total</b>							<b>\$156,500.00</b>

## Perry, Chris (72.00)

Year	1st	2nd	3rd	4th	Total	Finish	Money
1999	69	73	74	72	288	T20	\$47,125.00

## Perry, Kenny (71.06)

Year	1st	2nd	3rd	4th	Total	Finish	Money
1992	71	76	74	68	289	T13	\$17,375.00
1995	72	70	74	70	286	T16	21,250.00
1996	70	74	70	69	283	15	22,750.00
2002	68	67	71	69	275	3	275,000.00
2004	73	71	68	75	287	T15	89,166.66
2006	74	77	77	74	302	T19	87,000.00
2009	68	71	68	70	277	T6	189,250.00
2010	70	67	70	68	275	T6	208,333.34
<b>Total</b>							<b>\$910,125.00</b>

## Persons, Peter (73.00)

Year	1st	2nd	3rd	4th	Total	Finish	Money
1991	72	73	73	74	292	T22	\$13,250.00

## Petrovic, Tim (74.25)

Year	1st	2nd	3rd	4th	Total	Finish	Money
2006	74	77	74	72	297	T11	\$150,000.00

## Petterson, Carl (71.84)

Year	1st	2nd	3rd	4th	Total	Finish	Money
2006	71	85	75	74	305	21	\$84,000.00
2007	72	75	77	70	294	T22	65,000.00
2009	72	72	70	68	282	17	92,000.00
2011	66	67	71	68	272	T4	286,500.00
2013	70	72	70		212	8	190,000.00
<b>Total</b>							<b>\$717,500.00</b>

## Pfeil, Mark (72.75)

Year	1st	2nd	3rd	4th	Total	Finish	Money
1981	70	76	72	73	291	19	\$5,000.00

# Individual Player Records

## Piercy, Scott (70.82)

Year	1st	2nd	3rd	4th	Total	Finish	Money
2012	72	71	69	68	280	T12	\$130,000.00
2013	72	71	73		216	T13	120,400.00
2016	71	69	72	71	283	T24	70,000.00
<b>Total</b>							<b>\$320,400.00</b>

## Player, Gary (71.39)

Year	1st	2nd	3rd	4th	Total	Finish	Money
1959	74	75	81	71	301	22	\$1,080.00
1961	70	70	69	75	284	T6	1,760.00
1963	73	73	71	69	286	T11	1,462.50
1964	71	71	70	73	285	T10	1,650.00
1966	76	71	71	76	294	T14	2,300.00
1969	69	74	69	72	284	1	30,000.00
1970	68	72	69	71	280	T2	11,633.33
1971	70	71	74	72	287	T2	12,760.00
1975	72	70	68	67	277	2	23,700.00
1978	70	68	76	67	281	1	45,000.00
1979	71	69	74	68	282	4	18,000.00
<b>Total</b>							<b>\$149,345.83</b>

## Pohl, Dan (72.00)

Year	1st	2nd	3rd	4th	Total	Finish	Money
1987	70	73	75	70	288	18	\$10,000.00

## Points, D.A. (71.50)

Year	1st	2nd	3rd	4th	Total	Finish	Money
2012	71	69	71	69	280	T12	\$130,000.00
2014	72	74	73	73	292	T28	63,000.00
<b>Total</b>							<b>\$193,000.00</b>

## Pooley, Don (73.29)

Year	1st	2nd	3rd	4th	Total	Finish	Money
1981	72	73	77	78	300	27	\$3,600.00
1988	71	69	73		213	T19	7,625.00
<b>Total</b>							<b>\$11,225.00</b>

## Pott, Johnny (74.00)

Year	1st	2nd	3rd	4th	Total	Finish	Money
1961	72	70	74	79	295	20	\$1,240.00
1963	70	71	74	71	286	T11	1,462.50
1964	74	75	75	65	289	T15	1,250.00
1968	75	83	78	78	314	25	2,000.00
<b>Total</b>							<b>\$5,952.50</b>

## Potter, Jr., Ted (74.33)

Year	1st	2nd	3rd	4th	Total	Finish	Money
2013	75	75	73		223	T26	\$67,000.00

## Poulter, Ian (69.71)

Year	1st	2nd	3rd	4th	Total	Finish	Money
2011	70	68	70	66	274	T6	\$201,500.00
2013	71	74	69		214	T9	175,000.00
<b>Total</b>							<b>\$376,500.00</b>

## Price, Nick (71.44)

Year	1st	2nd	3rd	4th	Total	Finish	Money
1984	74	74	74	77	299	34	\$3,900.00
1992	74	75	72	69	290	T17	15,750.00
1998	66	70	69	70	275	T4	74,800.00
2003	69	69	75	66	279	T21	70,000.00
<b>Total</b>							<b>\$164,450.00</b>

## Pride, Dicky (72.50)

Year	1st	2nd	3rd	4th	Total	Finish	Money
1995	71	72	74	73	290	T20	\$18,125.00

## Pruitt, Dillard (74.75)

Year	1st	2nd	3rd	4th	Total	Finish	Money
1992	74	71	80	74	299	32	\$11,250.00

## Purdy, Ted (76.50)

Year	1st	2nd	3rd	4th	Total	Finish	Money
2006	73	75	77	81	306	22	\$82,000.00

## Purtzer, Tom (72.69)

Year	1st	2nd	3rd	4th	Total	Finish	Money
1977	74	68	68	73	283	T3	\$11,949.66
1984	75	71	77	78	301	35	3,800.00
1989	74	71	77	70	292	T21	11,750.00
1992	66	72	77	72	287	T11	20,100.00
<b>Total</b>							<b>\$47,599.66</b>

## Ragan, Dave (72.25)

Year	1st	2nd	3rd	4th	Total	Finish	Money
1960	67	72	71	73	283	T16	\$1,080.00
1963	77	74	72	72	295	25	1,000.00
<b>Total</b>							<b>\$2,080.00</b>

## Randolph, Sam (71.33)

Year	1st	2nd	3rd	4th	Total	Finish	Money
1988	69	71	74		214	T21	\$6,760.00

## Ransom, Henry (73.00)

Year	1st	2nd	3rd	4th	Total	Finish	Money
1956	73	74	75	70	292	11	\$1,200.00

## Reavie, Chez (70.00)

Year	1st	2nd	3rd	4th	Total	Finish	Money
2009	75	70	68	67	280	T12	\$132,000.00

## Reed, Patrick (68.75)

Year	1st	2nd	3rd	4th	Total	Finish	Money
2014	70	72	67	73	282	T16	\$100,250.00
2015	67	69	68	67	271	1	1,140,000.00
2016	65	69	67	69	270	2	688,000.00
2017	70	65	72	70	277	T6	210,000.00
<b>Total</b>							<b>\$2,138,250.00</b>

## Regalado, Victor (74.38)

Year	1st	2nd	3rd	4th	Total	Finish	Money
1975	78	72	72	74	296	24	\$2,882.00
1979	71	76	75	77	299	T20	4,500.00
<b>Total</b>							<b>\$7,382.00</b>

## Reid, Mike (72.86)

Year	1st	2nd	3rd	4th	Total	Finish	Money
1988	77	73	72		222	38	\$5,000.00
1989	74	73	71	70	288	T14	17,000.00
<b>Total</b>							<b>\$22,000.00</b>

## Reid, Steve (73.50)

Year	1st	2nd	3rd	4th	Total	Finish	Money
1969	71	75	70	78	294	T12	\$3,416.66

## Renner, Jack (72.75)

Year	1st	2nd	3rd	4th	Total	Finish	Money
1980	71	71	73	69	284	T8	\$10,625.00
1982	77	72	75	74	298	30	3,750.00
1984	70	73	79	69	291	T20	5,225.00
<b>Total</b>							<b>\$19,600.00</b>

## Riley, Chris (67.75)

Year	1st	2nd	3rd	4th	Total	Finish	Money
2003	65	70	67	69	271	T6	\$155,000.00

## Roberts, Loren (71.56)

Year	1st	2nd	3rd	4th	Total	Finish	Money
1995	71	73	75	74	293	T24	\$16,000.00
1996	71	71	70	70	282	T12	24,750.00
1997	71	73	71		215	T24	18,160.00
1998	70	72	68	70	280	T13	38,675.00
2000	76	80	73	75	304	29	45,500.00
2001	74	69	71	70	284	T19	60,000.00
2003	68	70	67	69	274	14	90,000.00
<b>Total</b>							<b>\$293,085.00</b>

## Rodgers, Phil (72.63)

Year	1st	2nd	3rd	4th	Total	Finish	Money
1962	71	71	70	73	285	T7	\$2,125.00
1964	70	85	68	68	291	T19	1,095.00
1966	74	74	69	73	290	T10	2,800.00
1967	75	75	74	72	296	23	1,700.00
<b>Total</b>							<b>\$7,720.00</b>

## Rodriguez, Chi Chi (72.38)

Year	1st	2nd	3rd	4th	Total	Finish	Money
1964	69	70	70	73	282	T4	\$3,020.00
1965	70	67	72	70	279	2	8,000.00
1968	73	74	75	74	296	T22	2,350.00
1969	78	75	76	77	306	T25	2,175.00
1973	71	72	70	69	282	4	9,384.00
1980	76	73	72	71	292	T22	4,100.00
<b>Total</b>							<b>\$29,029.00</b>

# Individual Player Records

## Rogers, Bill (73.00)

Year	1st	2nd	3rd	4th	Total	Finish	Money
1978	69	76	71	81	297	T26	\$2,791.66
1981	68	72	69	71	280	4	17,100.00
1982	69	76	72	75	292	T26	4,100.00
1983	78	76	72	73	299	T23	5,075.00
<b>Total</b>							<b>\$29,066.66</b>

## Rollins, John (71.25)

Year	1st	2nd	3rd	4th	Total	Finish	Money
2003	72	72	69	69	282	T29	\$56,500.00
2007	77	74	70	74	295	25	61,000.00
2010	68	66	72	72	278	T14	130,000.00
<b>Total</b>							<b>\$247,500.00</b>

## Romero, Andres (73.75)

Year	1st	2nd	3rd	4th	Total	Finish	Money
2009	78	74	71	72	295	32	\$55,000.00
<b>Total</b>							<b>\$55,000.00</b>

## Rosburg, Bob (72.80)

Year	1st	2nd	3rd	4th	Total	Finish	Money
1955	72	75	80	77	304	T17	\$1,070.00
1957	79	71	77	72	299	17	1,120.00
1960	70	71	72	69	282	T13	1,140.00
1961	73	70	71	68	282	4	2,500.00
1972	73	76	68	72	289	T9	5,033.33
<b>Total</b>							<b>\$10,863.33</b>

## Rose, Clarence (71.00)

Year	1st	2nd	3rd	4th	Total	Finish	Money
1997	71	71	71		213	T17	\$22,260.00

## Rose, Justin (69.75)

Year	1st	2nd	3rd	4th	Total	Finish	Money
2011	75	67	69	68	279	T12	\$132,000.00

## Royer, Hugh (74.75)

Year	1st	2nd	3rd	4th	Total	Finish	Money
1971	77	71	73	78	299	T22	\$2,320.00

## Rudolph, Mason (72.63)

Year	1st	2nd	3rd	4th	Total	Finish	Money
1960	68	73	70	71	282	T13	\$1,140.00
1964	72	74	71	75	292	23	1,060.00
1967	72	75	74	71	292	T18	2,050.00
1971	77	71	76	72	296	T16	2,720.00
<b>Total</b>							<b>\$6,970.00</b>

## Rule, Jack (74.38)

Year	1st	2nd	3rd	4th	Total	Finish	Money
1964	79	78	72	72	301	28	\$1,010.00
1966	74	74	73	73	294	T14	2,300.00
<b>Total</b>							<b>\$3,310.00</b>

## Sabbatini, Rory (70.33)

Year	1st	2nd	3rd	4th	Total	Finish	Money
2001	69	69	65	72	275	2	\$380,000.00
2004	73	74	74	70	291	25	73,000.00
2007	71	78	68	71	288	T13	120,000.00
2008	72	74	69	69	284	17	90,000.00
2010	70	68	70	63	271	2	645,000.00
2012	73	70	68	68	279	T9	165,000.00
<b>Total</b>							<b>\$1,473,000.00</b>

## Sanders, Doug (71.94)

Year	1st	2nd	3rd	4th	Total	Finish	Money
1957	81	71	77	77	306	22	\$1,020.00
1959	71	73	72	73	289	T4	1,606.67
1960	74	67	69	68	278	7	1,280.00
1961	70	74	71	72	287	T9	1,640.00
1962	69	72	69	70	280	4	3,300.00
1963	70	72	72	69	283	7	2,250.00
1964	71	73	71	66	281	T2	6,000.00
1965	69	68	72	72	281	3	6,000.00
1966	73	72	70	77	292	T12	2,600.00
1967	67	69	77	71	284	T4	4,700.00
1971	74	74	73	75	296	T16	2,720.00
1973	74	70	75	77	296	24	2,846.00
<b>Total</b>							<b>\$35,962.67</b>

## Sanudo, Cesar (75.25)

Year	1st	2nd	3rd	4th	Total	Finish	Money
1971	77	70	76	78	301	T25	\$2,220.00

## Sauers, Gene (70.25)

Year	1st	2nd	3rd	4th	Total	Finish	Money
1987	72	72	71	71	286	14	\$11,900.00
1990	74	70	71	70	285	T14	16,500.00
2003	65	72	69	66	272	T10	125,000.00
<b>Total</b>							<b>\$153,400.00</b>

## Scherrer, Tom (72.25)

Year	1st	2nd	3rd	4th	Total	Finish	Money
2001	74	71	72	72	289	T26	\$51,500.00

## Schlee, John (74.25)

Year	1st	2nd	3rd	4th	Total	Finish	Money
1973	73	73	77	74	297	25	\$2,668.00

## Schroeder, John (72.50)

Year	1st	2nd	3rd	4th	Total	Finish	Money
1974	71	69	74	76	290	T16	\$4,700.00

## Schulz, Ted (72.50)

Year	1st	2nd	3rd	4th	Total	Finish	Money
1990	72	69	74	72	287	T16	\$14,000.00
1992	74	74	71	74	293	T23	12,875.00
<b>Total</b>							<b>\$26,875.00</b>

## Scott, Adam (69.88)

Year	1st	2nd	3rd	4th	Total	Finish	Money
2004	69	74	68	68	279	7	\$180,000.00
2005	69	72	68	65	274	T5	211,333.34
2007	73	69	69	69	280	2	630,000.00
2009	73	67	73	70	283	T18	77,666.67
2011	73	67	70	73	283	T21	71,000.00
2014	70	70	69	69	278	T6	198,750.00
<b>Total</b>							<b>\$1,368,750.01</b>

## Senden, John (72.00)

Year	1st	2nd	3rd	4th	Total	Finish	Money
2007	73	74	75	71	293	T19	\$71,333.34
2015	68	71	73	71	283	T25	65,000.00
<b>Total</b>							<b>\$136,333.34</b>

## Shaw, Bob (75.50)

Year	1st	2nd	3rd	4th	Total	Finish	Money
1973	74	78	75	75	302	31	\$2,000.00

## Shaw, Tom (75.50)

Year	1st	2nd	3rd	4th	Total	Finish	Money
1969	72	73	75	78	298	19	\$2,600.00
1970	77	69	74	78	298	T27	2,087.50
1971	78	75	82	75	310	T32	2,050.00
<b>Total</b>							<b>\$6,737.50</b>

## Shearer, Bob (74.75)

Year	1st	2nd	3rd	4th	Total	Finish	Money
1983	77	77	71	74	299	T23	\$5,075.00

## Short, Jr., Wes (74.25)

Year	1st	2nd	3rd	4th	Total	Finish	Money
2006	73	73	75	76	297	T11	\$150,000.00

## Sieckmann, Tom (72.25)

Year	1st	2nd	3rd	4th	Total	Finish	Money
1989	71	74	71	73	289	T16	\$14,500.00

## Sifford, Charles (74.13)

Year	1st	2nd	3rd	4th	Total	Finish	Money
1968	75	73	70	71	289	T14	\$3,350.00
1969	74	76	77	77	304	T23	2,275.00
<b>Total</b>							<b>\$5,625.00</b>

## Sikes, Dan (72.60)

Year	1st	2nd	3rd	4th	Total	Finish	Money
1963	72	72	74	76	294	T22	\$1,000.00
1966	82	69	72	72	295	T18	2,050.00
1967	68	68	73	76	285	T7	3,233.33
1968	68	70	70	77	285	11	4,000.00
1969	73	73	77	70	293	T9	4,116.67
<b>Total</b>							<b>\$14,400.00</b>

# Individual Player Records

## Sikes, R.H. (71.50)

Year	1st	2nd	3rd	4th	Total	Finish	Money
1965	68	74	68	77	287	T8	\$2,900.00
1967	69	70	75	71	285	T7	3,233.34
<b>Total</b>							<b>\$6,133.34</b>

## Sills, Tony (75.25)

Year	1st	2nd	3rd	4th	Total	Finish	Money
1991	76	75	76	74	301	31	\$11,250.00

## Simons, Jim (73.42)

Year	1st	2nd	3rd	4th	Total	Finish	Money
1978	73	72	74	72	291	T15	\$4,925.34
1979	73	72	75	73	293	T13	7,250.00
1982	70	73	78	76	297	T9	3,850.00
<b>Total</b>							<b>\$16,025.34</b>

## Simpson, Scott (71.65)

Year	1st	2nd	3rd	4th	Total	Finish	Money
1981	75	71	70	74	290	18	\$5,300.00
1985	72	70	67	73	282	3	32,500.00
1988	73	71	67		211	T11	10,620.00
1990	72	73	71	77	293	27	10,200.00
1994	70	72	70	68	280	T4	46,625.00
1999	71	71	74	76	292	25	40,950.00
<b>Total</b>							<b>\$146,195.00</b>

## Simpson, Tim (70.63)

Year	1st	2nd	3rd	4th	Total	Finish	Money
1986	72	73	66	70	281	T7	\$19,166.66
1990	69	73	71	71	284	T10	19,625.00
<b>Total</b>							<b>\$38,791.66</b>

## Simpson, Webb (69.36)

Year	1st	2nd	3rd	4th	Total	Finish	Money
2012	68	68	69	68	273	T3	\$369,000.00
2013	72	72	71		215	T11	155,000.00
2014	66	71	68	70	275	T3	382,000.00
<b>Total</b>							<b>\$906,000.00</b>

## Sindelar, Joey (72.43)

Year	1st	2nd	3rd	4th	Total	Finish	Money
1985	70	74	72	70	286	10	\$13,100.00
1986	74	70	75	75	294	27	6,800.00
1988	72	74	73		219	T35	5,250.00
1989	71	75	74	69	289	T16	14,500.00
1991	76	72	74	70	292	T22	13,250.00
2005	71	68	71	76	286	T23	75,000.00
<b>Total</b>							<b>\$127,900.00</b>

## Singh, Vijay (70.04)

Year	1st	2nd	3rd	4th	Total	Finish	Money
1994	69	70	76	72	287	T17	\$21,500.00
1996	73	71	72	73	289	T24	16,000.00
1998	75	72	67	66	280	T13	38,675.00
1999	70	65	70	71	276	4	124,800.00
2000	73	77	67	72	289	T8	79,000.00
2001	71	67	67	71	276	T3	203,000.00
2003	68	70	67	65	270	T4	224,000.00
2004	68	64	69	70	271	2	600,000.00
2005	66	65	69	74	274	T5	211,333.33
2006	70	74	74	66	284	2	630,000.00
2007	69	69	70	70	278	1	1,100,000.00
2008	74	70	67	70	281	T12	130,000.00
2009	73	73	71	70	287	T27	59,500.00
<b>Total</b>							<b>\$3,437,808.33</b>

## Slocum, Heath (73.19)

Year	1st	2nd	3rd	4th	Total	Finish	Money
2005	69	70	72	75	286	T23	\$75,000.00
2006	74	81	78	76	309	T23	79,000.00
2010	75	71	71	73	290	T27	70,500.00
2011	70	74	72	70	286	T28	58,500.00
<b>Total</b>							<b>\$283,000.00</b>

## Sluman, Jeff (71.42)

Year	1st	2nd	3rd	4th	Total	Finish	Money
1989	70	71	73	71	285	T6	\$26,500.00
1998	70	75	71	68	284	T19	31,450.00
1999	73	67	72	72	284	T13	63,050.00
2000	72	72	74	72	290	14	70,000.00
2002	74	76	78	70	298	T30	52,500.00
2003	72	67	70	64	273	T12	105,000.00
<b>Total</b>							<b>\$348,500.00</b>

## Smith, Chris (69.50)

Year	1st	2nd	3rd	4th	Total	Finish	Money
2003	69	71	69	69	278	T19	\$75,000.00

## Snead, J.C. (72.33)

Year	1st	2nd	3rd	4th	Total	Finish	Money
1971	75	71	75	74	295	T14	\$3,100.00
1973	72	68	72	73	285	T5	6,921.40
1975	71	69	76	76	292	T17	4,053.00
1976	72	70	76	74	292	T10	7,273.00
1977	76	74	68	74	292	T26	2,650.67
1982	71	71	72	74	288	T16	6,400.00
1988	69	69	71		209	T5	19,000.00
<b>Total</b>							<b>\$49,398.07</b>

## Snead, Sam (72.08)

Year	1st	2nd	3rd	4th	Total	Finish	Money
1953	79	73	72	70	294	18	\$1,000.00
1954	73	72	74	72	291	T9	1,000.00
1955	73	74	74	78	299	T11	1,190.00
1961	68	67	69	69	273	1	10,000.00
1962	70	75	75	70	290	T15	1,250.00
1965	68	71	74	70	283	T4	4,750.00
<b>Total</b>							<b>\$19,190.00</b>

## Snedeker, Brandt (69.47)

Year	1st	2nd	3rd	4th	Total	Finish	Money
2008	71	69	70	70	280	T10	\$155,000.00
2013	70	70	69		209	3	432,000.00
2014	70	69	69	72	280	T11	155,000.00
2016	67	72	65	67	271	T3	381,000.00
2017	70	70	69	71	280	T14	122,000.00
<b>Total</b>							<b>\$1,245,000.00</b>

## Sneed, Ed (73.69)

Year	1st	2nd	3rd	4th	Total	Finish	Money
1974	73	75	73	76	297	23	\$3,400.00
1975	79	72	72	76	299	T25	2,632.00
1978	72	76	70	71	289	T13	5,438.50
1983	75	76	70	73	294	T18	6,750.00
<b>Total</b>							<b>\$18,220.50</b>

## Souchak, Mike (73.66)

Year	1st	2nd	3rd	4th	Total	Finish	Money
1955	71	84	79	76	310	20	\$1,020.00
1956	78	74	73	74	299	T17	1,070.00
1957	76	74	75	75	300	18	1,100.00
1959	66	70	68	77	281	1	10,000.00
1960	72	67	73	71	283	T16	1,080.00
1961	74	71	71	76	292	17	1,360.00
1962	69	79	75	71	294	T21	1,000.00
1965	71	74	75	78	298	T20	1,175.00
<b>Total</b>							<b>\$17,805.00</b>

## Spieth, Jordan (67.67)

Year	1st	2nd	3rd	4th	Total	Finish	Money
2014	66	70	69	69	274	2	\$665,000.00
2016	66	64	65	67	262	1	1,180,000.00
2017	72	69	70	65	276	T3	359,000.00
<b>Total</b>							<b>\$2,204,000.00</b>

## Spray, Steve (72.50)

Year	1st	2nd	3rd	4th	Total	Finish	Money
1970	76	70	71	73	290	T15	\$2,762.50

## Springer, Mike (75.50)

Year	1st	2nd	3rd	4th	Total	Finish	Money
1995	72	72	83	75	302	30	\$14,650.00

# Individual Player Records

## Stadler, Craig (71.26)

Year	1st	2nd	3rd	4th	Total	Finish	Money
1980	69	69	74	71	283	T6	\$12,500.00
1982	74	72	73	64	283	T2	26,162.50
1983	69	73	73	71	286	9	14,000.00
1985	73	71	71	70	285	T7	15,133.33
1993	73	72	71	69	285	T15	17,625.00
1995	71	65	73	71	280	4	48,000.00
1997	71	70	72		213	T17	22,260.00
2004	73	78	68	75	294	T28	67,500.00
<b>Total</b>							<b>\$223,180.83</b>

## Stadler, Kevin (73.50)

Year	1st	2nd	3rd	4th	Total	Finish	Money
2015	74	73			147	W/D	

## Stallings, Scott (71.09)

Year	1st	2nd	3rd	4th	Total	Finish	Money
2012	74	69	74	70	287	T22	\$74,500.00
2013	72	74	70		216	T13	120,400.00
2015	67	70	70	72	279	T14	110,000.00
<b>Total</b>							<b>\$304,900.00</b>

## Standly, Mike (71.25)

Year	1st	2nd	3rd	4th	Total	Finish	Money
1994	75	72	67	71	285	T13	\$25,000.00

## Stankowski, Paul (71.14)

Year	1st	2nd	3rd	4th	Total	Finish	Money
1997	70	72	76		218	29	\$16,932.00
1998	69	72	69	70	280	T13	38,675.00
<b>Total</b>							<b>\$55,607.00</b>

## Stanley, Kyle (76.67)

Year	1st	2nd	3rd	4th	Total	Finish	Money
2013	78	80	72		230	30	\$61,000.00

## Steele, Brendan (71.50)

Year	1st	2nd	3rd	4th	Total	Finish	Money
2012	76	76	72	71	295	25	\$68,000.00
2017	72	67	67	71	277	T6	210,000.00
<b>Total</b>							<b>\$278,000.00</b>

## Stenson, Henrik (73.00)

Year	1st	2nd	3rd	4th	Total	Finish	Money
2008	76	75	73	68	292	T28	\$67,500.00

## Stewart, Earl (71.25)

Year	1st	2nd	3rd	4th	Total	Finish	Money
1953	68	72	71	77	288	T8	\$1,000.00
1954	74	70	70	74	288	T5	1,375.00
1962	72	68	69	70	279	3	3,800.00
<b>Total</b>							<b>\$6,175.00</b>

## Stewart, Payne (71.96)

Year	1st	2nd	3rd	4th	Total	Finish	Money
1983	75	79	74	74	302	28	\$4,700.00
1984	70	72	69	76	287	T14	8,000.00
1988	68	71	71		210	T7	15,062.50
1990	67	75	69	73	284	T10	19,625.00
1991	74	70	75	71	290	21	14,000.00
1996	74	69	71	68	282	T12	24,750.00
<b>Total</b>							<b>\$86,137.50</b>

## Still, Ken (73.83)

Year	1st	2nd	3rd	4th	Total	Finish	Money
1969	72	78	74	72	296	T16	\$2,816.66
1970	78	72	69	68	287	T10	3,675.00
1971	79	71	78	75	303	28	2,150.00
<b>Total</b>							<b>\$8,641.66</b>

## Stockton, Dave (72.32)

Year	1st	2nd	3rd	4th	Total	Finish	Money
1968	72	69	75	68	284	T9	\$4,350.00
1969	69	75	75	70	289	T3	10,000.00
1971	71	72	72	72	287	T2	12,760.00
1972	76	74	68	71	289	T9	5,033.33
1974	72	74	70	76	292	19	4,200.00
1975	72	71	71	73	287	T9	5,945.00
1977	73	72	74	78	297	30	2,295.00
<b>Total</b>							<b>\$44,583.33</b>

## Stolz, Andre (71.25)

Year	1st	2nd	3rd	4th	Total	Finish	Money
2005	73	71	71	70	285	22	\$79,000.00

## Stranahan, Frank (71.38)

Year	1st	2nd	3rd	4th	Total	Finish	Money
1956	74	72	72	73	291	10	\$1,220.00
1958	66	71	72	71	280	3	2,500.00
<b>Total</b>							<b>\$3,720.00</b>

## Strange, Curtis (71.48)

Year	1st	2nd	3rd	4th	Total	Finish	Money
1980	72	70	72	67	281	T3	\$20,000.00
1981	66	73	71	73	283	T6	12,000.00
1985	70	75	72	73	290	T16	7,850.00
1986	70	75	71	75	291	24	7,400.00
1987	73	72	71	73	289	T19	9,700.00
1988	73	72	69		214	T21	6,760.00
1989	77	70	69	71	287	T10	20,000.00
1990	71	73	70	67	281	T7	24,666.67
<b>Total</b>							<b>\$108,376.67</b>

## Streb, Robert (69.00)

Year	1st	2nd	3rd	4th	Total	Finish	Money
2015	67	69	71	69	276	T8	\$175,000.00

## Streck, Ron (72.63)

Year	1st	2nd	3rd	4th	Total	Finish	Money
1979	70	78	75	75	298	T18	\$5,150.00
1982	72	70	68	73	283	T2	26,162.50
<b>Total</b>							<b>\$31,312.50</b>

## Streelman, Kevin (69.63)

Year	1st	2nd	3rd	4th	Total	Finish	Money
2014	67	71	70	67	275	T3	\$382,000.00
2015	69	73	67	73	282	T22	70,666.66
<b>Total</b>							<b>\$452,666.66</b>

## Stricker, Steve (69.46)

Year	1st	2nd	3rd	4th	Total	Finish	Money
1997	72	73	71		216	T27	\$17,316.00
2002	71	70	79	71	291	25	60,000.00
2008	73	69	68	64	274	2	630,000.00
2010	73	70	68	66	277	T10	160,000.00
2011	69	67	65	71	272	T4	286,500.00
2012	68	63	69	69	269	1	1,120,000.00
2013	71	67	69		207	2	665,000.00
<b>Total</b>							<b>\$2,938,816.00</b>

## Stuard, Brian (71.00)

Year	1st	2nd	3rd	4th	Total	Finish	Money
2017	72	71	70	71	284	T22	\$78,500.00
<b>Total</b>							<b>\$78,500.00</b>

## Sullivan, Mike (74.00)

Year	1st	2nd	3rd	4th	Total	Finish	Money
1981	73	76	74	76	299	T25	\$3,750.00
1990	75	71	71	74	291	T24	10,700.00
1995	71	77	75	75	298	28	15,050.00
<b>Total</b>							<b>\$29,500.00</b>

## Sutherland, Kevin (68.25)

Year	1st	2nd	3rd	4th	Total	Finish	Money
2003	71	66	69	67	273	T12	\$105,000.00

## Sutton, Hal (71.56)

Year	1st	2nd	3rd	4th	Total	Finish	Money
1983	67	70	72	74	283	4	\$24,000.00
1984	69	67	77	71	284	5	18,500.00
1986	71	77	66	67	281	T7	19,166.67
1987	72	69	69	71	281	T5	20,000.00
1996	76	73	69	69	287	T19	18,500.00
2000	77	73	74	72	296	T21	55,000.00
2001	70	74	73	69	286	25	53,000.00
2002	75	73	76	68	292	T26	57,000.00
<b>Total</b>							<b>\$265,166.67</b>

## Tataurangi, Phil (69.25)

Year	1st	2nd	3rd	4th	Total	Finish	Money
2003	68	70	69	70	277	T17	\$79,000.00



# Individual Player Records

## Taylor, Nick (71.50)

Year	1st	2nd	3rd	4th	Total	Finish	Money
2015	69	73	72	72	286	T29	\$58,000.00

## Taylor, Vaughn (70.92)

Year	1st	2nd	3rd	4th	Total	Finish	Money
2005	69	69	68	70	276	T8	\$165,000.00
2006	74	73	72	71	290	T4	287,500.00
2017	72	71	69	73	285	24	74,000.00
<b>Total</b>							<b>\$526,500.00</b>

## Tewell, Doug (70.80)

Year	1st	2nd	3rd	4th	Total	Finish	Money
1980	69	68	71	78	286	T11	\$7,812.50
1981	71	73	70	69	283	T6	12,000.00
1987	70	70	72	71	283	T8	15,566.66
1988	69	71	70		210	T7	15,062.50
<b>Total</b>							<b>\$50,441.66</b>

## Thomas, Justin (68.88)

Year	1st	2nd	3rd	4th	Total	Finish	Money
2016	70	73	69	69	281	T21	\$78,333.33
2017	67	67	67	69	270	1	1,220,000.00
<b>Total</b>							<b>\$1,298,333.33</b>

## Thompson, Leonard (71.83)

Year	1st	2nd	3rd	4th	Total	Finish	Money
1974	72	72	72	71	287	T9	\$6,200.00
1978	72	70	71	71	284	T4	9,527.00
1990	74	72	74	71	291	T24	10,700.00
<b>Total</b>							<b>\$26,427.00</b>

## Thompson, Michael (70.50)

Year	1st	2nd	3rd	4th	Total	Finish	Money
2014	66	71	73	72	282	T16	\$100,250.00

## Thomson, Peter (73.25)

Year	1st	2nd	3rd	4th	Total	Finish	Money
1957	76	76	70	71	293	T11	\$1,220.00

## Thorpe, Jim (71.75)

Year	1st	2nd	3rd	4th	Total	Finish	Money
1986	70	68	71	72	281	T7	\$19,166.67
1987	72	71	75	75	293	23	9,000.00
<b>Total</b>							<b>\$28,166.67</b>

## Todd, Brendon (69.00)

Year	1st	2nd	3rd	4th	Total	Finish	Money
2015	69	67	69	71	276	T8	\$175,000.00

## Toms, David (71.56)

Year	1st	2nd	3rd	4th	Total	Finish	Money
1998	73	75	70	67	285	T22	\$28,475.00
2000	75	75	74	71	295	T19	59,000.00
2001	70	71	67	72	280	T8	99,000.00
2002	69	66	72	67	274	2	432,000.00
2005	71	67	70	68	276	T8	165,000.00
2006	71	73	79	75	298	T13	130,000.00
2007	75	72	72	67	286	T8	170,000.00
2012	76	74	75	71	296	26	66,000.00
<b>Total</b>							<b>\$1,149,475.00</b>

## Toski, Bob (73.00)

Year	1st	2nd	3rd	4th	Total	Finish	Money
1954	73	75	73	70	291	T9	\$1,000.00
1955	70	74	75	74	293	T2	2,566.66
<b>Total</b>							<b>\$3,566.66</b>

## Trahan, D.J. (72.88)

Year	1st	2nd	3rd	4th	Total	Finish	Money
2007	79	77	75	75	306	32	\$52,000.00
2009	70	66	70	71	277	T6	189,250.00
<b>Total</b>							<b>\$241,250.00</b>

## Trevino, Lee (71.27)

Year	1st	2nd	3rd	4th	Total	Finish	Money
1969	74	68	70	74	286	2	\$17,000.00
1970	70	71	77	75	293	T20	2,425.00
1972	75	67	68	72	282	3	12,000.00
1973	68	71	71	67	277	2	23,404.00
1974	75	78	75	72	300	25	3,000.00
1975	72	65	70	71	278	3	14,812.00
1977	74	72	74	71	291	T24	3,062.50
1978	73	69	70	71	283	T2	21,937.50
1979	72	68	72	72	284	T5	15,000.00
1980	70	68	71	77	286	T11	7,812.50
1981	67	67	70	69	273	1	54,000.00
1982	71	72	74	68	285	T11	9,033.34
1985	74	67	74	73	288	T12	9,725.00
<b>Total</b>							<b>\$193,211.84</b>

## Triplett, Kirk (70.75)

Year	1st	2nd	3rd	4th	Total	Finish	Money
2001	71	73	68	70	282	16	\$70,000.00
2004	68	69	71	70	278	6	204,000.00
2007	75	73	69	72	289	T16	95,000.00
<b>Total</b>							<b>\$369,000.00</b>

## Tryba, Ted (74.00)

Year	1st	2nd	3rd	4th	Total	Finish	Money
1996	71	76	74	74	295	29	\$14,850.00
2000	80	70	73	74	297	T23	51,000.00
<b>Total</b>							<b>\$65,850.00</b>

## Turnesa, Jim (72.75)

Year	1st	2nd	3rd	4th	Total	Finish	Money
1953	70	76	74	71	291	T14	\$1,000.00

## Turnesa, Marc (74.00)

Year	1st	2nd	3rd	4th	Total	Finish	Money
2009	79	73	70	74	296	33	\$54,000.00

## Tway, Bob (71.10)

Year	1st	2nd	3rd	4th	Total	Finish	Money
1987	71	68	78	70	287	T15	\$10,666.66
1990	71	73	68	72	284	T10	19,625.00
1991	73	67	70	71	281	T6	26,800.00
1996	71	69	70	66	276	4	48,000.00
2004	76	74	72	72	294	T28	67,500.00
<b>Total</b>							<b>\$172,591.66</b>

## Twiggs, Greg (77.25)

Year	1st	2nd	3rd	4th	Total	Finish	Money
1990	74	85	74	76	309	31	\$9,400.00
<b>Total</b>							<b>\$9,400.00</b>

## Twitty, Howard (72.50)

Year	1st	2nd	3rd	4th	Total	Finish	Money
1980	72	70	78	72	292	T22	\$4,100.00
1981	69	73	75	80	297	24	4,000.00
1994	72	73	67	69	281	T8	34,000.00
<b>Total</b>							<b>\$42,100.00</b>

## Ulrich, Wally (76.25)

Year	1st	2nd	3rd	4th	Total	Finish	Money
1955	77	77	73	78	305	19	\$1,040.00

## Utley, Stan (74.00)

Year	1st	2nd	3rd	4th	Total	Finish	Money
1990	71	78	73	74	296	29	\$9,800.00

## Van Pelt, Bo (72.00)

Year	1st	2nd	3rd	4th	Total	Finish	Money
2010	72	70	73	73	288	T25	\$74,000.00

## Vegas, Jhonattan (73.75)

Year	1st	2nd	3rd	4th	Total	Finish	Money
2012	75	73	76	74	298	27	\$64,000.00
2017	72	76	70	74	292	T30	62,500.00
<b>Total</b>							<b>\$126,500.00</b>



# Individual Player Records

## Venturi, Ken (72.15)

Year	1st	2nd	3rd	4th	Total	Finish	Money
1958	72	71	71	69	283	T8	\$1,260.00
1959	71	75	72	72	290	T7	1,360.00
1960	69	67	70	77	283	T16	1,080.00
1961	72	70	73	73	288	12	1,560.00
1966	75	73	76	75	299	24	1,600.00
<b>Total</b>							<b>\$6,860.00</b>

## Verplank, Scott (71.50)

Year	1st	2nd	3rd	4th	Total	Finish	Money
1986	72	67	68	72	279	T4	
1989	74	75	72	74	295	T25	\$10,600.00
2001	74	73	71	73	291	30	48,000.00
2002	67	69	70	73	279	8	130,000.00
2008	73	70	72	71	286	T18	86,000.00
<b>Total</b>							<b>\$274,600.00</b>

## Verwey, Bob (75.00)

Year	1st	2nd	3rd	4th	Total	Finish	Money
1966	76	72	75	77	300	25	\$1,550.00

## Villegas, Camilo (70.88)

Year	1st	2nd	3rd	4th	Total	Finish	Money
2009	74	67	66	73	280	T12	\$132,000.00
2015	71	70	71	75	287	32	56,000.00
<b>Total</b>							<b>\$188,000.00</b>

## Vossler, Ernie (73.50)

Year	1st	2nd	3rd	4th	Total	Finish	Money
1959	69	71	74	76	290	T7	\$1,360.00
1961	75	73	74	76	298	24	1,080.00
<b>Total</b>							<b>\$2,440.00</b>

## Wadkins, Lanny (71.51)

Year	1st	2nd	3rd	4th	Total	Finish	Money
1973	70	75	70	70	285	T5	\$6,921.40
1974	67	74	74	76	291	18	4,400.00
1978	71	72	72	78	293	T21	3,694.33
1979	79	70	73	71	293	T13	7,250.00
1982	67	72	68	73	280	1	63,000.00
1983	67	70	71	72	280	1	72,000.00
1984	70	71	71	73	285	T6	15,666.66
1985	69	68	73	75	285	T7	15,133.33
1986	73	73	67	73	286	T15	10,666.67
1988	76	68	73		217	T30	5,700.00
1989	71	70	71	73	285	T6	26,500.00
1991	65	67	73	68	273	2	86,400.00
1992	72	73	70	74	289	T13	17,375.00
1993	71	76	70	74	291	T25	12,625.00
<b>Total</b>							<b>\$347,332.39</b>

## Wadsworth, Fred (75.50)

Year	1st	2nd	3rd	4th	Total	Finish	Money
1987	72	84	73	73	302	29	\$8,100.00

## Wagner, Johnson (70.27)

Year	1st	2nd	3rd	4th	Total	Finish	Money
2009	68	71	70	69	278	10	\$162,000.00
2012	72	72	68	67	279	T9	165,000.00
2013	72	72	72		216	T13	120,400.00
<b>Total</b>							<b>\$447,400.00</b>

## Waite, Grant (72.25)

Year	1st	2nd	3rd	4th	Total	Finish	Money
1994	70	69	77	73	289	T20	\$20,250.00

## Waldorf, Duffy (71.50)

Year	1st	2nd	3rd	4th	Total	Finish	Money
1996	71	70	69	69	279	T7	\$30,625.00
2000	70	76	72	77	295	T19	59,000.00
2001	70	70	71	73	284	T19	60,000.00
<b>Total</b>							<b>\$149,625.00</b>

## Walker, Jimmy (69.44)

Year	1st	2nd	3rd	4th	Total	Finish	Money
2014	73	73	67	72	285	T21	\$79,333.33
2016	70	71	64	72	277	T10	148,000.00
2017	65	70	70	73	278	T9	172,333.33
<b>Total</b>							<b>\$1,064,666.66</b>

## Wall, Art (72.17)

Year	1st	2nd	3rd	4th	Total	Finish	Money
1954	69	66	70	73	278	1	\$10,000.00
1955	75	72	77	78	302	T15	1,110.00
1957	73	76	76	73	298	16	1,140.00
1959	72	68	69	74	283	2	5,000.00
1960	69	70	73	67	279	T8	1,250.00
1961	69	70	78	77	294	19	1,280.00
1964	72	73	70	70	285	T10	1,650.00
1967	72	69	78	73	292	T18	2,050.00
1976	74	71	72	70	287	7	9,298.00
<b>Total</b>							<b>\$32,778.00</b>

## Wampler, Fred (73.00)

Year	1st	2nd	3rd	4th	Total	Finish	Money
1954	72	75	71	74	292	T11	\$1,000.00

## Watney, Nick (70.20)

Year	1st	2nd	3rd	4th	Total	Finish	Money
2008	68	72	67	71	278	T5	\$218,000.00
2010	67	71	70	71	279	T16	110,000.00
2012	73	71	68	68	280	T12	130,000.00
2013	69	73	74		216	T13	120,400.00
<b>Total</b>							<b>\$578,400.00</b>

## Watson, Bubba (70.39)

Year	1st	2nd	3rd	4th	Total	Finish	Money
2011	70	70	73	72	285	T25	\$62,000.00
2012	74	69	72	69	284	T18	91,500.00
2013	70	69	71		210	T4	304,000.00
2015	70	69	68	70	277	10	160,000.00
2016	69	68	73	67	277	T10	148,000.00
2017	72	72	71	71	286	T25	70,000.00
<b>Total</b>							<b>\$835,500.00</b>

## Watson, Denis (74.50)

Year	1st	2nd	3rd	4th	Total	Finish	Money
1985	72	80	69	77	298	26	\$5,000.00

## Watson, Tom (71.20)

Year	1st	2nd	3rd	4th	Total	Finish	Money
1975	69	75	71	70	285	T7	\$6,667.50
1976	72	74	71	69	286	6	9,753.00
1977	74	73	69	76	292	T26	2,650.66
1978	71	70	71	76	288	T11	5,951.50
1979	69	66	70	70	275	1	54,000.00
1980	65	66	72	73	276	1	54,000.00
1981	74	72	68	70	284	9	10,250.00
1982	69	68	72	75	284	T6	12,840.00
1983	76	72	71	72	291	16	8,000.00
1984	69	71	67	67	274	1	72,000.00
1985	75	73	73	70	291	T18	6,666.67
1988	71	69	71		211	T11	10,620.00
1997	70	68	74		212	T14	26,460.00
1999	74	71	75	76	296	29	38,610.00
<b>Total</b>							<b>\$318,469.33</b>

## Weaver, Bert (75.25)

Year	1st	2nd	3rd	4th	Total	Finish	Money
1965	72	74	76	79	301	23	\$1,075.00

## Weaver, DeWitt (72.50)

Year	1st	2nd	3rd	4th	Total	Finish	Money
1972	75	73	70	77	295	T18	\$3,300.00
1973	71	73	70	71	285	T5	6,921.40
<b>Total</b>							<b>\$10,221.40</b>

## Weekley, Boo (71.42)

Year	1st	2nd	3rd	4th	Total	Finish	Money
2008	80	74	68	66	288	T23	\$76,000.00
2009	70	70	69	72	281	T15	107,000.00
2014	71	74	70	73	288	26	68,000.00
<b>Total</b>							<b>\$251,000.00</b>

# Individual Player Records

## Weibring, D.A. (73.11)

Year	1st	2nd	3rd	4th	Total	Finish	Money
1980	72	75	75	74	296	29	\$3,300.00
1988	73	72	73		218	T33	5,450.00
1992	71	75	74	71	291	T19	14,750.00
1996	69	75	72	71	287	T19	18,500.00
1997	78	77	69		224	31	16,452.00
<b>Total</b>							<b>\$58,452.00</b>

## Weir, Mike (70.63)

Year	1st	2nd	3rd	4th	Total	Finish	Money
2000	76	73	69	67	285	T4	\$127,500.00
2001	70	70	68	73	281	T12	78,000.00
2002	63	74	74	73	284	T14	83,500.00
2004	71	70	73	75	289	24	75,000.00
2005	70	63	71	76	280	T13	110,000.00
2008	71	67	68	70	276	4	310,000.00
<b>Total</b>							<b>\$784,000.00</b>

## Weiskopf, Tom (73.25)

Year	1st	2nd	3rd	4th	Total	Finish	Money
1968	75	71	67	75	288	T12	\$3,725.00
1969	69	78	77	72	296	T16	2,816.67
1972	74	70	71	71	286	8	5,700.00
1974	71	74	73	76	294	T20	3,900.00
1975	71	76	70	71	288	T11	5,104.00
1976	73	78	75	76	302	22	4,347.00
1978	72	75	74	71	292	T18	4,310.00
1982	70	72	75	75	292	T26	4,100.00
1983	77	78	71	73	299	T23	5,075.00
<b>Total</b>							<b>\$39,077.67</b>

## Wetterich, Brett (73.50)

Year	1st	2nd	3rd	4th	Total	Finish	Money
2007	69	79	73	73	294	T22	\$65,000.00

## Whitt, Don (68.75)

Year	1st	2nd	3rd	4th	Total	Finish	Money
1960	67	72	68	68	275	4	\$3,000.00

## Wiebe, Mark (73.13)

Year	1st	2nd	3rd	4th	Total	Finish	Money
1986	72	75	74	75	296	28	\$6,600.00
1987	70	72	75	72	289	T19	9,700.00
<b>Total</b>							<b>\$16,300.00</b>

## Willis, Garrett (76.00)

Year	1st	2nd	3rd	4th	Total	Finish	Money
2002	77	80	74	73	304	32	\$51,000.00

## Wilson, Dean (75.50)

Year	1st	2nd	3rd	4th	Total	Finish	Money
2007	80	78	72	72	302	29	\$55,000.00

## Wilson, Mark (72.00)

Year	1st	2nd	3rd	4th	Total	Finish	Money
2008	74	72	73	72	291	27	\$69,000.00
2010	74	71	70	75	290	T27	70,500.00
2012	72	71	69	72	284	T18	91,500.00
2013	69	76	70		215	T11	155,000.00
<b>Total</b>							<b>\$386,000.00</b>

## Winger, Bo (74.70)

Year	1st	2nd	3rd	4th	Total	Finish	Money
1955	74	76	75	76	301	14	\$1,140.00
1956	79	73	69	78	299	T17	1,070.00
1957	81	78	74	72	305	21	1,040.00
1962	80	70	77	72	299	26	1,000.00
1963	70	72	77	71	290	T17	1,175.00
<b>Total</b>							<b>\$5,425.00</b>

## Wood, Willie (73.00)

Year	1st	2nd	3rd	4th	Total	Finish	Money
1997	74	71	74		219	30	\$16,692.00

## Woodland, Gary (71.25)

Year	1st	2nd	3rd	4th	Total	Finish	Money
2012	73	71	73	72	289	24	\$70,000.00
2014	71	70	67	73	281	T13	130,000.00
<b>Total</b>							<b>\$200,000.00</b>

## Woods, Tiger (68.97)

Year	1st	2nd	3rd	4th	Total	Finish	Money
1997	70	67	65		202	1	\$216,000.00
1998	72	67	69	64	272	T2	149,600.00
1999	69	69	67	72	277	T5	94,900.00
2000	71	66	71	68	276	1	522,000.00
2001	70	73	68	69	280	T8	99,000.00
2002	68	74	74	65	281	T10	105,000.00
2004	71	70	65	71	277	T4	275,000.00
2005	68	68	69	68	273	T3	350,000.00
<b>Total</b>							<b>\$1,811,500.00</b>

## Worsham, Lew (71.25)

Year	1st	2nd	3rd	4th	Total	Finish	Money
1953	68	71	72	74	285	T3	\$1,500.00

## Wrenn, Robert (71.00)

Year	1st	2nd	3rd	4th	Total	Finish	Money
1988	69	72	72		213	T19	\$7,625.00

## Wynn, Bob (72.25)

Year	1st	2nd	3rd	4th	Total	Finish	Money
1977	70	67	78	74	289	T16	\$4,347.60

## Wysong, Dudley (72.63)

Year	1st	2nd	3rd	4th	Total	Finish	Money
1966	71	70	80	69	290	T10	\$2,800.00
1968	71	74	73	73	291	T19	2,616.66
<b>Total</b>							<b>\$5,416.66</b>

## Yancey, Bert (72.56)

Year	1st	2nd	3rd	4th	Total	Finish	Money
1967	70	75	71	70	286	10	\$2,850.00
1968	74	73	72	70	289	T14	3,350.00
1970	75	72	72	76	295	T25	2,175.00
1973	75	67	75	74	291	T14	4,535.50
<b>Total</b>							<b>\$12,910.50</b>

## Yang, Y.E. (70.25)

Year	1st	2nd	3rd	4th	Total	Finish	Money
2010	70	74	66	71	281	19	\$90,000.00

## Zarley, Kermit (73.25)

Year	1st	2nd	3rd	4th	Total	Finish	Money
1968	68	75	76	70	289	T14	\$3,350.00
1971	77	75	71	74	297	T19	2,520.00
<b>Total</b>							<b>\$5,870.00</b>

## Ziegler, Larry (73.00)

Year	1st	2nd	3rd	4th	Total	Finish	Money
1970	72	71	73	71	287	T10	\$3,675.00
1975	71	74	73	77	295	T22	3,152.50
1977	75	74	73	72	294	29	2,373.00
<b>Total</b>							<b>\$9,200.50</b>

## Zoeller, Fuzzy (72.39)

Year	1st	2nd	3rd	4th	Total	Finish	Money
1979	77	72	74	76	299	T20	\$4,500.00
1982	70	72	70	73	285	T11	9,033.33
1983	74	72	68	70	284	T5	18,333.33
1984	67	74	76	74	291	T20	5,225.00
1985	68	72	70	73	283	T4	22,875.00
1986	71	74	69	79	293	26	7,000.00
1987	75	72	70	75	292	22	9,200.00
<b>Total</b>							<b>\$76,166.66</b>

## Zokol, Richard (72.25)

Year	1st	2nd	3rd	4th	Total	Finish	Money
1993	70	73	72	74	289	T22	\$13,825.00

# 2017 Sentry Tournament of Champions Hole-by-Hole Summary

## The Plantation Course at Kapalua

Rank	Hole	Par	Average Yardage	Average Score	Average Over Under-par	Eagles	Birdies	Pars	Bogeys	Doubles	Triples +
1	1	4	520	4.109	.109		7	100	21		
5	2	3	218	3.023	.023		15	96	16	1	
13	3	4	380	3.828	.172-	1	31	87	8		1
9	4	4	382	3.883	.117-		33	79	14	2	
18	5	5	532	4.305	.695-	6	82	35	5		
8	6	4	398	3.898	.102-		26	91	9	2	
2	7	4	516	4.102	.102		13	89	26		
6	8	3	203	3.008	.008		26	78	21	3	
17	9	5	521	4.539	.461-	1	66	54	5	2	
12	10	4	354	3.836	.164-		30	90	7	1	
7	11	3	164	2.938	.062-		22	95	8	3	
14	12	4	420	3.805	.195-		35	86	4	3	
4	13	4	407	4.047	.047		15	92	21		
10	14	4	305	3.859	.141-	3	33	75	13	4	
15	15	5	555	4.664	.336-	2	61	47	15	2	1
10	16	4	365	3.859	.141-		27	92	9		
3	17	4	549	4.086	.086		16	90	18	3	1
16	18	5	663	4.586	.414-	1	58	62	7		
<b>TOTALS:</b>		<b>73</b>	<b>7452</b>	<b>70.375</b>	<b>2.625-</b>	<b>14</b>	<b>596</b>	<b>1438</b>	<b>227</b>	<b>26</b>	<b>3</b>

## 2017 Scoring Recap

	ROUND 1	ROUND 2	ROUND 3	ROUND 4	TOTAL
Rounds below 70	11	12	12	9	44
Rounds below par	27	28	30	22	107
Rounds par & below	29	30	31	27	117
Rounds at even par	2	2	1	5	10
Rounds over par	3	2	1	5	11
Rounds 80 & over					

## 19 -Year Ranking of Holes at The Plantation Course at Kapalua

Hole	Rank	Stroke Average	+/-
1	1	4.134	+ .134
2	2	3.114	+ .114
3	9	3.920	- .080
4	8	3.968	- .032
5	18	4.508	- .492
6	13	3.828	- .172
7	5	4.054	+ .054
8	4	3.088	+ .088
9	17	4.540	- .460
10	11	3.899	- .101
11	7	2.994	- .006
12	12	3.871	- .129
13	6	4.049	+ .049
14	14	3.792	- .208
15	15	4.642	- .358
16	10	3.900	- .100
17	3	4.096	+ .096
18	16	4.628	- .372

# PAST CHAMPIONS

1953	Al Besselink	1975	Al Geiberger	1997	Tiger Woods
1954	Art Wall	1976	Don January	1998	Phil Mickelson
1955	Gene Littler	1977	Jack Nicklaus	1999	David Duval
1956	Gene Littler	1978	Gary Player	2000	Tiger Woods
1957	Gene Littler	1979	Tom Watson	2001	Jim Furyk
1958	Stan Leonard	1980	Tom Watson	2002	Sergio Garcia
1959	Mike Souchak	1981	Lee Trevino	2003	Ernie Els
1960	Jerry Barber	1982	Lanny Wadkins	2004	Stuart Appleby
1961	Sam Snead	1983	Lanny Wadkins	2005	Stuart Appleby
1962	Arnold Palmer	1984	Tom Watson	2006	Stuart Appleby
1963	Jack Nicklaus	1985	Tom Kite	2007	Vijay Singh
1964	Jack Nicklaus	1986	Calvin Peete	2008	Daniel Chopra
1965	Arnold Palmer	1987	Mac O'Grady	2009	Geoff Ogilvy
1966	Arnold Palmer	1988	Steve Pate	2010	Geoff Ogilvy
1967	Frank Beard	1989	Steve Jones	2011	Jonathan Byrd
1968	Don January	1990	Paul Azinger	2012	Steve Stricker
1969	Gary Player	1991	Tom Kite	2013	Dustin Johnson
1970	Frank Beard	1992	Steve Elkington	2014	Zach Johnson
1971	Jack Nicklaus	1993	Davis Love III	2015	Patrick Reed
1972	Bobby Mitchell	1994	Phil Mickelson	2016	Jordan Spieth
1973	Jack Nicklaus	1995	Steve Elkington	2017	Justin Thomas
1974	Johnny Miller	1996	Mark O'Meara		