

# OWN

# THE

SI WOO KIM 2017

# MOMENT

THE  PLAYERS®

OFFICIAL MEDIA GUIDE



Morgan Stanley



Grant Thornton

PROUD PARTNERS

MAY 8-13

TPC SAWGRASS | PONTE VEDRA BEACH, FL





# Table of Contents

Schedule of Events .....	2-4
Player Eligibility .....	5
Broadcast Schedule .....	6
Tournament Officials .....	7
Style Reminder.....	7
Tournament Fact Sheet.....	8-9
History at a Glance .....	10
Timeline History of THE PLAYERS Championship.....	11-12
Official Scorecard for 2018.....	12

## COMPETITORS' CAPSULES .....13-46

### CHAMPIONSHIP RECORDS .....47-134

THE PLAYERS Tournament Records .....	48-58
Top-50 Career Money Winners .....	59
Top-50 Career Stroke Averages .....	59
Top-10 Finishes by Player .....	60-62
Career Individual Player Records.....	63-131
Round-by-Round Results.....	132-133

### TPC SAWGRASS .....135-140

Scoring Averages at a Glance .....	136
36-Year Ranking of Holes .....	136
Cut Score History for THE PLAYERS.....	137
Year-by-Year Scoring Averages.....	137
High-Low Scores by Hole .....	138-139

### THE PLAYERS Championship Summaries .....141-219

THE PLAYERS 1974.....	142
THE PLAYERS 1975.....	143
THE PLAYERS 1976.....	144
THE PLAYERS 1977.....	145
THE PLAYERS 1978.....	146
THE PLAYERS 1979.....	147
THE PLAYERS 1980.....	148
THE PLAYERS 1981.....	149
THE PLAYERS 1982.....	150
Hole-by-Hole Summary and Scoring Recap .....	151
THE PLAYERS 1983.....	152
Hole-by-Hole Summary and Scoring Recap .....	153
THE PLAYERS 1984.....	154
Hole-by-Hole Summary and Scoring Recap .....	155
THE PLAYERS 1985.....	156
Hole-by-Hole Summary and Scoring Recap .....	157
THE PLAYERS 1986.....	158
Hole-by-Hole Summary and Scoring Recap .....	159
THE PLAYERS 1987.....	160
Hole-by-Hole Summary and Scoring Recap .....	161
THE PLAYERS 1988.....	162
Hole-by-Hole Summary and Scoring Recap .....	163
THE PLAYERS 1989.....	164
Hole-by-Hole Summary and Scoring Recap .....	165
THE PLAYERS 1990.....	166
Hole-by-Hole Summary and Scoring Recap .....	167

THE PLAYERS 1991.....	168
Hole-by-Hole Summary and Scoring Recap .....	169
THE PLAYERS 1992.....	170
Hole-by-Hole Summary and Scoring Recap .....	171
THE PLAYERS 1993.....	172
Hole-by-Hole Summary and Scoring Recap .....	173
THE PLAYERS 1994.....	174
Hole-by-Hole Summary and Scoring Recap .....	175
THE PLAYERS 1995.....	176
Hole-by-Hole Summary and Scoring Recap .....	177
THE PLAYERS 1996.....	178
Hole-by-Hole Summary and Scoring Recap .....	179
THE PLAYERS 1997.....	180
Hole-by-Hole Summary and Scoring Recap .....	181
THE PLAYERS 1998.....	182
Hole-by-Hole Summary and Scoring Recap .....	183
THE PLAYERS 1999.....	184
Hole-by-Hole Summary and Scoring Recap .....	185
THE PLAYERS 2000.....	186
Hole-by-Hole Summary and Scoring Recap .....	187
THE PLAYERS 2001.....	188
Hole-by-Hole Summary and Scoring Recap .....	189
THE PLAYERS 2002.....	190
Hole-by-Hole Summary and Scoring Recap .....	191
THE PLAYERS 2003.....	192
Hole-by-Hole Summary and Scoring Recap .....	193
THE PLAYERS 2004.....	194
Hole-by-Hole Summary and Scoring Recap .....	195
THE PLAYERS 2005.....	196
Hole-by-Hole Summary and Scoring Recap .....	197
THE PLAYERS 2006.....	198
Hole-by-Hole Summary and Scoring Recap .....	199
THE PLAYERS 2007.....	200
Hole-by-Hole Summary and Scoring Recap .....	201
THE PLAYERS 2008.....	202
Hole-by-Hole Summary and Scoring Recap .....	203
THE PLAYERS 2009.....	204
Hole-by-Hole Summary and Scoring Recap .....	205
THE PLAYERS 2010.....	206
Hole-by-Hole Summary and Scoring Recap .....	207
THE PLAYERS 2011.....	208
Hole-by-Hole Summary and Scoring Recap .....	209
THE PLAYERS 2012.....	210
Hole-by-Hole Summary and Scoring Recap .....	211
THE PLAYERS 2013.....	212
Hole-by-Hole Summary and Scoring Recap .....	213
THE PLAYERS 2014.....	214
Hole-by-Hole Summary and Scoring Recap .....	215
THE PLAYERS 2015.....	216
Hole-by-Hole Summary and Scoring Recap .....	217
THE PLAYERS 2016.....	218
Hole-by-Hole Summary and Scoring Recap .....	219
THE PLAYERS 2017.....	218
Hole-by-Hole Summary and Scoring Recap .....	219
Past Champions .....	Back Cover

# Schedule of Events

## MONDAY, MAY 7

Practice Rounds - Course closed to the public

### MEDIA PREVIEW OF THE FIRST TEE EXPERIENCE AT THE PLAYERS

**Media Check-In at 1:30 p.m.; Event from 2-3 p.m.** – The First Tee Experience at THE PLAYERS, located in the McKenzie Noelle Wilson Foundation Kid Zone.

Media are invited to an exclusive sneak peek of The First Tee Experience at THE PLAYERS, before it opens to the public the following day. PGA TOUR Commissioner Jay Monahan will join The First Tee CEO Keith Dawkins to unveil the new interactive venue and discuss how the two organizations are working together to modernize and grow the game while positively impacting kids' lives. Monahan and Dawkins will also share their thoughts on engaging the next generation of fans and how The First Tee plans to transform the experience that kids and families have with the game.

The First Tee Experience is a new 5,000 square-foot, air-conditioned venue that features golf-themed games, golf-inspired social media activities and fun, interactive ways for fans to show off their skills and practice their trick shots. Fans can participate in scaled versions of The First Tee's signature programs currently offered in schools, at youth centers and at golf facilities around the country and the world. The First Tee Experience will be open to spectators attending THE PLAYERS from 10 a.m.-4 p.m. on Tuesday and Wednesday; and from 10 a.m.-7 p.m. Thursday through Sunday.

## TUESDAY, MAY 8

Practice Rounds - Entries open at 7:30 a.m.

Charity of the Day: Jim & Tabitha Furyk Family Foundation

### PGA TOUR WIVES ASSOCIATION AND COMMUNITY PEDSCARE®

**9:30 – 11 a.m. – Stadium Village**

On Tuesday, the PGA TOUR Wives Association and THE PLAYERS will host children and families from Wolfson Children's Hospital and Community PedsCare for a fun-filled morning at Stadium Village. "These Kids Can Play presented by EverBank benefiting Community PedsCare" highlights the importance of interactive therapy. Jim Furyk's wife, Tabitha Furyk, is the chairperson of this event for the PGA TOUR Wives Association, and many other TOUR players and their spouses will be in attendance to interact with the kids. The Jacksonville Zoo will be onsite with various animals from the zoo and each of the children in attendance will receive books donated by Books-A-Go-Go. The Museum of Contemporary Art (MOCA) will be on-site creating an art project with the children.

A PGA TOUR official will present the Community PedsCare® with a check donation.

This is the 10th year the PGA TOUR Wives Association has hosted an event for the children and their families, and approximately 75 families are expected to attend. The PGA TOUR Wives Association was incorporated in 1988 by wives of professional golfers on the PGA TOUR.

### ROB STRANO GOLF CLINIC FOR THE DEAF AND BLIND 9 a.m.– Dye's Valley/Stadium Village

Rob Strano will host a unique clinic which offers students at the Florida School for the Deaf and Blind golf instruction in sign language. This is the only known golf clinic of its kind. The students range in ages from 10-18 years old and most have never had exposure to the game of golf or the opportunity to attend THE PLAYERS Championship.

The clinic will take place on the Dye's Valley Course followed by a hands-on experience at The 17th Hole Challenge presented by Grant Thornton, Optum and Morgan Stanley in Stadium Village. The kids will have an opportunity to hit balls at the replica 17th hole (which will be closed to the public to allow them exclusive access) from 12:15-12:45 p.m.

After 15 years as a professional golfer, Rob Strano decided to utilize his golf skills in order to help the deaf and hard-of-hearing community. In 2003, he began studying sign language in a quest to bridge an existing gap between the game of golf and the hearing impaired. By 2004, Strano held his first clinic in Florida and has since toured around the country bring the sport he loves to those who may have never been able to learn to golf.

### BIRDIES FOR THE BRAVE® PATRIOTS OUTPOST OFFICIAL OPENING

**11 a.m.**

Throughout tournament week, all active duty and Reserve military members, military retirees, veterans and their dependents will have access to the Birdies for the Brave® Patriots' Outpost, a hospitality tent provided exclusively for the military which offers complimentary food and beverages. Located adjacent to No. 16 tee, the Patriots' Outpost is financially supported by United Rentals, THE PLAYERS volunteer leadership, the Red Coats, and Jacksonville-area companies and individuals. United Rentals is the lead sponsor of the Birdies for the Brave® Patriots' Outpost. In 2017, more than 19,000 military members and their families were hosted in Birdies for the Brave® Patriots' Outpost. The venue will be more than 10,000 square feet making it the largest Birdies for the Brave® Patriots' Outpost at a PGA TOUR tournament.

### MORGAN STANLEY HOSTS MAYPORT ELEMENTARY FOR FIELD TRIP TO THE PLAYERS

**9:30-11 a.m. – Morgan Stanley Eagles For Impact Experience Tent**

On Tuesday, Morgan Stanley and Book Trust will host a field trip for 3rd grade students from Mayport Elementary at THE PLAYERS



## Schedule of Events (cont.)

Championship. During the visit, the students will have a chance to participate in book selection through Book Trust, interact with the state-of-the-art golf simulator and take a photo in the custom photo booth. Following this event, Morgan Stanley local employee volunteers will join a "Feed the Read" celebration at Mayport Elementary to deliver the books selected by the children. To learn more visit [morganstanley.com/eagleup](http://morganstanley.com/eagleup).

### MILITARY APPRECIATION CEREMONY AND LUKE COMBS PERFORMANCE

**5:30 p.m. – 17th hole**

The 2018 Military Appreciation Ceremony and Luke Combs concert will take place at the 17th hole. Jim Furyk will cap off the Military Appreciation Day program, which will include pageantry by military personnel, a flyover by the 125th Fighter Wing, a National Anthem performance by Caleigh Furyk and special concert by country singer Luke Combs, who was voted iHeart Radio's Best New Country Artist of 2018. Guests during the 2018 Military Appreciation Day ceremony include:

- Jay Monahan, PGA TOUR Commissioner
- Jim Furyk, 17-time PGA TOUR winner, 2010 FedExCup Champion and Jacksonville resident
- Rear Admiral Bette Bolivar, Commander, Navy Region Southeast
- Luke Combs, American singer/songwriter

Please note: local media who are on site during the Luke Combs performance may utilize up to three minutes of footage in news coverage.

### WEDNESDAY, MAY 9

Practice Rounds - Entries open at 7:30 a.m.

Charity of the Day: Junior Achievement of North Florida

### FCA GOLF JAX BREAKFAST WITH THE PROS

**7:30-9 a.m. – Sawgrass Marriott**

The Fellowship of Christian Athletes (FCA) has hosted a breakfast at THE PLAYERS Championship for 30+ years as a way to bring the Northeast Florida golf community together with PGA TOUR professionals. Professionals interact, pray and inspire Northeast Florida juniors through stories of what God has done in their personal life and professional career. All local area high school and college golf teams and coaches are invited to attend at no cost, thanks to individuals who underwrite the event by team sponsorship.

The event will be held at the Sawgrass Marriott and approximately 12-20 PGA TOUR players typically attend the breakfast. Many of these TOUR players participate in a Bible study fellowship each week at PGA TOUR events.

PGA TOUR player Russell Henley will be this year's keynote speaker and Fred Funk will return as the event host. Additional professionals will be in attendance.

### THE PLAYERS FIRST-TIMERS PRESS CONFERENCE

**8-10 a.m. – Clubhouse Lawn**

PGA TOUR players who are competing in THE PLAYERS Championship for the first time will meet at The Perch (between the media center and the scoring area) for a one-of-a-kind group press conference and will be presented with Tiffany & Co. first-timers cufflinks by PGA TOUR Commissioner Jay Monahan. Players will be split into two waves for interviews: 8-9 a.m. and 9-10 a.m.

### THE PLAYERS CHAMPIONSHIP CADDIE COMPETITION IN MEMORY OF BRUCE EDWARDS

**All Day – 17th hole**

Each year at THE PLAYERS Championship – during the Wednesday practice round – players and caddies switch roles when they arrive at the famous 17th hole and the caddies get the opportunity to take a swing. Each player contributes to the prize fund and the caddie who ends up closest to the pin takes home the money.

This is a great tradition unique to THE PLAYERS and one that provides an added layer of entertainment for the fans, players and caddies alike. The competition is named to honor Tom Watson's longtime caddie and friend Bruce Edwards, who passed away in 2004 from ALS or "Lou Gehrig's Disease." The PGA TOUR will match any donations the caddies/players make, with all monies going to the Bruce Edwards Foundation.

Fans can keep track of how the caddies are doing, as closest-to-the-pin information will be provided on the leaderboards surrounding No. 17, in addition to the prize money, the winning caddie will receive a VIP parking spot in the TPC Sawgrass Clubhouse lot Thursday-Sunday of THE PLAYERS.

### DREAMS COME TRUE VIP VISIT DURING THE PLAYERS CHAMPIONSHIP

**Wednesday-Sunday**

As part of its relationship with Dreams Come True ([www.dreamscometrue.org](http://www.dreamscometrue.org)), THE PLAYERS creates opportunities for families of children undergoing treatment for life-threatening illnesses to enjoy special experiences as part of the TOUR's "Together, anything's possible" charitable mission. During THE PLAYERS Championship, the tournament will welcome two Dreams Come True families to experience the tournament.

Wednesday is designated as "Dream Day," and both families will enjoy breakfast (8 a.m.) in the Greenside Lounge. From 9:30-10:30 a.m., they will be treated to an inside-the-ropes experience on the 17th tee during THE PLAYERS Championship Caddie Competition in memory of Bruce Edwards, including meet-and-greets and autograph opportunities with TOUR players. Throughout the week, the two families will enjoy week-long VIP tournament passes and complimentary admission to the World Golf Hall of Fame.

## Schedule of Events (cont.)

### FEDEX JUNIOR BUSINESS CHALLENGE

#### 3 p.m. – Stadium Village

During the 2017-18 PGA TOUR Season, FedEx and Junior Achievement are teaming up to empower the next generation of entrepreneurs with the FedEx Junior Business Challenge. On Wednesday, Junior Achievement students from the Jacksonville area will meet in the Stadium Village at 3 p.m. and present small business concepts to a judging panel consisting of: Billy Horschel (2014 FedExCup Champion), Denny Hamlin (2016 Daytona 500 winner and driver of the #11 FedEx Toyota), Shannon Miller (7-time Olympic medal gymnast and Jacksonville resident) and Mary Lynn Schroeder (CEO/Lead Designer, In Blue Handmade; FedEx Small Business Grant winner).

All panel members will be available for interviews from 4-4:30 p.m. at Stadium Village. Based on presentation performance, one business concept will be selected to present at the TOUR Championship in Atlanta for a chance to receive a \$75,000 donation from FedEx for their local Junior Achievement chapter.

### THURSDAY, MAY 10

First Round of Competition - Entries open at 6:15 a.m.  
Play begins at approximately 7:30 a.m. (threesomes off No.1 and No. 10)

Charity of the Day: Wolfson Children's Hospital

### FRIDAY, MAY 11

Second Round of Competition - Entries open at 6:15 a.m.  
Play begins at approximately 7:30 a.m. (threesomes off No.1 and No.10)

Charity of the Day: Nemours Children's Health System

### SATURDAY, MAY 12

Third Round of Competition - Entries open at 7:30 a.m.  
Play begins at approximately 7:30 a.m. (threesomes off No.1 and No. 10)

Charity of the Day: The St. Vincent's Healthcare Foundation

### SUNDAY, MAY 13

Final Round of Competition - Entries open at 7:30 a.m.  
Play begins at approximately 8:30 a.m., depending on the size of the cut (twosomes off No. 1)

PINK OUT

Charity of the Day: The DONNA Foundation

### PINK OUT AND MOTHER'S DAY AT THE PLAYERS ON CHAMPIONSHIP SUNDAY

In honor of Mother's Day, which falls on the final round of THE PLAYERS (Sunday, May 13), the event will once again stage a "PINK OUT" on Championship Sunday in a celebration of mothers and support of The DONNA Foundation's breast cancer marathon for research and care.

Players, caddies, sponsors, volunteers and fans are encouraged to wear pink to TPC Sawgrass in support of The DONNA Foundation, a local charitable organization that raises funds for ground-breaking breast cancer research at Mayo Clinic and women living with breast cancer. The DONNA Foundation is also THE PLAYERS' "Charity of the Day" on May 13.

### CHAPEL SERVICE

#### 7-8 a.m. – Clubhouse Lawn

For the 35th year, THE PLAYERS will host a Sunday morning service prior to the final round of the tournament, this year on the TPC Sawgrass Lower Clubhouse Lawn. Fans are encouraged to gather on the Lower Clubhouse Lawn for a sermon given by a local pastor. Seating will be provided and complimentary coffee and donuts are available for all in attendance.

### CLOSING CEREMONY

#### Approximately 7 p.m. – Clubhouse Lawn

When the final putt drops on Sunday evening at THE PLAYERS, there's still more for fans to experience as the tournament champions receives THE PLAYERS Waterford Crystal Trophy at the Closing Ceremony.

THE PLAYERS Closing Ceremonies will be held on the Lower Clubhouse Lawn – where THE PLAYERS Trophy will be on display during the week – allowing fans to surround the stage and get closer than ever to the new champion. Not only will the ceremony be televised live on Golf Channel – giving fans the chance to be seen on TV – but the 2018 winner will also sign a limited number of commemorative THE PLAYERS pin flags and distribute some of them to lucky fans who stick around to congratulate him.

## Player Eligibility

- Winners of PGA TOUR cosponsored or approved tournaments, whose victories are considered official since the previous season's PLAYERS Championship.
- The top 125 players from the 2016-2017 FedExCup Points List.
- Players whose combined FedExCup points equal or exceed 125th place on the FedExCup points List for the preceding season shall have the same eligibility to Invitation Tournaments as members within the Top 125 FedExCup Points List category for the preceding season (Top 125 Medical).
- Winners of the Masters Tournament in the last five seasons (2014-2018).
- Winners of THE PLAYERS Championship, U.S. Open, The Open Championship and PGA Championship in the last five seasons (2013-2017).
- Winners of the TOUR Championship in the last three seasons (2015-2017).
- Winners of the WGC-Dell Technologies Match Play and WGC-Mexico Championship in the last three seasons (2016-2018).
- Winners of the WGC-Bridgestone Invitational in the last three seasons (2015-2017).
- Winners of the WGC-HSBC Champions in the last three seasons (2015-2017).
- The top 50 players from the Official World Golf Ranking through the Zurich Classic.
- The top 10 players from the 2017-2018 FedExCup Points list through the Zurich Classic.
- Winners of the Arnold Palmer Invitational presented by Mastercard and the Memorial Tournament in the last three seasons beginning with the 2016 winners.
- The winner of the previous year's Constellation SENIOR PLAYERS Championship.
- The leading money winner from the 2017 Top 25 Web.com Tour Regular season players using combined money earned on the Official Web.com Tour Regular Season Money List and money earned in the Web.com Tour Finals and leading money winner from the 2017 Web.com Tour Finals.
- If necessary to complete a field of 144 players, PGA TOUR members from the 2017-2018 FedExCup Points List below 10th position though the Zurich Classic, in order of their positions on such list.



# Broadcast Schedule

## **THURSDAY, MAY 10**

First Round of THE PLAYERS Championship

- 7:30 a.m. - 7 p.m. PGA TOUR Live - Featured Groups/Holes
- 9 a.m. - 7 p.m. PGA TOUR Live - 12th and 17th Hole Coverage
- 12 - 7 p.m. PGA TOUR Radio and PGA TOUR Digital Platforms
- 1 - 7 p.m. Golf Channel Broadcast

## **FRIDAY, MAY 11**

Second Round of THE PLAYERS Championship

- 7:30 a.m. - 7 p.m. PGA TOUR Live - Featured Groups/Holes
- 9 a.m. - 7 p.m. PGA TOUR Live - 12th and 17th Hole Coverage
- 12 - 7 p.m. PGA TOUR Radio and PGA TOUR Digital Platforms
- 1 - 7 p.m. Golf Channel Broadcast

## **SATURDAY, MAY 12**

Third Round of THE PLAYERS Championship

- 8:30 a.m. - 7 p.m. PGA TOUR Live - Featured Groups/Holes
- 12 - 7 p.m. PGA TOUR Live - 12th and 17th Hole Coverage
- 1 - 7 p.m. PGA TOUR Radio and PGA TOUR Digital Platforms
- 2 - 7 p.m. NBC Broadcast

## **SUNDAY, MAY 13**

Final Round of THE PLAYERS Championship

- 8:30 a.m. - 7 p.m. PGA TOUR Live - Featured Groups/Holes
- 12 - 7 p.m. PGA TOUR Live - 12th and 17th Hole Coverage
- 1 - 7 p.m. PGA TOUR Radio and PGA TOUR Digital Platforms
- 2 - 7 p.m. NBC Broadcast

# Tournament Officials

## Tournament Officials

Jared Rice	Executive Director, THE PLAYERS
Brian Cleek	Senior Director, Sales & Marketing
Karen Davidson	Senior Director, Tournament Services
Cathie Hurlburt	Director, Charitable Outreach
Todd Tatarek	Director, Tournament Operations
Scott Gordon	Senior Manager, Sales
Dugan Murphy	Tournament Sales Representative
Joshua Woods	Tournament Sales Representative
Josh Mendelson	Tournament Sales Coordinator
Jen Hendrich	Community Outreach Manager
Courtney Davis	Charitable Outreach Manager
Sam Harker	Tournament Operations Specialist
Nikki Haywood	Senior Production Artist
Laura Waters-Brown	Producer
Brittany Jones	Coordinator
Danielle Powell	Coordinator
Jessica Zinz	Tournament Services Manager
Courtney Crews	Tournament Specialist
Katy Pendgraft	Tournament Assistant

## PGA TOUR Communications Staff

Laura Neal	Senior Vice President, Communications
Joel Schuchmann	Vice President, Communications
Chris Reimer	Senior Director, Communications
Mark Williams	Director, Communications
Amanda Herrington	Senior Manager, Communications
Michael Baliker	Manager, Communications
Nick Parker	Manager, Communications
Tracey Veal	Manager, Media Relations
Rachel Noble	Coordinator, Communications
Emily Tillo	Specialist, Communications

## Rules and Competitions Staff/PGA TOUR Rules Staff

Mark Russell	Tournament Director, VP of Rules and Competition
Stephen Cox	Advance Official
Steve Carman	Advance Official
Peter Dachisen	
Jim Duncan	
John Lillvis	
John Mutch	
Ken Tackett	
Robby Ware	
Slugger White	
Gary Young	

## Scoring Officials

Colin Murray
Rick Wild

## Golf Organizations

Diane Barabe	Golf Canada
Tom Carpus	PGA of America
Clive Brown	The R&A
Grant Moir	The R&A
Thomas Pagel	USGA

### THE PLAYERS Championship Style Reminder

Proper style for the name of this tournament is THE PLAYERS (all caps) Championship (upper-case "C" in Championship, all other letters lower case). On second reference, it can be referred to as THE PLAYERS. When used with the year, the preferred reference is "THE PLAYERS 2016."

The style for the site is THE PLAYERS Stadium Course at TPC Sawgrass. It is preferable to use TPC Sawgrass, the name of the club, on first reference.

# Tournament Fact Sheet

<b>EVENT:</b>	<p>THE PLAYERS Championship (THE PLAYERS on second reference) is a showcase of excellence that features the best field in golf, the purest test in golf – THE PLAYERS Stadium Course at TPC Sawgrass – and is a shrine to golf fans, offering a world-class fan experience at golf’s greatest stadium.</p> <p>The Stadium Course creates a test worthy of the best field in golf. A player must display a well-rounded, complete game and triumph over the sport’s best risk/reward finish to make history and become THE PLAYERS champion.</p>						
<b>DATE:</b>	May 8-13, 2018						
<b>SITE:</b>	THE PLAYERS Stadium Course at TPC Sawgrass Ponte Vedra Beach, Fla.						
<b>PAR/YARDAGE:</b>	Par: 36-36=72/7,189 Yards						
<b>ARCHITECT/OPENED:</b>	Pete Dye/1980						
<b>FORMAT:</b>	72 holes of stroke play; after 36 holes, there is a cut to the low 70 and ties						
<b>DEFENDING CHAMPION:</b>	Si Woo Kim, 278 (-10); became the youngest winner in THE PLAYERS Championship history at 21 years old.						
<b>PURSE:</b>	\$11 million/\$1.98 million to the winner						
<b>TICKETS:</b>	Tickets to THE PLAYERS 2018 are available at <a href="http://www.THEPLAYERSChampionship.com">www.THEPLAYERSChampionship.com</a> and locally at Publix.						
<b>BROADCAST LISTINGS:</b>	<p>THE PLAYERS is broadcast to more than 1 billion households outside the United States, to 226 countries and territories in 30 languages.</p> <p>TV listings in the United States:</p> <table><tr><td>Thursday and Friday, May 10-11</td><td>1 – 7 p.m.</td><td>Golf Channel</td></tr><tr><td>Saturday and Sunday, May 12-13</td><td>2 – 7 p.m.</td><td>NBC</td></tr></table>	Thursday and Friday, May 10-11	1 – 7 p.m.	Golf Channel	Saturday and Sunday, May 12-13	2 – 7 p.m.	NBC
Thursday and Friday, May 10-11	1 – 7 p.m.	Golf Channel					
Saturday and Sunday, May 12-13	2 – 7 p.m.	NBC					
<b>PARKING:</b>	<p>All parking is on site at the tournament parking lot (CR 210/Palm Valley Rd).</p> <ul style="list-style-type: none"><li>• Thursday through Sunday, a parking pass is required for the general lot, including disabled guests. Parking passes must be purchased by going to <a href="https://theplayersparking.clickandpark.com">https://theplayersparking.clickandpark.com</a>.</li><li>• Tuesday and Wednesday, all parking is free.</li><li>• Parking is FREE for cars with four or more, but a voucher must be downloaded in advance at <a href="https://theplayersparking.clickandpark.com">https://theplayersparking.clickandpark.com</a>.</li><li>• Parking is not being sold at Publix or Will Call.</li></ul>						
<b>CHARITY:</b>	<p>Proceeds from THE PLAYERS benefit Northeast Florida charities and have totaled more than \$92 million since the event moved to Ponte Vedra Beach in 1977, including a record \$8.7 million in 2017. In April 2011, THE PLAYERS announced a new charitable focus, committing to generate \$50 million for youth-related charities over the 10 years.</p>						



# Tournament Fact Sheet (cont.)

**TOURNAMENT RECORD:** 264 (-24), Greg Norman, 1994

**COURSE RECORD:** 63 (-9), Fred Couples, 1992; Greg Norman, 1994; Roberto Castro, 2013; Martin Kaymer, 2014; Jason Day, Colt Knost, 2016

**PROUD PARTNERS:**

**About Grant Thornton**

Founded in Chicago in 1924, Grant Thornton LLP, the U.S. member firm of Grant Thornton International Ltd, one of the world's leading organizations of independent audit, tax and advisory firms. Grant Thornton, which has revenues in excess of \$1.7billion and operates 59 offices, works with broad range of dynamic publicly and privately held companies, government agencies, financial institutions, and civic and religious organizations.

"Grant Thornton" refers to Grant Thorton LLP, the U.S. member firm of Grant Thornton International Ltd (GTIL). GTIL and the member firms are not a worldwide partnership. Services are delivered by the member firms. GTIL and its member firms are not agents of, and do not obligate, one another and are not liable for one another's acts or omissions. Please see [grantthornton.com](http://grantthornton.com) for further details.

**About Optum**

Optum is a leading information and technology-enabled health services business dedicated to helping make the health system work better for everyone. With more than 135,000 people worldwide, Optum delivers intelligent, integrated solutions that help to modernize the health system and improve overall population health. Optum is part of UnitedHealth Group (NYSE:UNH).

**About Morgan Stanley**

Morgan Stanley (NYSE:MS) is a leading global financial services firm providing investment banking, securities, wealth management and investment management services. With offices in more than 42 countries, the Firm's employees serve clients worldwide including corporations, governments, institutions and individuals. For more information about Morgan Stanley, please visit [www.morganstanley.com](http://www.morganstanley.com).

**CHAMPIONSHIP OFFICE:**

THE PLAYERS Championship  
103 Championship Way  
Ponte Vedra Beach, FL 32082  
PH: (904) 273-3383 FAX: (904) 285-5795

**MEDIA CONTACTS:**

Chris Reimer, Senior Director of Communications, PGA TOUR  
904-273-3286, [chrisreimer@pgatourhq.com](mailto:chrisreimer@pgatourhq.com)  
Emily Tillo, Communications Specialist, PGA TOUR  
904-273-3642, [emilytillo@pgatourhq.com](mailto:emilytillo@pgatourhq.com)  
Michael Baliker, Communications Manager, PGA TOUR  
904-273-7664, [michaelbaliker@pgatourhq.com](mailto:michaelbaliker@pgatourhq.com)  
Nick Parker, Communications Manager, PGA TOUR  
904-543-5727, [nickparker@pgatourhq.com](mailto:nickparker@pgatourhq.com)  
Rachel Noble, Communications Coordinator, PGA TOUR  
904-273-7668, [rachelnoble@pgatourhq.com](mailto:rachelnoble@pgatourhq.com)  
Jen Hendrich, Manager of Community Outreach, THE PLAYERS  
904-273-3435, [jenhendrich@pgatourhq.com](mailto:jenhendrich@pgatourhq.com)  
Tracey Veal, Communications Manager, PGA TOUR  
904-273-3688, [traceyveal@pgatourhq.com](mailto:traceyveal@pgatourhq.com)

## History at a Glance

Final Rd.	Winner	Score	Runner(s)-up	Score	Location	Par/Yards	Purse	First Place
9/2/1974	Jack Nicklaus	272	J.C. Snead	274	Atlanta CC	72/6,883	\$250,000	\$50,000
8/24/1975	Al Geiberger	270	Dave Stockton	273	Colonial CC	70/7,160	250,000	50,000
3/1/1976	Jack Nicklaus	269	J.C. Snead	272	Inverrary G&CC	72/7,160	300,000	60,000
3/20/1977	Mark Hayes	289	Mike McCullough	291	Sawgrass CC	72/7,174	300,000	60,000
3/19/1978	Jack Nicklaus	289	Lou Graham	290	Sawgrass CC	72/7,174	344,270	60,000
3/25/1979	Lanny Wadkins	283	Tom Watson	288	Sawgrass CC	72/7,174	437,292	72,000
3/23/1980	Lee Trevino	278	Ben Crenshaw	279	Sawgrass CC	72/7,174	440,000	72,000
3/22/1981	Raymond Floyd*	285	Barry Jaeckel	285	Sawgrass CC	72/7,174	435,620	72,000
			Curtis Strange					
3/21/1982	Jerry Pate	280	Brad Bryant	282	TPC Sawgrass	72/6,857	500,000	90,000
			Scott Simpson					
3/27/1983	Hal Sutton	283	Bob Eastwood	284	TPC Sawgrass	72/6,857	700,000	126,000
4/1/1984	Fred Couples	277	Lee Trevino	278	TPC Sawgrass	72/6,857	800,000	144,000
3/31/1985	Calvin Peete	274	D.A. Weibring	277	TPC Sawgrass	72/6,857	900,000	162,000
3/30/1986	John Mahaffey	275	Larry Mize	276	TPC Sawgrass	72/6,857	900,000	162,000
3/29/1987	Sandy Lyle*	274	Jeff Sluman	274	TPC Sawgrass	72/6,857	1,000,000	180,000
3/27/1988	Mark McCumber	273	Mike Reid	277	TPC Sawgrass	72/6,857	1,250,000	225,000
3/19/1989	Tom Kite	279	Chip Beck	280	TPC Sawgrass	72/6,857	1,350,000	243,000
3/18/1990	Jodie Mudd	278	Mark Calcavecchia	279	TPC Sawgrass	72/6,896	1,500,000	270,000
3/31/1991	Steve Elkington	276	Fuzzy Zoeller	277	TPC Sawgrass	72/6,896	1,600,000	288,000
3/29/1992	Davis Love III	273	Ian Baker-Finch	277	TPC Sawgrass	72/6,896	1,800,000	324,000
			Phil Blackmar					
			Nick Faldo					
			Tom Watson					
3/28/1993	Nick Price	270	Bernhard Langer	275	TPC Sawgrass	72/6,896	2,500,000	450,000
3/27/1994	Greg Norman	264	Fuzzy Zoeller	268	TPC Sawgrass	72/6,896	2,500,000	450,000
3/26/1995	Lee Janzen	283	Bernhard Langer	284	TPC Sawgrass	72/6,896	3,000,000	540,000
3/31/1996	Fred Couples	270	Colin Montgomerie	274	TPC Sawgrass	72/6,896	3,500,000	630,000
			Tommy Tolles					
3/30/1997	Steve Elkington	272	Scott Hoch	279	TPC Sawgrass	72/6,896	3,500,000	630,000
3/29/1998	Justin Leonard	278	Glen Day	280	TPC Sawgrass	72/6,950	4,000,000	720,000
			Tom Lehman					
3/28/1999	David Duval	285	Scott Gump	287	TPC Sawgrass	72/6,950	5,000,000	900,000
3/26/2000	Hal Sutton	278	Tiger Woods	279	TPC Sawgrass	72/7,093	6,000,000	1,080,000
3/25/2001	Tiger Woods	274	Vijay Singh	275	TPC Sawgrass	72/7,093	6,000,000	1,080,000
3/24/2002	Craig Perks	280	Stephen Ames	282	TPC Sawgrass	72/7,093	6,000,000	1,080,000
3/30/2003	Davis Love III	271	Jay Haas	277	TPC Sawgrass	72/7,093	6,500,000	1,170,000
			Padraig Harrington					
3/28/2004	Adam Scott	276	Padraig Harrington	277	TPC Sawgrass	72/7,093	8,000,000	1,440,000
3/28/2005	Fred Funk	279	Luke Donald	280	TPC Sawgrass	72/7,093	8,000,000	1,440,000
			Tom Lehman					
			Scott Verplank					
3/26/2006	Stephen Ames	274	Retief Goosen	280	TPC Sawgrass	72/7,098	8,000,000	1,440,000
5/13/2007	Phil Mickelson	277	Sergio Garcia	279	TPC Sawgrass	72/7,215	9,000,000	1,620,000
5/11/2008	Sergio Garcia*	283	Paul Goydos	283	TPC Sawgrass	72/7,215	9,500,000	1,710,000
5/10/2009	Henrik Stenson	276	Ian Poulter	280	TPC Sawgrass	72/7,215	9,500,000	1,710,000
5/9/2010	Tim Clark	272	Robert Allenby	273	TPC Sawgrass	72/7,469	9,500,000	1,710,000
5/15/2011	K.J. Choi *	275	David Toms	275	TPC Sawgrass	72/7,215	9,500,000	1,710,000
5/13/2012	Matt Kuchar	275	Ben Curtis	277	TPC Sawgrass	72/7,215	9,500,000	1,710,000
			Rickie Fowler					
			Zach Johnson					
			Martin Laird					
5/12/2013	Tiger Woods	275	David Lingmerth	277	TPC Sawgrass	72/7,215	9,500,000	1,710,000
			Jeff Maggert					
			Kevin Streelman					
5/11/2014	Martin Kaymer	275	Jim Furyk	276	TPC Sawgrass	72/7,215	10,000,000	1,800,000
5/10/2015	Rickie Fowler*	276	Kevin Kisner	276	TPC Sawgrass	72/7,215	10,000,000	1,800,000
			Sergio Garcia					
5/15/2016	Jason Day	273	Kevin Chappell	277	TPC Sawgrass	72/7,215	10,500,000	1,890,000
5/14/2017	Si Woo Kim	278	Louis Oosthuizen	281	TPC Sawgrass	72/7,215	10,500,000	1,890,000
			Ian Poulter					

# Timeline History of THE PLAYERS Championship

**1974:** Inaugural PLAYERS Championship (christened "Tournament Players Championship") held at Atlanta CC; Jack Nicklaus a two-stroke winner over J.C. Sneed.

**1976:** Jack Nicklaus becomes first two-time winner in event's third year; tournament played at Inverrary G&CC.

**1978:** Jack Nicklaus completes PLAYERS "hat trick," edging Lou Graham by one stroke.

**1980:** Lee Trevino edges Ben Crenshaw by one stroke.

**1982:** TPC Sawgrass (opened in 1980) serves as venue for its first PLAYERS Championship; winner Jerry Pate "baptizes" new course by pushing Commissioner Deane Beman and architect Pete Dye into lake adjoining 18th green, then jumping in himself.

**1984:** Another two-time winner, Fred Couples, tops Lee Trevino by one stroke to capture his initial PLAYERS.

**1986:** John Mahaffey edges Larry Mize by one stroke.

## Timeline History (1974-1987)

**1975:** Al Geiberger wins second edition at Colonial CC in Fort Worth, TX.

**1977:** Tournament moves to Ponte Vedra Beach, FL, where Mark Hayes wins first of five events held at Sawgrass CC.

**1979:** Lanny Wadkins earns seventh of eventual 21 PGA TOUR titles with five-stroke victory over Tom Watson.

**1981:** With par on first extra hole, Raymond Floyd defeats Barry Jaeckel and Curtis Strange in first PLAYERS playoff in last event at Sawgrass CC.

**1983:** Hal Sutton earns first of two PLAYERS Championship titles by one stroke over Bob Eastwood.

**1985:** Calvin Peete wins 10th of 12 PGA TOUR titles, topping D.A. Weibring by three strokes.

**1987:** In second PLAYERS playoff, Sandy Lyle defeats Jeff Sluman with par on third extra hole.

**1988:** With tournament name formally changed to THE PLAYERS Championship, Jacksonville, FL resident Mark McCumber tops Mike Reid by four strokes.

**1990:** Jodie Mudd captures his third of four career PGA TOUR victories, and his first of two wins in 1990.

**1992:** Davis Love III defeats four players – Ian Baker-Finch, Phil Blackmar, Nick Faldo and Tom Watson – by four strokes.

**1994:** Greg Norman sets PLAYERS Championship record 264 that tops Fuzzy Zoeller by four strokes; Zoeller also breaks Price's previous mark.

**1996:** Fred Couples becomes first multiple winner since Jack Nicklaus; Couples' 64 is lowest finish by PLAYERS Championship champion.

**1998:** Justin Leonard wins 25th PLAYERS Championship; five-stroke comeback victory is largest for events played on Stadium Course.

**2000:** 17 years after first win, Hal Sutton earns second PLAYERS Championship title in wire-to-wire fashion; joins Al Geiberger (1975), Greg Norman (1994) and Steve Elkington (1997) as start-to-finish winners.

## Timeline History (1988-2001)

**1989:** Tom Kite posts one-stroke victory over Chip Beck.

**1991:** Another first-time winner, Steve Elkington, wins his second PGA TOUR title by one stroke over Fuzzy Zoeller.

**1993:** Nick Price establishes short-lived tournament record with 270.

**1995:** Lee Janzen edges Bernhard Langer by one stroke.

**1997:** Steve Elkington joins Jack Nicklaus and Fred Couples as multiple winners of THE PLAYERS; seven-stroke margin over Scott Hoch is largest in tournament history.

**1999:** Another "local boy" makes good: David Duval defeats Scott Gump by two strokes.

**2001:** Tiger Woods adds another trophy to his impressive mantle when he captures THE PLAYERS Championship by one stroke over Vijay Singh. Woods joins Jack Nicklaus as the only men to capture THE PLAYERS and all four major championships.

**2002:** Craig Perks becomes the first player to make THE PLAYERS Championship his first PGA TOUR win by finishing with a chip-in eagle, long birdie and chip-in par on the last three holes.

**2004:** Adam Scott made a 10-foot bogey putt on the 72nd hole to become, at age 23, the youngest winner in tournament history.

**2006:** Stephen Ames rolls to a six-stroke victory and his first PLAYERS title.

**2008:** Sergio Garcia parred the par-3 17th hole to beat Paul Goydos in the first playoff in 21 years.

**2010:** South Africa's Tim Clark set a Stadium Course record with the largest 36-hole comeback in PLAYERS history, winning his first PGA TOUR title thanks to playing the final 26 holes bogey-free.

**2012:** Matt Kuchar held off a number of contenders to win his fourth PGA TOUR event by two strokes. Kuchar's victory on Mother's Day came with his parents, who still live a stone's throw from TPC Sawgrass, and his wife and kids in attendance.

**2014:** With a 28-foot par-putt on the 17th hole in the final round and another gritty par at the 72nd hole, Martin Kaymer claimed his first win at THE PLAYERS.

## Timeline History (2002-2015)

**2003:** Davis Love III became the fourth player to win THE PLAYERS Championship multiple times, with a record-tying final-round 64.

**2005:** Fred Funk got up and down for par from the left greenside bunker on the final hole to become, at age 48, the oldest winner in tournament history.

**2007:** Phil Mickelson hit 16 greens in regulation during a final-round 69 on the way to his first PLAYERS title.

**2009:** Sweden's Henrik Stenson fired a bogey-free, 6-under-par 66 in the final round to win the 2009 PLAYERS.

**2011:** K.J. Choi shot a final-round 70 and made a nervy 4-foot putt for par on the first playoff-hole at the 17th green.

**2013:** With his two-stroke victory, Tiger Woods earned his 78th career PGA TOUR win and became just the sixth multiple winner of THE PLAYERS in its 40-year history.

**2015:** Rickie Fowler played his final four holes in 5-under to enter the event's first three-hole aggregate playoff before winning on the first extra hole of sudden death.



# Timeline History of THE PLAYERS Championship

**2016:**

After opening with a course-record-tying 63, Jason Day captured his first title at THE PLAYERS in wire-to-wire fashion. His final-round 71 sealed a four-stroke victory over Kevin Chappell.

## Timeline History (2016-17)


**2017:**

Si Woo Kim began the final round two strokes off the lead and posted the only bogey-free final round, a 3-under 69, to win THE PLAYERS Championship. At the age of 21 years, 10 months, 16 days, Kim became the youngest winner of THE PLAYERS Championship.

# 2018 Official Tournament Scorecard

HOLE	1	2	3	4	5	6	7	8	9	OUT	10	11	12	13	14	15	16	17	18	IN	TOTAL	
My Score																						




Contestant \_\_\_\_\_

Tee \_\_\_\_\_ Time \_\_\_\_\_

Date \_\_\_\_\_ Round \_\_\_\_\_

DO NOT WRITE IN THIS SPACE



## 2018 Official Scorecard

### THE PLAYERS®

TPC Sawgrass – THE PLAYERS Stadium Course

HOLE	1	2	3	4	5	6	7	8	9	OUT	10	11	12	13	14	15	16	17	18	IN	TOTAL	
Yards	423	532	177	384	471	393	451	237	583	3651	424	558	302	181	481	470	523	137	462	3538	7189	
Par	4	5	3	4	4	4	4	3	5	36	4	5	4	3	4	4	5	3	4	36	72	
Score																						

\_\_\_\_\_  
MARKER'S SIGNATURE

\_\_\_\_\_  
COMPETITOR'S SIGNATURE

## 2018 Competitors' Capsules

Sam Hunt performs at  
THE PLAYERS 2017 Military  
Appreciation Ceremony.



# 2018 Competitors' Capsules

All info as of May 7th

## BYEONG HUN AN

**BEST PGA TOUR CAREER FINISH: T2—2016** Zurich Classic of New Orleans.

**INTERNATIONAL VICTORIES (3): 2014** Rolex Trophy [EurChall], **2015** BMW PGA Championship [Eur], **2015** Shinhan Donghae Open [Kor]

### 2018 Tournament Summary

Tournament	Position	Scores	Total Score	Total Par	FedExCup Points
<b>PGA TOUR Regular Season</b>					
THE CJ CUP @ NINE BRIDGES	T11	71-73-67-73	284	-4	63
Shriners Hospitals for Children Open	T32	72-70-69-71	282	-2	20
OHL Classic at Mayakoba	CUT	75-69	144	+2	
The RSM Classic	CUT	70-74	144	+2	
Waste Management Phoenix Open	T23	68-67-72-68	275	-9	37
The Honda Classic	T5	70-72-69-65	276	-4	105
Valspar Championship	CUT	73-73	146	+4	
Arnold Palmer Invitational	T14	68-68-72-74	282	-6	50
Houston Open	T52	69-72-71-69	281	-7	6
RBC Heritage	T7	73-67-66-69	275	-9	75
Zurich Classic of New Orleans	CUT	68-74		-2	
Wells Fargo Championship	T63	73-70-70-75	288	+4	4
PGA TOUR Regular Season					
<b>FedExCup Points (Rank):</b>	<b>361 (79)</b>				
<b>Official Money (Rank):</b>	<b>\$907,482 (71)</b>				

## KIRADECH APHIBARNRAT (KEY-rah-debt uh-fy-BARN-rot)

**BEST PGA TOUR CAREER FINISH: T3—2014** CIMB Classic.

**INTERNATIONAL VICTORIES (6): 2009** Singha Pattaya Open, **2011** Sail Open [Asia], **2013** Maybank Malaysian Open [Eur], **2015** Shenzhen International [Eur], **2015** Saltire Energy Paul Lawrie Match Play [Eur], **2018** ISPS HANDA World Super 6 Perth [Eur, Asia, Aust]

### 2018 Tournament Summary

Tournament	Position	Scores	Total Score	Total Par	FedExCup Points
<b>PGA TOUR Regular Season</b>					
WGC-HSBC Champions	T24	65-70-75-76	286	-2	
The Honda Classic	T68	71-72-74-76	293	+13	
WGC-Mexico Championship	T5	66-69-71-65	271	-13	
Arnold Palmer Invitational	CUT	73-74	147	+3	
WGC-Dell Technologies Match Play	T5				
Masters Tournament	T44	79-70-72-71	292	+4	
<b>Official Money (Rank):</b>	<b>\$764,466</b>				

## RYAN ARMOUR

**PGA TOUR VICTORIES (1): 2018** Sanderson Farms Championship.

**WEB.COM TOUR VICTORIES (1): 2016** Panama Claro Championship.

### 2018 Tournament Summary

Tournament	Position	Scores	Total Score	Total Par	FedExCup Points
<b>PGA TOUR Regular Season</b>					
Safeway Open	CUT	72-72	144	E	
Sanderson Farms Championship	1	66-68-67-68	269	-19	300
Shriners Hospitals for Children Open	T20	68-74-72-67	281	-3	35
OHL Classic at Mayakoba	T55	68-69-73-72	282	-2	6
The RSM Classic	T37	69-70-71-65	275	-7	16
Sentry Tournament of Champions	20	71-73-70-71	285	-7	45
Sony Open in Hawaii	T39	67-67-67-71	272	-8	14
CareerBuilder Challenge	CUT	68-74-71	213	-3	
Waste Management Phoenix Open	CUT	70-72	142	E	
AT&T Pebble Beach Pro-Am	T20	70-70-69-70	279	-8	40
Genesis Open	T64	71-71-74-73	289	+5	4
The Honda Classic	CUT	75-74	149	+9	
Valspar Championship	T40	73-71-71-69	284	E	14
Arnold Palmer Invitational	77	70-74-80-75	299	+11	2
Houston Open	T43	66-70-72-72	280	-8	10
RBC Heritage	T55	71-71-69-73	284	E	5
Valero Texas Open	CUT	72-77	149	+5	
Zurich Classic of New Orleans	CUT	69-75		E	
<b>FedExCup Points (Rank):</b>	<b>490 (52)</b>				
<b>Official Money (Rank):</b>	<b>\$1,162,622 (51)</b>				

## BLAYNE BARBER

**BEST PGA TOUR CAREER FINISH: T2—2017** The RSM Classic.

**WEB.COM TOUR VICTORIES (1): 2014** South Georgia Classic presented by First State Bank and Trust Company.

### 2018 Tournament Summary

Tournament	Position	Scores	Total Score	Total Par	FedExCup Points
<b>PGA TOUR Regular Season</b>					
Sanderson Farms Championship	CUT	76-68	144	E	
OHL Classic at Mayakoba	T45	69-72-68-71	280	-4	10
The RSM Classic	T25	67-67-69-70	273	-9	33
Sony Open in Hawaii	T67	68-69-72-69	278	-2	4
CareerBuilder Challenge	CUT	71-79-69	219	+3	
Waste Management Phoenix Open	T67	73-68-75-71	287	+3	4
The Honda Classic	CUT	74-73	147	+7	
Valspar Championship	T16	70-70-70-71	281	-3	42
Houston Open	CUT	71-71	142	-2	
RBC Heritage	CUT	74-70	144	+2	
Zurich Classic of New Orleans	CUT	67-80		+3	
Wells Fargo Championship	T67	71-73-70-75	289	+5	3
PGA TOUR Regular Season					
<b>FedExCup Points (Rank):</b>	<b>96 (170)</b>				
<b>Official Money (Rank):</b>	<b>\$190,092 (176)</b>				

## DANIEL BERGER

**PGA TOUR VICTORIES (2): 2016** FedEx St. Jude Classic. **2017** FedEx St. Jude Classic.

### 2018 Tournament Summary

Tournament	Position	Scores	Total Score	Total Par	FedExCup Points
<b>PGA TOUR Regular Season</b>					
THE CJ CUP @ NINE BRIDGES	T54	70-74-77-75	296	+8	6
WGC-HSBC Champions	T24	68-71-75-72	286	-2	37
*Hero World Challenge	T14	75-73-70-70	288	E	
*QBE Shootout	T4	61-70-64	195	-21	
Sentry Tournament of Champions	T11	73-70-68-71	282	-10	63
Sony Open in Hawaii	T14	67-68-69-64	268	-12	54
Waste Management Phoenix Open	T11	68-65-68-71	272	-12	60
Genesis Open	CUT	75-76	151	+9	
The Honda Classic	T29	67-72-70-75	284	+4	27
WGC-Mexico Championship	T14	69-68-72-67	276	-8	58
WGC-Dell Technologies Match Play	T59				5
Houston Open	T18	69-72-68-68	277	-11	44
Masters Tournament	T32	73-74-71-71	289	+1	26
Zurich Classic of New Orleans	CUT	66-75		-3	
Wells Fargo Championship	T55	73-69-69-75	286	+2	6
PGA TOUR Regular Season					
<b>FedExCup Points (Rank):</b>	<b>386 (73)</b>				
<b>Official Money (Rank):</b>	<b>\$888,614 (77)</b>				



# 2018 Competitors' Capsules (cont.)

## RYAN BLAUM

**BEST PGA TOUR CAREER FINISH:** T6—2017 Barbasol Championship.

**OTHER VICTORIES:** (2): 2013 Dominican Republic Open, 2013 Aberto do Brasil presented by Credit Suisse-Hedging Griffio

### 2018 Tournament Summary

Tournament	Position	Scores	Total Score	Total Par	FedExCup Points
<b>PGA TOUR Regular Season</b>					
Safeway Open	CUT	72-72	144	E	
Sanderson Farms Championship	CUT	71-74	145	+1	
Shriners Hospitals for Children Open	T20	66-74-72-69	281	-3	35
OHL Classic at Mayakoba	W/D	77	77	+6	
The RSM Classic	CUT	70-72	142	E	
Sony Open in Hawaii	T10	66-68-68-65	267	-13	68
CareerBuilder Challenge	CUT	68-70-71	209	-7	
Waste Management Phoenix Open	CUT	76-71	147	+5	
AT&T Pebble Beach Pro-Am	T73	68-71-70-80	289	+2	3
Genesis Open	T60	71-70-72-74	287	+3	5
The Honda Classic	CUT	74-75	149	+9	
Valspar Championship	T16	73-69-70-69	281	-3	42
Houston Open	CUT	70-76	146	+2	
RBC Heritage	CUT	74-70	144	+2	
Zurich Classic of New Orleans	CUT	67-80		+3	
Wells Fargo Championship	T84	75-70-75	220	+7	1
PGA TOUR Regular Season					
<b>FedExCup Points (Rank):</b>		<b>154 (141)</b>			
<b>Official Money (Rank):</b>		<b>\$330,570 (143)</b>			

## JONAS BLIXT

**PGA TOUR VICTORIES (3):** 2012 Frys.com Open. 2013 The Greenbrier Classic. 2017 Zurich Classic of New Orleans.

### 2018 Tournament Summary

Tournament	Position	Scores	Total Score	Total Par	FedExCup Points
<b>PGA TOUR Regular Season</b>					
Safeway Open	T54	71-70-70-76	287	-1	6
CIMB Classic	T72	69-74-78-73	294	+6	3
THE CJ CUP @ NINE BRIDGES	T64	76-71-80-73	300	+12	4
Shriners Hospitals for Children Open	CUT	76-71	147	+5	
Sentry Tournament of Champions	31	77-71-75-70	293	+1	27
Sony Open in Hawaii	CUT	72-70	142	+2	
Farmers Insurance Open	CUT	71-75	146	+2	
Waste Management Phoenix Open	CUT	70-76	146	+4	
AT&T Pebble Beach Pro-Am	CUT	67-71-75	213	-2	
Genesis Open	T41	71-71-68-74	284	E	12
Houston Open	CUT	70-74	144	E	
RBC Heritage	T14	67-73-67-69	276	-8	56
Zurich Classic of New Orleans	CUT	65-76		-3	
Wells Fargo Championship	T27	71-71-69-72	283	-1	28
PGA TOUR Regular Season					
<b>FedExCup Points (Rank):</b>		<b>135 (151)</b>			
<b>Official Money (Rank):</b>		<b>\$311,129 (147)</b>			

## DOMINIC BOZZELLI (bo-ZELL-ee)

**BEST PGA TOUR CAREER FINISH:** T3—2017 Valspar Championship.

**WEB.COM TOUR VICTORIES (1):** 2016 Corales Puntacana Resort and Club Championship.

### 2018 Tournament Summary

Tournament	Position	Scores	Total Score	Total Par	FedExCup Points
<b>PGA TOUR Regular Season</b>					
Sony Open in Hawaii	T39	70-67-67-68	272	-8	14
CareerBuilder Challenge	CUT	72-70-83	225	+9	
Waste Management Phoenix Open	CUT	69-75	144	+2	
AT&T Pebble Beach Pro-Am	CUT	69-72-76	217	+2	
Genesis Open	T26	67-75-69-71	282	-2	27
The Honda Classic	T13	68-73-71-69	281	+1	56
Valspar Championship	T31	70-73-69-71	283	-1	21
Houston Open	90	72-69-79	220	+4	1
RBC Heritage	T40	70-72-72-66	280	-4	16
Valero Texas Open	CUT	75-72	147	+3	
Wells Fargo Championship	CUT	74-73	147	+5	
PGA TOUR Regular Season					
<b>FedExCup Points (Rank):</b>		<b>135 (153)</b>			
<b>Official Money (Rank):</b>		<b>\$268,963 (157)</b>			

## KEEGAN BRADLEY

**PGA TOUR VICTORIES (3):** 2011 HP Byron Nelson Championship, PGA Championship. 2012 World Golf Championships-Bridgestone Invitational.

**OTHER VICTORIES:** (4): 2011 Franklin Templeton Shootout [with Brendan Steele], 2015 CVS Health Charity Classic [with Jon Curran], 2016 CVS Health Charity Classic [with Jon Curran], 2017 CVS Health Charity Classic [with Billy Andrade and Brooke Henderson].

### 2018 Tournament Summary

Tournament	Position	Scores	Total Score	Total Par	FedExCup Points
<b>PGA TOUR Regular Season</b>					
Safeway Open	CUT	72-72	144	E	
CIMB Classic	2	65-71-65-67	268	-20	300
THE CJ CUP @ NINE BRIDGES	T47	70-73-77-75	295	+7	9
*QBE Shootout	T4	58-70-67	195	-21	
Sony Open in Hawaii	T39	70-68-67-67	272	-8	14
Farmers Insurance Open	5	70-69-71-70	280	-8	110
Waste Management Phoenix Open	T43	68-70-70-72	280	-4	11
Genesis Open	CUT	72-73	145	+3	
The Honda Classic	T49	69-72-72-74	287	+7	7
Valspar Championship	T31	69-70-73-71	283	-1	21
Arnold Palmer Invitational	T26	72-72-68-72	284	-4	27
WGC-Dell Technologies Match Play	T36				15
Houston Open	T43	68-71-70-71	280	-8	10
Valero Texas Open	T45	68-71-72-76	287	-1	10
Zurich Classic of New Orleans	CUT	66-74		-4	
Wells Fargo Championship	T76	68-77-72	217	+4	2
PGA TOUR Regular Season					
<b>FedExCup Points (Rank):</b>		<b>536 (45)</b>			
<b>Official Money (Rank):</b>		<b>\$1,330,857 (43)</b>			

# 2018 Competitors' Capsules (cont.)

## SCOTT BROWN

**PGA TOUR VICTORIES (1): 2013** Puerto Rico Open presented by seepuertorico.com.

### 2018 Tournament Summary

Tournament	Position	Scores	Total Score	Total Par	FedExCup Points
<b>PGA TOUR Regular Season</b>					
Safeway Open	T62	69-74-75-71	289	+1	4
CIMB Classic	T23	70-69-72-68	279	-9	36
THE CJ CUP @ NINE BRIDGES	T5	66-70-71-76	283	-5	90
Shriners Hospitals for Children Open	T63	73-70-73-71	287	+3	4
OHL Classic at Mayakoba	T6	67-69-66-69	271	-13	95
The RSM Classic	CUT	69-74	143	+1	
Sony Open in Hawaii	T65	69-67-66-75	277	-3	4
CareerBuilder Challenge	T63	70-69-69-72	280	-8	4
Waste Management Phoenix Open	CUT	73-73	146	+4	
AT&T Pebble Beach Pro-Am	CUT	73-71-71	215	E	
Genesis Open	CUT	72-73	145	+3	
The Honda Classic	T46	72-70-73-71	286	+6	10
Valspar Championship	T64	72-71-72-73	288	+4	4
Arnold Palmer Invitational	T6	73-76	149	+5	
Houston Open	T76	71-70-73	214	-2	2
RBC Heritage	CUT	70-74	144	+2	
Valero Texas Open	CUT	77-74	151	+7	
Zurich Classic of New Orleans	T15	62-70-64-77		-15	24
Wells Fargo Championship	CUT	75-73	148	+6	
PGA TOUR Regular Season					
<b>FedExCup Points (Rank):</b>	<b>278 (103)</b>				
<b>Official Money (Rank):</b>	<b>\$754,578 (91)</b>				

## WESLEY BRYAN

**PGA TOUR VICTORIES (1): 2017** RBC Heritage.

**WEB.COM TOUR VICTORIES (3): 2016** Chitimacha Louisiana Open presented by NACHER, El Bosque Mexico Championship presented by INNOVA, Digital Ally Open.

### 2018 Tournament Summary

Tournament	Position	Scores	Total Score	Total Par	FedExCup Points
<b>PGA TOUR Regular Season</b>					
CIMB Classic	T32	71-68-71-71	281	-7	21
THE CJ CUP @ NINE BRIDGES	T36	70-72-75-75	292	+4	19
WGC-HSBC Champions	T62	77-72-71-74	294	+6	5
Sentry Tournament of Champions	T27	74-70-76-70	290	-2	32
Sony Open in Hawaii	T32	68-66-70-67	271	-9	21
CareerBuilder Challenge	T63	65-75-68-72	280	-8	4
Waste Management Phoenix Open	CUT	75-70	145	+3	
Genesis Open	CUT	70-78	148	+6	
The Honda Classic	CUT	75-74	149	+9	
Masters Tournament	CUT	74-78	152	+8	
RBC Heritage	T42	69-71-71-70	281	-3	11
Valero Texas Open	CUT	75-71	146	+2	
Zurich Classic of New Orleans	CUT	66-75		-3	
PGA TOUR Regular Season					
<b>FedExCup Points (Rank):</b>	<b>113 (162)</b>				
<b>Official Money (Rank):</b>	<b>\$265,331 (158)</b>				

## RAFAEL CABRERA BELLO (BAY-oh)

**BEST PGA TOUR CAREER FINISH: 3—2016** World Golf Championships-Dell Match Play, 2018 World Golf Championships-Mexico Championship.

**INTERNATIONAL VICTORIES (5): 2006** MAN NO Open [EurChall]. **2008** Credit Suisse Challenge [EurChall]. **2009** Austrian Golf Open [Eur]. **2012** Dubai Desert Classic [Eur], **2017** Aberdeen Asset Management Scottish Open [Eur].

### 2018 Tournament Summary

Tournament	Position	Scores	Total Score	Total Par	FedExCup Points
CIMB Classic	T10	67-70-69-69	275	-13	70
THE CJ CUP @ NINE BRIDGES	T11	71-70-72-71	284	-4	63
WGC-HSBC Champions	T5	68-70-70-72	280	-8	105
AT&T Pebble Beach Pro-Am	T26	69-69-70-72	280	-7	28
Genesis Open	T26	72-67-73-70	282	-2	27
The Honda Classic	T29	70-72-73-69	284	+4	27
WGC-Mexico Championship	T3	66-67-69-67	269	-15	170
WGC-Dell Technologies Match Play	T36				15
Houston Open	CUT	71-77	148	+4	
Masters Tournament	T38	69-76-74-72	291	+3	18
Zurich Classic of New Orleans	CUT	67-73		-4	
PGA TOUR Regular Season					
<b>FedExCup Points (Rank):</b>	<b>522 (47)</b>				
<b>Official Money (Rank):</b>	<b>\$1,429,947 (38)</b>				

## CHAD CAMPBELL

**PGA TOUR VICTORIES (4): 2003** THE TOUR Championship presented by Coca-Cola. **2004** Bay Hill Invitational Presented by MasterCard. **2006** Bob Hope Chrysler Classic. **2007** Viking Classic.

**WEB.COM TOUR VICTORIES (3): 2001** Richmond Open, Permian Basin Open, Monterey Peninsula Classic.

### 2018 Tournament Summary

Tournament	Position	Scores	Total Score	Total Par	FedExCup Points
Safeway Open	68	70-72-72-77	291	+3	3
CIMB Classic	T58	78-74-66-69	287	-1	5
THE CJ CUP @ NINE BRIDGES	T61	74-74-73-78	299	+11	5
Shriners Hospitals for Children Open	T72	75-68-75-72	290	+6	3
The RSM Classic	CUT	70-70	140	-2	
Sony Open in Hawaii	CUT	71-73	144	+4	
CareerBuilder Challenge	CUT	69-71-72	212	-4	
Farmers Insurance Open	CUT	75-70	145	+1	
Waste Management Phoenix Open	T43	68-71-68-73	280	-4	11
Genesis Open	T49	73-71-73-68	285	+1	8
The Honda Classic	CUT	71-77	148	+8	
Valspar Championship	T31	72-72-70-69	283	-1	21
Houston Open	T64	69-71-73-70	283	-5	4
RBC Heritage	CUT	76-75	151	+9	
Valero Texas Open	CUT	77-73	150	+6	
Zurich Classic of New Orleans	T19	63-70-70-71		-14	17
PGA TOUR Regular Season					
<b>FedExCup Points (Rank):</b>	<b>77 (181)</b>				
<b>Official Money (Rank):</b>	<b>\$183,720 (178)</b>				

# 2018 Competitors' Capsules (cont.)

## PATRICK CANTLAY

**PGA TOUR VICTORIES (1): 2018** Shriners Hospitals for Children Open.

**WEB.COM TOUR VICTORIES (1): 2013** Colombia Championship.

### 2018 Tournament Summary

Tournament	Position	Scores	Total Score	Total Par	FedExCup Points
WGC-HSBC Champions	T15	68-74-69-73	284	-4	55
Shriners Hospitals for Children Open	P1	67-71-70-67	275	-9	500
Sentry Tournament of Champions	T15	70-70-72-71	283	-9	54
Farmers Insurance Open	T51	69-73-72-75	289	+1	8
AT&T Pebble Beach Pro-Am	T35	66-72-72-71	281	-6	18
Genesis Open	T4	66-69-69-71	275	-9	123
WGC-Mexico Championship	T30	70-75-71-66	282	-2	27
WGC-Dell Technologies Match Play	T17				45
Masters Tournament	CUT	75-76	151	+7	
RBC Heritage	T7	67-72-68-68	275	-9	75
Zurich Classic of New Orleans	T7	65-71-66-69		-17	54
PGA TOUR Regular Season					
<b>FedExCup Points (Rank):</b>	<b>958 (16)</b>				
<b>Official Money (Rank):</b>	<b>\$2,305,408 (16)</b>				

## PAUL CASEY

**PGA TOUR VICTORIES (2): 2009** Shell Houston Open. **2018** Valspar Championship.

**INTERNATIONAL VICTORIES (14): 2001** Gleneagles Scottish PGA. **2003** ANZ Championship [Eur], Benson and Hedges International Open [Eur]. **2005** TCL Classic [Eur]. **2006** Johnnie Walker Championship at Gleneagles [Eur], Volvo China Open [Eur], HSBC World Match Play [Eur]. **2007** Abu Dhabi Golf Championship [Eur]. **2009** Abu Dhabi Championship [Eur], BMW PGA Championship [Eur]. **2011** Volvo Golf Champions [Eur], Shinhan Donghae Open [Kor]. **2013** Irish Open [Eur]. **2014** KLM Open [Eur].

**OTHER VICTORIES: (1): 2004** World Golf Championships-World Cup [with Luke Donald].

### 2018 Tournament Summary

Tournament	Position	Scores	Total Score	Total Par	FedExCup Points
CIMB Classic	T7	77-63-69-65	274	-14	85
THE CJ CUP @ NINE BRIDGES	T19	72-71-69-74	286	-2	44
WGC-HSBC Champions	T11	71-72-69-71	283	-5	67
AT&T Pebble Beach Pro-Am	T8	67-70-70-70	277	-10	70
Genesis Open	T49	73-71-71-70	285	+1	8
WGC-Mexico Championship	T12	73-68-68-66	275	-9	67
Valspar Championship	T1	70-68-71-65	274	-10	500
WGC-Dell Technologies Match Play	T17				45
Masters Tournament	T15	74-75-69-65	283	-5	60
RBC Heritage	CUT	75-71	146	+4	
Wells Fargo Championship	T5	69-68-69-71	277	-7	100
PGA TOUR Regular Season					
<b>FedExCup Points (Rank):</b>	<b>1,047 (10)</b>				
<b>Official Money (Rank):</b>	<b>\$2,569,184 (13)</b>				

## BUD CAULEY

**BEST PGA TOUR CAREER FINISH: 2— 3—2011** Frys.com Open, **2012** Wyndham Championship, **T3—2017** CareerBuilder Challenge.

### 2018 Tournament Summary

Tournament	Position	Scores	Total Score	Total Par	FedExCup Points
Safeway Open	T7	69-69-66-74	278	-10	88
CIMB Classic	T67	77-68-70-75	290	+2	4
THE CJ CUP @ NINE BRIDGES	T47	69-77-75-74	295	+7	9
The RSM Classic	T8	72-63-68-66	269	-13	75
CareerBuilder Challenge	T14	67-68-71-66	272	-16	55
Farmers Insurance Open	T58	71-72-71-77	291	+3	5
Waste Management Phoenix Open	CUT	69-74	143	+1	
Genesis Open	T20	70-72-69-70	281	-3	40
The Honda Classic	W/D	80	80	+10	
Valspar Championship	CUT	78-73	151	+9	
Arnold Palmer Invitational	T14	72-67-70-73	282	-6	50
Houston Open	T18	67-69-71-70	277	-11	44
RBC Heritage	T23	71-68-71-68	278	-6	33
Zurich Classic of New Orleans	CUT	70-70		-4	
Wells Fargo Championship	T67	69-76-71-73	289	+5	3
PGA TOUR Regular Season					
<b>FedExCup Points (Rank):</b>	<b>405 (68)</b>				
<b>Official Money (Rank):</b>	<b>\$900,590 (72)</b>				

## KEVIN CHAPPELL (CHAP-pull)

**PGA TOUR VICTORIES (1): 2017** Valero Texas Open.

**WEB.COM TOUR VICTORIES (1): 2010** Fresh Express Classic at TPC Stonebrae.

### 2018 Tournament Summary

Tournament	Position	Scores	Total Score	Total Par	FedExCup Points
Shriners Hospitals for Children Open	T20	67-71-75-68	281	-3	35
OHL Classic at Mayakoba	CUT	67-77	144	+2	
*Hero World Challenge	T14	68-70-74-76	288	E	
*OBE Shootout	T11	61-70-69	200	-16	
Sentry Tournament of Champions	T21	74-70-70-72	286	-6	43
CareerBuilder Challenge	T6	71-64-67-67	269	-19	95
Waste Management Phoenix Open	T31	69-72-68-68	277	-7	22
AT&T Pebble Beach Pro-Am	T8	73-68-69-67	277	-10	70
Genesis Open	T20	69-71-70-71	281	-3	40
WGC-Mexico Championship	T30	73-70-72-67	282	-2	27
Arnold Palmer Invitational	T7	70-70-73-67	280	-8	78
WGC-Dell Technologies Match Play	T36				15
Masters Tournament	CUT	77-76	153	+9	
RBC Heritage	CUT	73-70	143	+1	
Valero Texas Open	T30	72-72-67-74	285	-3	24
PGA TOUR Regular Season					
<b>FedExCup Points (Rank):</b>	<b>450 (59)</b>				
<b>Official Money (Rank):</b>	<b>\$1,088,176 (56)</b>				

## STEWART CINK

**PGA TOUR VICTORIES (6): 1997** Canon Greater Hartford Open. **2000** MCI Classic. **2004** MCI Heritage, World Golf Championships-NEC Invitational. **2008** Travelers Championship. **2009** The Open Championship.

**WEB.COM TOUR VICTORIES (3): 1996** Ozarks Open, Colorado Classic, TOUR Championship.

**INTERNATIONAL VICTORIES (2): 1996** Mexican Open, **1999** Mexican Open.

**OTHER VICTORIES: (2): 2006** Wendy's 3-Tour Challenge [with Zach Johnson and Scott Verplank], **2007** CVS Caremark Charity Classic [with J.J. Henry].

### 2018 Tournament Summary

Tournament	Position	Scores	Total Score	Total Par	FedExCup Points
CIMB Classic	T13	72-68-67-69	276	-12	56
THE CJ CUP @ NINE BRIDGES	T33	71-70-77-73	291	+3	22
OHL Classic at Mayakoba	CUT	72-70	142	E	
The RSM Classic	T25	69-69-68-67	273	-9	33
Sony Open in Hawaii	T32	70-64-69-68	271	-9	21
CareerBuilder Challenge	T20	68-69-65-72	274	-14	38
Farmers Insurance Open	CUT	73-72	145	+1	
AT&T Pebble Beach Pro-Am	CUT	73-77-68	218	+3	
The Honda Classic	T46	70-71-72-73	286	+6	10
Valspar Championship	T31	70-72-75-66	283	-1	21
Arnold Palmer Invitational	T58	72-70-72-75	289	+1	5
RBC Heritage	T42	70-70-70-71	281	-3	11
Valero Texas Open	CUT	74-74	148	+4	
Wells Fargo Championship	T72	71-72-72-76	291	+7	3
PGA TOUR Regular Season					
<b>FedExCup Points (Rank):</b>	<b>221 (120)</b>				
<b>Official Money (Rank):</b>	<b>\$435,479 (123)</b>				

# 2018 Competitors' Capsules (cont.)

## AUSTIN COOK

**PGA TOUR VICTORIES (1): 2018** The RSM Classic.

### 2018 Tournament Summary

Tournament	Position	Scores	Total Score	Total Par	FedExCup Points
Sanderson Farms Championship	T25	72-67-70-74	283	-5	20
Shriners Hospitals for Children Open	T20	73-70-70-68	281	-3	35
OHL Classic at Mayakoba	T50	66-72-72-71	281	-3	8
The RSM Classic	1	66-62-66-67	261	-21	500
Sentry Tournament of Champions	T22	74-74-70-70	288	-4	38
Sony Open in Hawaii	T18	67-71-65-66	269	-11	43
CareerBuilder Challenge	T14	63-70-64-75	272	-16	55
Waste Management Phoenix Open	T31	70-69-68-70	277	-7	22
AT&T Pebble Beach Pro-Am	CUT	72-74-75	221	+6	
Genesis Open	T49	74-66-73-72	285	+1	8
Valspar Championship	T40	73-70-69-72	284	E	14
Arnold Palmer Invitational	T36	72-73-66-74	285	-3	18
Masters Tournament	CUT	74-80	154	+10	
RBC Heritage	T50	71-68-72-72	283	-1	8
Valero Texas Open	T30	70-74-69-72	285	-3	24
Wells Fargo Championship	T34	71-72-69-72	284	E	19
PGA TOUR Regular Season					
<b>FedExCup Points (Rank):</b>	<b>812 (23)</b>				
<b>Official Money (Rank):</b>	<b>\$1,701,505 (33)</b>				

## JASON DAY

**PGA TOUR VICTORIES (12): 2010** HP Byron Nelson Championship. **2014** World Golf Championships-Accenture Match Play Championship. **2015** Farmers Insurance Open, RBC Canadian Open, PGA Championship, The Barclays, BMW Championship. **2016** Arnold Palmer Invitational presented by MasterCard, World Golf Championships-Dell Match Play, THE PLAYERS Championship. **2018** Farmers Insurance Open, Wells Fargo Championship.

**WEB.COM TOUR VICTORIES (1): 2007** Legend Financial Group Classic Presented by Cynergies Solutions.

**INTERNATIONAL VICTORIES (1): 2013** ISPS Handa World Cup [indiv].

**OTHER VICTORIES: (2): 2013** ISPS Handa World Cup [with Adam Scott]. **2014** Franklin Templeton Shootout [with Cameron Tringale].

### 2018 Tournament Summary

Tournament	Position	Scores	Total Score	Total Par	FedExCup Points
THE CJ CUP @ NINE BRIDGES	T11	68-74-71-71	284	-4	63
WGC-HSBC Champions	T11	69-74-72-68	283	-5	67
Farmers Insurance Open	P1	73-64-71-70	278	-10	500
AT&T Pebble Beach Pro-Am	T2	69-65-69-70	273	-14	184
Arnold Palmer Invitational	T22	73-71-67-72	283	-5	38
WGC-Dell Technologies Match Play	T36				15
Masters Tournament	T20	75-71-69-71	286	-2	48
Zurich Classic of New Orleans	T34	64-74-67-74		-9	3
Wells Fargo Championship	1	69-67-67-69	272	-12	500
PGA TOUR Regular Season					
<b>FedExCup Points (Rank):</b>	<b>1,418 (2)</b>				
<b>Official Money (Rank):</b>	<b>\$3,757,166 (3)</b>				

## BRYSON DECHAMBEAU

**PGA TOUR VICTORIES (1): 2017** John Deere Classic.

**WEB.COM TOUR VICTORIES (1): 2016** DAP Championship.

### 2018 Tournament Summary

Tournament	Position	Scores	Total Score	Total Par	FedExCup Points
Safeway Open	T17	73-69-67-72	281	-7	41
Shriners Hospitals for Children Open	T7	67-72-71-67	277	-7	85
OHL Classic at Mayakoba	T14	70-68-70-66	274	-10	52
Sentry Tournament of Champions	26	73-73-71-72	289	-3	34
Farmers Insurance Open	CUT	70-76	146	+2	
Waste Management Phoenix Open	T5	66-66-68-70	270	-14	96
AT&T Pebble Beach Pro-Am	T55	70-69-70-75	284	-3	5
Genesis Open	T41	71-69-72-72	284	E	12
Valspar Championship	W/D	76	76	+5	
Arnold Palmer Invitational	2	67-66-72-68	273	-15	300
Masters Tournament	T38	74-74-72-71	291	+3	18
RBC Heritage	T3	68-64-75-66	273	-11	163
Wells Fargo Championship	4	75-65-66-70	276	-8	135
PGA TOUR Regular Season					
<b>FedExCup Points (Rank):</b>	<b>941 (17)</b>				
<b>Official Money (Rank):</b>	<b>\$2,519,986 (14)</b>				

## JASON DUFNER

**PGA TOUR VICTORIES (4): 2012** Zurich Classic of New Orleans, HP Byron Nelson Championship. **2013** PGA Championship. **2016** CareerBuilder Challenge in partnership with the Clinton Foundation.

**WEB.COM TOUR VICTORIES (2): 2001** Wichita Open. **2006** LaSalle Bank Open.

**OTHER VICTORIES: (1): 2015** Franklin Templeton Shootout [with Brandt Snedeker].

### 2018 Tournament Summary

Tournament	Position	Scores	Total Score	Total Par	FedExCup Points
CIMB Classic	74	71-71-76-77	295	+7	3
*QBE Shootout	T12	61-69-71	201	-15	
Sentry Tournament of Champions	T11	71-68-69-74	282	-10	63
Sony Open in Hawaii	T18	69-65-69-66	269	-11	43
CareerBuilder Challenge	T36	69-69-70-68	276	-12	18
The Honda Classic	T17	69-72-70-71	282	+2	45
WGC-Mexico Championship	T55	72-72-68-79	291	+7	7
Valspar Championship	CUT	74-72	146	+4	
WGC-Dell Technologies Match Play	T17				45
Houston Open	T64	71-67-71-74	283	-5	4
Masters Tournament	CUT	73-77	150	+6	
RBC Heritage	CUT	71-72	143	+1	
Zurich Classic of New Orleans	2	66-72-61-68		-21	163
Wells Fargo Championship	T42	68-72-73-72	285	+1	10
PGA TOUR Regular Season					
<b>FedExCup Points (Rank):</b>	<b>399 (71)</b>				
<b>Official Money (Rank):</b>	<b>\$960,993 (67)</b>				



# 2018 Competitors' Capsules (cont.)

## HARRIS ENGLISH

**PGA TOUR VICTORIES (2):** 2013 FedEx St. Jude Classic. 2014 OHL Classic at Mayakoba.

**WEB.COM TOUR VICTORIES (1):** 2011 Nationwide Children's Hospital Invitational.

**OTHER VICTORIES: (2):** 2013 Franklin Templeton Shootout [with Matt Kuchar]. 2016 Franklin Templeton Shootout [with Matt Kuchar].

### 2018 Tournament Summary

Tournament	Position	Scores	Total Score	Total Par	FedExCup Points
Safeway Open	CUT	70-74	144	E	
Sanderson Farms Championship	CUT	76-70	146	+2	
Shriners Hospitals for Children Open	CUT	75-69	144	+2	
OHL Classic at Mayakoba	CUT	75-69	144	+2	
The RSM Classic	CUT	71-75	146	+4	
*QBE Shootout	T9	63-72-64	199	-17	
Sony Open in Hawaii	T64	69-65-70-72	276	-4	4
CareerBuilder Challenge	T11	67-68-70-66	271	-17	65
Farmers Insurance Open	T8	70-68-73-71	282	-6	78
Waste Management Phoenix Open	CUT	68-74	142	E	
Genesis Open	CUT	71-76	147	+5	
The Honda Classic	T33	71-74-67-73	285	+5	17
Valspar Championship	CUT	75-75	150	+8	
Arnold Palmer Invitational	T22	72-71-70-70	283	-5	38
Corales Puntacana Championship	T5	71-69-67-70	277	-11	48
Houston Open	CUT	72-70	142	-2	
RBC Heritage	T32	67-73-74-65	279	-5	21
Valero Texas Open	T36	69-72-73-72	286	-2	16
Zurich Classic of New Orleans	CUT	68-77		+1	
PGA TOUR Regular Season					
<b>FedExCup Points (Rank):</b>					<b>287 (100)</b>
<b>Official Money (Rank):</b>					<b>\$614,889 (105)</b>

## DEREK FATHAUER

**BEST PGA TOUR CAREER FINISH: T3—2017** CIMB Classic.

**WEB.COM TOUR VICTORIES (1):** 2014 Web.com Tour Championship.

### 2018 Tournament Summary

Tournament	Position	Scores	Total Score	Total Par	FedExCup Points
Safeway Open	CUT	75-77	152	+8	
Sanderson Farms Championship	T10	67-71-73-69	280	-8	34
Shriners Hospitals for Children Open	T63	68-75-73-71	287	+3	4
OHL Classic at Mayakoba	T68	70-70-74-70	284	E	3
The RSM Classic	CUT	73-71	144	+2	
CareerBuilder Challenge	T36	71-66-70-69	276	-12	18
Farmers Insurance Open	CUT	73-75	148	+4	
Waste Management Phoenix Open	T48	70-71-70-70	281	-3	9
AT&T Pebble Beach Pro-Am	T62	69-72-71-73	285	-2	4
Genesis Open	T16	68-70-68-74	280	-4	50
The Honda Classic	T13	73-72-71-65	281	+1	56
Valspar Championship	CUT	75-77	152	+10	
Corales Puntacana Championship	CUT	72-75	147	+3	
Houston Open	CUT	73-70	143	-1	
RBC Heritage	CUT	81-76	157	+15	
Valero Texas Open	CUT	82-73	155	+11	
Wells Fargo Championship	CUT	83-80	163	+21	
PGA TOUR Regular Season					
<b>FedExCup Points (Rank):</b>					<b>178 (130)</b>
<b>Official Money (Rank):</b>					<b>\$416,723 (126)</b>

## TONY FINAU (FEE-now)

**PGA TOUR VICTORIES (1):** 2016 Puerto Rico Open at Coco Beach.

**WEB.COM TOUR VICTORIES (1):** 2014 Stonebrae Classic.

### 2018 Tournament Summary

Tournament	Position	Scores	Total Score	Total Par	FedExCup Points
Safeway Open	T2	70-65-71-69	275	-13	300
THE CJ CUP @ NINE BRIDGES	T26	67-75-75-72	289	+1	33
WGC-HSBC Champions	T11	67-72-74-70	283	-5	67
Shriners Hospitals for Children Open	T16	69-69-69-72	279	-5	52
*QBE Shootout	T4	63-66-66	195	-21	
Sony Open in Hawaii	T32	70-67-67-67	271	-9	21
Farmers Insurance Open	T6	65-70-73-73	281	-7	95
Waste Management Phoenix Open	CUT	69-73	142	E	
Genesis Open	T2	66-71-68-69	274	-10	245
WGC-Mexico Championship	T27	68-70-68-74	280	-4	36
Valspar Championship	CUT	74-74	148	+6	
WGC-Dell Technologies Match Play	T17				45
Houston Open	T24	70-70-69-69	278	-10	32
Masters Tournament	T10	68-74-73-66	281	-7	80
Zurich Classic of New Orleans	T6	62-72-63-73		-18	68
Wells Fargo Championship	T21	69-76-71-66	282	-2	38
PGA TOUR Regular Season					
<b>FedExCup Points (Rank):</b>					<b>1,112 (9)</b>
<b>Official Money (Rank):</b>					<b>\$2,680,235 (11)</b>

## ROSS FISHER

**BEST PGA TOUR CAREER FINISH: T3—2016** World Golf Championships-HSBC Champions, 2017 World Golf Championships-Mexico Championship.

**INTERNATIONAL VICTORIES (5):** 2007 KLM Open [Eur]. 2008 European Open [Eur]. 2009 Volvo World Match Play Championship [Eur]. 2010 3 Irish Open [Eur]. 2014 Tshwane Open [Eur].

### 2018 Tournament Summary

Tournament	Position	Scores	Total Score	Total Par	FedExCup Points
WGC-HSBC Champions	T58	77-70-73-73	293	+5	6
WGC-Mexico Championship	T46	71-68-69-76	284	E	12
Valspar Championship	CUT	76-74	150	+8	
WGC-Dell Technologies Match Play	T36				15
Masters Tournament	CUT	78-74	152	+8	
RBC Heritage	CUT	77-67	144	+2	
Zurich Classic of New Orleans	CUT	66-75		-3	
Wells Fargo Championship	T63	69-73-71-75	288	+4	4
PGA TOUR Regular Season					
<b>FedExCup Points (Rank):</b>					<b>36 (199)</b>
<b>Official Money (Rank):</b>					<b>\$197,497 (175)</b>

## MATTHEW FITZPATRICK

**BEST PGA TOUR CAREER FINISH: T7—2016** World Golf Championships-HSBC Champions, Masters Tournament.

**INTERNATIONAL VICTORIES (4):** 2015 British Masters [Eur], 2016 Nordea Masters [Eur], 2016 DP World Tour Championship [Eur], 2017 Omega European Masters [Eur].

### 2018 Tournament Summary

Tournament	Position	Scores	Total Score	Total Par	FedExCup Points
WGC-HSBC Champions	T9	68-69-72-73	282	-6	
WGC-Mexico Championship	T30	71-69-74-68	282	-2	
Valspar Championship	CUT	76-72	148	+6	
Arnold Palmer Invitational	CUT	76-71	147	+3	
WGC-Dell Technologies Match Play	T36				
Masters Tournament	T38	75-74-67-75	291	+3	
RBC Heritage	T14	69-71-69-67	276	-8	
PGA TOUR Regular Season					
<b>Official Money (Rank):</b>					<b>\$493,078</b>

# 2018 Competitors' Capsules (cont.)

## TOMMY FLEETWOOD

**BEST PGA TOUR CAREER FINISH:** 2—2017 World Golf Championships-Mexico Championship.

**INTERNATIONAL VICTORIES (6):** 2011 Kazakhstan Open [EurChall], Formby Hall Classic [PGA EuroPro]. 2013 Johnnie Walker Championship at Gleneagles [Eur]. 2017 Abu Dhabi HSBC Championship [Eur, HNA Open de France [Eur], 2018 Abu Dhabi HSBC Championship presented by EGA [Eur].

**OTHER VICTORIES: (1):** 2013 Farmfoods British Par-3 Championship.

### 2018 Tournament Summary

Tournament	Position	Scores	Total Score	Total Par	FedExCup Points
WGC-HSBC Champions	T20	71-70-70-74	285	-3	48
*Hero World Challenge	T3	66-69-74-67	276	-12	
Genesis Open	T37	70-71-73-69	283	-1	18
The Honda Classic	4	70-68-67-69	274	-6	135
WGC-Mexico Championship	T14	72-71-67-66	276	-8	58
Arnold Palmer Invitational	T26	69-76-69-70	284	-4	27
WGC-Dell Technologies Match Play	T17				45
Masters Tournament	T17	72-72-66-74	284	-4	56
Zurich Classic of New Orleans	T4	62-75-63-69		-19	83
Wells Fargo Championship	CUT	74-74	148	+6	
PGA TOUR Regular Season					
<b>FedExCup Points (Rank):</b>	<b>469 (56)</b>				
<b>Official Money (Rank):</b>	<b>\$1,111,305 (53)</b>				

## MARTIN L. FLORES

**BEST PGA TOUR CAREER FINISH:** 3—2014 Wells Fargo Championship.

**WEB.COM TOUR VICTORIES (1):** 2016 Lincoln Land Charity Championship.

### 2018 Tournament Summary

Tournament	Position	Scores	Total Score	Total Par	FedExCup Points
Safeway Open	T65	70-67-76-77	290	+2	4
CIMB Classic	T32	72-76-68-65	281	-7	21
Shriners Hospitals for Children Open	T41	71-71-70-71	283	-1	13
OHL Classic at Mayakoba	CUT	70-73	143	+1	
The RSM Classic	T29	67-72-66-69	274	-8	24
CareerBuilder Challenge	CUT	69-71-69	209	-7	
Farmers Insurance Open	T35	70-67-73-77	287	-1	17
Waste Management Phoenix Open	T21	70-68-68-68	274	-10	42
Genesis Open	CUT	75-74	149	+7	
The Honda Classic	T74	73-70-76-77	296	+16	3
Valspar Championship	77	71-74-75-74	294	+10	2
Corales Puntacana Championship	T13	68-71-68-71	278	-10	30
Houston Open	CUT	75-74	149	+5	
RBC Heritage	CUT	75-74	149	+7	
Valero Texas Open	CUT	75-71	146	+2	
Zurich Classic of New Orleans	CUT	72-76		+4	
Wells Fargo Championship	T59	72-73-71-71	287	+3	5
PGA TOUR Regular Season					
<b>FedExCup Points (Rank):</b>	<b>161 (139)</b>				
<b>Official Money (Rank):</b>	<b>\$318,211 (146)</b>				

## RICKIE FOWLER

**PGA TOUR VICTORIES (4):** 2012 Wells Fargo Championship. 2015 THE PLAYERS Championship, Deutsche Bank Championship. 2017 The Honda Classic.

**INTERNATIONAL VICTORIES (3):** 2011 Kolon Korea Open [OneAsia]. 2015 Aberdeen Asset Management Scottish Open [Eur]. 2016 Abu Dhabi HSBC Golf Championship [Eur].

### 2018 Tournament Summary

Tournament	Position	Scores	Total Score	Total Par	FedExCup Points
OHL Classic at Mayakoba	2	65-67-67-67	266	-18	300
*Hero World Challenge	1	67-70-72-61	270	-18	
Sentry Tournament of Champions	T4	69-71-68-70	278	-14	115
Farmers Insurance Open	CUT	72-72	144	E	
Waste Management Phoenix Open	T11	66-66-67-73	272	-12	60
The Honda Classic	CUT	71-76	147	+7	
WGC-Mexico Championship	T37	68-70-70-75	283	-1	17
Arnold Palmer Invitational	T14	67-71-70-74	282	-6	50
Houston Open	T43	66-68-73-73	280	-8	10
Masters Tournament	2	70-72-65-67	274	-14	330
Wells Fargo Championship	T21	72-69-68-73	282	-2	38
PGA TOUR Regular Season					
<b>FedExCup Points (Rank):</b>	<b>920 (18)</b>				
<b>Official Money (Rank):</b>	<b>\$2,701,060 (10)</b>				

## SERGIO GARCIA

**PGA TOUR VICTORIES (21):** 2001 MasterCard Colonial, Buick Classic. 2002 Mercedes Championships. 2004 EDS Byron Nelson Championship, Buick Classic. 2005 Booz Allen Classic. 2008 THE PLAYERS Championship. 2012 Wyndham Championship. 2016 AT&T Byron Nelson. 2017 Masters Tournament.

**INTERNATIONAL VICTORIES (19):** 1997 Catalanian Open Championship. 1999 Murphy's Irish Open [Eur], Linde German Masters [Eur]. 2001 Lancome Trophy [Eur], Nedbank Golf Challenge [SAF]. 2002 Canarias Open de Espana [Eur], Kolon Cup Korean Open [Asia]. 2003 Nedbank Golf Challenge [SAF]. 2004 Mallorca Classic [Eur]. 2005 Omega European Masters [Eur]. 2008 Castello Masters [Eur], World Golf Championships-HSBC Champions [Eur]. 2011 Castello Masters [Eur], Andalucia Masters [Eur]. 2012 Iskandar Johor Open [Asia]. 2013 Thailand Golf Championship [Asia]. 2014 Commercial Bank Qatar Masters [Eur]. 2015 Ho Tram Open [Asia]. 2017 Omega Dubai Desert Classic [Eur], Andalucia Valderrama Masters hosted by the Sergio Garcia Foundation [Eur], 2018 SMBC Singapore Open [Asia].

**OTHER VICTORIES: (1):** 1999 Dunhill Cup [with Miguel Angel Jimenez and Jose Maria Olazabal].

### 2018 Tournament Summary

Tournament	Position	Scores	Total Score	Total Par	FedExCup Points
The Honda Classic	T33	72-70-72-71	285	+5	17
WGC-Mexico Championship	T7	68-65-69-70	272	-12	92
Valspar Championship	4	70-72-69-65	276	-8	135
WGC-Dell Technologies Match Play	T9				68
Masters Tournament	CUT	81-78	159	+15	
Valero Texas Open	CUT	74-72	146	+2	
Zurich Classic of New Orleans	CUT	67-73		-4	
PGA TOUR Regular Season					
<b>FedExCup Points (Rank):</b>	<b>312 (95)</b>				
<b>Official Money (Rank):</b>	<b>\$744,703 (94)</b>				

## BRICE GARNETT

**PGA TOUR VICTORIES (1):** 2018 Corales Puntacana Resort & Club Championship.

**WEB.COM TOUR VICTORIES (2):** 2017 Utah Championship presented by Zions Bank, WinCo Foods Portland Open presented by Kraft-Heinz.

### 2018 Tournament Summary

Tournament	Position	Scores	Total Score	Total Par	FedExCup Points
Safeway Open	T17	73-68-69-71	281	-7	41
Sanderson Farms Championship	T43	72-71-71-72	286	-2	6
Shriners Hospitals for Children Open	CUT	74-74	148	+6	
OHL Classic at Mayakoba	T25	69-68-71-69	277	-7	30
The RSM Classic	T29	65-69-68-72	274	-8	24
Sony Open in Hawaii	CUT	68-75	143	+3	
CareerBuilder Challenge	T63	74-68-66-72	280	-8	4
Farmers Insurance Open	T35	69-70-75-73	287	-1	17
AT&T Pebble Beach Pro-Am	T35	71-72-68-70	281	-6	18
Genesis Open	CUT	77-72	149	+7	
The Honda Classic	CUT	77-71	148	+8	
Valspar Championship	T31	73-69-70-71	283	-1	21
Corales Puntacana Championship	1	63-68-69-70	270	-18	300
Houston Open	CUT	71-71	142	-2	
RBC Heritage	T42	68-68-72-73	281	-3	11
Valero Texas Open	80	72-73-79	224	+8	2
Zurich Classic of New Orleans	T4	64-73-61-71		-19	83
Wells Fargo Championship	75	71-72-73-88	304	+20	3
PGA TOUR Regular Season					
<b>FedExCup Points (Rank):</b>	<b>560 (41)</b>				
<b>Official Money (Rank):</b>	<b>\$1,089,735 (55)</b>				

# 2018 Competitors' Capsules (cont.)

## ROBERT GARRIGUS (GARE-uh-gus)

**PGA TOUR VICTORIES (1): 2010** Children's Miracle Network Classic.

### 2018 Tournament Summary

Tournament	Position	Scores	Total Score	Total Par	FedExCup Points
Safeway Open	T65	70-72-72-76	290	+2	4
Sanderson Farms Championship	CUT	76-76	152	+8	
Shriners Hospitals for Children Open	T32	70-65-77-70	282	-2	20
The RSM Classic	CUT	70-73	143	+1	
CareerBuilder Challenge	T57	72-65-71-71	279	-9	5
Farmers Insurance Open	T8	69-70-73-70	282	-6	78
Waste Management Phoenix Open	T52	71-69-69-73	282	-2	7
AT&T Pebble Beach Pro-Am	CUT	70-69-75	214	-1	
The Honda Classic	CUT	75-74	149	+9	
Valspar Championship	T31	76-68-69-70	283	-1	21
Corales Puntacana Championship	CUT	74-75	149	+5	
Houston Open	T18	69-69-67-72	277	-11	44
RBC Heritage	CUT	72-71	143	+1	
Valero Texas Open	CUT	80-78	158	+14	
Zurich Classic of New Orleans	CUT	64-78		-2	
PGA TOUR Regular Season					
<b>FedExCup Points (Rank):</b>		<b>178 (129)</b>			
<b>Official Money (Rank):</b>		<b>\$394,026 (131)</b>			

## BRIAN GAY

**PGA TOUR VICTORIES (4): 2008** Mayakoba Golf Classic at Riviera Maya-Cancun. **2009** Verizon Heritage, St. Jude Classic presented by FedEx. **2013** Humana Challenge in partnership with the Clinton Foundation.

### 2018 Tournament Summary

Tournament	Position	Scores	Total Score	Total Par	FedExCup Points
Safeway Open	CUT	75-72	147	+3	
Sanderson Farms Championship	T18	72-69-68-73	282	-6	26
Shriners Hospitals for Children Open	CUT	70-77	147	+5	
OHL Classic at Mayakoba	T25	68-65-73-71	277	-7	30
The RSM Classic	3	65-64-69-68	266	-16	190
Sony Open in Hawaii	T58	70-68-67-70	275	-5	5
CareerBuilder Challenge	T42	68-64-73-72	277	-11	11
Waste Management Phoenix Open	T9	67-68-68-68	271	-13	78
AT&T Pebble Beach Pro-Am	T8	69-69-68-71	277	-10	70
Genesis Open	CUT	74-75	149	+7	
The Honda Classic	CUT	73-76	149	+9	
Valspar Championship	CUT	73-74	147	+5	
Arnold Palmer Invitational	T22	73-71-70-69	283	-5	38
RBC Heritage	T70	71-71-71-73	286	+2	3
Valero Texas Open	CUT	74-72	146	+2	
Zurich Classic of New Orleans	CUT	66-74		-4	
PGA TOUR Regular Season					
<b>FedExCup Points (Rank):</b>		<b>451 (58)</b>			
<b>Official Money (Rank):</b>		<b>\$1,037,902 (61)</b>			

## LUCAS GLOVER

**PGA TOUR VICTORIES (3): 2005** FUNAI Classic at the WALT DISNEY WORLD Resort. 2009 U.S. Open Championship. **2011** Wells Fargo Championship.

**WEB.COM TOUR VICTORIES (1): 2003** Gila River Classic at Wild Horse Pass Resort.

**OTHER VICTORIES: (1): 2009** PGA Grand Slam of Golf.

### 2018 Tournament Summary

Tournament	Position	Scores	Total Score	Total Par	FedExCup Points
Safeway Open	T30	67-74-69-73	283	-5	24
CIMB Classic	T7	71-67-68-68	274	-14	85
THE CJ CUP @ NINE BRIDGES	T15	69-67-74-75	285	-3	52
WGC-HSBC Champions	T50	71-75-76-70	292	+4	8
CareerBuilder Challenge	T29	66-68-71-70	275	-13	25
Farmers Insurance Open	T67	72-70-75-77	294	+6	4
Waste Management Phoenix Open	T43	71-68-74-67	280	-4	11
Genesis Open	CUT	73-72	145	+3	
The Honda Classic	T17	70-75-71-66	282	+2	45
Valspar Championship	T74	70-72-73-76	291	+7	3
Arnold Palmer Invitational	T49	72-71-72-72	287	-1	8
Houston Open	T32	65-73-72-69	279	-9	19
RBC Heritage	T32	74-65-67-73	279	-5	21
Zurich Classic of New Orleans	T22	57-75-67-73		-16	11
Wells Fargo Championship	CUT	74-74	148	+6	
PGA TOUR Regular Season					
<b>FedExCup Points (Rank):</b>		<b>315 (93)</b>			
<b>Official Money (Rank):</b>		<b>\$747,286 (92)</b>			

## BRANDEN GRACE

**PGA TOUR VICTORIES (1): 2016** RBC Heritage.

**INTERNATIONAL VICTORIES (10): 2010** Coca-Cola Charity Championship [SAf]. **2012** Joburg Open [Eur], Volvo Golf Champions [Eur], Volvo China Open [Eur], Vodacom Origins Final [SAf], Alfred Dunhill Links Championship [Eur]. **2015** Alfred Dunhill Championship [Eur], Commercial Bank Qatar Masters [Eur], Dimension Data Pro-Am [SAf]. **2016** Commercial Bank Qatar Masters [Eur]

### 2018 Tournament Summary

Tournament	Position	Scores	Total Score	Total Par	FedExCup Points
CIMB Classic	T32	72-67-71-71	281	-7	21
THE CJ CUP @ NINE BRIDGES	T15	72-67-74-72	285	-3	52
WGC-HSBC Champions	T15	74-69-72-69	284	-4	55
AT&T Pebble Beach Pro-Am	T20	68-72-71-68	279	-8	40
Genesis Open	T37	70-72-69-72	283	-1	18
WGC-Mexico Championship	T30	72-69-73-68	282	-2	27
Valspar Championship	T8	73-68-68-70	279	-5	78
WGC-Dell Technologies Match Play	T29				28
Masters Tournament	T24	73-73-74-67	287	-1	39
PGA TOUR Regular Season					
<b>FedExCup Points (Rank):</b>		<b>358 (82)</b>			
<b>Official Money (Rank):</b>		<b>\$846,343 (81)</b>			

# 2018 Competitors' Capsules (cont.)

## CODY GRIBBLE

**PGA TOUR VICTORIES (1): 2017** Sanderson Farms Championship.

### 2018 Tournament Summary

Tournament	Position	Scores	Total Score	Total Par	FedExCup Points
Safeway Open	T59	70-70-73-75	288	E	5
CIMB Classic	T32	77-68-67-69	281	-7	21
THE CJ CUP @ NINE BRIDGES	66	73-81-76-71	301	+13	4
Sanderson Farms Championship	CUT	75-69	144	E	
Sony Open in Hawaii	CUT	71-73	144	+4	
Farmers Insurance Open	T35	70-70-74-73	287	-1	17
Waste Management Phoenix Open	T70	69-71-78-71	289	+5	3
AT&T Pebble Beach Pro-Am	CUT	75-73-80	228	+13	
CareerBuilder Challenge	CUT	71-75	146	+4	
The Honda Classic	CUT	72-75	147	+7	
Arnold Palmer Invitational	CUT	73-76	149	+5	
Houston Open	CUT	71-71	142	-2	
RBC Heritage	CUT	75-73	148	+6	
Valero Texas Open	CUT	79-74	153	+9	
Zurich Classic of New Orleans	T34	66-68-69-76		-9	3
PGA TOUR Regular Season					
<b>FedExCup Points (Rank):</b>	<b>53 (190)</b>				
<b>Official Money (Rank):</b>	<b>\$129,590 (188)</b>				

## EMILIANO GRILLO (Gree-LO)

**PGA TOUR VICTORIES (1): 2016** Frys.com Open.

**WEB.COM TOUR VICTORIES (1): 2015** Web.com Tour Championship.

### 2018 Tournament Summary

Tournament	Position	Scores	Total Score	Total Par	FedExCup Points
Safeway Open	T28	67-70-68-77	282	-6	30
CIMB Classic	T54	73-72-74-67	286	-2	6
THE CJ CUP @ NINE BRIDGES	T40	70-76-74-73	293	+5	15
OHL Classic at Mayakoba	T9	69-67-70-67	273	-11	70
Sony Open in Hawaii	T47	68-67-67-71	273	-7	9
Farmers Insurance Open	T12	70-72-67-74	283	-5	55
Waste Management Phoenix Open	T57	68-69-72-74	283	-1	5
The Honda Classic	T8	71-72-69-66	278	-2	80
Arnold Palmer Invitational	T26	69-75-71-69	284	-4	27
Corales Puntacana Championship	T50	72-68-73-72	285	-3	5
Houston Open	T3	69-68-67-68	272	-16	163
RBC Heritage	T16	72-66-69-70	277	-7	47
Zurich Classic of New Orleans	CUT	68-73		-3	
Wells Fargo Championship	T9	68-71-71-69	279	-5	73
PGA TOUR Regular Season					
<b>FedExCup Points (Rank):</b>	<b>583 (38)</b>				
<b>Official Money (Rank):</b>	<b>\$1,388,275 (41)</b>				

## BILL HAAS

**PGA TOUR VICTORIES (6): 2010** Bob Hope Classic, Viking Classic. **2011** TOUR Championship by Coca-Cola. **2012** Northern Trust Open. **2013** AT&T National. **2015** Humana Challenge in partnership with the Clinton Foundation.

**OTHER VICTORIES: (2): 2004** CVS Charity Classic [with Jay Haas]. **2012** Umpqua Bank Challenge [with Jay Haas].

### 2018 Tournament Summary

Tournament	Position	Scores	Total Score	Total Par	FedExCup Points
Safeway Open	T17	72-65-69-75	281	-7	41
WGC-HSBC Champions	T62	71-73-76-74	294	+6	5
The RSM Classic	CUT	70-71	141	-1	
Sony Open in Hawaii	CUT	71-70	141	+1	
CareerBuilder Challenge	CUT	72-68-71	211	-5	
Farmers Insurance Open	T54	69-73-73-75	290	+2	6
Waste Management Phoenix Open	T26	64-72-66-74	276	-8	31
Valspar Championship	T49	73-68-73-72	286	+2	7
Houston Open	T76	68-72-74	214	-2	2
RBC Heritage	T7	69-66-71-69	275	-9	75
Valero Texas Open	T75	73-72-74	219	+3	2
Wells Fargo Championship	CUT	72-74	146	+4	
PGA TOUR Regular Season					
<b>FedExCup Points (Rank):</b>	<b>170 (135)</b>				
<b>Official Money (Rank):</b>	<b>\$405,813 (129)</b>				

## CHESSON HADLEY

**PGA TOUR VICTORIES (1): 2014** Puerto Rico Open presented by seepuertorico.com.

**WEB.COM TOUR VICTORIES (4): 2013** Rex Hospital Open, Web.com Tour Championship. **2017** LECOM Health Challenge, Albertsons Boise Open presented by Kraft Nabisco.

### 2018 Tournament Summary

Tournament	Position	Scores	Total Score	Total Par	FedExCup Points
Safeway Open	T3	72-61-70-73	276	-12	163
Sanderson Farms Championship	2	68-70-68-68	274	-14	165
Shriners Hospitals for Children Open	T4	74-65-69-68	276	-8	115
OHL Classic at Mayakoba	W/D	71-70	141	-1	
The RSM Classic	T37	67-69-70-69	275	-7	16
CareerBuilder Challenge	T42	71-67-69-70	277	-11	11
Farmers Insurance Open	T23	71-72-71-71	285	-3	35
Waste Management Phoenix Open	T5	66-68-68-68	270	-14	96
AT&T Pebble Beach Pro-Am	T35	68-74-70-69	281	-6	18
The Honda Classic	CUT	74-78	152	+12	
Valspar Championship	CUT	75-75	150	+8	
Arnold Palmer Invitational	T49	74-70-69-74	287	-1	8
Houston Open	T18	68-68-69-72	277	-11	44
RBC Heritage	T7	66-68-69-72	275	-9	75
Valero Texas Open	T20	68-71-71-73	283	-5	40
Zurich Classic of New Orleans	T4	64-73-61-71		-19	83
Wells Fargo Championship	T16	70-74-66-71	281	-3	49
PGA TOUR Regular Season					
<b>FedExCup Points (Rank):</b>	<b>916 (19)</b>				
<b>Official Money (Rank):</b>	<b>\$2,177,426 (22)</b>				

## ADAM HADWIN

**PGA TOUR VICTORIES (1): 2017** Valspar Championship.

**WEB.COM TOUR VICTORIES (2): 2014** Chile Classic, Chiquita Classic.

**INTERNATIONAL VICTORIES (2): 2010** Desert Dunes Classic [Can]. **2011** Pacific Colombia Tour [Can].

### 2018 Tournament Summary

Tournament	Position	Scores	Total Score	Total Par	FedExCup Points
CIMB Classic	T51	71-67-76-71	285	-3	8
THE CJ CUP @ NINE BRIDGES	T47	75-72-76-72	295	+7	9
WGC-HSBC Champions	T65	69-74-79-73	295	+7	4
Sentry Tournament of Champions	32	73-75-74-72	294	+2	25
CareerBuilder Challenge	T3	66-67-67-68	268	-20	145
Farmers Insurance Open	T35	71-70-72-74	287	-1	17
Waste Management Phoenix Open	T43	70-65-74-71	280	-4	11
Genesis Open	T6	70-74-66-66	276	-8	92
WGC-Mexico Championship	T9	70-71-67-66	274	-10	78
Valspar Championship	T12	71-70-71-68	280	-4	59
WGC-Dell Technologies Match Play	T17				45
Masters Tournament	T24	69-75-72-71	287	-1	39
Wells Fargo Championship	T16	73-71-65-72	281	-3	49
PGA TOUR Regular Season					
<b>FedExCup Points (Rank):</b>	<b>581 (39)</b>				
<b>Official Money (Rank):</b>	<b>\$1,370,781 (42)</b>				



# 2018 Competitors' Capsules (cont.)

## JAMES HAHN (HONN)

**PGA TOUR VICTORIES (2):** 2015 Northern Trust Open. 2016 Wells Fargo Championship.

**WEB.COM TOUR VICTORIES (1):** 2012 The Rex Hospital Open.

**INTERNATIONAL VICTORIES (2):** 2009 Edmonton Open [Can], Riviera Nayarit Classic [Can].

### 2018 Tournament Summary

Tournament	Position	Scores	Total Score	Total Par	FedExCup Points
CIMB Classic	T28	72-71-68-69	280	-8	29
THE CJ CUP @ NINE BRIDGES	T40	74-73-76-70	293	+5	15
Shriners Hospitals for Children Open	T77	72-71-73-76	292	+8	2
Sony Open in Hawaii	P2	67-69-65-62	263	-17	300
CareerBuilder Challenge	T36	68-66-72-70	276	-12	18
Farmers Insurance Open	T45	75-68-71-74	288	E	10
Waste Management Phoenix Open	T11	70-67-66-69	272	-12	60
AT&T Pebble Beach Pro-Am	T26	74-68-70-68	280	-7	28
Genesis Open	T14	70-69-70-69	278	-6	56
Arnold Palmer Invitational	T58	71-71-75-72	289	+1	5
WGC-Dell Technologies Match Play	T36				15
Houston Open	T32	69-67-73-70	279	-9	19
RBC Heritage	CUT	75-75	150	+8	
Wells Fargo Championship	CUT	74-73	147	+5	
PGA TOUR Regular Season					
<b>FedExCup Points (Rank):</b>	<b>556 (42)</b>				
<b>Official Money (Rank):</b>	<b>\$1,259,564 (45)</b>				

## BRANDON HARKINS

**BEST PGA TOUR CAREER FINISH:** T8—2018 CareerBuilder Challenge.

### 2018 Tournament Summary

Tournament	Position	Scores	Total Score	Total Par	FedExCup Points
Safeway Open	T9	72-70-69-68	279	-9	73
Sanderson Farms Championship	CUT	74-78	152	+8	
Shriners Hospitals for Children Open	T20	68-70-73-70	281	-3	35
OHL Classic at Mayakoba	T25	65-68-75-69	277	-7	30
The RSM Classic	T49	66-72-69-70	277	-5	8
Sony Open in Hawaii	T25	67-68-69-66	270	-10	31
CareerBuilder Challenge	T8	64-68-68-70	270	-18	80
Farmers Insurance Open	T12	70-70-70-73	283	-5	55
Waste Management Phoenix Open	CUT	71-71	142	E	
AT&T Pebble Beach Pro-Am	T15	68-71-73-66	278	-9	51
Genesis Open	T41	71-70-74-69	284	E	12
Valspar Championship	CUT	72-74	146	+4	
Arnold Palmer Invitational	T36	69-74-71-71	285	-3	18
Houston Open	T60	70-71-70-71	282	-6	5
RBC Heritage	CUT	76-70	146	+4	
Valero Texas Open	T75	72-73-74	219	+3	2
Zurich Classic of New Orleans	CUT	68-74		-2	
Wells Fargo Championship	T63	73-71-68-76	288	+4	4
PGA TOUR Regular Season					
<b>FedExCup Points (Rank):</b>	<b>403 (69)</b>				
<b>Official Money (Rank):</b>	<b>\$857,415 (79)</b>				

## BRIAN HARMAN

**PGA TOUR VICTORIES (2):** 2014 John Deere Classic. 2017 Wells Fargo Championship.

### 2018 Tournament Summary

Tournament	Position	Scores	Total Score	Total Par	FedExCup Points
THE CJ CUP @ NINE BRIDGES	T5	68-72-72-71	283	-5	90
WGC-HSBC Champions	8	68-69-70-74	281	-7	89
The RSM Classic	T4	69-68-66-65	268	-14	109
*QBE Shootout	T3	62-68-64	194	-22	
Sentry Tournament of Champions	3	68-68-69-72	277	-15	190
Sony Open in Hawaii	T4	64-63-68-70	265	-15	115
CareerBuilder Challenge	T20	65-68-70-71	274	-14	38
Farmers Insurance Open	CUT	77-74	151	+7	
The Honda Classic	T33	74-70-69-72	285	+5	17
WGC-Mexico Championship	T5	68-67-68-68	271	-13	110
Arnold Palmer Invitational	T54	68-75-71-74	288	E	6
WGC-Dell Technologies Match Play	T9				68
Masters Tournament	T44	73-74-76-69	292	+4	12
RBC Heritage	T23	70-68-69-71	278	-6	33
Wells Fargo Championship	T4	72-73-68-81	294	+10	3
PGA TOUR Regular Season					
<b>FedExCup Points (Rank):</b>	<b>879 (20)</b>				
<b>Official Money (Rank):</b>	<b>\$2,179,725 (21)</b>				

## TYRRELL HATTON

**BEST PGA TOUR CAREER FINISH:** T3—2018 World Golf Championships-Mexico Championship.

**INTERNATIONAL VICTORIES (1):** 2016 Alfred Dunhill Links Championship [Eur], 2017 Italian Open, Alfred Dunhill Links Championship.

### 2018 Tournament Summary

Tournament	Position	Scores	Total Score	Total Par	FedExCup Points
WGC-HSBC Champions	T11	68-70-71-74	283	-5	67
The Honda Classic	CUT	74-72	146	+6	
WGC-Mexico Championship	T3	70-68-64-67	269	-15	170
Arnold Palmer Invitational	T69	70-74-73-75	292	+4	3
WGC-Dell Technologies Match Play	T9				68
Masters Tournament	T44	74-75-73-70	292	+4	12
RBC Heritage	CUT	75-71	146	+4	
Wells Fargo Championship	T42	67-73-72-73	285	+1	10
PGA TOUR Regular Season					
<b>FedExCup Points (Rank):</b>	<b>331 (88)</b>				
<b>Official Money (Rank):</b>	<b>\$889,156 (75)</b>				

## RUSSELL HENLEY

**PGA TOUR VICTORIES (3):** 2013 Sony Open in Hawaii. 2014 The Honda Classic. 2017 Shell Houston Open.

**WEB.COM TOUR VICTORIES (3):** 2011 Stadion Classic at UGA. 2012 Chiquita Classic, Winn-Dixie Jacksonville Open Presented by Planters.

### 2018 Tournament Summary

Tournament	Position	Scores	Total Score	Total Par	FedExCup Points
THE CJ CUP @ NINE BRIDGES	T33	67-76-76-72	291	+3	22
WGC-HSBC Champions	T36	75-68-76-69	288	E	22
*QBE Shootout	T9	63-69-67	199	-17	
Sentry Tournament of Champions	T17	74-69-72-69	284	-8	49
Sony Open in Hawaii	CUT	72-67	139	-1	
Waste Management Phoenix Open	CUT	70-72	142	E	
AT&T Pebble Beach Pro-Am	T15	68-70-70-70	278	-9	51
The Honda Classic	T24	68-70-74-71	283	+3	34
WGC-Mexico Championship	T58	69-69-75-79	292	+8	6
WGC-Dell Technologies Match Play	T36				15
Houston Open	T8	69-71-70-65	275	-13	73
Masters Tournament	T15	73-72-71-67	283	-5	60
Wells Fargo Championship	CUT	74-73	147	+5	
PGA TOUR Regular Season					
<b>FedExCup Points (Rank):</b>	<b>332 (87)</b>				
<b>Official Money (Rank):</b>	<b>\$888,775 (76)</b>				

## J.J. HENRY

**PGA TOUR VICTORIES (3):** 2006 Buick Championship. 2012 Reno-Tahoe Open. 2015 Barracuda Championship.

**WEB.COM TOUR VICTORIES (1):** 2000 Knoxville Open.

### 2018 Tournament Summary

Tournament	Position	Scores	Total Score	Total Par	FedExCup Points
Sanderson Farms Championship	W/D	73-70	143	-1	
OHL Classic at Mayakoba	CUT	72-76	148	+6	
The RSM Classic	T45	70-68-70-68	276	-6	10
Sony Open in Hawaii	CUT	73-70	143	+3	
CareerBuilder Challenge	CUT	75-68-69	212	-4	
Farmers Insurance Open	T23	70-72-70-73	285	-3	35
AT&T Pebble Beach Pro-Am	CUT	71-72-72	215	E	
Genesis Open	CUT	73-73	146	+4	
The Honda Classic	CUT	75-74	149	+9	
Valspar Championship	T74	72-71-75-73	291	+7	3
Corales Puntacana Championship	T65	71-72-73-72	288	E	2
Houston Open	CUT	68-75	143	-1	
RBC Heritage	T16	72-69-69-67	277	-7	47
Valero Texas Open	CUT	78-75	153	+9	
Zurich Classic of New Orleans	T10	62-73-65-72		-16	39
Wells Fargo Championship	T84	73-72-75	220	+7	1
PGA TOUR Regular Season					
<b>FedExCup Points (Rank):</b>	<b>137 (149)</b>				
<b>Official Money (Rank):</b>	<b>\$277,488 (155)</b>				



# 2018 Competitors' Capsules (cont.)

## CHARLEY HOFFMAN

**PGA TOUR VICTORIES (4):** 2007 Bob Hope Chrysler Classic. 2010 Deutsche Bank Championship. 2015 OHL Classic at Mayakoba. 2016 Valero Texas Open.

**WEB.COM TOUR VICTORIES (1):** 2004 Permian Basin Charity Golf Classic.

### 2018 Tournament Summary

Tournament	Position	Scores	Total Score	Total Par	FedExCup Points
Shriners Hospitals for Children Open	T18	68-71-71-70	280	-4	48
OHL Classic at Mayakoba	CUT	71-73	144	+2	
*Hero World Challenge	2	69-63-70-72	274	-14	
*QBE Shootout	T8	65-70-63	198	-18	
Farmers Insurance Open	T35	71-70-71-75	287	-1	17
Waste Management Phoenix Open	T26	72-68-68-68	276	-8	31
AT&T Pebble Beach Pro-Am	W/D	67-73	140	-3	
Genesis Open	T41	75-69-69-71	284	E	12
WGC-Mexico Championship	T20	70-66-70-72	278	-6	46
Valspar Championship	CUT	75-75	150	+8	
Arnold Palmer Invitational	T14	71-66-71-74	282	-6	50
WGC-Dell Technologies Match Play	T36				15
Masters Tournament	T12	69-73-73-67	282	-6	68
RBC Heritage	T23	72-69-66-71	278	-6	33
Valero Texas Open	T64	72-73-71-74	290	+2	4
Zurich Classic of New Orleans	T31	65-72-65-76		-10	4
PGA TOUR Regular Season					

**FedExCup Points (Rank):** 328 (89)  
**Official Money (Rank):** \$825,506 (84)

## TOM HOGE (HOAGIE)

**BEST PGA TOUR CAREER FINISH: 3—2018** Sony Open in Hawaii.

**INTERNATIONAL VICTORIES (1):** 2011 Players Cup [Can]

**OTHER VICTORIES: (1):** 2011 The Players Cup

### 2018 Tournament Summary

Tournament	Position	Scores	Total Score	Total Par	FedExCup Points
Safeway Open	T37	65-73-70-76	284	-4	17
Sanderson Farms Championship	CUT	73-75	148	+4	
Shriners Hospitals for Children Open	T7	68-73-67-69	277	-7	85
OHL Classic at Mayakoba	T61	72-68-70-73	283	-1	4
The RSM Classic	T25	67-69-70-67	273	-9	33
Sony Open in Hawaii	3	65-65-64-70	264	-16	190
CareerBuilder Challenge	T57	69-73-66-71	279	-9	5
Farmers Insurance Open	T12	72-69-72-70	283	-5	55
Waste Management Phoenix Open	CUT	73-70	143	+1	
AT&T Pebble Beach Pro-Am	CUT	75-72-68	215	E	
Genesis Open	T53	67-73-71-75	286	+2	6
The Honda Classic	CUT	76-77	153	+13	
Valspar Championship	CUT	75-72	147	+5	
Arnold Palmer Invitational	T26	71-70-74-69	284	-4	27
Houston Open	T60	68-73-68-73	282	-6	5
RBC Heritage	T55	70-67-71-76	284	E	5
Valero Texas Open	CUT	75-75	150	+6	
Zurich Classic of New Orleans	T10	62-73-65-72		-16	39
Wells Fargo Championship	T76	73-72-72	217	+4	2
PGA TOUR Regular Season					

**FedExCup Points (Rank):** 472 (55)  
**Official Money (Rank):** \$1,055,118 (60)

## J.B. HOLMES

**PGA TOUR VICTORIES (4):** 2006 FBR Open. 2008 FBR Open. 2014 Wells Fargo Championship. 2015 Shell Houston Open.

### 2018 Tournament Summary

Tournament	Position	Scores	Total Score	Total Par	FedExCup Points
THE CJ CUP @ NINE BRIDGES	T67	75-79-73-75	302	+14	3
Shriners Hospitals for Children Open	CUT	70-74	144	+2	
Farmers Insurance Open	4	70-72-65-72	279	-9	135
Waste Management Phoenix Open	CUT	72-72	144	+2	
AT&T Pebble Beach Pro-Am	CUT	71-69-73	213	-2	
Genesis Open	T60	71-71-73-72	287	+3	5
The Honda Classic	T49	69-76-71-71	287	+7	7
Valspar Championship	T46	71-74-67-73	285	+1	10
Arnold Palmer Invitational	T41	68-71-73-74	286	-2	12
Houston Open	T32	73-68-68-70	279	-9	19
Valero Texas Open	CUT	73-75	148	+4	
Zurich Classic of New Orleans	CUT	66-78		E	
Wells Fargo Championship	T42	71-73-69-72	285	+1	10
PGA TOUR Regular Season					

**FedExCup Points (Rank):** 201 (124)  
**Official Money (Rank):** \$487,985 (117)

## BILLY HORSCHEL (HOR-shul)

**PGA TOUR VICTORIES (5):** 2013 Zurich Classic of New Orleans. 2014 BMW Championship, TOUR Championship by Coca-Cola. 2017 AT&T Byron Nelson. 2018 Zurich Classic of New Orleans.

### 2018 Tournament Summary

Tournament	Position	Scores	Total Score	Total Par	FedExCup Points
Shriners Hospitals for Children Open	W/D	67	67	-4	
*QBE Shootout	T12	61-69-71	201	-15	
Sentry Tournament of Champions	T11	70-71-70-71	282	-10	63
Farmers Insurance Open	T54	74-69-74-73	290	+2	6
Waste Management Phoenix Open	T43	66-73-71-70	280	-4	11
AT&T Pebble Beach Pro-Am	CUT	71-69-75	215	E	
Genesis Open	CUT	71-77	148	+6	
The Honda Classic	CUT	74-74	148	+8	
Valspar Championship	CUT	74-72	146	+4	
Arnold Palmer Invitational	T54	68-70-73-77	288	E	6
Masters Tournament	CUT	76-79	155	+11	
RBC Heritage	T5	66-69-67-72	274	-10	105
Valero Texas Open	T11	68-71-70-70	279	-9	63
Zurich Classic of New Orleans	1	65-73-61-67		-22	400
PGA TOUR Regular Season					

**FedExCup Points (Rank):** 654 (34)  
**Official Money (Rank):** \$1,634,752 (35)

## BEAU HOSSLER

**BEST PGA TOUR CAREER FINISH: 2—2018** Houston Open.

### 2018 Tournament Summary

Tournament	Position	Scores	Total Score	Total Par	FedExCup Points
Safeway Open	74	74-69-74-80	297	+9	3
Sanderson Farms Championship	T10	69-69-69-73	280	-8	34
Shriners Hospitals for Children Open	T7	69-69-66-73	277	-7	85
OHL Classic at Mayakoba	T34	70-66-70-72	278	-6	19
The RSM Classic	T70	70-69-75-68	282	E	3
Sony Open in Hawaii	CUT	67-75	142	+2	
CareerBuilder Challenge	T20	64-69-73-68	274	-14	38
Farmers Insurance Open	T35	71-68-69-79	287	-1	17
Waste Management Phoenix Open	T17	70-68-64-71	273	-11	48
AT&T Pebble Beach Pro-Am	T43	65-67-74-76	282	-5	12
Genesis Open	CUT	72-75	147	+5	
Valspar Championship	CUT	75-72	147	+5	
Arnold Palmer Invitational	T66	71-73-73-74	291	+3	4
Houston Open	P2	65-68-69-67	269	-19	300
RBC Heritage	T16	70-69-70-68	277	-7	47
Valero Texas Open	T51	71-69-69-79	288	E	7
Wells Fargo Championship	T34	68-76-69-71	284	E	19
PGA TOUR Regular Season					

**FedExCup Points (Rank):** 633 (35)  
**Official Money (Rank):** \$1,497,162 (36)

# 2018 Competitors' Capsules (cont.)

## CHARLES HOWELL III

**PGA TOUR VICTORIES (2):** 2002 Michelob Championship at Kingsmill. 2007 Nissan Open.

### 2018 Tournament Summary

Tournament	Position	Scores	Total Score	Total Par	FedExCup Points
CIMB Classic	T51	72-72-70-71	285	-3	8
THE CJ CUP @ NINE BRIDGES	T19	67-72-78-69	286	-2	44
WGC-HSBC Champions	T15	72-67-71-74	284	-4	55
OHL Classic at Mayakoba	T4	68-70-66-66	270	-14	123
The RSM Classic	CUT	71-70	141	-1	
Sony Open in Hawaii	T32	67-68-69-67	271	-9	21
CareerBuilder Challenge	T20	67-70-66-71	274	-14	38
Farmers Insurance Open	T6	69-72-71-69	281	-7	95
Genesis Open	T37	74-70-69-70	283	-1	18
The Honda Classic	CUT	74-74	148	+8	
Valspar Championship	T40	75-70-70-69	284	E	14
Arnold Palmer Invitational	T14	72-70-70-70	282	-6	50
WGC-Dell Technologies Match Play	T9				68
Houston Open	T18	71-67-70-69	277	-11	44
RBC Heritage	T55	68-67-73-76	284	E	5
Wells Fargo Championship	T21	71-68-71-72	282	-2	38
PGA TOUR Regular Season					
<b>FedExCup Points (Rank):</b>	<b>619 (37)</b>				
<b>Official Money (Rank):</b>	<b>\$1,423,109 (40)</b>				

## MACKENZIE HUGHES

**PGA TOUR VICTORIES (1):** 2017 The RSM Classic.

**WEB.COM TOUR VICTORIES (1):** 2016 Price Cutter Charity Championship presented by Dr Pepper.

### 2018 Tournament Summary

Tournament	Position	Scores	Total Score	Total Par	FedExCup Points
Safeway Open	CUT	74-74	148	+4	
OHL Classic at Mayakoba	CUT	71-72	143	+1	
The RSM Classic	CUT	70-72	142	E	
Sony Open in Hawaii	CUT	70-70	140	E	
CareerBuilder Challenge	CUT	70-70-75	215	-1	
Farmers Insurance Open	CUT	72-73	145	+1	
Waste Management Phoenix Open	CUT	69-73	142	E	
AT&T Pebble Beach Pro-Am	CUT	71-74-74	219	+4	
The Honda Classic	T59	67-75-74-73	289	+9	5
Valspar Championship	CUT	73-74	147	+5	
Arnold Palmer Invitational	T54	74-69-72-73	288	E	6
Houston Open	CUT	69-77	146	+2	
RBC Heritage	CUT	72-72	144	+2	
Valero Texas Open	CUT	72-75	147	+3	
Zurich Classic of New Orleans	CUT	65-77		-2	
Wells Fargo Championship	T59	71-73-70-73	287	+3	5
PGA TOUR Regular Season					
<b>FedExCup Points (Rank):</b>	<b>16 (218)</b>				
<b>Official Money (Rank):</b>	<b>\$51,632 (208)</b>				

## JOHN HUH (HUH)

**PGA TOUR VICTORIES (1):** 2012 Mayakoba Golf Classic.

**INTERNATIONAL VICTORIES (1):** 2010 Shinhan Donghae Open [Kor].

### 2018 Tournament Summary

Tournament	Position	Scores	Total Score	Total Par	FedExCup Points
Safeway Open	CUT	72-74	146	+2	
Sanderson Farms Championship	CUT	71-75	146	+2	
Shriners Hospitals for Children Open	T57	66-73-71-76	286	+2	5
OHL Classic at Mayakoba	T25	67-74-67-69	277	-7	30
The RSM Classic	T37	71-68-65-71	275	-7	16
Sony Open in Hawaii	CUT	72-71	143	+3	
CareerBuilder Challenge	T3	68-69-65-66	268	-20	145
Farmers Insurance Open	T45	69-73-73-73	288	E	10
Waste Management Phoenix Open	T38	68-69-71-70	278	-6	18
Genesis Open	T26	70-72-70-70	282	-2	27
The Honda Classic	T24	71-73-68-71	283	+3	34
Valspar Championship	CUT	75-73	148	+6	
Arnold Palmer Invitational	T26	72-73-66-73	284	-4	27
Houston Open	T32	70-67-70-72	279	-9	19
RBC Heritage	T23	66-74-69-69	278	-6	33
Valero Texas Open	CUT	75-73	148	+4	
Zurich Classic of New Orleans	36	66-73-65-77		-7	3
PGA TOUR Regular Season					
<b>FedExCup Points (Rank):</b>	<b>365 (78)</b>				
<b>Official Money (Rank):</b>	<b>\$714,057 (99)</b>				

## DUSTIN JOHNSON

**PGA TOUR VICTORIES (17):** 2008 Turning Stone Resort Championship. 2009 AT&T Pebble Beach National Pro-Am. 2010 AT&T Pebble Beach National Pro-Am, BMW Championship. 2011 The Barclays. 2012 FedEx St. Jude Classic. 2013 Hyundai Tournament of Champions. 2014 World Golf Championships-HSBC Champions. 2015 World Golf Championships-Cadillac Championship. 2016 U.S. Open, World Golf Championships-Bridgestone Invitational, BMW Championship. 2017 Genesis Open, World Golf Championships-Mexico Championship, World Golf Championships-Dell Technologies Match Play, THE NORTHERN TRUST. 2018 Sentry Tournament of Champions..

**OTHER VICTORIES: (1):** 2010 Shark Shootout [with Ian Poulter]

### 2018 Tournament Summary

Tournament	Position	Scores	Total Score	Total Par	FedExCup Points
WGC-HSBC Champions	T2	68-63-68-77	276	-12	218
*Hero World Challenge	T14	68-72-76-72	288	E	
Sentry Tournament of Champions	1	69-68-66-65	268	-24	500
AT&T Pebble Beach Pro-Am	T2	67-64-70-72	273	-14	184
Genesis Open	T16	74-69-64-73	280	-4	50
WGC-Mexico Championship	T7	69-66-68-69	272	-12	92
WGC-Dell Technologies Match Play	T59				5
Masters Tournament	T10	73-68-71-69	281	-7	80
RBC Heritage	T16	69-69-72-67	277	-7	47
PGA TOUR Regular Season					
<b>FedExCup Points (Rank):</b>	<b>1,176 (7)</b>				
<b>Official Money (Rank):</b>	<b>\$3,209,658 (6)</b>				

# 2018 Competitors' Capsules (cont.)

## ZACH JOHNSON

**PGA TOUR VICTORIES (12):** 2004 BellSouth Classic. 2007 Masters Tournament, AT&T Classic. 2008 Valero Texas Open. 2009 Sony Open in Hawaii, Valero Texas Open. 2010 Crowne Plaza Invitational at Colonial. 2012 Crowne Plaza Invitational at Colonial, John Deere Classic. 2013 BMW Championship. 2014 Hyundai Tournament of Champions. 2015 The Open Championship.

**WEB.COM TOUR VICTORIES (2):** 2003 Rheem Classic, Envirocare Utah Classic.

**OTHER VICTORIES: (2):** 2006 Wendy's 3-Tour Challenge [with Stewart Cink and Scott Verplank]. 2011 CVS Caremark Charity Classic [with Matt Kuchar].

### 2018 Tournament Summary

Tournament	Position	Scores	Total Score	Total Par	FedExCup Points
Safeway Open	T13	68-72-69-71	280	-8	56
OHL Classic at Mayakoba	T23	70-70-72-64	276	-8	38
The RSM Classic	T8	70-68-64-67	269	-13	75
*QBE Shootout	T8	65-70-63	198	-18	
Sony Open in Hawaii	T14	63-67-71-67	268	-12	54
CareerBuilder Challenge	T20	67-64-73-70	274	-14	38
Waste Management Phoenix Open	T57	71-70-71-71	283	-1	5
Valspar Championship	T16	73-68-69-71	281	-3	42
Arnold Palmer Invitational	T26	69-71-71-73	284	-4	27
WGC-Dell Technologies Match Play	T36				15
Masters Tournament	T36	70-74-74-72	290	+2	22
RBC Heritage	T42	70-70-71-70	281	-3	11
Valero Texas Open	5	70-65-68-72	275	-13	110
Zurich Classic of New Orleans	T15	66-70-65-72		-15	24
PGA TOUR Regular Season					
<b>FedExCup Points (Rank):</b>	<b>518 (48)</b>				
<b>Official Money (Rank):</b>	<b>\$1,107,590 (54)</b>				

## SUNG KANG

**BEST PGA TOUR CAREER FINISH: 2—2017** Shell Houston Open.

**INTERNATIONAL VICTORIES (2):** 2013 CJ Invitational Hosted by K.J. Choi [OneAsia], Kolon Korea Open [OneAsia].

### 2018 Tournament Summary

Tournament	Position	Scores	Total Score	Total Par	FedExCup Points
Safeway Open	T62	73-68-75-73	289	+1	4
CIMB Classic	T3	67-68-65-71	271	-17	163
THE CJ CUP @ NINE BRIDGES	T54	73-74-75-74	296	+8	6
OHL Classic at Mayakoba	CUT	73-75	148	+6	
The RSM Classic	T29	66-69-68-71	274	-8	24
CareerBuilder Challenge	T63	68-69-69-74	280	-8	4
Farmers Insurance Open	T69	72-71-75-77	295	+7	3
Waste Management Phoenix Open	CUT	69-75	144	+2	
Genesis Open	T16	70-72-69-69	280	-4	50
The Honda Classic	CUT	74-83	157	+17	
Valspar Championship	T73	74-71-74-71	290	+6	3
Arnold Palmer Invitational	T58	78-67-69-75	289	+1	5
Houston Open	W/D	72	72	E	
RBC Heritage	CUT	74-79	153	+11	
Valero Texas Open	CUT	76-71	147	+3	
Zurich Classic of New Orleans	36	66-73-65-77		-7	3
Wells Fargo Championship	CUT	72-76	148	+6	
PGA TOUR Regular Season					
<b>FedExCup Points (Rank):</b>	<b>265 (106)</b>				
<b>Official Money (Rank):</b>	<b>\$662,327 (102)</b>				

## MARTIN KAYMER (KY-mer)

**PGA TOUR VICTORIES (3):** 2010 PGA Championship. 2014 THE PLAYERS Championship, U.S. Open.

**INTERNATIONAL VICTORIES (12):** 2006 Vodafone Challenge [EurChall], Open des Volcans [EurChall]. 2008 Abu Dhabi Championship [Eur], BMW International Open [Eur]. 2009 Open de France [Eur], The Barclays Scottish Open [Eur]. 2010 Abu Dhabi Championship [Eur], KLM Open [Eur], Alfred Dunhill Links Championship [Eur]. 2011 Abu Dhabi Championship [Eur], World Golf Championships-HSBC Champions [Eur]. 2012 Nedbank Golf Challenge [SAF].

### 2018 Tournament Summary

Tournament	Position	Scores	Total Score	Total Par	FedExCup Points
Genesis Open	T53	73-67-75-71	286	+2	6
The Honda Classic	W/D	75	75	+5	
Houston Open	CUT	70-77	147	+3	
Masters Tournament	48	74-73-74-73	294	+6	11
RBC Heritage	T73	69-73-72-74	288	+4	3
Valero Texas Open	CUT	72-76	148	+4	
Wells Fargo Championship	T42	73-67-73-72	285	+1	10
PGA TOUR Regular Season					
<b>FedExCup Points (Rank):</b>	<b>29 (203)</b>				
<b>Official Money (Rank):</b>	<b>\$82,097 (199)</b>				

## MICHAEL KIM

**BEST PGA TOUR CAREER FINISH: T3—2017** Safeway Open.

### 2018 Tournament Summary

Tournament	Position	Scores	Total Score	Total Par	FedExCup Points
Safeway Open	CUT	70-75	145	+1	
CIMB Classic	T28	68-70-72-70	280	-8	29
Shriners Hospitals for Children Open	CUT	76-77	153	+11	
The RSM Classic	CUT	66-76	142	E	
Sony Open in Hawaii	CUT	70-75	145	+5	
CareerBuilder Challenge	T50	67-64-71-76	278	-10	7
Farmers Insurance Open	T23	69-68-70-78	285	-3	35
Waste Management Phoenix Open	CUT	71-72	143	+1	
Genesis Open	CUT	71-75	146	+4	
The Honda Classic	T57	71-74-71-72	288	+8	6
Valspar Championship	CUT	74-72	146	+4	
Corales Puntacana Championship	T43	68-75-69-71	283	-5	8
Houston Open	CUT	71-71	142	-2	
RBC Heritage	T77	76-66-76-74	292	+8	2
Valero Texas Open	CUT	77-81	158	+14	
Zurich Classic of New Orleans	T15	62-69-66-76		-15	24
PGA TOUR Regular Season					
<b>FedExCup Points (Rank):</b>	<b>111 (164)</b>				
<b>Official Money (Rank):</b>	<b>\$204,436 (172)</b>				

# 2018 Competitors' Capsules (cont.)

## SI WOO KIM

**PGA TOUR VICTORIES (2):** 2016 Wyndham Championship. 2017 THE PLAYERS Championship.

**WEB.COM TOUR VICTORIES (1):** 2015 Stonebrae Classic.

### 2018 Tournament Summary

Tournament	Position	Scores	Total Score	Total Par	FedExCup Points
CIMB Classic	77	74-78-73-75	300	+12	2
THE CJ CUP @ NINE BRIDGES	T44	70-75-74-75	294	+6	11
WGC-HSBC Champions	T69	71-71-79-76	297	+9	4
OHL Classic at Mayakoba	3	67-68-69-65	269	-15	190
The RSM Classic	CUT	71-74	145	+3	
Sentry Tournament of Champions	10	69-71-72-69	281	-11	75
Sony Open in Hawaii	T58	67-71-70-67	275	-5	5
Farmers Insurance Open	T35	71-71-74-71	287	-1	17
Waste Management Phoenix Open	T62	74-67-70-73	284	E	4
Genesis Open	CUT	72-74	146	+4	
Valspar Championship	T59	71-72-74-70	287	+3	5
Arnold Palmer Invitational	CUT	76-75	151	+7	
WGC-Dell Technologies Match Play	T9				68
Masters Tournament	T24	75-73-68-71	287	-1	39
RBC Heritage	P2	68-65-68-71	272	-12	300
Valero Texas Open	T45	71-74-71-71	287	-1	10
PGA TOUR Regular Season					
<b>FedExCup Points (Rank):</b>	<b>730 (28)</b>				
<b>Official Money (Rank):</b>	<b>\$1,816,554 (30)</b>				

## WHEE KIM

**BEST PGA TOUR CAREER FINISH:** T2—2017 FedEx St. Jude Classic, 2018 Shriners Hospitals for Children Open.

**INTERNATIONAL VICTORIES (1):** 2012 Shinhan Donghae Open [Kor]

### 2018 Tournament Summary

Tournament	Position	Scores	Total Score	Total Par	FedExCup Points
Safeway Open	T54	72-67-74-74	287	-1	6
CIMB Classic	T39	68-75-71-68	282	-6	15
THE CJ CUP @ NINE BRIDGES	4	68-70-72-72	282	-6	135
Shriners Hospitals for Children Open	P2	65-72-72-66	275	-9	245
OHL Classic at Mayakoba	T45	69-69-67-75	280	-4	10
The RSM Classic	CUT	71-69	140	-2	
Sony Open in Hawaii	CUT	71-76	147	+7	
CareerBuilder Challenge	CUT	70-69-79	218	+2	
Farmers Insurance Open	CUT	70-74	144	E	
Waste Management Phoenix Open	CUT	73-71	144	+2	
Genesis Open	CUT	73-78	151	+9	
Valspar Championship	T49	68-74-72-72	286	+2	7
Arnold Palmer Invitational	CUT	72-76	148	+4	
Houston Open	CUT	69-77	146	+2	
RBC Heritage	T50	68-68-71-76	283	-1	8
Valero Texas Open	CUT	78-72	150	+6	
Zurich Classic of New Orleans	T22	66-69-67-73		-13	11
Wells Fargo Championship	CUT	76-73	149	+7	
PGA TOUR Regular Season					
<b>FedExCup Points (Rank):</b>	<b>436 (61)</b>				
<b>Official Money (Rank):</b>	<b>\$1,160,858 (52)</b>				

## CHRIS KIRK

**PGA TOUR VICTORIES (4):** 2011 Viking Classic. 2014 The McGladrey Classic, Deutsche Bank Championship. 2015 Crowne Plaza Invitational at Colonial.

**WEB.COM TOUR VICTORIES (2):** 2010 Fort Smith Classic, Knoxville News Sentinel Open.

### 2018 Tournament Summary

Tournament	Position	Scores	Total Score	Total Par	FedExCup Points
Safeway Open	T30	72-69-68-74	283	-5	24
THE CJ CUP @ NINE BRIDGES	T54	72-74-76-74	296	+8	6
Sanderson Farms Championship	T34	70-72-76-67	285	-3	11
Shriners Hospitals for Children Open	CUT	68-77	145	+3	
The RSM Classic	T4	63-70-64-71	268	-14	109
Sony Open in Hawaii	T10	63-67-67-70	267	-13	68
CareerBuilder Challenge	CUT	71-65-73	209	-7	
Farmers Insurance Open	T35	70-71-72-74	287	-1	17
Waste Management Phoenix Open	T11	66-68-68-70	272	-12	60
AT&T Pebble Beach Pro-Am	CUT	67-74-72	213	-2	
The Honda Classic	T33	71-74-72-68	285	+5	17
Valspar Championship	T49	70-71-74-71	286	+2	7
Arnold Palmer Invitational	13	71-69-70-71	281	-7	60
Houston Open	CUT	70-73	143	-1	
RBC Heritage	T55	70-70-70-74	284	E	5
Valero Texas Open	T8	73-66-68-71	278	-10	80
Zurich Classic of New Orleans	CUT	65-78		-1	
PGA TOUR Regular Season					
<b>FedExCup Points (Rank):</b>	<b>463 (57)</b>				
<b>Official Money (Rank):</b>	<b>\$1,070,111 (59)</b>				

## KEVIN KISNER

**PGA TOUR VICTORIES (2):** 2016 The RSM Classic. 2017 DEAN & DELUCA Invitational.

**WEB.COM TOUR VICTORIES (2):** 2010 Mylan Classic presented by CONSOL Energy. 2013 Chile Classic.

### 2018 Tournament Summary

Tournament	Position	Scores	Total Score	Total Par	FedExCup Points
The RSM Classic	T4	67-68-65-68	268	-14	109
*Hero World Challenge	T12	70-72-75-70	287	-1	
*QBE Shootout	T11	61-70-69	200	-16	
Sentry Tournament of Champions	T17	70-70-72-72	284	-8	49
Sony Open in Hawaii	T25	68-64-71-67	270	-10	31
CareerBuilder Challenge	T50	67-68-67-76	278	-10	7
AT&T Pebble Beach Pro-Am	CUT	71-75-70	216	+1	
The Honda Classic	CUT	79-70	149	+9	
WGC-Mexico Championship	T29	70-71-66-74	281	-3	33
Arnold Palmer Invitational	CUT	74-76	150	+6	
WGC-Dell Technologies Match Play	2				315
Masters Tournament	T28	72-75-69-72	288	E	33
RBC Heritage	T7	69-68-66-72	275	-9	75
Zurich Classic of New Orleans	T15	62-70-64-77		-15	24
Wells Fargo Championship	CUT	72-75	147	+5	
PGA TOUR Regular Season					
<b>FedExCup Points (Rank):</b>	<b>676 (32)</b>				
<b>Official Money (Rank):</b>	<b>\$1,865,464 (29)</b>				

# 2018 Competitors' Capsules (cont.)

## PATTON KIZZIRE (kuh-ZY-ur)

**PGA TOUR VICTORIES (2):** 2018 OHL Classic at Mayakoba, Sony Open in Hawaii.

**WEB.COM TOUR VICTORIES (2):** 2015 Utah Championship presented by Zions Bank, News Sentinel Open presented by Pilot.

### 2018 Tournament Summary

Tournament	Position	Scores	Total Score	Total Par	FedExCup Points
Safeway Open	CUT	73-72	145	+1	
Sanderson Farms Championship	T10	71-72-69-68	280	-8	34
Shriners Hospitals for Children Open	T4	70-66-76-64	276	-8	115
OHL Classic at Mayakoba	1	62-70-66-67	265	-19	500
The RSM Classic	T45	66-69-70-71	276	-6	10
Sentry Tournament of Champions	T15	72-72-69-70	283	-9	54
Sony Open in Hawaii	P1	67-64-64-68	263	-17	500
CareerBuilder Challenge	T42	70-66-69-72	277	-11	11
Waste Management Phoenix Open	T31	70-68-69-70	277	-7	22
The Honda Classic	CUT	74-78	152	+12	
WGC-Mexico Championship	T12	69-69-71-66	275	-9	67
Arnold Palmer Invitational	CUT	77-70	147	+3	
WGC-Dell Technologies Match Play	T36				15
Masters Tournament	CUT	76-76	152	+8	
RBC Heritage	CUT	71-72	143	+1	
Wells Fargo Championship	CUT	75-73	148	+6	
PGA TOUR Regular Season					
<b>FedExCup Points (Rank):</b>	<b>1,329 (4)</b>				
<b>Official Money (Rank):</b>	<b>\$3,177,987 (7)</b>				

## RUSSELL KNOX

**PGA TOUR VICTORIES (2):** 2016 World Golf Championships-HSBC Champions, Travelers Championship.

**WEB.COM TOUR VICTORIES (1):** 2011 Chiquita Classic.

### 2018 Tournament Summary

Tournament	Position	Scores	Total Score	Total Par	FedExCup Points
CIMB Classic	T63	74-74-71-70	289	+1	4
Shriners Hospitals for Children Open	T72	69-73-75-73	290	+6	3
OHL Classic at Mayakoba	T9	68-68-69-68	273	-11	70
The RSM Classic	T37	67-70-68-70	275	-7	16
Sony Open in Hawaii	T10	69-64-65-69	267	-13	68
CareerBuilder Challenge	T29	69-64-71-71	275	-13	25
Farmers Insurance Open	T29	69-73-69-75	286	-2	26
Waste Management Phoenix Open	CUT	74-68	142	E	
AT&T Pebble Beach Pro-Am	T15	71-70-67-70	278	-9	51
The Honda Classic	CUT	73-76	149	+9	
Valspar Championship	T16	69-74-66-72	281	-3	42
Arnold Palmer Invitational	T73	74-71-76-75	296	+8	3
Houston Open	CUT	71-72	143	-1	
RBC Heritage	T40	70-72-68-70	280	-4	16
Valero Texas Open	CUT	74-72	146	+2	
Zurich Classic of New Orleans	T7	64-73-63-71		-17	54
PGA TOUR Regular Season					
<b>FedExCup Points (Rank):</b>	<b>376 (74)</b>				
<b>Official Money (Rank):</b>	<b>\$829,449 (83)</b>				

## SATOSHI KODAIRA

**PGA TOUR VICTORIES (1):** 2018 RBC Heritage.

**INTERNATIONAL VICTORIES (7):** 2012 PGA JGTO challenge Cup II in Boso [Jpn Chall], 2013 Japan Golf Tour Championship [Jpn], 2014 Dunlop Srixon Fukushima Open [Jpn], 2015 Japan Open [Jpn], 2016 Bridgestone Open [Jpn], 2017 Top Cup Tokai Classic [Jpn], Mitsui Sumitomo VISA Taiheiyō Masters [Jpn].

### 2018 Tournament Summary

Tournament	Position	Scores	Total Score	Total Par	FedExCup Points
Sony Open in Hawaii	CUT	75-75	150	+10	
WGC-Mexico Championship	54	72-73-73-70	288	+4	
Arnold Palmer Invitational	CUT	75-77	152	+8	
WGC-Dell Technologies Match Play	T59				
Masters Tournament	T28	71-74-71-72	288	E	
RBC Heritage	P1	73-63-70-66	272	-12	
PGA TOUR Regular Season					
<b>FedExCup Points (Rank):</b>	<b>533 (46)</b>				
<b>Official Money (Rank):</b>	<b>\$1,392,700 (44)</b>				

## BROOKS KOEPLA (KEP-kuh)

**PGA TOUR VICTORIES (2):** 2015 Waste Management Phoenix Open, 2017 U.S. Open.

**INTERNATIONAL VICTORIES (6):** 2012 Challenge de Catalunya [EurChall], 2013 Montecchia Golf Open [EurChall], Fred Olesen Challenge de Espana [EurChall], Scottish Hydro Challenge [EurChall], 2014 Turkish Airlines Open [Eur], 2016 Dunlop Phoenix [Jap], 2017 Dunlop Phoenix [Jpn].

### 2018 Tournament Summary

Tournament	Position	Scores	Total Score	Total Par	FedExCup Points
WGC-HSBC Champions	T2	64-68-73-71	276	-12	218
*Hero World Challenge	18	71-78-72-70	291	+3	
Sentry Tournament of Champions	34	78-74-78-75	305	+13	22
WGC-Mexico Championship	DNS				
Zurich Classic of New Orleans	CUT	67-78		+1	
Wells Fargo Championship	T42	72-72-71-70	285	+1	10
PGA TOUR Regular Season					
<b>FedExCup Points (Rank):</b>	<b>250 (111)</b>				
<b>Official Money (Rank):</b>	<b>\$762,055 (90)</b>				

## JASON KOKRAK (COKE-rack)

**BEST PGA TOUR CAREER FINISH: T2—2012** Frys.com Open, 2016 Northern Trust Open.

**WEB.COM TOUR VICTORIES (2):** 2011 Albertsons Boise Open Pres'd by Kraft, Micosukee Championship.

### 2018 Tournament Summary

Tournament	Position	Scores	Total Score	Total Par	FedExCup Points
Safeway Open	T17	70-69-68-74	281	-7	41
Sanderson Farms Championship	T7	69-70-73-67	279	-9	50
Shriners Hospitals for Children Open	T20	67-75-71-68	281	-3	35
OHL Classic at Mayakoba	T45	69-68-74-69	280	-4	10
The RSM Classic	CUT	65-76	141	-1	
Sony Open in Hawaii	T47	67-70-68-68	273	-7	9
CareerBuilder Challenge	T8	63-67-71-69	270	-18	80
Waste Management Phoenix Open	T31	70-69-68-70	277	-7	22
AT&T Pebble Beach Pro-Am	T35	70-67-74-70	281	-6	18
Genesis Open	T20	68-72-69-72	281	-3	40
Valspar Championship	T8	72-67-72-68	279	-5	78
Arnold Palmer Invitational	CUT	71-76	147	+3	
Houston Open	T80	67-74-74	215	-1	2
RBC Heritage	CUT	71-73	144	+2	
Valero Texas Open	T36	74-70-69-73	286	-2	16
Wells Fargo Championship	CUT	74-72	146	+4	
PGA TOUR Regular Season					
<b>FedExCup Points (Rank):</b>	<b>400 (70)</b>				
<b>Official Money (Rank):</b>	<b>\$846,489 (80)</b>				



# 2018 Competitors' Capsules (cont.)

## KELLY KRAFT

**BEST PGA TOUR CAREER FINISH: 2—2017** AT&T Pebble Beach Pro-Am.

**WEB.COM TOUR VICTORIES (1): 2015** Chitimacha Louisiana Open presented by NACHER.

### 2018 Tournament Summary

Tournament	Position	Scores	Total Score	Total Par	FedExCup Points
Safeway Open	T69	72-71-73-76	292	+4	3
CIMB Classic	T48	70-71-72-71	284	-4	9
THE CJ CUP @ NINE BRIDGES	T44	73-73-74-74	294	+6	11
Shriners Hospitals for Children Open	T47	67-65-79-73	284	E	9
The RSM Classic	T22	70-65-68-69	272	-10	39
Sony Open in Hawaii	CUT	71-68	139	-1	
Farmers Insurance Open	CUT	75-76	151	+7	
Waste Management Phoenix Open	CUT	79-70	149	+7	
AT&T Pebble Beach Pro-Am	CUT	73-72-81	226	+11	
Genesis Open	63	71-72-72-73	288	+4	4
The Honda Classic	T8	72-69-66-71	278	-2	80
Valspar Championship	T31	68-70-70-75	283	-1	21
Corales Puntacana Championship	3	68-69-71-67	275	-13	105
Houston Open	T80	70-71-74	215	-1	2
RBC Heritage	CUT	71-72	143	+1	
Zurich Classic of New Orleans	CUT	70-70		-4	
Wells Fargo Championship	CUT	76-73	149	+7	
PGA TOUR Regular Season					
<b>FedExCup Points (Rank):</b>	<b>284 (101)</b>				
<b>Official Money (Rank):</b>	<b>\$602,481 (106)</b>				

## MATT KUCHAR

**PGA TOUR VICTORIES (7): 2002** The Honda Classic. **2009** Turning Stone Resort Championship. **2010** The Barclays. **2012** THE PLAYERS Championship. **2013** World Golf Championships-Accenture Match Play Championship, the Memorial Tournament presented by Nationwide Insurance. **2014** RBC Heritage.

**WEB.COM TOUR VICTORIES (1): 2006** Henrico County Open Pres'd by Saxon Capital, Inc.

**INTERNATIONAL VICTORIES (2): 2011** OMEGA Mission Hills World Cup [with Gary Woodland]. **2015** Fiji International [OneAsia].

**OTHER VICTORIES (2): 2011** CVS Caremark Charity Classic [with Zach Johnson]. **2013** Franklin Templeton Shootout [with Harris English]. **2015** Franklin Templeton Shootout [with Harris English].

### 2018 Tournament Summary

Tournament	Position	Scores	Total Score	Total Par	FedExCup Points
WGC-HSBC Champions	T31	67-70-72-78	287	-1	27
The RSM Classic	T29	69-68-68-69	274	-8	24
*Hero World Challenge	T9	67-70-72-71	280	-8	
*QBE Shootout	T9	63-72-64	199	-17	
Waste Management Phoenix Open	T5	71-68-64-67	270	-14	96
AT&T Pebble Beach Pro-Am	T62	66-71-75-73	285	-2	4
Genesis Open	T26	73-71-69-69	282	-2	27
WGC-Mexico Championship	T58	74-74-73-71	292	+8	6
Valspar Championship	T40	71-72-72-69	284	E	14
WGC-Dell Technologies Match Play	T9				68
Houston Open	T8	68-68-69-70	275	-13	73
Masters Tournament	T28	68-75-72-73	288	E	33
RBC Heritage	T23	66-70-69-73	278	-6	33
Valero Texas Open	T51	71-72-73-72	288	E	7
Zurich Classic of New Orleans	T28	68-67-68-74		-11	6
PGA TOUR Regular Season					
<b>FedExCup Points (Rank):</b>	<b>416 (63)</b>				
<b>Official Money (Rank):</b>	<b>\$1,001,044 (63)</b>				

## ANIRBAN LAHIRI (la-HERE-ree)

**BEST PGA TOUR CAREER FINISH: T2—2017** the Memorial Tournament presented by Nationwide.

**INTERNATIONAL VICTORIES (18): 2009** Haryana Open [India], BILT Open [India], **2010** Players Championship [India], Players Championship [India], BILT Open [India], **2011** Players Championship [India], Players Championship [India], Panasonic Open [Asia], **2012** SAIL-SBI Open [Asia], **2013** SAIL-SBI Open [Asia], Players Championship [India], Eagleburg Open [India], Tour Championship [India], **2014** PGTI Ahmedabad Masters [Ind], CIMB Niaga Indonesian Masters [Asia], Venetian Macau Open [Asia], **2015** Maybank Malaysian Open [Eur], Hero Indian Open [Eur].

### 2018 Tournament Summary

Tournament	Position	Scores	Total Score	Total Par	FedExCup Points
CIMB Classic	T10	67-73-64-71	275	-13	70
THE CJ CUP @ NINE BRIDGES	T5	69-71-69-74	283	-5	90
Shriners Hospitals for Children Open	T51	69-72-71-73	285	+1	7
OHL Classic at Mayakoba	T14	67-69-67-71	274	-10	52
Farmers Insurance Open	T54	71-72-72-75	290	+2	6
Waste Management Phoenix Open	CUT	72-71	143	+1	
Genesis Open	T26	72-69-67-74	282	-2	27
The Honda Classic	T59	73-71-71-74	289	+9	5
Arnold Palmer Invitational	T75	73-72-74-78	297	+9	2
RBC Heritage	CUT	72-74	146	+4	
Valero Texas Open	T58	76-68-73-72	289	+1	5
Wells Fargo Championship	CUT	76-74	150	+8	
PGA TOUR Regular Season					
<b>FedExCup Points (Rank):</b>	<b>264 (107)</b>				
<b>Official Money (Rank):</b>	<b>\$719,030 (98)</b>				

## MARTIN LAIRD

**PGA TOUR VICTORIES (3): 2009** Justin Timberlake Shriners Hospitals for Children Open. **2011** Arnold Palmer Invitational presented by MasterCard. **2013** Valero Texas Open.

**WEB.COM TOUR VICTORIES (1): 2007** Athens Regional Foundation Classic.

**OTHER VICTORIES (2): 2004** Denver Open. **2006** San Juan Open.

### 2018 Tournament Summary

Tournament	Position	Scores	Total Score	Total Par	FedExCup Points
Safeway Open	T17	71-67-69-74	281	-7	41
Shriners Hospitals for Children Open	CUT	72-72	144	+2	
The RSM Classic	T54	70-69-70-69	278	-4	6
CareerBuilder Challenge	CUT	70-72-73	215	-1	
Farmers Insurance Open	CUT	74-73	147	+3	
Waste Management Phoenix Open	T9	68-67-68-68	271	-13	78
Genesis Open	T9	68-73-68-68	277	-7	70
Valspar Championship	CUT	75-72	147	+5	
Arnold Palmer Invitational	T26	72-70-73-69	284	-4	27
RBC Heritage	T32	67-69-70-73	279	-5	21
Valero Texas Open	T11	73-65-69-72	279	-9	63
Zurich Classic of New Orleans	T7	64-73-63-71		-17	54
PGA TOUR Regular Season					
<b>FedExCup Points (Rank):</b>	<b>360 (81)</b>				
<b>Official Money (Rank):</b>	<b>\$816,489 (86)</b>				

# 2018 Competitors' Capsules (cont.)

## ANDREW LANDRY

**PGA TOUR VICTORIES (1): 2018** Valero Texas Open.

**WEB.COM TOUR VICTORIES (2): 2015** Cartagena de Indias at Karibana Championship Presented by Prebuild. **2017** The Bahamas Great Abaco Classic at The Abaco Club.

### 2018 Tournament Summary

Tournament	Position	Scores	Total Score	Total Par	FedExCup Points
Safeway Open	T7	71-69-69-69	278	-10	88
Sanderson Farms Championship	T59	66-74-74-75	289	+1	3
Shriners Hospitals for Children Open	CUT	72-78	150	+8	
OHL Classic at Mayakoba	W/D	69	69	-2	
The RSM Classic	T4	70-64-67-67	268	-14	109
Sony Open in Hawaii	CUT	68-75	143	+3	
CareerBuilder Challenge	P2	63-65-70-68	266	-22	300
Farmers Insurance Open	CUT	73-75	148	+4	
Waste Management Phoenix Open	CUT	73-70	143	+1	
Genesis Open	CUT	77-72	149	+7	
The Honda Classic	CUT	71-75	146	+6	
RBC Heritage	T42	69-68-69-75	281	-3	11
Valero Texas Open	1	69-67-67-68	271	-17	500
Zurich Classic of New Orleans	CUT	66-74		-4	
Wells Fargo Championship	W/D	78	78	+7	
PGA TOUR Regular Season					
<b>FedExCup Points (Rank):</b>	<b>1,011 (12)</b>				
<b>Official Money (Rank):</b>	<b>\$2,228,754 (18)</b>				

## DANNY LEE

**PGA TOUR VICTORIES (1): 2015** The Greenbrier Classic.

**WEB.COM TOUR VICTORIES (1): 2011** WNB Golf Classic.

**INTERNATIONAL VICTORIES (1): 2009** Johnnie Walker Classic [Eur].

### 2018 Tournament Summary

Tournament	Position	Scores	Total Score	Total Par	FedExCup Points
CIMB Classic	T7	73-65-68-68	274	-14	85
THE CJ CUP @ NINE BRIDGES	71	71-73-80-79	303	+15	3
OHL Classic at Mayakoba	T25	70-69-72-66	277	-7	30
The RSM Classic	CUT	70-72	142	E	
Sony Open in Hawaii	CUT	71-72	143	+3	
CareerBuilder Challenge	CUT	70-71-74	215	-1	
Farmers Insurance Open	T58	69-71-73-78	291	+3	5
Waste Management Phoenix Open	CUT	73-69	142	E	
Genesis Open	CUT	73-72	145	+3	
The Honda Classic	W/D				
Valspar Championship	CUT	74-77	151	+9	
Arnold Palmer Invitational	CUT	76-72	148	+4	
Houston Open	T64	68-70-70-75	283	-5	4
RBC Heritage	T55	69-66-70-79	284	E	5
Valero Texas Open	T51	76-68-70-74	288	E	7
Zurich Classic of New Orleans	CUT	68-72		-4	
Wells Fargo Championship	CUT	75-73	148	+6	
PGA TOUR Regular Season					
<b>FedExCup Points (Rank):</b>	<b>138 (148)</b>				
<b>Official Money (Rank):</b>	<b>\$346,411 (139)</b>				

## MARC LEISHMAN (LEESH-mun)

**PGA TOUR VICTORIES (3): 2012** Travelers Championship. **2017** Arnold Palmer Invitational presented by Mastercard, BMW Championship..

**WEB.COM TOUR VICTORIES (1): 2008** WNB Golf Classic.

**INTERNATIONAL VICTORIES (5): 2006** Jisan Resort Open [Kor], Queensland Cairns Classic [Aus], Toyota Southern Classic [Aus]. **2007** Toyota Southern Classic [Aus]. **2015** Nedbank Golf Challenge [Eur].

### 2018 Tournament Summary

Tournament	Position	Scores	Total Score	Total Par	FedExCup Points
THE CJ CUP @ NINE BRIDGES	P2	66-72-71-70	279	-9	300
WGC-HSBC Champions	T38	71-79-68-71	289	+1	18
Sentry Tournament of Champions	T7	67-69-76-67	279	-13	88
Sony Open in Hawaii	T47	68-66-71-68	273	-7	9
Farmers Insurance Open	T8	71-69-69-73	282	-6	78
Waste Management Phoenix Open	T31	69-71-68-69	277	-7	22
Genesis Open	CUT	74-73	147	+5	
WGC-Mexico Championship	T37	69-68-69-77	283	-1	17
Arnold Palmer Invitational	T7	70-70-73-67	280	-8	78
WGC-Dell Technologies Match Play	T52				7
Masters Tournament	9	70-67-73-70	280	-8	88
RBC Heritage	CUT	72-71	143	+1	
PGA TOUR Regular Season					
<b>FedExCup Points (Rank):</b>	<b>703 (31)</b>				
<b>Official Money (Rank):</b>	<b>\$2,211,913 (19)</b>				

## ALEXANDER LEVY (Luh-VEE)

**BEST PGA TOUR CAREER FINISH: T14—2015** World Golf Championships-HSBC Champions.

**INTERNATIONAL VICTORIES (4): 2014** Volvo China Open [Eur], Portugal Masters [Eur], **2016** Porsche European Open [Eur], **2017** Volvo China Open [Eur].

### 2018 Tournament Summary

Tournament	Position	Scores	Total Score	Total Par	FedExCup Points
WGC-HSBC Champions	T31	71-71-71-74	287	-1	
WGC-Dell Technologies Match Play	T36				
PGA TOUR Regular Season					
<b>Official Money (Rank):</b>	<b>\$137,500</b>				

## HAOTONG LI

**BEST PGA TOUR CAREER FINISH: 3—2017** The Open Championship.

**INTERNATIONAL VICTORIES (3): 2014** Nanshan China Masters [OneAsia], **2016** Volvo China Open [Eur], **2018** Omega Dubai Desert Classic [Eur].

**OTHER VICTORIES: (3): 2014** Jianye Tianzhu Henan Open, **2014** Sanya Hainan Open, Tour Championship presented by CTS Tycoon.

### 2018 Tournament Summary

Tournament	Position	Scores	Total Score	Total Par	FedExCup Points
CIMB Classic	T48	72-74-69-69	284	-4	
WGC-HSBC Champions	T50	72-76-71-73	292	+4	
Genesis Open	T53	71-71-69-75	286	+2	
WGC-Mexico Championship	63	73-79-73-73	298	+14	
Arnold Palmer Invitational	T54	73-70-74-71	288	E	
WGC-Dell Technologies Match Play	T59				
Masters Tournament	T32	69-76-72-72	289	+1	
PGA TOUR Regular Season					
<b>Official Money (Rank):</b>	<b>\$272,945</b>				

# 2018 Competitors' Capsules (cont.)

## DAVID LINGMERTH

**PGA TOUR VICTORIES (1): 2015** the Memorial Tournament presented by Nationwide.

**WEB.COM TOUR VICTORIES (1): 2012** Neediest Kids Championship.

### 2018 Tournament Summary

Tournament	Position	Scores	Total Score	Total Par	FedExCup Points
Shriners Hospitals for Children Open	T57	71-69-75-71	286	+2	5
OHL Classic at Mayakoba	W/D	72	72	+1	
The RSM Classic	T17	68-69-67-67	271	-11	47
CareerBuilder Challenge	T57	71-65-71-72	279	-9	5
Farmers Insurance Open	CUT	73-75	148	+4	
Genesis Open	T75	73-71-76-74	294	+10	2
The Honda Classic	CUT	75-74	149	+9	
Valspar Championship	T64	72-71-73-72	288	+4	4
Arnold Palmer Invitational	T64	77-68-71-74	290	+2	4
Corales Puntacana Championship	T28	70-67-75-69	281	-7	16
RBC Heritage	T74	71-71-73-74	289	+5	3
Valero Texas Open	T51	75-68-74-71	288	E	7
Zurich Classic of New Orleans	CUT	68-72		-4	
PGA TOUR Regular Season					
<b>FedExCup Points (Rank):</b>	<b>93 (172)</b>				
<b>Official Money (Rank):</b>	<b>\$207,888 (170)</b>				

## LUKE LIST

**BEST PGA TOUR CAREER FINISH: 2—2018** The Honda Classic, **T2—2017** Sanderson Farms Championship.

**WEB.COM TOUR VICTORIES (1): 2012** South Georgia Classic Presented by First State Bank and Trust Company.

### 2018 Tournament Summary

Tournament	Position	Scores	Total Score	Total Par	FedExCup Points
Safeway Open	T37	72-70-71-71	284	-4	17
CIMB Classic	T13	70-70-68-68	276	-12	56
THE CJ CUP @ NINE BRIDGES	T5	68-67-76-72	283	-5	90
Shriners Hospitals for Children Open	T20	71-70-70-70	281	-3	35
OHL Classic at Mayakoba	CUT	70-76	146	+4	
Sony Open in Hawaii	CUT	73-68	141	+1	
CareerBuilder Challenge	CUT	74-71-69	214	-2	
Farmers Insurance Open	T12	69-66-73-75	283	-5	55
Waste Management Phoenix Open	T26	69-68-69-70	276	-8	31
Genesis Open	T26	72-71-69-70	282	-2	27
The Honda Classic	P2	71-66-66-69	272	-8	300
Valspar Championship	T16	70-71-69-71	281	-3	42
Arnold Palmer Invitational	T7	71-67-74-68	280	-8	78
WGC-Dell Technologies Match Play	T59				5
Houston Open	T24	68-68-70-72	278	-10	32
RBC Heritage	T3	70-64-67-72	273	-11	163
Valero Texas Open	CUT	72-74	146	+2	
Wells Fargo Championship	T9	70-72-67-70	279	-5	73
PGA TOUR Regular Season					
<b>FedExCup Points (Rank):</b>	<b>1,002 (14)</b>				
<b>Official Money (Rank):</b>	<b>\$2,477,594 (15)</b>				

## JAMIE LOVEMARK

**BEST PGA TOUR CAREER FINISH: T2—2009** Frys.com Open, **2016** Zurich Classic of New Orleans.

**WEB.COM TOUR VICTORIES (2): 2010** Mexico Open Bicentenary, **2013** Midwest Classic Presented by Cadillac.

### 2018 Tournament Summary

Tournament	Position	Scores	Total Score	Total Par	FedExCup Points
Safeway Open	T43	67-73-73-72	285	-3	10
CIMB Classic	T32	70-70-70-71	281	-7	21
THE CJ CUP @ NINE BRIDGES	T5	70-74-68-71	283	-5	90
Shriners Hospitals for Children Open	CUT	73-72	145	+3	
The RSM Classic	CUT	73-71	144	+2	
Sony Open in Hawaii	CUT	70-69	139	-1	
Farmers Insurance Open	CUT	72-73	145	+1	
Waste Management Phoenix Open	T52	70-67-71-74	282	-2	7
Genesis Open	T26	68-70-73-71	282	-2	27
The Honda Classic	7	68-69-68-72	277	-3	90
Valspar Championship	T16	72-73-68-68	281	-3	42
Arnold Palmer Invitational	T41	73-68-70-75	286	-2	12
Houston Open	T24	69-69-71-69	278	-10	32
Valero Texas Open	T30	75-69-72-69	285	-3	24
Zurich Classic of New Orleans	T10	64-71-66-71		-16	39
Wells Fargo Championship	CUT	75-71	146	+4	
PGA TOUR Regular Season					
<b>FedExCup Points (Rank):</b>	<b>393 (72)</b>				
<b>Official Money (Rank):</b>	<b>\$916,440 (70)</b>				

## SHANE LOWRY

**PGA TOUR VICTORIES (1): 2015** World Golf Championships-Bridgestone Invitational.

**INTERNATIONAL VICTORIES (2): 2009** The 3 Irish Open [Eur], **2012** Portugal Masters [Eur].

### 2018 Tournament Summary

Tournament	Position	Scores	Total Score	Total Par	FedExCup Points
Farmers Insurance Open	CUT	69-78	147	+3	
Waste Management Phoenix Open	T65	70-71-74-71	286	+2	4
AT&T Pebble Beach Pro-Am	T43	67-73-68-74	282	-5	12
Genesis Open	CUT	73-75	148	+6	
The Honda Classic	T49	71-74-75-67	287	+7	7
Valspar Championship	T49	71-70-73-72	286	+2	7
Arnold Palmer Invitational	CUT	75-72	147	+3	
Houston Open	T14	68-68-71-69	276	-12	54
Zurich Classic of New Orleans	T28	63-75-68-71		-11	6
Wells Fargo Championship	T34	74-70-71-69	284	E	19
PGA TOUR Regular Season					
<b>FedExCup Points (Rank):</b>	<b>108 (168)</b>				
<b>Official Money (Rank):</b>	<b>\$246,833 (162)</b>				

## BEN MARTIN

**PGA TOUR VICTORIES (1): 2015** Shriners Hospitals for Children Open.

**WEB.COM TOUR VICTORIES (2): 2013** United Leasing Championship Presented by PTI, Mylan Classic.

### 2018 Tournament Summary

Tournament	Position	Scores	Total Score	Total Par	FedExCup Points
Safeway Open	T17	74-66-68-73	281	-7	41
Sanderson Farms Championship	T59	70-72-74-73	289	+1	3
Shriners Hospitals for Children Open	CUT	71-75	146	+4	
OHL Classic at Mayakoba	CUT	71-72	143	+1	
The RSM Classic	T22	71-66-69-66	272	-10	39
Sony Open in Hawaii	T7	69-66-66-65	266	-14	85
CareerBuilder Challenge	T57	69-67-71-72	279	-9	5
Waste Management Phoenix Open	T67	69-70-77-71	287	+3	4
AT&T Pebble Beach Pro-Am	T26	68-75-66-71	280	-7	28
The Honda Classic	T33	70-71-70-74	285	+5	17
Valspar Championship	T46	75-69-73-68	285	+1	10
Arnold Palmer Invitational	CUT	74-73	147	+3	
RBC Heritage	T55	74-68-73-69	284	E	5
Valero Texas Open	T45	73-72-71-71	287	-1	10
Wells Fargo Championship	CUT	73-74	147	+5	
PGA TOUR Regular Season					
<b>FedExCup Points (Rank):</b>	<b>246 (112)</b>				
<b>Official Money (Rank):</b>	<b>\$496,868 (116)</b>				

# 2018 Competitors' Capsules (cont.)

## HIDEKI MATSUYAMA (Mah-tsu-YAH-mah)

**PGA TOUR VICTORIES (5): 2014** the Memorial Tournament presented by Nationwide Insurance. **2016** Waste Management Phoenix Open. **2017** World Golf Championships-HSBC Champions, Waste Management Phoenix Open.

**INTERNATIONAL VICTORIES (8): 2011** Mitsui Sumitomo Visa Taiheiyo [Jpn]. **2013** Tsuruya Open [Jpn], Diamond Cup Golf [Jpn], Fujisankei Classic [Jpn], Casio World Open [Jpn]. **2014** Dunlop Phoenix [Jpn]. **2016** Japan Open Golf Championship [Jpn], Taiheiyo Masters [Jpn].

**OTHER VICTORIES: (1): 2016** Hero World Challenge.

### 2018 Tournament Summary

Tournament	Position	Scores	Total Score	Total Par	FedExCup Points
CIMB Classic	T5	70-68-63-71	272	-16	105
WGC-HSBC Champions	T50	74-74-72-72	292	+4	8
*Hero World Challenge	T5	71-66-72-68	277	-11	
Sentry Tournament of Champions	T4	70-70-72-66	278	-14	115
Farmers Insurance Open	T12	72-69-73-69	283	-5	55
Waste Management Phoenix Open	W/D	69	69	-2	
WGC-Mexico Championship	DNS				
Arnold Palmer Invitational	T49	70-72-71-74	287	-1	8
WGC-Dell Technologies Match Play	T36				15
Masters Tournament	T19	73-71-72-69	285	-3	53
Wells Fargo Championship	T76	77-68-72	217	+4	2
PGA TOUR Regular Season					
<b>FedExCup Points (Rank):</b>	<b>361 (80)</b>				
<b>Official Money (Rank):</b>	<b>\$992,845 (64)</b>				

## SCOTT MCCARRON

**PGA TOUR VICTORIES (3): 1996** Freeport-McDermott Classic. **1997** BellSouth Classic. **2001** BellSouth Classic.

**OTHER VICTORIES: (5): 1998** Franklin Templeton Shark Shootout [with Bruce Lietzke], **2000** Franklin Templeton Shootout [with Brad Faxon], **2001** Franklin Templeton Shootout [with Brad Faxon], **2002** Fred Meyer Challenge [with Brian Henninger], **2016** TaylorMade Pebble Beach Invitational

### 2018 Tournament Summary

Tournament	Position	Scores	Total Score	Total Par	FedExCup Points
Mitsubishi Electric Championship	T6	70-66-67	203	-13	\$70,000.00
Boca Raton Championship	T24	73-69-69	211	-5	\$14,628.57
Chubb Classic	T7	66-68-68	202	-14	\$57,600.00
Cologuard Classic	T50	71-73-73	217	-2	\$4,760.00
Toshiba Classic	T2	67-68-68	203	-10	\$132,000.00
Rapiscan Systems Classic	T28	72-70-73	215	-1	\$12,672.00
Mitsubishi Electric Classic	T14	71-72-70	213	-3	\$27,260.00
Legends of Golf at Big Cedar Lodge	T9	67-47-35-50	199	-17	\$25,200.00
Insperty Invitational	T33	67-76-69	212	-4	\$14,520.00
<b>Total</b>					<b>\$358,640</b>

## WILLIAM MCGIRT

**PGA TOUR VICTORIES (1): 2016** the Memorial Tournament presented by Nationwide.

### 2018 Tournament Summary

Tournament	Position	Scores	Total Score	Total Par	FedExCup Points
Sanderson Farms Championship	T25	70-71-70-72	283	-5	20
Shriners Hospitals for Children Open	T10	68-73-69-68	278	-6	64
The RSM Classic	T8	70-68-65-66	269	-13	75
Sony Open in Hawaii	T65	66-72-72-67	277	-3	4
Waste Management Phoenix Open	CUT	71-72	143	+1	
AT&T Pebble Beach Pro-Am	T26	73-69-66-72	280	-7	28
Genesis Open	CUT	73-75	148	+6	
The Honda Classic	T33	71-71-74-69	285	+5	17
Valspar Championship	T16	71-70-69-71	281	-3	42
Arnold Palmer Invitational	T26	70-71-70-73	284	-4	27
Houston Open	CUT	71-71	142	-2	
RBC Heritage	T70	71-70-71-74	286	+2	3
Valero Texas Open	CUT	82-71	153	+9	
Zurich Classic of New Orleans	CUT	67-75		-2	
PGA TOUR Regular Season					
<b>FedExCup Points (Rank):</b>	<b>280 (102)</b>				
<b>Official Money (Rank):</b>	<b>\$594,960 (107)</b>				

## RORY MCILROY

**PGA TOUR VICTORIES (14): 2010** Quail Hollow Championship. **2011** U.S. Open. **2012** The Honda Classic, PGA Championship, Deutsche Bank Championship, BMW Championship. **2014** The Open Championship, World Golf Championships-Bridgestone Invitational, PGA Championship. **2015** World Golf Championships-Cadillac Match Play, Wells Fargo Championship. **2016** Deutsche Bank Championship, TOUR Championship. **2018** Arnold Palmer Invitational presented by Mastercard.

**INTERNATIONAL VICTORIES (9): 2009** Dubai Desert Classic [Eur]. **2011** Shanghai Masters [Eur], UBS Hong Kong Open [Eur]. **2012** DP World Tour Championship [Eur]. **2013** Emirates Australian Open [Aus]. **2014** BMW PGA Championship [Eur]. **2015** Omega Dubai Desert Classic [Eur], DP World Tour Championship [Eur]. **2016** Dubai Duty Free Irish Open Hosted by the Rory Foundation [Eur].

### 2018 Tournament Summary

Tournament	Position	Scores	Total Score	Total Par	FedExCup Points
AT&T Pebble Beach Pro-Am	CUT	68-74-72	214	-1	
Genesis Open	T20	71-69-73-68	281	-3	40
The Honda Classic	T59	72-72-73-72	289	+9	5
Valspar Championship	CUT	74-73	147	+5	
Arnold Palmer Invitational	T1	69-70-67-64	270	-18	500
WGC-Dell Technologies Match Play	T36				15
Masters Tournament	T5	69-71-65-74	279	-9	106
Wells Fargo Championship	T16	68-76-66-71	281	-3	49
PGA TOUR Regular Season					
<b>FedExCup Points (Rank):</b>	<b>715 (29)</b>				
<b>Official Money (Rank):</b>	<b>\$2,261,763 (17)</b>				

# 2018 Competitors' Capsules (cont.)

## PHIL MICKELSON

**PGA TOUR VICTORIES (43):** 1991 Northern Telecom Open. 1993 Buick Invitational of California, The International. 1994 Mercedes Championships. 1995 Northern Telecom Open. 1996 Nortel Open, Phoenix Open, GTE Byron Nelson Golf Classic, NEC World Series of Golf. 1997 Bay Hill Invitational, Sprint International. 1998 Mercedes Championships, AT&T Pebble Beach National Pro-Am. 2000 Buick Invitational, BellSouth Classic, MasterCard Colonial, THE TOUR Championship. 2001 Buick Invitational, Canon Greater Hartford Open. 2002 Bob Hope Chrysler Classic, Canon Greater Hartford Open. 2004 Bob Hope Chrysler Classic, Masters Tournament. 2005 FBR Open, AT&T Pebble Beach National Pro-Am, BellSouth Classic, PGA Championship. 2006 BellSouth Classic, Masters Tournament. 2007 AT&T Pebble Beach National Pro-Am, THE PLAYERS Championship, Deutsche Bank Championship. 2008 Northern Trust Open, Crowne Plaza Invitational at Colonial. 2009 Northern Trust Open, World Golf Championships-CA Championship, THE TOUR Championship presented by Coca-Cola. 2010 Masters Tournament. 2011 Shell Houston Open. 2012 AT&T Pebble Beach National Pro-Am. 2013 Waste Management Phoenix Open, The Open Championship. 2018 World Golf Championships-Mexico Championship.

**INTERNATIONAL VICTORIES (4):** 1993 Tournoi Perrier de Paris [EurChall]. 2007 HSBC Champions [Eur]. 2009 World Golf Championships-HSBC Champions [Eur]. 2013 Scottish Open [Eur].

**OTHER VICTORIES: (3):** 2001 Tylenol Par-3 Shootout at Treetops Resort. 2004 Telus Skins Game, PGA Grand Slam of Golf.

### 2018 Tournament Summary

Tournament	Position	Scores	Total Score	Total Par	FedExCup Points
Safeway Open	T3	69-69-68-70	276	-12	163
WGC-HSBC Champions	T15	71-72-74-67	284	-4	55
CareerBuilder Challenge	CUT	70-68-74	212	-4	
Farmers Insurance Open	T45	70-68-76-74	288	E	10
Waste Management Phoenix Open	T5	70-65-66-69	270	-14	96
AT&T Pebble Beach Pro-Am	T2	69-65-72-67	273	-14	184
Genesis Open	T6	70-71-67-68	276	-8	92
WGC-Mexico Championship	P1	69-68-65-66	268	-16	550
WGC-Dell Technologies Match Play	T17				45
Houston Open	T24	68-71-72-67	278	-10	32
Masters Tournament	T36	70-79-74-67	290	+2	22
Wells Fargo Championship	T5	72-72-64-69	277	-7	100
PGA TOUR Regular Season					
<b>FedExCup Points (Rank):</b>	<b>1,348 (3)</b>				
<b>Official Money (Rank):</b>	<b>\$3,647,600 (5)</b>				

## FRANCESCO MOLINARI (maw-LIN-air-e)

**BEST PGA TOUR CAREER FINISH: T2—2017** PGA Championship.

**INTERNATIONAL VICTORIES (4):** 2006 Telecom Italia Open [Eur]. 2010 World Golf Championships-HSBC Champions [Eur]. 2012 Open de Espana [Eur]. 2016 Italian Open [Eur].

**OTHER VICTORIES: (1):** 2009 OMEGA Mission Hills World Cup [with Edoardo Molinari].

### 2018 Tournament Summary

Tournament	Position	Scores	Total Score	Total Par	FedExCup Points
WGC-HSBC Champions	T46	77-71-72-71	291	+3	11
*Hero World Challenge	8	69-68-71-70	278	-10	
Farmers Insurance Open	T45	68-73-73-74	288	E	10
Waste Management Phoenix Open	T40	70-69-71-69	279	-5	15
Genesis Open	CUT	77-69	146	+4	
WGC-Mexico Championship	T25	71-70-70-68	279	-5	39
Arnold Palmer Invitational	T26	72-71-69-72	284	-4	27
WGC-Dell Technologies Match Play	T17				45
Masters Tournament	T20	72-74-70-70	286	-2	48
RBC Heritage	49	73-69-69-71	282	-2	9
PWells Fargo Championship	T16	70-72-68-71	281	-3	49
PGA TOUR Regular Season					
<b>FedExCup Points (Rank):</b>	<b>253 (109)</b>				
<b>Official Money (Rank):</b>	<b>\$619,079 (104)</b>				

## RYAN MOORE

**PGA TOUR VICTORIES (5):** 2009 Wyndham Championship. 2012 Justin Timberlake Shriners Hospitals for Children Open. 2014 CIMB Classic. 2015 CIMB Classic. 2016 John Deere Classic.

### 2018 Tournament Summary

Tournament	Position	Scores	Total Score	Total Par	FedExCup Points
Safeway Open	T17	68-70-71-72	281	-7	41
Shriners Hospitals for Children Open	T51	69-71-71-74	285	+1	7
OHL Classic at Mayakoba	T6	70-66-67-68	271	-13	95
Waste Management Phoenix Open	CUT	71-72	143	+1	
Genesis Open	T9	68-68-71-70	277	-7	70
The Honda Classic	T49	70-73-70-74	287	+7	7
Valspar Championship	CUT	74-73	147	+5	
Arnold Palmer Invitational	T5	71-67-69-71	278	-10	105
Masters Tournament	T28	74-72-72-70	288	E	33
RBC Heritage	T16	69-69-67-72	277	-7	47
Valero Texas Open	7	68-67-70-72	277	-11	90
Wells Fargo Championship	CUT	73-73	146	+4	
PGA TOUR Regular Season					
<b>FedExCup Points (Rank):</b>	<b>495 (50)</b>				
<b>Official Money (Rank):</b>	<b>\$1,245,791 (46)</b>				

## TREY MULLINAX

**BEST PGA TOUR CAREER FINISH: T2—2018** Valero Texas Open.

**WEB.COM TOUR VICTORIES (1):** 2016 Rex Hospital Open.

### 2018 Tournament Summary

Tournament	Position	Scores	Total Score	Total Par	FedExCup Points
Safeway Open	CUT	75-74	149	+5	
Sanderson Farms Championship	W/D	73	73	+1	
Shriners Hospitals for Children Open	T20	73-69-69-70	281	-3	35
The RSM Classic	T37	70-69-66-70	275	-7	16
CareerBuilder Challenge	T57	70-64-70-75	279	-9	5
Farmers Insurance Open	CUT	70-77	147	+3	
AT&T Pebble Beach Pro-Am	T47	72-67-72-72	283	-4	8
Valspar Championship	T8	72-68-69-70	279	-5	78
Corales Puntacana Championship	T22	69-66-76-69	280	-8	23
Valero Texas Open	T2	74-68-62-69	273	-15	245
Zurich Classic of New Orleans	T31	65-73-67-73		-10	4
Wells Fargo Championship	CUT	77-71	148	+6	
PGA TOUR Regular Season					
<b>FedExCup Points (Rank):</b>	<b>414 (65)</b>				
<b>Official Money (Rank):</b>	<b>\$890,125 (74)</b>				

## GRAYSON MURRAY

**PGA TOUR VICTORIES (1):** 2017 Barbasol Championship.

**WEB.COM TOUR VICTORIES (1):** 2016 Nationwide Children's Hospital Championship.

### 2018 Tournament Summary

Tournament	Position	Scores	Total Score	Total Par	FedExCup Points
Safeway Open	T9	70-69-71-69	279	-9	73
CIMB Classic	T69	82-74-64-73	293	+5	3
THE CJ CUP @ NINE BRIDGES	76	75-78-81-79	313	+25	2
Sentry Tournament of Champions	T22	74-74-69-71	288	-4	38
CareerBuilder Challenge	T14	65-68-67-72	272	-16	55
Farmers Insurance Open	T75	68-74-83-73	298	+10	2
Waste Management Phoenix Open	T70	71-70-75-73	289	+5	3
AT&T Pebble Beach Pro-Am	T8	74-68-69-66	277	-10	70
The Honda Classic	CUT	72-77	149	+9	
Valspar Championship	CUT	77-70	147	+5	
Arnold Palmer Invitational	T14	71-69-69-73	282	-6	50
Houston Open	T14	67-69-72-68	276	-12	54
RBC Heritage	CUT	74-70	144	+2	
Valero Texas Open	T16	67-69-72-73	281	-7	50
Wells Fargo Championship	T59	73-71-71-72	287	+3	5
PGA TOUR Regular Season					
<b>FedExCup Points (Rank):</b>	<b>406 (67)</b>				
<b>Official Money (Rank):</b>	<b>\$960,725 (68)</b>				



# 2018 Competitors' Capsules (cont.)

## KEVIN NA (NAH)

**PGA TOUR VICTORIES (1): 2011** Justin Timberlake Shriners Hospitals for Children Open.

**WEB.COM TOUR VICTORIES (1): 2006** Mark Christopher Charity Classic Pres'd by County of San Bernardino.

**INTERNATIONAL VICTORIES (1): 2002** Volvo Masters of Asia [Asia].

**OTHER VICTORIES: (1): 2002** Long Beach Open.

### 2018 Tournament Summary

Tournament	Position	Scores	Total Score	Total Par	FedExCup Points
Safeway Open	T37	71-70-66-77	284	-4	17
CIMB Classic	T44	66-73-75-69	283	-5	11
THE CJ CUP @ NINE BRIDGES	T47	74-73-74-74	295	+7	9
Sony Open in Hawaii	CUT	71-71	142	+2	
CareerBuilder Challenge	T42	66-67-74-70	277	-11	11
Waste Management Phoenix Open	T48	69-70-71-71	281	-3	9
AT&T Pebble Beach Pro-Am	T20	70-68-69-72	279	-8	40
Genesis Open	T2	68-70-67-69	274	-10	245
Arnold Palmer Invitational	T36	71-70-76-68	285	-3	18
WGC-Dell Technologies Match Play	T52				7
RBC Heritage	CUT	74-69	143	+1	
Valero Texas Open	CUT	77-70	147	+3	
Zurich Classic of New Orleans	CUT	68-74		-2	
PGA TOUR Regular Season					
<b>FedExCup Points (Rank):</b>	<b>366 (77)</b>				
<b>Official Money (Rank):</b>	<b>\$920,124 (69)</b>				

## ALEXANDER NOREN (NOR-en)

**BEST PGA TOUR CAREER FINISH: T2—2018** Farmers Insurance Open.

**INTERNATIONAL VICTORIES (10): 2006** Rolex Trophy [EurChall]. **2009** Omega European Masters [Eur]. **2011** Saab Wales Open [Eur], Nordea Masters [Eur]. **2015** Nordea Masters [Eur]. **2016** Aberdeen Asset Management Scottish Open [Eur], Omega European Masters [Eur], British Masters [Eur], Nedbank Golf Challenge [Eur]. **2017** BMW PGA Championship [Eur].

### 2018 Tournament Summary

Tournament	Position	Scores	Total Score	Total Par	FedExCup Points
WGC-HSBC Champions	T31	72-72-72-71	287	-1	27
*Hero World Challenge	T12	73-69-74-71	287	-1	
Farmers Insurance Open	P2	70-66-69-73	278	-10	245
Waste Management Phoenix Open	T21	71-68-65-70	274	-10	42
Genesis Open	T16	71-69-71-69	280	-4	50
The Honda Classic	3	66-75-65-67	273	-7	190
WGC-Mexico Championship	T14	69-70-71-66	276	-8	58
Arnold Palmer Invitational	T36	71-72-75-67	285	-3	18
WGC-Dell Technologies Match Play	3				200
Masters Tournament	CUT	74-79	153	+9	
Wells Fargo Championship	CUT	73-76	149	+7	
PGA TOUR Regular Season					
<b>FedExCup Points (Rank):</b>	<b>830 (22)</b>				
<b>Official Money (Rank):</b>	<b>\$2,183,059 (20)</b>				

## GEOFF OGILVY (OH-gil-vee)

**PGA TOUR VICTORIES (8): 2005** Chrysler Classic of Tucson. **2006** World Golf Championships-Accenture Match Play Championship, U.S. Open Championship. **2008** World Golf Championships-CA Championship. **2009** Mercedes-Benz Championship, World Golf Championships-Accenture Match Play Championship. **2010** SBS Championship. **2014** Barracuda Championship.

**INTERNATIONAL VICTORIES (2): 2008** Australian PGA [Aus], **2010** Australian Open [Aus].

### 2018 Tournament Summary

Tournament	Position	Scores	Total Score	Total Par	FedExCup Points
Shriners Hospitals for Children Open	T75	71-72-77-71	291	+7	2
OHL Classic at Mayakoba	T68	68-71-72-73	284	E	3
CareerBuilder Challenge	CUT	72-72-71	215	-1	
Farmers Insurance Open	CUT	76-74	150	+6	
Waste Management Phoenix Open	CUT	74-71	145	+3	
Genesis Open	CUT	72-74	146	+4	
Valspar Championship	CUT	76-73	149	+7	
Corales Puntacana Championship	T22	69-67-71-73	280	-8	23
Houston Open	CUT	70-75	145	+1	
RBC Heritage	CUT	73-76	149	+7	
Valero Texas Open	CUT	73-77	150	+6	
Wells Fargo Championship	CUT	68-81	149	+7	
PGA TOUR Regular Season					
<b>FedExCup Points (Rank):</b>	<b>28 (205)</b>				
<b>Official Money (Rank):</b>	<b>\$54,831 (207)</b>				

## SEAN O'HAIR

**PGA TOUR VICTORIES (4): 2005** John Deere Classic. **2008** PODS Championship. **2009** Quail Hollow Championship. **2011** RBC Canadian Open.

**OTHER VICTORIES: (1): 2012** Franklin Templeton Shootout [with Kenny Perry].

### 2018 Tournament Summary

Tournament	Position	Scores	Total Score	Total Par	FedExCup Points
WThe RSM Classic	CUT	69-71	140	-2	
*QBE Shootout	T1	57-69-64	190	-26	
Sony Open in Hawaii	CUT	70-71	141	+1	
CareerBuilder Challenge	T50	68-70-69-71	278	-10	7
Farmers Insurance Open	T69	70-69-80-76	295	+7	3
AT&T Pebble Beach Pro-Am	T73	69-70-73-77	289	+2	3
Genesis Open	T64	71-72-73-73	289	+5	4
The Honda Classic	CUT	74-74	148	+8	
Valspar Championship	T12	71-68-71-70	280	-4	59
Arnold Palmer Invitational	T7	72-71-69-68	280	-8	78
Houston Open	T64	71-68-74-70	283	-5	4
RBC Heritage	CUT	71-74	145	+3	
Valero Texas Open	T2	72-70-65-66	273	-15	245
Zurich Classic of New Orleans	T25	64-73-66-73		-12	8
Wells Fargo Championship	T63	72-70-72-74	288	+4	4
PGA TOUR Regular Season					
<b>FedExCup Points (Rank):</b>	<b>414 (64)</b>				
<b>Official Money (Rank):</b>	<b>\$1,032,862 (62)</b>				

# 2018 Competitors' Capsules (cont.)

## LOUIS OOSTHUIZEN (LOU-wee OOST-haze-un)

**PGA TOUR VICTORIES (1): 2010** The Open Championship.

**INTERNATIONAL VICTORIES (12): 2004** Vodacom Origins of Golf-Arabella [SAf]. **2007** Platinum Classic [SAf], Dimension Data Pro-Am [SAf], Telekom PGA Championship [SAf]. **2008** Telkom PGA Championship [SAf]. **2010** Open de Golf de Andalucia [Eur]. **2011** Africa Open [Eur]. **2012** Africa Open [Eur], Maybank Malaysian Open [Eur]. **2013** Volvo Golf Champions [Eur]. **2014** Volvo Golf Champions [Eur]. **2016** ISPS HANDA Perth International [Eur].

### 2018 Tournament Summary

Tournament	Position	Scores	Total Score	Total Par	FedExCup Points
The Honda Classic	T24	67-72-69-75	283	+3	34
WGC-Mexico Championship	T30	64-71-76-71	282	-2	27
Valspar Championship	T16	71-69-69-72	281	-3	42
Arnold Palmer Invitational	CUT	76-74	150	+6	
WGC-Dell Technologies Match Play	T9				68
Masters Tournament	T12	71-71-71-69	282	-6	68
Zurich Classic of New Orleans	3	66-72-62-68		-20	105
Wells Fargo Championship	CUT	74-72	146	+4	
PGA TOUR Regular Season					
<b>FedExCup Points (Rank):</b>					<b>344 (85)</b>
<b>Official Money (Rank):</b>					<b>\$881,104 (78)</b>

## RYAN PALMER

**PGA TOUR VICTORIES (3): 2004** FUNAI Classic at the WALT DISNEY WORLD Resort. **2008** Ginn sur Mer Classic. **2010** Sony Open in Hawaii.

**WEB.COM TOUR VICTORIES (1): 2003** Clearwater Classic.

### 2018 Tournament Summary

Tournament	Position	Scores	Total Score	Total Par	FedExCup Points
Sony Open in Hawaii	T58	71-64-71-69	275	-5	5
CareerBuilder Challenge	T20	69-67-67-71	274	-14	38
Farmers Insurance Open	P2	66-67-73-72	278	-10	245
Waste Management Phoenix Open	CUT	71-72	143	+1	
The Honda Classic	CUT	74-73	147	+7	
Valspar Championship	T28	72-66-70-74	282	-2	30
Houston Open	CUT	72-73	145	+1	
RBC Heritage	76	73-65-74-78	290	+6	2
Valero Texas Open	CUT	71-76	147	+3	
Zurich Classic of New Orleans	CUT	66-74		-4	
PGA TOUR Regular Season					
<b>FedExCup Points (Rank):</b>					<b>319 (90)</b>
<b>Official Money (Rank):</b>					<b>\$737,412 (95)</b>

## ROD PAMPLING (PAM-pling)

**PGA TOUR VICTORIES (3): 2004** The INTERNATIONAL. **2006** Bay Hill Invitational Presented by MasterCard. **2017** Shriners Hospitals for Children Open.

**WEB.COM TOUR VICTORIES (1): 2015** BMW Charity Pro-Am Presented by SYNnex Corporation.

**INTERNATIONAL VICTORIES (2): 1999** Canon Challenge [Aus]. **2008** Australian Masters [Aus].

### 2018 Tournament Summary

Tournament	Position	Scores	Total Score	Total Par	FedExCup Points
CIMB Classic	T69	72-71-77-73	293	+5	3
THE CJ CUP @ NINE BRIDGES	T61	68-78-79-74	299	+11	5
Shriners Hospitals for Children Open	T47	70-73-72-69	284	E	9
CareerBuilder Challenge	CUT	77-66-73	216	E	
Farmers Insurance Open	CUT	70-74	144	E	
AT&T Pebble Beach Pro-Am	T47	69-73-70-71	283	-4	8
Valspar Championship	T59	72-71-75-69	287	+3	5
Houston Open	CUT	66-76	142	-2	
RBC Heritage	T32	72-70-67-70	279	-5	21
Valero Texas Open	T68	72-70-73-77	292	+4	3
Wells Fargo Championship	CUT	71-76	147	+5	
PGA TOUR Regular Season					
<b>FedExCup Points (Rank):</b>					<b>54 (189)</b>
<b>Official Money (Rank):</b>					<b>\$133,191 (186)</b>

## C. T. PAN

**BEST PGA TOUR CAREER FINISH: T2—2017** Farmers Insurance Open.

**OTHER VICTORIES: (2): 2015** The Players Cup, 2015 Cape Breton Celtic Classic presented by PC Financial

### 2018 Tournament Summary

Tournament	Position	Scores	Total Score	Total Par	FedExCup Points
CIMB Classic	T17	70-70-69-68	277	-11	48
THE CJ CUP @ NINE BRIDGES	T47	72-77-74-72	295	+7	9
Shriners Hospitals for Children Open	CUT	75-73	148	+6	
OHL Classic at Mayakoba	T55	71-66-73-72	282	-2	6
The RSM Classic	T13	68-65-70-67	270	-12	56
CareerBuilder Challenge	CUT	67-70-72	209	-7	
Farmers Insurance Open	T35	70-70-68-79	287	-1	17
Waste Management Phoenix Open	T62	71-68-70-75	284	E	4
Genesis Open	CUT	70-75	145	+3	
The Honda Classic	T17	71-71-71-69	282	+2	45
Valspar Championship	CUT	73-78	151	+9	
Arnold Palmer Invitational	T41	74-71-71-70	286	-2	12
Houston Open	CUT	69-73	142	-2	
RBC Heritage	T23	70-65-67-76	278	-6	33
Valero Texas Open	CUT	78-75	153	+9	
Zurich Classic of New Orleans	CUT	67-75		-2	
Wells Fargo Championship	T76	73-70-74	217	+4	2
PGA TOUR Regular Season					
<b>FedExCup Points (Rank):</b>					<b>231 (116)</b>
<b>Official Money (Rank):</b>					<b>\$487,375 (118)</b>

## PAT PEREZ

**PGA TOUR VICTORIES (3): 2009** The 50th Bob Hope Classic hosted by Arnold Palmer. **2017** OHL Classic at Mayakoba. **2018** CIMB Classic.

**WEB.COM TOUR VICTORIES (1): 2000** Ozarks Open.

**OTHER VICTORIES: (1): 2002** Champions Challenge [with John Daly].

### 2018 Tournament Summary

Tournament	Position	Scores	Total Score	Total Par	FedExCup Points
CIMB Classic	1	66-65-64-69	264	-24	500
THE CJ CUP @ NINE BRIDGES	T5	69-71-75-68	283	-5	30
WGC-HSBC Champions	T24	72-69-76-69	286	-2	37
OHL Classic at Mayakoba	T34	67-74-71-66	278	-6	19
*QBE Shootout	T3	62-68-64	194	-22	
Sentry Tournament of Champions	T4	72-66-71-69	278	-14	115
AT&T Pebble Beach Pro-Am	T35	68-70-69-74	281	-6	18
Genesis Open	T41	72-70-69-73	284	E	12
WGC-Mexico Championship	T20	68-67-68-75	278	-6	46
WGC-Dell Technologies Match Play	T52				7
Masters Tournament	CUT	73-79	152	+8	
Valero Texas Open	CUT	72-74	146	+2	
Zurich Classic of New Orleans	2	66-72-61-68		-21	163
PGA TOUR Regular Season					
<b>FedExCup Points (Rank):</b>					<b>1,006 (13)</b>
<b>Official Money (Rank):</b>					<b>\$2,608,340 (12)</b>

# 2018 Competitors' Capsules (cont.)

## SCOTT PIERCY

**PGA TOUR VICTORIES (4):** 2011 Reno-Tahoe Open. 2012 RBC Canadian Open. 2015 Barbasol Championship. 2018 Zurich Classic of New Orleans.

**WEB.COM TOUR VICTORIES (2):** 2008 Preferred Health Systems Wichita Open, Northeast Pennsylvania Classic.

### 2018 Tournament Summary

Tournament	Position	Scores	Total Score	Total Par	FedExCup Points
Safeway Open	T17	70-69-72-70	281	-7	41
CIMB Classic	T63	71-73-71-74	289	+1	4
Shriners Hospitals for Children Open	T32	69-74-68-71	282	-2	20
Sony Open in Hawaii	T25	69-67-65-69	270	-10	31
CareerBuilder Challenge	T6	68-65-66-70	269	-19	95
Waste Management Phoenix Open	CUT	71-72	143	+1	
AT&T Pebble Beach Pro-Am	T20	71-71-67-70	279	-8	40
The Honda Classic	T17	70-70-71-71	282	+2	45
Arnold Palmer Invitational	CUT	76-71	147	+3	
Corales Puntacana Championship	T60	70-72-73-72	287	-1	3
Houston Open	T24	68-70-70-70	278	-10	32
RBC Heritage	T16	71-65-71-70	277	-7	47
Valero Texas Open	CUT	74-73	147	+3	
Zurich Classic of New Orleans	1	65-73-61-67		-22	400
PGA TOUR Regular Season					
<b>FedExCup Points (Rank):</b>	<b>758 (27)</b>				
<b>Official Money (Rank):</b>	<b>\$1,730,217 (32)</b>				

## D.A. POINTS

**PGA TOUR VICTORIES (3):** 2011 AT&T Pebble Beach National Pro-Am. 2013 Shell Houston Open. 2017 Puerto Rico Open.

**WEB.COM TOUR VICTORIES (4):** 2001 Inland Empire Open. 2004 Northeast Pennsylvania Classic, Pete Dye West Virginia Classic Presented by National Mining Assn.. 2008 Miccosukee Championship.

### 2018 Tournament Summary

Tournament	Position	Scores	Total Score	Total Par	FedExCup Points
Safeway Open	CUT	73-71	144	E	
CIMB Classic	78	76-79-75-76	306	+18	2
Shriners Hospitals for Children Open	CUT	77-77	154	+12	
OHL Classic at Mayakoba	T75	75-66-69-76	286	+2	2
The RSM Classic	CUT	73-74	147	+5	
Sentry Tournament of Champions	33	76-76-74-73	299	+7	24
Sony Open in Hawaii	T73	68-70-72-70	280	E	3
Waste Management Phoenix Open	CUT	74-77	151	+9	
AT&T Pebble Beach Pro-Am	CUT	70-71-74	215	E	
Genesis Open	CUT	75-75	150	+8	
Valspar Championship	CUT	72-77	149	+7	
Arnold Palmer Invitational	CUT	76-72	148	+4	
Corales Puntacana Championship	CUT	79-70	149	+5	
Houston Open	CUT	69-74	143	-1	
RBC Heritage	CUT	72-73	145	+3	
Zurich Classic of New Orleans	CUT	66-75		-3	
Wells Fargo Championship	CUT	76-71	147	+5	
PGA TOUR Regular Season					
<b>FedExCup Points (Rank):</b>	<b>31 (201)</b>				
<b>Official Money (Rank):</b>	<b>\$99,265 (195)</b>				

## TED POTTER, JR.

**PGA TOUR VICTORIES (2):** 2012 The Greenbrier Classic. 2018 AT&T Pebble Beach Pro-Am.

**WEB.COM TOUR VICTORIES (2):** 2011 South Georgia Classic Pres'd by First State Bank and Trust Company, Soboba Golf Classic.

### 2018 Tournament Summary

Tournament	Position	Scores	Total Score	Total Par	FedExCup Points
Safeway Open	T28	72-71-65-74	282	-6	30
Sanderson Farms Championship	CUT	74-74	148	+4	
Shriners Hospitals for Children Open	CUT	75-72	147	+5	
OHL Classic at Mayakoba	CUT	73-71	144	+2	
The RSM Classic	T13	68-68-67-67	270	-12	56
Sony Open in Hawaii	CUT	68-74	142	+2	
CareerBuilder Challenge	CUT	71-68-74	213	-3	
Farmers Insurance Open	T73	66-75-74-82	297	+9	3
AT&T Pebble Beach Pro-Am	1	68-71-62-69	270	-17	500
Genesis Open	CUT	76-72	148	+6	
The Honda Classic	CUT	77-70	147	+7	
Valspar Championship	CUT	76-70	146	+4	
Arnold Palmer Invitational	CUT	80-76	156	+12	
Masters Tournament	CUT	73-78	151	+7	
RBC Heritage	T16	72-66-69-70	277	-7	47
Wells Fargo Championship	T27	72-71-69-71	283	-1	28
PGA TOUR Regular Season					
<b>FedExCup Points (Rank):</b>	<b>664 (33)</b>				
<b>Official Money (Rank):</b>	<b>\$1,652,868 (34)</b>				

## IAN POULTER

**PGA TOUR VICTORIES (3):** 2010 World Golf Championships-Accenture Match Play Championship. 2012 World Golf Championships-HSBC Champions. 2018 Houston Open.

**INTERNATIONAL VICTORIES (13):** 1999 Ivory Coast Open [EurChall]. 2000 Italian Open [Eur]. 2001 Moroccan Open [Eur]. 2002 Italian Open [Eur]. 2003 Celtic Manor Resort Wales Open [Eur], Nordic Open [Eur]. 2004 Volvo Masters Andalucia [Eur]. 2006 Madrid Open Masters [Eur]. 2007 Dunlop Phoenix [Jpn]. 2009 Barclays Singapore Open [Eur]. 2010 UBS Hong Kong Open [Eur]. 2011 Volvo World Match Play Championship [Eur], JBWere Masters [Aus].

**OTHER VICTORIES: (1):** 2010 Shark Shootout [with Dustin Johnson].

### 2018 Tournament Summary

Tournament	Position	Scores	Total Score	Total Par	FedExCup Points
CIMB Classic	T58	69-74-74-70	287	-1	5
THE CJ CUP @ NINE BRIDGES	T15	71-71-73-70	285	-3	52
Waste Management Phoenix Open	T52	70-69-68-75	282	-2	7
The Honda Classic	CUT	74-73	147	+7	
Valspar Championship	CUT	78-71	149	+7	
Arnold Palmer Invitational	T41	73-70-73-70	286	-2	12
WGC-Dell Technologies Match Play	T5				101
Houston Open	P1	73-64-65-67	269	-19	500
Masters Tournament	T44	74-75-74-69	292	+4	12
RBC Heritage	T7	69-64-67-75	275	-9	75
Zurich Classic of New Orleans	T22	65-71-66-73		-13	11
PGA TOUR Regular Season					
<b>FedExCup Points (Rank):</b>	<b>775 (25)</b>				
<b>Official Money (Rank):</b>	<b>\$2,020,226 (26)</b>				

# 2018 Competitors' Capsules (cont.)

## JON RAHM

**PGA TOUR VICTORIES (2):** 2017 Farmers Insurance Open. 2018 CareerBuilder Challenge.

**INTERNATIONAL VICTORIES (3):** 2017 Dubai Duty Free Irish Open Hosted by the Rory Foundation [Eur], 2017 DP World Tour Championship [Eur], 2018 Open de Espana [Eur]

### 2018 Tournament Summary

Tournament	Position	Scores	Total Score	Total Par	FedExCup Points
WGC-HSBC Champions	T36	72-74-69-73	288	E	22
Sentry Tournament of Champions	2	71-70-66-69	276	-16	300
CareerBuilder Challenge	P1	62-67-70-67	266	-22	500
Farmers Insurance Open	T29	68-66-75-77	286	-2	26
Waste Management Phoenix Open	T11	67-68-65-72	272	-12	60
AT&T Pebble Beach Pro-Am	T26	67-67-70-76	280	-7	28
WGC-Mexico Championship	T20	67-71-70-70	278	-6	46
WGC-Dell Technologies Match Play	T52				7
Masters Tournament	4	75-68-65-69	277	-11	150
Zurich Classic of New Orleans	CUT	66-75		-3	
PGA TOUR Regular Season					
<b>FedExCup Points (Rank):</b>					<b>1,139 (8)</b>
<b>Official Money (Rank):</b>					<b>\$2,787,697 (9)</b>

## CHEZ REAVIE

**PGA TOUR VICTORIES (1):** 2008 RBC Canadian Open.

**WEB.COM TOUR VICTORIES (2):** 2007 Knoxville Open Presented by Food City. 2015 Small Business Connection Championship at River Run.

### 2018 Tournament Summary

Tournament	Position	Scores	Total Score	Total Par	FedExCup Points
Safeway Open	T13	67-70-72-71	280	-8	56
CIMB Classic	T17	68-74-69-66	277	-11	48
THE CJ CUP @ NINE BRIDGES	T15	66-72-74-73	285	-3	52
WGC-HSBC Champions	T24	69-74-71-72	286	-2	37
OHL Classic at Mayakoba	T14	67-69-68-70	274	-10	52
Sony Open in Hawaii	T18	68-69-65-67	269	-11	43
CareerBuilder Challenge	T36	67-69-71-69	276	-12	18
Waste Management Phoenix Open	P2	68-65-67-66	266	-18	300
AT&T Pebble Beach Pro-Am	T2	67-72-66-68	273	-14	184
Genesis Open	T73	68-76-77-71	292	+8	3
WGC-Mexico Championship	T52	72-73-68-74	287	+3	8
Valspar Championship	CUT	71-75	146	+4	
WGC-Dell Technologies Match Play	T29				28
Houston Open	CUT	70-72	142	-2	
Masters Tournament	53	76-71-75-76	298	+10	8
Zurich Classic of New Orleans	T22	60-75-67-73		-13	11
PGA TOUR Regular Season					
<b>FedExCup Points (Rank):</b>					<b>848 (21)</b>
<b>Official Money (Rank):</b>					<b>\$2,105,589 (25)</b>

## PATRICK REED

**PGA TOUR VICTORIES (6):** 2013 Wyndham Championship. 2014 Humana Challenge in partnership with the Clinton Foundation, World Golf Championships-Cadillac Championship. 2015 Hyundai Tournament of Champions. 2016 The Barclays. 2018 Masters Tournament.

### 2018 Tournament Summary

Tournament	Position	Scores	Total Score	Total Par	FedExCup Points
THE CJ CUP @ NINE BRIDGES	T11	66-72-76-70	284	-4	63
WGC-HSBC Champions	T50	66-70-82-74	292	+4	8
OHL Classic at Mayakoba	CUT	72-70	142	E	
*Hero World Challenge	T5	72-66-71-68	277	-11	
CareerBuilder Challenge	CUT	74-70-67	211	-5	
Farmers Insurance Open	T23	68-72-72-73	285	-3	35
Waste Management Phoenix Open	T17	71-66-69-67	273	-11	48
AT&T Pebble Beach Pro-Am	CUT	75-66-72	213	-2	
The Honda Classic	CUT	72-74	146	+6	
WGC-Mexico Championship	T37	72-74-68-69	283	-1	17
Valspar Championship	T2	71-69-67-68	275	-9	245
Arnold Palmer Invitational	T7	68-70-71-71	280	-8	78
WGC-Dell Technologies Match Play	T9				68
Masters Tournament	1	69-66-67-71	273	-15	600
Zurich Classic of New Orleans	T7	65-71-66-69		-17	54
Wells Fargo Championship	8	71-71-67-69	278	-6	85
PGA TOUR Regular Season					
<b>FedExCup Points (Rank):</b>					<b>1,301 (5)</b>
<b>Official Money (Rank):</b>					<b>\$3,818,951 (2)</b>

## PATRICK RODGERS

**BEST PGA TOUR CAREER FINISH:** 2—2017 John Deere Classic, T2—2015 Wells Fargo Championship.

**WEB.COM TOUR VICTORIES (1):** 2015 Colombia Championship Presented by Claro.

### 2018 Tournament Summary

Tournament	Position	Scores	Total Score	Total Par	FedExCup Points
Safeway Open	T43	73-70-67-75	285	-3	10
CIMB Classic	T23	70-73-68-68	279	-9	36
THE CJ CUP @ NINE BRIDGES	T33	69-75-73-74	291	+3	22
Shriners Hospitals for Children Open	CUT	76-68	144	+2	
OHL Classic at Mayakoba	T14	67-65-72-70	274	-10	52
The RSM Classic	CUT	69-75	144	+2	
Sony Open in Hawaii	W/D	74	74	+4	
Farmers Insurance Open	CUT	72-74	146	+2	
Waste Management Phoenix Open	CUT	72-72	144	+2	
AT&T Pebble Beach Pro-Am	T8	70-65-69-73	277	-10	70
Genesis Open	T26	70-71-72-69	282	-2	27
The Honda Classic	T33	72-71-69-73	285	+5	17
Valspar Championship	T59	75-70-74-68	287	+3	5
Arnold Palmer Invitational	T7	72-71-68-69	280	-8	78
Corales Puntacana Championship	T22	74-65-72-69	280	-8	23
Houston Open	CUT	74-72	146	+2	
Valero Texas Open	CUT	75-72	147	+3	
Wells Fargo Championship	T34	71-73-72-68	284	E	19
PGA TOUR Regular Season					
<b>FedExCup Points (Rank):</b>					<b>357 (83)</b>
<b>Official Money (Rank):</b>					<b>\$841,349 (82)</b>

# 2018 Competitors' Capsules (cont.)

## JUSTIN ROSE

**PGA TOUR VICTORIES (7):** 2010 the Memorial Tournament presented by Nationwide Insurance, AT&T National. **2011** BMW Championship. **2012** World Golf Championships-Cadillac Championship. **2013** U.S. Open. **2014** Quicken Loans National. **2015** Zurich Classic of New Orleans. **2018** World Golf Championships-HSBC Champions.

**INTERNATIONAL VICTORIES (11):** 2002 Dunhill Championship [Eur], Chunichi Crowns [Jpn], Nashau Masters [SAF], Victor Chandler British Masters [Eur]. **2006** Australian Masters [Aus]. **2007** Volvo Masters [Eur]. **2014** Scottish Open [Eur]. **2015** UBS Hong Kong Open [Eur]. **2016** Summer Olympics. **2017** Turkish Airlines Open [Eur], Indonesian Masters [Asia].

### 2018 Tournament Summary

Tournament	Position	Scores	Total Score	Total Par	FedExCup Points
WGC-HSBC Champions	1	67-68-72-67	274	-14	550
*Hero World Challenge	T5	68-68-71-70	277	-11	
Farmers Insurance Open	T8	69-70-69-74	282	-6	78
WGC-Mexico Championship	T37	71-72-73-67	283	-1	17
Valspar Championship	T5	70-69-66-72	277	-7	105
Arnold Palmer Invitational	3	69-71-67-67	274	-14	190
Houston Open	T52	68-69-72-72	281	-7	6
Masters Tournament	T12	72-70-71-69	282	-6	68
Zurich Classic of New Orleans	T19	65-71-65-73		-14	17
PGA TOUR Regular Season					
<b>FedExCup Points (Rank):</b>	<b>1,030 (11)</b>				
<b>Official Money (Rank):</b>	<b>\$3,057,162 (8)</b>				

## RORY SABBATINI

**PGA TOUR VICTORIES (6):** 2000 Air Canada Championship. **2003** FBR Capital Open. **2006** Nissan Open. **2007** Crowne Plaza Invitational at Colonial. **2009** HP Byron Nelson Championship. **2011** The Honda Classic.

**OTHER VICTORIES: (1):** 2003 World Golf Championships-World Cup [with Trevor Immelman]

### 2018 Tournament Summary

Tournament	Position	Scores	Total Score	Total Par	FedExCup Points
Safeway Open	CUT	73-71	144	E	
Shriners Hospitals for Children Open	CUT	70-77	147	+5	
OHL Classic at Mayakoba	T77	74-67-74-72	287	+3	2
The RSM Classic	CUT	71-71	142	E	
Sony Open in Hawaii	T32	71-65-65-70	271	-9	21
CareerBuilder Challenge	T69	69-69-66-78	282	-6	3
Farmers Insurance Open	T20	68-73-71-72	284	-4	43
Waste Management Phoenix Open	T31	74-66-69-68	277	-7	22
AT&T Pebble Beach Pro-Am	72	68-74-68-78	288	+1	3
The Honda Classic	T17	69-69-71-73	282	+2	45
Valspar Championship	T5	70-71-67-69	277	-7	105
Corales Puntacana Championship	T43	72-70-72-69	283	-5	8
Houston Open	T70	69-71-71-74	285	-3	3
RBC Heritage	T23	64-70-70-74	278	-6	33
Zurich Classic of New Orleans	CUT	68-77		+1	
Wells Fargo Championship	T27	71-71-73-68	283	-1	28
PGA TOUR Regular Season					
<b>FedExCup Points (Rank):</b>	<b>316 (92)</b>				
<b>Official Money (Rank):</b>	<b>\$659,502 (103)</b>				

## XANDER SCHAUFFELE

**PGA TOUR VICTORIES (2):** 2017 The Greenbrier Classic, TOUR Championship.

### 2018 Tournament Summary

Tournament	Position	Scores	Total Score	Total Par	FedExCup Points
CIMB Classic	T3	65-67-67-72	271	-17	163
THE C.J. CUP @ NINE BRIDGES	T72	69-82-78-76	305	+17	3
WGC-HSBC Champions	T46	71-75-74-71	291	+3	11
Sentry Tournament of Champions	T22	72-72-70-74	288	-4	38
Sony Open in Hawaii	T32	68-64-72-67	271	-9	21
Farmers Insurance Open	CUT	70-74	144	E	
Waste Management Phoenix Open	T17	68-67-66-72	273	-11	48
Genesis Open	T9	71-70-68-68	277	-7	70
WGC-Mexico Championship	T18	65-68-70-74	277	-7	53
WGC-Dell Technologies Match Play	T17				45
Masters Tournament	T50	71-78-72-75	296	+8	9
RBC Heritage	T32	68-68-71-72	279	-5	21
Valero Texas Open	T73	75-70-73	218	+2	3
Wells Fargo Championship	T72	74-71-71-75	291	+7	3
PGA TOUR Regular Season					
<b>FedExCup Points (Rank):</b>	<b>487 (53)</b>				
<b>Official Money (Rank):</b>	<b>\$1,174,533 (50)</b>				

## OLLIE SCHNIEDERJANS

**BEST PGA TOUR CAREER FINISH: 2—2017** Wyndham Championship.

**WEB.COM TOUR VICTORIES (1):** 2016 Air Capital Classic presented by Aetna.

### 2018 Tournament Summary

Tournament	Position	Scores	Total Score	Total Par	FedExCup Points
Safeway Open	T17	70-69-72-70	281	-7	41
CIMB Classic	T23	72-68-65-74	279	-9	36
THE C.J. CUP @ NINE BRIDGES	T19	67-72-76-71	286	-2	44
The RSM Classic	CUT	72-68	140	-2	
Sony Open in Hawaii	T7	66-65-67-68	266	-14	85
Farmers Insurance Open	CUT	74-70	144	E	
Waste Management Phoenix Open	T3	68-68-68-65	269	-15	163
Genesis Open	CUT	74-71	145	+3	
The Honda Classic	T64	72-73-75-70	290	+10	4
Valspar Championship	T49	72-71-72-71	286	+2	7
Arnold Palmer Invitational	T41	71-71-68-76	286	-2	12
RBC Heritage	T42	73-69-68-71	281	-3	11
Valero Texas Open	T36	71-71-72-72	286	-2	16
Wells Fargo Championship	T34	68-73-73-70	284	E	19
PGA TOUR Regular Season					
<b>FedExCup Points (Rank):</b>	<b>437 (60)</b>				
<b>Official Money (Rank):</b>	<b>\$988,422 (66)</b>				

## CHARL SCHWARTZEL (CHAR-ul SCHWORT-zul)

**PGA TOUR VICTORIES (2):** 2011 Masters Tournament. **2016** Valspar Championship.

**INTERNATIONAL VICTORIES (12):** 2004 Alfred Dunhill Championship [Eur]. **2005** Alfred Dunhill Championship [Eur]. **2006** Vodacom Tour Championship [SAF]. **2007** Open de Espana [Eur]. **2008** Madrid Masters [Eur]. **2010** Africa Open [Eur], Joburg Open [Eur]. **2011** Joburg Open [Eur]. **2012** Thailand Golf Championship [Asia]. **2013** Alfred Dunhill Championship [Eur], Nanshan China Masters [OneAsia]. **2015** Alfred Dunhill Championship [Eur]. **2016** Tshwane Open [Eur].

### 2018 Tournament Summary

Tournament	Position	Scores	Total Score	Total Par	FedExCup Points
CIMB Classic	T48	70-71-72-71	284	-4	9
THE C.J. CUP @ NINE BRIDGES	T28	71-72-75-72	290	+2	28
WGC-HSBC Champions	T50	73-70-73-76	292	+4	8
Genesis Open	T68	71-73-73-74	291	+7	3
WGC-Mexico Championship	T48	71-69-70-75	285	+1	10
Valspar Championship	T49	70-73-70-73	286	+2	7
Arnold Palmer Invitational	CUT	73-75	148	+4	
WGC-Dell Technologies Match Play	T36				15
Masters Tournament	CUT	72-78	150	+6	
RBC Heritage	CUT	79-67	146	+4	
Zurich Classic of New Orleans	3	66-72-62-68		-20	105
PWells Fargo Championship	T9	70-67-70-72	279	-5	73
PGA TOUR Regular Season					
<b>FedExCup Points (Rank):</b>	<b>258 (108)</b>				
<b>Official Money (Rank):</b>	<b>\$767,746 (89)</b>				



# 2018 Competitors' Capsules (cont.)

## ADAM SCOTT

**PGA TOUR VICTORIES (13):** 2003 Deutsche Bank Championship. 2004 THE PLAYERS Championship, Booz Allen Classic. 2006 THE TOUR Championship presented by Coca-Cola. 2007 Shell Houston Open. 2008 EDS Byron Nelson Championship. 2010 Valero Texas Open. 2011 World Golf Championships-Bridgestone Invitational. 2013 Masters Tournament, The Barclays. 2014 Crowne Plaza Invitational at Colonial. 2016 The Honda Classic, World Golf Championships-Cadillac Championship.

**INTERNATIONAL VICTORIES (13):** 2001 Alfred Dunhill PGA Championship [SAf]. 2002 Qatar Masters [Eur], Gleneagles Scottish PGA Championship [Eur]. 2003 Scandic Carlsberg Scandinavian Masters [Eur]. 2005 Singapore Open [Asia], Johnnie Walker Classic [Eur]. 2006 Singapore Open [Asia]. 2008 Commercialbank Qatar Masters [Eur]. 2009 Australian Open [Aus]. 2010 Barclays Singapore Open [Asia]. 2012 Talisker Masters [Aus]. 2013 Australian PGA Championship [Aus], Talisker Masters [Aus].

**OTHER VICTORIES: (2):** 2005 Nissan Open [unofficial, 36 holes]. 2013 ISPS Handa World Cup [with Jason Day].

### 2018 Tournament Summary

Tournament	Position	Scores	Total Score	Total Par	FedExCup Points
THE CJ CUP @ NINE BRIDGES	25	72-75-70-71	288	E	36
WGC-HSBC Champions	T50	72-72-74-74	292	+4	8
AT&T Pebble Beach Pro-Am	CUT	77-70-70	217	+2	
Genesis Open	T53	72-72-71-71	286	+2	6
The Honda Classic	T13	73-72-67-69	281	+1	56
Valspar Championship	T16	70-73-66-72	281	-3	42
Arnold Palmer Invitational	T41	73-70-72-71	286	-2	12
Masters Tournament	T32	75-73-70-71	289	+1	26
Valero Texas Open	CUT	75-73	148	+4	
Wells Fargo Championship	T76	75-70-72	217	+4	2
PGA TOUR Regular Season					
<b>FedExCup Points (Rank):</b>	<b>188 (126)</b>				
<b>Official Money (Rank):</b>	<b>\$458,892 (122)</b>				

## WEBB SIMPSON

**PGA TOUR VICTORIES (4):** 2011 Wyndham Championship, Deutsche Bank Championship. 2012 U.S. Open. 2014 Shriners Hospitals for Children Open.

### 2018 Tournament Summary

Tournament	Position	Scores	Total Score	Total Par	FedExCup Points
Safeway Open	T17	69-70-70-72	281	-7	41
Shriners Hospitals for Children Open	T20	70-73-69-69	281	-3	35
The RSM Classic	W/D	67-68	135	-7	
Sony Open in Hawaii	T4	67-70-63-65	265	-15	115
CareerBuilder Challenge	T36	69-66-72-69	276	-12	18
Waste Management Phoenix Open	CUT	72-71	143	+1	
The Honda Classic	T5	66-72-66-72	276	-4	105
WGC-Mexico Championship	T37	72-70-73-68	283	-1	17
Valspar Championship	T8	71-68-70-70	279	-5	78
WGC-Dell Technologies Match Play	T29				28
Masters Tournament	T20	76-73-70-67	286	-2	48
RBC Heritage	T5	69-68-69-68	274	-10	105
Wells Fargo Championship	T21	72-70-71-69	282	-2	38
PGA TOUR Regular Season					
<b>FedExCup Points (Rank):</b>	<b>628 (36)</b>				
<b>Official Money (Rank):</b>	<b>\$1,458,766 (37)</b>				

## CAMERON SMITH

**PGA TOUR VICTORIES (1):** 2017 Zurich Classic of New Orleans.

**INTERNATIONAL VICTORIES (1):** 2017 Australian PGA Championship [Eur]

### 2018 Tournament Summary

Tournament	Position	Scores	Total Score	Total Par	FedExCup Points
CIMB Classic	T5	64-71-73-64	272	-16	105
THE CJ CUP @ NINE BRIDGES	3	69-68-73-70	280	-8	190
Sentry Tournament of Champions	T17	75-70-68-71	284	-8	49
Sony Open in Hawaii	T18	66-67-66-70	269	-11	43
Farmers Insurance Open	T20	71-68-73-72	284	-4	43
Waste Management Phoenix Open	T48	69-67-74-71	281	-3	9
Genesis Open	T6	72-68-65-71	276	-8	92
Valspar Championship	T46	71-72-69-73	285	+1	10
Arnold Palmer Invitational	CUT	75-74	149	+5	
WGC-Dell Technologies Match Play	T5				101
Masters Tournament	T5	71-72-70-66	279	-9	106
RBC Heritage	T32	68-68-74-69	279	-5	21
Zurich Classic of New Orleans	CUT	65-76		-3	
PGA TOUR Regular Season					
<b>FedExCup Points (Rank):</b>	<b>768 (26)</b>				
<b>Official Money (Rank):</b>	<b>\$2,158,879 (23)</b>				

## BRANDT SNEDEKER

**PGA TOUR VICTORIES (8):** 2007 Wyndham Championship. 2011 The Heritage. 2012 Farmers Insurance Open, TOUR Championship by Coca-Cola. 2013 AT&T Pebble Beach National Pro-Am, RBC Canadian Open. 2015 AT&T Pebble Beach National Pro-Am. 2016 Farmers Insurance Open.

**WEB.COM TOUR VICTORIES (2):** 2006 Scholarship America Showdown at Somerby, Permian Basin Charity Golf Classic.

**INTERNATIONAL VICTORIES (1):** 2016 Fiji International [Eur]

**OTHER VICTORIES: (2):** 2009 Skills Challenge [with Boo Weekley], 2015 Franklin Templeton Shootout [with Jason Dufner].

### 2018 Tournament Summary

Tournament	Position	Scores	Total Score	Total Par	FedExCup Points
The RSM Classic	T29	67-67-70-70	274	-8	24
*QBE Shootout	T7	59-72-66	197	-19	
CareerBuilder Challenge	CUT	72-71-67	210	-6	
Farmers Insurance Open	T45	72-71-74-71	288	E	10
Waste Management Phoenix Open	T23	69-67-71-68	275	-9	37
AT&T Pebble Beach Pro-Am	T20	71-70-69-69	279	-8	40
The Honda Classic	CUT	74-73	147	+7	
Valspar Championship	T31	70-68-67-78	283	-1	21
Arnold Palmer Invitational	CUT	77-71	148	+4	
Houston Open	T87	67-73-77	217	+1	1
RBC Heritage	T23	70-64-72-72	278	-6	33
Valero Texas Open	T15	70-72-68-70	280	-8	55
Zurich Classic of New Orleans	CUT	66-78		E	
PGA TOUR Regular Season					
<b>FedExCup Points (Rank):</b>	<b>222 (119)</b>				
<b>Official Money (Rank):</b>	<b>\$416,173 (127)</b>				

# 2018 Competitors' Capsules (cont.)

## J. J. SPAUN

**BEST PGA TOUR CAREER FINISH: 2—2018** The RSM Classic.

**WEB.COM TOUR VICTORIES (1): 2016** News Sentinel Open presented by Pilot.

**OTHER VICTORIES: (1): 2015** Staal Foundation Open presented by Tbaytel.

### 2018 Tournament Summary

Tournament	Position	Scores	Total Score	Total Par	FedExCup Points
Safeway Open	CUT	71-73	144	E	
Sanderson Farms Championship	T34	66-75-71-73	285	-3	11
Shriners Hospitals for Children Open	T10	66-65-73-74	278	-6	64
OHL Classic at Mayakoba	T14	68-69-67-70	274	-10	52
The RSM Classic	2	67-70-62-66	265	-17	300
Sony Open in Hawaii	T47	67-70-70-66	273	-7	9
CareerBuilder Challenge	CUT	71-70-69	210	-6	
Farmers Insurance Open	T23	70-71-69-75	285	-3	35
Waste Management Phoenix Open	W/D				
Genesis Open	CUT	79-77	156	+14	
The Honda Classic	CUT	75-75	150	+10	
RBC Heritage	CUT	71-72	143	+1	
Valero Texas Open	T26	72-70-71-71	284	-4	32
Zurich Classic of New Orleans	CUT	69-74		-1	
PGA TOUR Regular Season					
<b>FedExCup Points (Rank):</b>	<b>502 (49)</b>				
<b>Official Money (Rank):</b>	<b>\$1,080,256 (58)</b>				

## JORDAN SPIETH (SPEETH)

**PGA TOUR VICTORIES (9): 2013** John Deere Classic. **2015** Valspar Championship, Masters Tournament, U.S. Open, John Deere Classic, TOUR Championship by Coca-Cola. **2016** Hyundai Tournament of Champions, DEAN & DELUCA Invitational. **2017** AT&T Pebble Beach Pro-Am.

**INTERNATIONAL VICTORIES (2): 2014** Emirates Australian Open [Aus]. **2016** Emirates Australian Open [Aus].

**OTHER VICTORIES: (1): 2014** Hero World Challenge.

### 2018 Tournament Summary

Tournament	Position	Scores	Total Score	Total Par	FedExCup Points
*Hero World Challenge	T3	68-67-72-69	276	-12	
Sentry Tournament of Champions	9	75-66-70-69	280	-12	80
Sony Open in Hawaii	T18	69-68-66-66	269	-11	43
Waste Management Phoenix Open	CUT	72-70	142	E	
AT&T Pebble Beach Pro-Am	T20	72-66-70-71	279	-8	40
Genesis Open	T9	71-70-69-67	277	-7	70
WGC-Mexico Championship	T14	70-67-69-70	276	-8	58
Valspar Championship	CUT	76-71	147	+5	
WGC-Dell Technologies Match Play	T17				45
Houston Open	T3	68-67-71-66	272	-16	163
Masters Tournament	3	66-74-71-64	275	-13	210
Zurich Classic of New Orleans	CUT	66-74		-4	
PGA TOUR Regular Season					
<b>FedExCup Points (Rank):</b>	<b>709 (30)</b>				
<b>Official Money (Rank):</b>	<b>\$1,899,046 (28)</b>				

## SCOTT STALLINGS

**PGA TOUR VICTORIES (3): 2011** The Greenbrier Classic. **2012** True South Classic. **2014** Farmers Insurance Open.

### 2018 Tournament Summary

Tournament	Position	Scores	Total Score	Total Par	FedExCup Points
Safeway Open	CUT	73-71	144	E	
CIMB Classic	T39	73-69-72-68	282	-6	15
Sanderson Farms Championship	T43	71-71-74-70	286	-2	6
Shriners Hospitals for Children Open	T41	73-70-68-72	283	-1	13
The RSM Classic	T68	71-68-71-71	281	-1	3
CareerBuilder Challenge	CUT	69-71-69	209	-7	
Farmers Insurance Open	CUT	75-71	146	+2	
Waste Management Phoenix Open	T23	69-65-74-67	275	-9	37
AT&T Pebble Beach Pro-Am	7	72-69-68-66	275	-12	90
Genesis Open	T4	71-68-68-68	275	-9	123
The Honda Classic	T29	73-70-70-71	284	+4	27
Valspar Championship	T31	72-73-65-73	283	-1	21
Arnold Palmer Invitational	CUT	75-71	146	+2	
Houston Open	T80	73-68-74	215	-1	2
RBC Heritage	T55	74-68-71-71	284	E	5
Zurich Classic of New Orleans	CUT	67-75		-2	
Wells Fargo Championship	CUT	79-73	152	+10	
PGA TOUR Regular Season					
<b>FedExCup Points (Rank):</b>	<b>342 (86)</b>				
<b>Official Money (Rank):</b>	<b>\$816,257 (87)</b>				

## KYLE STANLEY

**PGA TOUR VICTORIES (2): 2012** Waste Management Phoenix Open. **2017** Quicken Loans National.

### 2018 Tournament Summary

Tournament	Position	Scores	Total Score	Total Par	FedExCup Points
Safeway Open	CUT	73-71	144	E	
CIMB Classic	T39	73-69-72-68	282	-6	15
Sanderson Farms Championship	T43	71-71-74-70	286	-2	6
Shriners Hospitals for Children Open	T41	73-70-68-72	283	-1	13
The RSM Classic	T68	71-68-71-71	281	-1	3
CareerBuilder Challenge	CUT	69-71-69	209	-7	
Farmers Insurance Open	CUT	75-71	146	+2	
Waste Management Phoenix Open	T23	69-65-74-67	275	-9	37
AT&T Pebble Beach Pro-Am	7	72-69-68-66	275	-12	90
Genesis Open	T4	71-68-68-68	275	-9	123
The Honda Classic	T29	73-70-70-71	284	+4	27
Valspar Championship	T31	72-73-65-73	283	-1	21
Arnold Palmer Invitational	CUT	75-71	146	+2	
Houston Open	T80	73-68-74	215	-1	2
RBC Heritage	T55	74-68-71-71	284	E	5
Zurich Classic of New Orleans	CUT	67-75		-2	
Wells Fargo Championship	T13	67-72-71-70	280	-4	57
PGA TOUR Regular Season					
<b>FedExCup Points (Rank):</b>	<b>550 (43)</b>				
<b>Official Money (Rank):</b>	<b>\$1,429,820 (39)</b>				

# 2018 Competitors' Capsules (cont.)

## BRENDAN STEELE

**PGA TOUR VICTORIES (3):** 2011 Valero Texas Open. 2017 Safeway Open. 2018 Safeway Open.

**WEB.COM TOUR VICTORIES (1):** 2010 Nationwide Tour Championship at Daniel Island.

**OTHER VICTORIES: (1):** 2011 Franklin Templeton Shootout [with Keegan Bradley].

### 2018 Tournament Summary

Tournament	Position	Scores	Total Score	Total Par	FedExCup Points
Safeway Open	1	65-67-72-69	273	-15	500
CIMB Classic	T13	67-71-70-68	276	-12	56
*QBE Shootout	T4	58-70-67	195	-21	
Sentry Tournament of Champions	29	71-74-74-72	291	-1	30
CareerBuilder Challenge	T20	71-69-66-68	274	-14	38
Farmers Insurance Open	T29	70-72-68-76	286	-2	26
Waste Management Phoenix Open	T3	68-67-67-67	269	-15	163
Genesis Open	T49	72-71-71-71	285	+1	8
WGC-Mexico Championship	T20	69-66-71-72	278	-6	46
WGC-Dell Technologies Match Play	T17				45
Masters Tournament	CUT	76-75	151	+7	
Valero Texas Open	T30	70-74-69-72	285	-3	24
Zurich Classic of New Orleans	T10	64-71-66-71		-16	39
PGA TOUR Regular Season					
<b>FedExCup Points (Rank):</b>			<b>974 (15)</b>		
<b>Official Money (Rank):</b>			<b>\$2,145,434 (24)</b>		

## HENRIK STENSON

**PGA TOUR VICTORIES (6):** 2007 World Golf Championships-Accenture Match Play Championship. 2009 THE PLAYERS Championship. 2013 Deutsche Bank Championship, TOUR Championship by Coca-Cola. 2016 The Open Championship. 2017 Wyndham Championship.

**INTERNATIONAL VICTORIES (13):** 2000 DEXIA-BIL Luxembourg Open [EurChall], Gula Sidoma Grand Prix [EurChall], 2nd Cuba Challenge Tour Grand Final [EurChall]. 2001 Benson and Hedges International Open [Eur]. 2004 The Heritage at Woburn [Eur]. 2006 Commercialbank Qatar Masters [Eur], BMW International Open [Eur]. 2007 Dubai Desert Classic [Eur]. 2008 Nedbank Challenge [SAF]. 2012 South African Open [Eur]. 2013 DP World Tour Championship [Eur]. 2014 DP World Tour Championship [Eur]. 2016 BMW International Open [Eur].

**OTHER VICTORIES: (1):** 2008 OMEGA Mission Hills World Cup [with Robert Karlsson].

### 2018 Tournament Summary

Tournament	Position	Scores	Total Score	Total Par	FedExCup Points
WGC-HSBC Champions	T2	68-69-69-70	276	-12	218
*Hero World Challenge	17	70-71-77-71	289	+1	
Valspar Championship	CUT	74-74	148	+6	
Arnold Palmer Invitational	4	64-69-71-71	275	-13	135
Houston Open	T6	68-68-69-69	274	-14	95
Masters Tournament	T5	69-70-70-70	279	-9	106
Zurich Classic of New Orleans	T19	65-71-65-73		-14	17
PGA TOUR Regular Season					
<b>FedExCup Points (Rank):</b>			<b>571 (40)</b>		
<b>Official Money (Rank):</b>			<b>\$1,768,171 (31)</b>		

## ROBERT STREB

**PGA TOUR VICTORIES (1):** 2015 The McGladrey Classic.

**WEB.COM TOUR VICTORIES (1):** 2012 Mylan Classic.

### 2018 Tournament Summary

Tournament	Position	Scores	Total Score	Total Par	FedExCup Points
CIMB Classic	T69	76-70-70-77	293	+5	3
THE CJ CUP @ NINE BRIDGES	T40	69-71-74-79	293	+5	15
Shriners Hospitals for Children Open	CUT	72-75	147	+5	
The RSM Classic	CUT	71-69	140	-2	
Sony Open in Hawaii	CUT	67-75	142	+2	
Farmers Insurance Open	66	70-73-73-77	293	+5	4
Waste Management Phoenix Open	CUT	74-69	143	+1	
AT&T Pebble Beach Pro-Am	CUT	71-72-71	214	-1	
Genesis Open	CUT	75-70	145	+3	
The Honda Classic	CUT	72-74	146	+6	
Valspar Championship	CUT	75-75	150	+8	
Arnold Palmer Invitational	CUT	74-72	146	+2	
Corales Puntacana Championship	CUT	74-76	150	+6	
Houston Open	CUT	70-76	146	+2	
RBC Heritage	CUT	73-71	144	+2	
Wells Fargo Championship	T42	73-72-69-71	285	+1	10
PGA TOUR Regular Season					
<b>FedExCup Points (Rank):</b>			<b>31 (200)</b>		
<b>Official Money (Rank):</b>			<b>\$87,741 (197)</b>		

## KEVIN STREELMAN

**PGA TOUR VICTORIES (2):** 2013 Tampa Bay Championship presented by EverBank. 2014 Travelers Championship.

### 2018 Tournament Summary

Tournament	Position	Scores	Total Score	Total Par	FedExCup Points
Safeway Open	T13	69-68-72-71	280	-8	56
Sanderson Farms Championship	T10	71-69-71-69	280	-8	34
Shriners Hospitals for Children Open	67	72-70-75-71	288	+4	4
OHL Classic at Mayakoba	T20	68-68-69-70	275	-9	43
The RSM Classic	T17	69-68-67-67	271	-11	47
CareerBuilder Challenge	T29	67-69-68-71	275	-13	25
Farmers Insurance Open	T29	71-68-71-76	286	-2	26
Waste Management Phoenix Open	T40	71-69-70-69	279	-5	15
AT&T Pebble Beach Pro-Am	6	65-69-72-68	274	-13	100
Genesis Open	T41	72-70-69-73	284	E	12
Valspar Championship	CUT	73-74	147	+5	
Arnold Palmer Invitational	T41	73-72-68-73	286	-2	12
Houston Open	T43	68-72-69-71	280	-8	10
RBC Heritage	T7	70-70-67-68	275	-9	75
Valero Texas Open	T8	74-68-69-67	278	-10	80
Wells Fargo Championship	CUT	79-71	150	+8	
PGA TOUR Regular Season					
<b>FedExCup Points (Rank):</b>			<b>538 (44)</b>		
<b>Official Money (Rank):</b>			<b>\$1,207,002 (47)</b>		

# 2018 Competitors' Capsules (cont.)

## STEVE STRICKER

**PGA TOUR VICTORIES (12):** 1996 Kemper Open, Motorola Western Open. **2001** World Golf Championships-Accenture Match Play Championship. **2007** The Barclays. **2009** Crowne Plaza Invitational at Colonial, John Deere Classic, Deutsche Bank Championship. **2010** Northern Trust Open, John Deere Classic. **2011** the Memorial Tournament presented by Nationwide Insurance, John Deere Classic. **2012** Hyundai Tournament of Champions.

**INTERNATIONAL VICTORIES (2):** 1990 Victoria Open [Can]. 1993 Canadian PGA Championship [Can].

**OTHER VICTORIES: (2):** 2009 Shark Shootout [with Jerry Kelly]. 2013 CVS Caremark Charity Classic [with Bo Van Pelt].

### 2018 Tournament Summary

Tournament	Position	Scores	Total Score	Total Par	FedExCup Points
*QBE Shootout	T1	57-69-64	190	-26	
Waste Management Phoenix Open	T31	68-67-73-69	277	-7	22
AT&T Pebble Beach Pro-Am	T26	69-65-70-76	280	-7	28
Valspar Championship	T12	70-71-70-69	280	-4	59
Houston Open	CUT	67-75	142	-2	
Zurich Classic of New Orleans	CUT	67-74		-3	
PGA TOUR Regular Season					
<b>FedExCup Points (Rank):</b>			<b>110 (166)</b>		
<b>Official Money (Rank):</b>			<b>\$221,118 (167)</b>		

## CHRIS STROUD

**PGA TOUR VICTORIES (1):** 2017 Barracuda Championship.

### 2018 Tournament Summary

Tournament	Position	Scores	Total Score	Total Par	FedExCup Points
Safeway Open	CUT	75-73	148	+4	
CIMB Classic	T75	72-72-75-78	297	+9	3
THE CJ CUP @ NINE BRIDGES	T47	71-75-76-73	295	+7	9
OHL Classic at Mayakoba	CUT	69-73	142	E	
The RSM Classic	T49	71-67-70-69	277	-5	8
Sentry Tournament of Champions	T11	72-66-72-72	282	-10	63
Sony Open in Hawaii	CUT	67-74	141	+1	
CareerBuilder Challenge	T69	70-68-70-74	282	-6	3
Waste Management Phoenix Open	CUT	77-66	143	+1	
AT&T Pebble Beach Pro-Am	T35	68-68-75-70	281	-6	18
Genesis Open	CUT	77-74	151	+9	
The Honda Classic	T33	69-73-72-71	285	+5	17
Houston Open	CUT	71-73	144	E	
RBC Heritage	CUT	73-71	144	+2	
Valero Texas Open	W/D	79	79	+7	
Zurich Classic of New Orleans	T28	68-71-66-72		-11	6
Wells Fargo Championship	T67	73-72-71-73	289	+5	3
PGA TOUR Regular Season					
<b>FedExCup Points (Rank):</b>			<b>128 (157)</b>		
<b>Official Money (Rank):</b>			<b>\$308,024 (148)</b>		

## HUDSON SWAFFORD

**PGA TOUR VICTORIES (1):** 2017 CareerBuilder Challenge.

**WEB.COM TOUR VICTORIES (1):** 2012 Stadion Classic at UGA.

### 2018 Tournament Summary

Tournament	Position	Scores	Total Score	Total Par	FedExCup Points
CIMB Classic	T54	68-78-71-69	286	-2	6
THE CJ CUP @ NINE BRIDGES	T28	68-73-74-75	290	+2	28
WGC-HSBC Champions	T50	70-74-75-73	292	+4	8
The RSM Classic	T29	65-71-68-70	274	-8	24
Sentry Tournament of Champions	T27	72-72-76-70	290	-2	32
Sony Open in Hawaii	T54	68-66-73-67	274	-6	6
CareerBuilder Challenge	T29	66-68-70-71	275	-13	25
Waste Management Phoenix Open	CUT	72-72	144	+2	
The Honda Classic	T64	73-69-68-80	290	+10	4
Valspar Championship	CUT	74-72	146	+4	
Arnold Palmer Invitational	T75	73-72-73-79	297	+9	2
RBC Heritage	CUT	75-70	145	+3	
Valero Texas Open	T75	72-72-75	219	+3	2
Zurich Classic of New Orleans	CUT	68-77		+1	
PWells Fargo Championship	CUT	70-76	146	+4	
PGA TOUR Regular Season					
<b>FedExCup Points (Rank):</b>			<b>138 (147)</b>		
<b>Official Money (Rank):</b>			<b>\$330,148 (144)</b>		

## NICK TAYLOR

**PGA TOUR VICTORIES (1):** 2015 Sanderson Farms Championship.

### 2018 Tournament Summary

Tournament	Position	Scores	Total Score	Total Par	FedExCup Points
Safeway Open	T9	71-68-68-72	279	-9	73
CIMB Classic	T13	70-74-67-65	276	-12	56
THE CJ CUP @ NINE BRIDGES	T23	68-72-72-75	287	-1	38
Shriners Hospitals for Children Open	T32	69-71-74-68	282	-2	20
OHL Classic at Mayakoba	CUT	68-75	143	+1	
The RSM Classic	CUT	68-72	140	-2	
CareerBuilder Challenge	T20	68-71-69-66	274	-14	38
Farmers Insurance Open	T75	72-71-79-76	298	+10	2
Waste Management Phoenix Open	T52	69-71-73-69	282	-2	7
AT&T Pebble Beach Pro-Am	CUT	75-69-72	216	+1	
Genesis Open	T41	71-71-74-68	284	E	12
Valspar Championship	CUT	73-76	149	+7	
Arnold Palmer Invitational	CUT	72-74	146	+2	
Houston Open	CUT	73-73	146	+2	
RBC Heritage	CUT	73-73	146	+4	
Valero Texas Open	CUT	76-70	146	+2	
Wells Fargo Championship	CUT	77-70	147	+5	
PGA TOUR Regular Season					
<b>FedExCup Points (Rank):</b>			<b>245 (113)</b>		
<b>Official Money (Rank):</b>			<b>\$531,636 (113)</b>		

## VAUGHN TAYLOR

**PGA TOUR VICTORIES (3):** 2004 Reno-Tahoe Open. 2005 Reno-Tahoe Open. 2016 AT&T Pebble Beach Pro-Am.

**WEB.COM TOUR VICTORIES (1):** 2003 Knoxville Open.

### 2018 Tournament Summary

Tournament	Position	Scores	Total Score	Total Par	FedExCup Points
Safeway Open	CUT	73-71	144	E	
Sanderson Farms Championship	T10	70-66-71-73	280	-8	34
Shriners Hospitals for Children Open	CUT	78-69	147	+5	
OHL Classic at Mayakoba	T41	64-73-68-74	279	-5	14
The RSM Classic	T8	67-66-68-68	269	-13	75
Sony Open in Hawaii	T76	64-73-72-73	282	+2	2
CareerBuilder Challenge	CUT	69-71-71	211	-5	
Waste Management Phoenix Open	T11	67-68-70-67	272	-12	60
AT&T Pebble Beach Pro-Am	T55	70-70-72-72	284	-3	5
Genesis Open	T20	72-70-68-71	281	-3	40
The Honda Classic	T59	73-71-74-71	289	+9	5
RBC Heritage	CUT	75-76	151	+9	
Valero Texas Open	T16	72-68-69-72	281	-7	50
Wells Fargo Championship	T42	74-68-71-72	285	+1	10
PGA TOUR Regular Season					
<b>FedExCup Points (Rank):</b>			<b>295 (98)</b>		
<b>Official Money (Rank):</b>			<b>\$667,082 (101)</b>		

# 2018 Competitors' Capsules (cont.)

## JUSTIN THOMAS

**PGA TOUR VICTORIES (8): 2016** CIMB Classic, **2017** CIMB Classic, SBS Tournament of Champions, Sony Open in Hawaii PGA Championship, Dell Technologies Championship, **2018** THE CJ CUP NINE BRIDGES, The Honda Classic.

**WEB.COM TOUR VICTORIES (1): 2014** Nationwide Children's Hospital Championship.

### 2018 Tournament Summary

Tournament	Position	Scores	Total Score	Total Par	FedExCup Points
CIMB Classic	T17	70-71-69-67	277	-11	48
THE CJ CUP @ NINE BRIDGES	P1	63-74-70-72	279	-9	500
*Hero World Challenge	11	69-70-74-68	281	-7	
Sentry Tournament of Champions	T22	71-75-75-67	288	-4	38
Sony Open in Hawaii	T14	67-67-66-68	268	-12	54
Waste Management Phoenix Open	T17	68-68-71-66	273	-11	48
Genesis Open	T9	69-71-67-70	277	-7	70
The Honda Classic	P1	67-72-65-68	272	-8	500
WGC-Mexico Championship	P2	72-70-62-64	268	-16	315
WGC-Dell Technologies Match Play	4				140
Masters Tournament	T17	74-67-70-73	284	-4	56
Zurich Classic of New Orleans	CUT	70-70		-4	
Wells Fargo Championship	T21	73-69-70-70	282	-2	38
PGA TOUR Regular Season					
<b>FedExCup Points (Rank):</b>					<b>1,807 (1)</b>
<b>Official Money (Rank):</b>					<b>\$5,298,300 (1)</b>

## MICHAEL THOMPSON

**PGA TOUR VICTORIES (1): 2013** The Honda Classic.

**WEB.COM TOUR VICTORIES (1): 2016** Albertsons Boise Open presented by Kraft Nabisco.

### 2018 Tournament Summary

Tournament	Position	Scores	Total Score	Total Par	FedExCup Points
Shriners Hospitals for Children Open	T72	69-70-77-74	290	+6	3
The RSM Classic	T17	68-68-67-68	271	-11	47
Sony Open in Hawaii	CUT	78-70	148	+8	
Farmers Insurance Open	CUT	74-74	148	+4	
The Honda Classic	T24	76-69-70-68	283	+3	34
Houston Open	T14	67-71-70-68	276	-12	54
RBC Heritage	T42	74-65-71-71	281	-3	11
Valero Texas Open	T68	72-73-70-77	292	+4	3
Wells Fargo Championship	T42	68-73-69-75	285	+1	10
PGA TOUR Regular Season					
<b>FedExCup Points (Rank):</b>					<b>162 (137)</b>
<b>Official Money (Rank):</b>					<b>\$334,271 (141)</b>

## KEVIN TWAY

**BEST PGA TOUR CAREER FINISH: 3—2017** Zurich Classic of New Orleans, T3—Valero Texas Open.

**WEB.COM TOUR VICTORIES (1): 2013** Albertsons Boise Open Presented by Kraft.

### 2018 Tournament Summary

Tournament	Position	Scores	Total Score	Total Par	FedExCup Points
Safeway Open	T52	68-72-69-77	286	-2	7
CIMB Classic	T32	74-67-70-70	281	-7	21
THE CJ CUP @ NINE BRIDGES	T28	71-72-74-73	290	+2	28
Shriners Hospitals for Children Open	T32	68-71-71-72	282	-2	20
The RSM Classic	CUT	71-70	141	-1	
Sony Open in Hawaii	T69	71-66-71-71	279	-1	3
Farmers Insurance Open	T35	72-71-68-76	287	-1	17
Waste Management Phoenix Open	T57	73-68-73-69	283	-1	5
Genesis Open	CUT	75-70	145	+3	
The Honda Classic	CUT	73-77	150	+10	
Valspar Championship	CUT	75-72	147	+5	
Arnold Palmer Invitational	T58	74-71-71-73	289	+1	5
Corales Puntacana Championship	T28	67-72-68-74	281	-7	16
Houston Open	T32	65-70-69-75	279	-9	19
RBC Heritage	T67	71-71-70-73	285	+1	3
Valero Texas Open	T36	72-71-69-74	286	-2	16
Zurich Classic of New Orleans	CUT	70-70		-4	
Wells Fargo Championship	CUT	73-73	146	+4	
PGA TOUR Regular Season					
<b>FedExCup Points (Rank):</b>					<b>161 (138)</b>
<b>Official Money (Rank):</b>					<b>\$323,277 (145)</b>

## TYRONE VAN ASWEGEN

**BEST PGA TOUR CAREER FINISH: T3—2016** Frys.com Open.

### 2018 Tournament Summary

Tournament	Position	Scores	Total Score	Total Par	FedExCup Points
Safeway Open	T9	71-67-72-69	279	-9	73
Sanderson Farms Championship	T25	70-65-74-74	283	-5	20
Shriners Hospitals for Children Open	CUT	75-72	147	+5	
OHL Classic at Mayakoba	T25	69-71-67-70	277	-7	30
The RSM Classic	T45	68-70-67-71	276	-6	10
Sony Open in Hawaii	T58	68-68-69-70	275	-5	5
CareerBuilder Challenge	T36	68-71-65-72	276	-12	18
Farmers Insurance Open	CUT	72-73	145	+1	
Waste Management Phoenix Open	69	70-70-74-74	288	+4	3
AT&T Pebble Beach Pro-Am	T26	67-68-73-72	280	-7	28
Genesis Open	T68	70-72-75-74	291	+7	3
The Honda Classic	T68	72-73-73-75	293	+13	3
Valspar Championship	T28	75-65-68-74	282	-2	30
Arnold Palmer Invitational	72	72-72-74-77	295	+7	3
Houston Open	T32	72-68-71-68	279	-9	19
RBC Heritage	T23	73-69-66-70	278	-6	33
Valero Texas Open	CUT	80-71	151	+7	
Zurich Classic of New Orleans	T19	65-71-64-74		-14	17
Wells Fargo Championship	T82	72-73-74	219	+6	2
PGA TOUR Regular Season					
<b>FedExCup Points (Rank):</b>					<b>294 (99)</b>
<b>Official Money (Rank):</b>					<b>\$594,676 (108)</b>

## HAROLD VARNER III

**BEST PGA TOUR CAREER FINISH: T5—2016** OHL Classic at Mayakoba.

**INTERNATIONAL VICTORIES (1): 2016** Australian PGA Championship [Aus].

### 2018 Tournament Summary

Tournament	Position	Scores	Total Score	Total Par	FedExCup Points
Safeway Open	T59	69-68-70-81	288	E	5
CIMB Classic	T23	72-67-70-70	279	-9	36
THE CJ CUP @ NINE BRIDGES	T26	69-72-73-75	289	+1	33
Shriners Hospitals for Children Open	T63	70-72-72-73	287	+3	4
Sony Open in Hawaii	CUT	70-72	142	+2	
CareerBuilder Challenge	CUT	71-71-76	218	+2	
Farmers Insurance Open	CUT	76-74	150	+6	
Waste Management Phoenix Open	T38	73-67-70-68	278	-6	18
Genesis Open	T60	73-70-72-72	287	+3	5
The Honda Classic	T72	70-74-75-75	294	+14	3
Valspar Championship	78	72-71-76-76	295	+11	2
Corales Puntacana Championship	T45	71-70-75-68	284	-4	6
Houston Open	CUT	68-74	142	-2	
RBC Heritage	CUT	72-72	144	+2	
Valero Texas Open	CUT	74-76	150	+6	
Zurich Classic of New Orleans	CUT	64-78		-2	
Wells Fargo Championship	T55	72-72-68-74	286	+2	6
PGA TOUR Regular Season					
<b>FedExCup Points (Rank):</b>					<b>117 (160)</b>
<b>Official Money (Rank):</b>					<b>\$261,559 (160)</b>



# 2018 Competitors' Capsules (cont.)

## JHONATTAN VEGAS (JONATHAN)

**PGA TOUR VICTORIES (2):** 2011 Bob Hope Classic. **2016** RBC Canadian Open. **2017** RBC Canadian Open.

**WEB.COM TOUR VICTORIES (1):** 2010 Preferred Health Systems Wichita Open.

**INTERNATIONAL VICTORIES (1):** 2010 Argentina Open.

### 2018 Tournament Summary

Tournament	Position	Scores	Total Score	Total Par	FedExCup Points
SCIMB Classic	T39	72-70-66-74	282	-6	15
THE CJ CUP @ NINE BRIDGES	T54	67-77-75-77	296	+8	6
WGC-HSBC Champions	T20	70-73-72-70	285	-3	48
OHL Classic at Mayakoba	T61	69-70-69-75	283	-1	4
Sentry Tournament of Champions	T7	68-70-71-70	279	-13	88
CareerBuilder Challenge	T11	65-69-68-69	271	-17	65
Farmers Insurance Open	CUT	69-75	144	E	
Genesis Open	CUT	77-70	147	+5	
The Honda Classic	T72	74-68-74-78	294	+14	3
WGC-Mexico Championship	T20	70-68-69-71	278	-6	46
WGC-Dell Technologies Match Play	T52				7
Houston Open	T87	71-68-78	217	+1	1
Masters Tournament	T38	77-69-72-73	291	+3	18
Valero Texas Open	CUT	81-71	152	+8	
Wells Fargo Championship	T42	70-74-72-69	285	+1	10
PGA TOUR Regular Season					
<b>FedExCup Points (Rank):</b>	<b>310 (96)</b>				
<b>Official Money (Rank):</b>	<b>\$746,408 (93)</b>				

## JIMMY WALKER

**PGA TOUR VICTORIES (6):** 2014 Frys.com Open, Sony Open in Hawaii, AT&T Pebble Beach National Pro-Am. **2015** Sony Open in Hawaii, Valero Texas Open. **2016** PGA Championship.

**WEB.COM TOUR VICTORIES (3):** 2004 Bellsouth Panama Championship, Chitimacha Louisiana Open. **2007** National Mining Association Pete Dye Classic.

### 2018 Tournament Summary

Tournament	Position	Scores	Total Score	Total Par	FedExCup Points
Shriners Hospitals for Children Open	CUT	73-74	147	+5	
Sony Open in Hawaii	CUT	74-66	140	E	
CareerBuilder Challenge	CUT	68-74-74	216	E	
Farmers Insurance Open	T63	70-72-73-77	292	+4	4
AT&T Pebble Beach Pro-Am	T8	68-69-73-67	277	-10	70
Genesis Open	CUT	72-74	146	+4	
The Honda Classic	T33	76-68-74-67	285	+5	17
Valspar Championship	T28	69-71-72-70	282	-2	30
Arnold Palmer Invitational	T73	67-76-74-79	296	+8	3
Masters Tournament	T20	73-71-71-71	286	-2	48
Valero Texas Open	4	71-69-67-67	274	-14	135
Zurich Classic of New Orleans	T25	64-73-66-73		-12	8
PGA TOUR Regular Season					
<b>FedExCup Points (Rank):</b>	<b>314 (94)</b>				
<b>Official Money (Rank):</b>	<b>\$736,606 (96)</b>				

## NICK WATNEY

**PGA TOUR VICTORIES (5):** 2007 Zurich Classic of New Orleans. **2009** Buick Invitational. **2011** World Golf Championships-Cadillac Championship, AT&T National. **2012** The Barclays.

**WEB.COM TOUR VICTORIES (1):** 2004 Nationwide Tour Championship.

**INTERNATIONAL VICTORIES (2):** 2003 Lewis Chitengwa Memorial Championship [Can], **2012** CIMB Classic [Asia]

**OTHER VICTORIES: (1):** 2005 Callaway Golf Pebble Beach Invitational

### 2018 Tournament Summary

Tournament	Position	Scores	Total Score	Total Par	FedExCup Points
Shriners Hospitals for Children Open	CUT	73-82	155	+13	
OHL Classic at Mayakoba	T55	71-69-70-72	282	-2	6
The RSM Classic	CUT	65-77	142	E	
CareerBuilder Challenge	T50	65-67-72-74	278	-10	7
Farmers Insurance Open	T58	69-73-70-79	291	+3	5
Waste Management Phoenix Open	T26	68-68-70-70	276	-8	31
AT&T Pebble Beach Pro-Am	T47	70-69-72-72	283	-4	8
The Honda Classic	T33	71-71-72-71	285	+5	17
Valspar Championship	T59	68-74-75-70	287	+3	5
Houston Open	T32	71-69-69-70	279	-9	19
RBC Heritage	T32	68-72-70-69	279	-5	21
Valero Texas Open	T20	70-72-70-71	283	-5	40
Zurich Classic of New Orleans	T31	65-72-65-76		-10	4
Wells Fargo Championship	T2	72-67-66-69	274	-10	245
PGA TOUR Regular Season					
<b>FedExCup Points (Rank):</b>	<b>408 (66)</b>				
<b>Official Money (Rank):</b>	<b>\$989,563 (65)</b>				

## BUBBA WATSON

**PGA TOUR VICTORIES (11):** 2010 Travelers Championship. **2011** Farmers Insurance Open, Zurich Classic of New Orleans. **2012** Masters Tournament. **2014** Northern Trust Open, Masters Tournament. **2015** World Golf Championships-HSBC Champions, Travelers Championship. **2016** Northern Trust Open. **2018** Genesis Open, World Golf Championships-Dell Technologies Match Play.

**OTHER VICTORIES: (2):** 2008 CVS/Caremark Charity Classic [with Camilo Villegas]; **2015** Hero World Challenge.

### 2018 Tournament Summary

Tournament	Position	Scores	Total Score	Total Par	FedExCup Points
Shriners Hospitals for Children Open	T51	72-71-71-71	285	+1	7
The RSM Classic	67	71-64-76-69	280	-2	4
*OBE Shootout	T7	59-72-66	197	-19	
CareerBuilder Challenge	CUT	70-71-72	213	-3	
Waste Management Phoenix Open	T40	67-69-71-72	279	-5	15
AT&T Pebble Beach Pro-Am	T35	68-71-70-72	281	-6	18
Genesis Open	1	68-70-65-69	272	-12	500
WGC-Mexico Championship	T9	69-66-72-67	274	-10	78
Arnold Palmer Invitational	T66	70-70-72-79	291	+3	4
WGC-Dell Technologies Match Play	1				550
Masters Tournament	T5	73-69-68-69	279	-9	106
Zurich Classic of New Orleans	T28	68-67-68-74		-11	6
PGA TOUR Regular Season					
<b>FedExCup Points (Rank):</b>	<b>1,286 (6)</b>				
<b>Official Money (Rank):</b>	<b>\$3,690,454 (4)</b>				

# 2018 Competitors' Capsules (cont.)

## RICHY WERENSKI

**BEST PGA TOUR CAREER FINISH:** T2—2017 Barracuda Championship.

**WEB.COM TOUR VICTORIES (1):** 2016 BMW Charity Pro-Am Presented by SYNEX Corporation.

### 2018 Tournament Summary

Tournament	Position	Scores	Total Score	Total Par	FedExCup Points
Safeway Open	T37	73-68-72-71	284	-4	17
CIMB Classic	T63	72-73-73-71	289	+1	4
Sanderson Farms Championship	CUT	73-80	153	+9	
Shriners Hospitals for Children Open	T51	74-68-73-70	285	+1	7
OHL Classic at Mayakoba	T41	69-71-70-69	279	-5	14
The RSM Classic	CUT	67-73	140	-2	
Sony Open in Hawaii	CUT	69-76	145	+5	
CareerBuilder Challenge	T29	67-67-71-70	275	-13	25
Farmers Insurance Open	CUT	72-72	144	E	
Waste Management Phoenix Open	CUT	72-71	143	+1	
AT&T Pebble Beach Pro-Am	CUT	73-73-69	215	E	
The Honda Classic	CUT	74-73	147	+7	
Valspar Championship	CUT	76-77	153	+11	
Corales Puntacana Championship	T45	71-68-74-71	284	-4	6
Houston Open	T85	70-71-75	216	E	1
RBC Heritage	CUT	71-74	145	+3	
Valero Texas Open	T11	72-68-68-71	279	-9	63
Zurich Classic of New Orleans	T25	64-71-69-72		-12	8
Wells Fargo Championship	CUT	71-76	147	+5	
PGA TOUR Regular Season					
<b>FedExCup Points (Rank):</b>	<b>144 (145)</b>				
<b>Official Money (Rank):</b>	<b>\$296,345 (150)</b>				

## DANNY WILLETT (WILL-ut)

**PGA TOUR VICTORIES (1):** 2016 Masters Tournament.

**INTERNATIONAL VICTORIES (4):** 2012 BMW International Open [Eur], 2015 Nedbank Golf Challenge [Eur], Omega European Masters [Eur], 2016 Omega Dubai Desert Classic [Eur].

### 2018 Tournament Summary

Tournament	Position	Scores	Total Score	Total Par	FedExCup Points
Arnold Palmer Invitational	W/D	72	72	E	
Masters Tournament	CUT	75-76	151	+7	

## GARY WOODLAND

**PGA TOUR VICTORIES (3):** 2011 Transitions Championship, 2013 Reno-Tahoe Open, 2018 Waste Management Phoenix Open.

**INTERNATIONAL VICTORIES (1):** 2011 OMEGA Mission Hills World Cup [with Matt Kuchar].

### 2018 Tournament Summary

Tournament	Position	Scores	Total Score	Total Par	FedExCup Points
CIMB Classic	T28	66-73-68-73	280	-8	29
THE C.J. CUP @ NINE BRIDGES	T40	78-72-74-69	293	+5	15
Shriners Hospitals for Children Open	T18	73-67-68-72	280	-4	48
OHL Classic at Mayakoba	T34	68-73-68-69	278	-6	19
*QBE Shootout	T4	61-70-64	195	-21	
Sony Open in Hawaii	T7	67-67-68-64	266	-14	85
Farmers Insurance Open	T12	74-68-66-75	283	-5	55
Waste Management Phoenix Open	P1	67-68-67-64	266	-18	500
AT&T Pebble Beach Pro-Am	CUT	69-72-73	214	-1	
The Honda Classic	T49	73-68-72-74	287	+7	7
WGC-Mexico Championship	T50	74-71-73-68	286	+2	9
Valspar Championship	CUT	71-75	146	+4	
WGC-Dell Technologies Match Play	T29				28
Masters Tournament	CUT	78-76	154	+10	
Zurich Classic of New Orleans	CUT	66-75		-3	
Wells Fargo Championship	CUT	73-74	147	+5	
PGA TOUR Regular Season					
<b>FedExCup Points (Rank):</b>	<b>795 (24)</b>				
<b>Official Money (Rank):</b>	<b>\$1,934,716 (27)</b>				

## TIGER WOODS

**PGA TOUR VICTORIES (79):** 1996 Las Vegas Invitational, Walt Disney World/Oldsobile Classic, 1997 Mercedes Championships, Masters Tournament, GTE Byron Nelson Golf Classic, Motorola Western Open, 1998 BellSouth Classic, 1999 Buick Invitational, Memorial Tournament, Motorola Western Open, PGA Championship, World Golf Championships-NEC Invitational, National Car Rental Golf Classic/Disney, THE TOUR Championship, World Golf Championships-American Express Championship, 2000 Mercedes Championships, AT&T Pebble Beach National Pro-Am, Bay Hill Invitational, Memorial Tournament, U.S. Open Championship, The Open Championship, PGA Championship, World Golf Championships-NEC Invitational, Bell Canadian Open, 2001 Bay Hill Invitational, THE PLAYERS Championship, Masters Tournament, Memorial Tournament, World Golf Championships-NEC Invitational, 2002 Bay Hill Invitational presented by Cooper Tires, Masters Tournament, U.S. Open Championship, Buick Open, World Golf Championships-American Express Championship, 2003 Buick Invitational, World Golf Championships-Accenture Match Play Championship, Bay Hill Invitational presented by Cooper Tires, 100th Western Open presented by Golf Digest, World Golf Championships-American Express Championship, 2004 World Golf Championships-Accenture Match Play Championship, 2005 Buick Invitational, Ford Championship at Doral, Masters Tournament, The Open Championship, World Golf Championships-NEC Invitational, World Golf Championships-American Express Championship, 2006 Buick Invitational, Ford Championship at Doral, The Open Championship, Buick Open, PGA Championship, World Golf Championships-Bridgestone Invitational, Deutsche Bank Championship, World Golf Championships-American Express Championship, 2007 Buick Invitational, World Golf Championships-CA Championship, Wachovia Championship, World Golf Championships-Bridgestone Invitational, PGA Championship, BMW Championship, THE TOUR Championship presented by Coca-Cola, 2008 Buick Invitational, World Golf Championships-Accenture Match Play Championship, Arnold Palmer Invitational presented by MasterCard, U.S. Open Championship, 2009 Arnold Palmer Invitational presented by MasterCard, the Memorial Tournament, AT&T National, Buick Open, World Golf Championships-Bridgestone Invitational, BMW Championship, 2012 Arnold Palmer Invitational presented by MasterCard, the Memorial Tournament presented by Nationwide Insurance, AT&T National, 2013 Farmers Insurance Open, World Golf Championships-Cadillac Championship, Arnold Palmer Invitational presented by MasterCard, THE PLAYERS Championship, World Golf Championships-Bridgestone Invitational.

**INTERNATIONAL VICTORIES (12):** 1997 Asian Honda Classic [Asia], 1998 Johnnie Walker Classic [Asia], 1999 Deutsche Bank Open-TPC of Europe [Eur], 1999 World Cup [indiv], 2000 Johnnie Walker Classic, 2001 Deutsche Bank-SAP Open TPC of Europe, 2002 Deutsche Bank-SAP Open TPC of Europe, 2004 Dunlop Phoenix [Jpn], 2005 Dunlop Phoenix [Jpn], 2006 Dubai Desert Classic [Eur], 2008 Dubai Desert Classic [Eur], 2009 JBWere Australian Masters [Aus].

**OTHER VICTORIES: (14):** 1998 PGA Grand Slam of Golf, 1999 World Cup [with Mark O'Meara], 1999 PGA Grand Slam of Golf, 2000 EMC World Cup [with David Duval], 2000 PGA Grand Slam of Golf, 2001 Williams World Challenge, 2001 PGA Grand Slam of Golf, 2002 PGA Grand Slam of Golf, 2004 Target World Challenge, 2005 PGA Grand Slam of Golf, 2006 PGA Grand Slam of Golf, 2006 Target World Challenge, 2007 Target World Challenge, 2011 Target World Challenge.


### 2018 Tournament Summary

Tournament	Position	Scores	Total Score	Total Par	FedExCup Points
*Hero World Challenge	T9	69-68-75-68	280	-8	
Farmers Insurance Open	T23	72-71-70-72	285	-3	35
Genesis Open	CUT	72-76	148	+6	
The Honda Classic	T12	70-71-69-70	280	E	65
Valspar Championship	T2	70-68-67-70	275	-9	245
Arnold Palmer Invitational	T5	68-72-69-69	278	-10	105
Masters Tournament	T32	73-75-72-69	289	+1	26
Wells Fargo Championship	T55	71-73-68-74	286	+2	6
PGA TOUR Regular Season					
<b>FedExCup Points (Rank):</b>	<b>481 (54)</b>				
<b>Official Money (Rank):</b>	<b>\$1,202,827 (48)</b>				





## Championship Records



**Si Woo Kim , with the Waterford  
Crystal Trophy after winning THE  
PLAYERS Championship in 2017.**



# THE PLAYERS Championship Tournament Records

## SCORING

### Low 9-hole score (front nine):

29 (7-under), **Martin Kaymer**, 2014, TPC Sawgrass, 1st round  
30 (6-under), **J.C. Snead**, 1974, Atlanta CC, 1st round  
30 (6-under), **Doug Tewell**, 1985, TPC Sawgrass, 2nd round  
30 (6-under), **Fred Couples**, 1992, TPC Sawgrass, 3rd round  
30 (6-under), **Ben Crenshaw**, 1994, TPC Sawgrass, 3rd round  
30 (6-under), **Tom Kite**, 1994, TPC Sawgrass, 1st round  
30 (6-under), **Kenny Perry**, 1996, TPC Sawgrass, 1st round  
30 (6-under), **Chad Campbell**, 2003, TPC Sawgrass, 2nd round  
30 (6-under), **Nick Watney**, 2011, TPC Sawgrass, 1st round

### Low 9-hole score (back nine):

29 (7-under) **Rory McIlroy**, 2016, TPC Sawgrass, 2nd round  
29 (7-under) **Kevin Chappell**, 2016, TPC Sawgrass, 2nd round  
29 (7-under) **Shane Lowry**, 2016, TPC Sawgrass, 1st round  
30 (6-under), **John Cook**, 1991, TPC Sawgrass, Final round  
30 (6-under), **Greg Norman**, 1994, TPC Sawgrass, 1st round  
30 (6-under), **Phil Mickelson**, 1996, TPC Sawgrass, 3rd round  
30 (6-under), **Kirk Triplett**, 1996, TPC Sawgrass, Final round  
30 (6-under), **Justin Leonard**, 1996, TPC Sawgrass, 1st round  
30 (6-under), **Taylor Smith**, 1997, TPC Sawgrass, 1st round  
30 (6-under), **Padraig Harrington**, 2004, TPC Sawgrass, Final round  
30 (6-under), **Joe Durant**, 2005, TPC Sawgrass, 2nd round  
30 (6-under), **Charl Schwartzel**, 2007, TPC Sawgrass, 3rd round  
30 (6-under), **Daniel Chopra**, 2009, TPC Sawgrass, 2nd round  
30 (6-under), **Ryan Moore**, 2010, TPC Sawgrass, 2nd round  
30 (6-under), **Kevin Na**, 2012, TPC Sawgrass, 1st Round  
30 (6-under), **Luke Donald**, 2012, TPC Sawgrass, Final Round  
30 (6-under), **Russell Henley**, 2014, TPC Sawgrass, 1st Round  
30 (6-under), **Geoff Ogilvy**, 2014, TPC Sawgrass, 1st Round

### Low 18-hole score:

63 (9-under), **Fred Couples**, 1992, TPC Sawgrass, 3rd round (30-33);  
Birdied 2, 4, 7, 8, eagled 9, birdied 10, 12, bogeyed 15, birdied  
16, 18 (Finished T13)  
63 (9-under), **Greg Norman**, 1994, TPC Sawgrass, 1st round (33-30);  
Birdied 1, 2, 5, 11, 13, 14, 15, 16, 17 (Won)  
63 (9-under), **Roberto Castro**, 2013, TPC Sawgrass, 1st round (32-  
31); Eagled 2, birdied 4, 6, 11, 14, 16, 17, 18 (Finished T19)  
63 (9-under), **Martin Kaymer**, 2014, TPC Sawgrass, 1st round (29-  
34); Birdied 1, 2, 4, 6, 7, 8, 9, 11, 15 (Won)  
63 (9-under), **Jason Day**, 2016, TPC Sawgrass, 1st round (31-32);  
Birdied 1, 2, 4, 7, 9, 10, 11, 12, 17 (Won)  
63 (9-under), **Colt Knost**, 2016, TPC Sawgrass, 2nd round (31-32);  
Birdied 3, 5, 6, 7, 8, 11, 12, 14, 15, 17, bogeyed 18 (Finished T3)

### Low first 36 holes:

129 (15-under), **Jason Day**, 2016, TPC Sawgrass (63-66)  
130 (14-under), **Greg Norman**, 1994, TPC Sawgrass (63-67)

### Low middle 36 holes:

132 (12-under), **Ken Duke**, 2016, TPC Sawgrass (67-65)  
132 (8-under), **Dave Stockton**, 1975, Colonial (64-68)  
133 (11-under), **Scott Simpson**, 1987, TPC Sawgrass (65-68)  
133 (11-under), **Tommy Tolles**, 1996, TPC Sawgrass (64-69)  
133 (11-under), **Michael Bradley**, 1996, TPC Sawgrass (67-66)

### Low final 36 holes:

132 (12-under), **Fred Couples**, 1996, TPC Sawgrass (68-64)  
132 (12-under), **Rocco Mediate**, 1996, TPC Sawgrass (66-66)

### Low 54-hole score:

197 (19-under), **Greg Norman**, 1994, TPC Sawgrass (63-67-67)  
200 (16-under), **Larry Mize**, 1986, TPC Sawgrass (66-68-66)

### Low 72-hole score:

264 (24-under), **Greg Norman**, 1994, TPC Sawgrass (63-67-67-67)  
268 (20-under), **Fuzzy Zoeller**, 1994, TPC Sawgrass (66-67-68-67)

### High winning score:

289 (1-over), **Mark Hayes**, 1977, Sawgrass CC (72-74-71-72)  
289 (1-over), **Jack Nicklaus**, 1978, Sawgrass CC (70-71-73-75)  
285 (3-under), **Raymond Floyd**, 1981, Sawgrass CC (72-74-71-68)  
285 (3-under), **David Duval**, 1999, TPC Sawgrass (69-69-74-73)

### High 18-hole score:

92 (20-over), **Bob Murphy**, 1979, Final round, Sawgrass CC  
91 (19-over), **John Lister**, 1977, second round, Sawgrass CC

### High 18-hole score at TPC Sawgrass:

89 (17-over), **Michael Campbell**, 2003, 1st round, TPC Sawgrass  
88 (16-over), **Mike McCullough**, 1984, 1st round, TPC Sawgrass

### Low first-round score:

63 (9-under), **Greg Norman**, 1994, TPC Sawgrass  
63 (9-under), **Roberto Castro**, 2013, TPC Sawgrass  
63 (9-under), **Martin Kaymer**, 2014, TPC Sawgrass  
63 (9-under), **Jason Day**, 2016, TPC Sawgrass  
64 (8-under), **J.C. Snead**, 1974, Atlanta CC  
64 (8-under), **Billy Ray Brown**, 1992, TPC Sawgrass  
64 (8-under), **Kirk Triplett**, 1993, TPC Sawgrass  
64 (8-under), **Nick Price**, 1993, TPC Sawgrass  
64 (8-under), **Phil Mickelson**, 2002, TPC Sawgrass  
64 (8-under), **Steve Jones**, 2005, TPC Sawgrass

### Low second-round score:

63 (9-under), **Colt Knost**, 2016, TPC Sawgrass  
64 (6-under), **Dave Stockton**, 1975, Colonial  
64 (8-under), **Fred Couples**, 1984, TPC Sawgrass  
64 (8-under), **Tommy Tolles**, 1996, TPC Sawgrass



# THE PLAYERS Championship Tournament Records (cont.)

## Low third-round score:

- 63 (9-under), **Fred Couples**, 1992, TPC Sawgrass
- 64 (8-under), **Phil Mickelson**, 1996, TPC Sawgrass
- 64 (8-under), **Craig Parry**, 2004, TPC Sawgrass
- 64 (8-under), **Jeff Quinney**, 2007, TPC Sawgrass

## Low final-round score:

- 64 (8-under), **Fred Couples**, 1996, TPC Sawgrass
- 64 (8-under), **Davis Love III**, 2003, TPC Sawgrass
- 65 (7-under), **Jack Nicklaus**, 1976, Inverrary
- 65 (7-under), **Isao Aoki**, 1985, TPC Sawgrass
- 65 (7-under), **John Cook**, 1991, TPC Sawgrass
- 65 (7-under), **Gil Morgan**, 1993, TPC Sawgrass
- 65 (7-under), **Robert Allenby**, 2003, TPC Sawgrass
- 65 (7-under), **Sergio Garcia**, 2011, TPC Sawgrass
- 65 (7-under), **Bob Estes**, 2012, TPC Sawgrass
- 65 (7-under), **David Toms**, 2012, TPC Sawgrass
- 65 (7-under), **Jimmy Walker**, 2014, TPC Sawgrass
- 65 (7-under), **K.J. Choi**, 2014, TPC Sawgrass
- 65 (7-under), **Justin Thomas**, 2016, TPC Sawgrass

## Low start by winner:

- 63, **Greg Norman**, 1994, TPC Sawgrass
- 63, **Martin Kaymer**, 2014, TPC Sawgrass
- 63, **Jason Day**, 2016, TPC Sawgrass

## Low finish by winner:

- 64, **Fred Couples**, 1996, TPC Sawgrass
- 64, **Davis Love III**, 2003, TPC Sawgrass
- 65, **Jack Nicklaus**, 1976, Inverrary

## High start by winner:

- 73, **Hal Sutton**, 1983, TPC Sawgrass
- 72, **Mark Hayes**, 1977, Sawgrass CC
- 72, **Raymond Floyd**, 1981, Sawgrass CC
- 72, **Justin Leonard**, 1998, TPC Sawgrass
- 72, **Tiger Woods**, 2001, TPC Sawgrass

## High finish by winner:

- 75, **Jack Nicklaus**, 1978, Sawgrass CC
- 73, **David Duval**, 1999, TPC Sawgrass

## Holes-in-one (32 total; 28 at TPC Sawgrass):

- 1976: **Wally Armstrong**, 6th hole, Inverrary, 2nd round
- 1978: **Grier Jones**, 12th hole, Sawgrass CC, 2nd round;  
**John Mahaffey**, 15th hole, Sawgrass CC, Final round
- 1981: **Bill Kratzert**, 6th hole, Sawgrass CC, 3rd round
- 1986: **Jim Gallagher, Jr.**, 3rd hole, TPC Sawgrass, 1st round;  
**Brad Fabel**, 17th hole, TPC Sawgrass, 1st round
- 1991: **Brian Claar**, 17th hole, TPC Sawgrass, 3rd round
- 1992: **Chip Beck**, 13th hole, TPC Sawgrass, 1st round
- 1994: **Russ Cochran**, 3rd hole, TPC Sawgrass, Final round

- 1994: **Gary Hallberg**, 8th hole, TPC Sawgrass, 3rd round
- 1995: **Phil Mickelson**, 13th hole, TPC Sawgrass, 2nd round
- 1996: **Jay Don Blake**, 13th hole, TPC Sawgrass, 3rd round
- 1997: **Mark Brooks**, 8th hole, TPC Sawgrass, 2nd round;  
**Fred Couples**, 17th hole, TPC Sawgrass, Final round
- 1999: **Bob Friend**, 8th hole, TPC Sawgrass, 1st round;  
**Joey Sindelar**, 17th hole, TPC Sawgrass, 1st round
- 2000: **Paul Azinger**, 17th hole, TPC Sawgrass, 3rd round;  
**Ted Tryba**, 8th hole, TPC Sawgrass, Final round;  
**Joe Ozaki**, 8th hole, TPC Sawgrass, Final round
- 2001: **Chris DiMarco**, 3rd hole, TPC Sawgrass, Final round
- 2002: **Miguel A. Jimenez**, 17th hole, TPC Sawgrass, 1st round;  
**Craig Stadler**, 13th hole, TPC Sawgrass, 3rd round
- 2004: **Jose Maria Olazabal**, 13th hole, TPC Sawgrass, 2nd round
- 2006: **Justin Leonard**, 13th hole, TPC Sawgrass, 2nd round;  
**Jesper Parnevik**, 13th hole, TPC Sawgrass, 2nd round;  
**Henrik Stenson**, 13th hole, TPC Sawgrass, 3rd round;  
**Fred Couples**, 13th hole, TPC Sawgrass, Final round
- 2008: **Robert Garrigus**, 13th hole, TPC Sawgrass, 2nd round
- 2013: **Michael Thompson**, 8th hole, TPC Sawgrass, 1st round  
**Chris Stroud**, 13th hole, TPC Sawgrass, 3rd round
- 2016: **Willy Wilcox**, 17th hole, TPC Sawgrass, 2nd round
- 2017: **Sergio Garcia**, 17th hole, TPC Sawgrass, 1st round

## Double-eagles:

- 2007: **Hunter Mahan**, 11th hole TPC Sawgrass, 2nd round  
(Driver/5-iron from 227 yards)  
**Peter Lonard**, 2nd hole, TPC Sawgrass, 3rd round  
(Driver/5-iron from 229 yards)
- 2017: **Rafa Cabrera-Bello**, 16th hole, TPC Sawgrass, final round  
(Driver/8-iron from 182 yards)

## Most eagles in tournament history:

Couples, Fred	15
Mickelson, Phil	12
Lehman, Tom	10
Woods, Tiger	10
Price, Nick	9
Watson, Tom	9
Garcia, Sergio	9

## Highest total of eagles in one year: 54 eagles (2006)

## Most eagles, one tournament:

- 3, **Justin Leonard**, 2000; **Kevin Stadler**, 2008;  
**Phil Mickelson**, 2011; **Sergio Garcia**, 2011; **Sung Kang**, 2012;  
**Derek Fathauer**, 2015; **Kevin Chappell**, 2016

## Two eagles in one round (since 1982):

- 1984 **Ralph Landrum**, 2nd round, #14, #16
- 1985 **Greg Twiggs**, 3rd round, #2, #16
- 1990 **Mike Sullivan**, 3rd round, #9, #16
- 1990 **Fuzzy Zoeller**, 2nd round, #2 #16

# THE PLAYERS Championship Tournament Records (cont.)

1990 **Donnie Hammond**, 2nd round, #2 #16  
 1999 **Ernie Els**, 2nd round, #2, #11  
 1999 **Fulton Allem**, 2nd round, #2, #4  
 2000 **Justin Leonard**, 1st round, #2, #11  
 2002 **Carlos Franco**, 3rd round, #2, #18  
 2003 **Tiger Woods**, 4th round, #2, #16  
 2004 **Craig Parry**, 3rd round, #11, #16  
 2006 **Stewart Cink**, 1st round, #2, #16  
 2006 **Patrick Sheehan**, 1st round, #4, #16  
 2006 **Craig Parry**, 2nd round, #2, #16  
 2007 **Tim Clark**, 3rd round, #2, #16  
 2009 **Scott Verplank**, 1st round, #15, #2  
 2010 **Marin Laird**, 2nd round, #16, #5  
 2010 **Chris Couch**, 3rd round, #11, #16  
 2012 **Luke Donald**, 2nd round, #2, #16  
 2012 **Justin Rose**, final round, #12, #16  
 2013 **Ryan Palmer**, 2nd round, #9, #11  
 2013 **Henrik Stenson**, 2nd round, #2, #9  
 2015 **Brooks Koepka**, 2nd round, #11, #16  
 2015 **Derek Fathauer**, 1st round, #2, #4  
 2016 **Kevin Chappell**, 3rd round, #2, #16  
 2017 **William McGirt**, 1st round, #11, #16

## Back-to-Back Eagles:

None

## Best birdie-eagle or birdie streak at TPC Sawgrass:

6-under: Eagle-birdie-eagle-birdie, **Fulton Allem** (Holes 2-5, 2nd round), 1999

## Best score, last four holes, one round (TPC Sawgrass):

11, **Rickie Fowler** (birdie-eagle-birdie-birdie, Final round), 2015  
 12, **Gary Koch** (4 birdies, Final round), 1983  
 12, **Fred Wadsworth** (4 birdies, 1st round), 1987  
 12, **Rocco Mediate** (4 birdies, Final round), 1996  
 12, **Tommy Tolles** (par-eagle-birdie-birdie, 2nd round), 1997  
 12, **Padraig Harrington** (birdie-eagle-par-birdie, Final round), 2004  
 12, **Vaughn Taylor** (birdie-birdie-birdie-par, Final round), 2006  
 12, **Sergio Garcia** (birdie-eagle-birdie-par, Final round), 2011  
 12, **Kevin Chappell** (4 birdies, 2nd round), 2016  
 12, **Hideki Matsuyama** (par-eagle-birdie-birdie, Final round), 2017  
 12, **Rafa Cabrera Bello** (par-double eagle-birdie-par, Final round), 2017

## Most consecutive birdies:

6, **Tom Watson** (Holes 9-14, 2nd round), 1984  
 6, **Dave Rummells** (Holes 16-18, 1-3, 2nd round), 1986  
 6, **Fred Wadsworth** (Holes 15-18, 1-2, 1st round), 1987  
 6, **Paul Azinger** (Holes 18, 1-5, 1st round), 1993  
 6, **Rocco Mediate** (Holes 13-18, Final round), 1996  
 6, **Tim Herron** (Holes 8-13, 2nd round), 2005  
 6, **Louis Oosthuizen** (Holes 9-14, 3rd round), 2013  
 6, **K.J. Choi** (Holes 9-14, Final round), 2014

## Most birdies, one tournament:

26, **Fuzzy Zoeller**, 1994 (2)  
 25, **Greg Norman**, 1994 (Won)  
 25, **Rickie Fowler**, 2012 (T2)  
 25, **Rory McIlroy**, 2014 (T6)  
 24, **Fred Couples**, 1984 (Won)  
 24, **Steve Elkington**, 1997 (Won)  
 24, **Martin Laird**, 2012 (T2)

## Most total birdies, one tournament:

1,618 birdies, **1996**  
 1,607 birdies, **2011**  
 1,603 birdies, **2013**

## Players who recorded 18 pars in a single round at THE PLAYERS (since 1983):

**Mark McCumber**, 1985, 2nd round  
**John Inman**, 1993, 1st round  
**Justin Leonard**, 1996, Final round  
**Justin Leonard**, 2007, 2nd round  
**Hunter Mahan**, 2010, Final round

## Fewest bogeys at THE PLAYERS, one event (no bogeys or worse):

1, **Greg Norman**, 1994  
 3, **Gil Morgan**, 1993  
 3, **Scott Hoch**, 1996

## Four rounds in 60s, one tournament:

**Al Geiberger** (66-68-67-69), 1975 (Won)  
**J.C. Snead** (67-69-68-68), 1976 (2nd)  
**Greg Norman** (63-67-67-67), 1994 (Won)  
**Fuzzy Zoeller** (66-67-68-67), 1994 (2nd)  
**Jeff Maggert** (65-69-69-68), 1994 (3rd)  
**Steve Elkington** (66-69-68-69), 1997 (Won)

## Most rounds in the 60s, career:

22, **Nick Price** and **Davis Love III**  
 20, **Sergio Garcia**  
 19, **Tom Watson**  
 18, **Fred Couples**, **Jay Haas**, **Hale Irwin**, **Adam Scott**

## Fewest rounds in the 60s by the field during a final round:

1989	1
1999	1
2008	2
2010	2
2006	3
1983	4
1997	4
2005	4

## THE PLAYERS Championship Tournament Records (cont.)

### Four sub-par rounds, one tournament:

**Davis Love III**, 1992, 2003, 2010  
**Jack Nicklaus**, 1974, 1976  
**John Mahaffey**, 1986, 1992  
**Greg Norman**, 1987, 1994  
**Larry Mize**, 1987, 1996  
**Gil Morgan**, 1988, 1996  
**Bernhard Langer**, 1991, 1993  
**Vijay Singh**, 1996, 2001  
**Kenny Perry**, 1996, 2004  
**Bob Murphy**, 1974  
**Al Geiberger**, 1975  
**Hubert Green**, 1975  
**J.C. Snead**, 1976  
**Roger Maltbie**, 1976  
**David Graham**, 1976  
**Fred Couples**, 1984  
**Calvin Peete**, 1985  
**Sandy Lyle**, 1987  
**Jeff Sluman**, 1987  
**Paul Azinger**, 1987  
**Mark McCumber**, 1987  
**David Frost**, 1987  
**Mike Hulbert**, 1987  
**Wayne Levi**, 1988  
**Mark Wiebe**, 1988  
**Gene Sauers**, 1988  
**Tom Kite**, 1989  
**Curtis Strange**, 1991  
**Jay Delsing**, 1991  
**Tom Watson**, 1992  
**Nick Price**, 1993  
**Rocco Mediate**, 1993  
**Andrew Magee**, 1993  
**Fuzzy Zoeller**, 1994  
**Jeff Maggert**, 1994  
**Hale Irwin**, 1994  
**Loren Roberts**, 1994  
**Colin Montgomerie**, 1996  
**David Duval**, 1996  
**Scott Hoch**, 1996  
**Masashi Jumbo Ozaki**, 1996  
**John Adams**, 1996  
**Ernie Els**, 1996  
**Jay Haas**, 1996  
**Fred Funk**, 1996  
**Jim Furyk**, 1996  
**Joel Edwards**, 1996  
**Steve Elkington**, 1997  
**Hal Sutton**, 2000  
**Tiger Woods**, 2000  
**Darren Clarke**, 2003

**Phil Mickelson**, 2004  
**Stephen Ames**, 2006  
**Retief Goosen**, 2006  
**Brian Davis**, 2009  
**Tim Clark**, 2010  
**Robert Allenby**, 2010  
**Lucas Glover**, 2010  
**Bo Van Pelt**, 2010  
**Frederik Jacobson**, 2010  
**Andres Romero**, 2010  
**Matt Kuchar**, 2010, 2014  
**Scott Verplank**, 2010  
**Troy Matteson**, 2010  
**Steve Flesch**, 2010  
**K.J. Choi**, 2011  
**David Toms**, 2011  
**Paul Goydos**, 2011  
**Luke Donald**, 2011  
**Brian Gay**, 2011

\*No players in 2012 (first time since 2008)

**Jeff Maggert**, 2013  
**Brandt Snedeker**, 2013  
**Kevin Streelman**, 2013  
**Tiger Woods**, 2013  
**Sergio Garcia**, 2014  
**Justin Rose**, 2014  
**David Hearn**, 2014  
**Lee Westwood**, 2014  
**George McNeill**, 2014  
**Steve Stricker**, 2014  
**Morgan Hoffmann**, 2014  
**Rickie Fowler**, 2015  
**Ben Martin**, 2015  
**Rory Sabbatini**, 2015  
**Rory McIlroy**, 2015  
**Brian Harman**, 2015  
**Ryo Ishikawa**, 2015  
**Zach Johnson**, 2015  
**Kevin Chappell**, 2016

### 36-hole cut:

1974 - 146 (2-over), 72 players, Atlanta  
1975 - 147 (7-over), 73 players, Colonial  
1976 - 145 (1-over), 81 players, Inverrary  
1977 - 155 (11-over), 81 players, Sawgrass CC  
1978 - 153 (9-over), 78 players, Sawgrass CC  
1979 - 146 (2-over), 71 players, Sawgrass CC  
1980 - 148 (4-over), 80 players, Sawgrass CC  
1981 - 151 (7-over), 74 players, Sawgrass CC  
1982 - 148 (4-over), 82 players, TPC Sawgrass  
1983 - 150 (6-over), 75 players, TPC Sawgrass  
1984 - 149 (5-over), 71 players, TPC Sawgrass

# THE PLAYERS Championship Tournament Records (cont.)

1985 - 146 (2-over), 75 players, TPC Sawgrass  
 1986 - 144 (even), 75 players, TPC Sawgrass  
 1987 - 143 (1-under), 72 players, TPC Sawgrass  
 1988 - 146 (2-over), 72 players, TPC Sawgrass  
 1989 - 146 (2-over), 74 players, TPC Sawgrass  
 1990 - 147 (3-over), 72 players, TPC Sawgrass  
 1991 - 145 (1-over), 77 players, TPC Sawgrass  
 1992 - 144 (even), 73 players, TPC Sawgrass  
 1993 - 142 (2-under), 72 players, TPC Sawgrass  
 1994 - 144 (even), 85 players, TPC Sawgrass  
 1995 - 149 (5-over), 74 players, TPC Sawgrass  
 1996 - 143 (1-under), 77 players, TPC Sawgrass  
 1997 - 146 (2-over), 76 players, TPC Sawgrass  
 1998 - 146 (2-over), 72 players, TPC Sawgrass  
 1999 - 148 (4-over), 79 players, TPC Sawgrass  
 2000 - 150 (6-over), 80 players, TPC Sawgrass  
 2001 - 147 (3-over), 76 players, TPC Sawgrass  
 2002 - 146 (2-over), 75 players, TPC Sawgrass  
 2003 - 144 (even), 72 players, TPC Sawgrass  
 2004 - 146 (2-over), 83 players, TPC Sawgrass  
 2005 - 143 (1-under), 84 players, TPC Sawgrass  
 2006 - 144 (even), 74 players, TPC Sawgrass  
 2007 - 149 (5-over), 79 players, TPC Sawgrass  
 2008 - 148 (4-over), 74 players, TPC Sawgrass  
 2009 - 145 (1-over), 83 players, TPC Sawgrass  
 2010 - 142 (2-under), 70 players, TPC Sawgrass  
 2011 - 144 (even), 74 players, TPC Sawgrass  
 2012 - 144 (even), 72 players, TPC Sawgrass  
 2013 - 144 (even), 77 players, TPC Sawgrass  
 2014 - 144 (even), 82 players, TPC Sawgrass  
 2015 - 144 (even), 75 players, TPC Sawgrass  
 2016 - 142 (2-under), 76 players, TPC Sawgrass  
 2017 - 142 (2-over), 82 players, TPC Sawgrass

## HOLE NO. 17 STATS

### Longest Putt Made at 17:

59 feet, 9 inches, Bernhard Langer, 2008, 2nd round

### Lowest cumulative score at 17:

Player	Cumulative Score on 17	Rounds
<b>Lehman, Tom</b>	-11	62
<b>Wiebe, Mark</b>	-10	42
<b>Irwin, Hale</b>	-9	46
<b>Hoch, Scott</b>	-9	61
<b>Gilder, Bob</b>	-9	40
<b>Allenby, Robert</b>	-8	62
<b>Kaymer, Martin</b>	-8	36
<b>Edwards, David</b>	-7	56
<b>Goydos, Paul</b>	-7	42
<b>Wagner, Johnson</b>	-7	24
<b>Kirk, Chris</b>	-6	23
<b>Fowler, Rickie</b>	-6	23

<b>Olazabal, Jose Maria</b>	-6	50
<b>Sutton, Hal</b>	-6	73

### Highest cumulative score at 17:

Player	Cumulative Score on 17	Rounds
<b>Bob Tway</b>	30	64
<b>Duffy Waldorf</b>	24	46
<b>Woody Austin</b>	20	40
<b>Steve Lowery</b>	20	46
<b>Aaron Baddeley</b>	19	40
<b>Brian Davis</b>	18	34
<b>Billy Mayfair</b>	18	62
<b>Bob Estes</b>	18	67
<b>Joey Sindelar</b>	17	78
<b>Heath Slocum</b>	16	34
<b>Charles Howell III</b>	16	42
<b>Rory Sabbatini</b>	16	48
<b>Greg Norman</b>	16	71
<b>Kenny Perry</b>	16	83
<b>Mark Lye</b>	15	38
<b>Scott McCarron</b>	14	34
<b>Phil Blackmar</b>	14	36
<b>Phil Mickelson</b>	14	80
<b>Davis Love III</b>	14	95

### Players who have birdied No. 17 at TPC Sawgrass all four rounds of a single PLAYERS:

**Paul Azinger**, 1987  
**Kyle Stanley**, 2017

### Players with the most birdies at 17:

<b>Bernhard Langer</b>	26
<b>Hal Sutton</b>	19
<b>Tom Lehman</b>	18
<b>David Frost</b>	18
<b>Corey Pavin</b>	17
<b>Davis Love III</b>	17
<b>Bob Gilder</b>	17
<b>Paul Goydos</b>	17
<b>Phil Mickelson</b>	17

### Hole-in-Ones at 17:

Player	Round	Year
<b>Brad Fabel</b>	1	1986
<b>Brian Claar</b>	3	1991
<b>Fred Couples</b>	4	1997
<b>Joey Sindelar</b>	1	1999
<b>Paul Azinger</b>	3	2000
<b>Miguel Angel Jimenez</b>	1	2002
<b>Willy Wilcox</b>	2	2016
<b>Sergio Garcia</b>	1	2017

# THE PLAYERS Championship Tournament Records (cont.)

## Highest Scores at 17:

Score	Year	Round	Year
12	<b>Bob Tway</b>	3	2005
11	<b>Robert Gamez</b>	3	1990
10	<b>Phil Blackmar</b>	2	1990
9	<b>Rex Caldwell</b>	2	1983
9	<b>Roger Maltbie</b>	2	1990
9	<b>Angel Cabrera</b>	1	2012
9	<b>Russell Knox</b>	3	2016
9	<b>Zac Blair</b>	2	2017

## Balls in the water on 17 since 2003:

Year	Rd 1	Rd 2	Rd 3	Rd 4	Cumulative
2017	19	29	10	11	69
2016	6	9	17	4	36
2015	21	16	3	5	45
2014	12	12	1	3	28
2013	15	9	7	13	44
2012	18	11	4	6	39
2011	12	14	8	6 (in regulation)	40
2010	7	8	5	9	29
2009	16	6	4	6	32
2008	20	18	10	16 (in regulation)	64
2007	50	21	10	12	93
2006	19	17	12	9	57
2005	7	8	25	28	68
2004	9	10	4	7	30
2003	6	10	3	10	29
Total	218	169	113	134	634

## VICTORY RECORDS

### Multiple winners:

- 3, **Jack Nicklaus**, 1974, 1976 and 1978
- 2, **Steve Elkington**, 1991 and 1997
  - Hal Sutton**, 1983 and 2000
  - Fred Couples**, 1984 and 1996
  - Davis Love III**, 1992 and 2003
  - Tiger Woods**, 2001 and 2013

### Consecutive victories:

None

### Largest come-from-behind victories:

- 6 strokes, **Raymond Floyd**, 1981, Sawgrass CC
- 5 strokes, **Justin Leonard**, 1998, TPC Sawgrass
- 5 strokes, **Henrik Stenson**, 2009, TPC Sawgrass

### Wire-to-wire winners (no ties):

- Al Geiberger**, 1975, Colonial
- Greg Norman**, 1994, TPC Sawgrass

**Steve Elkington**, 1997, TPC Sawgrass

**Hal Sutton**, 2000, TPC Sawgrass

**Jason Day**, 2016, TPC Sawgrass

### Wire-to-wire winners (including ties):

- Al Geiberger**, 1975, Colonial
- Jack Nicklaus**, 1978, Sawgrass CC
- Nick Price**, 1993, TPC Sawgrass
- Greg Norman**, 1994, TPC Sawgrass
- Steve Elkington**, 1997, TPC Sawgrass
- Hal Sutton**, 2000, TPC Sawgrass
- Martin Kaymer**, 2014, TPC Sawgrass

### International winners:

- 2, **Steve Elkington**, Australia, 1991 and 1997
- 1, **Greg Norman**, Australia, 1994
- 1, **Craig Perks**, New Zealand, 2002
- 1, **Nick Price**, Zimbabwe, 1993
- 1, **Sandy Lyle**, Scotland, 1987
- 1, **Adam Scott**, Australia, 2004
- 1, **Stephen Ames**, Trinidad and Tobago/Canada, 2006
- 1, **Sergio Garcia**, Spain, 2008
- 1, **Henrik Stenson**, Sweden, 2009
- 1, **Tim Clark**, South Africa, 2010
- 1, **K.J. Choi**, South Korea, 2011
- 1, **Martin Kaymer**, Germany, 2014
- 1, **Jason Day**, Australia, 2016
- 1, **Si Woo Kim**, South Korea, 2017

### First-round leaders/co-leaders who have gone on to win (14/43):

- Al Geiberger**, 1975
- Jack Nicklaus**, 1976 (tied)
- Jack Nicklaus**, 1978 (tied)
- Mark McCumber**, 1988
- Jodie Mudd**, 1990 (tied)
- Nick Price**, 1993
- Greg Norman**, 1994
- Steve Elkington**, 1997
- Hal Sutton**, 2000
- Adam Scott**, 2004
- Phil Mickelson**, 2007
- Sergio Garcia**, 2008
- Martin Kaymer**, 2014
- Jason Day**, 2016

### Second-round leaders/co-leaders who have gone on to win (12/43):

- Al Geiberger**, 1975
- Jack Nicklaus**, 1978 (tied)
- Lanny Wadkins**, 1979
- Fred Couples**, 1984



# THE PLAYERS Championship Tournament Records (cont.)

**Nick Price**, 1993  
**Greg Norman**, 1994  
**Steve Elkington**, 1997  
**Hal Sutton**, 2000  
**Phil Mickelson**, 2007  
**Matt Kuchar**, 2012  
**Martin Kaymer**, 2014  
**Jason Day**, 2016

## Third-round leaders/co-leaders who have gone on to win (19/43):

**Al Geiberger**, 1975  
**Jack Nicklaus**, 1976  
**Jack Nicklaus**, 1978  
**Lanny Wadkins**, 1979  
**Lee Trevino**, 1980  
**Fred Couples**, 1984  
**Calvin Peete**, 1985 (tied)  
**Mark McCumber**, 1988  
**Jodie Mudd**, 1990  
**Nick Price**, 1993  
**Greg Norman**, 1994  
**Steve Elkington**, 1997  
**David Duval**, 1999  
**Hal Sutton**, 2000  
**Adam Scott**, 2004  
**Stephen Ames**, 2006  
**Tiger Woods**, 2013  
**Martin Kaymer**, 2014  
**Jason Day**, 2016

## Widest victory margin:

7 strokes, **Steve Elkington** (over Scott Hoch), 1997  
 6 strokes, **Davis Love III** (over Jay Haas, Pdraig Harrington), 2003  
 6 strokes, **Stephen Ames** (over Retief Goosen), 2006

## Oldest winner:

**Fred Funk**, 2005 (48 years, 9 months, 14 days)  
**Hal Sutton**, 2000 (41 years, 10 months, 28 days)  
**Stephen Ames**, 2006 (41 years, 10 months, 28 days)  
**Calvin Peete**, 1985 (41 years, 8 months, 13 days)

## Youngest winner:

**Si Woo Kim**, 2017 (21 years, 10 months, 16 days)  
**Adam Scott**, 2004 (23 years, 8 months, 12 days)  
**Fred Couples**, 1984 (24 years, 5 months, 28 days)  
**Hal Sutton**, 1983 (24 years, 10 months, 29 days)

## Champions who birdied 18 to win:

**Steve Elkington**, 1991, TPC Sawgrass

## Champions who have also won the Masters:

**Raymond Floyd**, **Jack Nicklaus**, **Sandy Lyle**, **Fred Couples**,  
**Tiger Woods**, **Phil Mickelson**, **Adam Scott**, **Sergio Garcia**

## Champions who have also won the U.S. Open:

**Lee Trevino**, **Jerry Pate**, **Jack Nicklaus**, **Raymond Floyd**,  
**Tom Kite**, **Lee Janzen**, **Tiger Woods**, **Martin Kaymer**

## Champions who have also won The Open Championship:

**Lee Trevino**, **Jack Nicklaus**, **Sandy Lyle**, **Greg Norman**,  
**Justin Leonard**, **Tiger Woods**, **Nick Price**, **David Duval**,  
**Henrik Stenson**

## Champions who have also won the PGA Championship:

**Al Geiberger**, **Lanny Wadkins**, **John Mahaffey**, **Jack Nicklaus**,  
**Raymond Floyd**, **Hal Sutton**, **Lee Trevino**, **Steve Elkington**,  
**Nick Price**, **Davis Love III**, **Tiger Woods**, **Phil Mickelson**,  
**Martin Kaymer**, **Jason Day**

## Champions who have also won the TOUR Championship:

**Tom Kite**, **Jodie Mudd**, **Mark McCumber**, **David Duval**,  
**Hal Sutton**, **Tiger Woods**, **Adam Scott**, **Phil Mickelson**

## Champions who have won majors the same year as their victory at THE PLAYERS:

**Jack Nicklaus**, 1978 (British Open)  
**Hal Sutton**, 1983 (PGA Championship)  
**Tiger Woods**, 2001 (Masters)  
**Martin Kaymer**, 2014 (U.S. Open)

## Champions who have won the week immediately preceding their victory at THE PLAYERS:

**Raymond Floyd**, 1981 (Doral-Eastern Open)  
**Tom Kite**, 1989 (Nestle Invitational)  
**Tiger Woods**, 2001 (Bay Hill Invitational)

## Fewest number of starts at THE PLAYERS upon winning:

1, <b>Jack Nicklaus</b>	6, <b>Jason Day</b>
1, <b>Craig Perks</b>	7, <b>Jodie Mudd</b>
1, <b>Hal Sutton</b>	7, <b>Davis Love III</b>
2, <b>Al Geiberger</b>	8, <b>Calvin Peete</b>
2, <b>Si Woo Kim</b>	8, <b>Stephen Ames</b>
3, <b>Fred Couples</b>	8, <b>Raymond Floyd</b>
3, <b>Sandy Lyle</b>	8, <b>Sergio Garcia</b>
3, <b>Adam Scott</b>	8, <b>Tim Clark</b>
3, <b>Henrik Stenson</b>	8, <b>Matt Kuchar</b>
4, <b>Mark Hayes</b>	10, <b>Mark McCumber</b>
4, <b>Lanny Wadkins</b>	10, <b>Nick Price</b>
4, <b>Justin Leonard</b>	10, <b>K.J. Choi</b>
5, <b>Jerry Pate</b>	11, <b>John Mahaffey</b>
5, <b>Steve Elkington</b>	12, <b>Greg Norman</b>
5, <b>Lee Janzen</b>	14, <b>Phil Mickelson</b>
5, <b>David Duval</b>	15, <b>Tom Kite</b>
5, <b>Tiger Woods</b>	15, <b>Fred Funk</b>
6, <b>Lee Trevino</b>	
6, <b>Martin Kaymer</b>	
6, <b>Rickie Fowler</b>	

# THE PLAYERS Championship Tournament Records (cont.)

## Players who made THE PLAYERS their first PGA TOUR victory:

**Craig Perks**, 2002

**Tim Clark**, 2010

## Fewest PGA TOUR starts by an eventual PLAYERS champion:

41, **Adam Scott**, 2004

44, **Henrik Stenson**, 2009

## Winners and where they ranked, compared to the field, in fairways hit and GIR (since 1992):

Year	Winner	Fairways Hit	Greens in Regulation
1992	<b>Davis Love III</b>	T10	T14
1993	<b>Nick Price</b>	T7	1
1994	<b>Greg Norman</b>	T1	T5
1995	<b>Lee Janzen</b>	T56	T49
1996	<b>Fred Couples</b>	T3	3
1997	<b>Steve Elkington</b>	T23	T3
1998	<b>Justin Leonard</b>	T12	T34
1999	<b>David Duval</b>	T68	T27
2000	<b>Hal Sutton</b>	T1	T1
2001	<b>Tiger Woods</b>	T49	T9
2002	<b>Craig Perks</b>	T64	T16
2003	<b>Davis Love III</b>	T22	10
2004	<b>Adam Scott</b>	T42	1
2005	<b>Fred Funk</b>	T1	1
2006	<b>Stephen Ames</b>	T1	T1
2007	<b>Phil Mickelson</b>	T65	T24
2008	<b>Sergio Garcia</b>	1	1
2009	<b>Henrik Stenson</b>	T13	T13
2010	<b>Tim Clark</b>	T5	4
2011	<b>K.J. Choi</b>	T10	T21
2012	<b>Matt Kuchar</b>	T37	T3
2013	<b>Tiger Woods</b>	T19	T3
2014	<b>Martin Kaymer</b>	T39	3
2015	<b>Rickie Fowler</b>	T43	T51
2016	<b>Jason Day</b>	T51	T15
2017	<b>Si Woo Kim</b>	T15	T37

## MISCELLANEOUS RECORDS

### Longest putt made at THE PLAYERS:

100 feet, 1 inch, **Ben Crane**, 1st round, 2007, 14th hole

### Most second-place finishes:

2, **J.C. Snead**, 1974 and 1976

2, **Tom Watson**, 1979 and 1992

2, **Fuzzy Zoeller**, 1991 and 1994

2, **Bernhard Langer**, 1993 and 1995

2, **Pdraig Harrington**, 2003 and 2004

2, **Tom Lehman**, 1998 and 2005

2, **Sergio Garcia**, 2007 and 2015

2, **Ian Poulter**, 2009 and 2017

## Best finish by a PGA TOUR rookie at THE PLAYERS:

T2, **David Lingmerth**, 2013

T3, **Fulton Allem**, 1988

T3, **Camilo Villegas**, 2006

T6, **Jeff Quinney**, 2007

## Defending champions who missed the cut the following year:

**Calvin Peete**, 1986

**Sandy Lyle**, 1988

**Jodie Mudd**, 1991

**Steve Elkington**, 1992

**Nick Price**, 1994

**Stephen Ames**, 2007

**Henrik Stenson**, 2010

**K.J. Choi**, 2012

**Rickie Fowler**, 2016

## Unable to defend the following year:

**Jerry Pate**, 1983 (injury)

**Steve Elkington**, 1998 (sinus surgery)

**Tiger Woods**, 2014 (back surgery)

## Oldest player to start:

**Sam Snead**, 1982 (69 years, 9 months, 21 days)

## Youngest player to start:

**Matteo Manassero**, 2011 (18 years, 20 days)

## Oldest player to make the cut:

**Julius Boros**, 1975 (55 years, 174 days)

**Arnold Palmer**, 1985 (55 years, 172 days)

## Youngest player to make cut:

**Matteo Manassero**, 2011 (18 years, 20 days)

## Fathers and sons who have competed in THE PLAYERS:

**Jay Haas-Bill Haas** (same year, 2010)

**Butch Baird-Briny Baird**

**Julius Boros-Guy Boros**

**Al Geiberger-Brent Geiberger**

**Jack Nicklaus-Gary Nicklaus**

**Craig Stadler-Kevin Stadler**

**Dave Stockton-Dave Jr. Stockton**

## Brothers who have competed in THE PLAYERS (same event where noted):

**Brad-Bart Bryant** (1991-92)

**Curt-Tom Byrum** (1987-90)

**Danny-David Edwards** (1979-88)

**Edoardo-Francesco Molinari** (2011)

**Dave-Mike Hill** (1974-77, 1979-80)

**Don-Rik Massengale** (1977)

# THE PLAYERS Championship Tournament Records (cont.)

**Jumbo-Joe Ozaki** (1993-98)

**Larry-Lee Rinker** (1998-99)

**David-Kevin Sutherland** (1998-2000)

**Bobby-Lanny Wadkins** (1976-92, 1995-96)

Not in same year:

**Jim-Jeff Gallagher**

**Joe-John Inman**

## Largest 18-hole lead:

3 strokes, **Billy Ray Brown** (64), 1992, TPC Sawgrass

3 strokes, **Roberto Castro** (63), 2013, TPC Sawgrass

## Largest 36-hole lead:

4 strokes, **Jason Day**, 2016, TPC Sawgrass

3 strokes, **Lanny Wadkins**, 1979, Sawgrass CC

3 strokes, **Greg Norman**, 1994, TPC Sawgrass

## Largest 54-hole lead:

5 strokes, **Alex Cejka**, 2009, TPC Sawgrass

4 strokes, **Larry Mize**, 1986, TPC Sawgrass

4 strokes, **Greg Norman**, 1994, TPC Sawgrass

4 strokes, **Jason Day**, 2016, TPC Sawgrass

## Most starts (includes 2017):

29, **Jay Haas, Davis Love III**

28, **Tom Kite, Ben Crenshaw,**

27, **Craig Stadler**

26, **Tom Watson, Fred Couples, Corey Pavin, Bernhard Langer**

25, **Tom Purtzer, Larry Nelson**

24, **Bruce Lietzke, Mark O'Meara, Kenny Perry, Ernie Els, Vijay Singh, Phil Mickelson**

## Most consecutive starts (includes 2017):

28, **Ben Crenshaw** (1974-2001)

28, **Davis Love III** (1986-2013)

26, **Craig Stadler** (1977-2002)

26, **Tom Watson** (1974-1999)

## Most active consecutive starts (includes 2017):

22, **Jerry Kelly** (1996-2017)

## Best finish by PGA TOUR Champions player who earned exemption into the field through winning the previous year's Constellation SENIOR PLAYERS Championship:

74th, **Mark O'Meara** (2011)

## Best finish by a left-hander:

1, **Phil Mickelson**, 2007

T3, **Phil Mickelson**, 2004

T8, **Phil Mickelson**, 1998

T9, **Greg Chalmers**, 2000

T10, **Russ Cochran**, 1997

## Playoffs (sudden-death until 2013):

**Raymond Floyd** def. **Barry Jaeckel, Curtis Strange** with par on first extra hole, 1981, Sawgrass CC

**Sandy Lyle** def. **Jeff Sluman** with par on third extra hole, No. 18, 1987, TPC Sawgrass

**Sergio Garcia** def. **Paul Goydos** with par on first extra hole, No. 17, 2008, TPC Sawgrass

**K.J. Choi** def. **David Toms** with a par on first extra hole, No. 17, 2011, TPC Sawgrass

**Rickie Fowler** def. **Kevin Kisner** and **Sergio Garcia** - Fowler and Kisner were tied after the first three-hole aggregate playoff in tournament history, Fowler def. Kisner with a birdie on the first sudden-death extra hole, No. 17

## Most cuts made:

23, **Tom Kite**

21, **Tom Watson, Bernhard Langer**

19, **Nick Price, Davis Love III**

18, **Kenny Perry**

17, **Jay Haas, Hale Irwin, Gil Morgan, Brad Faxon, Joey Sindelar, Fred Couples, Corey Pavin, Vijay Singh, Ernie Els**

16, **Ben Crenshaw, Bruce Lietzke, John Mahaffey, Fred Funk, Rocco Mediate, Phil Mickelson, Tiger Woods, Sergio Garcia**

## Longest consecutive cuts-made streaks:

14, **Brad Faxon** (1992-95; didn't play 1996; 1997-06)

**Sergio Garcia** (2004 – present; active streak)

13, **Tiger Woods** (1997-2007; didn't play 2008, 2009; 2010)

12, **Tom Kite** (1978-80; didn't play 1981; 1982-1990)

**Bernhard Langer** (1984-89; didn't play 1990; 1991-95; did not play 1996; 1997)

11, **Greg Norman**, (1985-95)

**Tom Watson** (1989-99)

**Phil Mickelson**, (2001-02, didn't play 03, 04-12)

10, **Joey Sindelar** (1985-94)

**Mark McCumber** (1987-96)

**Fred Couples**, (1991-93; didn't play 1994; 1995-01)

**Fred Funk** (1992-01)

## Longest active consecutive cuts streak of players in the field

14, **Sergio Garcia**, (2004-17)

# THE PLAYERS Championship Tournament Records (cont.)

## WEATHER DELAYS

### Thursday

- 2003: Start delayed 30 minutes due to dangerous weather. Play suspended for the day at 5 p.m. due to lightning in the area.
- 2002: Play suspended at 10:18 a.m. for 2 hours and 30 minutes due to heavy rainfall. Play suspended for the day at 6:38 p.m. due to darkness.
- 2000: Play suspended for the day at 6:25 p.m. due to darkness.
- 1996: Play suspended at 3:02 p.m. for 28 minutes due to thunderstorms. Play suspended for the day at 4:42 p.m. due to thunderstorms.
- 1994: Start delayed 15 minutes due to fog.
- 1987: Play suspended at 12:30 p.m. for 1 hour, 20 minutes due to lightning and heavy rain. Play suspended for the day at 3:55 p.m. due to heavy rain.
- 1976: Play suspended at 9:15 a.m. for 1 hour, 15 minutes due to rain. Play suspended for the day at 6:35 p.m. due to darkness.
- 1974: Play suspended at 2:10 p.m. for 1 hour, 5 minutes due to heavy rain. Play suspended at 5:30 p.m. for 1 hour, 30 minutes due to heavy rain. Play suspended for the day at 7:25 p.m. due to darkness.

### Friday

- 2016: Play was suspended at 4:08 p.m. due to lightning in the area and resumed at 6:10 p.m. Play was suspended due to darkness at 7:57 p.m.
- 2005: Play delayed one hour. Thirty players teed off before play suspended at 8:44 a.m. and was suspended for the day at 3:35 p.m.
- 2003: Play suspended for the day due to darkness at 6:44 p.m.
- 2002: Play suspended for the day due to darkness at 6:39 p.m.
- 1994: Play suspended for 2 hours, 56 minutes due to lightning and heavy rain. Play suspended for the day at 6:25 p.m.
- 1993: Play suspended at 3:45 p.m. for 55 minutes due to lightning.
- 1987: Play suspended for the day at 4:42 p.m. due to rain.
- 1982: Start delayed 2 hours, 16 minutes due to fog. Play suspended for the day at 6:30 p.m. due to darkness.
- 1980: Play suspended at 9 a.m. for 1 hour, 3 minutes due to rain.
- 1975: Play suspended for the day at 5:15 p.m. due to an electrical storm.

### Saturday

- 2016: Play resumed at 9:15 a.m. The round concluded at 10:54 a.m.
- 2013: Due to a dangerous weather situation, officials suspended play from 4:10 p.m. until 6 p.m. Due to darkness, play was called for the day at 7:48 p.m. with eight players remaining on the course.
- 2011: Play suspended at 1:02 p.m. due to dangerous weather. Play resumed at 5:29 p.m. and was suspended at 8:04 p.m. due to darkness.

- 2005: Restarted 2nd round from beginning and changed play to preferred lies. Play suspended from 10:37 a.m. until 1:34 p.m. due to dangerous situations. Play suspended at 6:30 p.m. for darkness.
- 1990: Play suspended at 2:45 p.m. due to very heavy rain. Play called for the day at 4:30 p.m.
- 1988: Play suspended for the day at 3:50 p.m. due to heavy rain and lightning.
- 1976: Play suspended for the day at 10:43 a.m. due to the threat of lightning. Play suspended for the day at 12:30 p.m. due to heavy rains.

### Sunday

- 2014: Play suspended at 5:39 p.m. due to severe weather, with 11 players yet to complete the final round. Play resumed at 7:12 p.m.
- 2013: The third round resumed at 7:10 a.m., with final-round tee times running from 8:35 a.m.-2:38 p.m.
- 2005: Play suspended at 2:30 p.m. due to dangerous situation. Suspended for the day at 4:52 p.m.
- 2001: Play suspended at 1:08 pm for 2 hours 52 minutes due to heavy rain and lightning. Play suspended for the day due to darkness at 6:49 p.m.
- 2000: Play suspended for the day at 4:45 p.m. due to heavy rain and lightning.
- 1981: Heavy rains Sunday forced postponement of final round to Monday.
- 1974: Play suspended at 12:45 p.m. for 1 hour, 8 minutes due to severe lightning and rain. Play suspended at 3:50 p.m. for 1 hour, 32 minutes due to severe lightning and rain. Play suspended at 6:03 p.m. for 37 minutes due to severe lightning and rain. Play suspended for the day due to darkness.

### Monday Finish

- 2005: Round 3 resumed at 7:17 a.m. and ended at 12:26 p.m. Round 4 began at 10:20 a.m. as third round was completed.
- 2001: Play resumed at 10 a.m. with 22 players on the course.
- 2000: Play resumed at 9 a.m. with 20 players on the course.
- 1983: Play resumed for the complete final round.
- 1981: Play resumed for the complete final round.
- 1976: Play resumed for the complete final round.
- 1974: Play resumed at 10 a.m.

## THE PLAYERS Championship Tournament Records (cont.)

Final Round	Birthdate	Winner	Age	Next Year (3rd Rd/Finish)
9/02/1974	1/21/1940	Jack Nicklaus	34 years, 7 months, 11 days	8/T18
8/24/1975	9/01/1937	Al Geiberger	37 years, 11 months, 23 days	12/T24
3/01/1976	1/21/1940	Jack Nicklaus	36 years, 1 month, 10 days	6/T5
3/20/1977	7/12/1949	Mark Hayes	27 years, 8 months, 8 days	6/T5
3/19/1978	1/21/1940	Jack Nicklaus	38 years, 1 month, 28 days	29/T33
3/25/1979	12/05/1949	Lanny Wadkins	29 years, 3 months, 20 days	36/T45
3/23/1980	12/01/1939	Lee Trevino	40 years, 3 months, 22 days	6/T12
3/22/1981	10/04/1942	Raymond Floyd	38 years, 5 months, 18 days	33/T22
3/21/1982	9/16/1953	Jerry Pate	28 years, 6 months, 5 days	DNP
3/27/1983	4/28/1958	Hal Sutton	24 years, 10 months, 29 days	11/T41
4/01/1984	10/03/1959	Fred Couples	24 years, 5 months, 28 days	8/T5
3/31/1985	7/18/1943	Calvin Peete	41 years, 8 months, 13 days	MC
3/30/1986	5/09/1948	John Mahaffey	37 years, 10 months, 21 days	25/T32
3/29/1987	2/09/1958	Sandy Lyle	29 years, 1 month, 20 days	MC
3/27/1988	9/07/1951	Mark McCumber	36 years, 6 months, 20 days	3/T6
3/19/1989	12/09/1949	Tom Kite	39 years, 3 months, 10 days	4/T5
3/18/1990	4/03/1960	Jodie Mudd	29 years, 11 months, 15 days	MC
3/31/1991	12/08/1962	Steve Elkington	28 years, 3 months, 23 days	MC
3/29/1992	4/13/1964	Davis Love III	27 years, 11 months, 16 days	71/T67
3/28/1993	1/28/1957	Nick Price	36 years, 2 months	MC
3/27/1994	2/10/1955	Greg Norman	39 years, 1 month, 17 days	20/T37
3/26/1995	8/28/1964	Lee Janzen	30 years, 6 months, 28 days	36/T46
3/31/1996	10/03/1959	Fred Couples	36 years, 5 months, 28 days	37/T10
3/30/1997	12/08/1962	Steve Elkington	34 years, 3 months, 22 days	DNP
3/29/1998	6/15/1972	Justin Leonard	25 years, 9 months, 14 days	25/T23
3/28/1999	11/09/1971	David Duval	27 years, 4 months, 19 days	25/T13
3/26/2000	4/28/1958	Hal Sutton	41 years, 10 months, 28 days	8/T5
3/25/2001	12/30/1975	Tiger Woods	25 years, 2 months, 25 days	10/T14
3/24/2002	1/06/1967	Craig Perks	35 years, 2 months, 18 days	3/T17
3/30/2003	4/13/1964	Davis Love III	38 years, 11 months, 17 days	30/T33
3/28/2004	7/16/1980	Adam Scott	23 years, 8 months, 12 days	10/T8
3/28/2005	6/14/1956	Fred Funk	48 years, 9 months, 14 days	17/T16
3/26/2006	4/28/1964	Stephen Ames	41 years, 10 months, 28 days	MC
5/13/2007	6/16/1970	Phil Mickelson	36 years, 10 months, 27 days	T4/T21
5/11/2008	1/9/1980	Sergio Garcia	28 years, 4 months, 2 days	T55/T22
5/10/2009	4/5/1976	Henrik Stenson	33 years, 1 month, 2 days	MC
5/9/2010	12/17/1975	Tim Clark	34 years, 4 months, 22 days	WD
5/15/2011	5/19/1970	K.J. Choi	40 years, 11 months, 26 days	MC
5/13/2012	6/21/1978	Matt Kuchar	33 years, 10 months and 23 days	T26/T48
5/12/2013	12/30/1975	Tiger Woods	37 years, 4 months, 12 days	DNP
5/11/2014	12/28/1984	Martin Kaymer	29 years, 4 months, 13 days	T31/T56
5/10/2015	12/13/1988	Rickie Fowler	26 years, 4 months, 27 days	MC
5/15/2016	11/12/1987	Jason Day	28 years, 6 months, 3 days	T60
5/14/2017	6/28/1995	Si Woo Kim	21 years, 10 months, 16 days	



## Top-50 Career Stroke Averages

	Name	Average	Rounds
1	Si Woo Kim	70.25	8
2	Francesco Molinari	70.68	22
T3	Jamie Donaldson	70.75	8
T3	Hideki Matsuyama	70.75	16
5	Bruce Crampton	70.92	12
6	Justin Thomas	71.27	11
7	Russell Knox	71.29	14
T8	Tom Lehman	71.35	62
T8	Rory McIlroy	71.35	26
T8	Tiger Woods	71.35	63
11	Henrik Stenson	71.36	42
12	Jason Day	71.41	22
13	Adam Scott	71.45	58
14	Matt Kuchar	71.48	42
15	Sergio Garcia	71.49	68
T16	Peter Hanson	71.50	12
T16	Martin Kaymer	71.50	36

	Name	Average	Rounds
T16	Kevin Kisner	71.50	10
19	Zach Johnson	71.52	50
20	Chris Stroud	71.55	22
21	Alvaro Quiros	71.58	12
T22	Morgan Hoffmann	71.60	10
T22	Nick Price	71.60	84
T22	Jordan Spieth	71.60	10
25	Spencer Levin	71.61	18
26	Russell Henley	71.69	16
T27	Rickie Fowler	71.70	23
T27	Chris Kirk	71.70	23
T27	Kevin Na	71.70	30
30	Chris Couch	71.71	14
T31	Luke Donald	71.75	48
T31	Billy Horschel	71.75	16
T33	Curt Byrum	71.78	18
T33	Martin Laird	71.78	23

	Name	Average	Rounds
T35	Brooks Koepka	71.80	10
T35	Ben Martin	71.80	10
T35	Brett Upper	71.80	10
38	David Lingmerth	71.82	11
T39	Steve Elkington	71.84	63
T39	Davis Love III	71.84	95
41	Bo Van Pelt	71.85	34
42	Sangmoon Bae	71.86	14
43	Jimmy Walker	71.88	26
T44	Jim Furyk	71.90	78
T44	Ian Poulter	71.90	50
T44	Vijay Singh	71.90	82
47	John Mahaffey	71.91	74
48	David Hearn	71.92	24
T49	Jeff Quinney	71.93	14
T49	Payne Stewart	71.93	54

## Top-50 Career Money Winners

	Name	Events	Earnings
1	Sergio Garcia	18	\$5,319,153
2	Tiger Woods	17	4,421,242
3	Henrik Stenson	12	3,213,195
4	Adam Scott	16	3,028,483
5	Phil Mickelson	24	2,900,486
6	Matt Kuchar	13	2,854,653
7	Stephen Ames	13	2,781,333
8	Jim Furyk	22	2,731,764
9	Davis Love III	29	2,715,052
10	Rickie Fowler	8	2,468,080
11	Ian Poulter	14	2,383,752
12	K.J. Choi	16	2,320,034
13	Jason Day	7	2,307,269
14	Martin Kaymer	9	2,234,342
15	Fred Funk	20	2,155,188
16	Tom Lehman	17	2,126,208
17	Tim Clark	12	2,097,138

	Name	Events	Earnings
18	David Toms	22	\$2,071,963
19	Si Woo Kim	2	1,983,450
20	Vijay Singh	24	1,921,330
21	Robert Allenby	18	1,847,487
22	Nick Price	23	1,833,508
23	Hal Sutton	23	1,810,215
24	Luke Donald	15	1,805,030
25	Paul Goydos	13	1,747,958
26	Zach Johnson	13	1,733,775
27	Fred Couples	26	1,652,809
28	Padraig Harrington	15	1,632,975
29	Steve Elkington	19	1,619,595
30	Jeff Maggert	21	1,613,572
31	Retief Goosen	17	1,538,306
32	Bernhard Langer	26	1,479,482
33	Lee Westwood	14	1,393,244
34	Scott Verplank	20	1,353,349

	Name	Events	Earnings
35	Ben Crane	12	\$1,353,119
36	Scott Hoch	23	1,305,138
37	Kevin Chappell	7	1,292,353
38	Ernie Els	24	1,269,721
39	Francesco Molinari	7	1,267,063
40	Kevin Na	11	1,253,863
41	David Duval	11	1,248,761
42	Jerry Kelly	22	1,205,202
43	Craig Perks	6	1,174,250
44	Kenny Perry	24	1,155,070
45	Justin Leonard	21	1,139,834
46	Jay Haas	29	1,128,573
47	José María Olazábal	15	1,121,101
48	Louis Oosthuizen	7	1,119,539
49	Rory McIlroy	8	1,083,788
50	Martin Laird	8	1,011,180

Note: minimum eight rounds

## Top-10 Finishes by Player

Player	Top-10 Finishes	Year (Finish)	Player	Top-10 Finishes	Year (Finish)
Nick Price	9	1984 (7), 1991 (T9), 1992 (8), 1993 (1), 1998 (T8), 1999 (3), 2000 (T3), 2001(T10), 2002 (T9)	Adam Scott	4	2004 (1), 2005 (T8), 2007 (T6), 2017 (T6)
Tom Watson	9	1975 (T8), 1976 (T9), 1977 (T5), 1979 (2), 1980 (T3), 1982 (T6), 1984 (T8), 1992 (T2), 1993 (10)	Vijay Singh	4	1996 (T8), 2001 (2), 2006 (T8), 2009 (T9)
Davis Love III	7	1992 (1), 1994 (T6), 1995 (T6), 1999 (T10), 2003 (1), 2005 (T8), 2010 (T4)	Henrik Stenson	4	2006 (T3), 2008 (T10), 2009 (1), 2013 (T5)
Fred Couples	6	1984 (1), 1989 (T4), 1996 (1), 1997 (T10), 1999 (T4), 2003 (10)	Payne Stewart	4	1986 (T10), 1988 (T8), 1995 (T3), 1998 (T8)
Jay Haas	6	1979 (T9) 1980 (T8) 1986 (T9), 1996 (T8), 2003 (T2), 2004 (T6)	Stephen Ames	3	2002 (2), 2006 (1), 2008 (5)
Tom Kite	6	1979 (T9), 1986 (T4), 1987 (T10), 1989 (1), 1990 (T5), 1994 (T9)	Billy Andrade	3	1995 (T8), 1997 (5), 2002 (T4)
Tom Lehman	6	1996 (T8), 1997 (6), 1998 (T2), 2000 (8), 2005 (T2), 2008 (T6)	Seve Ballesteros	3	1980 (T3), 1982 (T6), 1984 (T3)
Bruce Lietzke	6	1981 (T4), 1982 (4), 1983 (T3), 1985 (T7), 1989 (3) 1991 (T6)	Andy Bean	3	1979 (8), 1989 (T8), 1990 (T9)
Mark O'Meara	6	1984 (T5), 1987 (3), 1992 (T9), 1993 (5), 1999 (T6), 2000 (T9)	Mark Calcavecchia	3	1990 (2), 1998 (4), 1999 (T10)
Sergio Garcia	6	2002 (T4), 2007 (2), 2008 (1), 2013 (T8), 2014 (3), 2015 (T2)	John Cook	3	1983 (T3), 1986 (T7), 1991 (T3)
Hubert Green	5	1974 (T6), 1975 (3), 1978 (T10), 1980 (T8), 1982 (T6)	Ben Crane	3	2008 (T6), 2010 (T4), 2013 (T8)
Scott Hoch	5	1997 (2), 1998 (T5), 1999 (T6), 2001 (T7), 2002 (T4)	Luke Donald	3	2005 (T2), 2011 (T4), 2012 (6)
Hale Irwin	5	1975 (7), 1977 (T3), 1985 (T5), 1990 (T5), 1994 (4)	Steve Elkington	3	1991 (1), 1997 (1), 2005 (T6)
Bernhard Langer	5	1985 (T7), 1991 (T6), 1993 (2), 1995 (2), 2001 (3)	Gary Hallberg	3	1981 (T8), 1985 (4), 1994 (T9)
John Mahaffey	5	1980 (T5), 1983 (T3), 1984 (T10), 1986 (1), 1992 (T9)	Jeff Maggert	3	1994 (3), 2000 (T3), 2013 (T2)
Hal Sutton	5	1983 (1), 1986(T7), 1999 (T4), 2000 (1), 2001 (T5)	Mark McCumber	3	1988 (1), 1989 (T6), 1990 (T9)
Lee Westwood	5	1998 (T5), 1999 (T6), 2010 (T4), 2013 (T8), 2014 (T6)	Rory McIlroy	3	2013 (T8), 2014 (T6), 2015 (T8)
Tiger Woods	5	1999 (T10), 2000 (2), 2001 (1), 2009 (8), 2013 (1)	Rocco Mediate	3	1993 (T6), 1996 (T4), 2002 (3)
Paul Azinger	4	1987 (6), 1991 (T3), 1993 (T6), 2001 (T7)	Phil Mickelson	3	1998 (T8), 2004 (T3), 2007 (1)
Ben Crenshaw	4	1978 (T4), 1980 (2), 1983 (T10), 1987 (T9)	Gil Morgan	3	1988 (T6), 1989 (T6), 1993 (T3)
Ernie Els	4	1996 (T8), 1997 (T10), 2006 (T8), 2008 (T6)	Kevin Na	3	2009 (T3), 2012 (T7), 2015 (T6)
Jim Furyk	4	2003 (T4), 2006 (T3), 2009 (T5), 2014 (2)	Larry Nelson	3	1977 (T8), 1978 (T4), 1982 (T10)
Francesco Molinari	4	2010 (9), 2014 (T6), 2016 (T7), 2017 (T6)	Jose Maria Olazabal	3	1992 (T9), 2006 (7), 2007 (T3)
Colin Montgomerie	4	1994 (T9), 1996 (T4), 1997 (T7), 2000 (T3)	Joe Ozaki	3	1993 (T6), 1995 (T8), 1999 (T10)
Jack Nicklaus	4	1974 (1), 1976 (1), 1977 (5), 1978 (1)	Curtis Strange	3	1981 (T2), 1983 (T8), 1991 (T6)
Greg Norman	4	1987 (T4), 1989 (T4), 1993 (T3), 1994 (1)	Lee Trevino	3	1979 (T5), 1980 (1), 1984 (2)
Dan Pohl	4	1980 (T8), 1984 (T8), 1987 (T7), 1988 (T8)	David Toms	3	2009 (T9), 2011 (2), 2012 (T10)
			Bo Van Pelt	3	2006 T8), 2010 (T4), 2012 (T7)
			Lanny Wadkins	3	1979 (1), 1984 (T5), 1988 (T6)
			Fuzzy Zoeller	3	1991 (2), 1994 (2), 1996 (T4)
			Robert Allenby	2	2003 (T4), 2010 (2)
			Aaron Baddeley	2	2009 (T9), 2011 (T6)
			Phil Blackmar	2	1991 (T3), 1992 (T2)
			Mark Brooks	2	1992 (T9), 1999 (T10)
			Brad Bryant	2	1982 (T2), 1995 (T6)
			Chad Campbell	2	2003 (T6), 2008 (T10)
			Alex Cejka	2	2009 (T9), 2016 (T9)
			Tim Clark	2	2009 (T9), 2010 (1)
			Jim Colbert	2	1978 (8), 1981 (T4)
			Ben Curtis	2	2009 (T5), 2012 (T2)
			Jason Day	2	2011 (T6), 2016 (1)
			Joe Durant	2	2001 (T10), 2005 (5)
			David Duval	2	1996 (T4), 1999 (1)
			Nick Faldo	2	1992 (T2), 1994 (5)
			Brad Faxon	2	1994 (T6), 1997 (4)
			Rickie Fowler	2	2012 (T2), 2015 (1)
			David Frost	2	1988 (T3), 1989 (T8)
			Fred Funk	2	2004 (T10), 2005 (1)
			Lucas Glover	2	2010 (3), 2017 (T6)

## Top-10 Finishes by Player (cont.)

Player	Top-10 Finishes	Year (Finish)
Lou Graham	2	1974 (5), 1978 (2)
Ken Green	2	1990 (T5), 1993 (T6)
Paul Goydos	2	2008 (2), 2011 (3)
Dan Halldorson	2	1981 (T8), 1985 (T5)
Mark Hayes	2	1976 (5), 1977 (1)
Padraig Harrington	2	2003 (T2), 2004 (2)
Lon Hinkle	2	1978 (3), 1985 (T7)
J.B. Holmes	2	2008 (T10), 2011 (T6)
Lee Janzen	2	1995 (1), 2000 (T9)
Zach Johnson	2	2005 (T8), 2012 (T2)
Jerry Kelly	2	2001 (4), 2004 (T6)
Matt Kuchar	2	2012 (1), 2016 (T3)
Martin Laird	2	2012 (T2), 2013 (T5)
Wayne Levi	2	1979 (T5), 1988 (T8)
Frank Lickliter II	2	2001 (T7), 2004 (T3)
Roger Maltbie	2	1976 (T3), 1982 (5)
Len Mattiace	2	1998 (T5), 2000 (T9)
Larry Mize	2	1986 (2), 1995 (T8)
Bob Murphy	2	1974 (T6), 1975 (T4)
Kenny Perry	2	1996 (T4), 2004 (T3)
Carl Pettersson	2	2006 (T8), 2012 (T10)
Gary Player	2	1976 (T9), 1980 (T8)
Ian Poulter	2	2009 (2), 2017 (T2)
Tom Purtzer	2	1987 (T9), 1990 (T3)
Jeff Quinney	2	2007 (T6), 2008 (3)
Mike Reid	2	1980 (T5), 1988 (2)
Gene Sauers	2	1991 (T9), 1995 (T3)
Scott Simpson	2	1982 (T2), 1987 (T4)
Jeff Sluman	2	1987 (2), 2002 (T4)
J.C. Snead	2	1974 (2), 1976 (2)
Craig Stadler	2	1982 (T6), 1984 (T3)
Doug Tewell	2	1983 (T6), 1986 (T10)
Jim Thorpe	2	1984 (T10), 1986(T4)
Tommy Tolles	2	1996 (T2), 1997 (T7)
Kirk Triplett	2	1997 (T10), 2003 (T8)
Scott Verplank	2	2003 (T8), 2005 (T2)
Bobby Wadkins	2	1975 (T8), 1991 (T9)
Fulton Allem	1	1988 (T3)
Buddy Allin	1	1974 (T9)
Isao Aoki	1	1985 (T7)
Briny Baird	1	2008 (4)
Butch Baird	1	1976 (T6)
Ian Baker-Finch	1	1992 (T2)
Miller Barber	1	1981 (T4)
Chip Beck	1	1989 (2)
Daniel Berger	1	2016 (T9)
Jim Booros	1	1982 (T10)
Billy Ray Brown	1	1990 (T5)
Bob Burns	1	2004 (T10)
Curt Byrum	1	1988 (T3)
Rafa Cabrera Bello	1	2017 (T4)

Player	Top-10 Finishes	Year (Finish)
Paul Casey	1	2004 (T10)
Greg Chalmers	1	2000 (T9)
Kevin Chappell	1	2016 (2)
K.J. Choi	1	2011 (1)
Stewart Cink	1	2007 (T3)
Bobby Clampett	1	1983 (T10)
Darren Clarke	1	2003 (T6)
Jose Coceres	1	2007 (5)
Russ Cochran	1	1997 (T10)
Frank Conner	1	1981 (T8)
Charles Coody	1	1974 (T9)
Bruce Crampton	1	1974 (3)
Robert Damron	1	2000 (T3)
Brian Davis	1	2009 (T5)
Glen Day	1	1998 (T2)
Bruce Devlin	1	1977 (T3)
Bob Dickson	1	1975 (T4)
Jamie Donaldson	1	2015 (T8)
Jason Dufner	1	2011 (T6)
Ken Duke	1	2016 (T3)
Scott Dunlap	1	2000 (T3)
Bob Eastwood	1	1983 (2)
Danny Edwards	1	1980 (T8)
Lee Elder	1	1976 (6)
Ed Fiori	1	1983 (T8)
Raymond Floyd	1	1981 (1)
Al Geiberger	1	1975 (1)
Bill Glasson	1	1987 (T7)
Retief Goosen	1	2006 (2)
Scott Gump	1	1999 (2)
Bill Haas	1	2015 (T4)
Phil Hancock	1	1979 (4)
Brian Harman	1	2015 (T8)
J.P. Hayes	1	2007 (T6)
Vance Heafner	1	1983 (T6)
David Hearn	1	2014 (T6)
Nolan Henke	1	1994 (T9)
Tim Herron	1	2005 (T6)
Dave Hill	1	1974 (8)
John Huston	1	2002 (T9)
Ryo Ishikawa	1	2015 (T8)
Peter Jacobsen	1	1980 (T5)
Fredrik Jacobson	1	2010 (T10)
Barry Jaeckel	1	1981 (T2)
Don January	1	1976 (T7)
Grier Jones	1	1980 (T8)
Steve Jones	1	1990 (T3)
Robert Karlsson	1	2007 (T6)
Martin Kaymer	1	2014 (1)
Skip Kendall	1	1999 (T10)
Si Woo Kim	1	2017 (1)
Kevin Kisner	1	2015 (T2)

## Top-10 Finishes by Player (cont.)

Player	Top-10 Finishes	Year (Finish)
Colt Knost	1	2016 (T3)
Gary Koch	1	1989 (T8)
Greg Kraft	1	2008 (T10)
Bill Kratzert	1	1979 (T5)
Marc Leishman	1	2013 (T8)
Justin Leonard	1	1998 (1)
J.L. Lewis	1	2005 (T8)
David Lingmerth	1	2013 (T2)
Gene Littler	1	1974 (4)
Peter Lonard	1	2007 (T6)
Steve Lowery	1	1994 (T6)
Bob Lohr	1	1991 (T9)
Sandy Lyle	1	1987 (1)
Hunter Mahan	1	2011 (T6)
John Mallinger	1	2009 (T3)
Graham Marsh	1	1977 (T5)
Ben Martin	1	2015 (T4)
Jim Masserio	1	1976 (T3)
Hideki Matsuyama	1	2016 (T7)
Billy Mayfair	1	2001 (T5)
Mike McCullough	1	1977 (2)
Graeme McDowell	1	2016 (T10)
Steve Melnyk	1	1977 (T8)
Shaun Micheel	1	2004 (9)
Jodie Mudd	1	1990 (1)
Jack Newton	1	1979 (T9)
Alex Noren	1	2017 (10)
Andy North	1	1978 (T4)
Peter Oosterhuis	1	1978 (T9)
Louis Oosthuizen	1	2017 (T2)
Ryan Palmer	1	2013 (T5)
Craig Parry	1	1992 (T6)
Jerry Pate	1	1982 (1)
Carl Paulson	1	2002 (T4)
Corey Pavin	1	1995 (T3)
Eddie Pearce	1	1974 (T9)
Calvin Peete	1	1985 (1)
Pat Perez	1	2006 (T3)
Craig Perks	1	2002 (1)
Don Pooley	1	1983 (T10)
Joe Porter	1	1975 (T8)
Brett Quigley	1	2008 (T6)
Jeff Quinney	1	2007 (T6)
Alvaro Quiros	1	2011 (T6)
Victor Regalado	1	1978 (T9)
Jack Renner	1	1979 (3)
Larry Rinker	1	1985 (3)
Loren Roberts	1	1997 (3)
Bill Rogers	1	1977 (T8)
John Rollins	1	2006 (T8)
Andres Romero	1	2010 (T10)

Player	Top-10 Finishes	Year (Finish)
Justin Rose	1	2014 (T4)
Mason Rudolph	1	1975 (T4)
Dave Rummells	1	1986 (T10)
Rory Sabbatini	1	2015 (T6)
John Schroeder	1	1978 (T4)
John Senden	1	2015 (T8)
Tom Sieckmann	1	1992 (T6)
Jim Simons	1	1981 (T4)
Tim Simpson	1	1986 (3)
Joey Sindelar	1	1999 (T10)
Heath Slocim	1	2010 (T4)
Brandt Snedeker	1	2013 (T8)
Ed Sneed	1	1982 (T10)
Jordan Spieth	1	2014 (T4)
Kyle Stanley	1	2017 (T4)
Brendan Steele	1	2017 (T6)
Dave Stockton	1	1975 (2)
Kevin Streelman	1	2013 (T2)
Steve Stricker	1	1999 (T6)
Chris Stroud	1	2010 (T10)
Kevin Sutherland	1	2004 (T6)
Vaughn Taylor	1	2006 (T8)
Justin Thomas	1	2016 (T3)
Leonard Thompson	1	1981 (T8)
Bob Tway	1	1986 (T10)
Brett Upper	1	1986 (T4)
Jhonattan Vegas	1	2012 (T7)
Camilo Villegas	1	2006 (T3)
Grant Waite	1	1996 (T8)
Jimmy Walker	1	2014 (T6)
Nick Watney	1	2011 (T4)
D.A. Weibring	1	1985 (2)
Dean Wilson	1	2008 (T10)
Casey Wittenberg	1	2013 (T8)

### Consecutive Top-10s:

5	Nick Price (1998-2002)
3	Sergio Garcia (2013-2015)
	Rory McIlroy (2013-2015)
	Nick Price (1991-93)
	Tom Watson (1975-77)
	Bruce Lietzke (1981-83)
	Scott Hoch (1997-99)
	Tom Lehman (1996-98)
	Jack Nicklaus (1976-78)
	Mark McCumber (1988-90)
	Tiger Woods (1999-01)
	Hal Sutton (1999-01)
	Ben Crane (2008-10)

# Career Individual Player Records

## Aaron, Tommy (74.73)

Year	1st	2nd	3rd	4th	Total	Finish	Money
1974	69	77	72	71	289	T39	\$1,025.00
1975	72	74	76	78	300	71	
1976	70	73	75	72	290	T56	600.00
1977	76	79	75	72	302	T40	1,110.00
1978	83	76			159	CUT	
1979	76	78			154	CUT	
1980	75	75			150	CUT	
<b>Total</b>							<b>\$2,735.00</b>

## Acosta, Jr., Joe (73.50)

Year	1st	2nd	3rd	4th	Total	Finish	Money
1996	73	74			147	CUT	
<b>Total</b>							

## Adamonis, Brad (72.75)

Year	1st	2nd	3rd	4th	Total	Finish	Money
2009	67	76	74	74	291	T55	\$21,470.00
<b>Total</b>							<b>\$21,470.00</b>

## Adams, Blake (71.67)

Year	1st	2nd	3rd	4th	Total	Finish	Money
2011	72	76			148	CUT	
2012	66	73	72	71	282	T12	\$199,500.00
<b>Total</b>							<b>\$199,500.00</b>

## Adams, John (74.03)

Year	1st	2nd	3rd	4th	Total	Finish	Money
1981	75	77			152	CUT	
1982	74	82			156	CUT	
1983	74	74	76	71	295	T35	\$3,304.86
1984	75	77			152	CUT	
1985	72	81			153	CUT	
1986	75	77			152	CUT	
1987	72	72			144	CUT	
1990	84				84	W/D	
1991	69	75	72	72	288	T52	3,731.20
1992	78	71			149	CUT	
1993	74	69			143	CUT	
1994	72	70	76	74	292	T78	4,525.00
1996	71	69	71	70	281	T33	17,718.75
1997	74	74			148	CUT	
1998	74	76			150	CUT	
<b>Total</b>							<b>\$29,279.81</b>

## Adams, Sam (75.13)

Year	1st	2nd	3rd	4th	Total	Finish	Money
1974	76	76			152	CUT	
1975							
1976	74	74			148	CUT	
1978	74	72	77	78	301	T39	\$1,290.00
<b>Total</b>							<b>\$1,290.00</b>

## Allan, Steve (76.25)

Year	1st	2nd	3rd	4th	Total	Finish	Money
2004	76	75			151	CUT	
2005	77	77			154	CUT	
<b>Total</b>							

## Allard, Bob (73.50)

Year	1st	2nd	3rd	4th	Total	Finish	Money
1974	74	73			147	CUT	
<b>Total</b>							

## Allem, Fulton (73.41)

Year	1st	2nd	3rd	4th	Total	Finish	Money
1988	73	72	65	68	278	T3	\$65,000.00
1989	70	69	75	72	286	T14	24,300.00
1990	73	70	74	71	288	T11	31,800.00
1991	75	72			147	CUT	
1992	74	72			146	CUT	
1993	70	72	73	67	282	T20	26,071.43
1994	70	71	72	75	288	T55	5,600.00
1995	74	79			153	CUT	
1996	73	71			144	CUT	
1997	80	77			157	CUT	
1998	74	74			148	CUT	
1999	74	67	83	82	306	T77	9,250.00
2000	75	65	82	77	299	T66	12,120.00
2001	74	77			151	CUT	
2002	73	74			147	CUT	
2003	76	81			157	CUT	
<b>Total</b>							<b>\$174,141.43</b>

## Allen, Michael (73.17)

Year	1st	2nd	3rd	4th	Total	Finish	Money
1990	77	76			153	CUT	
1994	74	69	73	73	289	T62	\$5,250.00
2005	71	71	70	76	288	T27	56,800.00
2008	73	77			150	CUT	
2009	71	70	74	78	293	63	20,330.00
2010	74	70			144	CUT	
<b>Total</b>							<b>\$82,380.00</b>

## Allenby, Robert (72.65)

Year	1st	2nd	3rd	4th	Total	Finish	Money
1995	77	72	78	79	306	73	\$5,820.00
1996	75	71			146	CUT	
1997	83	77			160	CUT	
2000	73	71	77	75	296	T53	13,890.00
2001	68	75	71	73	287	T21	62,400.00
2002	69	73	72	72	286	T11	138,000.00
2003	70	71	72	65	278	T4	286,000.00
2004	71	73	70	74	288	T33	39,644.44
2005	75	69			144	CUT	
2006	67	73	78	75	293	T38	32,800.00
2007	74	78			152	CUT	
2008	74	71	77	73	295	T42	29,830.00
2009	73	66	75	71	285	T14	147,250.00
2010	66	70	67	70	273	2	1,026,000.00
2011	69	74	68	76	287	T50	23,132.50
2012	72	72	75	73	292	T61	20,520.00
2013	73	75			148	CUT	
2015	70	72	73	73	288	T56	22,200.00
<b>Total</b>							<b>\$1,847,486.94</b>

## Allin, Bud (73.33)

Year	1st	2nd	3rd	4th	Total	Finish	Money
1974	71	67	71	72	281	T9	\$6,250.00
1975	68	73	71	73	285	T11	5,062.50
1977	75	79			154	W/D	
1980	74	75			149	CUT	
1981	75	72	73	75	295	T37	1,680.00
1982	75	81			156	CUT	
<b>Total</b>							<b>\$12,992.50</b>

## Altgelt, Stanton (78.00)

Year	1st	2nd	3rd	4th	Total	Finish	Money
1977	72	84			156	CUT	
<b>Total</b>							



## Career Individual Player Records (cont.)

### Ames, Stephen (72.40)

Year	1st	2nd	3rd	4th	Total	Finish	Money
1998	71	85			156	CUT	
2000	72	72	75	75	294	T42	\$20,400.00
2001	78	75			153	CUT	
2002	74	69	72	67	282	2	648,000.00
2003	73	69	71	70	283	T17	94,250.00
2004	75	69	72	68	284	T13	154,666.67
2005	71	74			145	CUT	
2006	71	66	70	67	274	1	1,440,000.00
2007	77	79			156	CUT	
2008	74	68	74	72	288	5	380,000.00
2009	70	71	75	74	290	T49	23,211.67
2010	70	71	79	71	291	T58	20,805.00
2011	77	68			145	CUT	
<b>Total</b>							<b>\$2,781,333.34</b>

### An, Byeong Hun (71.50)

Year	1st	2nd	3rd	4th	Total	Finish	Money
2016	75	68			143	CUT	

### Andrade, Billy (73.07)

Year	1st	2nd	3rd	4th	Total	Finish	Money
1990	74	77			151	CUT	
1991	68	71	74	73	286	T27	\$9,394.28
1992	74	75			149	CUT	
1993	71	70	73	68	282	T20	26,071.43
1994	72	76			148	CUT	
1995	74	69	73	71	287	T8	87,000.00
1996	74	72			146	CUT	
1997	68	72	68	74	282	5	140,000.00
1998	70	74	75	71	290	T35	18,885.72
1999	73	74	81	72	300	T62	10,500.00
2000	78	76			154	CUT	
2001	72	73	74	73	292	T44	18,140.00
2002	73	69	70	72	284	T4	226,200.00
2003	71	72	73	74	290	T48	16,336.67
2004	76	80			156	CUT	
2005	73	75			148	CUT	
2006	69	78			147	CUT	
2007	81	73			154	CUT	
<b>Total</b>							<b>\$552,528.10</b>

### Aoki, Isao (73.39)

Year	1st	2nd	3rd	4th	Total	Finish	Money
1982	73	79			152	CUT	
1983	75	74	75	73	297	T43	\$2,244.67
1984	72	69	76	71	288	T15	12,800.00
1985	70	75	74	65	284	T7	27,112.50
1986	74	78			152	CUT	
1987	68	73	72	70	283	T24	7,737.50
1988	71	75	75	75	296	T60	2,725.00
1989	73	75			148	CUT	
1990	75	80			155	CUT	
<b>Total</b>							<b>\$52,619.67</b>

### Aphibarnrat, Kiradech (72.00)

Year	1st	2nd	3rd	4th	Total	Finish	Money
2016	75	69			144	CUT	

### Appleby, Stuart (72.87)

Year	1st	2nd	3rd	4th	Total	Finish	Money
1997	71	71	70	74	286	T14	\$54,250.00
1998	72	75			147	CUT	
1999	77	72			149	CUT	
2000	72	77	71	70	290	T22	57,600.00
2001	74	73	75	68	290	T33	31,028.58
2002	69	74	75	72	290	T28	38,212.50
2003	71	72	71	70	284	T21	65,000.00
2004	71	76			147	CUT	
2005	80	78			158	CUT	
2006	73	72			145	CUT	
2007	74	71	71	69	285	T16	126,257.14
2008	72	72	71	76	291	T15	147,250.00
2009	71	76			147	CUT	
2011	76	73			149	CUT	
2014	71	73	77		221	T77	18,400.00
<b>Total</b>							<b>\$537,998.22</b>

### Arai, Kikuo (75.00)

Year	1st	2nd	3rd	4th	Total	Finish	Money
1986	71	79			150	CUT	
<b>Total</b>							

### Archer, George (74.43)

Year	1st	2nd	3rd	4th	Total	Finish	Money
1974	73	76			149	CUT	
1975	77	73			150	CUT	
1976	74	72			146	CUT	
1980	75	79			154	CUT	
1982	69	73	70	79	291	T22	\$4,800.00
1983	75	78			153	CUT	
1984	76	69	77	70	292	T33	4,050.00
1985	72	74	75	72	293	T49	2,199.00
1986	71	74			145	CUT	
1987	77	75			152	CUT	
1989	81	78			159	CUT	
<b>Total</b>							<b>\$11,049.00</b>

### Armour, Ryan (81.00)

Year	1st	2nd	3rd	4th	Total	Finish	Money
2008	81				81	W/D	
<b>Total</b>							

### Armour III, Tommy (74.34)

Year	1st	2nd	3rd	4th	Total	Finish	Money
1989	79	72			151	CUT	
1990	72	76			148	CUT	
1991	71	74	74	74	293	71	\$3,168.00
1998	71	75	71	72	289	T31	24,250.00
1999	81	76			157	CUT	
2000	78	80			158	CUT	
2004	75	76			151	CUT	
2005	70	73	74	77	294	T56	17,760.00
2006	73	72			145	CUT	
2008	71	76	80	80	307	T73	18,335.00
2009	74	70	70	72	286	T22	79,325.00
<b>Total</b>							<b>\$142,838.00</b>

### Armstrong, Wally (74.81)

Year	1st	2nd	3rd	4th	Total	Finish	Money
1974	72	72	71	73	288	T34	\$1,290.00
1975	77	74			151	CUT	
1976	74	68	73	74	289	T51	705.00
1977	75	81			156	CUT	
1978	77	79			156	CUT	
1979	72	77			149	CUT	
1980	72	76	73	78	299	T75	756.00
1981	82	78			160	CUT	
1984	76	73	74	74	297	T59	1,768.00
<b>Total</b>							<b>\$4,519.00</b>

### Atwal, Arjun (73.38)

Year	1st	2nd	3rd	4th	Total	Finish	Money
2006	76	75			151	CUT	
2011	73	70	77	69	289	T57	\$21,185.00
2012	69	78			147	CUT	
<b>Total</b>							<b>\$21,185.00</b>

### Aubrey, Emlyn (73.50)

Year	1st	2nd	3rd	4th	Total	Finish	Money
1997	74	73			147	CUT	
<b>Total</b>							

## Career Individual Player Records (cont.)

### Austin, Woody (73.85)

Year	1st	2nd	3rd	4th	Total	Finish	Money
1996	72	71	72	73	288	T67	\$7,105.00
1997	76	75			151	CUT	
2000	77	72	71	78	298	T61	12,840.00
2001	78	79			157	CUT	
2002	73	74			147	CUT	
2004	76	69	66	74	285	T16	116,000.00
2005	78	73			151	CUT	
2006	73	69	83	79	304	73	15,520.00
2007	81	70			151	CUT	
2008	71	76	73	72	292	T21	95,000.00
2009	72	72	68	74	286	T22	79,325.00
2010	69	72	73	76	290	T56	21,565.00
2014	78	76			154	CUT	
<b>Total</b>							<b>\$347,355.00</b>

### Axley, Eric (74.50)

Year	1st	2nd	3rd	4th	Total	Finish	Money
2007	75	76			151	CUT	
2009	72	75			147	CUT	
<b>Total</b>							

### Azinger, Paul (72.23)

Year	1st	2nd	3rd	4th	Total	Finish	Money
1985	74	73			147	CUT	
1986	70	71	77	75	293	T64	\$1,890.00
1987	68	70	68	71	277	6	36,000.00
1988	70	71	72	72	285	T30	8,125.00
1989	68	71	74	73	286	T14	24,300.00
1990	72	77			149	CUT	
1991	67	68	69	74	278	T3	83,200.00
1992	69	72	73	71	285	T29	11,445.00
1993	68	69	68	73	278	T6	80,937.50
1995	82	77			159	CUT	
1996	73	71			144	CUT	
1997	72	72	71	71	286	T14	54,250.00
1998	80	81			161	CUT	
1999	76	73			149	CUT	
2000	75	69	70	74	288	T17	90,000.00
2001	66	70	74	72	282	T7	187,000.00
2002	72	78			150	CUT	
2003	72	73			145	CUT	
2007	78	71	70	73	292	T64	18,810.00
<b>Total</b>							<b>\$595,957.50</b>

### Baddeley, Aaron (73.80)

Year	1st	2nd	3rd	4th	Total	Finish	Money
2004	74	81			155	CUT	
2005	73	69	80	78	300	78	\$14,720.00
2006	77	76			153	CUT	
2007	72	72	67	77	288	T37	38,700.00
2008	71	74	77	72	294	T32	48,260.00
2009	71	71	76	66	284	T9	237,500.00
2010	72	79			151	CUT	
2011	70	67	70	72	279	T6	287,375.00
2012	78	77			155	CUT	
2013	78	77			155	CUT	
2014	73	75			148	CUT	
2015	78	77			155	CUT	
2016	69	75			144	CUT	
2017	70	73	76	72	291	T41	36,750.00
<b>Total</b>							<b>\$663,305.00</b>

### Bae, Sangmoon (72.20)

Year	1st	2nd	3rd	4th	Total	Finish	Money
2012	68	77			145	CUT	
2013	68	71	75	71	285	T33	\$52,487.50
2014	66	73	79	74	292	68	20,400.00
2015	72	68	73	71	284	T30	58,125.00
<b>Total</b>							<b>\$131,012.50</b>

### Baird, Briny (72.96)

Year	1st	2nd	3rd	4th	Total	Finish	Money
2002	71	74	74	74	293	T49	\$14,430.00
2003	76	68	68	70	282	T11	133,250.00
2004	71	74	70	73	288	T33	39,644.44
2005	68	73	75	78	294	T56	17,760.00
2007	78	74			152	CUT	
2008	71	71	73	72	287	4	456,000.00
2009	72	76			148	CUT	
2010	74	72			146	CUT	
2012	76				76	W/D	
2014	77				77	W/D	
<b>Total</b>							<b>\$661,084.44</b>

### Baird, Butch (75.50)

Year	1st	2nd	3rd	4th	Total	Finish	Money
1974							
1975	76	75			151	CUT	
1976	71	67	72	70	280	T7	\$9,225.00
1977	79	77			156	CUT	
1978	78	78			156	CUT	
1981	81	82			163	CUT	
<b>Total</b>							<b>\$9,225.00</b>

### Baker-Finch, Ian (72.68)

Year	1st	2nd	3rd	4th	Total	Finish	Money
1989	74	75			149	CUT	
1990	73	72	75	73	293	T46	\$3,855.00
1991	69	69	71	78	287	T41	5,064.72
1992	70	67	68	72	277	T2	118,800.00
1993	71	71	71	73	286	T39	9,750.00
1994	73	69	74	74	290	T69	4,950.00
1995	85				85	W/D	
1996	73	77			150	CUT	
<b>Total</b>							<b>\$142,419.72</b>

### Ballesteros, Seve (73.25)

Year	1st	2nd	3rd	4th	Total	Finish	Money
1979	76	81			157	CUT	
1980	69	73	69	69	280	T3	\$23,200.00
1981	77	69	72	75	293	T29	2,600.00
1982	73	72	69	72	286	T6	16,187.50
1983	72	75	70	78	295	T35	3,304.85
1984	70	68	70	74	282	T3	46,400.00
1985	76	74			150	CUT	
1987	70	69	77	77	293	T65	2,080.00
1988	76	78			154	CUT	
1991	72	72	73	74	291	T63	3,360.00
1992	75	71			146	CUT	
1994	74	71			145	CUT	
1995	75	68	73	78	294	T37	13,200.00
1999	76	81			157	CUT	
<b>Total</b>							<b>\$110,332.35</b>

### Barber, Blayne (71.75)

Year	1st	2nd	3rd	4th	Total	Finish	Money
2017	70	76	72	69	287	T16	\$152,250.00
<b>Total</b>							<b>\$152,250.00</b>

### Barber, Jim (74.50)

Year	1st	2nd	3rd	4th	Total	Finish	Money
1982	72	75	74	77	298	T56	\$1,115.00
<b>Total</b>							<b>\$1,115.00</b>

### Barber, Miller (73.94)

Year	1st	2nd	3rd	4th	Total	Finish	Money
1974	74	69	70	70	283	T13	\$4,250.00
1975	71	72	75	71	289	T29	1,625.00
1976	70	72	71	75	288	T43	911.25
1977	74	77	75	77	303	T47	757.50
1978	78	74	76	75	303	T46	975.00
1979	70	75	77	80	302	T43	1,248.00
1980	75	77			152	CUT	
1981	72	78	69	68	287	T4	15,750.00
1982	79	74			153	CUT	
1983	77	77			154	CUT	
<b>Total</b>							<b>\$25,516.75</b>

## Career Individual Player Records (cont.)

### Barlow, Craig (75.25)

Year	1st	2nd	3rd	4th	Total	Finish	Money
2000	71	76	75	75	297	T57	\$13,380.00
2002	76	77			153	CUT	
2003	76	71			147	CUT	
2004	81	78			159	CUT	
2005	73	70	73	79	295	T63	16,800.00
2006	80	73			153	CUT	
<b>Total</b>							<b>\$30,180.00</b>

### Barnes, Ricky (73.30)

Year	1st	2nd	3rd	4th	Total	Finish	Money
2010	73	74			147	CUT	
2011	70	78			148	CUT	
2012	74	69	72	74	289	T46	\$26,334.00
2013	71	71	74	78	294	T72	18,430.00
2015	69	77			146	CUT	
2016	72	74			146	CUT	
2017	70	74	76	76	296	T65	21,735.00
<b>Total</b>							<b>\$66,499.00</b>

### Barr, Dave (73.25)

Year	1st	2nd	3rd	4th	Total	Finish	Money
1979	73	76			149	CUT	
1982	75	73	79	73	300	T65	\$1,030.00
1984	79	72			151	CUT	
1985	75	70	71	73	289	T22	8,640.00
1986	69	72	73	79	293	T64	1,890.00
1987	73	74			147	CUT	
1988	70	75	73	70	288	T36	5,760.00
1989	72	69	79	79	299	73	2,619.00
1990	71	75	73	73	292	T36	6,307.50
1991	69	77			146	CUT	
1992	71	70	78	72	291	T60	3,924.00
1993	75	70			145	CUT	
1994	68	69	72	72	281	T14	42,500.00
1995	73	79			152	CUT	
<b>Total</b>							<b>\$72,670.50</b>

### Barron, Doug (73.88)

Year	1st	2nd	3rd	4th	Total	Finish	Money
1998	71	72	74	70	287	T18	\$48,685.72
1999	72	73	77	76	298	T52	11,600.00
2000	72	74	76	77	299	T66	12,120.00
2001	77	75			152	CUT	
2006	72	74			146	CUT	
<b>Total</b>							<b>\$72,405.72</b>

### Bateman, Brian (73.83)

Year	1st	2nd	3rd	4th	Total	Finish	Money
2005	71	71	75	77	294	T56	\$17,760.00
2008	74	75			149	CUT	
<b>Total</b>							<b>\$17,760.00</b>

### Bates, Ben (76.00)

Year	1st	2nd	3rd	4th	Total	Finish	Money
1999	74	78			152	CUT	
<b>Total</b>							

### Bates, Pat (72.33)

Year	1st	2nd	3rd	4th	Total	Finish	Money
2003	72	73			145	CUT	
2004	73	73	73	70	289	T42	\$24,087.28
<b>Total</b>							<b>\$24,087.28</b>

### Baugh, Beau (74.50)

Year	1st	2nd	3rd	4th	Total	Finish	Money
1982	72	77			149	CUT	
<b>Total</b>							

### Bean, Andy (73.91)

Year	1st	2nd	3rd	4th	Total	Finish	Money
1977	76	84			160	CUT	
1978	73	78	76	73	300	T28	\$1,791.82
1979	72	73	74	75	294	8	12,400.00
1980	71	73	76	72	292	T51	954.00
1981	78				78	W/D	
1982	77	69	73	75	294	T35	2,412.33
1983	73	83			156	CUT	
1984	79	72			151	CUT	
1985	74	73			147	CUT	
1986	70	73	72	72	287	T21	7,627.50
1987	73	80			153	CUT	
1988	72	74	70	72	288	T36	5,760.00
1989	68	76	69	71	284	T8	39,150.00
1990	73	68	72	73	286	T9	42,000.00
1991	73	78			151	CUT	
1992	82	71			153	CUT	
<b>Total</b>							<b>\$112,095.65</b>

### Beard, Frank (76.07)

Year	1st	2nd	3rd	4th	Total	Finish	Money
1975	77	75			152	CUT	
1976	70	72	78	74	294	77	
1977	76	79	75	70	300	T28	\$1,995.00
1978	80	80			160	CUT	
1979	82	77			159	CUT	
<b>Total</b>							<b>\$1,995.00</b>

### Beck, Chip (73.06)

Year	1st	2nd	3rd	4th	Total	Finish	Money
1981	76	87			163	CUT	
1982	74	75			149	CUT	
1983	75	76			151	CUT	
1984	77	72	73	69	291	T29	\$5,320.00
1985	81	74			155	CUT	
1986	77	69			146	CUT	
1987	71	71	76	69	287	T44	3,023.34
1988	73	67	69	72	281	T11	26,500.00
1989	71	68	68	73	280	2	145,800.00
1990	73	72	78	74	297	T66	3,105.00
1991	70	73	71	74	288	T52	3,731.20
1992	71	67	81	70	289	T49	4,442.40
1993	71	73			144	CUT	
1994	73	71	67	73	284	T27	16,640.62
1995	72	75	76	75	298	T61	6,390.00
1996	68	69	76	72	285	T60	7,665.00
1997	77	80			157	CUT	
<b>Total</b>							<b>\$222,617.56</b>

### Beckman, Cameron (73.80)

Year	1st	2nd	3rd	4th	Total	Finish	Money
2002	80	74			154	CUT	
2003	76	71			147	CUT	
2004	70	71	72	74	287	T26	\$56,800.00
2005	74	69	73	82	298	T73	15,440.00
2009	72	72	73	78	295	T66	19,665.00
2010	71	76			147	CUT	
2011	72	76			148	CUT	
<b>Total</b>							<b>\$91,905.00</b>

### Beem, Rich (74.41)

Year	1st	2nd	3rd	4th	Total	Finish	Money
2000	77	79			156	CUT	
2002	72	74	80	66	292	T44	\$18,648.00
2003	75	72			147	CUT	
2004	71	80			151	CUT	
2005	72	77			149	CUT	
2006	71	72	71	85	299	T66	16,480.00
2007	71	73	74	73	291	T58	19,710.00
2008	72	80			152	CUT	
<b>Total</b>							<b>\$54,838.00</b>

## Career Individual Player Records (cont.)

### Begay III, Notah (74.67)

Year	1st	2nd	3rd	4th	Total	Finish	Money
2000	80	71			151	CUT	
2001	79	72			151	CUT	
2002	80	72			152	CUT	
2003	77	67	76	72	292	T56	\$14,495.00
2004	72	78			150	CUT	
<b>Total</b>							<b>\$14,495.00</b>

### Beljan, Charlie (72.17)

Year	1st	2nd	3rd	4th	Total	Finish	Money
2013	72	74			146	CUT	
2014	73	69	73	72	287	T48	\$24,072.73
<b>Total</b>							<b>\$24,072.73</b>

### Benepe, Jim (76.00)

Year	1st	2nd	3rd	4th	Total	Finish	Money
1989	78	74			152	CUT	
<b>Total</b>							

### Berganio, Jr., David (73.00)

Year	1st	2nd	3rd	4th	Total	Finish	Money
2003	75	69	72	76	292	T56	\$14,495.00
<b>Total</b>							<b>\$14,495.00</b>

### Berger, Daniel (72.10)

Year	1st	2nd	3rd	4th	Total	Finish	Money
2015	71	74			145	CUT	
2016	66	72	73	69	280	T9	\$283,500.00
2017	69	72	77	78	296	T65	21,735.00
<b>Total</b>							<b>\$305,235.00</b>

### Bertsch, Shane (75.50)

Year	1st	2nd	3rd	4th	Total	Finish	Money
2007	73	78			151	CUT	
<b>Total</b>							

### Bettencourt, Matt (76.13)

Year	1st	2nd	3rd	4th	Total	Finish	Money
2009	76	79			155	CUT	
2010	74	75			149	CUT	
2011	79	74			153	CUT	
2012	75	77			152	CUT	
<b>Total</b>							

### Bies, Don (73.95)

Year	1st	2nd	3rd	4th	Total	Finish	Money
1974	73	71	70	72	286	T24	\$1,970.83
1975	73	77			150	CUT	
1976	75	68	72	67	282	T12	5,460.00
1977	68	80	82	71	301	T34	1,515.00
1978	76	77	81	75	309	T66	770.00
1979	70	78			148	CUT	
1980	72	79			151	CUT	
<b>Total</b>							<b>\$9,715.83</b>

### Bjorn, Thomas (73.27)

Year	1st	2nd	3rd	4th	Total	Finish	Money
2000	76	73	72	69	290	T22	\$57,600.00
2001	76	79			155	CUT	
2002	74	72	75	68	289	T22	55,700.00
2004	67	76	73	70	286	T22	80,000.00
2005	69	74			143	W/D	
2006	69	73	80	78	300	69	16,160.00
2014	73	76			149	CUT	
<b>Total</b>							<b>\$209,460.00</b>

### Black, Ronnie (73.58)

Year	1st	2nd	3rd	4th	Total	Finish	Money
1984	80	74			154	CUT	
1985	69	75	71	77	292	T40	\$3,154.00
1986	70	71	74	70	285	T17	13,950.00
1987	72	75			147	CUT	
1988	77	78			155	CUT	
1989	74	74			148	CUT	
1990	75	76			151	CUT	
1992	71	72	73	69	285	T29	11,445.00
1993	66	70	71	77	284	T28	16,625.00
1994	75	72			147	CUT	
1997	78	74			152	CUT	
1998	70	78			148	CUT	
2000	74	76	70	81	301	T77	10,980.00
<b>Total</b>							<b>\$56,154.00</b>

### Blackburn, Woody (75.92)

Year	1st	2nd	3rd	4th	Total	Finish	Money
1977	76	82			158	CUT	
1982	72	76	78	74	300	T65	\$1,030.00
1983	75	79			154	CUT	
1985	78	73			151	CUT	
1986	70	78			148	CUT	
<b>Total</b>							<b>\$1,030.00</b>

### Blackmar, Phil (73.72)

Year	1st	2nd	3rd	4th	Total	Finish	Money
1985	73	73	79	71	296	T64	\$1,872.00
1986	79	76			155	CUT	
1987	71	74			145	CUT	
1988	75	77			152	CUT	
1989	73	81			154	CUT	
1990	71	87			158	CUT	
1991	67	72	69	70	278	T3	83,200.00
1992	67	69	68	73	277	T2	118,800.00
1993	72	73			145	CUT	
1994	77	73			150	CUT	
1996	73	80			153	CUT	
1997	71	74	74	75	294	T53	7,953.75
1998	72	74	76	75	297	T66	8,280.00
<b>Total</b>							<b>\$220,105.75</b>

### Blair, Zac (74.17)

Year	1st	2nd	3rd	4th	Total	Finish	Money
2016	71	70	73	75	289	T49	\$25,914.00
2017	76	80			156	CUT	
<b>Total</b>							<b>\$25,914.00</b>

### Blake, Jay Don (73.19)

Year	1st	2nd	3rd	4th	Total	Finish	Money
1987	78	70			148	CUT	
1988	70	73	72	72	287	T34	\$6,907.50
1989	71	76			147	CUT	
1990	74	76			150	CUT	
1991	67	75	75	69	286	T27	9,394.29
1992	67	71	76	73	287	T40	6,840.00
1993	74	75			149	W/D	
1994	70	73	69	73	285	T35	11,037.50
1995	76	75			151	CUT	
1996	74	68	68	71	281	T33	17,718.75
1997	73	72	72	79	296	T62	7,490.00
1998	78				78	W/D	
1999	77	71	79	72	299	T58	11,050.00
2000	79	75			154	CUT	
2001	74	73	73	73	293	T50	14,472.00
2002	74	75			149	CUT	
<b>Total</b>							<b>\$84,910.04</b>

### Blancas, Homero (74.41)

Year	1st	2nd	3rd	4th	Total	Finish	Money
1974	67	71	69	76	283	T13	\$4,250.00
1975	77	73			150	CUT	
1976	71	72	73	75	291	T65	495.00
1977	75				75	DQ	
1978	74	77	84	77	312	T75	750.00
1979	75	79			154	CUT	
<b>Total</b>							<b>\$5,495.00</b>



## Career Individual Player Records (cont.)

### Blanks, Kris (72.08)

Year	1st	2nd	3rd	4th	Total	Finish	Money
2010	71	71	75	70	287	T45	\$30,400.00
2011	69	72	81	69	291	T64	19,760.00
2012	69	74	72	72	287	T40	37,050.00
<b>Total</b>							<b>\$87,210.00</b>

### Blixt, Jonas (73.73)

Year	1st	2nd	3rd	4th	Total	Finish	Money
2013	69	75	77	76	297	77	\$17,670.00
2014	71	72	77		220	T75	18,900.00
2015	71	74			145	CUT	
2016	67	67	75	74	283	T19	131,775.00
2017	77	72			149	CUT	
<b>Total</b>							<b>\$168,345.00</b>

### Bohn, Jason (73.56)

Year	1st	2nd	3rd	4th	Total	Finish	Money
2006	71	72	72	75	290	T27	\$53,250.00
2007	76	79			155	CUT	
2008	74	73	79	76	302	71	18,810.00
2009	72	71	74	73	290	T49	23,211.67
2010	67	74	71	80	292	T64	20,045.00
2011	71	73	72	74	290	T61	20,520.00
2013	68	74	75	72	289	T55	21,280.00
2014	74	72			146	CUT	
2015	71	74			145	CUT	
2016	74	77			151	CUT	
2017	75	76			151	CUT	
<b>Total</b>							<b>\$157,116.67</b>

### Bolling, Charles (72.00)

Year	1st	2nd	3rd	4th	Total	Finish	Money
1986	73	70	73	71	287	T21	\$7,627.50
1987	69	76			145	CUT	
<b>Total</b>							<b>\$7,627.50</b>

### Booker, Eric (78.00)

Year	1st	2nd	3rd	4th	Total	Finish	Money
2000	78	78			156	CUT	
<b>Total</b>							

### Booros, Jim (74.25)

Year	1st	2nd	3rd	4th	Total	Finish	Money
1982	73	72	71	71	287	T10	\$12,500.00
1983	82	79			161	CUT	
1984	82	77			159	CUT	
1990	70	74	73	73	290	T24	12,450.00
1991	72	72	73	74	291	T63	3,360.00
<b>Total</b>							<b>\$28,310.00</b>

### Boros, Guy (73.67)

Year	1st	2nd	3rd	4th	Total	Finish	Money
1995	77	73			150	CUT	
1996	69	72	70	73	284	T53	\$7,990.00
1997	74				74	W/D	
1998	75	80			155	CUT	
<b>Total</b>							<b>\$7,990.00</b>

### Boros, Julius (73.67)

Year	1st	2nd	3rd	4th	Total	Finish	Money
1975	73	73	74	71	291	T40	\$975.00
1976	76	75			151	CUT	
<b>Total</b>							<b>\$975.00</b>

### Botts, Rafe (80.00)

Year	1st	2nd	3rd	4th	Total	Finish	Money
1974	80				80	W/D	
<b>Total</b>							

### Bowditch, Steven (73.38)

Year	1st	2nd	3rd	4th	Total	Finish	Money
2014	72	72	71	72	287	T48	\$24,072.72
2015	77	70			147	CUT	
2016	80	73			153	CUT	
<b>Total</b>							<b>\$24,072.72</b>

### Boyd, Bob (79.00)

Year	1st	2nd	3rd	4th	Total	Finish	Money
1984	80	78			158	CUT	
<b>Total</b>							

### Bradley, Keegan (72.59)

Year	1st	2nd	3rd	4th	Total	Finish	Money
2011	75	69	72	77	293	72	\$18,620.00
2012	72	70	74	70	286	T35	46,835.00
2013	70	77			147	CUT	
2014	72	73			145	CUT	
2015	77	68			145	CUT	
2016	72	67	76	71	286	T35	52,893.75
2017	75	69	73	78	295	T60	22,680.00
<b>Total</b>							<b>\$141,028.75</b>

### Bradley, Michael (73.00)

Year	1st	2nd	3rd	4th	Total	Finish	Money
1994	72	73			145	CUT	
1995	75	70	74	73	292	T29	\$19,500.00
1996	72	67	66	74	279	T19	35,735.00
1997	68	74	72	72	286	T14	54,250.00
1998	74	72	76	70	292	T51	9,626.67
1999	77	73			150	CUT	
2009	80	78			158	CUT	
2010	73	76			149	CUT	
2011	71	74			145	CUT	
2012	74	74			148	CUT	
<b>Total</b>							<b>\$119,111.67</b>

### Brannan, Michael (73.83)

Year	1st	2nd	3rd	4th	Total	Finish	Money
1980	71	75	75	69	290	T41	\$1,520.00
1981	73	80			153	CUT	
<b>Total</b>							<b>\$1,520.00</b>

### Branshaw, David (76.50)

Year	1st	2nd	3rd	4th	Total	Finish	Money
2007	82	71			153	CUT	
<b>Total</b>							

### Brehaut, Jeff (75.00)

Year	1st	2nd	3rd	4th	Total	Finish	Money
2004	77	76			153	CUT	
2006	71	76			147	CUT	
<b>Total</b>							

### Brewer, Gay (74.25)

Year	1st	2nd	3rd	4th	Total	Finish	Money
1974	73	76			149	CUT	
1975	77	78			155	CUT	
1976	73	70	69	78	290	T56	\$600.00
<b>Total</b>							<b>\$600.00</b>

### Bright, Mike (73.00)

Year	1st	2nd	3rd	4th	Total	Finish	Money
1985	72	73	75	72	292	T40	\$3,154.00
<b>Total</b>							<b>\$3,154.00</b>

### Brisky, Mike (77.40)

Year	1st	2nd	3rd	4th	Total	Finish	Money
1996	72	79			151	CUT	
1997	71	71	80	79	301	73	\$6,790.00
1998	80	72			152	CUT	
2000	84	86			170	CUT	
<b>Total</b>							<b>\$6,790.00</b>

## Career Individual Player Records (cont.)

### Britton, Bill (74.14)

Year	1st	2nd	3rd	4th	Total	Finish	Money
1982	71	76	70	76	293	T32	\$2,958.67
1983	79	77			156	CUT	
1984	79	74			153	CUT	
1989	71	74	76	80	301	74	2,592.00
1990	77	74			151	CUT	
1991	69	71	74	72	286	T27	9,394.29
1992	73	75			148	CUT	
1993	73	70			143	CUT	
<b>Total</b>							<b>\$14,944.96</b>

### Brooks, Mark (73.22)

Year	1st	2nd	3rd	4th	Total	Finish	Money
1984	77	74			151	CUT	
1985	69	78			147	CUT	
1987	68	75	73	76	292	T63	\$2,130.00
1989	75	75			150	CUT	
1990	70	75	73	74	292	T36	6,307.50
1991	70	76			146	CUT	
1992	67	70	70	73	280	T9	46,800.00
1993	73	74			147	CUT	
1994	69	77			146	CUT	
1995	76	75			151	CUT	
1996	69	75			144	CUT	
1997	72	68	70	74	284	T7	109,083.34
1998	73	75			148	CUT	
1999	71	77	71	72	291	T10	107,142.86
2000	72	75	71	79	297	T57	13,380.00
2001	71	74	76	76	297	T65	12,480.00
2002	72	70	74	78	294	T57	13,440.00
2003	73	70	75	75	293	T62	13,845.00
2004	78	76			154	CUT	
2005	70	74			144	CUT	
2006	71	74			145	CUT	
<b>Total</b>							<b>\$324,608.70</b>

### Brown, Billy Ray (73.00)

Year	1st	2nd	3rd	4th	Total	Finish	Money
1989	72	72	74	77	295	T59	\$2,902.50
1990	73	72	69	71	285	T5	52,687.50
1991	72	73	69	72	286	T27	9,394.29
1992	64	70	78	72	284	T21	16,897.50
1993	68	74	78	78	298	70	5,000.00
1994	72	74			146	CUT	
1998	81	77			158	CUT	
<b>Total</b>							<b>\$86,881.79</b>

### Brown, Ken (73.00)

Year	1st	2nd	3rd	4th	Total	Finish	Money
1985	75	70	73	71	289	T22	\$8,640.00
1986	72	71	76	75	294	T67	1,818.00
1987	71	71	69	80	291	T61	2,170.00
1988	77	71			148	CUT	
<b>Total</b>							<b>\$12,628.00</b>

### Brown, Scott (72.36)

Year	1st	2nd	3rd	4th	Total	Finish	Money
2013	74	74			148	CUT	
2014	68	71	77	73	289	T62	\$21,500.00
2015	72	67	69	76	284	T30	58,125.00
2016	73	72			145	CUT	
2017	74	73			147	CUT	
<b>Total</b>							<b>\$79,625.00</b>

### Browne, Olin (75.32)

Year	1st	2nd	3rd	4th	Total	Finish	Money
1997	73	75			148	CUT	
1998	78	74			152	CUT	
1999	79	74			153	CUT	
2000	77	73	71	80	301	T77	\$10,980.00
2001	76	79			155	CUT	
2002	73	75			148	CUT	
2003	73	72			145	CUT	
2006	69	75	76	79	299	T66	16,480.00
2007	81	75			156	CUT	
<b>Total</b>							<b>\$27,460.00</b>

### Bryan, Wesley (74.00)

Year	1st	2nd	3rd	4th	Total	Finish	Money
2017	72	76			148	CUT	

### Bryant, Bart (73.83)

Year	1st	2nd	3rd	4th	Total	Finish	Money
1991	75	74			149	CUT	
1992	72	75			147	CUT	
2005	72	75			147	CUT	
2006	73	71	74	78	296	T56	\$18,160.00
2007	76	74			150	CUT	
2008	73	71	79	72	295	T42	29,830.00
2009	74	71			145	CUT	
<b>Total</b>							<b>\$47,990.00</b>

### Bryant, Brad (73.62)

Year	1st	2nd	3rd	4th	Total	Finish	Money
1979	69	81			150	CUT	
1980	72	71	69	72	284	T14	\$6,400.00
1981	86	75			161	CUT	
1982	70	69	71	72	282	T2	44,000.00
1983	75	77			152	CUT	
1984	81	74			155	CUT	
1989	74	71	76	74	295	T59	2,902.50
1990	71	78			149	CUT	
1991	72	75			147	CUT	
1992	74	78			152	CUT	
1993	69	70	72	77	288	T52	5,771.43
1994	75	69	75	72	291	T74	4,725.00
1995	72	71	72	71	286	T6	104,250.00
1996	76	71			147	CUT	
1997	75	78			153	CUT	
<b>Total</b>							<b>\$168,048.93</b>

### Burke, Patrick (71.60)

Year	1st	2nd	3rd	4th	Total	Finish	Money
1996	72	71	69	66	278	T17	\$54,250.00
1997	80				80	W/D	
<b>Total</b>							<b>\$54,250.00</b>

### Burns, Bob (74.50)

Year	1st	2nd	3rd	4th	Total	Finish	Money
1995	83	75			158	CUT	
2001	76	83			159	CUT	
2003	74	70	72	78	294	T66	\$13,455.00
2004	67	72	72	72	283	T10	200,000.00
<b>Total</b>							<b>\$213,455.00</b>

## Career Individual Player Records (cont.)

### Burns, George (74.27)

Year	1st	2nd	3rd	4th	Total	Finish	Money
1976	68	70	76	69	283	T17	\$3,617.15
1977	72	77	76	72	297	T16	4,350.00
1978	79	75			154	CUT	
1979	72	66	76	83	297	T14	6,600.00
1980	68	74	71	74	287	T24	3,165.71
1981	76				76	W/D	
1982	67	73	75	73	288	T13	9,100.00
1983	78	74			152	CUT	
1984	81	74			155	CUT	
1985	74	76			150	CUT	
1986	71	73	75	80	299	75	1,710.00
1987	69	73	84	67	293	T65	2,080.00
1988	76	80			156	W/D	
1990	76	82			158	CUT	
<b>Total</b>							<b>\$30,622.86</b>

### Burroughs, Clark (72.25)

Year	1st	2nd	3rd	4th	Total	Finish	Money
1990	69	71	72	77	289	T16	\$20,362.50
<b>Total</b>							<b>\$20,362.50</b>

### Buttner, Bill (76.50)

Year	1st	2nd	3rd	4th	Total	Finish	Money
1990	77	76			153	CUT	
<b>Total</b>							

### Byman, Bob (75.50)

Year	1st	2nd	3rd	4th	Total	Finish	Money
1979	70	74	75	82	301	T35	\$1,847.50
1980	72	81			153	CUT	
1982	71	75	73	72	291	T22	4,800.00
1983	80	81			161	CUT	
<b>Total</b>							<b>\$6,647.50</b>

### Byrd, Jonathan (72.47)

Year	1st	2nd	3rd	4th	Total	Finish	Money
2003	72	74			146	CUT	
2004	73	75			148	CUT	
2005	73	68	73	75	289	T32	\$42,400.00
2006	72	77			149	CUT	
2007	74	71	71	69	285	T16	126,257.15
2008	76	71	72	75	294	T32	48,260.00
2009	67	72	71	78	288	T37	39,900.00
2010	73	75			148	CUT	
2011	71	73	72	69	285	T41	36,100.00
2012	68	70	72	72	282	T12	199,500.00
2013	74	75			149	CUT	
2014	72	74			146	CUT	
<b>Total</b>							<b>\$492,417.15</b>

### Byrum, Curt (71.78)

Year	1st	2nd	3rd	4th	Total	Finish	Money
1987	69	68	73	74	284	T32	\$5,414.29
1988	66	73	69	70	278	T3	65,000.00
1989	72	75			147	CUT	
1990	76	73			149	CUT	
1995	73	71	76	70	290	T18	39,120.00
1996	72	72			144	CUT	
<b>Total</b>							<b>\$109,534.29</b>

### Byrum, Tom (74.29)

Year	1st	2nd	3rd	4th	Total	Finish	Money
1987	76	68			144	CUT	
1988	76	75			151	CUT	
1989	72	72	74	78	296	T67	\$2,754.00
1990	78	81			159	CUT	
1991	75	76			151	CUT	
1998	79	75			154	CUT	
1999	76	72	80	74	302	70	10,000.00
2000	78	76			154	CUT	
2001	73	71	75	75	294	T55	13,680.00
2003	73	72			145	CUT	
2004	74	71	71	69	285	T16	116,000.00
2005	72	71	75	73	291	T46	21,394.28
<b>Total</b>							<b>\$163,828.28</b>

### Cabrera, Angel (72.40)

Year	1st	2nd	3rd	4th	Total	Finish	Money
2001	72	70	74	72	288	T26	\$44,400.00
2002	71	72	73	75	291	T36	26,437.50
2003	74	75			149	CUT	
2005	73	71			144	CUT	
2006	72	73			145	CUT	
2008	70	81			151	CUT	
2009	72	65	77	71	285	T14	147,250.00
2010	70	73			143	CUT	
2011	70	74	68	73	285	T41	36,100.00
2012	78				78	W/D	
2013	74	70	69	76	289	T55	21,280.00
2014	70	74	71	71	286	T38	38,000.00
2015	75				75	W/D	
<b>Total</b>							<b>\$313,467.50</b>

### Cabrera Bello, Rafa (70.83)

Year	1st	2nd	3rd	4th	Total	Finish	Money
2016	72	71			143	CUT	
2017	69	70	73	70	282	T4	\$462,000.00
<b>Total</b>							<b>\$462,000.00</b>

### Cadle, George (76.13)

Year	1st	2nd	3rd	4th	Total	Finish	Money
1975	73	69	76	77	295	T60	\$481.25
1976	74	75			149	CUT	
1977	76	77	74	76	303	T47	757.50
1978	81	89			170	CUT	
1979	77	77			154	CUT	
1980	74	75			149	CUT	
1981	78	79			157	CUT	
1982	74	74	74	74	296	T47	1,345.00
1984	76	78			154	CUT	
<b>Total</b>							<b>\$2,583.75</b>

### Calcavecchia, Mark (72.86)

Year	1st	2nd	3rd	4th	Total	Finish	Money
1987	73	69	73	73	288	T50	\$2,435.00
1988	70	75	76	76	297	T64	2,637.50
1989	74	73			147	CUT	
1990	67	75	68	69	279	2	162,000.00
1991	71	77			148	CUT	
1992	71	73	78	81	303	73	3,492.00
1993	71	73			144	CUT	
1994	70	72	69	72	283	T23	23,000.00
1995	74	75	71	70	290	T18	39,120.00
1996	67	68	75	70	280	T29	23,275.00
1997	67	75	71	75	288	T24	27,700.00
1998	69	75	68	69	281	4	192,000.00
1999	76	70	72	73	291	T10	107,142.86
2000	81	74			155	CUT	
2001	74	77			151	CUT	
2002	69	70	73	86	298	T69	11,940.00
2003	73	68	72	69	282	T11	133,250.00
2004	71	72	72	77	292	T66	16,240.00
2005	71	70	72	71	284	T12	156,800.00
2006	69	73	81	79	302	72	15,680.00
2007	82	74			156	CUT	
2008	76	75			151	CUT	
2010	73	74			147	CUT	
<b>Total</b>							<b>\$916,712.36</b>

## Career Individual Player Records (cont.)

### Caldwell, Rex (75.43)

Year	1st	2nd	3rd	4th	Total	Finish	Money
1977	75	74	79	69	297	T16	\$4,350.00
1978	75	76	80	78	309	T66	770.00
1979	70	76	78	74	298	T20	4,035.00
1980	73	77			150	CUT	
1981	72	75	73	78	298	T56	900.00
1982	77	78			155	CUT	
1983	71	81			152	CUT	
1984	75	75			150	CUT	
1985	76	80			156	CUT	
1986	77	70			147	CUT	
1989	78	73			151	CUT	
<b>Total</b>							<b>\$10,055.00</b>

### Calfee, Bill (75.33)

Year	1st	2nd	3rd	4th	Total	Finish	Money
1978	79	76			155	CUT	
1979	73	78			151	CUT	
1980	68	74	73	71	286	T22	\$4,320.00
1981	80	79			159	CUT	
1982	75	78			153	CUT	
<b>Total</b>							<b>\$4,320.00</b>

### Calvin, Roger (78.00)

Year	1st	2nd	3rd	4th	Total	Finish	Money
1981	76	80			156	CUT	
<b>Total</b>							

### Campbell, Chad (72.55)

Year	1st	2nd	3rd	4th	Total	Finish	Money
2003	72	66	71	70	279	T6	\$225,875.00
2004	75	69	71	74	289	T42	24,087.27
2005	72	72			144	CUT	
2006	70	72	79	80	301	T70	15,920.00
2007	79	78			157	CUT	
2008	73	72	77	68	290	T10	218,500.00
2009	75	71			146	CUT	
2010	75	69			144	CUT	
2011	73	71	69	69	282	T26	67,450.00
2012	72	75			147	CUT	
2013	71	72	74	70	287	T43	31,350.00
2016	68	71	78	70	287	T39	44,100.00
2017	74	75			149	CUT	
<b>Total</b>							<b>\$627,282.27</b>

### Campbell, Michael (73.68)

Year	1st	2nd	3rd	4th	Total	Finish	Money
1996	70	73	69	77	289	T71	\$6,895.00
2001	72	71	69	73	285	T15	102,000.00
2002	72	68	74	72	286	T11	138,000.00
2003	89				89	DQ	
2006	72	73			145	CUT	
2007	75	79			154	CUT	
2008	74	78			152	CUT	
<b>Total</b>							<b>\$246,895.00</b>

### Canipe, David (76.83)

Year	1st	2nd	3rd	4th	Total	Finish	Money
1989	72	76			148	CUT	
1991	76	74			150	CUT	
1992	85	78			163	W/D	
<b>Total</b>							

### Cantlay, Patrick (72.00)

Year	1st	2nd	3rd	4th	Total	Finish	Money
2017	69	70	72	77	288	T22	\$92,137.50
<b>Total</b>							<b>\$92,137.50</b>

### Carnevale, Mark (76.00)

Year	1st	2nd	3rd	4th	Total	Finish	Money
1993	72	77			149	CUT	
1995	80	75			155	CUT	
<b>Total</b>							

### Carter, Jim (73.68)

Year	1st	2nd	3rd	4th	Total	Finish	Money
1988	73	73	76	73	295	T58	\$2,787.50
1989	74	70	73	75	292	T45	3,952.80
1990	74	76			150	CUT	
1996	70	72	66	73	281	T33	17,718.75
1997	72	75			147	CUT	
1998	78	81			159	CUT	
1999	76	72	76	80	304	T71	9,700.00
2000	73	71	72	71	287	T13	112,500.00
2001	69	73	75	76	293	T50	14,472.00
2002	74	72	73	74	293	T49	14,430.00
2003	69	73	77	80	299	T69	13,065.00
<b>Total</b>							<b>\$188,626.05</b>

### Casey, Paul (72.59)

Year	1st	2nd	3rd	4th	Total	Finish	Money
2004	72	70	69	72	283	T10	\$200,000.00
2005	74	71			145	CUT	
2007	76	78			154	CUT	
2008	77	76			153	CUT	
2009	70	69	76	70	285	T14	147,250.00
2010	73	70			143	CUT	
2011	71	75			146	CUT	
2015	79				79	W/D	
2016	68	72	76	68	284	T23	93,450.00
2017	71	69	77	71	288	T22	92,137.50
<b>Total</b>							<b>\$532,837.50</b>

### Casper, Billy (74.07)

Year	1st	2nd	3rd	4th	Total	Finish	Money
1974	72	69	75	70	286	T24	\$1,970.84
1975	73	68	73	72	286	T15	4,000.00
1977	80	81			161	CUT	
1978	77	78			155	CUT	
1979	78	71			149	CUT	
<b>Total</b>							<b>\$5,970.84</b>

### Castro, Roberto (72.30)

Year	1st	2nd	3rd	4th	Total	Finish	Money
2013	63	78	71	71	283	T19	\$107,214.28
2014	72	74			146	CUT	
2017	71	71	76	76	294	T56	23,625.00
<b>Total</b>							<b>\$130,839.28</b>

### Cauley, Bud (75.00)

Year	1st	2nd	3rd	4th	Total	Finish	Money
2012	75	75			150	CUT	
2013	78	72			150	CUT	
<b>Total</b>							

### Cejka, Alex (72.52)

Year	1st	2nd	3rd	4th	Total	Finish	Money
2004	69	71	73	75	288	T33	\$39,644.44
2005	70	70	70	74	284	T12	156,800.00
2008	72	76			148	CUT	
2009	66	67	72	79	284	T9	237,500.00
2010	69	72	76	74	291	T58	20,805.00
2011	72	78			150	CUT	
2015	69	73	79	78	299	T74	19,200.00
2016	67	67	72	74	280	T9	283,500.00
2017	75	70	79		224	T79	18,900.00
<b>Total</b>							<b>\$776,349.44</b>

### Cerda, Antonio (77.31)

Year	1st	2nd	3rd	4th	Total	Finish	Money
1976	75	76			151	CUT	
1977	82				82	W/D	
1978	82	78			160	CUT	
1981	78	85			163	CUT	
1983	74	79			153	CUT	
1986	75	75			150	CUT	
1987	75	71			146	CUT	
<b>Total</b>							



## Career Individual Player Records (cont.)

### Cerrudo, Ron (75.10)

Year	1st	2nd	3rd	4th	Total	Finish	Money	
1975	74	73	74	70	291	T40	\$975.00	
1976	75	74			149	CUT		
1977	76	79	74	82	311	75		
<b>Total</b>								<b>\$975.00</b>

### Chaffee, Jon (76.50)

Year	1st	2nd	3rd	4th	Total	Finish	Money	
1981	78	75			153	CUT		
<b>Total</b>								

### Chalmers, Greg (73.17)

Year	1st	2nd	3rd	4th	Total	Finish	Money	
2000	71	75	69	71	286	T9	\$156,000.00	
2001	71	73	72	79	295	T58	13,080.00	
2002	76	82			158	CUT		
2003	75	78			153	CUT		
2010	70	69	70	76	285	T34	49,020.00	
2011	73	65	74	73	285	T41	36,100.00	
2012	72	76			148	CUT		
2013	68	73	68	77	286	T37	41,800.00	
2014	74	75			149	CUT		
2017	73	77			150	CUT		
<b>Total</b>								<b>\$296,000.00</b>

### Chamblee, Brandel (74.15)

Year	1st	2nd	3rd	4th	Total	Finish	Money	
1994	70	72	72	76	290	T69	\$4,950.00	
1995	81	78			159	CUT		
1996	73	75			148	CUT		
1997	73	76			149	CUT		
1998	72	73	76	70	291	T42	12,560.00	
1999	78	71			149	CUT		
2000	74	74	73	78	299	T66	12,120.00	
2001	75	75			150	CUT		
2002	74	69	78	72	293	T49	14,430.00	
<b>Total</b>								<b>\$44,060.00</b>

### Chancey, Jim (76.50)

Year	1st	2nd	3rd	4th	Total	Finish	Money	
1980	74	79			153	CUT		
<b>Total</b>								

### Chappell, Kevin (72.33)

Year	1st	2nd	3rd	4th	Total	Finish	Money	
2011	71	73	80	68	292	T69	\$19,000.00	
2012	74	78			152	CUT		
2013	69	66	78	79	292	T68	19,190.00	
2014	72	68	75	69	284	T26	69,500.00	
2015	77	72			149	CUT		
2016	71	67	70	69	277	2	1,134,000.00	
2017	72	72	73	73	290	T35	50,662.50	
<b>Total</b>								<b>\$1,292,352.50</b>

### Cheesman, Barry (75.83)

Year	1st	2nd	3rd	4th	Total	Finish	Money	
1999	73	74	73	79	299	T58	\$11,050.00	
2000	80	76			156	CUT		
<b>Total</b>								<b>\$11,050.00</b>

### Chen, T.C. (73.75)

Year	1st	2nd	3rd	4th	Total	Finish	Money	
1984	80	77			157	CUT		
1985	73	74			147	CUT		
1986	71	69	82	72	294	T67	\$1,818.00	
1987	71	69	73	74	287	T44	3,023.34	
1988	75	72			147	CUT		
1989	74	74			148	CUT		
<b>Total</b>								<b>\$4,841.34</b>

### Choi, K.J. (72.21)

Year	1st	2nd	3rd	4th	Total	Finish	Money	
2002	71	75	73	71	290	T28	\$38,212.50	
2003	78	73			151	CUT		
2004	67	79	69	74	289	T42	24,087.27	
2005	73	74			147	CUT		
2006	69	69	77	72	287	T16	124,000.00	
2007	71	74	70	71	286	T23	80,100.00	
2008	79	78			157	CUT		
2009	73	69	77		219	T71	18,430.00	
2010	69	68	72	76	285	T34	49,020.00	
2011	70	68	67	70	275	1	1,710,000.00	
2012	75	76			151	CUT		
2013	69	73	74	72	288	T48	23,614.29	
2014	74	70	72	65	281	T13	187,500.00	
2015	70	74	70	72	286	T42	31,400.00	
2016	73	68	73	74	288	T43	33,670.00	
2017	72	75			147	CUT		
<b>Total</b>								<b>\$2,320,034.06</b>

### Chopra, Daniel (72.75)

Year	1st	2nd	3rd	4th	Total	Finish	Money	
2005	68	70	73	79	290	T40	\$30,400.00	
2006	70	79			149	CUT		
2007	74	71	76	68	289	T44	26,010.00	
2008	72	72	73	78	295	T42	29,830.00	
2009	75	65	72	73	285	T14	147,250.00	
2010	78	69			147	CUT		
<b>Total</b>								<b>\$233,490.00</b>

### Christie, Michael (76.50)

Year	1st	2nd	3rd	4th	Total	Finish	Money	
1998	81	72			153	CUT		
<b>Total</b>								

### Cink, Stewart (72.56)

Year	1st	2nd	3rd	4th	Total	Finish	Money	
1998	71	73	74	73	291	T42	\$12,560.00	
1999	74	75			149	CUT		
2000	75	73	69	75	292	T33	32,400.00	
2001	78	79			157	CUT		
2002	73	74			147	CUT		
2003	69	71	73	75	288	T39	26,000.00	
2004	70	73	74	69	286	T22	80,000.00	
2005	70	68	73	78	289	T32	42,400.00	
2006	73	72			145	CUT		
2007	74	69	71	66	280	T3	522,000.00	
2008	71	75	73	73	292	T21	95,000.00	
2009	70	73	77		220	T76	17,765.00	
2010	73	70			143	CUT		
2011	70	72	69	70	281	T19	107,214.29	
2012	71	72	78	72	293	T64	19,855.00	
2013	76	73			149	CUT		
2014	70	70	70	76	286	T38	38,000.00	
2015	76	72			148	CUT		
<b>Total</b>								<b>\$993,194.29</b>

### Claar, Brian (72.00)

Year	1st	2nd	3rd	4th	Total	Finish	Money	
1987	81	67			148	CUT		
1991	70	69	69	79	287	T41	\$5,064.72	
1992	74	70	72	73	289	T49	4,442.40	
1993	72	69	74	69	284	T28	16,625.00	
1994	68	76	72	72	288	T55	5,600.00	
1995	74	70	71	73	288	T11	69,000.00	
1996	72	72			144	CUT		
<b>Total</b>								<b>\$100,732.12</b>

## Career Individual Player Records (cont.)

### Clampett, Bobby (73.78)

Year	1st	2nd	3rd	4th	Total	Finish	Money
1981	75	73	71	70	289	T12	\$7,371.43
1982	73	72	78	75	298	T56	1,115.00
1983	69	72	70	77	288	T10	17,500.00
1984	73	75	79	73	300	T64	1,688.00
1985	74	70	76	78	298	73	1,746.00
1986	74	76			150	CUT	
1987	74	70			144	CUT	
1988	73	72	73	78	296	T60	2,725.00
1989	73	76			149	CUT	
1992	76	73			149	CUT	
<b>Total</b>							<b>\$32,145.43</b>

### Clark II, Michael (75.50)

Year	1st	2nd	3rd	4th	Total	Finish	Money
2001	73	75			148	CUT	
2002	73	81			154	CUT	
<b>Total</b>							

### Clark, Tim (72.64)

Year	1st	2nd	3rd	4th	Total	Finish	Money
2003	69	72	69	74	284	T21	\$65,000.00
2004	73	77			150	CUT	
2005	77	70			147	CUT	
2006	77	72			149	CUT	
2007	73	72	67	81	293	T68	18,090.00
2008	77	82			159	CUT	
2009	72	69	74	69	284	T9	237,500.00
2010	68	71	66	67	272	1	1,710,000.00
2011	74				74	W/D	
2012	71	70	71	73	285	T25	66,547.50
2013	72	76			148	CUT	
2014	71	81			152	CUT	
<b>Total</b>							<b>\$2,097,137.50</b>

### Clarke, Darren (73.22)

Year	1st	2nd	3rd	4th	Total	Finish	Money
1998	74	79			153	CUT	
1999	77	70	79	78	304	T71	\$9,700.00
2000	72	79			151	CUT	
2001	75	70	72	71	288	T26	44,400.00
2002	76	73			149	CUT	
2003	71	70	67	71	279	T6	225,875.00
2004	71	74	73	69	287	T26	56,800.00
2005	73	70	73	79	295	T63	16,800.00
2006	73	70	72	73	288	T20	100,000.00
2014	76	73			149	CUT	
<b>Total</b>							<b>\$453,575.00</b>

### Claxton, Will (75.50)

Year	1st	2nd	3rd	4th	Total	Finish	Money
2013	77	74			151	CUT	
<b>Total</b>							

### Clearwater, Keith (72.58)

Year	1st	2nd	3rd	4th	Total	Finish	Money
1987	73	70	71	68	282	T20	\$11,650.00
1988	72	77			149	CUT	
1989	65	76	74	76	291	T41	5,130.00
1991	72	72	70	69	283	T15	25,600.00
1992	72	73			145	CUT	
1993	73	70			143	CUT	
1994	70	72	70	76	288	T55	5,600.00
1995	81	80			161	CUT	
<b>Total</b>							<b>\$47,980.00</b>

### Clements, Lennie (73.39)

Year	1st	2nd	3rd	4th	Total	Finish	Money
1982	76	79			155	CUT	
1983	73	70	74	74	291	T19	\$8,785.00
1984	72	76	77	77	302	70	1,600.00
1986	72	73			145	CUT	
1987	74	67	72	74	287	T44	3,023.33
1988	74	71	71	73	289	T42	4,625.00
1989	74	73			147	CUT	
1994	68	71	74	71	284	T27	16,640.63
1995	71	71	76	72	290	T18	39,120.00
1996	75	69			144	CUT	
1997	74	75			149	CUT	
1998	78	81			159	CUT	
<b>Total</b>							<b>\$73,793.96</b>

### Coceres, Jose (73.85)

Year	1st	2nd	3rd	4th	Total	Finish	Money
2003	76				76	W/D	
2005	73	70	78	82	303	81	\$14,240.00
2007	73	70	68	70	281	5	360,000.00
2008	72	75	71	82	300	T66	19,570.00
<b>Total</b>							<b>\$393,810.00</b>

### Cochran, Russ (73.76)

Year	1st	2nd	3rd	4th	Total	Finish	Money
1984	72	74	76	72	294	T44	\$2,361.15
1985	76	74			150	CUT	
1986	73	74			147	CUT	
1987	72	70	76	72	290	60	2,200.00
1988	74	75			149	CUT	
1989	78	74			152	CUT	
1990	74	77			151	CUT	
1991	66	78	79		223	W/D	
1992	71	73	72	73	289	T49	4,442.40
1993	67	72	71	73	283	27	19,250.00
1994	70	73	78	69	290	T69	4,950.00
1995	75	77			152	CUT	
1997	67	74	72	72	285	T10	84,000.00
1998	72	79			151	CUT	
1999	76	70	79	79	304	T71	9,700.00
2000	77	73	71	77	298	T61	12,840.00
2001	74	80			154	CUT	
<b>Total</b>							<b>\$139,743.55</b>

### Colbert, Jim (73.49)

Year	1st	2nd	3rd	4th	Total	Finish	Money
1974	75	73			148	CUT	
1975							
1976	72	72	74	70	288	T43	\$911.25
1977	73	88			161	CUT	
1978	74	74	74	72	294	8	8,850.00
1979	73	72	76	78	299	T28	2,720.00
1980	71	73	69	71	284	T14	6,400.00
1981	78	69	69	71	287	T4	15,750.00
1982	74	78			152	CUT	
1983	72	77	83	73	305	66	1,456.00
1984	74	75	72	68	289	T20	8,666.67
1985	71	73	74	73	291	T33	4,654.29
1986	73	70	73	71	287	T21	7,627.50
1987	75				75	W/D	
<b>Total</b>							<b>\$57,035.71</b>

## Career Individual Player Records (cont.)

### Cole, Bobby (74.76)

Year	1st	2nd	3rd	4th	Total	Finish	Money
1975	74	72	75	74	295	T60	\$481.25
1976	77	68	75	72	292	T70	112.50
1977	78	78			156	CUT	
1978	72	79	81	71	303	T46	975.00
1979	71	75	77	79	302	T43	1,248.00
1981	75				75	W/D	
1982	72	75	72	75	294	T35	2,412.33
1983	86	79			165	CUT	
1987	70	70	71	75	286	T41	3,900.00
<b>Total</b>							<b>\$9,129.08</b>

### Collins, Chad (75.00)

Year	1st	2nd	3rd	4th	Total	Finish	Money
2010	75	79			154	CUT	
2011	74	74			148	CUT	
2016	75	73			148	CUT	
<b>Total</b>							

### Collins, Tim (74.50)

Year	1st	2nd	3rd	4th	Total	Finish	Money
1974	69	76	76	74	295	T65	\$425.00
1975	75	71	80	75	301	T72	
<b>Total</b>							<b>\$425.00</b>

### Compton, Erik (72.25)

Year	1st	2nd	3rd	4th	Total	Finish	Money
2013	80	70			150	CUT	
2014	72	70	74	69	285	T34	\$52,750.00
2015	74	70	72	68	284	T30	58,125.00
2016	77	71			148	CUT	
<b>Total</b>							<b>\$110,875.00</b>

### Connell, Michael (75.50)

Year	1st	2nd	3rd	4th	Total	Finish	Money
2011	73	78			151	CUT	
<b>Total</b>							

### Conner, Frank (74.35)

Year	1st	2nd	3rd	4th	Total	Finish	Money
1975							
1978	75	74	75	78	302	T42	\$1,082.50
1979	73	78			151	CUT	
1980	74	76			150	CUT	
1981	74	72	70	72	288	T8	11,200.00
1982	73	82			155	CUT	
1983	73	75	75	74	297	T43	2,244.67
1984	78	73			151	CUT	
1985	73	74			147	CUT	
1986	70	73	77	72	292	T58	1,971.00
<b>Total</b>							<b>\$16,498.17</b>

### Coody, Charles (73.53)

Year	1st	2nd	3rd	4th	Total	Finish	Money
1974	67	71	71	72	281	T9	\$6,250.00
1975	73	70	68	78	289	T29	1,625.00
1976	72	68	75	69	284	T24	2,510.00
1977	75	79	72	80	306	T61	562.50
1978	73	76	74	80	303	T46	975.00
1979	71	76	77	77	301	T35	1,847.50
1980	69	75	69	71	284	T14	6,400.00
1981	74	74	75	70	293	T29	2,600.00
1982	81	74			155	CUT	
1983	76	72	79	71	298	T49	1,727.60
<b>Total</b>							<b>\$24,497.60</b>

### Cook, John (72.77)

Year	1st	2nd	3rd	4th	Total	Finish	Money
1981	76	76			152	CUT	
1982	72	75	73	75	295	T41	\$1,800.00
1983	69	70	71	75	285	T3	36,400.00
1984	71	76	73	74	294	T44	2,361.15
1985	70	77			147	CUT	
1986	71	73	70	68	282	T7	28,050.00
1987	72	72			144	CUT	
1988	74	79			153	CUT	
1989	72	77			149	CUT	
1991	71	73	69	65	278	T3	83,200.00
1992	76	69			145	CUT	
1993	77	74			151	CUT	
1994	70	71	72	70	283	T23	23,000.00
1995	71	73	78		222	W/D	
1996	73	71			144	CUT	
1997	73	69	72	73	287	T22	37,800.00
1998	71	73	71	70	285	T13	77,333.34
1999	78	69	78	74	299	T58	11,050.00
2000	74	77			151	CUT	
2001	71	72	75	76	294	T55	13,680.00
2002	76	71			147	CUT	
2003	72	71	73		216	W/D	
<b>Total</b>							<b>\$314,674.49</b>

### Couch, Chris (71.71)

Year	1st	2nd	3rd	4th	Total	Finish	Money
2007	77	75			152	CUT	
2010	74	68	67	72	281	T17	\$133,000.00
2011	71	72	71	73	287	T50	23,132.50
2012	72	71	71	70	284	T23	95,000.00
<b>Total</b>							<b>\$251,132.50</b>

### Couples, Fred (72.56)

Year	1st	2nd	3rd	4th	Total	Finish	Money
1982	79	80			159	CUT	
1983	81	84			165	CUT	
1984	71	64	71	71	277	1	\$144,000.00
1985	73	72	74	74	293	T49	2,199.00
1986	77	80			157	CUT	
1987	72	72			144	CUT	
1988	72	72	71	68	283	T23	11,500.00
1989	68	70	71	73	282	T4	59,400.00
1990	69	81			150	CUT	
1991	70	74	69	72	285	T23	14,720.00
1992	73	71	63	74	281	T13	33,750.00
1993	68	69	75	74	286	T39	9,750.00
1995	73	72	73	74	292	T29	19,500.00
1996	66	72	68	64	270	1	630,000.00
1997	71	74	71	69	285	T10	84,000.00
1998	67	73	73	78	291	T42	12,560.00
1999	77	71	73	68	289	T4	220,000.00
2000	77	73	73	69	292	T33	32,400.00
2001	71	75	70	79	295	T58	13,080.00
2002	78	74			152	CUT	
2003	67	71	69	74	281	10	175,500.00
2004	74	78			152	CUT	
2005	74	72			146	CUT	
2006	69	73	75	74	291	35	43,200.00
2008	70	72	77	72	291	T15	147,250.00
2009	80	71			151	CUT	
<b>Total</b>							<b>\$1,652,809.00</b>

### Courtney, Charles (74.25)

Year	1st	2nd	3rd	4th	Total	Finish	Money
1974	72	75			147	CUT	
1975							
1976	73	77			150	CUT	
<b>Total</b>							

## Career Individual Player Records (cont.)

### Crampton, Bruce (70.92)

Year	1st	2nd	3rd	4th	Total	Finish	Money	
1974	69	68	72	67	276	3	\$17,750.00	
1975	75	72	69	74	290	T34	1,262.50	
1976	75	69	68	73	285	T27	2,040.00	
<b>Total</b>								<b>\$21,052.50</b>

### Crane, Ben (72.10)

Year	1st	2nd	3rd	4th	Total	Finish	Money	
2003	79	68			147	CUT		
2004	71	72	71	78	292	T66	\$16,240.00	
2006	68	74	77	73	292	T36	40,200.00	
2008	70	72	75	72	289	T6	307,562.50	
2009	65	73	72	72	282	T5	346,750.00	
2010	67	69	68	72	276	T4	358,150.00	
2011	68	76	71	71	286	T45	27,816.00	
2012	67	78			145	CUT		
2013	69	71	72	69	281	T8	237,500.00	
2014	76	75			151	CUT		
2015	71	76			147	CUT		
2017	71	75	78		224	T79	18,900.00	
<b>Total</b>								<b>\$1,353,118.50</b>

### Crawford, Richard (75.33)

Year	1st	2nd	3rd	4th	Total	Finish	Money	
1974	70	71	70	78	289	T39	\$1,025.00	
1975	76	77			155	CUT		
1976	80	75			155	CUT		
1977	79				79	DQ		
<b>Total</b>								<b>\$1,025.00</b>

### Crenshaw, Ben (73.09)

Year	1st	2nd	3rd	4th	Total	Finish	Money	
1974	72	71	74	72	289	T39	\$1,025.00	
1975	73	72	74	75	294	T55	537.60	
1976	72	70	77	73	292	T70	112.50	
1977	79	79			158	CUT		
1978	70	71	77	74	292	T4	11,700.00	
1979	74	75			149	CUT		
1980	71	73	69	66	279	2	43,200.00	
1981	74	73	77	76	300	T63	848.00	
1982	75	74			149	CUT		
1983	70	74	69	75	288	T10	17,500.00	
1984	74	73	73	70	290	T26	6,160.00	
1985	72	71	73	75	291	T33	4,654.28	
1986	73	71	73	74	291	T54	2,061.00	
1987	70	68	66	75	279	T9	27,000.00	
1988	69	71	69	72	281	T11	26,500.00	
1989	67	72	70	76	285	T11	31,050.00	
1990	74	75			149	CUT		
1991	73	75			148	CUT		
1992	70	72	73	70	285	T29	11,445.00	
1993	70	76			146	CUT		
1994	72	72	68	70	282	T19	31,375.00	
1995	75	76			151	CUT		
1996	70	73	71	76	290	T73	6,685.00	
1997	81	79			160	CUT		
1998	69	81			150	CUT		
1999	76	74			150	CUT		
2000	78	80			158	CUT		
2001	78	78			156	CUT		
<b>Total</b>								<b>\$221,853.38</b>

### Curl, Rod (76.29)

Year	1st	2nd	3rd	4th	Total	Finish	Money	
1975	76	73			149	CUT		
1976	73	74			147	CUT		
1977	74	84			158	CUT		
1978	75	78	82	76	311	T73	\$750.00	
1979	75	74			149	CUT		
1980	69	80			149	CUT		
1981	82	80			162	CUT		
1982	72				72	W/D		
<b>Total</b>								<b>\$750.00</b>

### Currán, Jon (71.75)

Year	1st	2nd	3rd	4th	Total	Finish	Money	
2016	70	71	79	67	287	T39	\$44,100.00	
<b>Total</b>								<b>\$44,100.00</b>

### Curtis, Ben (72.91)

Year	1st	2nd	3rd	4th	Total	Finish	Money	
2004	75	73			148	CUT		
2005	72	73			145	CUT		
2006	73	80			153	CUT		
2007	76	78			154	CUT		
2008	74	72	71	78	295	T42	\$29,830.00	
2009	71	72	69	74	286	T22	79,325.00	
2010	71	68	75	79	293	T66	19,665.00	
2011	71	73	70	73	287	T50	23,132.50	
2012	68	71	70	68	277	T2	627,000.00	
2013	69	72	80	74	295	T75	17,955.00	
<b>Total</b>								<b>\$796,907.50</b>

### Daley, Joe (77.50)

Year	1st	2nd	3rd	4th	Total	Finish	Money	
2013	78	77			155	CUT		
<b>Total</b>								

### Dalpos, Rick (74.00)

Year	1st	2nd	3rd	4th	Total	Finish	Money	
1987	73	75			148	CUT		
<b>Total</b>								

### Daly, John (73.81)

Year	1st	2nd	3rd	4th	Total	Finish	Money	
1991	73	81			154	CUT		
1992	68	75	78	80	301	T72	\$3,528.00	
1993	79	66			145	CUT		
1994	74	80			154	CUT		
1996	68	70	69	72	279	T19	35,735.00	
1997	76				76	W/D		
1998	71	70	76	69	286	T16	66,000.00	
1999	83				83	W/D		
2000	77	73	74	71	295	T48	15,264.00	
2001	73	78			151	CUT		
2002	76	71			147	CUT		
2003	70	70	72	80	292	T56	14,495.00	
2004	69	73	76	80	298	T79	14,560.00	
2005	73	72			145	CUT		
2006	70	73	74	77	294	T45	22,020.00	
<b>Total</b>								<b>\$171,602.00</b>

### Damron, Robert (73.83)

Year	1st	2nd	3rd	4th	Total	Finish	Money	
1997	69	72	78	75	294	T53	\$7,953.75	
1998	71	76			147	CUT		
1999	74	72	76	76	298	T52	11,600.00	
2000	78	70	66	70	284	T3	270,600.00	
2001	76	72			148	CUT		
2002	74	71	80	75	300	T74	11,520.00	
2003	76	75			151	CUT		
2004	76	73			149	CUT		
2005	72	71	76	76	295	T63	16,800.00	
2006	71	78			149	CUT		
<b>Total</b>								<b>\$318,473.75</b>

### Davis, Brian (72.26)

Year	1st	2nd	3rd	4th	Total	Finish	Money	
2004	77	74			151	CUT		
2006	70	73	73	72	288	T20	\$100,000.00	
2007	71	80			151	CUT		
2008	77	75			152	CUT		
2009	71	69	71	71	282	T5	346,750.00	
2010	72	71			143	CUT		
2011	69	69	73	71	282	T26	67,450.00	
2012	68	70	72	75	285	T25	66,547.50	
2013	78	66	75	75	294	T72	18,430.00	
2014	72	67	73	68	280	T11	240,000.00	
2015	75	74			149	CUT		
<b>Total</b>								<b>\$839,177.50</b>

## Career Individual Player Records (cont.)

### Davis, Rodger (74.25)

Year	1st	2nd	3rd	4th	Total	Finish	Money
1987	73	70	76	76	295	68	\$2,040.00
1988	74	77			151	CUT	
1992	73	75			148	CUT	
<b>Total</b>							<b>\$2,040.00</b>

### Dawson, Marco (72.25)

Year	1st	2nd	3rd	4th	Total	Finish	Money
1993	68	73	75	71	287	T46	\$6,800.00
1994	75	76			151	CUT	
1996	72	71	69	69	281	T33	17,718.75
1997	74	74			148	CUT	
<b>Total</b>							<b>\$24,518.75</b>

### Day, Glen (73.33)

Year	1st	2nd	3rd	4th	Total	Finish	Money
1995	80	73			153	CUT	
1996	74	72			146	CUT	
1997	70	72	76	77	295	61	\$7,630.00
1998	66	73	70	71	280	T2	352,000.00
1999	79	77			156	CUT	
2000	77	77			154	CUT	
2001	78	76			154	CUT	
2002	71	75	73	72	291	T36	26,437.50
2003	72	67	73	73	285	T27	47,125.00
2004	71	75	67	73	286	T22	80,000.00
<b>Total</b>							<b>\$513,192.50</b>

### Day, Jason (71.41)

Year	1st	2nd	3rd	4th	Total	Finish	Money
2010	74	72			146	CUT	
2011	69	70	72	68	279	T6	\$287,375.00
2012	73	72			145	CUT	
2013	69	75	71	68	283	T19	107,214.29
2015	69	81			150	CUT	
2016	63	66	73	71	273	1	1,890,000.00
2017	70	72	73	80	295	T60	22,680.00
<b>Total</b>							<b>\$2,307,269.29</b>

### de Jonge, Brendon (72.50)

Year	1st	2nd	3rd	4th	Total	Finish	Money
2010	70	77			147	CUT	
2011	81	73			154	CUT	
2012	69	71	72	71	283	T15	\$137,987.50
2013	72	69	70	71	282	T15	156,750.00
2014	69	74	75	76	294	70	20,000.00
2015	73	71	71	74	289	T63	21,200.00
2016	71	67	76	77	291	T57	23,100.00
<b>Total</b>							<b>\$359,037.50</b>

### DeLaet, Graham (72.72)

Year	1st	2nd	3rd	4th	Total	Finish	Money
2012	71	73	76	76	296	T70	\$18,905.00
2013	71	70	74	69	284	T26	67,450.00
2014	69	77			146	CUT	
2015	75	69	70	74	288	T56	22,200.00
2016	70	77			147	CUT	
2017	74	74			148	CUT	
<b>Total</b>							<b>\$108,555.00</b>

### Delsing, Jay (73.58)

Year	1st	2nd	3rd	4th	Total	Finish	Money
1985	79	76			155	CUT	
1986	73	73			146	CUT	
1987	73	76			149	CUT	
1990	80	75			155	CUT	
1991	71	71	71	69	282	T13	\$32,000.00
1992	75	70			145	CUT	
1993	69	74			143	CUT	
1994	67	73	71	73	284	T27	16,640.62
1995	82	72			154	CUT	
1996	71	75			146	CUT	
2000	76	78			154	CUT	
<b>Total</b>							<b>\$48,640.62</b>

### Dennis, Clark (75.63)

Year	1st	2nd	3rd	4th	Total	Finish	Money
1990	75	81			156	CUT	
1995	78	71	77	72	298	T61	\$6,390.00
1999	75	76			151	CUT	
<b>Total</b>							<b>\$6,390.00</b>

### Dent, Jim (74.53)

Year	1st	2nd	3rd	4th	Total	Finish	Money
1974							
1975	71	78			149	CUT	
1976	70	73	75	70	288	T43	\$911.25
1977	75	79	79	74	307	T65	502.50
1978	74	81			155	CUT	
1979	75	74			149	CUT	
1980	77	83			160	CUT	
1981	69	74	77	74	294	T34	2,160.00
1982	73	73	78	71	295	T41	1,800.00
1983	75	75			150	T68	1,379.00
1984	76	74			150	CUT	
1985	71	74	74	69	288	T17	12,600.00
<b>Total</b>							<b>\$19,352.75</b>

### Devlin, Bruce (74.50)

Year	1st	2nd	3rd	4th	Total	Finish	Money
1974	73	72	75	69	289	T39	\$1,025.00
1975	73	73	73	79	298	69	387.00
1976	74	71	73	70	288	T43	911.25
1977	69	79	72	72	292	T3	17,700.00
1978	76	81			157	CUT	
1980	74	76			150	CUT	
1981	81	78			159	CUT	
1982	72	78			150	CUT	
1983	76	78			154	CUT	
<b>Total</b>							<b>\$20,023.25</b>

### Dickson, Bob (72.93)

Year	1st	2nd	3rd	4th	Total	Finish	Money
1974	74	78			152	CUT	
1975	67	69	72	73	281	T4	\$10,333.33
1976	74	70	70	69	283	T17	3,617.15
1977	73	79	77	76	305	T59	607.50
<b>Total</b>							<b>\$14,557.98</b>

### Diehl, Terry (75.13)

Year	1st	2nd	3rd	4th	Total	Finish	Money
1975	73	78			151	CUT	
1976	73	74			147	CUT	
1977	73	77	73	75	298	T20	\$3,180.00
1978	78	77			155	CUT	
1979	76	76			152	CUT	
1980	73	75	82	71	301	77	750.00
1981	74	78			152	CUT	
1982	73	82			155	CUT	
1983	73	71	75	73	292	T23	6,440.00
<b>Total</b>							<b>\$10,370.00</b>

### Dillard, Andy (72.67)

Year	1st	2nd	3rd	4th	Total	Finish	Money
1986	71	76			147	CUT	
1987	70	73	73	73	289	T54	\$2,270.00
<b>Total</b>							<b>\$2,270.00</b>



## Career Individual Player Records (cont.)

### DiMarco, Chris (73.53)

Year	1st	2nd	3rd	4th	Total	Finish	Money
1995	79	79			158	CUT	
1999	74	72	76	75	297	T46	\$13,600.00
2000	76	75			151	CUT	
2001	74	73	74	73	294	T55	13,680.00
2002	66	75	74	76	291	T36	26,437.50
2003	77	67	70	70	284	T21	65,000.00
2004	74	77			151	CUT	
2005	73	74			147	CUT	
2007	68	74	69	73	284	T12	182,250.00
2008	71	73	78	75	297	T54	21,280.00
2012	73	73			146	CUT	
<b>Total</b>							<b>\$322,247.50</b>

### Dodds, Trevor (76.00)

Year	1st	2nd	3rd	4th	Total	Finish	Money
1994	78	69			147	CUT	
1998	76	76			152	CUT	
1999	75	77			152	CUT	
2000	78	79			157	CUT	
<b>Total</b>							

### Donaldson, Jamie (71.75)

Year	1st	2nd	3rd	4th	Total	Finish	Money
2014	74	67	74	71	286	T38	\$38,000.00
2015	70	72	71	67	280	T8	270,000.00
<b>Total</b>							<b>\$308,000.00</b>

### Donald, Luke (71.75)

Year	1st	2nd	3rd	4th	Total	Finish	Money
2003	74	76			150	CUT	
2004	72	76			148	CUT	
2005	66	68	70	76	280	T2	\$597,333.33
2006	73	74			147	CUT	
2007	74	72	65	74	285	T16	126,257.14
2008	75	72	74	72	293	T27	67,450.00
2009	74	70	71	73	288	T37	39,900.00
2010	67	69	72	75	283	T26	68,875.00
2011	69	67	71	71	278	T4	418,000.00
2012	72	69	72	66	279	6	342,000.00
2013	72	69	73	69	283	T19	107,214.29
2014	73	69	75	69	286	T38	38,000.00
2015	77	76			153	CUT	
2016	70	74			144	CUT	
2017	74	73			147	CUT	
<b>Total</b>							<b>\$1,805,029.76</b>

### Donald, Mike (73.75)

Year	1st	2nd	3rd	4th	Total	Finish	Money
1981	83	83			166	CUT	
1982	70	80			150	CUT	
1983	78	76			154	CUT	
1984	80	72			152	CUT	
1985	71	71	77	74	293	T49	\$2,199.00
1986	73	71	72	73	289	T40	3,240.00
1987	78	69			147	CUT	
1988	70	74	75	74	293	T54	2,875.00
1989	68	72	73	75	288	T21	12,673.12
1990	76	71	72	72	291	T29	9,332.15
1991	71	72	74	72	289	T57	3,552.00
1993	71	72			143	CUT	
<b>Total</b>							<b>\$33,871.27</b>

### Dougherty, Ed (74.23)

Year	1st	2nd	3rd	4th	Total	Finish	Money
1975	72	75	73	77	297	T67	\$406.50
1976	75	72			147	CUT	
1977	73	79	73	76	301	T34	1,515.00
1978	78	85			163	CUT	
1980	75	75			150	CUT	
1982	77	71	79	73	300	T65	1,030.00
1988	73	75			148	CUT	
1991	71	70	69	76	286	T27	9,394.28
1992	73	71	75	71	290	T54	4,086.00
1993	69	71	76	74	290	T61	5,375.00
1994	71	74			145	CUT	
1996	81				81	W/D	
<b>Total</b>							<b>\$21,806.78</b>

### Douglass, Bruce (74.88)

Year	1st	2nd	3rd	4th	Total	Finish	Money
1981	73	76	79	76	304	T71	\$792.00
1982	77	69	73	76	295	T41	1,800.00
<b>Total</b>							<b>\$2,592.00</b>

### Douglass, Dale (74.19)

Year	1st	2nd	3rd	4th	Total	Finish	Money
1974	70	75	70	72	287	T30	\$1,587.50
1975	75	71	74	73	293	T50	600.00
1976	68	70	73	73	284	T24	2,510.00
1977	79	87			166	CUT	
1979	79	78			157	CUT	
<b>Total</b>							<b>\$4,697.50</b>

### Driscoll, James (73.00)

Year	1st	2nd	3rd	4th	Total	Finish	Money
2006	71	72	70	77	290	T27	\$53,250.00
2010	71	71	77	70	289	T52	22,277.50
2012	73	79			152	CUT	
2013	75	68	70	71	284	T26	67,450.00
2014	75	78			153	CUT	
<b>Total</b>							<b>\$142,977.50</b>

### Dufner, Jason (72.28)

Year	1st	2nd	3rd	4th	Total	Finish	Money
2009	67	70	77	73	287	T32	\$53,770.00
2010	73	72			145	CUT	
2011	69	70	68	72	279	T6	287,375.00
2012	73	71	76	75	295	T68	19,285.00
2013	71	67	72	80	290	T62	20,235.00
2014	69	74	72	72	287	T48	24,072.73
2015	73	73			146	CUT	
2016	70	66	80	73	289	T49	25,914.00
2017	73	71	77	74	295	T60	22,680.00
<b>Total</b>							<b>\$453,331.73</b>

### Duke, Ken (72.40)

Year	1st	2nd	3rd	4th	Total	Finish	Money
2007	76	72	70	70	288	T37	\$38,700.00
2008	72	75	76	74	297	T54	21,280.00
2009	70	75			145	CUT	
2012	73	74			147	CUT	
2013	71	76			147	CUT	
2014	72	74			146	CUT	
2016	74	67	65	72	278	T3	504,000.00
<b>Total</b>							<b>\$563,980.00</b>

### Dunahey, Doug (75.50)

Year	1st	2nd	3rd	4th	Total	Finish	Money
2001	75	76			151	CUT	
<b>Total</b>							

### Dunaway, Skip (74.50)

Year	1st	2nd	3rd	4th	Total	Finish	Money
1981	78	72	74	74	298	T56	\$900.00
<b>Total</b>							<b>\$900.00</b>

## Career Individual Player Records (cont.)

### Dunlap, Scott (72.50)

Year	1st	2nd	3rd	4th	Total	Finish	Money
1997	75	76			151	CUT	
2000	73	70	71	70	284	T3	\$270,600.00
2001	70	73	73	69	285	T15	102,000.00
2002	78	72			150	CUT	
<b>Total</b>							<b>\$372,600.00</b>

### Durant, Joe (73.08)

Year	1st	2nd	3rd	4th	Total	Finish	Money
1997	73	78			151	CUT	
1998	75	81			156	CUT	
1999	74	74	78	79	305	76	\$9,400.00
2001	73	73	67	70	283	T10	156,000.00
2002	73	74			147	CUT	
2003	75	67	75	76	293	T62	13,845.00
2004	74	71	72	74	291	T58	17,360.00
2005	69	65	71	76	281	5	320,000.00
2006	69	72	75	76	292	T36	40,200.00
2007	76	71	69	71	287	T28	56,100.00
2011	73	72			145	CUT	
<b>Total</b>							<b>\$612,905.00</b>

### Duval, David (72.68)

Year	1st	2nd	3rd	4th	Total	Finish	Money
1995	78	78			156	CUT	
1996	70	66	68	71	275	T4	\$137,812.50
1997	74	69	74	74	291	T43	11,550.00
1998	69	77	70	71	287	T18	48,685.71
1999	69	69	74	73	285	1	900,000.00
2000	75	73	70	69	287	T13	112,500.00
2002	68	75	72	75	290	T28	38,212.50
2003	76	72			148	CUT	
2005	76	79			155	CUT	
2006	71	80			151	CUT	
2011	70	76			146	CUT	
<b>Total</b>							<b>\$1,248,760.71</b>

### Dyson, Simon (76.00)

Year	1st	2nd	3rd	4th	Total	Finish	Money
2012	76				76	W/D	
<b>Total</b>							

### Eastwood, Bob (73.56)

Year	1st	2nd	3rd	4th	Total	Finish	Money
1974	71	72	73	77	293	T58	\$500.00
1975	75	70	79	72	296	T64	437.34
1976	72	71	78	72	293	T74	
1977	73	78	75	74	300	T28	1,995.00
1978	79	72	82	72	305	T52	910.00
1979	72	74	76	84	306	T60	864.00
1980	73	75	70	71	289	T39	1,760.00
1981	77	78			155	CUT	
1982	69	72	74	75	290	T19	6,500.00
1983	69	75	71	69	284	2	75,600.00
1984	74	72	77	76	299	T62	1,720.00
1985	79	69			148	CUT	
1986	72	74			146	CUT	
1987	67	73	74	75	289	T54	2,270.00
1988	70	72	72	73	287	T34	6,907.50
1989	76	73			149	CUT	
1990	69	79			148	CUT	
1991	66	74	71	73	284	T20	19,306.67
<b>Total</b>							<b>\$118,770.51</b>

### Edwards, Danny (73.80)

Year	1st	2nd	3rd	4th	Total	Finish	Money
1975	73	72	73	78	296	T64	\$437.33
1976	74	75			149	CUT	
1977	75	76	70	77	298	T20	3,180.00
1978	75	73	75	75	298	T20	2,892.86
1979	69	79			148	CUT	
1980	68	74	72	69	283	T8	10,400.00
1981	72	68	78	73	291	25	3,520.00
1982	76	76			152	CUT	
1983	70	77	73	73	293	T27	4,970.00
1984	76	72	78	79	305	71	1,584.00
1985	74	72	70	81	297	T69	1,791.00
1986	68	72	74	73	287	T21	7,627.50
1987	70	76			146	CUT	
1988	78	74			152	CUT	
<b>Total</b>							<b>\$36,402.69</b>

### Edwards, David (72.95)

Year	1st	2nd	3rd	4th	Total	Finish	Money
1979	74	74			148	CUT	
1980	75	73	80	79	307	79	\$750.00
1981	77	75			152	CUT	
1982	74	81			155	CUT	
1983	72	75	73	75	295	T35	3,304.86
1984	73	71	78	66	288	T15	12,800.00
1985	73	76			149	CUT	
1986	67	69	76	74	286	T19	12,150.00
1987	70	70	70	74	284	T32	5,414.29
1988	73	71	71	76	291	T48	3,275.00
1989	71	73	69	75	288	T21	12,673.12
1990	68	73	75	76	292	T36	6,307.50
1991	71	73	70	73	287	T41	5,064.73
1992	69	72	71	74	286	T35	8,874.00
1993	69	70	71	77	287	T46	6,800.00
1994	69	70	72	76	287	T51	5,962.50
1995	74	80			154	CUT	
1996	70	75			145	CUT	
1997	67	70	76	73	286	T14	54,250.00
1998	73	75			148	CUT	
<b>Total</b>							<b>\$137,626.00</b>

### Edwards, Joel (72.59)

Year	1st	2nd	3rd	4th	Total	Finish	Money
1990	72	74	73	76	295	60	\$3,300.00
1993	66	69	72	73	280	T11	53,000.00
1994	68	75	73	73	289	T62	5,250.00
1995	80	73			153	CUT	
1996	71	67	71	70	279	T19	35,735.00
1997	71	77			148	CUT	
2001	72				72	DQ	
2002	70	72	75	78	295	T60	13,080.00
2003	74	75			149	CUT	
<b>Total</b>							<b>\$110,365.00</b>

### Eger, David (74.50)

Year	1st	2nd	3rd	4th	Total	Finish	Money
1980	75	74			149	CUT	
<b>Total</b>							

## Career Individual Player Records (cont.)

### Eichelberger, Dave (75.03)

Year	1st	2nd	3rd	4th	Total	Finish	Money
1974	72	70	72	82	296	68	\$400.00
1975	71	78			151	CUT	
1976	78	73			151	CUT	
1977	80	78			158	CUT	
1978	78	76			154	CUT	
1979	71	77			148	CUT	
1980	81	74			155	CUT	
1981	68	76	74	74	292	T26	3,080.00
1982	78	69	75	81	303	T75	1,000.00
1983	76	73	73	75	297	T43	2,244.66
1984	74	72	73	75	294	T44	2,361.14
1988	73	73	72	79	297	T64	2,637.50
1989	80	74			154	CUT	
1990	76	75			151	CUT	
<b>Total</b>							<b>\$11,723.30</b>

### Elder, Brad (75.00)

Year	1st	2nd	3rd	4th	Total	Finish	Money
2001	69	72	81	78	300	T73	\$11,520.00
<b>Total</b>							<b>\$11,520.00</b>

### Elder, Lee (74.31)

Year	1st	2nd	3rd	4th	Total	Finish	Money
1974	72	75			147	CUT	
1975	77	76			153	CUT	
1976	69	72	70	67	278	6	\$10,800.00
1977	73	80	77		230	W/D	
1978	75	76	75	71	297	T17	4,200.00
1979	70	76	78	78	302	T43	1,248.00
1980	73	73	76	74	296	T67	816.00
1981	75	75	76	71	297	T51	947.20
1982	71	76	74	74	295	T41	1,800.00
1983	77	75			152	CUT	
1984	80	74			154	CUT	
<b>Total</b>							<b>\$19,811.20</b>

### Elkington, Steve (71.84)

Year	1st	2nd	3rd	4th	Total	Finish	Money
1987	74	70			144	CUT	
1988	70	74	75	74	293	T54	\$2,875.00
1989	77	74			151	CUT	
1990	71	72	74	72	289	T16	20,362.50
1991	66	70	72	68	276	1	288,000.00
1992	71	75			146	CUT	
1993	67	70	71	73	281	T16	38,750.00
1994	71	72	75	69	287	T51	5,962.50
1995	76				76	W/D	
1996	68	73	68	70	279	T19	35,735.00
1997	66	69	68	69	272	1	630,000.00
1999	71	73	78	74	296	T38	20,000.00
2002	74	68	77	77	296	T63	12,600.00
2003	75	72			147	CUT	
2004	69	76	70	72	287	T26	56,800.00
2005	72	66	71	73	282	T6	278,000.00
2007	73	71	70	70	284	T12	182,250.00
2008	69	76	77	72	294	T32	48,260.00
2009	73	73			146	CUT	
<b>Total</b>							<b>\$1,619,595.00</b>

### Els, Ernie (72.30)

Year	1st	2nd	3rd	4th	Total	Finish	Money
1993	69	74			143	CUT	
1994	69	73	72	72	286	T45	\$7,150.00
1995	72	72	78	78	300	T68	6,030.00
1996	71	70	65	70	276	T8	94,500.00
1997	68	71	72	74	285	T10	84,000.00
1998	71	72	70	71	284	T11	96,000.00
1999	73	67	80	72	292	T17	75,000.00
2000	73	69	72	75	289	T20	75,000.00
2001	76	75			151	CUT	
2002	76	69	79	68	292	T44	18,648.00
2004	68	69	72	78	287	T26	56,800.00
2005	71	71	74	69	285	T17	112,000.00
2006	72	70	72	71	285	T8	208,000.00
2007	73	73	72	70	288	T37	38,700.00
2008	72	71	74	72	289	T6	307,562.50
2009	73	69	73	74	289	T45	28,595.00
2010	74	71			145	CUT	
2011	72	73			145	CUT	
2012	74	74			148	CUT	
2013	73	73			146	CUT	
2014	68	76	75		219	T72	19,400.00
2015	73	70	76	71	290	T66	20,600.00
2016	66	73	78	75	292	T64	21,735.00
2017	74	76			150	CUT	
<b>Total</b>							<b>\$1,269,720.50</b>

### English, Harris (73.56)

Year	1st	2nd	3rd	4th	Total	Finish	Money
2012	70	67	79	77	293	T64	\$19,855.00
2013	70	71	73	71	285	T33	52,487.50
2014	73	75			148	CUT	
2015	75	71			146	CUT	
2016	75	70			145	CUT	
2017	84	76			160	CUT	
<b>Total</b>							<b>\$72,342.50</b>

### Ernst, Derek (75.00)

Year	1st	2nd	3rd	4th	Total	Finish	Money
2013	74	81			155	CUT	
2014	76	69			145	CUT	
<b>Total</b>							

### Erskine, Randy (74.80)

Year	1st	2nd	3rd	4th	Total	Finish	Money
1975	71	69	76	72	288	T21	\$2,206.25
1976	72	72	72	73	289	T51	705.00
1977	82				82	W/D	
1978	75	85			160	CUT	
1979	76	68	82	77	303	T50	950.86
<b>Total</b>							<b>\$3,862.11</b>

### Estes, Bob (73.18)

Year	1st	2nd	3rd	4th	Total	Finish	Money
1990	74	72	76	77	299	T70	\$2,970.00
1991	72	78			150	CUT	
1992	73	71	76	78	298	T70	3,582.00
1993	70	68	72	72	282	T20	26,071.43
1994	70	71	70	74	285	T35	11,037.50
1995	76	73	75	69	293	T34	16,200.00
1996	71	74			145	CUT	
1998	72	70	74	75	291	T42	12,560.00
1999	68	74	80	78	300	T62	10,500.00
2000	84	75			159	CUT	
2001	72	78			150	CUT	
2002	70	74	78	70	292	T44	18,648.00
2003	71	68	72	75	286	31	42,250.00
2004	72	78			150	CUT	
2005	67	73	73	72	285	T17	112,000.00
2006	74	75			149	CUT	
2007	82	69			151	CUT	
2008	77	75			152	CUT	
2009	75	68	77		220	T76	17,765.00
2010	70	69	72	72	283	T26	68,875.00
2012	73	69	76	65	283	T15	137,987.50
<b>Total</b>							<b>\$480,446.43</b>

## Career Individual Player Records (cont.)

### Evans, Tom (77.67)

Year	1st	2nd	3rd	4th	Total	Finish	Money	
1974								
1975	76	79			155	CUT		
1976	73	76			149	CUT		
1977	79	83			162	CUT		
<b>Total</b>								

### Every, Matt (73.21)

Year	1st	2nd	3rd	4th	Total	Finish	Money
2012	77	74			151	CUT	
2013	70	71	71	72	284	T26	\$67,450.00
2014	76	77			153	CUT	
2015	74	70	70	72	286	T42	31,400.00
2016	73	78			151	CUT	
<b>Total</b>							<b>\$98,850.00</b>

### Ewing, Jack (75.20)

Year	1st	2nd	3rd	4th	Total	Finish	Money
1974	73	79			152	CUT	
1975	76	74			150	CUT	
1977	74				74	W/D	
<b>Total</b>							

### Fabel, Brad (73.34)

Year	1st	2nd	3rd	4th	Total	Finish	Money
1985	75	77			152	CUT	
1986	71	75			146	CUT	
1987	67	68	75	70	280	T12	\$21,000.00
1988	72	70	74	73	289	T42	4,625.00
1989	81	71			152	CUT	
1991	74	75			149	CUT	
1992	76	68	72	74	290	T54	4,086.00
1993	68	68	77	76	289	T59	5,525.00
1996	75	75			150	CUT	
1997	78	78			156	CUT	
1998	75	72			147	CUT	
1999	73	70	80	71	294	T23	40,166.67
2000	70	74	75	74	293	T38	26,400.00
<b>Total</b>							<b>\$101,802.67</b>

### Faldo, Nick (72.94)

Year	1st	2nd	3rd	4th	Total	Finish	Money
1982	75	70	75	74	294	T35	\$2,412.34
1983	74	74	72	75	295	T35	3,304.86
1984	73	73	74	69	289	T20	8,666.66
1985	79	70			149	CUT	
1986	69	78			147	CUT	
1988	75	79			154	CUT	
1991	72	72	71	74	289	T57	3,552.00
1992	68	68	67	74	277	T2	118,800.00
1994	67	69	68	73	277	5	100,000.00
1995	80	73			153	CUT	
1996	70	75			145	CUT	
1997	71	72	73	72	288	T24	27,700.00
1998	75	69	70	73	287	T18	48,685.71
1999	71	75	83		229	DQ	
2000	73	76	76	71	296	T53	13,890.00
2001	73	73	75	72	293	T50	14,472.00
2002	68	73	72	80	293	T49	14,430.00
2003	74	68	72	74	288	T39	26,000.00
2004	71	75	71	76	293	T72	15,600.00
2005	71	70	74	73	288	T27	56,800.00
2006	76	79			155	CUT	
<b>Total</b>							<b>\$454,313.57</b>

### Fasth, Niclas (73.80)

Year	1st	2nd	3rd	4th	Total	Finish	Money
2002	76	76			152	CUT	
2003	68	73	71	72	284	T21	\$65,000.00
2007	78	76			154	CUT	
2008	69	79			148	CUT	
<b>Total</b>							<b>\$65,000.00</b>

### Fathauer, Derek (70.50)

Year	1st	2nd	3rd	4th	Total	Finish	Money
2015	68	72	69	73	282	T17	\$130,857.14
<b>Total</b>							<b>\$130,857.14</b>

### Faxon, Brad (72.73)

Year	1st	2nd	3rd	4th	Total	Finish	Money
1984	75	72	77	68	292	T33	\$4,050.00
1985	74	73			147	CUT	
1986	72	73			145	CUT	
1987	76	71			147	CUT	
1988	72	78			150	CUT	
1989	72	71	69	75	287	T17	19,575.00
1990	73	70	77	79	299	T70	2,970.00
1991	71	76			147	CUT	
1992	71	73	73	78	295	T67	3,690.00
1993	67	75	78		220	DQ	
1994	68	68	70	72	278	T6	83,750.00
1995	73	74	76	73	296	T49	7,330.00
1997	70	69	72	70	281	4	168,000.00
1998	71	73	72	74	290	T35	18,885.71
1999	72	75	79	71	297	T46	13,600.00
2000	79	71	76	75	301	T77	10,980.00
2001	72	74	73	69	288	T26	44,400.00
2002	71	73	74	73	291	T36	26,437.50
2003	73	69	71	69	282	T11	133,250.00
2004	70	75	73	71	289	T42	24,087.27
2005	72	69	73	77	291	T46	21,394.29
2006	70	69	79	69	287	T16	124,000.00
<b>Total</b>							<b>\$706,399.77</b>

### Fdez-Castano, Gonzalo (71.83)

Year	1st	2nd	3rd	4th	Total	Finish	Money
2013	75	70			145	CUT	
2014	67	77	72	70	286	T38	\$38,000.00
2015	74	71			145	CUT	
<b>Total</b>							<b>\$38,000.00</b>

### Feherty, David (77.50)

Year	1st	2nd	3rd	4th	Total	Finish	Money
1995	73	82			155	CUT	
<b>Total</b>							

### Fehr, Rick (73.20)

Year	1st	2nd	3rd	4th	Total	Finish	Money
1987	73	74			147	CUT	
1988	75	78			153	CUT	
1990	71	77			148	CUT	
1991	70	78			148	CUT	
1992	70	72	69	73	284	T21	\$16,897.50
1993	67	71	74	76	288	T52	5,771.43
1994	70	73	68	75	286	T45	7,150.00
1995	75	75			150	CUT	
1996	73	80			153	CUT	
1997	74	67	75	73	289	T31	20,300.00
1998	77	73			150	CUT	
<b>Total</b>							<b>\$50,118.93</b>

### Fergus, Keith (73.31)

Year	1st	2nd	3rd	4th	Total	Finish	Money
1978	73	75	82	70	300	T28	\$1,791.81
1979	73	76			149	CUT	
1980	70	73	70	71	284	T14	6,400.00
1981	75	74	74	75	298	T56	900.00
1982	73	73	81	76	303	T75	1,000.00
1983	74	71	71	73	289	T13	13,533.33
1984	74	73	72	70	289	T20	8,666.66
1985	72	72	75	73	292	T40	3,154.00
1986	66	73	73	75	287	T21	7,627.50
1996	73	75			148	CUT	
<b>Total</b>							<b>\$43,073.30</b>

## Career Individual Player Records (cont.)

### Ferriell, James (72.50)

Year	1st	2nd	3rd	4th	Total	Finish	Money
1974	69	76	70	75	290	T44	\$775.00
<b>Total</b>							<b>\$775.00</b>

### Fezler, Forrest (75.32)

Year	1st	2nd	3rd	4th	Total	Finish	Money
1974	71	73	76	72	292	T53	\$562.40
1975	75	73			148	CUT	
1976	74	72			146	CUT	
1977	74				74	DQ	
1978	76	75	82	80	313	T77	750.00
1980	77	77			154	CUT	
1982	76	76			152	CUT	
1983	78	74			152	CUT	
<b>Total</b>							<b>\$1,312.40</b>

### Finau, Tony (73.50)

Year	1st	2nd	3rd	4th	Total	Finish	Money
2016	72	75			147	CUT	
2017	73	74			147	CUT	
<b>Total</b>							

### Fiori, Ed (73.46)

Year	1st	2nd	3rd	4th	Total	Finish	Money
1979	69	71	79	78	297	T14	\$6,600.00
1981	75	76	71	75	297	T51	947.20
1982	70	74	80	73	297	T51	1,184.00
1983	72	73	71	71	287	T8	21,000.00
1984	84	81			165	CUT	
1985	72	72	73	73	290	T27	6,255.00
1986	74	73			147	CUT	
1987	75	70			145	CUT	
1988	67	73	72	71	283	T23	11,500.00
1989	74	70	81	70	295	T59	2,902.50
1990	74	71	78	74	297	T66	3,105.00
1992	74	73			147	CUT	
1993	75	73			148	W/D	
1994	70	68	74	72	284	T27	16,640.63
<b>Total</b>							<b>\$70,134.33</b>

### Fischer, Todd (73.00)

Year	1st	2nd	3rd	4th	Total	Finish	Money
2004	72	76			148	CUT	
2005	70	76			146	CUT	
2006	73	68	72	77	290	T27	\$53,250.00
<b>Total</b>							<b>\$53,250.00</b>

### Fisher, Ross (73.38)

Year	1st	2nd	3rd	4th	Total	Finish	Money
2009	74	74			148	CUT	
2010	69	75			144	CUT	
2011	73	73			146	CUT	
2017	76	73			149	CUT	

### Fitzpatrick, Matthew (73.00)

Year	1st	2nd	3rd	4th	Total	Finish	Money
2016	69	74			143	CUT	
2017	76	73			149	CUT I	

### Fitzsimons, Pat (75.50)

Year	1st	2nd	3rd	4th	Total	Finish	Money
1974	73	80			153	CUT	
1975	77	70	73	75	295	T60	\$481.25
1976	74	72			146	CUT	
1977	75	86			161	CUT	
<b>Total</b>							<b>\$481.25</b>

### Flannery, John (73.50)

Year	1st	2nd	3rd	4th	Total	Finish	Money
1994	72	75			147	CUT	
<b>Total</b>							

### Fleckman, Marty (76.25)

Year	1st	2nd	3rd	4th	Total	Finish	Money
1976	73	76			149	CUT	
1977	77	83			160	CUT	
1979	72	74	79	76	301	T35	\$1,847.50
<b>Total</b>							<b>\$1,847.50</b>

### Fleetwood, Tommy (72.75)

Year	1st	2nd	3rd	4th	Total	Finish	Money
2017	74	67	76	74	291	T41	\$36,750.00
<b>Total</b>							<b>\$36,750.00</b>

### Fleisher, Bruce (73.74)

Year	1st	2nd	3rd	4th	Total	Finish	Money
1974	73	77			150	CUT	
1975	77	79			156	CUT	
1976	72	72	73	73	290	T56	\$600.00
1979	73	72	78	78	301	T35	1,847.50
1980	71	73	71	72	287	T24	3,165.71
1982	69	73	77	75	294	T35	2,412.33
1983	73	75	75	70	293	T27	4,970.00
1984	83	75			158	CUT	
1992	74	72			146	CUT	
1993	74	67	72	74	287	T46	6,800.00
1994	70	75			145	CUT	
<b>Total</b>							<b>\$19,795.54</b>

### Flesch, Steve (73.97)

Year	1st	2nd	3rd	4th	Total	Finish	Money
1999	78	78			156	CUT	
2000	79	71	72	71	293	T38	\$26,400.00
2001	70	73	76	72	291	T40	24,000.00
2002	78	76			154	CUT	
2003	71	68	70	79	288	T39	26,000.00
2004	76	74			150	CUT	
2005	72	71	78	81	302	T79	14,480.00
2006	69	70	75	84	298	T63	16,960.00
2007	79	72			151	CUT	
2008	74	76			150	CUT	
2009	75	69	74	76	294	T64	20,045.00
2010	71	71	71	71	284	T32	57,475.00
<b>Total</b>							<b>\$185,360.00</b>

### Flores, Martin (72.00)

Year	1st	2nd	3rd	4th	Total	Finish	Money
2013	76	72			148	CUT	
2014	70	71	74	72	287	T48	\$24,072.73
2015	73	71	67	74	285	T38	44,000.00
<b>Total</b>							<b>\$68,072.73</b>

### Floyd, Raymond (73.07)

Year	1st	2nd	3rd	4th	Total	Finish	Money
1974	73	72	70	71	286	T24	\$1,970.84
1975	73	72	72	71	288	T21	2,206.25
1976	71	70	72	69	282	T12	5,460.00
1977	68	76	74	78	296	T13	5,400.00
1978	77	77			154	CUT	
1979	71	72	80	74	297	T14	6,600.00
1980	73	76			149	CUT	
1981	72	74	71	68	285	1	72,000.00
1982	78	70	71	72	291	T22	4,800.00
1983	70	76	72	74	292	T23	6,440.00
1984	77	71	70	69	287	T12	16,800.00
1985	75	71	71	74	291	T33	4,654.29
1986	67	73	75	72	287	T21	7,627.50
1987	74	76			150	CUT	
1988	73	73	70	80	296	DQ	
1989	72	80			152	CUT	
1990	79	76			155	CUT	
<b>Total</b>							<b>\$133,958.88</b>

### Forsbrand, Anders (73.00)

Year	1st	2nd	3rd	4th	Total	Finish	Money
1993	70	76			146	CUT	
<b>Total</b>							



## Career Individual Player Records (cont.)

### Forsman, Dan (74.04)

Year	1st	2nd	3rd	4th	Total	Finish	Money
1984	86	80			166	CUT	
1985	74	69	69	75	287	T13	\$16,875.00
1986	75	70			145	CUT	
1987	71	69	74	77	291	T61	2,170.00
1988	77	77			154	CUT	
1989	73	78			151	CUT	
1990	72	71	74	75	292	T36	6,307.50
1991	71	74	76	78	299	75	3,040.00
1992	73	71	77	71	292	63	3,852.00
1993	71	67	73	69	280	T11	53,000.00
1994	67	77	73	77	294	83	4,350.00
1995	75	77			152	CUT	
1996	72	72			144	CUT	
1997	76	75			151	CUT	
1998	78				78	W/D	
1999	76	70	78	74	298	T52	11,600.00
2000	77	73	75	75	300	T73	11,460.00
2002	73	74			147	CUT	
2003	75	76			151	CUT	
<b>Total</b>							<b>\$112,654.50</b>

### Fought, John (74.50)

Year	1st	2nd	3rd	4th	Total	Finish	Money
1980	72	75	77	74	298	T73	\$772.00
1981	77	77			154	CUT	
1983	76	76			152	CUT	
1984	75	72	73	72	292	T33	4,050.00
1985	75	72			147	CUT	
<b>Total</b>							<b>\$4,822.00</b>

### Fowler, Rickie (71.70)

Year	1st	2nd	3rd	4th	Total	Finish	Money
2010	73	74			147	CUT	
2011	77	68			145	CUT	
2012	72	69	66	70	277	T2	\$627,000.00
2013	73	72			145	CUT	
2014	71	72	78		221	T77	18,400.00
2015	69	69	71	67	276	1	1,800,000.00
2016	72	71			143	CUT	
2017	70	74	72	79	295	T60	22,680.00
<b>Total</b>							<b>\$2,468,080.00</b>

### Franco, Carlos (73.23)

Year	1st	2nd	3rd	4th	Total	Finish	Money
1999	78	74			152	CUT	
2000	73	73	73	72	291	T27	\$41,700.00
2001	73	76			149	CUT	
2002	75	69	72	73	289	T22	55,700.00
2003	71	71	72	76	290	T48	16,336.67
2004	74	70	74	73	291	T58	17,360.00
2005	74	74			148	CUT	
2006	71	71	75	77	294	T45	22,020.00
<b>Total</b>							<b>\$153,116.67</b>

### Frazar, Harrison (73.97)

Year	1st	2nd	3rd	4th	Total	Finish	Money
1999	80	73			153	CUT	
2000	77	70	72	73	292	T33	\$32,400.00
2001	79	74			153	CUT	
2002	73	71	71	77	292	T44	18,648.00
2003	77	74			151	CUT	
2004	77	79			156	CUT	
2005	78	70			148	CUT	
2006	70	74	76	78	298	T63	16,960.00
2007	74	71	73	72	290	T52	20,880.00
2010	71	74			145	CUT	
2012	68	76	69	76	289	T46	26,334.00
<b>Total</b>							<b>\$115,222.00</b>

### Freeman, Robin (75.00)

Year	1st	2nd	3rd	4th	Total	Finish	Money
1995	81	72			153	CUT	
1996	79	68			147	CUT	
2001	73	72	79	76	300	T73	\$11,520.00
<b>Total</b>							<b>\$11,520.00</b>

### Friend, Bob (75.00)

Year	1st	2nd	3rd	4th	Total	Finish	Money
1999	74	69	87	70	300	T62	\$10,500.00
<b>Total</b>							<b>\$10,500.00</b>

### Frost, David (72.84)

Year	1st	2nd	3rd	4th	Total	Finish	Money
1986	70	69	75	76	290	T48	\$2,262.00
1987	70	69	71	71	281	T15	16,000.00
1988	67	71	68	72	278	T3	65,000.00
1989	66	71	75	72	284	T8	39,150.00
1990	71	77			148	CUT	
1991	69	71	72	75	287	T41	5,064.73
1992	74	77			151	CUT	
1993	74	70			144	CUT	
1994	70	77			147	CUT	
1995	72	74	75	73	294	T37	13,200.00
1996	67	70	72	69	278	T17	54,250.00
1997	81				81	W/D	
1998	69	71	73	78	291	T42	12,560.00
1999	74	72	74	78	298	T52	11,600.00
2000	78	69	78	72	297	T57	13,380.00
2002	71	75	75	82	303	75	11,400.00
2004	76	78			154	CUT	
<b>Total</b>							<b>\$243,866.73</b>

### Fryatt, Edward (76.50)

Year	1st	2nd	3rd	4th	Total	Finish	Money
2001	74	77			151	CUT	
2002	79	76			155	CUT	
<b>Total</b>							

### Funk, Fred (72.51)

Year	1st	2nd	3rd	4th	Total	Finish	Money
1991	73	74			147	CUT	
1992	72	72	74	73	291	T60	\$3,924.00
1993	68	73	73	72	286	T39	9,750.00
1994	73	71	73	75	292	T78	4,525.00
1995	73	73	74	78	298	T61	6,390.00
1996	70	69	67	71	277	T13	65,625.00
1997	71	75	68	72	286	T14	54,250.00
1998	73	73	75	78	299	T69	8,040.00
1999	72	69	76	79	296	T38	20,000.00
2000	74	73	68	72	287	T13	112,500.00
2001	70	71	77	72	290	T33	31,028.57
2002	76	73			149	CUT	
2003	70	70	75	74	289	T45	20,150.00
2004	73	71	68	71	283	T10	200,000.00
2005	65	72	71	71	279	1	1,440,000.00
2006	70	69	74	74	287	T16	124,000.00
2007	80	73			153	CUT	
2008	74	77			151	CUT	
2009	73	71	78		222	T79	17,005.00
2010	72	70	66	78	286	T39	38,000.00
<b>Total</b>							<b>\$2,155,187.57</b>

### Funseth, Rod (74.25)

Year	1st	2nd	3rd	4th	Total	Finish	Money
1974	69	73	78	71	291	T49	\$622.00
1976	69	73	72	76	290	T56	600.00
1977	72	87			159	CUT	
1978	74	73	78	74	299	27	2,310.00
1979	77	72			149	CUT	
1980	70	76	76	75	297	T70	792.00
<b>Total</b>							<b>\$4,324.00</b>

# Career Individual Player Records (cont.)

## Furyk, Jim (71.90)

Year	1st	2nd	3rd	4th	Total	Finish	Money
1995	76	78			154	CUT	
1996	70	70	67	70	277	T13	\$65,625.00
1997	71	74	70	79	294	T53	7,953.75
1998	70	75	73	72	290	T35	18,885.72
1999	71	76	73	72	292	T17	75,000.00
2000	72	72	75	79	298	T61	12,840.00
2001	72	75	72	68	287	T21	62,400.00
2002	71	72	71	73	287	T14	102,000.00
2003	73	68	68	69	278	T4	286,000.00
2005	74	70			144	CUT	
2006	65	71	75	72	283	T3	384,000.00
2007	71	72	74	70	287	T28	56,100.00
2008	74	72	71	76	293	T27	67,450.00
2009	68	74	71	69	282	T5	346,750.00
2010	69	73	73	73	288	T47	25,118.00
2011	71	76			147	CUT	
2012	72	70	72	71	285	T25	66,547.50
2013	72	73			145	CUT	
2014	70	68	72	66	276	2	1,080,000.00
2015	70	70	73	75	288	T56	22,200.00
2016	71	70	75	70	286	T35	52,893.75
2017	73	74			147	CUT	
<b>Total</b>							<b>\$2,731,763.72</b>

## Gainey, Tommy (75.17)

Year	1st	2nd	3rd	4th	Total	Finish	Money
2011	75	74			149	CUT	
2012	74	73			147	CUT	
2013	75	80			155	CUT	
<b>Total</b>							

## Gallacher, Stephen (74.00)

Year	1st	2nd	3rd	4th	Total	Finish	Money
2014	70	78			148	CUT	
2015	72	70	70	73	285	T38	\$44,000.00
<b>Total</b>							<b>\$44,000.00</b>

## Gallagher, Jeff (74.50)

Year	1st	2nd	3rd	4th	Total	Finish	Money
1999	71	73	77	77	298	T52	\$11,600.00
<b>Total</b>							<b>\$11,600.00</b>

## Gallagher, Jr., Jim (72.61)

Year	1st	2nd	3rd	4th	Total	Finish	Money
1986	74	72			146	CUT	
1987	71	73			144	CUT	
1989	70	72	74	74	290	T34	\$6,672.86
1990	76	71	72	72	291	T29	9,332.14
1991	72	75			147	CUT	
1992	71	71	75	74	291	T60	3,924.00
1993	69	69	69	79	286	T39	9,750.00
1994	76	68	70	70	284	T27	16,640.63
1995	74	72	73	72	291	T23	25,950.00
1996	71	70	76	73	290	T73	6,685.00
1997	72	74	75	78	299	T70	6,930.00
<b>Total</b>							<b>\$85,884.63</b>

## Gamez, Robert (73.55)

Year	1st	2nd	3rd	4th	Total	Finish	Money
1990	69	74	79	71	293	T46	\$3,855.00
1991	76	75			151	CUT	
1992	74	74			148	CUT	
1993	74	78			152	CUT	
1994	70	72	81	72	295	84	4,300.00
1995	74	69	78	75	296	T49	7,330.00
1996	68	73	70	69	280	T29	23,275.00
1997	70	73	68	77	288	T24	27,700.00
1998	74	72	77	73	296	T63	8,480.00
2003	71	73	74	81	299	T69	13,065.00
2004	70	79			149	CUT	
2005	68	75	69	82	294	T56	17,760.00
2006	71	72	78	74	295	T53	18,613.34
<b>Total</b>							<b>\$124,378.34</b>

## Garcia, Sergio (71.49)

Year	1st	2nd	3rd	4th	Total	Finish	Money
2000	82	72			154	CUT	
2001	73	74	74	72	293	T50	\$14,472.00
2002	70	72	71	71	284	T4	226,200.00
2003	71	74			145	CUT	
2004	68	73	72	77	290	T53	18,432.00
2005	66	75	70	78	289	T32	42,400.00
2006	70	68	70	78	286	T14	148,000.00
2007	73	73	67	66	279	2	972,000.00
2008	66	73	73	71	283	1	1,710,000.00
2009	71	73	73	69	286	T22	79,325.00
2010	69	70	71	78	288	T47	25,118.00
2011	74	68	73	65	280	T12	175,071.43
2012	73	71	68	79	291	T56	21,280.00
2013	68	65	72	76	281	T8	237,500.00
2014	67	71	69	70	277	3	680,000.00
2015	69	72	67	68	276	T2	880,000.00
2016	72	66	77	75	290	T54	24,150.00
2017	73	71	67	78	289	T30	65,205.00
<b>Total</b>							<b>\$5,319,153.43</b>

## Gardner, Buddy (73.55)

Year	1st	2nd	3rd	4th	Total	Finish	Money
1979	71	75	78	83	307	T65	\$836.00
1980	70	74	77	73	294	T60	868.00
1981	79	78			157	CUT	
1984	73	75	73	80	301	T66	1,640.00
1985	72	75			147	CUT	
1986	73	72			145	CUT	
1987	69	69	75	70	283	T24	7,737.50
1988	72	74	70	72	288	T36	5,760.00
1989	73	75			148	CUT	
1990	73	73	76	74	296	T61	3,210.00
1991	70	71	74	72	287	T41	5,064.73
1992	74	71			145	CUT	
1993	75	69			144	CUT	
<b>Total</b>							<b>\$25,116.23</b>

## Garnett, Brice (75.50)

Year	1st	2nd	3rd	4th	Total	Finish	Money
2015	76	75			151	CUT	
<b>Total</b>							

## Garrett, Bill (76.75)

Year	1st	2nd	3rd	4th	Total	Finish	Money
1977	76	78	80	73	307	T65	\$502.50
<b>Total</b>							<b>\$502.50</b>

## Garrigus, Robert (75.50)

Year	1st	2nd	3rd	4th	Total	Finish	Money
2007	85	75			160	CUT	
2008	79	76			155	CUT	
2011	74	69	76	75	294	T73	\$18,430.00
2012	73	78			151	CUT	
2013	72	73			145	CUT	
2014	75	71			146	CUT	
2015	75	78			153	CUT	
2017	75	80			155	CUT	
<b>Total</b>							<b>\$18,430.00</b>

## Gay, Brian (73.41)

Year	1st	2nd	3rd	4th	Total	Finish	Money
2001	73	74	72	72	291	T40	\$24,000.00
2002	69	76	80	71	296	T63	12,600.00
2003	73	74			147	CUT	
2005	71	72	74	82	299	T75	15,040.00
2006	75	72			147	CUT	
2007	80	70			150	CUT	
2008	72	74	75	73	294	T32	48,260.00
2009	80				80	W/D	
2010	70	74			144	CUT	
2011	71	69	71	69	280	T12	175,071.43
2012	71	72	71	75	289	T46	26,334.00
2013	72	75			147	CUT	
2014	70	79			149	CUT	
2017	74	76			150	CUT	
<b>Total</b>							<b>\$301,305.43</b>

## Career Individual Player Records (cont.)

### Geiberger, Al (73.29)

Year	1st	2nd	3rd	4th	Total	Finish	Money
1974	72	72	70	72	286	T24	\$1,970.83
1975	66	68	67	69	270	1	50,000.00
1976	74	69	68	73	284	T24	2,510.00
1977	77	80			157	CUT	
1979	71	75	80	82	308	T67	820.00
1983	72	74	74	80	300	T56	1,568.00
1984	79	75			154	CUT	
<b>Total</b>							<b>\$56,868.83</b>

### Geiberger, Brent (74.20)

Year	1st	2nd	3rd	4th	Total	Finish	Money
1998	74	73			147	CUT	
1999	74	71	78	74	297	T46	\$13,600.00
2000	79	74			153	CUT	
2001	72	75	82	70	299	T70	11,880.00
2002	72	78			150	CUT	
2003	73	73			146	CUT	
2004	75				75	W/D	
2005	69	70	78		217	W/D	
<b>Total</b>							<b>\$25,480.00</b>

### Gibson, Kelly (73.70)

Year	1st	2nd	3rd	4th	Total	Finish	Money
1993	74	70			144	CUT	
1994	73	75			148	CUT	
1996	80	70			150	CUT	
1997	71	76			147	CUT	
1998	75	73			148	CUT	
<b>Total</b>							

### Gilbert, Gibby (73.63)

Year	1st	2nd	3rd	4th	Total	Finish	Money
1974	69	79			148	CUT	
1975	72	71	74	70	287	T18	\$3,250.00
1976	72	71	74	69	286	T34	1,548.00
1977	76				76	W/D	
1978	70	77	79	74	300	T28	1,791.82
1979	71	75	78	76	300	T33	2,310.00
1980	70	75	75	68	288	T31	2,220.00
1981	78	74			152	CUT	
1982	69	71	74	77	291	T22	4,800.00
1983	72	74	75	79	300	T56	1,568.00
1984	76	72	79	70	297	T59	1,768.00
1985	75	70	73	76	294	T55	2,007.00
<b>Total</b>							<b>\$21,262.82</b>

### Gilder, Bob (74.05)

Year	1st	2nd	3rd	4th	Total	Finish	Money
1976	68	73	71	77	289	T51	\$705.00
1977	76	78	76	76	306	T61	562.50
1978	74	85			159	CUT	
1979	72	74	81	75	302	T43	1,248.00
1980	77	75			152	CUT	
1981	73	74	78	75	300	T63	848.00
1982	72	74	78	76	300	T65	1,030.00
1983	72	73	74	76	295	T35	3,304.85
1984	76	80			156	CUT	
1985	72	74	71	74	291	T33	4,654.28
1986	71	74			145	CUT	
1987	73	68	72	71	284	T32	5,414.28
1988	76	73			149	CUT	
1989	73	71	73	73	290	T34	6,672.86
1990	71	75	75	73	294	T56	3,375.00
1991	69	83			152	CUT	
1992	76	75			151	CUT	
1993	72	72			144	CUT	
1994	71	71	70	73	285	T35	11,037.50
1995	73	76	75	71	295	T43	9,620.00
<b>Total</b>							<b>\$48,472.27</b>

### Gillis, Tom (72.25)

Year	1st	2nd	3rd	4th	Total	Finish	Money
2005	74	71			145	CUT	
2012	70	71	73	72	286	T35	\$46,835.00
2013	77	70			147	CUT	
<b>Total</b>							<b>\$46,835.00</b>

### Glasson, Bill (73.51)

Year	1st	2nd	3rd	4th	Total	Finish	Money
1985	73	78			151	CUT	
1986	75	70			145	CUT	
1987	69	69	68	72	278	T7	\$32,250.00
1988	77	76			153	CUT	
1989	76				76	W/D	
1990	71	73	72	74	290	T24	12,450.00
1991	72	70	72	73	287	T41	5,064.73
1993	72	72			144	CUT	
1994	74	71			145	CUT	
1995	77	73			150	CUT	
1996	72	72			144	CUT	
1999	77	73			150	CUT	
2000	74	72	80	71	297	T57	13,380.00
2001	77	86			163	CUT	
<b>Total</b>							<b>\$63,144.73</b>

### Glenz, David (75.25)

Year	1st	2nd	3rd	4th	Total	Finish	Money
1974							
1975	75	76			151	CUT	
1976	73	77			150	CUT	
<b>Total</b>							

### Glover, Lucas (73.00)

Year	1st	2nd	3rd	4th	Total	Finish	Money
2006	76	75			151	CUT	
2007	79	77			156	CUT	
2008	80	79			159	CUT	
2009	73	75			148	CUT	
2010	70	65	69	70	274	3	\$646,000.00
2011	65	71	74	77	287	T50	23,132.50
2012	74	72			146	CUT	
2013	73	76			149	CUT	
2014	75	70			145	CUT	
2017	70	70	73	70	283	T6	339,937.50
<b>Total</b>							<b>\$1,009,070.00</b>

### Goalby, Bob (73.83)

Year	1st	2nd	3rd	4th	Total	Finish	Money
1974	71	74	72	75	292	T53	\$562.40
1975	75	76			151	CUT	
<b>Total</b>							<b>\$562.40</b>

### Gogel, Matt (74.13)

Year	1st	2nd	3rd	4th	Total	Finish	Money
2000	79	77			156	CUT	
2001	74	75			149	CUT	
2002	74	78			152	CUT	
2003	70	71	77	76	294	T66	\$13,455.00
2004	72	71	70	77	290	T53	18,432.00
2005	75	70			145	CUT	
<b>Total</b>							<b>\$31,887.00</b>

### Goggin, Mathew (74.21)

Year	1st	2nd	3rd	4th	Total	Finish	Money
2001	72	75	72	80	299	T70	\$11,880.00
2007	72	71	71	70	284	T12	182,250.00
2008	74	77			151	CUT	
2009	76	77			153	CUT	
2010	72	80			152	CUT	
<b>Total</b>							<b>\$194,130.00</b>

## Career Individual Player Records (cont.)

### Gomez, Fabian (74.50)

Year	1st	2nd	3rd	4th	Total	Finish	Money
2016	73	69	79	75	296	T74	\$20,055.00
2017	78	73			151	CUT	
<b>Total</b>							<b>\$20,055.00</b>

### Gonzales, Andres (72.50)

Year	1st	2nd	3rd	4th	Total	Finish	Money
2016	75	70			145	CUT	
<b>Total</b>							

### Gonzalez, Ernie (74.50)

Year	1st	2nd	3rd	4th	Total	Finish	Money
1987	76	73			149	CUT	
<b>Total</b>							

### Gonzalez, Jaime (77.00)

Year	1st	2nd	3rd	4th	Total	Finish	Money
1981	77	77			154	CUT	
<b>Total</b>							

### Goosen, Retief (72.64)

Year	1st	2nd	3rd	4th	Total	Finish	Money
1998	71	78			149	CUT	
2000	76	76			152	CUT	
2001	79	77			156	CUT	
2002	71	71	72	73	287	T14	\$102,000.00
2003	73	72			145	CUT	
2004	77	75			152	CUT	
2005	69	70	69	76	284	T12	156,800.00
2006	69	71	71	69	280	2	864,000.00
2007	71	74	71	71	287	T28	56,100.00
2008	73	71	77	75	296	T51	22,863.33
2009	67	72	71	76	286	T22	79,325.00
2011	73	69	72	76	290	T61	20,520.00
2012	72	77			149	CUT	
2014	72	70	75	70	287	T48	24,072.73
2015	78	73			151	CUT	
2016	70	68	70	73	281	T12	212,625.00
<b>Total</b>							<b>\$1,538,306.06</b>

### Gore, Jason (73.88)

Year	1st	2nd	3rd	4th	Total	Finish	Money
2006	77	81			158	CUT	
2007	70	74	72	70	286	T23	\$80,100.00
2016	72	75			147	CUT	
<b>Total</b>							<b>\$80,100.00</b>

### Gossett, David (75.25)

Year	1st	2nd	3rd	4th	Total	Finish	Money
2002	69	72	78	79	298	T69	\$11,940.00
2003	74	74			148	CUT	
2004	79	77			156	CUT	
<b>Total</b>							<b>\$11,940.00</b>

### Gove, Jeff (75.00)

Year	1st	2nd	3rd	4th	Total	Finish	Money
2007	79	71			150	CUT	
<b>Total</b>							

### Gove, Mike (75.75)

Year	1st	2nd	3rd	4th	Total	Finish	Money
1981	79	72	73	79	303	T69	\$804.00
<b>Total</b>							<b>\$804.00</b>

### Gow, Paul (76.50)

Year	1st	2nd	3rd	4th	Total	Finish	Money
2002	79	74			153	CUT	
<b>Total</b>							

### Goydos, Paul (73.38)

Year	1st	2nd	3rd	4th	Total	Finish	Money
1994	72	72	71	74	289	T62	\$5,250.00
1995	75	74	75	72	296	T49	7,330.00
1996	75	75			150	CUT	
1997	77	73			150	CUT	
1998	72	70	80	72	294	T57	8,920.00
1999	71	74	76	75	296	T38	20,000.00
2000	74	81			155	CUT	
2001	73	74	76	75	298	T68	12,180.00
2007	80	77			157	CUT	
2008	68	71	70	74	283	2	1,026,000.00
2009	78	70			148	CUT	
2010	69	68	71	81	289	T52	22,277.50
2011	69	70	69	69	277	3	646,000.00
<b>Total</b>							<b>\$1,747,957.50</b>

### Grace, Branden (72.31)

Year	1st	2nd	3rd	4th	Total	Finish	Money
2013	73	71	67	77	288	T48	\$23,614.28
2015	71	67	73	75	286	T42	31,400.00
2016	72	70	78	71	291	T57	23,100.00
2017	71	75	73	73	292	T48	26,712.00
<b>Total</b>							<b>\$104,826.28</b>

### Grady, Wayne (73.76)

Year	1st	2nd	3rd	4th	Total	Finish	Money
1985	75	73			148	CUT	
1986	82	71			153	CUT	
1988	71	76			147	CUT	
1989	72	75			147	CUT	
1990	72	72	74	73	291	T29	\$9,332.15
1991	71	76			147	CUT	
1992	71	73	69	72	285	T29	11,445.00
1993	71	72			143	CUT	
1994	67	73	71	75	286	T45	7,150.00
1995	79	73			152	CUT	
1996	72	69	68	70	279	T19	35,735.00
1997	80	75			155	CUT	
1998	76	81			157	CUT	
1999	77	77			154	CUT	
2000	81	78			159	CUT	
<b>Total</b>							<b>\$63,662.15</b>

### Graham, David (73.93)

Year	1st	2nd	3rd	4th	Total	Finish	Money
1974	68	70	71	73	282	12	\$5,250.00
1975	70	75	75	77	297	T67	406.50
1976	70	71	71	69	281	T9	7,500.00
1978	72	74	78	74	298	T20	2,892.86
1979	73	70	80	80	303	T50	950.86
1980	70	74	72	74	290	T41	1,520.00
1981	82	80			162	CUT	
1982	77	76			153	CUT	
1983	73	72	74	76	295	T35	3,304.86
1984	76	73	73	71	293	T41	3,120.00
1985	73	71	76	71	291	T33	4,654.29
1986	75	75			150	CUT	
1987	76	77			153	CUT	
1988	71	76			147	CUT	
1989	68	77	78	75	298	72	2,646.00
1990	68	75	74	73	290	T24	12,450.00
1991	76	81			157	CUT	
<b>Total</b>							<b>\$44,695.37</b>

## Career Individual Player Records (cont.)

### Graham, Lou (74.22)

Year	1st	2nd	3rd	4th	Total	Finish	Money
1974	67	67	73	71	278	5	\$10,250.00
1975	75	71	73	70	289	T29	1,625.00
1976	73	72	74	71	290	T56	600.00
1977	76	76	75	79	306	T61	562.50
1978	71	70	74	75	290	2	34,200.00
1979	70	76	76	80	302	T43	1,248.00
1980	71	77	74	72	294	T60	868.00
1981	77	74	77	78	306	72	784.00
1982	73	74	77	77	301	T70	1,000.00
1983	77				77	W/D	
1984	76	74			150	CUT	
1985	80	80			160	CUT	
<b>Total</b>							<b>\$51,137.50</b>

### Gray, Thomas (76.13)

Year	1st	2nd	3rd	4th	Total	Finish	Money
1982	75	82			157	CUT	
1983	76	75			151	CUT	
1984	75	73	79	74	301	T66	\$1,640.00
<b>Total</b>							<b>\$1,640.00</b>

### Green, Hubert (73.20)

Year	1st	2nd	3rd	4th	Total	Finish	Money
1974	70	67	72	70	279	T6	\$8,500.00
1975	71	65	70	69	275	3	17,750.00
1976	70	70	72	70	282	T12	5,460.00
1977	71	81	75	75	302	T40	1,110.00
1978	76	77	71	71	295	T9	7,500.00
1979	73	72	78	75	298	T20	4,035.00
1980	72	71	66	74	283	T8	10,400.00
1981	72	75	72	76	295	T37	1,680.00
1982	73	75	70	68	286	T6	16,187.50
1983	74	77			151	CUT	
1984	71	78	81	71	301	T66	1,640.00
1985	72	76			148	CUT	
1986	72	73			145	CUT	
1987	69	71	72	69	281	T15	16,000.00
1988	75	77			152	CUT	
1989	77	74			151	CUT	
1990	72	74	75	72	293	T46	3,855.00
1991	70	77			147	CUT	
1992	78	76			154	CUT	
1993	78				78	W/D	
1994	76				76	W/D	
1995	81	78			159	CUT	
<b>Total</b>							<b>\$94,117.50</b>

### Green, Jimmy (77.00)

Year	1st	2nd	3rd	4th	Total	Finish	Money
2001	76	78			154	CUT	
<b>Total</b>							

### Green, Ken (72.33)

Year	1st	2nd	3rd	4th	Total	Finish	Money
1984	85	72			157	CUT	
1986	66	75	76	71	288	T33	\$4,654.29
1987	71	72	69	71	283	T24	7,737.50
1988	70	77			147	CUT	
1989	70	71	73	74	288	T21	12,673.12
1990	71	69	70	75	285	T5	52,687.50
1991	69	76	71	70	286	T27	9,394.29
1992	70				70	DQ	
1993	70	67	69	72	278	T6	80,937.50
1994	74	77			151	CUT	
1995	77	71	74	76	298	T61	6,390.00
1996	71	71	74	74	290	T73	6,685.00
<b>Total</b>							<b>\$181,159.20</b>

### Green, Nathan (73.27)

Year	1st	2nd	3rd	4th	Total	Finish	Money
2006	72	72	75	80	299	T66	\$16,480.00
2007	71	69	74	71	285	T16	126,257.14
2008	78	72			150	CUT	
2009	74	69	76		219	T71	18,430.00
2010	72	74			146	CUT	
<b>Total</b>							<b>\$161,167.14</b>

### Green, Richard (72.75)

Year	1st	2nd	3rd	4th	Total	Finish	Money
2005	75	68	71	77	291	T46	\$21,394.28
<b>Total</b>							<b>\$21,394.28</b>

### Greene, Bert (75.50)

Year	1st	2nd	3rd	4th	Total	Finish	Money
1974	76	75			151	CUT	
1975							
<b>Total</b>							

### Greenwood, Bobby (80.00)

Year	1st	2nd	3rd	4th	Total	Finish	Money
1975	81	79			160	CUT	
<b>Total</b>							

### Gribble, Cody (73.00)

Year	1st	2nd	3rd	4th	Total	Finish	Money
2017	69	75	74	74	292	T48	\$26,712.00
<b>Total</b>							<b>\$26,712.00</b>

### Grillo, Emiliano (73.00)

Year	1st	2nd	3rd	4th	Total	Finish	Money
2016	71	75			146	CUT	
2017	72	71	67	75	285	11	\$262,500.00
<b>Total</b>							<b>\$262,500.00</b>

### Groh, Gary (75.00)

Year	1st	2nd	3rd	4th	Total	Finish	Money
1974							
1975	76	75			151	CUT	
1976	70	69	75	76	290	T56	\$600.00
1977	73	78	73	76	300	T28	1,995.00
1978	70	77	79	83	309	T66	770.00
<b>Total</b>							<b>\$3,365.00</b>

### Gronberg, Mathias (74.00)

Year	1st	2nd	3rd	4th	Total	Finish	Money
2007	75	73	74	72	294	T72	\$17,460.00
2008	74	76			150	CUT	
<b>Total</b>							<b>\$17,460.00</b>

### Gump, Scott (72.58)

Year	1st	2nd	3rd	4th	Total	Finish	Money
1992	69	74	74	77	294	66	\$3,744.00
1993	69	74			143	CUT	
1996	70	68	68	73	279	T19	35,735.00
1997	71	75	72	79	297	T65	7,280.00
1998	72	68	76	77	293	T54	9,200.00
1999	72	74	70	71	287	2	540,000.00
2000	72	75	73	74	294	T42	20,400.00
<b>Total</b>							<b>\$616,359.00</b>

### Guthrie, Luke (72.88)

Year	1st	2nd	3rd	4th	Total	Finish	Money
2013	76	73			149	CUT	
2014	73	74			147	CUT	
2015	74	69	69	75	287	T51	\$23,680.00
<b>Total</b>							<b>\$23,680.00</b>



## Career Individual Player Records (cont.)

### Haas, Bill (72.26)

Year	1st	2nd	3rd	4th	Total	Finish	Money
2007	76	73	73	72	294	T72	\$17,460.00
2008	76	77			153	CUT	
2009	74	73			147	CUT	
2010	68	69	70	79	286	T39	38,000.00
2011	74	72			146	CUT	
2012	68	71	74	72	285	T25	66,547.50
2013	75	73			148	CUT	
2014	68	71	72	73	284	T26	69,500.00
2015	72	67	68	70	277	T4	440,000.00
2016	65	73	77	73	288	T43	33,670.00
2017	76	73			149	CUT	
<b>Total</b>							<b>\$665,177.50</b>

### Haas, Hunter (72.75)

Year	1st	2nd	3rd	4th	Total	Finish	Money
2011	72	71	75	73	291	T64	\$19,760.00
<b>Total</b>							<b>\$19,760.00</b>

### Haas, Jay (73.02)

Year	1st	2nd	3rd	4th	Total	Finish	Money
1977	80	81			161	CUT	
1978	76	76	76	78	306	T57	\$860.00
1979	71	74	74	76	295	T9	10,800.00
1980	72	73	67	71	283	T8	10,400.00
1981	72	73	75	73	293	T29	2,600.00
1982	72	66	77	77	292	T27	3,550.00
1983	80				80	W/D	
1984	71	69	74	77	291	T29	5,320.00
1985	73	72	75	74	294	T55	2,007.00
1986	73	68	73	68	282	T7	28,050.00
1987	70	73	74	71	288	T50	2,435.00
1988	77				77	DQ	
1989	76	72			148	CUT	
1990	72	79			151	CUT	
1991	69	77			146	CUT	
1992	72	77			149	CUT	
1993	69	70	68	75	282	T20	26,071.42
1994	75	69	71	73	288	T55	5,600.00
1995	76	77			153	CUT	
1996	68	68	69	71	276	T8	94,500.00
1997	68	76	74	73	291	T43	11,550.00
1998	74	77			151	CUT	
1999	82	74			156	CUT	
2000	79	78			157	CUT	
2002	71	71	74	77	293	T49	14,430.00
2003	68	70	67	72	277	T2	572,000.00
2004	72	73	70	66	281	T6	268,000.00
2005	69	69	72	77	287	T24	70,400.00
2010	71	73			144	CUT	
<b>Total</b>							<b>\$1,128,573.42</b>

### Hadley, Chesson (72.00)

Year	1st	2nd	3rd	4th	Total	Finish	Money
2014	73	72			145	CUT	
2015	71	72	66	74	283	T24	\$81,000.00
2016	78	70			148	CUT	
<b>Total</b>							<b>\$81,000.00</b>

### Hadwin, Adam (72.50)

Year	1st	2nd	3rd	4th	Total	Finish	Money
2015	75	74			149	CUT	
2016	70	70	74	73	287	T39	\$44,100.00
2017	71	72	76	70	289	T30	65,205.00
<b>Total</b>							<b>\$109,305.00</b>

### Hager, Joe (76.00)

Year	1st	2nd	3rd	4th	Total	Finish	Money
1979	75	81			146	CUT	
1981	75	84			159	CUT	
1982	77	74			151	CUT	
<b>Total</b>							

### Hahn, James (72.19)

Year	1st	2nd	3rd	4th	Total	Finish	Money
2013	70	74	73	73	290	T62	\$20,235.00
2014	70	76			146	CUT	
2015	70	73	72	69	284	T30	58,125.00
2016	67	73	79	69	288	T43	33,670.00
2017	72	75			147	CUT	
<b>Total</b>							<b>\$112,030.00</b>

### Hallberg, Gary (73.68)

Year	1st	2nd	3rd	4th	Total	Finish	Money
1981	71	73	72	72	288	T8	\$11,200.00
1982	70	78	77	77	302	T72	1,000.00
1983	76	78			154	CUT	
1984	73	71	78	74	296	T54	1,824.00
1985	72	71	67	72	282	4	43,200.00
1986	74	76			150	CUT	
1987	77	68			145	CUT	
1988	76	74			150	CUT	
1989	74	72	71	76	293	T50	3,256.20
1990	74	78			152	CUT	
1991	73	79			152	CUT	
1992	74	79			153	CUT	
1993	71	71	74	71	287	T46	6,800.00
1994	68	69	69	73	279	T9	65,000.00
1995	77	82			159	CUT	
<b>Total</b>							<b>\$132,280.20</b>

### Haldorson, Dan (73.55)

Year	1st	2nd	3rd	4th	Total	Finish	Money
1979	69	70	81	89	309	T69	\$804.00
1980	72	74	68	72	286	T22	4,320.00
1981	70	70	74	74	288	T8	11,200.00
1982	74	74	78	75	301	T70	1,000.00
1983	78	74			152	CUT	
1984	79	73			152	CUT	
1985	70	68	72	73	283	T5	34,200.00
1986	70	76			146	CUT	
1987	76	73			149	CUT	
1988	70	71	71	72	284	T27	9,250.00
1989	73	72	75	75	295	T59	2,902.50
1991	72	79			151	CUT	
1992	74	69	76	74	293	T64	3,798.00
1993	72	75			147	CUT	
<b>Total</b>							<b>\$67,474.50</b>

### Hallet, Jim (73.67)

Year	1st	2nd	3rd	4th	Total	Finish	Money
1989	78	73			151	CUT	
1990	72	72	76	72	292	T36	\$6,307.50
1991	70	76			146	CUT	
1992	71	77			148	CUT	
1993	74	73			147	CUT	
<b>Total</b>							<b>\$6,307.50</b>

### Hamilton, Todd (73.89)

Year	1st	2nd	3rd	4th	Total	Finish	Money
2004	71	72	76	72	291	T58	\$17,360.00
2005	74	74			148	CUT	
2006	75	78			153	CUT	
2007	75	73	76	71	295	T75	16,830.00
2008	69	77	75	76	297	T54	21,280.00
2009	74	72			146	CUT	
<b>Total</b>							<b>\$55,470.00</b>

## Career Individual Player Records (cont.)

### Hammond, Donnie (73.76)

Year	1st	2nd	3rd	4th	Total	Finish	Money
1984	77	70	69	73	289	T20	\$8,666.67
1985	83	72			155	CUT	
1986	82				82	W/D	
1987	70	76			146	CUT	
1988	68	75	73	72	288	T36	5,760.00
1989	78	70			148	CUT	
1990	76	72			148	CUT	
1991	70	77			147	CUT	
1993	66	73	73	73	285	T34	12,900.00
1994	68	73	75	74	290	T69	4,950.00
1995	73	76	81	72	302	72	5,880.00
1997	74	76			150	CUT	
1998	71	75	72	81	299	T69	8,040.00
<b>Total</b>							<b>\$46,196.67</b>

### Hancock, Phillip (74.33)

Year	1st	2nd	3rd	4th	Total	Finish	Money
1978	73	74	75	75	297	T17	\$4,200.00
1979	69	73	75	74	291	4	19,200.00
1980	74	78			152	CUT	
1981	77	77			154	CUT	
1982	74	70	79	74	297	T51	1,184.00
1983	77	75			152	CUT	
1984	76	70	72	70	288	T15	12,800.00
1985	83	70			153	CUT	
<b>Total</b>							<b>\$37,384.00</b>

### Hansen, Soren (73.75)

Year	1st	2nd	3rd	4th	Total	Finish	Money
2008	71	73	73	78	295	T42	\$29,830.00
<b>Total</b>							<b>\$29,830.00</b>

### Hanson, Peter (71.50)

Year	1st	2nd	3rd	4th	Total	Finish	Money
2011	72	72	66	71	281	T19	\$107,214.28
2012	73	71	71	68	283	T15	137,987.50
2013	70	70	72	82	294	T72	18,430.00
<b>Total</b>							<b>\$292,496.00</b>

### Harman, Brian (72.60)

Year	1st	2nd	3rd	4th	Total	Finish	Money
2012	73	68	76	73	290	T51	\$22,496.00
2013	72	81			153	CUT	
2014	74	72			146	CUT	
2015	71	69	70	70	280	T8	270,000.00
2016	69	70	77	74	290	T54	24,150.00
2017	71	75	71	76	293	T53	24,430.00
<b>Total</b>							<b>\$341,076.00</b>

### Harrington, Padraig (72.33)

Year	1st	2nd	3rd	4th	Total	Finish	Money
2001	70	75	73	72	290	T33	\$31,028.57
2002	70	72	77	70	289	T22	55,700.00
2003	67	68	70	72	277	T2	572,000.00
2004	68	70	73	66	277	2	864,000.00
2005	67	73	77	78	295	T63	16,800.00
2006	73	73			146	CUT	
2007	76	70	74	70	290	T52	20,880.00
2008	72	78			150	CUT	
2009	72	72	74	72	290	T49	23,211.67
2010	73	72			145	CUT	
2011	73	78			151	CUT	
2012	69	76			145	CUT	
2013	68	76	75	76	295	T75	17,955.00
2015	71	73	75	67	286	T42	31,400.00
2016	72	74			146	CUT	
<b>Total</b>							<b>\$1,632,975.24</b>

### Harris, Labron (73.50)

Year	1st	2nd	3rd	4th	Total	Finish	Money
1974	73	73	72	76	294	T63	\$456.50
<b>Total</b>							<b>\$456.50</b>

### Hart, Dudley (73.97)

Year	1st	2nd	3rd	4th	Total	Finish	Money
1992	72	75			147	CUT	
1993	76	83			159	W/D	
1994	71	74			145	CUT	
1997	76	73			149	CUT	
1998	74	70	71	73	288	T25	\$30,533.33
1999	70	74	76	76	296	T38	20,000.00
2000	79				79	W/D	
2001	70	78			148	CUT	
2002	71	72	72	78	293	T49	14,430.00
2003	75	69	75	74	293	T62	13,845.00
2005	70	67	76	82	295	T63	16,800.00
2006	73	70	75	76	294	T45	22,020.00
2008	75	77			152	CUT	
2009	73				73	W/D	
<b>Total</b>							<b>\$117,628.33</b>

### Harwood, Mike (73.50)

Year	1st	2nd	3rd	4th	Total	Finish	Money
1992	69	78			147	CUT	
<b>Total</b>							

### Hatalsky, Morris (74.38)

Year	1st	2nd	3rd	4th	Total	Finish	Money
1978	74	79	74	75	302	T42	\$1,082.50
1979	71	73	78	81	303	T50	950.85
1980	78	74			152	CUT	
1981	76	77			153	CUT	
1982	70	77	79		226	DQ	
1983	76	78			154	CUT	
1984	77	83			160	CUT	
1985	68	79			147	CUT	
1986	74	70	69	75	288	T33	4,654.29
1987	73	69	70	70	282	T20	11,650.00
1988	70	68	71	76	285	T30	8,125.00
1989	77	74			151	CUT	
1991	72	77			149	CUT	
<b>Total</b>							<b>\$26,462.64</b>

### Hatton, Tyrrell (72.75)

Year	1st	2nd	3rd	4th	Total	Finish	Money
2017	76	70	71	74	291	T41	\$36,750.00
<b>Total</b>							<b>\$36,750.00</b>

### Hayes, Dale (76.17)

Year	1st	2nd	3rd	4th	Total	Finish	Money
1977	74	77	71	75	297	T16	\$4,350.00
1978	77	83			160	CUT	
<b>Total</b>							<b>\$4,350.00</b>

### Hayes, J.P. (73.32)

Year	1st	2nd	3rd	4th	Total	Finish	Money
1999	81	76			157	CUT	
2000	73	76	71	74	294	T42	\$20,400.00
2001	72	69	76	70	287	T21	62,400.00
2002	73	79			152	CUT	
2003	78	70			148	CUT	
2004	72	73	72	69	286	T22	80,000.00
2007	71	73	68	70	282	T6	281,700.00
2008	83	75			158	CUT	
2010	74	69			143	CUT	
2011	73	73			146	CUT	
<b>Total</b>							<b>\$444,500.00</b>

## Career Individual Player Records (cont.)

### Hayes, Mark (73.52)

Year	1st	2nd	3rd	4th	Total	Finish	Money
1974	71	68	73	73	285	T19	\$2,770.00
1975	77	71			148	CUT	
1976	71	67	67	72	277	5	12,300.00
1977	72	74	71	72	289	1	60,000.00
1978	73	77	77	73	300	T28	1,791.82
1979	72	75	79	80	306	T60	864.00
1980	70	75	75	71	291	T45	1,144.00
1981	74	72	75	73	294	T34	2,160.00
1982	71	76	81	80	308	80	1,000.00
1984	77	76			153	CUT	
1985	77	72			149	CUT	
1986	72	77			149	CUT	
1987	70	70	73	76	289	T54	2,270.00
1988	75	75			150	CUT	
1989	70	76	74	74	294	T55	3,064.50
1991	71	73	73	71	288	T52	3,731.20
<b>Total</b>							<b>\$91,095.52</b>

### Heafner, Vance (73.86)

Year	1st	2nd	3rd	4th	Total	Finish	Money
1981	78	74			152	CUT	
1982	68	70	73	77	288	T13	\$9,100.00
1983	72	71	69	74	286	T6	24,325.00
1984	79				79	W/D	
1985	78				78	W/D	
1988	77	74			151	CUT	
<b>Total</b>							<b>\$33,425.00</b>

### Heard, Jerry (73.10)

Year	1st	2nd	3rd	4th	Total	Finish	Money
1974	65	73	75	70	283	T13	\$4,250.00
1975	77	69	69	73	288	T21	2,206.25
1976	69	75	72	69	285	T27	2,040.00
1978	73	78	71	74	296	T12	5,460.00
1979	79	77			156	CUT	
1982	76	78			154	CUT	
<b>Total</b>							<b>\$13,956.25</b>

### Hearn, David (71.92)

Year	1st	2nd	3rd	4th	Total	Finish	Money
2012	69	75	77	74	295	T68	\$19,285.00
2013	72	71	71	70	284	T26	67,450.00
2014	70	71	68	70	279	T6	313,000.00
2015	67	71	70	78	286	T42	31,400.00
2016	71	71	72	71	285	T28	68,325.00
2017	70	69	80	78	297	T69	21,000.00
<b>Total</b>							<b>\$520,460.00</b>

### Heath, Skeeter (74.75)

Year	1st	2nd	3rd	4th	Total	Finish	Money
1982	68	79	76	76	299	T62	\$1,070.00
<b>Total</b>							<b>\$1,070.00</b>

### Hebert, Lionel (74.38)

Year	1st	2nd	3rd	4th	Total	Finish	Money
1974	73	76			150	CUT	
1975	72	74	77	73	296	T64	\$437.33
1976	73	76			149	CUT	
<b>Total</b>							<b>\$437.33</b>

### Heck, Marion (78.50)

Year	1st	2nd	3rd	4th	Total	Finish	Money
1974	76	81			157	CUT	
<b>Total</b>							

### Heinen, Mike (73.17)

Year	1st	2nd	3rd	4th	Total	Finish	Money
1995	74	75	67	78	294	T37	\$13,200.00
1996	74	71			145	CUT	
<b>Total</b>							<b>\$13,200.00</b>

### Heins, Bobby (76.50)

Year	1st	2nd	3rd	4th	Total	Finish	Money
1974	74	79			153	CUT	
<b>Total</b>							

### Heintzelman, Webb (74.00)

Year	1st	2nd	3rd	4th	Total	Finish	Money
1990	73	75			148	CUT	
<b>Total</b>							

### Henke, Nolan (73.18)

Year	1st	2nd	3rd	4th	Total	Finish	Money
1991	71	76			147	CUT	
1992	74	74			148	CUT	
1993	70	72	73	76	291	T65	\$5,225.00
1994	73	69	69	68	279	T9	65,000.00
1995	74	75	72	77	298	T61	6,390.00
1996	71	68	68	72	279	T19	35,735.00
1997	72	73	73	72	290	T37	15,400.00
1998	69	73	77	75	294	T57	8,920.00
1999	85	76			161	CUT	
2000	78	70	76	77	301	T77	10,980.00
<b>Total</b>							<b>\$147,650.00</b>

### Henley, Russell (71.69)

Year	1st	2nd	3rd	4th	Total	Finish	Money
2013	69	76			145	CUT	
2014	65	71	80	66	282	T17	\$135,333.34
2015	70	70	72	71	283	T24	81,000.00
2016	74	73			147	CUT	
2017	75	68	73	74	290	T35	50,662.50
<b>Total</b>							<b>\$266,995.84</b>

### Henninger, Brian (76.44)

Year	1st	2nd	3rd	4th	Total	Finish	Money
1995	79	82			161	CUT	
1996	79	74			153	CUT	
1997	75	72			147	CUT	
1998	73	72	73	79	297	T66	\$8,280.00
1999	79	79			158	CUT	
2000	81	77			158	CUT	
2001	71	78			149	CUT	
<b>Total</b>							<b>\$8,280.00</b>

### Henry, Bunky (74.00)

Year	1st	2nd	3rd	4th	Total	Finish	Money
1974	70	78			148	CUT	
<b>Total</b>							

### Henry, J.J. (73.03)

Year	1st	2nd	3rd	4th	Total	Finish	Money
2002	75	75			150	CUT	
2003	76	71			147	CUT	
2004	74	75			149	CUT	
2005	72	72			144	CUT	
2006	71	73	77	73	294	T45	\$22,020.00
2007	76	74			150	CUT	
2008	71	73	73	78	295	T42	29,830.00
2009	73	76			149	CUT	
2010	68	71	77	75	291	T58	20,805.00
2011	74	73			147	CUT	
2012	71	73	74	69	287	T40	37,050.00
2013	74	72			146	CUT	
2014	74	70	72	71	287	T48	24,072.73
2016	70	69	74	72	285	T28	68,325.00
<b>Total</b>							<b>\$202,102.73</b>

### Hensby, Mark (75.30)

Year	1st	2nd	3rd	4th	Total	Finish	Money
2005	72	70	76	80	298	T73	\$15,440.00
2006	71	73	79	83	306	74	15,360.00
2008	78	71			149	CUT	
<b>Total</b>							<b>\$30,800.00</b>

### Herman, Jim (75.50)

Year	1st	2nd	3rd	4th	Total	Finish	Money
2016	75	76			151	CUT	
2017	71	75	72	72	290	T35	\$50,662.50
<b>Total</b>							<b>\$50,662.50</b>

# Career Individual Player Records (cont.)

## Herron, Tim (73.00)

Year	1st	2nd	3rd	4th	Total	Finish	Money
1996	69	73	68	69	279	T19	\$35,735.00
1997	75	76			151	CUT	
1998	74	75			149	CUT	
1999	72	78			150	CUT	
2000	84	71			155	CUT	
2001	73	74	71	69	287	T21	62,400.00
2002	71	73	74	72	290	T28	38,212.50
2003	71	73	72	75	291	T54	15,015.00
2004	76	78			154	CUT	
2005	68	66	72	76	282	T6	278,000.00
2006	72	77			149	CUT	
2007	77	71	73	69	290	T52	20,880.00
2008	73	81			154	CUT	
2009	75	75			150	CUT	
2012	70	75			145	CUT	
2013	71	69	74	68	282	T15	156,750.00
<b>Total</b>							<b>\$606,992.50</b>

## Hewes, Jeff (79.50)

Year	1st	2nd	3rd	4th	Total	Finish	Money
1979	78	81			159	CUT	
<b>Total</b>							

## Hicks, Justin (70.50)

Year	1st	2nd	3rd	4th	Total	Finish	Money
2014	73	70	71	68	282	T17	\$135,333.34
<b>Total</b>							<b>\$135,333.34</b>

## Hill, Dave (74.87)

Year	1st	2nd	3rd	4th	Total	Finish	Money
1974	70	66	72	72	280	8	\$7,375.00
1975							
1976	72	72	73	74	291	T65	495.00
1977	81				81	W/D	
1979	79	80			159	CUT	
1980	72	81			153	CUT	
1981	80	79			159	CUT	
<b>Total</b>							<b>\$7,870.00</b>

## Hill, Mike (73.55)

Year	1st	2nd	3rd	4th	Total	Finish	Money
1974	71	74	70	75	290	T44	\$775.00
1975	76	69	70	73	288	T21	2,206.25
1976	73	73			146	CUT	
1977	73	76	76	78	303	T47	757.50
1978	76	78			154	CUT	
1979	75	74			149	CUT	
1980	70	75	71	72	288	T31	2,220.00
<b>Total</b>							<b>\$5,958.75</b>

## Hinkle, Lon (75.38)

Year	1st	2nd	3rd	4th	Total	Finish	Money
1977	75	83			158	CUT	
1978	75	72	74	70	291	3	\$21,300.00
1979	75	80			155	CUT	
1980	70	74	71	74	289	T39	1,760.00
1981	86	81			167	CUT	
1983	74	73	73	80	300	T56	1,568.00
1984	84	85			169	CUT	
1985	71	72	71	70	284	T7	27,112.50
1986	74	80			154	CUT	
1987	71	73			144	CUT	
1988	80	70			150	CUT	
1989	74	75			149	CUT	
1990	76	77			153	CUT	
<b>Total</b>							<b>\$51,740.50</b>

## Hinson, Larry (73.00)

Year	1st	2nd	3rd	4th	Total	Finish	Money
1974	69	73	70	74	286	T24	\$1,970.83
1975	76	73			149	CUT	
1976	74	75			149	CUT	
<b>Total</b>							<b>\$1,970.83</b>

## Hiskey, Babe (73.88)

Year	1st	2nd	3rd	4th	Total	Finish	Money
1974	72	71	74	75	292	T53	\$562.40
1975	73	73	80	73	299	70	375.00
<b>Total</b>							<b>\$937.40</b>

## Hjertstedt, Gabriel (75.00)

Year	1st	2nd	3rd	4th	Total	Finish	Money
1998	74	76			150	CUT	
1999	73	72	74	76	295	T32	\$27,666.67
2000	74	81			155	CUT	
<b>Total</b>							<b>\$27,666.67</b>

## Hnatiuk, Glen (73.92)

Year	1st	2nd	3rd	4th	Total	Finish	Money
2001	74	70	71	80	295	T58	\$13,080.00
2002	76	72			148	CUT	
2003	71	72	71	74	288	T39	26,000.00
2004	78	78			156	CUT	
<b>Total</b>							<b>\$39,080.00</b>

## Hoch, Scott (72.41)

Year	1st	2nd	3rd	4th	Total	Finish	Money
1981	75	76	73	71	295	T37	\$1,680.00
1982	72	70	72	74	288	T13	9,100.00
1983	77	74			151	CUT	
1984	78	71	72	73	294	T44	2,361.14
1985	76	74			150	CUT	
1986	69	74	71	70	284	T14	16,200.00
1987	76	65	70	74	285	T39	4,400.00
1988	78	72			150	CUT	
1989	74	74			148	CUT	
1990	75	72	85		232	W/D	
1991	71	78			149	CUT	
1993	72	71			143	CUT	
1994	72	74			146	CUT	
1995	82				82	W/D	
1996	71	70	70	68	279	T19	35,735.00
1997	69	71	65	74	279	2	378,000.00
1998	73	69	70	70	282	T5	146,000.00
1999	72	70	73	75	290	T6	161,875.00
2000	73	75	68	71	287	T13	112,500.00
2001	67	70	71	74	282	T7	187,000.00
2002	67	77	68	72	284	T4	226,200.00
2004	70	71	77	71	289	T42	24,087.28
<b>Total</b>							<b>\$1,305,138.42</b>

## Hoffman, Charley (72.21)

Year	1st	2nd	3rd	4th	Total	Finish	Money
2007	75	69	76	75	295	T75	\$16,830.00
2008	76	83			159	CUT	
2009	70	69	76	73	288	T37	39,900.00
2010	68	68	69	77	282	T22	95,000.00
2011	72	71	68	71	282	T26	67,450.00
2012	79	71			150	CUT	
2013	70	74	71	71	286	T37	41,800.00
2014	77	67	71	71	286	T38	38,000.00
2015	67	74	71	72	284	T30	58,125.00
2016	73	70			143	CUT	
2017	74	72	72	71	289	T30	65,205.00
<b>Total</b>							<b>\$422,310.00</b>

## Hoffmann, Morgan (71.60)

Year	1st	2nd	3rd	4th	Total	Finish	Money
2014	71	70	70	71	282	T17	\$135,333.33
2015	76	69			145	CUT	
2016	69	73	75	72	289	T49	25,914.00
<b>Total</b>							<b>\$161,247.33</b>

## Holland, Mike (78.67)

Year	1st	2nd	3rd	4th	Total	Finish	Money
1982	75				75	W/D	
1983	75	86			161	CUT	
<b>Total</b>							

# Career Individual Player Records (cont.)

## Holmes, J.B. (72.14)

Year	1st	2nd	3rd	4th	Total	Finish	Money
2006	71	73	76	73	293	T38	\$32,800.00
2007	76	72	69	68	285	T16	126,257.15
2008	72	72	71	75	290	T10	218,500.00
2009	72	76			148	CUT	
2010	66	72	72	70	280	T13	178,125.00
2011	68	69	73	69	279	T6	287,375.00
2012	74	78			152	CUT	
2014	76	73			149	CUT	
2015	70	71	73	73	287	T51	23,680.00
2016	70	73			143	CUT	
2017	68	69	70	84	291	T41	36,750.00
<b>Total</b>							<b>\$903,487.15</b>

## Horgan III, P.H. (75.50)

Year	1st	2nd	3rd	4th	Total	Finish	Money
1993	74	80			154	CUT	
1998	76	72			148	CUT	
<b>Total</b>							

## Horschel, Billy (71.75)

Year	1st	2nd	3rd	4th	Total	Finish	Money
2013	76	71			147	CUT	
2014	72	70	75	67	284	T26	\$69,500.00
2015	68	72	69	72	281	T13	187,500.00
2016	68	70	75	72	285	T28	68,325.00
2017	75	76			151	CUT	
<b>Total</b>							<b>\$325,325.00</b>

## Howell III, Charles (73.33)

Year	1st	2nd	3rd	4th	Total	Finish	Money
2002	71	74	78	72	295	T60	\$13,080.00
2003	72	71	72	72	287	T32	35,192.86
2004	75	75			150	CUT	
2005	72	72			144	CUT	
2006	71	73	76	75	295	T53	18,613.33
2007	73	74	75	76	298	T9	16,380.00
2008	79	74			153	CUT	
2009	73	73			146	CUT	
2010	76	73			149	CUT	
2011	73	74			147	CUT	
2012	76	69			145	CUT	
2013	71	67	77	76	291	T66	19,665.00
2014	71	74			145	CUT	
2015	68	72	71	77	288	T56	22,200.00
2016	72	75			147	CUT	
<b>Total</b>							<b>\$125,131.19</b>

## Howell, David (73.33)

Year	1st	2nd	3rd	4th	Total	Finish	Money
2005	74	73			147	CUT	
2006	71	71	81	70	293	T38	\$32,800.00
<b>Total</b>							<b>\$32,800.00</b>

## Hubbard, Mark (75.50)

Year	1st	2nd	3rd	4th	Total	Finish	Money
2017	76	75			151	CUT	

## Hughes, Bradley (75.63)

Year	1st	2nd	3rd	4th	Total	Finish	Money
1999	70	74	78	78	300	T62	\$10,500.00
2000	81	76			157	CUT	
2001	74	74			148	CUT	
<b>Total</b>							<b>\$10,500.00</b>

## Hughes, Mackenzie (71.75)

Year	1st	2nd	3rd	4th	Total	Finish	Money
2017	67	75	74	71	287	T16	\$152,250.00
<b>Total</b>							<b>\$152,250.00</b>

## Huh, John (73.00)

Year	1st	2nd	3rd	4th	Total	Finish	Money
2012	75	66	72	71	284	T23	\$95,000.00
2013	70	72	73	77	292	T68	19,190.00
2014	69	72	78		219	T72	19,400.00
2015	74	73			147	CUT	
2016	77	76			153	CUT	
2017	74	73			147	CUT	
<b>Total</b>							<b>\$133,590.00</b>

## Hulbert, Mike (72.87)

Year	1st	2nd	3rd	4th	Total	Finish	Money
1986	69	68	78	77	292	T58	\$1,971.00
1987	71	71	71	70	283	T24	7,737.50
1988	74	69	69	70	282	T16	17,535.72
1989	68	74	79	74	295	T59	2,902.50
1990	71	76	80	69	296	T61	3,210.00
1991	72	79			151	CUT	
1992	71	74			145	CUT	
1993	71	67	72	70	280	T11	53,000.00
1994	71	71	70	73	285	T35	11,037.50
1995	79	73			152	CUT	
1996	73	70	73	73	289	T71	6,895.00
1997	70	71	77	78	296	T62	7,490.00
1998	73	79			152	CUT	
1999	77	77			154	CUT	
<b>Total</b>							<b>\$111,779.22</b>

## Humenik, Ed (73.20)

Year	1st	2nd	3rd	4th	Total	Finish	Money
1992	67	70	77	70	284	T21	\$16,897.50
1993	74	72			146	CUT	
1994	73	72			145	CUT	
1995	75	82			157	CUT	
<b>Total</b>							<b>\$16,897.50</b>

## Hurley III, Billy (72.83)

Year	1st	2nd	3rd	4th	Total	Finish	Money
2015	74	72			146	CUT	
2017	71	72	76	72	291	T41	\$36,750.00
<b>Total</b>							<b>\$36,750.00</b>

## Huston, John (73.27)

Year	1st	2nd	3rd	4th	Total	Finish	Money
1988	73	73	78	74	298	T68	\$2,575.00
1989	70	78			148	CUT	
1991	72	71	70	70	283	T15	25,600.00
1992	69	69	78	71	287	T40	6,840.00
1993	69	76			145	CUT	
1994	68	73	72	72	285	T35	11,037.50
1995	74	80			154	CUT	
1996	72	74			146	CUT	
1997	72	70	77	79	298	T68	7,105.00
1998	72	75			147	CUT	
1999	75	72	73	73	293	T20	60,333.33
2000	81	75			156	CUT	
2001	75	79			154	CUT	
2002	73	69	73	70	285	T9	168,000.00
2003	79				79	W/D	
2004	72	71	71	73	287	T26	56,800.00
2005	73	71			144	CUT	
2006	73	75			148	CUT	
<b>Total</b>							<b>\$338,290.83</b>

## Ikeda, Yuta (72.00)

Year	1st	2nd	3rd	4th	Total	Finish	Money
2017	73	69	72	74	288	T22	\$92,137.50
<b>Total</b>							<b>\$92,137.50</b>

## Imada, Ryuji (72.95)

Year	1st	2nd	3rd	4th	Total	Finish	Money
2006	73	72			145	CUT	
2007	77	71	75	70	293	T68	\$18,090.00
2008	73	76			149	CUT	
2009	72	70	75	72	289	T45	28,595.00
2010	67	66	76	77	286	T39	38,000.00
2011	73	72			145	CUT	
2012	75	77			152	CUT	
<b>Total</b>							<b>\$84,685.00</b>

## Immelman, Trevor (73.50)

Year	1st	2nd	3rd	4th	Total	Finish	Money
2003	79	70			149	CUT	
2007	80	72			152	CUT	
2009	73	82			155	CUT	
2010	71	75			146	CUT	
2011	70	73	70	70	283	T33	\$50,191.67
2012	72	72	72	75	291	T56	21,280.00
<b>Total</b>							<b>\$71,471.67</b>



# Career Individual Player Records (cont.)

## Inman, Joe (74.69)

Year	1st	2nd	3rd	4th	Total	Finish	Money
1974	76	77			153	CUT	
1975	76	73			149	CUT	
1976	72	77			149	CUT	
1977	72	81	74	74	301	T34	\$1,515.00
1978	71	75	79	75	300	T28	1,791.82
1979	73	78			151	CUT	
1980	68	75	78	73	294	T60	868.00
1981	76	72	69	78	295	T37	1,680.00
1982	72	77			149	CUT	
1983	72	72	74	76	294	T32	4,142.00
1984	77	76			153	CUT	
1985	77	75			152	CUT	
1986	73	76			149	CUT	
<b>Total</b>							<b>\$9,996.82</b>

## Inman, John (73.58)

Year	1st	2nd	3rd	4th	Total	Finish	Money
1987	73	70	72	72	287	T44	\$3,023.33
1988	76	77			153	CUT	
1990	75	78			153	CUT	
1993	72	72			144	CUT	
1994	71	75			146	CUT	
<b>Total</b>							<b>\$3,023.33</b>

## Irwin, Hale (72.21)

Year	1st	2nd	3rd	4th	Total	Finish	Money
1974	70	76	70	72	288	T34	\$1,290.00
1975	67	72	72	72	283	7	8,000.00
1976	70	68	70	75	283	T17	3,617.14
1977	72	77	69	74	292	T3	17,700.00
1978	75	75	75	77	302	T42	1,082.50
1979	71	77			148	CUT	
1980	67	72	73	72	284	T14	6,400.00
1981	72	75	78	72	297	T51	947.20
1982	70	68	75	77	290	T19	6,500.00
1983	75	72	72	79	298	T49	1,727.60
1984	73	74	72	69	288	T15	12,800.00
1985	67	72	69	75	283	T5	34,200.00
1986	75	72			147	CUT	
1987	68	68	74	73	283	T24	7,737.50
1988	75	72			147	CUT	
1989	74	73			147	CUT	
1990	70	68	74	73	285	T5	52,687.50
1991	68	74	69	75	286	T27	9,394.28
1992	75	72			147	CUT	
1993	70	73			143	CUT	
1994	67	70	70	69	276	4	120,000.00
1995	73	68	78	78	297	T55	6,750.00
1996	67	73	69	74	283	T46	9,360.00
<b>Total</b>							<b>\$300,193.72</b>

## Ishii, David (74.00)

Year	1st	2nd	3rd	4th	Total	Finish	Money
1988	72	74	69	81	296	T60	\$2,725.00
<b>Total</b>							<b>\$2,725.00</b>

## Ishikawa, Ryo (70.00)

Year	1st	2nd	3rd	4th	Total	Finish	Money
2015	71	69	69	71	280	T8	\$270,000.00
<b>Total</b>							<b>\$270,000.00</b>

## Israelson, Bill (73.00)

Year	1st	2nd	3rd	4th	Total	Finish	Money
1986	74	72			146	CUT	
<b>Total</b>							

## Iverson, Don (74.17)

Year	1st	2nd	3rd	4th	Total	Finish	Money
1974	77	81			158	CUT	
1975	74	71	73	70	288	T21	\$2,206.25
1976	72	73	71	69	285	T27	2,040.00
1977	75	79	74	71	299	T24	2,460.00
1978	81	75			156	CUT	
1979	72	77			149	CUT	
<b>Total</b>							<b>\$6,706.25</b>

## Jacklin, Tony (76.00)

Year	1st	2nd	3rd	4th	Total	Finish	Money
1975	77	74			151	CUT	
1976	74	69	77	73	293	T74	
1977	82	82			164	CUT	
<b>Total</b>							

## Jacobson, Freddie (72.74)

Year	1st	2nd	3rd	4th	Total	Finish	Money
2004	73	78			151	CUT	
2005	73	77			150	CUT	
2006	69	72	74	74	289	T22	\$76,800.00
2007	76	74			150	CUT	
2008	76	70	70	78	294	T32	48,260.00
2009	70	73	72	75	290	T49	23,211.66
2010	69	70	69	71	279	T10	237,500.00
2011	67	75	73	76	291	T64	19,760.00
2012	71	79			150	CUT	
2013	72	71	71	74	288	T48	23,614.29
2014	70	70	75	75	290	64	21,200.00
2015	70	74	70	72	286	T42	31,400.00
2016	70	69	78	72	289	T49	25,914.00
2017	76	73			149	CUT	
<b>Total</b>							<b>\$507,659.95</b>

## Jacobs, John (73.80)

Year	1st	2nd	3rd	4th	Total	Finish	Money
1976	73	69	78	72	292	T70	\$112.50
1977	77				77	DQ	
<b>Total</b>							<b>\$112.50</b>

## Jacobsen, Peter (73.89)

Year	1st	2nd	3rd	4th	Total	Finish	Money
1978	74	76	80	75	305	T52	\$910.00
1979	74	72	76	75	297	T14	6,600.00
1980	68	74	69	71	282	T5	14,600.00
1981	77	83			160	CUT	
1982	72	72	77	71	292	T27	3,550.00
1983	73	68	72	77	290	T16	11,200.00
1984	75	73	76	71	295	T51	1,925.33
1985	75	75			150	CUT	
1986	72	69	72	75	288	T33	4,654.29
1987	75	77			152	CUT	
1988	69	75	69	69	282	T16	17,535.72
1989	70	75	74	78	297	T70	2,686.50
1990	74	67	75	75	291	T29	9,332.14
1991	74	80			154	CUT	
1992	81	75			156	CUT	
1994	73	80			153	CUT	
1995	74	69	71	78	292	T29	19,500.00
1996	73	71			144	CUT	
1997	75	71	73	73	292	T48	9,345.00
1999	75	82			157	CUT	
2004	72	73	71	83	299	80	14,400.00
2005	70	74			144	CUT	
<b>Total</b>							<b>\$116,238.98</b>

## Jaeckel, Barry (73.88)

Year	1st	2nd	3rd	4th	Total	Finish	Money
1976	67	78	74	69	288	T43	\$911.25
1977	77	81			158	CUT	
1978	76	81			157	CUT	
1979	75	79			154	CUT	
1980	75	77			152	CUT	
1981	69	70	72	74	285	T2	35,200.00
1982	72	75	76	76	299	T62	1,070.00
1983	73	71	74	74	292	T23	6,440.00
1984	72	72	72	76	292	T33	4,050.00
1985	71	73	73	78	295	63	1,926.00
1986	70	73	76	75	294	T67	1,818.00
1987	72	69	72	76	289	T54	2,270.00
<b>Total</b>							<b>\$53,685.25</b>

# Career Individual Player Records (cont.)

## Jaidee, Thongchai (73.13)

Year	1st	2nd	3rd	4th	Total	Finish	Money
2009	74	74			148	CUT	
2010	71	72			143	CUT	
2014	73	73			146	CUT	
2015	73	75			148	CUT	

**Total**

## Jamieson, Jim (73.50)

Year	1st	2nd	3rd	4th	Total	Finish	Money
1974	74	73			147	CUT	

**Total**

## January, Don (74.33)

Year	1st	2nd	3rd	4th	Total	Finish	Money
1975	74	72	73	74	293	T50	\$600.00
1976	67	68	73	72	280	T7	9,225.00
1977	75	83			158	CUT	
1978	73	74	79	77	303	T46	975.00
1979	68	79	79	78	304	T57	904.00
1980	77	79			156	CUT	
1982	69	73	72	76	290	T19	6,500.00

**Total \$18,204.00**

## Janzen, Lee (72.33)

Year	1st	2nd	3rd	4th	Total	Finish	Money
1991	73	74			147	CUT	
1992	73	76			149	CUT	
1993	70	71	71	73	285	T34	\$12,900.00
1994	65	75	70	75	285	T35	11,037.50
1995	69	74	69	71	283	T1	540,000.00
1996	70	71	70	72	283	T46	9,360.00
1997	73	73	74	70	290	T37	15,400.00
1998	70	67	69	79	285	T13	77,333.33
1999	75	74			149	CUT	
2000	70	73	70	73	286	T9	156,000.00
2001	77	67	69	73	286	T18	84,000.00
2002	77	72			149	CUT	
2003	73	69	70	83	295	T68	13,260.00
2004	75	72			147	CUT	
2005	73	69	74	80	296	T68	16,160.00
2010	70	76			146	CUT	

**Total \$935,450.83**

## Jenkins, Tom (74.96)

Year	1st	2nd	3rd	4th	Total	Finish	Money
1974	73	77			150	CUT	
1975	79	75			154	CUT	
1976	72	72	73	76	293	T74	
1977	75	75	71	79	300	T28	\$1,995.00
1978	77	78			155	CUT	
1981	74	77	72	75	298	T56	900.00
1982	74	76			150	CUT	
1983	79	71			150	T68	1,379.00
1984	80	69	72	74	295	T51	1,925.34
1985	77	77			154	CUT	

**Total \$6,199.34**

## Jimenez, Miguel Angel (74.09)

Year	1st	2nd	3rd	4th	Total	Finish	Money
1999	76	69	79	72	296	T38	\$20,000.00
2000	79	74			153	CUT	
2001	75	75			150	CUT	
2002	72	81			153	CUT	
2005	70	69	82	70	291	T46	21,394.29
2006	67	74	82	70	293	T38	32,800.00
2008	70	74	76	74	294	T32	48,260.00

**Total \$122,454.29**

## Jobe, Brandt (74.20)

Year	1st	2nd	3rd	4th	Total	Finish	Money
1999	73	79			152	CUT	
2001	76	77			153	CUT	
2002	80	77			157	CUT	
2003	72	70	70	75	287	T32	\$35,192.86
2004	68	75	76	75	294	T74	15,200.00
2006	75	74			149	CUT	
2011	75	70			145	CUT	
2012	73	74			147	CUT	

**Total \$50,392.86**

## Johansson, Per-Ulrik (73.20)

Year	1st	2nd	3rd	4th	Total	Finish	Money
1998	69	74	78	72	293	T54	\$9,200.00
2002	72	77			149	CUT	
2003	73	70	75	72	290	T48	16,336.67

**Total \$25,536.67**

## Johnson, Dustin (72.43)

Year	1st	2nd	3rd	4th	Total	Finish	Money
2008	73	80			153	CUT	
2009	72	72	78		222	T79	\$17,005.00
2010	71	71	70	73	285	T34	49,020.00
2011	72	70	73	74	289	T57	21,185.00
2013	74				74	W/D	
2014	68	74	72	74	288	T59	22,000.00
2015	72	72	75	72	291	T69	20,000.00
2016	70	70	77	68	285	T28	68,325.00
2017	71	73	74	68	286	T12	212,625.00

**Total \$410,160.00**

## Johnson, George (75.10)

Year	1st	2nd	3rd	4th	Total	Finish	Money
1974	77	68	76	79	300	T72	
1975							
1976	71	76			147	CUT	
1977	76	76	74	78	304	T55	\$652.50

**Total \$652.50**

## Johnson, Richard (75.00)

Year	1st	2nd	3rd	4th	Total	Finish	Money
2008	77	73			150	CUT	

**Total**

## Johnson, Richard (73.93)

Year	1st	2nd	3rd	4th	Total	Finish	Money
2004	75	80			155	CUT	
2006	72	70	75	73	290	T27	\$53,250.00
2007	78	74			152	CUT	
2009	66	72	74	77	289	T45	28,595.00
2010	76	73			149	CUT	

**Total \$81,845.00**

## Johnson, Zach (71.52)

Year	1st	2nd	3rd	4th	Total	Finish	Money
2005	65	70	72	76	283	T8	\$224,000.00
2006	71	73	74	79	297	T58	17,600.00
2007	73	73	70	69	285	T16	126,257.14
2008	76	79			155	CUT	
2009	72	71	70	74	287	T32	53,770.00
2010	70	70	67	75	282	T22	95,000.00
2011	74	70	70	66	280	T12	175,071.43
2012	70	66	73	68	277	T2	627,000.00
2013	66	71	76	70	283	T19	107,214.29
2014	69	71	72	72	284	T26	69,500.00
2015	71	68	71	71	281	T13	187,500.00
2016	67	69	80	74	290	T54	24,150.00
2017	72	73	71	76	292	T48	26,712.00

**Total \$1,733,774.86**

## Johnston, Ralph (73.38)

Year	1st	2nd	3rd	4th	Total	Finish	Money
1974							
1975	72	73	76	71	292	T45	\$730.00
1976	71	74	73	77	295	T78	

**Total \$730.00**

## Johnstone, Tony (72.00)

Year	1st	2nd	3rd	4th	Total	Finish	Money
1993	70	71	70	77	288	T52	\$5,771.42

**Total \$5,771.42**

## Jones, Grier (73.29)

Year	1st	2nd	3rd	4th	Total	Finish	Money
1974	74	76			150	CUT	
1976	71	71	71	72	285	T27	\$2,040.00
1977	72	78	76	74	300	T28	1,995.00
1978	79	77			156	CUT	
1980	74	69	72	68	283	T8	10,400.00
1981	73	73	73	70	289	T12	7,371.43
1982	76				76	W/D	

**Total \$21,806.43**

## Career Individual Player Records (cont.)

### Jones, Kent (75.00)

Year	1st	2nd	3rd	4th	Total	Finish	Money
2004	74	77			151	CUT	
2005	74	68	75	82	299	T75	\$15,040.00
2006	76	74			150	CUT	
2007	80	70			150	CUT	
<b>Total</b>							<b>\$15,040.00</b>

### Jones, Matt (72.81)

Year	1st	2nd	3rd	4th	Total	Finish	Money
2008	75	77			152	CUT	
2011	72	72	69	68	281	T19	\$107,214.29
2013	70	77			147	CUT	
2014	70	69	69	74	282	T17	135,333.33
2015	75	76			151	CUT	
2016	78	74			152	CUT	
<b>Total</b>							<b>\$242,547.62</b>

### Jones, Steve (72.83)

Year	1st	2nd	3rd	4th	Total	Finish	Money
1987	66	67	76	72	281	T15	\$16,000.00
1988	73	72	72	74	291	T48	3,275.00
1989	68	75	73	75	291	T41	5,130.00
1990	75	71	69	69	284	T3	87,000.00
1991	71	70	71	75	287	T41	5,064.73
1996	70	69	69	73	281	T33	17,718.75
1997	73	77			150	CUT	
1998	71	71	73	73	288	T25	30,533.33
1999	74	78			152	CUT	
2000	80	70	72	69	291	T27	41,700.00
2001	72	71	72	78	293	T50	14,472.00
2002	75	74			149	CUT	
2003	68	75	76	74	293	T62	13,845.00
2005	64	77	74	84	299	T75	15,040.00
2006	73	84			157	CUT	
<b>Total</b>							<b>\$249,778.81</b>

### Jordan, Pete (74.88)

Year	1st	2nd	3rd	4th	Total	Finish	Money
1997	72	74	73	71	290	T37	\$15,400.00
1998	73	79			152	CUT	
2001	76	81			157	CUT	
<b>Total</b>							<b>\$15,400.00</b>

### Kamm, Brian (74.88)

Year	1st	2nd	3rd	4th	Total	Finish	Money
1994	78	76			154	CUT	
1995	78	79			157	CUT	
1996	68	74	71	75	288	T67	\$7,105.00
<b>Total</b>							<b>\$7,105.00</b>

### Kang, Sung (72.63)

Year	1st	2nd	3rd	4th	Total	Finish	Money
2012	75	68	72	77	292	T61	\$20,520.00
2017	71	75	72	71	289	T30	65,205.00
<b>Total</b>							<b>\$85,725.00</b>

### Karl, Richie (73.50)

Year	1st	2nd	3rd	4th	Total	Finish	Money
1974	74	73			147	CUT	
<b>Total</b>							

### Karlsson, Robert (72.11)

Year	1st	2nd	3rd	4th	Total	Finish	Money
2007	77	68	71	66	282	T6	\$281,700.00
2009	74	70	75		219	T71	18,430.00
2010	71	69	77	79	296	69	19,190.00
2011	71	67	72	72	282	T26	67,450.00
2012	70	74	76	71	291	T56	21,280.00
<b>Total</b>							<b>\$408,050.00</b>

### Kaser, Monty (72.00)

Year	1st	2nd	3rd	4th	Total	Finish	Money
1974	72	70	74	72	288	T34	\$1,290.00
<b>Total</b>							<b>\$1,290.00</b>

### Katayama, Shingo (74.67)

Year	1st	2nd	3rd	4th	Total	Finish	Money
2002	72	75			147	CUT	
2006	70	73	77	81	301	T70	\$15,920.00
<b>Total</b>							<b>\$15,920.00</b>

### Kaufman, Smylie (72.17)

Year	1st	2nd	3rd	4th	Total	Finish	Money
2016	72	75			147	CUT	
2017	74	67	76	69	286	T12	\$212,625.00
<b>Total</b>							<b>\$212,625.00</b>

### Kaye, Jonathan (73.14)

Year	1st	2nd	3rd	4th	Total	Finish	Money
2000	77	77			154	CUT	
2001	67	72	76	71	286	T18	\$84,000.00
2002	72	72	77	73	294	T57	13,440.00
2003	73	70	70	74	287	T32	35,192.86
2004	76	71			147	CUT	
2005	72	69	77	75	293	T53	18,613.34
2006	77	71			148	CUT	
<b>Total</b>							<b>\$151,246.20</b>

### Kaymer, Martin (71.50)

Year	1st	2nd	3rd	4th	Total	Finish	Money
2009	71	73	69	78	291	T55	\$21,470.00
2010	70	71	68	76	285	T34	49,020.00
2011	67	72	70	72	281	T19	107,214.28
2012	73	69	70	71	283	T15	137,987.50
2013	73	69	76	69	287	T43	31,350.00
2014	63	69	72	71	275	1	1,800,000.00
2015	69	72	71	76	288	T56	22,200.00
2016	68	72	76	71	287	T39	44,100.00
2017	72	72	75	78	297	T69	21,000.00
<b>Total</b>							<b>\$2,234,341.78</b>

### Kelley, George (74.33)

Year	1st	2nd	3rd	4th	Total	Finish	Money
1975	70	76	72	76	294	T55	\$537.60
1976	74	78			152	CUT	
<b>Total</b>							<b>\$537.60</b>

### Kelly, Jerry (72.63)

Year	1st	2nd	3rd	4th	Total	Finish	Money
1996	74	74			148	CUT	
1997	79	75			154	CUT	
1998	68	71	77	73	289	T31	\$24,250.00
1999	80	78			158	CUT	
2000	79	70	73	72	294	T42	20,400.00
2001	69	66	70	73	278	4	288,000.00
2002	69	76	74	67	286	T11	138,000.00
2003	72	74			146	CUT	
2004	69	66	74	72	281	T6	268,000.00
2005	71	75			146	CUT	
2006	72	82			154	CUT	
2007	73	73	69	72	287	T28	56,100.00
2008	74	72	70	78	294	T32	48,260.00
2009	73	72			145	CUT	
2010	73	66	73	74	286	T39	38,000.00
2011	73	70	73	75	291	T64	19,760.00
2012	82	72			154	CUT	
2013	71	68	73	74	286	T37	41,800.00
2014	78	68			146	CUT	
2015	71	65	72	74	282	T17	130,857.14
2016	67	68	77	71	283	T19	131,775.00
2017	74	77			151	CUT	
<b>Total</b>							<b>\$1,205,202.14</b>

### Kendall, Skip (73.42)

Year	1st	2nd	3rd	4th	Total	Finish	Money
1998	74	72	73	79	298	68	\$8,160.00
1999	70	73	70	78	291	T10	107,142.85
2000	78	73			151	CUT	
2001	68	78	69	73	288	T26	44,400.00
2002	81	73			154	CUT	
2003	68	69	73	77	287	T32	35,192.85
2004	73	74			147	CUT	
2005	73	73			146	CUT	
<b>Total</b>							<b>\$194,895.70</b>

## Career Individual Player Records (cont.)

### Kern, Ben (75.50)

Year	1st	2nd	3rd	4th	Total	Finish	Money
1974	78	73			151	CUT	
<b>Total</b>							

### Killeen, J.J. (73.00)

Year	1st	2nd	3rd	4th	Total	Finish	Money
2012	69	77			146	CUT	
<b>Total</b>							

### Kim, Anthony (76.10)

Year	1st	2nd	3rd	4th	Total	Finish	Money
2007	78	83			161	CUT	
2008	70	70	79	76	295	T42	\$29,830.00
2009	73	82			155	CUT	
2011	74	76			150	CUT	
<b>Total</b>							<b>\$29,830.00</b>

### Kim, Michael (73.75)

Year	1st	2nd	3rd	4th	Total	Finish	Money
2017	72	74	73	76	295	T60	\$22,680.00
<b>Total</b>							<b>\$22,680.00</b>

### Kim, Si Woo (70.25)

Year	1st	2nd	3rd	4th	Total	Finish	Money
2016	68	70	72	74	284	T23	\$93,450.00
2017	69	72	68	69	278	1	1,890,000.00
<b>Total</b>							<b>\$1,983,450.00</b>

### Kirk, Chris (71.70)

Year	1st	2nd	3rd	4th	Total	Finish	Money
2011	76	73			149	CUT	
2012	71	73	72	74	290	T51	\$22,496.00
2013	70	69	75	75	289	T55	21,280.00
2014	71	73	70	67	281	T13	187,500.00
2015	70	68	68	75	281	T13	187,500.00
2016	73				73	W/D	
2017	74	72	69	71	286	T12	212,625.00
<b>Total</b>							<b>\$631,401.00</b>

### Kisner, Kevin (71.50)

Year	1st	2nd	3rd	4th	Total	Finish	Money
2015	73	67	67	69	276	T2	\$880,000.00
2016	74	71			145	CUT	
2017	71	75	73	75	294	T56	23,625.00
<b>Total</b>							<b>\$903,625.00</b>

### Kite, Tom (72.54)

Year	1st	2nd	3rd	4th	Total	Finish	Money
1974	73	73	72	67	285	T19	\$2,770.00
1975	72	70	77	72	291	T40	975.00
1976	72	70	70	71	283	T17	3,617.14
1977	78	78			156	CUT	
1978	74	77	78	71	300	T28	1,791.82
1979	72	73	75	75	295	T9	10,800.00
1980	74	72	69	73	288	T31	2,220.00
1982	71	71	75	75	292	T27	3,550.00
1983	72	75	73	73	293	T27	4,970.00
1984	74	70	74	77	295	T51	1,925.33
1985	70	75	75	76	296	T64	1,872.00
1986	69	69	71	72	281	T4	37,200.00
1987	72	70	67	70	279	T9	27,000.00
1988	67	73	69	72	281	T11	26,500.00
1989	69	70	69	71	279	1	243,000.00
1990	72	70	70	73	285	T5	52,687.50
1991	77	71			148	CUT	
1992	72	68	74	72	286	T35	8,874.00
1993	72	72			144	CUT	
1994	65	71	70	73	279	T9	65,000.00
1995	71	74	76	74	295	T43	9,620.00
1996	71	73			144	CUT	
1997	75	73			148	CUT	
1998	72	66	78	72	288	T25	30,533.34
1999	76	72	79	79	306	T77	9,250.00
2000	75	72	77	75	299	T66	12,120.00
2001	70	73	75	74	292	T44	18,140.00
2002	72	71	79	69	291	T36	26,437.50
<b>Total</b>							<b>\$600,853.63</b>

### Kizzire, Patton (75.67)

Year	1st	2nd	3rd	4th	Total	Finish	Money
2016	71	70	82	77	300	76	\$19,740.00
2017	77	77			154	CUT	
<b>Total</b>							<b>\$19,740.00</b>

### Kjeldsen, Soren (72.17)

Year	1st	2nd	3rd	4th	Total	Finish	Money
2009	70	75			145	CUT	
2016	72	70	74	72	288	T43	\$33,670.00
<b>Total</b>							<b>\$33,670.00</b>

### Klauk, Jeff (73.00)

Year	1st	2nd	3rd	4th	Total	Finish	Money
2009	71	72	71	71	285	T14	\$147,250.00
2010	75	78			153	CUT	
<b>Total</b>							<b>\$147,250.00</b>

### Knost, Colt (73.43)

Year	1st	2nd	3rd	4th	Total	Finish	Money
2012	79	78			157	CUT	
2013	79				79	W/D	
2016	72	63	74	69	278	T3	\$504,000.00
<b>Total</b>							<b>\$504,000.00</b>

### Knox, Kenny (72.68)

Year	1st	2nd	3rd	4th	Total	Finish	Money
1986	71	73	69	74	287	T21	\$7,627.50
1987	73	71			144	CUT	
1988	75	75			150	CUT	
1989	72	74	71	77	294	T55	3,064.50
1990	73	73	75	69	290	T24	12,450.00
1991	73	71	77	68	289	T57	3,552.00
1992	75	70			145	CUT	
<b>Total</b>							<b>\$26,694.00</b>

### Knox, Russell (71.29)

Year	1st	2nd	3rd	4th	Total	Finish	Money
2014	72	72	73	68	285	T34	\$52,750.00
2015	72	70	72	68	282	T17	130,857.15
2016	68	67	80	68	283	T19	131,775.00
2017	76	72			148	CUT	
<b>Total</b>							<b>\$315,382.15</b>

### Knudson, George (76.00)

Year	1st	2nd	3rd	4th	Total	Finish	Money
1975	77	74			151	CUT	
1976	70	73	74	74	291	T65	\$495.00
1977	79	80			159	CUT	
1978	80	79			159	CUT	
<b>Total</b>							<b>\$495.00</b>

### Koch, Gary (74.25)

Year	1st	2nd	3rd	4th	Total	Finish	Money
1977	72	83	75	84	314	78	
1978	77	80			157	CUT	
1979	70	72	74	82	298	T20	\$4,035.00
1980	77	75			152	CUT	
1981	81	78			159	CUT	
1983	77	71	79	70	297	T43	2,244.67
1984	77	71	75	73	296	T54	1,824.00
1985	74	72	76	72	294	T55	2,007.00
1986	72	70	72	73	287	T21	7,627.50
1987	75	75			150	CUT	
1988	70	72	69	71	282	T16	17,535.71
1989	70	69	70	75	284	T8	39,150.00
<b>Total</b>							<b>\$74,423.88</b>

### Koepka, Brooks (71.80)

Year	1st	2nd	3rd	4th	Total	Finish	Money
2015	78	67			145	CUT	
2016	66	70	77	73	286	T35	\$52,893.75
2017	74	69	71	73	287	T16	152,250.00
<b>Total</b>							<b>\$205,143.75</b>

# Career Individual Player Records (cont.)

## Kokrak, Jason (73.33)

Year	1st	2nd	3rd	4th	Total	Finish	Money
2013	69	76			145	CUT	
2014	70	80			150	CUT	
2015	69	76			145	CUT	
2016	73				73	W/D	
2017	73	74			147	CUT	

**Total**

## Kraft, Greg (73.75)

Year	1st	2nd	3rd	4th	Total	Finish	Money
1994	72	71	72	77	292	T78	\$4,525.00
1995	74	78			152	CUT	
1997	73	75			148	CUT	
1999	71	74	82	73	300	T62	10,500.00
2000	77	72	70	71	290	T22	57,600.00
2001	73	71	72	81	297	T65	12,480.00
2002	73	76			149	CUT	
2008	75	72	68	75	290	T10	218,500.00
2009	74	73			147	CUT	

**Total \$303,605.00**

## Kratzert, Billy (75.21)

Year	1st	2nd	3rd	4th	Total	Finish	Money
1977	69	83	76	71	299	T24	\$2,460.00
1978	75	76	75	76	302	T42	1,082.50
1979	69	70	75	79	293	T5	14,600.00
1980	73	80			153	CUT	
1981	76	73	71	75	295	T37	1,680.00
1982	74	74	81	82	311	81	1,000.00
1985	77	77			154	CUT	
1986	77	70			147	CUT	
1988	74	78			152	CUT	

**Total \$20,822.50**

## Kresge, Cliff (73.33)

Year	1st	2nd	3rd	4th	Total	Finish	Money
2004	71	76			147	CUT	
2007	72	72	69	74	287	T28	\$56,100.00
2008	74	71	77	77	299	65	19,950.00
2009	72	75			147	CUT	

**Total \$76,050.00**

## Kuchar, Matt (71.48)

Year	1st	2nd	3rd	4th	Total	Finish	Money
2002	73				73	W/D	
2003	74	71			145	CUT	
2004	74	67	71	73	285	T16	\$116,000.00
2008	78	75			153	CUT	
2009	72	72	73	68	285	T14	147,250.00
2010	68	71	70	71	280	T13	178,125.00
2011	69	72	73	74	288	T54	21,850.00
2012	68	68	69	70	275	1	1,710,000.00
2013	71	66	75	76	288	T48	23,614.28
2014	71	71	69	71	282	T17	135,333.33
2015	73	72			145	CUT	
2016	71	67	72	68	278	T3	504,000.00
2017	73	71	81		225	82	18,480.00

**Total \$2,854,652.61**

## Kuehne, Hank (77.00)

Year	1st	2nd	3rd	4th	Total	Finish	Money
2004	72	82			154	CUT	
2005	70	78			148	CUT	
2006	80	80			160	CUT	

**Total**

## LaBelle II, Doug (76.00)

Year	1st	2nd	3rd	4th	Total	Finish	Money
2007	77	75			152	CUT	

**Total**

## Ladehoff, Greg (74.00)

Year	1st	2nd	3rd	4th	Total	Finish	Money
1986	73	69	78	76	296	T72	\$1,755.00

**Total \$1,755.00**

## Lahiri, Anirban (74.50)

Year	1st	2nd	3rd	4th	Total	Finish	Money
2015	76	72			148	CUT	
2017	75	75			150	CUT	

## Laird, Martin (71.78)

Year	1st	2nd	3rd	4th	Total	Finish	Money
2009	71	72	76		219	T71	\$18,430.00
2010	74	74			148	CUT	
2011	72	70	76	74	292	T69	19,000.00
2012	65	73	72	67	277	T2	627,000.00
2013	71	67	73	67	278	T5	346,750.00
2014	76	70			146	CUT	
2016	71	73			144	CUT	
2017	74	73			147	CUT	

**Total \$1,011,180.00**

## Lamely, Derek (72.75)

Year	1st	2nd	3rd	4th	Total	Finish	Money
2010	71	73			144	CUT	
2011	74	73			147	CUT	

**Total**

## Lamontagne, Steve (72.50)

Year	1st	2nd	3rd	4th	Total	Finish	Money
1993	72	73			145	CUT	

**Total**

## Lancaster, Neal (73.24)

Year	1st	2nd	3rd	4th	Total	Finish	Money
1991	71	73	69	71	284	T20	\$19,306.67
1992	69	75	72	71	287	T40	6,840.00
1993	76	71			147	CUT	
1994	71	68	72	74	285	T35	11,037.50
1995	74	83			157	CUT	
1996	73	70	69	72	284	T53	7,990.00
1997	74	73			147	CUT	
1998	76	73			149	CUT	
1999	74	76			150	CUT	
2001	76	72			148	CUT	
2002	73	71	75	78	297	68	12,240.00
2003	70	72	69	74	285	T27	47,125.00
2004	72	71	80	79	302	83	13,920.00
2005	81				81	W/D	

**Total \$118,459.17**

## Landrum, Ralph (74.67)

Year	1st	2nd	3rd	4th	Total	Finish	Money
1984	75	76			151	CUT	
1985	73	73	70	81	297	T69	\$1,791.00

**Total \$1,791.00**

## Langer, Bernhard (72.07)

Year	1st	2nd	3rd	4th	Total	Finish	Money
1984	72	70	75	74	291	T29	\$5,320.00
1985	68	70	75	71	284	T7	27,112.50
1986	70	73	73	73	289	T40	3,240.00
1987	72	71	71	69	283	T24	7,737.50
1988	71	72	67	72	282	T16	17,535.72
1989	72	74	76	74	296	T67	2,754.00
1991	70	70	71	69	280	T6	53,600.00
1992	68	74	70	73	285	T29	11,445.00
1993	65	69	70	71	275	2	270,000.00
1994	74	68	70	72	284	T27	16,640.62
1995	69	71	71	73	284	2	324,000.00
1997	71	73	75	70	289	T31	20,300.00
1998	80	71			151	CUT	
1999	73	72	77	74	296	T38	20,000.00
2000	70	76	75	73	294	T42	20,400.00
2001	73	68	68	67	276	3	408,000.00
2002	75	71	72	71	289	T22	55,700.00
2003	72	70	71	77	290	T48	16,336.66
2004	71	74	73	77	295	T77	14,800.00
2005	75	69			144	CUT	
2006	67	75	79	76	297	T58	17,600.00
2007	72	77	73	69	291	T58	19,710.00
2008	72	67	75	77	291	T15	147,250.00
2015	73	73			146	CUT	
2016	72	72			144	CUT	
2017	71	78			149	CUT	

**Total \$1,479,482.00**



## Career Individual Player Records (cont.)

### Langham, Franklin (74.20)

Year	1st	2nd	3rd	4th	Total	Finish	Money
1999	71	75	75	74	295	T32	\$27,666.67
2000	85	77			162	CUT	
2001	73	71	71	70	285	T15	102,000.00
<b>Total</b>							<b>\$129,666.67</b>

### Langley, Scott (72.02)

Year	1st	2nd	3rd	4th	Total	Finish	Money
2013	76	71			147	CUT	
2014	71	72	72	70	285	T34	\$52,750.00
2015	72	72	71	75	290	T66	20,600.00
<b>Total</b>							<b>\$73,350.00</b>

### Lawrie, Paul (74.57)

Year	1st	2nd	3rd	4th	Total	Finish	Money
2000	76	74	71	79	300	T73	\$11,460.00
2001	75	78			153	CUT	
2002	73	79			152	CUT	
2003	71	73	74	74	292	T56	14,495.00
2004	74	73			147	CUT	
<b>Total</b>							<b>\$25,955.00</b>

### Leaney, Stephen (75.75)

Year	1st	2nd	3rd	4th	Total	Finish	Money
2003	78	77			155	CUT	
2004	78	76			154	CUT	
2005	72	77			149	CUT	
2006	72	79			151	CUT	
2007	77	73			150	CUT	
2008	77	73			150	CUT	
<b>Total</b>							

### Lee, Dong-hwan (78.00)

Year	1st	2nd	3rd	4th	Total	Finish	Money
2014	78				78	W/D	
<b>Total</b>							

### Lee, Danny (73.38)

Year	1st	2nd	3rd	4th	Total	Finish	Money
2015	73	73			146	CUT	
2016	67	71	72	76	286	T35	\$52,893.75
2017	78	77			155	CUT	
<b>Total</b>							<b>\$52,893.75</b>

### Lee, Richard (73.83)

Year	1st	2nd	3rd	4th	Total	Finish	Money
2013	76	76			152	CUT	
2014	71	71	76	73	291	T65	\$20,800.00
<b>Total</b>							<b>\$20,800.00</b>

### Lee, Stan (77.75)

Year	1st	2nd	3rd	4th	Total	Finish	Money
1978	80	77			157	CUT	
1980	74	80			154	CUT	
<b>Total</b>							

### Leggatt, Ian (73.50)

Year	1st	2nd	3rd	4th	Total	Finish	Money
2002	74	73			147	CUT	
<b>Total</b>							

### Lehman, Tom (71.35)

Year	1st	2nd	3rd	4th	Total	Finish	Money
1992	70	72	71	68	281	T13	\$33,750.00
1993	69	73	69	69	280	T11	53,000.00
1994	68	77			145	CUT	
1995	71	72	72	74	289	T14	52,500.00
1996	70	72	67	67	276	T8	94,500.00
1997	67	71	73	72	283	6	126,000.00
1998	72	70	70	68	280	T2	352,000.00
1999	75	74			149	CUT	
2000	71	68	72	74	285	8	186,000.00
2001	71	71	72	70	284	T12	126,000.00
2002	73	71	74	72	290	T28	38,212.50
2003	69	72	75	72	288	T39	26,000.00
2004	74	75			149	CUT	
2005	71	69	72	68	280	T2	597,333.34
2006	71	71	70	78	290	T27	53,250.00
2007	70	73	73	70	286	T23	80,100.00
2008	73	73	69	74	289	T6	307,562.50
<b>Total</b>							<b>\$2,126,208.34</b>

### Leishman, Marc (72.42)

Year	1st	2nd	3rd	4th	Total	Finish	Money
2010	74	73			147	CUT	
2011	81	80			161	CUT	
2012	73	70	73	72	288	45	\$31,350.00
2013	72	66	71	72	281	T8	237,500.00
2014	70	72	74	67	283	T23	96,000.00
2015	69	71	74	69	283	T24	81,000.00
2016	70	72	75	75	292	T64	21,735.00
2017	73	75			148	CUT	
<b>Total</b>							<b>\$467,585.00</b>

### Leonard, Justin (72.54)

Year	1st	2nd	3rd	4th	Total	Finish	Money
1995	73	74	72	74	293	T34	\$16,200.00
1996	65	70	80	72	287	T65	7,315.00
1997	71	71	70	78	290	T37	15,400.00
1998	72	69	70	67	278	1	720,000.00
1999	72	72	75	75	294	T23	40,166.67
2000	71	76	69	74	290	T22	57,600.00
2001	74	76			150	CUT	
2002	72	74	72	74	292	T44	18,648.00
2003	73	70	68	73	284	T21	65,000.00
2004	75	69	72	73	289	T42	24,087.27
2005	76	74			150	CUT	
2006	75	70			145	CUT	
2007	78	72			150	CUT	
2008	75	74			149	CUT	
2009	70	69	75	73	287	T32	53,770.00
2010	72	68	70	79	289	T52	22,277.50
2011	70	73	72	74	289	T57	21,185.00
2012	75	68	74	79	296	T70	18,905.00
2013	70	74	74	71	289	T55	21,280.00
2014	68	73	70	75	286	T38	38,000.00
2015	73	73			146	CUT	
<b>Total</b>							<b>\$1,139,834.44</b>

### Letzig, Michael (72.83)

Year	1st	2nd	3rd	4th	Total	Finish	Money
2009	71	68	74	76	289	T45	\$28,595.00
2010	75	73			148	CUT	
<b>Total</b>							<b>\$28,595.00</b>

### Levet, Thomas (72.50)

Year	1st	2nd	3rd	4th	Total	Finish	Money
2003	74	71			145	CUT	
<b>Total</b>							

## Career Individual Player Records (cont.)

### Levi, Wayne (73.24)

Year	1st	2nd	3rd	4th	Total	Finish	Money
1978	74	75	82	77	308	T63	\$810.00
1979	69	72	77	75	293	T5	14,600.00
1980	76				76	W/D	
1981	74	76	72	70	292	T26	3,080.00
1982	75				75	W/D	
1983	72	74	71	72	289	T13	13,533.33
1984	71	71	76	71	289	T20	8,666.67
1985	72	80			152	CUT	
1986	73	71	76	70	290	T48	2,262.00
1987	68	78			146	CUT	
1988	70	71	71	68	280	T8	36,250.00
1989	75	71	68	79	293	T50	3,256.20
1990	77	77			154	CUT	
1991	75	75			150	CUT	
1992	70	69	73	71	283	T17	26,100.00
1993	71	75			146	CUT	
1994	72	68	72	72	284	T27	16,640.63
1995	73	74	74	74	295	T43	9,620.00
1997	76	77			153	CUT	
<b>Total</b>							<b>\$134,818.83</b>

### Levin, Don (77.50)

Year	1st	2nd	3rd	4th	Total	Finish	Money
1982	78	77			155	CUT	
<b>Total</b>							

### Levin, Spencer (71.61)

Year	1st	2nd	3rd	4th	Total	Finish	Money
2010	71	67	72	77	287	T45	\$30,400.00
2011	72	69	68	71	280	T12	175,071.43
2012	74	68	72	69	283	T15	137,987.50
2015	70	75			145	CUT	
2016	76	71			147	CUT	
2017	75	72			147	CUT	
<b>Total</b>							<b>\$343,458.93</b>

### Lewis, J.L. (74.23)

Year	1st	2nd	3rd	4th	Total	Finish	Money
1999	75	77			152	CUT	
2000	77	74			151	CUT	
2001	73	72	78	77	300	T73	\$11,520.00
2002	74	70	71	81	296	T63	12,600.00
2003	79	73			152	CUT	
2004	74	73			147	CUT	
2005	66	77	70	70	283	T8	224,000.00
2006	76	76			152	CUT	
<b>Total</b>							<b>\$248,120.00</b>

### Lickliter II, Frank (72.84)

Year	1st	2nd	3rd	4th	Total	Finish	Money
1998	77	72			149	CUT	
1999	71	70	76	77	294	T23	\$40,166.67
2000	75	74	71	75	295	T48	15,264.00
2001	72	72	70	68	282	T7	187,000.00
2002	76	70	73	74	293	T49	14,430.00
2003	74	74			148	CUT	
2004	69	71	68	72	280	T3	416,000.00
2005	72	71	73	86	302	T79	14,480.00
2007	77	72	69	70	288	T37	38,700.00
<b>Total</b>							<b>\$726,040.67</b>

### Liebler, Steven (77.00)

Year	1st	2nd	3rd	4th	Total	Finish	Money
1984	80	74			154	CUT	
<b>Total</b>							

### Lietzke, Bruce (72.40)

Year	1st	2nd	3rd	4th	Total	Finish	Money
1975	72	76			148	CUT	
1976	74	78			152	CUT	
1977	75	75	78	74	302	T40	\$1,110.00
1978	77	78			155	CUT	
1979	73	75			148	CUT	
1980	72	74	74	67	287	T24	3,165.72
1981	73	75	68	71	287	T4	15,750.00
1982	69	72	69	73	283	T4	24,000.00
1983	68	75	71	71	285	T3	36,400.00
1984	71	73	74	69	287	T12	16,800.00
1985	71	72	70	71	284	T7	27,112.50
1986	70	71	75	73	289	T40	3,240.00
1987	71	76			147	CUT	
1988	74	75			149	CUT	
1989	66	69	74	72	281	T3	91,800.00
1990	75	70	70	73	288	T11	31,800.00
1991	71	72	68	69	280	T6	53,600.00
1992	72	72	71	73	288	T46	5,244.00
1993	69	69	72	74	284	T28	16,625.00
1994	78	70			148	CUT	
1995	78	70	75	72	295	T43	9,620.00
1996	71	74			145	CUT	
1998	69	70	74	72	285	T13	77,333.33
1999	71	68	80	76	295	T32	27,666.67
<b>Total</b>							<b>\$441,267.22</b>

### Lindsey, Pat (73.86)

Year	1st	2nd	3rd	4th	Total	Finish	Money
1982	68	78	78	76	300	T65	\$1,030.00
1983	78	73			151	CUT	
1984	73	71	75	70	289	T20	8,666.67
1985	72	75			147	CUT	
1986	72	75			147	CUT	
<b>Total</b>							<b>\$9,696.67</b>

### Lingmerth, David (71.82)

Year	1st	2nd	3rd	4th	Total	Finish	Money
2013	68	68	69	72	277	T2	\$709,333.33
2014	71	77			148	CUT	
2016	71	72			143	CUT	
2017	69	75	78		222	T72	20,370.00
<b>Total</b>							<b>\$729,703.33</b>

### Lister, John (75.67)

Year	1st	2nd	3rd	4th	Total	Finish	Money
1974	75	72			147	CUT	
1975	72	71	71	72	286	T15	\$4,000.00
1976	73	77			150	CUT	
1977	73	91			164	CUT	
1978	76	76	81	78	311	T73	750.00
1979	73	78			151	CUT	
1980	79	74			153	CUT	
<b>Total</b>							<b>\$4,750.00</b>

### Littler, Gene (72.83)

Year	1st	2nd	3rd	4th	Total	Finish	Money
1974	72	69	69	67	277	T4	\$11,750.00
1975	73	71	70	71	285	T11	5,062.50
1976	73	74			147	CUT	
1977	80	71	76	73	300	T28	1,995.00
1978							
1980	69	81			150	CUT	
1981	77	75			152	CUT	
<b>Total</b>							<b>\$18,807.50</b>

## Career Individual Player Records (cont.)

### Lohr, Bob (73.45)

Year	1st	2nd	3rd	4th	Total	Finish	Money
1985	81	83			164	CUT	
1986	74	74			148	CUT	
1987	72	71	73	82	298	71	\$1,980.00
1988	73	73	74	72	292	T51	3,008.34
1989	71	73	75	76	295	T59	2,902.50
1990	74	69	74	81	298	T68	3,045.00
1991	68	71	68	74	281	T9	41,600.00
1992	69	68	74	73	284	T21	16,897.50
1993	71	71	70	72	284	T28	16,625.00
1994	74	76			150	CUT	
1995	74	75	73	75	297	T55	6,750.00
1996	76	71			147	CUT	

**Total \$92,808.34**

### Lonard, Peter (73.50)

Year	1st	2nd	3rd	4th	Total	Finish	Money
2003	73	68	71	80	292	T56	\$14,495.00
2004	80	75			155	CUT	
2005	73	73			146	CUT	
2006	71	73	74	76	294	T45	22,020.00
2007	69	72	68	73	282	T6	281,700.00
2008	77	74			151	CUT	
2009	77	73			150	CUT	

**Total \$318,215.00**

### Lott, Lyn (74.54)

Year	1st	2nd	3rd	4th	Total	Finish	Money
1974	70	78			148	CUT	
1975	74	69	74	78	295	T60	\$481.25
1976	75	68	73	72	288	T43	911.25
1977	75	80	76	77	308	T69	457.50
1978	75	76	78	71	300	T28	1,791.82
1981	78	75			153	CUT	
1982	67	71	80	79	297	T51	1,184.00

**Total \$4,825.82**

### Lotz, Dick (74.50)

Year	1st	2nd	3rd	4th	Total	Finish	Money
1974	70	71	77	73	291	T49	\$622.00
1975	76	76			152	CUT	
1976	73	80			153	CUT	

**Total \$622.00**

### Loupe, Andrew (73.50)

Year	1st	2nd	3rd	4th	Total	Finish	Money
2017	74	73			147	CUT	

### Love III, Davis (71.84)

Year	1st	2nd	3rd	4th	Total	Finish	Money
1986	71	71	75	67	284	T14	\$16,200.00
1987	73	74			147	CUT	
1988	73	71			144	DQ	
1989	74	75			149	CUT	
1990	73	68	74	75	290	T24	12,450.00
1991	71	79			150	CUT	
1992	67	68	71	67	273	1	324,000.00
1993	70	69	82	72	293	T67	5,125.00
1994	68	66	70	74	278	T6	83,750.00
1995	73	67	74	72	286	T6	104,250.00
1996	69	70	72	72	283	T46	9,360.00
1997	72	66	73		211	DQ	
1998	73	72	69	80	294	T57	8,920.00
1999	70	70	78	73	291	T10	107,142.86
2000	73	75	72	75	295	T48	15,264.00
2001	72	76			148	CUT	
2002	73	74			147	CUT	
2003	70	67	70	64	271	1	1,170,000.00
2004	77	68	70	73	288	T33	39,644.44
2005	72	66	74	71	283	T8	224,000.00
2006	65	83			148	CUT	
2007	77	71	73	74	295	T75	16,830.00
2008	73	74	70	80	297	T54	21,280.00
2009	73	74			147	CUT	
2010	69	68	71	68	276	T4	358,150.00
2011	68	69	70	73	280	T12	175,071.42
2012	72	74			146	CUT	
2013	70	72	70	76	288	T48	23,614.28
2016	71	72			143	CUT	

**Total \$2,715,052.00**

### Lovemark, Jamie (73.57)

Year	1st	2nd	3rd	4th	Total	Finish	Money
2016	71	71	79	71	292	T64	\$21,735.00
2017	75	70	78		223	T75	19,635.00

**Total \$41,370.00**

### Lowery, Steve (73.59)

Year	1st	2nd	3rd	4th	Total	Finish	Money
1994	68	74	69	67	278	T6	\$83,750.00
1995	81				81	DQ	
1996	73	70	68	72	283	T46	9,360.00
1997	73	72	74	78	297	T65	7,280.00
1998	71	78			149	CUT	
1999	77	73			150	CUT	
2000	76	74	71	78	299	T66	12,120.00
2001	73	78			151	CUT	
2002	69	73	71	76	289	T22	55,700.00
2003	75				75	W/D	
2004	76	78			154	CUT	
2005	69	74	72	69	284	T12	156,800.00
2006	73	70	78	75	296	T56	18,160.00
2007	78	66	71	72	287	T28	56,100.00
2008	77	76			153	CUT	
2009	81	78			159	CUT	

**Total \$399,270.00**

### Lowry, Shane (72.38)

Year	1st	2nd	3rd	4th	Total	Finish	Money
2015	73	74			147	CUT	
2016	65	68	78	71	282	T16	\$168,000.00
2017	74	76			150	CUT	

**Total \$168,000.00**

### Luiten, Joost (72.71)

Year	1st	2nd	3rd	4th	Total	Finish	Money
2014	68	72	82		222	T80	\$17,900.00
2015	71	70	71	75	287	T51	23,680.00

**Total \$41,580.00**

### Lunde, Bill (73.50)

Year	1st	2nd	3rd	4th	Total	Finish	Money
2010	70	74			144	CUT	
2011	73	77			150	CUT	

**Total**

### Lundstrom, David (76.00)

Year	1st	2nd	3rd	4th	Total	Finish	Money
1985	74	78			152	CUT	

**Total**

### Lunn, Bob (74.50)

Year	1st	2nd	3rd	4th	Total	Finish	Money
1979	73	76			149	CUT	

**Total**

### Lye, Mark (75.32)

Year	1st	2nd	3rd	4th	Total	Finish	Money
1978	78	79			157	CUT	
1979	71	76	79	77	303	T50	\$950.86
1980	73	74	78	78	303	78	750.00
1981	79	74			153	CUT	
1982	78	76			154	CUT	
1983	74	82			156	CUT	
1984	78	74			152	CUT	
1986	73	72			145	CUT	
1987	73	74			147	CUT	
1988	71	74	73	81	299	T69	2,537.50
1989	71	77			148	CUT	
1990	71	76	80	72	299	T70	2,970.00
1991	72	73	69	75	289	T57	3,552.00
1992	73	84			157	W/D	

**Total \$10,760.36**

# Career Individual Player Records (cont.)

## Lyle, Sandy (73.53)

Year	1st	2nd	3rd	4th	Total	Finish	Money
1985	74	75			149	CUT	
1986	74	71			145	CUT	
1987	67	71	66	70	274	1	\$180,000.00
1988	79	73			152	CUT	
1989	75	73			148	CUT	
1990	74	76			150	CUT	
1991	72	75			147	CUT	
1992	71	77			148	CUT	
1994	71	72	71	77	291	T74	4,725.00
1995	79	76			155	CUT	
1996	76	70			146	CUT	
1997	68	74	77	80	299	T70	6,930.00
1998	74	75			149	CUT	
<b>Total</b>							<b>\$191,655.00</b>

## Lynn, David (71.00)

Year	1st	2nd	3rd	4th	Total	Finish	Money
2013	72	68	68	76	284	T26	\$67,450.00
<b>Total</b>							<b>\$67,450.00</b>

## MacKenzie, Will (74.13)

Year	1st	2nd	3rd	4th	Total	Finish	Money
2007	74	79			153	CUT	
2009	73	72			145	CUT	
2014	73	72			145	CUT	
2015	75	75			150	CUT	
<b>Total</b>							

## Magee, Andrew (73.33)

Year	1st	2nd	3rd	4th	Total	Finish	Money
1985	79	69			148	CUT	
1986	72	76			148	CUT	
1987	71	73			144	CUT	
1988	74	74			148	CUT	
1989	73	74			147	CUT	
1990	74	71	73	74	292	T36	\$6,307.50
1991	71	75			146	CUT	
1992	70	69	71	73	283	T17	26,100.00
1993	70	71	71	70	282	T20	26,071.43
1994	72	71	70	73	286	T45	7,150.00
1995	70	75	72	77	294	T37	13,200.00
1996	76	69			145	CUT	
1997	71	71	76	76	294	T53	7,953.75
1998	71	81			152	CUT	
1999	81	74			155	CUT	
2000	77	80			157	CUT	
2001	74	80			154	CUT	
2003	70	75			145	CUT	
<b>Total</b>							<b>\$86,782.68</b>

## Maggert, Jeff (72.15)

Year	1st	2nd	3rd	4th	Total	Finish	Money
1991	75	77			152	CUT	
1992	69	71	77	73	290	T54	\$4,086.00
1993	70	74			144	CUT	
1994	65	69	69	68	271	3	170,000.00
1995	71	72	72	75	290	T18	39,120.00
1996	70	70	77	67	284	T53	7,990.00
1997	76	78			154	CUT	
1998	69	71	76	76	292	T51	9,626.67
1999	73	71	76	77	297	T46	13,600.00
2000	77	68	71	68	284	T3	270,600.00
2001	70	80			150	CUT	
2002	72	72	71	72	287	T14	102,000.00
2003	71	70	68	73	282	T11	133,250.00
2004	73	73	70	72	288	T33	39,644.45
2005	70	71	71	79	291	T46	21,394.29
2006	73	69	78	74	294	T45	22,020.00
2007	80	71			151	CUT	
2008	72				72	W/D	
2012	70	71	71	74	286	T35	46,835.00
2013	70	71	66	70	277	T2	709,333.33
2014	72	71	74	70	287	T48	24,072.73
<b>Total</b>							<b>\$1,613,572.47</b>

## Maginnes, John (77.00)

Year	1st	2nd	3rd	4th	Total	Finish	Money
1997	74	74			148	CUT	
2000	84	76			160	CUT	
<b>Total</b>							

## Mahaffey, John (71.91)

Year	1st	2nd	3rd	4th	Total	Finish	Money
1974	71	72	70	72	285	T19	\$2,770.00
1975	69	75	69	72	285	T11	5,062.50
1976	68	72	74	72	286	T34	1,548.00
1978	72	72	75	77	296	T12	5,460.00
1980	70	71	72	69	282	T5	14,600.00
1981	73	70	71	76	290	T19	4,680.00
1982	73	72	74	75	294	T35	2,412.34
1983	72	74	72	67	285	T3	36,400.00
1984	69	74	69	74	286	T10	20,800.00
1985	76	72			148	CUT	
1986	69	70	65	71	275	1	162,000.00
1987	70	72	69	73	284	T32	5,414.29
1988	67	75	69	73	284	T27	9,250.00
1989	73	73	73	73	292	T45	3,952.80
1990	74	76			150	CUT	
1991	72	74			146	CUT	
1992	71	71	69	69	280	T9	46,800.00
1993	71	75			146	CUT	
1994	71	73	65	75	284	T27	16,640.62
1995	76	73	72	76	297	T55	6,750.00
1996	71	75			146	CUT	
<b>Total</b>							<b>\$344,540.55</b>

## Mahan, Hunter (72.28)

Year	1st	2nd	3rd	4th	Total	Finish	Money
2005	68	75	70	77	290	T40	\$30,400.00
2007	78	72			150	CUT	
2009	73	71	75		219	T71	18,430.00
2010	70	69	70	72	281	T17	133,000.00
2011	70	67	73	69	279	T6	287,375.00
2012	74	76			150	CUT	
2013	67	70	71	75	283	T19	107,214.28
2014	73	78			151	CUT	
2015	72	75			147	CUT	
2016	77	69			146	CUT	
<b>Total</b>							<b>\$576,419.28</b>

## Mallinger, John (72.93)

Year	1st	2nd	3rd	4th	Total	Finish	Money
2007	73	74	72	73	292	T64	\$18,810.00
2008	75	77			152	CUT	
2009	66	71	74	70	281	T3	551,000.00
2010	76	73			149	CUT	
2012	73	74			147	CUT	
<b>Total</b>							<b>\$569,810.00</b>

## Mallon, Bill (81.25)

Year	1st	2nd	3rd	4th	Total	Finish	Money
1977	80	76			156	CUT	
1978	84	85			169	CUT	
<b>Total</b>							

## Malnati, Peter (75.25)

Year	1st	2nd	3rd	4th	Total	Finish	Money
2016	77	74			151	CUT	
2017	75	75			150	CUT	

## Career Individual Player Records (cont.)

### Maltbie, Roger (73.31)

Year	1st	2nd	3rd	4th	Total	Finish	Money
1975	71	71	71	75	288	T21	\$2,206.25
1976	70	70	65	71	276	T3	17,700.00
1977	75	76	78	75	304	T55	652.50
1978	79	78			157	CUT	
1981	71	77	71	77	296	T45	1,144.00
1982	69	72	73	70	284	5	20,000.00
1983	71	79			150	T68	1,379.00
1984	77	78			155	CUT	
1985	74	71	70	75	290	T27	6,255.00
1986	70	73	79	68	290	T48	2,262.00
1987	73	71			144	CUT	
1988	72	72	71	77	292	T51	3,008.33
1989	75	71	71	74	291	T41	5,130.00
1990	76	85			161	W/D	
1991	72	74			146	CUT	
1992	77	71			148	CUT	
1993	72	71			143	CUT	
1994	71	69	73	72	285	T35	11,037.50
1995	75	77			152	CUT	
<b>Total</b>							<b>\$70,774.58</b>

### Manassero, Matteo (72.75)

Year	1st	2nd	3rd	4th	Total	Finish	Money
2011	72	70	73	76	291	T64	\$19,760.00
<b>Total</b>							<b>\$19,760.00</b>

### Mann, Bob (75.75)

Year	1st	2nd	3rd	4th	Total	Finish	Money
1979	76	77			153	CUT	
1980	73	77			150	CUT	
<b>Total</b>							

### Marino, Steve (73.47)

Year	1st	2nd	3rd	4th	Total	Finish	Money
2007	81	78			159	CUT	
2008	77	79			156	CUT	
2009	72	72	78		222	T79	\$17,005.00
2010	73	67	72	72	284	T32	57,475.00
2011	70	72	69	70	281	T19	107,214.29
<b>Total</b>							<b>\$181,694.29</b>

### Marsh, Graham (74.21)

Year	1st	2nd	3rd	4th	Total	Finish	Money
1977	73	77	72	71	293	T5	\$10,900.00
1978	73	76	73	76	298	T20	2,892.85
1979	72	75	75	75	297	T14	6,600.00
1980	73	78			151	CUT	
<b>Total</b>							<b>\$20,392.85</b>

### Marshall, James (74.25)

Year	1st	2nd	3rd	4th	Total	Finish	Money
1974	73	73	74	77	297	T69	\$381.00
<b>Total</b>							<b>\$381.00</b>

### Marti, Fred (74.23)

Year	1st	2nd	3rd	4th	Total	Finish	Money
1974	78	77			155	CUT	
1975	72	79			151	CUT	
1976	66	74	75	67	282	T12	\$5,460.00
1977	77	77	77	76	307	T65	502.50
1978	72	79	77	73	301	T39	1,290.00
1979	71	79			150	CUT	
1980	73	73	73	68	287	T24	3,165.72
<b>Total</b>							<b>\$10,418.22</b>

### Martin, Ben (71.80)

Year	1st	2nd	3rd	4th	Total	Finish	Money
2015	68	71	68	70	277	T4	\$440,000.00
2016	75	77			152	CUT	
2017	71	70	73	75	289	T30	65,205.00
<b>Total</b>							<b>\$505,205.00</b>

### Martin, Doug (72.92)

Year	1st	2nd	3rd	4th	Total	Finish	Money
1996	69	71	76	72	288	T67	\$7,105.00
1997	72	71	75	70	288	T24	27,700.00
1998	74	76			150	CUT	
1999	72	77			149	CUT	
<b>Total</b>							<b>\$34,805.00</b>

### Maruyama, Daisuke (85.00)

Year	1st	2nd	3rd	4th	Total	Finish	Money
2007	85				85	W/D	
<b>Total</b>							

### Maruyama, Shigeki (74.00)

Year	1st	2nd	3rd	4th	Total	Finish	Money
1998	74	73			147	CUT	
1999	74	84			158	CUT	
2000	81				81	W/D	
2002	72	72	69	74	287	T14	\$102,000.00
2003	76	65	74	74	289	T45	20,150.00
2004	70	73	74	73	290	T53	18,432.00
2005	70	68	76	75	289	T32	42,400.00
2006	78				78	W/D	
2007	76	74			150	CUT	
2008	81				81	W/D	
<b>Total</b>							<b>\$182,982.00</b>

### Massengale, Don (78.50)

Year	1st	2nd	3rd	4th	Total	Finish	Money
1977	73	84			157	CUT	
<b>Total</b>							

### Massengale, Rik (75.11)

Year	1st	2nd	3rd	4th	Total	Finish	Money
1974	74	76			150	CUT	
1975	79	79			158	CUT	
1976	72	69	72	70	283	T17	\$3,617.14
1977	72	80	73	76	301	T34	1,515.00
1978	73	81			154	CUT	
1979	71	76	78	84	309	T69	804.00
1980	74	71	72	70	287	T24	3,165.72
1981	77	74	81	75	307	T73	776.00
1982	79	75			154	CUT	
<b>Total</b>							<b>\$9,877.86</b>

### Masserio, Jim (73.92)

Year	1st	2nd	3rd	4th	Total	Finish	Money
1974	80	71			151	CUT	
1975	70	78			148	CUT	
1976	69	68	72	67	276	T3	\$17,700.00
1977	73	81	78	80	312	T76	
<b>Total</b>							<b>\$17,700.00</b>

### Mast, Dick (72.80)

Year	1st	2nd	3rd	4th	Total	Finish	Money
1974							
1986	69	73	68	77	287	T21	\$7,627.50
1987	74	73			147	CUT	
1988	70	70	72	73	285	T30	8,125.00
1989	79	78			157	CUT	
1993	70	70	77	72	289	T59	5,525.00
1994	73	70	74	74	291	T74	4,725.00
<b>Total</b>							<b>\$26,002.50</b>

### Mathis, David (72.50)

Year	1st	2nd	3rd	4th	Total	Finish	Money
2012	72	71	69	71	283	T15	\$137,987.50
2013	78	74			152	CUT	
<b>Total</b>							<b>\$137,987.50</b>



## Career Individual Player Records (cont.)

### Matsuyama, Hideki (70.75)

Year	1st	2nd	3rd	4th	Total	Finish	Money
2014	70	71	72	70	283	T23	\$96,000.00
2015	67	74	72	69	282	T17	130,857.14
2016	68	71	67	73	279	T7	338,625.00
2017	72	71	76	69	288	T22	92,137.50
<b>Total</b>							<b>\$657,619.64</b>

### Matteson, Troy (74.78)

Year	1st	2nd	3rd	4th	Total	Finish	Money
2007	75	78			153	CUT	
2008	70	76	80	81	307	T73	\$18,335.00
2009	73	72			145	CUT	
2010	68	71	71	71	281	T17	133,000.00
2011	78	76			154	CUT	
2012	79	77			156	CUT	
2013	75	75			150	CUT	
<b>Total</b>							<b>\$151,335.00</b>

### Mattiace, Len (73.20)

Year	1st	2nd	3rd	4th	Total	Finish	Money
1997	71	72	71	74	288	T24	\$27,700.00
1998	69	71	72	70	282	T5	146,000.00
1999	76	79			155	CUT	
2000	70	72	73	71	286	T9	156,000.00
2001	80	72			152	CUT	
2002	71	75	71	81	298	T69	11,940.00
2003	75	75			150	CUT	
2004	74	69	74	71	288	T33	39,644.45
2005	72	71	76	78	297	T71	15,760.00
<b>Total</b>							<b>\$397,044.45</b>

### Mauney, Terry (75.00)

Year	1st	2nd	3rd	4th	Total	Finish	Money
1980	72	75	72	76	295	T64	\$840.00
1981	78	77			155	CUT	
1982	73	77			150	CUT	
<b>Total</b>							<b>\$840.00</b>

### May, Bob (72.75)

Year	1st	2nd	3rd	4th	Total	Finish	Money
2002	73	70	73	75	291	T36	\$26,437.50
<b>Total</b>							<b>\$26,437.50</b>

### Mayfair, Billy (73.45)

Year	1st	2nd	3rd	4th	Total	Finish	Money
1989	72	75			147	CUT	
1990	75	74			149	CUT	
1991	70	75	74	76	295	T73	\$3,088.00
1992	73	70	76	76	295	T67	3,690.00
1993	73	68	72	75	288	T52	5,771.43
1994	78	72			150	CUT	
1995	71	77	70	72	290	T18	39,120.00
1996	76	76			152	CUT	
1997	74	73			147	CUT	
1998	69	75	69	78	291	T42	12,560.00
1999	70	79			149	CUT	
2000	70	74	73	71	288	T17	90,000.00
2001	68	72	70	71	281	T5	228,000.00
2002	76	74			150	CUT	
2003	81	69			150	CUT	
2004	76	70	70	75	291	T58	17,360.00
2006	76	75			151	CUT	
2007	78	74			152	CUT	
2008	72	73	77	81	303	T72	18,620.00
2009	70	74	69	74	287	T32	53,770.00
2012	79	69			148	CUT	
<b>Total</b>							<b>\$471,979.43</b>

### Mazza, John (75.50)

Year	1st	2nd	3rd	4th	Total	Finish	Money
1982	75	70	76	81	302	T72	\$1,000.00
<b>Total</b>							<b>\$1,000.00</b>

### McCallister, Blaine (73.38)

Year	1st	2nd	3rd	4th	Total	Finish	Money
1987	68	73	80	75	296	69	\$2,020.00
1988	76	72			148	CUT	
1989	76	71			147	CUT	
1991	67	75	70	73	285	T23	14,720.00
1992	69	73	75	73	290	T54	4,086.00
1993	73	70			143	CUT	
1994	70	75			145	CUT	
1995	79	73			152	CUT	
1996	72	70	66	74	282	T41	12,950.00
1997	74	80			154	CUT	
1999	78	77			155	CUT	
2001	77	74			151	CUT	
<b>Total</b>							<b>\$33,776.00</b>

### McCarron, Scott (74.24)

Year	1st	2nd	3rd	4th	Total	Finish	Money
1996	75	76			151	CUT	
1997	73	76			149	CUT	
1998	72	72	71	75	290	T35	\$18,885.71
1999	79	71			150	CUT	
2000	78	67	77	77	299	T66	12,120.00
2001	71	75	77	69	292	T44	18,140.00
2002	75	75			150	CUT	
2003	79	74			153	CUT	
2004	76	70	69	75	290	T53	18,432.00
2005	76	76			152	CUT	
2006	82	76			158	CUT	
2009	74	72			146	CUT	
2010	68	76			144	CUT	
<b>Total</b>							<b>\$67,577.71</b>

### McComish, John (74.00)

Year	1st	2nd	3rd	4th	Total	Finish	Money
1989	75	70	74	77	296	T67	\$2,754.00
<b>Total</b>							<b>\$2,754.00</b>

### McCord, Gary (75.73)

Year	1st	2nd	3rd	4th	Total	Finish	Money
1974	78	68	79	67	292	T53	\$562.40
1975	80	76			156	CUT	
1976	72	73	69	71	285	T27	2,040.00
1977	76	75	76	76	303	T47	757.50
1978	77	75	77	80	309	T66	770.00
1979	72	74	81	79	306	T60	864.00
1980	78	74			152	CUT	
1982	80	69			149	CUT	
1984	79	77			156	CUT	
1985	86	78			164	CUT	
<b>Total</b>							<b>\$4,993.90</b>

### McCullough, Mike (73.58)

Year	1st	2nd	3rd	4th	Total	Finish	Money
1974	73	69	72	69	283	T13	\$4,250.00
1975	72	74	70	76	292	T45	730.00
1976	72	69	71	73	285	T27	2,040.00
1977	66	74	76	75	291	2	34,200.00
1978	77	75	69	75	296	T12	5,460.00
1979	71	73	79	73	296	T12	8,800.00
1980	71	76	68	72	287	T24	3,165.71
1981	80	78			158	CUT	
1982	76	71	74	75	296	T47	1,345.00
1983	74	74	73	72	293	T27	4,970.00
1984	88				88	W/D	
1988	74	72	77	76	299	T69	2,537.50
<b>Total</b>							<b>\$67,498.21</b>

## Career Individual Player Records (cont.)

### McCumber, Mark (72.69)

Year	1st	2nd	3rd	4th	Total	Finish	Money
1979	70	70	80	81	301	T35	\$1,847.50
1980	74	78			152	CUT	
1981	74	75	75	72	296	T45	1,144.00
1982	81	78			159	CUT	
1983	69	77	75	77	298	T49	1,727.60
1984	72				72	DQ	
1985	76	72			148	CUT	
1986	75	73			148	CUT	
1987	69	71	69	71	280	T12	21,000.00
1988	65	72	67	69	273	1	225,000.00
1989	69	70	70	74	283	T6	46,912.50
1990	73	72	73	68	286	T9	42,000.00
1991	70	72	69	71	282	T13	32,000.00
1992	71	69	74	73	287	T40	6,840.00
1993	68	70	70	74	282	T20	26,071.43
1994	73	71	75	70	289	T62	5,250.00
1995	71	73	72	75	291	T23	25,950.00
1996	69	74	71	79	293	77	6,510.00
1997	77	74			151	CUT	
1998	77	77			154	CUT	
<b>Total</b>							<b>\$442,253.03</b>

### McDowell, Graeme (72.06)

Year	1st	2nd	3rd	4th	Total	Finish	Money
2005	71	66	74	79	290	T40	\$30,400.00
2009	71	73	77		221	78	17,480.00
2010	72	65	72	74	283	T26	68,875.00
2011	67	69	68	79	283	T33	50,191.66
2012	74	71			145	CUT	
2013	70	76			146	CUT	
2014	69	71	77	72	289	T62	21,500.00
2015	73	70	74	71	288	T56	22,200.00
2016	72	70	69	69	280	T9	283,500.00
2017	71	72	74	80	297	T69	21,000.00
<b>Total</b>							<b>\$515,146.66</b>

### McGee, Jerry (73.55)

Year	1st	2nd	3rd	4th	Total	Finish	Money
1974	76	71			147	CUT	
1975	72	73	69	77	291	T40	\$975.00
1976	72	68	71	76	287	T39	1,260.00
1978	76	76	75	82	309	T66	770.00
1980	71	75	71	73	290	T41	1,520.00
1981	72	75	74	73	294	T34	2,160.00
<b>Total</b>							<b>\$6,685.00</b>

### McGinley, Paul (74.25)

Year	1st	2nd	3rd	4th	Total	Finish	Money
2002	75	72			147	CUT	
2006	77	73			150	CUT	
<b>Total</b>							

### McGinnis, Tom (78.00)

Year	1st	2nd	3rd	4th	Total	Finish	Money
1977	80	75	76	81	312	T76	
<b>Total</b>							

### McGirt, William (72.75)

Year	1st	2nd	3rd	4th	Total	Finish	Money
2013	70	74	70	73	287	T43	\$31,350.00
2014	72	81			153	CUT	
2015	75	73			148	CUT	
2016	72	65	76	75	288	T43	33,670.00
2017	67	75	71	75	288	T22	92,137.50
<b>Total</b>							<b>\$157,157.50</b>

### McGovern, Jim (73.60)

Year	1st	2nd	3rd	4th	Total	Finish	Money
1993	72	71			143	CUT	
1994	72	72	71	73	288	T55	\$5,600.00
1995	73	79			152	CUT	
1996	76	77			153	CUT	
<b>Total</b>							<b>\$5,600.00</b>

### McGowan, Pat (74.37)

Year	1st	2nd	3rd	4th	Total	Finish	Money
1979	73	74	79	80	306	T60	\$864.00
1980	70	79			149	CUT	
1981	73	75	72	76	296	T45	1,144.00
1982	74	75			149	CUT	
1983	80	74			154	CUT	
1984	74	78			152	CUT	
1985	70	74	70	72	286	12	20,700.00
1986	74	73			147	CUT	
1987	74	72			146	CUT	
1988	74	70	72	79	295	T58	2,787.50
1990	77	74			151	CUT	
<b>Total</b>							<b>\$25,495.50</b>

### McIlroy, Rory (71.35)

Year	1st	2nd	3rd	4th	Total	Finish	Money
2009	74	77			151	CUT	
2010	73	72			145	CUT	
2012	72	76			148	CUT	
2013	66	72	73	70	281	T8	\$237,500.00
2014	70	74	69	66	279	T6	313,000.00
2015	69	71	70	70	280	T8	270,000.00
2016	72	64	75	70	281	T12	212,625.00
2017	73	71	71	75	290	T35	50,662.50
<b>Total</b>							<b>\$1,083,787.50</b>

### McLachlin, Parker (74.50)

Year	1st	2nd	3rd	4th	Total	Finish	Money
2009	75	74			149	CUT	
<b>Total</b>							

### McLendon, Mac (74.40)

Year	1st	2nd	3rd	4th	Total	Finish	Money
1974	81	77			158	CUT	
1975	74	72	73	75	294	T55	\$537.60
1976	72	73	71	71	287	T39	1,260.00
1977	74	78	70	77	299	T24	2,460.00
1978	72	74	76	76	298	T20	2,892.86
1979	75	77			152	CUT	
<b>Total</b>							<b>\$7,150.46</b>

### McNeill, George (72.42)

Year	1st	2nd	3rd	4th	Total	Finish	Money
2008	77	74			151	CUT	
2009	70	75			145	CUT	
2010	75	67	72	77	291	T58	\$20,805.00
2012	70	73	82	68	293	T64	19,855.00
2013	70	82			152	CUT	
2014	71	68	69	73	281	T13	187,500.00
2015	73	70	69	70	282	T17	130,857.14
2016	70	73			143	CUT	
<b>Total</b>							<b>\$359,017.14</b>

### McNickle, Artie (76.20)

Year	1st	2nd	3rd	4th	Total	Finish	Money
1974	74	75			149	CUT	
1977	80	78			158	CUT	
1978	71	75	82	77	305	T52	\$910.00
1979	73	73	85	75	306	T60	864.00
1980	73				73	W/D	
1981	79	73			152	CUT	
<b>Total</b>							<b>\$1,774.00</b>

### McNulty, Mark (72.30)

Year	1st	2nd	3rd	4th	Total	Finish	Money
1983	73	78			151	CUT	
1991	70	72	72	71	285	T23	\$14,720.00
1992	74	68	69	70	281	T13	33,750.00
1994	71	76			147	CUT	
1995	76	72	71	72	291	T23	25,950.00
1997	71	73	69	78	291	T43	11,550.00
<b>Total</b>							<b>\$85,970.00</b>

## Career Individual Player Records (cont.)

### McRoy, Spike (74.00)

Year	1st	2nd	3rd	4th	Total	Finish	Money
2003	78	74			152	CUT	
2004	74	71	75	72	292	T66	\$16,240.00
<b>Total</b>							<b>\$16,240.00</b>

### Mediate, Rocco (72.54)

Year	1st	2nd	3rd	4th	Total	Finish	Money
1987	71	72	76	69	288	T50	\$2,435.00
1988	76	75			151	CUT	
1989	73	71	69	72	285	T11	31,050.00
1990	72	67	76	73	288	T11	31,800.00
1991	69	74	68	72	283	T15	25,600.00
1992	75	72			147	CUT	
1993	68	71	68	71	278	T6	80,937.50
1995	71	74	80	72	297	T55	6,750.00
1996	74	69	66	66	275	T4	137,812.50
1997	72	75			147	CUT	
1998	67	73	77	77	294	T57	8,920.00
1999	71	78			149	CUT	
2000	76	78			154	CUT	
2001	73	73	75	76	297	T65	12,480.00
2002	71	70	69	73	283	3	408,000.00
2003	68	70	73	78	289	T45	20,150.00
2006	69	74	77	77	297	T58	17,600.00
2007	72	71	77	69	289	T44	26,010.00
2008	74	72	72	79	297	T54	21,280.00
2009	73	71	74	74	292	T60	20,710.00
2011	72	69	71	76	288	T54	21,850.00
<b>Total</b>							<b>\$873,385.00</b>

### Melnyk, Steve (74.73)

Year	1st	2nd	3rd	4th	Total	Finish	Money
1974	75	75			150	CUT	
1975							
1976	77	73			150	CUT	
1977	73	76	73	72	294	T8	\$8,150.00
1978	76	75	79	76	306	T57	860.00
1979	77	75			152	CUT	
1980	67	73	76	71	287	T24	3,165.71
1981	77	76			153	CUT	
1983	79	73			152	CUT	
<b>Total</b>							<b>\$12,175.71</b>

### Menne, Bob (74.25)

Year	1st	2nd	3rd	4th	Total	Finish	Money
1974	71	75	75	73	294	T63	\$456.50
1975	77	71			148	CUT	
1976	73	73			146	CUT	
1977	74	78	75	76	303	T47	757.50
<b>Total</b>							<b>\$1,214.00</b>

### Merrick, John (73.42)

Year	1st	2nd	3rd	4th	Total	Finish	Money
2008	70	72	77	74	293	T27	\$67,450.00
2009	70	72	74	79	295	T66	19,665.00
2010	70	72	71	75	288	T47	25,118.00
2012	70	78			148	CUT	
2013	74	77			151	CUT	
2014	72	71	77		220	T75	18,900.00
<b>Total</b>							<b>\$131,133.00</b>

### Merritt, Troy (73.38)

Year	1st	2nd	3rd	4th	Total	Finish	Money
2010	71	70	76	78	295	68	\$19,380.00
2011	69	75	73	73	290	T61	20,520.00
2015	68	71	76	77	292	72	19,600.00
2016	73	74			147	CUT	
2017	74	76			150	CUT	
<b>Total</b>							<b>\$59,500.00</b>

### Meyer, Dennis (81.00)

Year	1st	2nd	3rd	4th	Total	Finish	Money
1977	81	81			162	CUT	
<b>Total</b>							

### Micheel, Shaun (73.45)

Year	1st	2nd	3rd	4th	Total	Finish	Money
2001	73	79			152	CUT	
2003	71	73	71	76	291	T54	\$15,015.00
2004	70	76	69	67	282	9	232,000.00
2005	68	74	72	83	297	T71	15,760.00
2006	75	71			146	CUT	
2007	75	75			150	CUT	
2008	77	75			152	CUT	
2011	71	75			146	CUT	
<b>Total</b>							<b>\$262,775.00</b>

### Mickelson, Phil (72.06)

Year	1st	2nd	3rd	4th	Total	Finish	Money
1992	75	71			146	CUT	
1993	71	75			146	CUT	
1995	78	66	75	70	289	T14	\$52,500.00
1996	71	72	64	74	281	T33	17,718.75
1997	77	76			153	CUT	
1998	69	73	70	71	283	T8	116,000.00
1999	71	71	71	82	295	T32	27,666.66
2000	83	71			154	CUT	
2001	73	68	72	77	290	T33	31,028.57
2002	64	75	75	76	290	T28	38,212.50
2004	70	69	70	71	280	T3	416,000.00
2005	70	68	77	75	290	T40	30,400.00
2006	70	73	69	74	286	T14	148,000.00
2007	67	72	69	69	277	1	1,620,000.00
2008	70	73	71	78	292	T21	95,000.00
2009	73	71	71	76	291	T55	21,470.00
2010	70	71	66	74	281	T17	133,000.00
2011	71	71	69	72	283	T33	50,191.67
2012	71	71	70	73	285	T25	66,547.50
2013	72	73			145	CUT	
2014	75	70			145	CUT	
2015	73	76			149	CUT	
2016	70	73			143	CUT	
2017	70	72	78	71	291	T41	36,750.00
<b>Total</b>							<b>\$2,900,485.65</b>

### Mikles, Lee (76.00)

Year	1st	2nd	3rd	4th	Total	Finish	Money
1979	78	74			152	CUT	
<b>Total</b>							

### Miller, Allen (74.75)

Year	1st	2nd	3rd	4th	Total	Finish	Money
1974							
1975	71	73	81	68	293	T50	\$600.00
1976	73	77			150	CUT	
1977	73	81	71	74	299	T24	2,460.00
1978	74	73	79	82	308	T63	810.00
1979	72	75	80	78	305	T58	892.00
1980	73	83			156	CUT	
1982	73	75	74	74	296	T47	1,345.00
1983	75	74	72	75	296	42	2,730.00
1984	76	72	73	75	296	T54	1,824.00
1985	71	74	74	73	292	T40	3,154.00
<b>Total</b>							<b>\$13,815.00</b>

### Miller, Johnny (73.79)

Year	1st	2nd	3rd	4th	Total	Finish	Money
1974							
1976	70	71	74	72	287	T39	\$1,260.00
1977	77	77			154	W/D	
1978	77	82			159	CUT	
1979	74	76			150	CUT	
1980	76	71	71	70	288	T31	2,220.00
1981	71	74	76	74	295	T37	1,680.00
1982	74	75			149	CUT	
1983	73	73	73	71	290	T16	11,200.00
1984	70	69	78	74	291	T29	5,320.00
1985	73	79			152	CUT	
1986	70	75			145	CUT	
1987	73	72			145	CUT	
1988	73	76			149	CUT	
1989	76	74			150	CUT	
<b>Total</b>							<b>\$21,680.00</b>

## Career Individual Player Records (cont.)

### Miller, Lindy (75.83)

Year	1st	2nd	3rd	4th	Total	Finish	Money
1979	69	76	77	77	299	T28	\$2,720.00
1980	77	79			156	CUT	
<b>Total</b>							<b>\$2,720.00</b>

### Mitchell, Bobby (74.89)

Year	1st	2nd	3rd	4th	Total	Finish	Money
1974	66	73	76	70	285	T19	\$2,770.00
1975	74	80			154	CUT	
1976	74	79			153	CUT	
1977	82				82	W/D	
<b>Total</b>							<b>\$2,770.00</b>

### Mitchell, Jeff (75.44)

Year	1st	2nd	3rd	4th	Total	Finish	Money
1978	74	81			155	CUT	
1979	73	75			148	CUT	
1980	71	77	74	71	293	T55	\$904.00
1981	80	75			155	CUT	
1982	75	71	76	75	297	T51	1,184.00
1983	81	78			159	CUT	
<b>Total</b>							<b>\$2,088.00</b>

### Mize, Larry (72.45)

Year	1st	2nd	3rd	4th	Total	Finish	Money
1983	72	76	72	69	289	T13	\$13,533.34
1984	75	72	67	74	288	T15	12,800.00
1985	71	79			150	CUT	
1986	66	68	66	76	276	2	97,200.00
1987	70	70	69	71	280	T12	21,000.00
1988	73	74			147	CUT	
1989	72	71	76	78	297	T70	2,686.50
1990	74	76			150	CUT	
1991	73	74			147	CUT	
1992	73	70	75	72	290	T54	4,086.00
1993	71	72			143	CUT	
1994	74	71			145	CUT	
1995	69	77	72	69	287	T8	87,000.00
1996	70	67	71	69	277	T13	65,625.00
1997	68	68	74	76	286	T14	54,250.00
1998	73	73	73	70	289	T31	24,250.00
1999	73	71	73	77	294	T23	40,166.66
2000	77	76			153	CUT	
2001	76	81			157	CUT	
2002	70	77			147	CUT	
<b>Total</b>							<b>\$422,597.50</b>

### Mizumaki, Yoshinori (75.50)

Year	1st	2nd	3rd	4th	Total	Finish	Money
1995	80	71			151	CUT	
<b>Total</b>							

### Molder, Bryce (72.08)

Year	1st	2nd	3rd	4th	Total	Finish	Money
2010	71	72			143	CUT	
2011	70	73	67	73	283	T33	\$50,191.66
2012	72	72	70	73	287	T40	37,050.00
2013	74	74			148	CUT	
2014	77	71			148	CUT	
2015	72	71	75	71	289	T63	21,200.00
2016	70	68	72	71	281	T12	212,625.00
2017	74	77			151	CUT	
<b>Total</b>							<b>\$321,066.66</b>

### Molinari, Edoardo (75.00)

Year	1st	2nd	3rd	4th	Total	Finish	Money
2011	72	78			150	CUT	
<b>Total</b>							

### Molina, Florentino (74.00)

Year	1st	2nd	3rd	4th	Total	Finish	Money
1978	72	74	76	74	296	T12	\$5,460.00
1979	71	77			148	CUT	
<b>Total</b>							<b>\$5,460.00</b>

### Molinari, Francesco (70.68)

Year	1st	2nd	3rd	4th	Total	Finish	Money
2010	68	65	71	73	277	9	\$275,500.00
2011	76	70			146	CUT	
2012	72	73			145	CUT	
2013	74	72			146	CUT	
2014	72	70	67	70	279	T6	313,000.00
2016	66	69	72	72	279	T7	338,625.00
2017	69	74	69	71	283	T6	339,937.50
<b>Total</b>							<b>\$1,267,062.50</b>

### Montgomerie, Colin (72.30)

Year	1st	2nd	3rd	4th	Total	Finish	Money
1992	79	76			155	CUT	
1994	65	73	71	70	279	T9	\$65,000.00
1995	79	70	71	69	289	T14	52,500.00
1996	71	69	66	68	274	T2	308,000.00
1997	70	70	71	73	284	T7	109,083.33
1998	74	74			148	CUT	
1999	72	70	73	79	294	T23	40,166.66
2000	75	69	70	70	284	T3	270,600.00
2001	71	71	75	74	291	T40	24,000.00
2002	70	76	72	78	296	T63	12,600.00
2003	73	72			145	CUT	
2004	73	73	73	70	289	T42	24,087.28
2006	72	76			148	CUT	
2007	76	74			150	CUT	
<b>Total</b>							<b>\$906,037.27</b>

### Moody, Griff (76.50)

Year	1st	2nd	3rd	4th	Total	Finish	Money
1984	78	75			153	CUT	
<b>Total</b>							

### Moody, Orville (76.25)

Year	1st	2nd	3rd	4th	Total	Finish	Money
1978	74	82			156	CUT	
1979	73	73	77	79	302	T43	\$1,248.00
1980	76	76			152	CUT	
<b>Total</b>							<b>\$1,248.00</b>

### Moore, Ryan (72.63)

Year	1st	2nd	3rd	4th	Total	Finish	Money
2007	78	69	75	71	293	T68	\$18,090.00
2008	72	74	73	74	293	T27	67,450.00
2009	71	68	75	84	298	70	19,000.00
2010	67	70	71	80	288	T47	25,118.00
2011	71	69	71	72	283	T33	50,191.67
2012	69	72	75	73	289	T46	26,334.00
2013	76	73			149	CUT	
2014	70	74	67	73	284	T26	69,500.00
2015	73	72			145	CUT	
2016	70	75			145	CUT	
2017	73	72	74	74	293	T53	24,430.00
<b>Total</b>							<b>\$300,113.67</b>

### Moran, Paul (78.00)

Year	1st	2nd	3rd	4th	Total	Finish	Money
1974	78	78			156	CUT	
<b>Total</b>							

## Career Individual Player Records (cont.)

### Morgan, Gil (72.85)

Year	1st	2nd	3rd	4th	Total	Finish	Money
1974	70	75	76	72	293	T58	\$500.00
1975	77	73			150	CUT	
1976	74	71	75	71	291	T65	495.00
1977	78	77	74	73	302	T40	1,110.00
1978	73	77	76	72	298	T20	2,892.86
1979	68	77	76	75	296	T12	8,800.00
1980	70	78	71	69	288	T31	2,220.00
1981	71	78	73	67	289	T12	7,371.43
1982	70	76	78	72	296	T47	1,345.00
1983	74	72	70	76	292	T23	6,440.00
1984	72	76	73	73	294	T44	2,361.14
1985	71	77			148	CUT	
1986	70	73	73	76	292	T58	1,971.00
1988	69	70	71	69	279	T6	43,437.50
1989	71	69	70	73	283	T6	46,912.50
1990	74	74			148	CUT	
1991	72	79			151	CUT	
1992	72	73			145	CUT	
1993	68	71	72	65	276	T3	145,000.00
1995	74	74	75	77	300	T68	6,030.00
1996	70	69	69	69	277	T13	65,625.00
1997	71	72	73	78	294	T53	7,953.75
<b>Total</b>							<b>\$350,465.18</b>

### Morley, Mike (73.79)

Year	1st	2nd	3rd	4th	Total	Finish	Money
1974	75	71	70	67	283	T13	\$4,250.00
1975	71	75	71	72	289	T29	1,625.00
1976	74	72			146	CUT	
1977	83				83	W/D	
1978	72	73	79	80	304	T50	945.00
1979	75	74			149	CUT	
1980	68				68	DQ	
1981	68	77	72	72	289	T12	7,371.43
1982	82	78			160	CUT	
<b>Total</b>							<b>\$14,191.43</b>

### Morse, John (73.63)

Year	1st	2nd	3rd	4th	Total	Finish	Money
1995	76	74			150	CUT	
1996	68	74	74	74	290	T73	\$6,685.00
1997	74	75			149	CUT	
<b>Total</b>							<b>\$6,685.00</b>

### Mudd, Jodie (73.59)

Year	1st	2nd	3rd	4th	Total	Finish	Money
1983	78	82			160	CUT	
1985	71	70	75	76	292	T40	\$3,154.00
1986	72	73			145	CUT	
1987	70				70	W/D	
1988	72	74	68	74	288	T36	5,760.00
1989	73	81			154	CUT	
1990	67	72	70	69	278	1	270,000.00
1991	75	75			150	CUT	
1992	71	74			145	CUT	
1993	71	73			144	CUT	
1994	69	78			147	CUT	
1995	80	81			161	CUT	
<b>Total</b>							<b>\$278,914.00</b>

### Muehr, Michael (81.00)

Year	1st	2nd	3rd	4th	Total	Finish	Money
2002	81				81	DQ	
<b>Total</b>							

### Murphy, Bob (73.80)

Year	1st	2nd	3rd	4th	Total	Finish	Money
1974	71	71	69	68	279	T6	\$8,500.00
1975	73	69	71	68	281	T4	10,333.34
1976	72	70	73	73	288	T43	911.25
1978	78	82			160	CUT	
1979	75	71	74	92	312	T71	792.00
1980	73	75	77	70	295	T64	840.00
1981	78	77			155	CUT	
1982	79	79			158	CUT	
1983	72	70	77	75	294	T32	4,142.00
1984	84	75			159	CUT	
1986	69	65	74	76	284	T14	16,200.00
1987	73	70	69	75	287	T44	3,023.33
<b>Total</b>							<b>\$44,741.92</b>

### Na, Kevin (71.70)

Year	1st	2nd	3rd	4th	Total	Finish	Money
2005	77	72			149	CUT	
2006	74	74			148	CUT	
2008	72	75	76	74	297	T54	\$21,280.00
2009	71	66	74	70	281	T3	551,000.00
2010	71	72			143	CUT	
2011	73	72			145	CUT	
2012	67	69	68	76	280	T7	296,083.33
2014	70	69	76	71	286	T38	38,000.00
2015	67	69	72	71	279	T6	347,500.00
2016	73	70			143	CUT	
<b>Total</b>							<b>\$1,253,863.33</b>

### Nakajima, Tommy (73.21)

Year	1st	2nd	3rd	4th	Total	Finish	Money
1983	71	72	73	74	290	T16	\$11,200.00
1984	74	71	76	75	296	T54	1,824.00
1985	73	86			159	CUT	
1986	69	75	78	71	293	T64	1,890.00
1987	69	70	70	72	281	T15	16,000.00
1988	73	72	67	72	284	T27	9,250.00
1989	79	75			154	CUT	
<b>Total</b>							<b>\$40,164.00</b>

### Nelford, Jim (75.55)

Year	1st	2nd	3rd	4th	Total	Finish	Money
1979	68	76	78	79	301	T35	\$1,847.50
1980	74	72	75	73	294	T60	868.00
1981	81	78			159	CUT	
1982	72	79			151	CUT	
1983	72	77	72	80	301	T61	1,519.00
1984	79	75			154	CUT	
1985	76	75			151	CUT	
<b>Total</b>							<b>\$4,234.50</b>



## Career Individual Player Records (cont.)

### Nelson, Larry (73.72)

Year	1st	2nd	3rd	4th	Total	Finish	Money
1974	75	75			150	CUT	
1975	73	74	77	77	301	T72	
1976	70	74	71	72	287	T39	\$1,260.00
1977	74	74	73	73	294	T8	8,150.00
1978	71	72	75	74	292	T4	11,700.00
1979	72	75	74	77	298	T20	4,035.00
1980	69	78			147	DQ	
1981	74	78			152	CUT	
1982	67	72	77	71	287	T10	12,500.00
1983	83	78			161	CUT	
1984	75	72	74	78	299	T62	1,720.00
1985	76	76			152	CUT	
1986	72	77			149	CUT	
1987	73	71			144	CUT	
1988	73	78			151	CUT	
1989	70	75	72	78	295	T59	2,902.50
1990	71	73	74	71	289	T16	20,362.50
1991	72	72	70	71	285	T23	14,720.00
1992	74	79			153	CUT	
1993	70	76			146	CUT	
1994	70	67	76	75	288	T55	5,600.00
1995	75	75			150	CUT	
1996	71	69	73	73	286	T62	7,490.00
1997	73	79			152	CUT	
1998	74	73			147	CUT	
<b>Total</b>							<b>\$90,440.00</b>

### Nevil, Dwight (76.40)

Year	1st	2nd	3rd	4th	Total	Finish	Money
1974	74	77			151	CUT	
1975	76	74			150	CUT	
1976	77	75			152	CUT	
1977	75	82			157	CUT	
1978	78	76			154	CUT	
<b>Total</b>							

### Newquist, Dave (78.50)

Year	1st	2nd	3rd	4th	Total	Finish	Money
1977	76	81			157	CUT	
<b>Total</b>							

### Newton, Jack (74.30)

Year	1st	2nd	3rd	4th	Total	Finish	Money
1979	69	74	77	75	295	T9	\$10,800.00
1980	73	75	72	73	293	T55	904.00
1981	74	81			155	CUT	
<b>Total</b>							<b>\$11,704.00</b>

### Nichols, Bobby (76.50)

Year	1st	2nd	3rd	4th	Total	Finish	Money
1975	74	70	74	75	293	T50	\$600.00
1977	76	82			158	CUT	
1978	77	81			158	CUT	
1981	77	79			156	CUT	
<b>Total</b>							<b>\$600.00</b>

### Nicklaus, Gary (78.00)

Year	1st	2nd	3rd	4th	Total	Finish	Money
2001	79	77			156	CUT	
<b>Total</b>							

### Nicklaus, Jack (72.40)

Year	1st	2nd	3rd	4th	Total	Finish	Money
1974	66	71	68	67	272	1	\$50,000.00
1975	67	75	70	75	287	T18	3,250.00
1976	66	70	68	65	269	1	60,000.00
1977	73	74	72	74	293	T5	10,900.00
1978	70	71	73	75	289	1	60,000.00
1979	67	73	82	78	300	T33	2,310.00
1980	69	73	69	73	284	T14	6,400.00
1981	75	68	74	76	293	T29	2,600.00
1982	73	78			151	CUT	
1983	73	76	68	74	291	T19	8,785.00
1984	78	70	75	69	292	T33	4,050.00
1985	71	70	71	76	288	T17	12,600.00
1986	74	73			147	CUT	
1987	70	74			144	CUT	
1988	73	74			147	CUT	
1989	71	72	68	78	289	T29	8,775.00
1990	75	78			153	CUT	
1995	76	79			155	CUT	
<b>Total</b>							<b>\$229,670.00</b>

### Nicolette, Mike (74.44)

Year	1st	2nd	3rd	4th	Total	Finish	Money
1981	75	82			157	CUT	
1982	77	80			157	CUT	
1983	73	71	79		223	67	\$1,442.00
1984	76				76	W/D	
1985	77	69	75	71	292	T40	3,154.00
1987	73	69	70	74	286	T41	3,900.00
<b>Total</b>							<b>\$8,496.00</b>

### Nielsen, Lonnie (75.10)

Year	1st	2nd	3rd	4th	Total	Finish	Money
1980	71	73	75	79	298	T73	\$772.00
1981	76	75	73	77	301	T66	824.00
1982	81	71			152	CUT	
<b>Total</b>							<b>\$1,596.00</b>

### Nitties, James (71.50)

Year	1st	2nd	3rd	4th	Total	Finish	Money
2010	70	72	72	72	286	T39	\$38,000.00
<b>Total</b>							<b>\$38,000.00</b>

### Nobilo, Frank (74.56)

Year	1st	2nd	3rd	4th	Total	Finish	Money
1995	75	75			150	CUT	
1996	68	72	72	73	285	T60	\$7,665.00
1997	74	78			152	CUT	
1998	72	72	75	77	296	T63	8,480.00
1999	72	71	80	81	304	T71	9,700.00
2002	78	77			155	CUT	
<b>Total</b>							<b>\$25,845.00</b>

### Noh, Seung-Yul (72.77)

Year	1st	2nd	3rd	4th	Total	Finish	Money
2013	70	74	73	74	291	T66	\$19,665.00
2014	76	68	75		219	T72	19,400.00
2015	73	75			148	CUT	
2017	73	69	75	71	288	T22	92,137.50
<b>Total</b>							<b>\$131,202.50</b>

### Noren, Alex (71.00)

Year	1st	2nd	3rd	4th	Total	Finish	Money
2017	68	71	72	73	284	10	\$283,500.00
<b>Total</b>							<b>\$283,500.00</b>

## Career Individual Player Records (cont.)

### Norman, Greg (72.37)

Year	1st	2nd	3rd	4th	Total	Finish	Money
1983	71	77	76	78	302	T63	\$1,498.00
1984	72	79			151	CUT	
1985	71	71	74	77	293	T49	2,199.00
1986	70	71	77	70	288	T33	4,654.28
1987	67	68	71	70	276	T4	44,000.00
1988	66	74	68	73	281	T11	26,500.00
1989	74	67	69	72	282	T4	59,400.00
1990	71	76	74	68	289	T16	20,362.50
1991	75	70	70	76	291	T63	3,360.00
1992	72	72	70	72	286	T35	8,874.00
1993	66	70	68	72	276	T3	145,000.00
1994	63	67	67	67	264	1	450,000.00
1995	70	74	73	77	294	T37	13,200.00
1996	73	73			146	CUT	
1997	71	72	72	79	294	T53	7,953.75
1999	72	77			149	CUT	
2000	75	71	73	77	296	T53	13,890.00
2001	75	74			149	CUT	
2002	74	78			152	CUT	
2003	78				78	W/D	
2004	72	73	77	79	301	T81	14,160.00
<b>Total</b>							<b>\$815,051.53</b>

### Norris, Tim (74.64)

Year	1st	2nd	3rd	4th	Total	Finish	Money
1983	74	74	76	73	297	T43	\$2,244.67
1984	79	72			151	CUT	
1985	76	75			151	CUT	
1986	74	68	74	75	291	T54	2,061.00
1989	80	75			155	CUT	
<b>Total</b>							<b>\$4,305.67</b>

### North, Andy (74.45)

Year	1st	2nd	3rd	4th	Total	Finish	Money
1974	71	73	72	75	291	T49	\$622.00
1975	69	76	72	73	290	T34	1,262.50
1976	76	77			153	CUT	
1977	77	83			160	CUT	
1978	74	71	74	73	292	T4	11,700.00
1979	67	74	76	81	298	T20	4,035.00
1980	77	72			149	CUT	
1981	73	76	74	80	303	T69	804.00
1982	76	70	76	71	293	T32	2,958.67
1983	77	78			155	CUT	
1984	81	75			156	CUT	
1985	72	72	75	75	294	T55	2,007.00
1986	72	78			150	CUT	
1987	70	69	76	74	289	T54	2,270.00
1988	73	72	73	83	301	T71	2,500.00
1989	73	78			151	CUT	
1990	76	74			150	CUT	
1991	72	72	70	72	286	T27	9,394.29
1992	72	77			149	CUT	
1995	77	80			157	CUT	
<b>Total</b>							<b>\$37,553.46</b>

### O'Grady, Mac (77.14)

Year	1st	2nd	3rd	4th	Total	Finish	Money
1984	78	72			150	CUT	
1985	77				77	W/D	
1986	72	79			151	CUT	
1988	79	83			162	CUT	
<b>Total</b>							

### O'Hair, Sean (72.59)

Year	1st	2nd	3rd	4th	Total	Finish	Money
2006	73	71	75	78	297	T58	\$17,600.00
2007	72	69	66	76	283	11	225,000.00
2008	75	73			148	CUT	
2009	73	75			148	CUT	
2010	70	69	70	73	282	T22	95,000.00
2011	71	71	67	72	281	T19	107,214.28
2012	69	77			146	CUT	
2013	70	71	69	77	287	T43	31,350.00
2015	76	76			152	CUT	
2016	70	67	76	79	292	T64	21,735.00
2017	74	78			152	CUT	
<b>Total</b>							<b>\$497,899.28</b>

### O'Hern, Nick (72.86)

Year	1st	2nd	3rd	4th	Total	Finish	Money
2005	76	65	72	74	287	T24	\$70,400.00
2006	71	74			145	CUT	
2007	76	75			151	CUT	
2008	73	74	75	72	294	T32	48,260.00
2009	68	73	75	74	290	T49	23,211.67
2010	71	73			144	CUT	
2011	76	71			147	CUT	
2012	74	71			145	CUT	
<b>Total</b>							<b>\$141,871.67</b>

### O'Meara, Mark (72.92)

Year	1st	2nd	3rd	4th	Total	Finish	Money
1981	71	73	72	76	292	T26	\$3,080.00
1982	72	76	78	79	305	T77	1,000.00
1983	71	77	74	76	298	T49	1,727.60
1984	72	69	69	73	283	T5	30,400.00
1985	70	75	72	71	288	T17	12,600.00
1986	68	74	74	72	288	T33	4,654.28
1987	68	65	69	73	275	3	68,000.00
1988	76	72			148	CUT	
1989	72	78			150	CUT	
1990	84				84	W/D	
1991	71	76			147	CUT	
1992	69	69	74	68	280	T9	46,800.00
1993	67	71	66	73	277	5	100,000.00
1994	73	79			152	CUT	
1995	80	75			155	CUT	
1996	73	69	69	69	280	T29	23,275.00
1997	73	72	76	78	299	T70	6,930.00
1998	70	75	72	74	291	T42	12,560.00
1999	72	73	71	74	290	T6	161,875.00
2000	75	74	70	67	286	T9	156,000.00
2001	78	74			152	CUT	
2002	74	73			147	CUT	
2003	74	78			152	CUT	
2011	66	74	79	77	296	T74	18,240.00
<b>Total</b>							<b>\$647,141.88</b>

### Oberholser, Arron (72.88)

Year	1st	2nd	3rd	4th	Total	Finish	Money
2004	73	73	75	71	292	T66	\$16,240.00
2005	73	68	72	75	288	T27	56,800.00
2006	68	71	74	81	294	T45	22,020.00
2007	73	73	79	67	292	T64	18,810.00
<b>Total</b>							<b>\$113,870.00</b>

### Ogilvie, Joe (73.88)

Year	1st	2nd	3rd	4th	Total	Finish	Money
2001	72	80			152	CUT	
2005	72	67	72	78	289	T32	\$42,400.00
2006	80	68			148	CUT	
2007	79	73			152	CUT	
2008	74	77			151	CUT	
2009	72	73			145	CUT	
2012	72	73			145	CUT	
<b>Total</b>							<b>\$42,400.00</b>

## Career Individual Player Records (cont.)

### Ogilvy, Geoff (72.51)

Year	1st	2nd	3rd	4th	Total	Finish	Money
2002	76	73			149	CUT	
2003	71	68	72	73	284	T21	\$65,000.00
2004	73	70	72	70	285	T16	116,000.00
2005	74	74			148	CUT	
2006	78	77			155	CUT	
2007	74	71	67	76	288	T37	38,700.00
2008	77	75			152	CUT	
2009	70	72	73	71	286	T22	79,325.00
2010	72	72			144	CUT	
2011	75				75	W/D	
2012	70	73	70	69	282	T12	199,500.00
2013	75	74			149	CUT	
2014	69	70	76	78	293	69	20,200.00
2015	72	72	69	70	283	T24	81,000.00
<b>Total</b>							<b>\$599,725.00</b>

### Ogle, Brett (74.00)

Year	1st	2nd	3rd	4th	Total	Finish	Money
1993	70	72	68	80	290	T61	\$5,375.00
1994	77	72			149	CUT	
1995	80	71			151	CUT	
1996	76	74			150	CUT	
<b>Total</b>							<b>\$5,375.00</b>

### Ogrin, David (74.00)

Year	1st	2nd	3rd	4th	Total	Finish	Money
1984	75	77			152	CUT	
1985	79	73			152	CUT	
1986	70	74	71	74	289	T40	\$3,240.00
1987	73	79			152	CUT	
1988	67	77	76	82	302	72	2,475.00
1989	72	74	74	72	292	T45	3,952.80
1990	69	74	73	73	289	T16	20,362.50
1994	70	78			148	CUT	
1995	78	72			150	CUT	
1996	74	70			144	CUT	
1997	77	73			150	CUT	
1998	74	74			148	CUT	
<b>Total</b>							<b>\$30,030.30</b>

### Ohmachi, Aki (77.00)

Year	1st	2nd	3rd	4th	Total	Finish	Money
1988	77	77			154	CUT	
<b>Total</b>							

### Olazabal, Jose Maria (72.50)

Year	1st	2nd	3rd	4th	Total	Finish	Money
1991	74	74			148	CUT	
1992	69	65	75	71	280	T9	\$46,800.00
1993	78	73			151	CUT	
1994	69	69	73	70	281	T14	42,500.00
1995	78	70	74	69	291	T23	25,950.00
1998	72	74	70	72	288	T25	30,533.33
1999	78	70	76	74	298	T52	11,600.00
2000	77	77			154	CUT	
2001	71	76	68	69	284	T12	126,000.00
2002	73	73	71	74	291	T36	26,437.50
2003	71	77			148	CUT	
2004	76	74			150	CUT	
2006	68	71	74	71	284	7	268,000.00
2007	78	66	69	67	280	T3	522,000.00
2008	70	75	80	72	297	T54	21,280.00
<b>Total</b>							<b>\$1,121,100.83</b>

### Olesen, Thorbjorn (74.50)

Year	1st	2nd	3rd	4th	Total	Finish	Money
2013	73	76			149	CUT	
<b>Total</b>							

### Oosterhuis, Peter (73.78)

Year	1st	2nd	3rd	4th	Total	Finish	Money
1975	72	73	73	70	288	T21	\$2,206.25
1976	73	73			146	CUT	
1977	71	79	72	73	295	T11	6,600.00
1978	73	73	75	74	295	T9	7,500.00
1979	74	74			148	CUT	
1980	77	75			152	CUT	
1981	75	76	72	76	299	T60	872.00
1982	73	77			150	CUT	
1983	70	78	73	76	297	T43	2,244.66
1984	73	69	74	74	290	T26	6,160.00
1985	71	75	75	75	296	T64	1,872.00
<b>Total</b>							<b>\$27,454.91</b>

### Oosthuizen, Louis (72.00)

Year	1st	2nd	3rd	4th	Total	Finish	Money
2011	71	76			147	CUT	
2012	71	74			145	CUT	
2013	69	75	67	72	283	T19	\$107,214.28
2014	77	75			152	CUT	
2015	70	73	75	73	291	T69	20,000.00
2016	72	67	74	72	285	T28	68,325.00
2017	69	66	73	73	281	T2	924,000.00
<b>Total</b>							<b>\$1,119,539.28</b>

### Ortiz, Carlos (74.50)

Year	1st	2nd	3rd	4th	Total	Finish	Money
2016	77	72			149	CUT	
<b>Total</b>							

### Overton, Jeff (72.37)

Year	1st	2nd	3rd	4th	Total	Finish	Money
2008	74	79			153	CUT	
2009	71	67	75	75	288	T37	\$39,900.00
2010	70	72	70	71	283	T26	68,875.00
2011	69	71	73	69	282	T26	67,450.00
2012	78	69			147	CUT	
2013	71	70	69	74	284	T26	67,450.00
2014	70	72	83		225	82	17,600.00
2015	69	77			146	CUT	
2016	73	73			146	CUT	
<b>Total</b>							<b>\$261,275.00</b>

### Owen, Greg (74.60)

Year	1st	2nd	3rd	4th	Total	Finish	Money
2006	71	68	77	73	289	T22	\$76,800.00
2007	77	78			155	CUT	
2010	73	71			144	CUT	
2013	76	82			158	CUT	
2016	69	75			144	CUT	
<b>Total</b>							<b>\$76,800.00</b>

### Ozaki, Naomichi (72.09)

Year	1st	2nd	3rd	4th	Total	Finish	Money
1993	72	68	68	70	278	T6	\$80,937.50
1994	71	72	70	73	286	T45	7,150.00
1995	74	70	72	71	287	T8	87,000.00
1996	72	74			146	CUT	
1997	68	74	74	81	297	T65	7,280.00
1998	69	68	76	74	287	T18	48,685.71
1999	69	68	81	73	291	T10	107,142.86
2000	70	77	73	71	291	T27	41,700.00
2001	77	68	72	71	288	T26	44,400.00
<b>Total</b>							<b>\$424,296.07</b>

### Ozaki, Masashi Jumbo (72.86)

Year	1st	2nd	3rd	4th	Total	Finish	Money
1989	75	68	70	79	292	T45	\$3,952.80
1990	72	76			148	CUT	
1991	73	72	72	69	286	T27	9,394.29
1993	75				75	W/D	
1994	68	76	75	74	293	82	4,400.00
1995	72	72	75	73	292	T29	19,500.00
1996	71	69	69	71	280	T29	23,275.00
1997	70	76	71	76	293	T50	8,610.00
1998	77	77			154	CUT	
<b>Total</b>							<b>\$69,132.09</b>

## Career Individual Player Records (cont.)

### Pace, Roy (75.25)

Year	1st	2nd	3rd	4th	Total	Finish	Money
1974	69	77	75	74	295	T65	\$425.00
1975	76	78			154	CUT	
1976	79	74			153	CUT	
<b>Total</b>							<b>\$425.00</b>

### Palmer, Arnold (75.03)

Year	1st	2nd	3rd	4th	Total	Finish	Money
1974	73	78			151	CUT	
1975	71	78			149	CUT	
1976	72	73	68	76	289	T51	\$705.00
1977	78	75	74	75	302	T40	1,110.00
1978	74	78	76	85	313	T77	750.00
1979	72	75	79	77	303	T50	950.86
1981	75	74	74	73	296	T45	1,144.00
1982	72	77			149	CUT	
1983	77	72	76	74	299	T54	1,617.00
1984	72	76	76	77	301	T66	1,640.00
1985	74	72	75	76	297	T69	1,791.00
1986	75	77			152	CUT	
<b>Total</b>							<b>\$9,707.86</b>

### Palmer, Ryan (72.947)

Year	1st	2nd	3rd	4th	Total	Finish	Money
2005	76	76			152	CUT	
2006	75	79			154	CUT	
2007	77	72	71	75	295	T75	\$16,830.00
2009	75	75			150	CUT	
2010	73	72			145	CUT	
2011	70	76			146	CUT	
2012	73	72			145	CUT	
2013	67	69	70	72	278	T5	346,750.00
2014	71	73	71	73	288	T59	22,000.00
2015	77	72			149	CUT	
2016	67	70	75	72	284	T23	93,450.00
2017	71	77			148	CUT	
<b>Total</b>							<b>\$479,030.00</b>

### Pampling, Rod (73.16)

Year	1st	2nd	3rd	4th	Total	Finish	Money
2003	77	74			151	CUT	
2004	73	71	72	75	291	T58	\$17,360.00
2005	70	70	68	80	288	T27	56,800.00
2006	74	76			150	CUT	
2007	70	71	80	68	289	T44	26,010.00
2008	72	77			149	CUT	
2009	70	73	79		222	T79	17,005.00
2010	74	71			145	CUT	
2012	71	72	78	70	291	T56	21,280.00
2017	72	74	74	72	292	T48	26,712.00
<b>Total</b>							<b>\$165,167.00</b>

### Pappas, Brenden (74.00)

Year	1st	2nd	3rd	4th	Total	Finish	Money
2004	77	71			148	CUT	
<b>Total</b>							

### Parnevik, Jesper (73.39)

Year	1st	2nd	3rd	4th	Total	Finish	Money
1995	74	74	72	76	296	T49	\$7,330.00
1996	69	70	72	73	284	T53	7,990.00
1997	75	75			150	CUT	
1998	72	72	72	72	288	T25	30,533.33
1999	71	73	74	76	294	T23	40,166.67
2000	78	73			151	CUT	
2001	70	79			149	CUT	
2002	74	74			148	CUT	
2003	76	68	69	77	290	T48	16,336.66
2004	72	71	73	72	288	T33	39,644.45
2005	69	71	72	79	291	T46	21,394.29
2006	72	72	72	77	293	T38	32,800.00
2007	76	77			153	CUT	
2008	72	74	70	85	301	T69	19,095.00
<b>Total</b>							<b>\$215,290.40</b>

### Parry, Craig (72.40)

Year	1st	2nd	3rd	4th	Total	Finish	Money
1990	74	71	70	81	296	T61	\$3,210.00
1991	70	74	69	70	283	T15	25,600.00
1992	67	68	73	70	278	T6	62,550.00
1993	75	69			144	CUT	
1994	69	66	73	73	281	T14	42,500.00
1995	80	75			155	CUT	
1996	66	74	72	72	284	T53	7,990.00
1997	71	67	80	69	287	T22	37,800.00
1998	73	78			151	CUT	
1999	75	73	73	80	301	69	10,100.00
2000	70	74	69	77	290	T22	57,600.00
2001	71	73	76	70	290	T33	31,028.57
2002	72	73	72	77	294	T57	13,440.00
2003	73	74			147	CUT	
2004	74	72	64	74	284	T13	154,666.66
2005	68	70	71	81	290	T40	30,400.00
2006	70	73	70	76	289	T22	76,800.00
<b>Total</b>							<b>\$553,685.23</b>

### Pate, Alan (82.00)

Year	1st	2nd	3rd	4th	Total	Finish	Money
1979	84	80			164	CUT	
<b>Total</b>							

### Pate, Jerry (74.09)

Year	1st	2nd	3rd	4th	Total	Finish	Money
1978	76	76	75	70	297	T17	\$4,200.00
1979	69	73	77	79	298	T20	4,035.00
1980	72	77			149	CUT	
1981	75	76	73	72	296	T45	1,144.00
1982	70	73	70	67	280	1	90,000.00
1984	79	74			153	CUT	
1985	75	70	74	77	296	T64	1,872.00
1989	77	75			152	CUT	
1990	75	77			152	CUT	
1991	72	79			151	CUT	
1992	76	71			147	CUT	
<b>Total</b>							<b>\$101,251.00</b>

### Pate, Steve (73.00)

Year	1st	2nd	3rd	4th	Total	Finish	Money
1986	71	72	78	75	296	T72	\$1,755.00
1987	71	73			144	CUT	
1988	70	71	74	79	294	57	2,825.00
1989	66	78	71	75	290	T34	6,672.85
1990	69	76	71	72	288	T11	31,800.00
1991	69	73	70	74	286	T27	9,394.28
1992	74	70	71	72	287	T40	6,840.00
1993	71	72			143	CUT	
1994	74	75			149	CUT	
1995	77	74			151	CUT	
1998	71	71	74	75	291	T42	12,560.00
1999	74	74	72	79	299	T58	11,050.00
2000	76	74	68	73	291	T27	41,700.00
2001	72	72	76	75	295	T58	13,080.00
<b>Total</b>							<b>\$137,677.13</b>

### Paulson, Carl (72.75)

Year	1st	2nd	3rd	4th	Total	Finish	Money
2001	74	73	76	75	298	T68	\$12,180.00
2002	69	69	69	77	284	T4	226,200.00
<b>Total</b>							<b>\$238,380.00</b>

### Paulson, Dennis (75.25)

Year	1st	2nd	3rd	4th	Total	Finish	Money
1995	79	74			153	CUT	
2000	80	79			159	CUT	
2001	74	70	73	72	289	T31	\$38,100.00
2002	77	77			154	CUT	
2005	75	73			148	CUT	
<b>Total</b>							<b>\$38,100.00</b>

### Pavin, Corey (73.00)

## Career Individual Player Records (cont.)

Year	1st	2nd	3rd	4th	Total	Finish	Money
1984	75	82			157	CUT	
1985	73	77			150	CUT	
1986	70	72	72	78	292	T58	\$1,971.00
1987	75	68	70	75	288	T50	2,435.00
1988	70	76	69	74	289	T42	4,625.00
1989	70	70	77	73	290	T34	6,672.86
1990	80	75			155	CUT	
1991	69	76	71	71	287	T41	5,064.73
1992	71	73	71	73	288	T46	5,244.00
1993	69	72	67	73	281	T16	38,750.00
1994	69	73	73	77	292	T78	4,525.00
1995	66	73	72	74	285	T3	156,000.00
1996	67	71	76	69	283	T46	9,360.00
1997	75	72			147	CUT	
1998	75	73			148	CUT	
1999	74	74	82	74	304	T71	9,700.00
2000	72	73	74	79	298	T61	12,840.00
2001	73	72	69	73	287	T21	62,400.00
2002	78	75			153	CUT	
2003	70	69	69	79	287	T32	35,192.85
2004	74	67	74	73	288	T33	39,644.45
2005	69	75			144	CUT	
2006	74	80			154	CUT	
2007	75	72	71	76	294	T72	17,460.00
2009	74	77			151	CUT	
2011	72	69	74	71	286	T45	27,816.00
<b>Total</b>							<b>\$439,700.89</b>

### Payne, Bob (73.20)

Year	1st	2nd	3rd	4th	Total	Finish	Money
1974							
1975	70	71	74	75	290	T34	\$1,262.50
1976	69	71	70	76	286	T34	1,548.00
1978	75	81			156	CUT	
<b>Total</b>							<b>\$2,810.50</b>

### Pearce, Eddie (73.50)

Year	1st	2nd	3rd	4th	Total	Finish	Money
1974	73	67	69	72	281	T9	\$6,250.00
1975							
1976	70	72	77	71	290	T56	600.00
1977							
1978	80	77			157	CUT	
1979	73	76			149	CUT	
1980	72	80			152	CUT	
<b>Total</b>							<b>\$6,850.00</b>

### Peete, Calvin (74.56)

Year	1st	2nd	3rd	4th	Total	Finish	Money
1977	84	76			160	CUT	
1978	81	81			162	CUT	
1979	74	78			152	CUT	
1980	73	72	77	75	297	T70	\$792.00
1981	74	76	71	72	293	T29	2,600.00
1982	73	73	79	70	295	T41	1,800.00
1983	73	73	77	72	295	T35	3,304.86
1985	70	69	69	66	274	1	162,000.00
1986	73	73			146	CUT	
1987	71	74			145	CUT	
1988	70	69	71	72	282	T16	17,535.71
1989	81	72			153	CUT	
1990	73	72	72	76	293	T46	3,855.00
1991	73	72	78	79	302	76	3,008.00
1992	80	85			165	W/D	
1993	73	71			144	CUT	
1994	85				85	W/D	
1995	85				85	W/D	
<b>Total</b>							<b>\$194,895.57</b>

### Peoples, David (73.67)

Year	1st	2nd	3rd	4th	Total	Finish	Money
1990	72	75	76	75	298	T68	\$3,045.00
1991	71	73	75	75	294	72	3,136.00
1992	74	72			146	CUT	
1993	75	75			150	CUT	
2001	71	78			149	CUT	
2002	70	78			148	CUT	
2003	73				73	W/D	
2004	72	72	73	72	289	T42	24,087.27
<b>Total</b>							<b>\$30,268.27</b>

### Perez, Pat (72.75)

Year	1st	2nd	3rd	4th	Total	Finish	Money
2003	75	78			153	CUT	
2004	73	75			148	CUT	
2005	70	70	72	77	289	T32	\$42,400.00
2006	71	72	69	71	283	T3	384,000.00
2007	77	78			155	CUT	
2008	72	74	72	77	295	T42	29,830.00
2009	72	72	74	78	296	T68	19,285.00
2010	71	72			143	CUT	
2011	76	72			148	CUT	
2012	69	75	70	71	285	T25	66,547.50
2013	74	75			149	CUT	
2014	68	73	75	71	287	T48	24,072.73
2015	71	70	68	73	282	T17	130,857.14
2017	74	72	66	76	288	T22	92,137.50
<b>Total</b>							<b>\$789,129.87</b>

### Perks, Craig (72.81)

Year	1st	2nd	3rd	4th	Total	Finish	Money
2002	71	68	69	72	280	1	\$1,080,000.00
2003	68	69	70	76	283	T17	94,250.00
2004	70	79			149	CUT	
2005	75	72			147	CUT	
2006	79	76			155	CUT	
2007	75	76			151	CUT	
<b>Total</b>							<b>\$1,174,250.00</b>

### Pernice Jr., Tom (74.33)

Year	1st	2nd	3rd	4th	Total	Finish	Money
1999	79	75			154	CUT	
2000	80	73			153	CUT	
2002	70	75	78	75	298	T69	\$11,940.00
2003	78	71			149	CUT	
2004	72	71	70	80	293	T72	15,600.00
2005	73	71			144	CUT	
2006	70	70	71	79	290	T27	53,250.00
2007	74	68	72	73	287	T28	56,100.00
2008	75	79			154	CUT	
2009	74	79			153	CUT	
2012	80	75			155	CUT	
<b>Total</b>							<b>\$136,890.00</b>

### Perry, Chris (72.68)

Year	1st	2nd	3rd	4th	Total	Finish	Money
1985	72	71	70	81	294	T55	\$2,007.00
1986	69	72	72	78	291	T54	2,061.00
1987	68	71	70	73	282	T20	11,650.00
1988	75	69	77	76	297	T64	2,637.50
1989	70	75	70	73	288	T21	12,673.13
1990	73	74	72	70	289	T16	20,362.50
1991	68	71	71	76	286	T27	9,394.28
1992	72	75			147	CUT	
1997	74	71	70	74	289	T31	20,300.00
1998	72	76			148	CUT	
1999	70	74	73	78	295	T32	27,666.66
2000	76	70	71	75	292	T33	32,400.00
<b>Total</b>							<b>\$141,152.07</b>



## Career Individual Player Records (cont.)

### Perry, Kenny (72.39)

Year	1st	2nd	3rd	4th	Total	Finish	Money
1988	71	71	72	72	286	33	\$7,375.00
1989	68	77	72	71	288	T21	12,673.13
1990	72	73	76	73	294	T56	3,375.00
1991	74	70	75	70	289	T57	3,552.00
1992	74	80			154	W/D	
1993	70	69	76	76	291	T65	5,225.00
1994	69	75	73	72	289	T62	5,250.00
1995	76	73	73	75	297	T55	6,750.00
1996	65	71	70	69	275	T4	137,812.50
1997	73	76			149	CUT	
1998	74	75			149	CUT	
1999	82				82	W/D	
2000	70	77	70	74	291	T27	41,700.00
2001	71	66	74	75	286	T18	84,000.00
2002	73	71	76	75	295	T60	13,080.00
2003	70	73	69	75	287	T32	35,192.86
2004	69	71	69	71	280	T3	416,000.00
2005	74	71			145	CUT	
2007	73	75	73	70	291	T58	19,710.00
2008	68	70	72	81	291	T15	147,250.00
2009	73	71	68	74	286	T22	79,325.00
2010	67	71	71	73	282	T22	95,000.00
2011	72	71	68	73	284	T39	41,800.00
2014	77	70			147	CUT	
<b>Total</b>							<b>\$1,155,070.49</b>

### Persons, Peter (72.50)

Year	1st	2nd	3rd	4th	Total	Finish	Money
1990	69	76	71	75	291	T29	\$9,332.14
1991	66	75	71	74	286	T27	9,394.28
1992	75	75			150	CUT	
1993	73	68	73	74	288	T52	5,771.43
<b>Total</b>							<b>\$24,497.85</b>

### Peterson, John (72.00)

Year	1st	2nd	3rd	4th	Total	Finish	Money
2014	73	69	72	74	288	T59	\$22,000.00
<b>Total</b>							<b>\$22,000.00</b>

### Petrovic, Tim (72.62)

Year	1st	2nd	3rd	4th	Total	Finish	Money
2003	75	70			145	CUT	
2004	71	72	74	73	290	T53	\$18,432.00
2005	71	71	71	75	288	T27	56,800.00
2006	73	69	80	71	293	T38	32,800.00
2008	73	73	69	76	291	T15	147,250.00
2009	68	70	75	75	288	T37	39,900.00
2010	75	70			145	CUT	
2011	75	73			148	CUT	
<b>Total</b>							<b>\$295,182.00</b>

### Pettersson, Carl (72.26)

Year	1st	2nd	3rd	4th	Total	Finish	Money
2004	75	75			150	CUT	
2005	73	71			144	CUT	
2006	71	70	70	74	285	T8	\$208,000.00
2007	70	71	70	76	287	T28	56,100.00
2008	74	71	75	76	296	T51	22,863.33
2009	74				74	W/D	
2011	73	71	71	68	283	T33	50,191.67
2012	71	72	69	69	281	T10	247,000.00
2013	70	72	75	75	292	T68	19,190.00
2014	74	71			145	CUT	
2015	77				77	W/D	
2016	68	75			143	CUT	
<b>Total</b>							<b>\$603,345.00</b>

### Pfeil, Mark (74.70)

Year	1st	2nd	3rd	4th	Total	Finish	Money
1978	74	75	78	77	304	T50	\$945.00
1979	75	75			150	CUT	
1980	74	77			151	CUT	
1981	80	70	72	77	299	T60	872.00
1982	74	80			154	CUT	
1983	71	75	81	77	304	65	1,470.00
1984	79	73			152	CUT	
1985	73	72	71	76	292	T40	3,154.00
1986	69	74	70	77	290	T48	2,262.00
1987	73	72			145	CUT	
<b>Total</b>							<b>\$8,703.00</b>

### Piercy, Scott (73.67)

Year	1st	2nd	3rd	4th	Total	Finish	Money
2009	71	72	74	69	286	T22	\$79,325.00
2010	76	75			151	CUT	
2012	73	74			147	CUT	
2013	70	77			147	CUT	
2015	73	74			147	CUT	
2016	70	68	75	71	284	T23	93,450.00
2017	80	84			164	CUT	
<b>Total</b>							<b>\$172,775.00</b>

### Pinckney, Scott (73.50)

Year	1st	2nd	3rd	4th	Total	Finish	Money
2016	74	73			147	CUT	

### Player, Gary (73.47)

Year	1st	2nd	3rd	4th	Total	Finish	Money
1974	73	75			148	CUT	
1975	71	72	72	73	288	T21	\$2,206.25
1976	73	70	71	67	281	T9	7,500.00
1977	74	79	71	72	296	T13	5,400.00
1978	74	73	77	76	300	T28	1,791.82
1979	73	79			152	CUT	
1980	70	71	69	73	283	T8	10,400.00
1981	79	75			154	CUT	
1982	73	78			151	CUT	
1984	74	73	74	77	298	61	1,744.00
<b>Total</b>							<b>\$29,042.07</b>

### Pohl, Dan (72.73)

Year	1st	2nd	3rd	4th	Total	Finish	Money
1980	73	72	69	69	283	T8	\$10,400.00
1981	72	72	76	76	296	T45	1,144.00
1982	77				77	W/D	
1983	76	75			151	CUT	
1984	74	69	71	71	285	T8	24,000.00
1985	71	73	74	81	299	74	1,728.00
1986	74	76			150	CUT	
1987	68	66	75	69	278	T7	32,250.00
1988	69	69	70	72	280	T8	36,250.00
1989	69	70	75	79	293	T50	3,256.20
1991	70	79			149	CUT	
1992	70	74	70	72	286	T35	8,874.00
1993	69	70	84		223	W/D	
1994	76	70			146	CUT	
1995	72	74	76	78	300	T68	6,030.00
1996	72	70	73	71	286	T62	7,490.00
<b>Total</b>							<b>\$131,422.20</b>

### Points, D.A. (73.50)

Year	1st	2nd	3rd	4th	Total	Finish	Money
2010	73	70			143	CUT	
2011	74	74			148	CUT	
2013	72	70	77	69	288	T48	\$23,614.29
2014	75	76			151	CUT	
2017	73	79			152	CUT	
<b>Total</b>							<b>\$23,614.29</b>

## Career Individual Player Records (cont.)

### Pooley, Don (73.65)

Year	1st	2nd	3rd	4th	Total	Finish	Money
1978	74	83			157	CUT	
1979	77	75			152	CUT	
1980	69	73	69	73	284	T14	\$6,400.00
1981	78	71	78	74	301	T66	824.00
1982	75	71	77	75	298	T56	1,115.00
1983	71	70	72	75	288	T10	17,500.00
1984	80	72			152	CUT	
1985	72	72	71	73	288	T17	12,600.00
1986	71	79			150	CUT	
1987	74	68	73	71	286	T41	3,900.00
1988	71	75	76	71	293	T54	2,875.00
1989	70	79			149	CUT	
1990	75	76			151	CUT	
1991	72	77			149	W/D	
1993	70	75			145	CUT	
1996	69	73	74	72	288	T67	7,105.00
1997	71	74	71	82	298	T68	7,105.00
1998	75	73			148	CUT	
<b>Total</b>							<b>\$59,424.00</b>

### Porter, Joe (74.06)

Year	1st	2nd	3rd	4th	Total	Finish	Money
1974	70	75	74	69	288	T34	\$1,290.00
1975	72	72	68	72	284	T8	6,791.67
1976	75	74			149	CUT	
1977	76	79	78	76	309	T71	
1978	76	79			155	CUT	
<b>Total</b>							<b>\$8,081.67</b>

### Porter, Lee (77.50)

Year	1st	2nd	3rd	4th	Total	Finish	Money
1999	78	77			155	CUT	
<b>Total</b>							

### Potter, Jr., Ted (73.75)

Year	1st	2nd	3rd	4th	Total	Finish	Money
2013	75	75			150	CUT	
2014	73	72			145	CUT	
<b>Total</b>							

### Poulter, Ian (71.90)

Year	1st	2nd	3rd	4th	Total	Finish	Money
2004	70	73	71	74	288	T33	\$39,644.44
2005	70	78			148	CUT	
2006	72	68	75	75	290	T27	53,250.00
2007	75	71	72	69	287	T28	56,100.00
2008	69	74	73	76	292	T21	95,000.00
2009	67	68	75	70	280	2	1,026,000.00
2010	72	71			143	CUT	
2011	70	72	74	73	289	T57	21,185.00
2012	65	76	71	73	285	T25	66,547.50
2013	75	71			146	CUT	
2014	74	69	72	76	291	T65	20,800.00
2015	71	69	70	74	284	T30	58,125.00
2016	69	68	79	75	291	T57	23,100.00
2017	72	67	71	71	281	T2	924,000.00
<b>Total</b>							<b>\$2,383,751.94</b>

### Powers, Greg (75.93)

Year	1st	2nd	3rd	4th	Total	Finish	Money
1979	70	80			150	CUT	
1980	72	69	78	74	293	T55	\$904.00
1981	81	77			158	CUT	
1982	74	75			149	CUT	
1983	84	78			162	CUT	
1984	76	75			151	CUT	
<b>Total</b>							<b>\$904.00</b>

### Price, Nick (71.60)

Year	1st	2nd	3rd	4th	Total	Finish	Money
1984	70	72	74	68	284	7	\$26,800.00
1985	73	69	72	75	289	T22	8,640.00
1986	71	67	75	79	292	T58	1,971.00
1987	71	68	68	76	283	T24	7,737.50
1988	74	75			149	DQ	
1989	73	74			147	CUT	
1990	69	75	77	68	289	T16	20,362.50
1991	68	75	67	71	281	T9	41,600.00
1992	71	67	69	72	279	8	55,800.00
1993	64	68	71	67	270	1	450,000.00
1994	73	76			149	CUT	
1995	73	71	75	75	294	T37	13,200.00
1996	70	69	73	71	283	T46	9,360.00
1997	75	68	74	71	288	T24	27,700.00
1998	71	72	70	70	283	T8	116,000.00
1999	74	67	74	73	288	3	340,000.00
2000	73	71	73	67	284	T3	270,600.00
2001	70	74	71	68	283	T10	156,000.00
2002	74	71	71	69	285	T9	168,000.00
2003	73	73			146	CUT	
2004	75	69	73	72	289	T42	24,087.27
2005	71	70	69	79	289	T32	42,400.00
2006	72	71	74	73	290	T27	53,250.00
<b>Total</b>							<b>\$1,833,508.27</b>

### Pride, Dicky (74.80)

Year	1st	2nd	3rd	4th	Total	Finish	Money
1995	74	73	74	75	296	T49	\$7,330.00
1997	75	75			150	CUT	
2000	78	77			155	CUT	
2013	73	74			147	CUT	
<b>Total</b>							<b>\$7,330.00</b>

### Prugh, Alex (72.50)

Year	1st	2nd	3rd	4th	Total	Finish	Money
2010	69	73	70	76	288	T47	\$25,118.00
2011	75	72			147	CUT	
<b>Total</b>							<b>\$25,118.00</b>

### Pruitt, Dillard (72.75)

Year	1st	2nd	3rd	4th	Total	Finish	Money
1992	71	78			149	CUT	
1993	70	72	72	80	294	69	\$5,050.00
1994	70	71	68	73	282	T19	31,375.00
1995	72	84			156	CUT	
1996	71	71	71	70	283	T46	9,360.00
<b>Total</b>							<b>\$45,785.00</b>

### Purdy, Ted (73.17)

Year	1st	2nd	3rd	4th	Total	Finish	Money
2005	69	74	72	79	294	T56	\$17,760.00
2006	77	70			147	CUT	
2007	74	73	67	71	285	T16	126,257.14
2010	73	79			152	CUT	
<b>Total</b>							<b>\$144,017.14</b>

## Career Individual Player Records (cont.)

### Purtzer, Tom (73.55)

Year	1st	2nd	3rd	4th	Total	Finish	Money
1977	76	79	76	74	305	T59	\$607.50
1978	75	80			155	CUT	
1979	75	76			151	CUT	
1980	74	75			149	CUT	
1981	71	73	74	72	290	T19	4,680.00
1982	73	79			152	CUT	
1983	71	73	76	71	291	T19	8,785.00
1984	76	69	76	72	293	T41	3,120.00
1985	74	69	72	77	292	T40	3,154.00
1986	72	70	77	71	290	T48	2,262.00
1987	69	67	72	71	279	T9	27,000.00
1988	74	72	70	74	290	T45	3,875.00
1989	71	74	76	73	294	T55	3,064.50
1990	71	73	69	71	284	T3	87,000.00
1991	71	78			149	CUT	
1992	68	77			145	CUT	
1993	71	73			144	CUT	
1994	73	77			150	CUT	
1995	80	76			156	CUT	
1996	74	69	72	71	286	T62	7,490.00
1997	68	71	69	80	288	T24	27,700.00
1998	77	77			154	CUT	
1999	75	78			153	CUT	
2000	76	77			153	CUT	
2001	71	79			150	CUT	
<b>Total</b>							<b>\$178,738.00</b>

### Putnam, Michael (73.25)

Year	1st	2nd	3rd	4th	Total	Finish	Money
2014	75	73			148	CUT	
2015	72	73			145	CUT	
<b>Total</b>							

### Quigley, Brett (73.00)

Year	1st	2nd	3rd	4th	Total	Finish	Money
2002	73	78			151	CUT	
2004	73	73	69	74	289	T42	\$24,087.27
2005	67	73	78	69	287	T24	70,400.00
2006	73	74			147	CUT	
2007	78	72			150	CUT	
2008	70	76	72	71	289	T6	307,562.50
2009	72	76			148	CUT	
2010	72	69	75	75	291	T58	20,805.00
<b>Total</b>							<b>\$422,854.77</b>

### Quigley, Dana (76.25)

Year	1st	2nd	3rd	4th	Total	Finish	Money
1980	74	79			153	CUT	
1981	74	78			152	CUT	
<b>Total</b>							

### Quinney, Jeff (71.93)

Year	1st	2nd	3rd	4th	Total	Finish	Money
2007	71	74	64	73	282	T6	\$281,700.00
2008	71	73	70	70	284	3	646,000.00
2009	73	70	75	78	296	T68	19,285.00
2010	72	73			145	CUT	
<b>Total</b>							<b>\$946,985.00</b>

### Quiros, Alvaro (71.58)

Year	1st	2nd	3rd	4th	Total	Finish	Money
2010	72	70	75	76	293	T66	\$19,665.00
2011	67	73	68	71	279	T6	287,375.00
2012	72	72	72	71	287	T40	37,050.00
<b>Total</b>							<b>\$344,090.00</b>

### Rachels, Sammy (75.65)

Year	1st	2nd	3rd	4th	Total	Finish	Money
1975	71	76	72	73	292	T45	\$730.00
1976	75	74			149	CUT	
1978	77	77			154	CUT	
1980	72	79			151	CUT	
1981	81	79			160	CUT	
1982	75				75	W/D	
1984	77	73			150	CUT	
1985	77	78			155	CUT	
<b>Total</b>							<b>\$730.00</b>

### Rahm, Jon (74.00)

Year	1st	2nd	3rd	4th	Total	Finish	Money
2017	68	72	82		222	T72	\$20,370.00
<b>Total</b>							<b>\$20,370.00</b>

### Randall, Ross (74.25)

Year	1st	2nd	3rd	4th	Total	Finish	Money
1974	72	71	79	75	297	T69	\$381.00
<b>Total</b>							<b>\$381.00</b>

### Randolph, Sam (76.00)

Year	1st	2nd	3rd	4th	Total	Finish	Money
1987	71	71	82	78	302	72	\$1,960.00
1988	79	76			155	CUT	
1989	74	77			151	CUT	
<b>Total</b>							<b>\$1,960.00</b>

### Rassett, Joey (75.50)

Year	1st	2nd	3rd	4th	Total	Finish	Money
1984	74	77			151	CUT	
<b>Total</b>							

### Raulerson, Charles (76.00)

Year	1st	2nd	3rd	4th	Total	Finish	Money
2000	78	74			152	CUT	
<b>Total</b>							

### Reasor, Mike (76.88)

Year	1st	2nd	3rd	4th	Total	Finish	Money
1974	78	78			156	CUT	
1975	78	73			151	CUT	
1976	76	72			148	CUT	
1977	80	80			160	CUT	
<b>Total</b>							

### Reavie, Chez (73.08)

Year	1st	2nd	3rd	4th	Total	Finish	Money
2009	70	72	75	75	292	T60	\$20,710.00
2012	72	75			147	CUT	
2016	73	71			144	CUT	
2017	68	72	79	75	294	T56	23,625.00
<b>Total</b>							<b>\$44,335.00</b>

### Reed, Patrick (72.25)

Year	1st	2nd	3rd	4th	Total	Finish	Money
2014	74	79			153	CUT	
2015	72	70	69	72	283	T24	\$81,000.00
2016	71	72			143	CUT	
2017	72	73	74	69	288	T22	92,137.50
<b>Total</b>							<b>\$173,137.50</b>

### Reese, Don (73.50)

Year	1st	2nd	3rd	4th	Total	Finish	Money
1989	70	77			147	CUT	
<b>Total</b>							

### Refram, Dean (73.50)

Year	1st	2nd	3rd	4th	Total	Finish	Money
1976	75	72			147	CUT	
<b>Total</b>							

## Career Individual Player Records (cont.)

### Regalado, Victor (75.44)

Year	1st	2nd	3rd	4th	Total	Finish	Money	
1974	74	76			150	CUT		
1975	75	74			149	CUT		
1976	74	73			147	CUT		
1977	75	78	74	77	304	T55	\$652.50	
1978	70	79	76	70	295	T9	7,500.00	
1979	70	74	73	80	297	T14	6,600.00	
1980	73	75	75	73	296	T67	816.00	
1981	76	79			155	CUT		
1982	74	72	80	81	307	T79	1,000.00	
1983	83	80			163	CUT		
1984	75	77			152	CUT		
1985	74	76			150	CUT		
<b>Total</b>								<b>\$16,568.50</b>

### Reid, Mike (73.72)

Year	1st	2nd	3rd	4th	Total	Finish	Money	
1977	75	80	83	71	309	T71		
1978	76	77	75	78	306	T57	\$860.00	
1979	71	73	78	79	301	T35	1,847.50	
1980	70	72	72	68	282	T5	14,600.00	
1981	81	78			159	CUT		
1982	71	74	77	70	292	T27	3,550.00	
1983	82	76			158	CUT		
1984	81	71			152	CUT		
1985	72	74	71	75	292	T40	3,154.00	
1986	71	75			146	CUT		
1987	72	69	69	71	281	T15	16,000.00	
1988	68	69	73	67	277	2	135,000.00	
1989	73	71	71	74	289	T29	8,775.00	
1990	71	72	77	73	293	T46	3,855.00	
1992	71	76			147	CUT		
1993	68	73	72	80	293	T67	5,125.00	
1994	74	73			147	CUT		
1995	75	75			150	CUT		
1996	70	73	72	72	287	T65	7,315.00	
1997	71	74	74	77	296	T62	7,490.00	
1998	74	73			147	CUT		
1999	75	74			149	CUT		
2000	77	78			155	CUT		
<b>Total</b>								<b>\$207,571.50</b>

### Reifers, Kyle (73.00)

Year	1st	2nd	3rd	4th	Total	Finish	Money	
2016	71	70	76	75	292	T64	\$21,735.00	
<b>Total</b>								<b>\$21,735.00</b>

### Renner, Jack (73.63)

Year	1st	2nd	3rd	4th	Total	Finish	Money	
1978	75	80			155	CUT		
1979	73	70	71	75	289	3	\$27,200.00	
1980	76	75			151	CUT		
1981	73	73	72	71	289	T12	7,371.43	
1982	82	69			151	CUT		
1983	78	75			153	CUT		
1984	75	77			152	CUT		
1985	75	71	72	76	294	T55	2,007.00	
1987	70	73	69	72	284	T32	5,414.28	
1988	71	72	76	72	291	T48	3,275.00	
<b>Total</b>								<b>\$45,267.71</b>

### Rhoads, Rick (73.00)

Year	1st	2nd	3rd	4th	Total	Finish	Money	
1974	77	68	71	76	292	T53	\$562.40	
<b>Total</b>								<b>\$562.40</b>

### Rhyan, Dick (73.75)

Year	1st	2nd	3rd	4th	Total	Finish	Money	
1974	71	74	75	73	293	T58	\$500.00	
1975	76	75			151	CUT		
1976	72	74			146	CUT		
<b>Total</b>								<b>\$500.00</b>

### Ridings, Tag (74.83)

Year	1st	2nd	3rd	4th	Total	Finish	Money	
2005	72	71	82	79	304	82	\$14,080.00	
2006	70	75			145	CUT		
<b>Total</b>								<b>\$14,080.00</b>

### Riegger, John (74.00)

Year	1st	2nd	3rd	4th	Total	Finish	Money	
2004	74	74			148	CUT		
<b>Total</b>								

### Riley, Chris (73.75)

Year	1st	2nd	3rd	4th	Total	Finish	Money	
2000	73	77	75	70	295	T48	\$15,264.00	
2001	71	75	73	76	295	T58	13,080.00	
2002	71	74	74	70	289	T22	55,700.00	
2003	73	72			145	CUT		
2004	75	79			154	CUT		
2005	76	72			148	CUT		
2011	72	77			149	CUT		
<b>Total</b>								<b>\$84,044.00</b>

### Rinker, Larry (72.54)

Year	1st	2nd	3rd	4th	Total	Finish	Money	
1984	73	67	85	71	296	T54	\$1,824.00	
1985	68	72	71	70	281	3	61,200.00	
1986	72	70	75	70	287	T21	7,627.50	
1987	75	68	78	72	293	T65	2,080.00	
1988	75	70	68	70	283	T23	11,500.00	
1989	71	72	72	73	288	T21	12,673.13	
1990	72	77			149	CUT		
1991	74	71	70	73	288	T52	3,731.20	
1992	72	69	69	74	284	T21	16,897.50	
1993	70	72	72	73	287	T46	6,800.00	
1994	71	80			151	CUT		
1998	78	67	81	74	300	T71	7,880.00	
1999	77	73			150	CUT		
<b>Total</b>								<b>\$132,213.33</b>

### Rinker, Lee (74.42)

Year	1st	2nd	3rd	4th	Total	Finish	Money	
1996	74	76			150	CUT		
1997	74	72	77	81	304	75	\$6,650.00	
1998	72	73	72	71	288	T25	30,533.34	
1999	74	77			151	CUT		
<b>Total</b>								<b>\$37,183.34</b>

### Rintoul, Steve (75.00)

Year	1st	2nd	3rd	4th	Total	Finish	Money	
1995	76	74			150	CUT		
<b>Total</b>								

### Roberts, Loren (72.76)

Year	1st	2nd	3rd	4th	Total	Finish	Money	
1985	74	75			149	CUT		
1986	70	73	73	73	289	T40	\$3,240.00	
1988	73	77			150	CUT		
1989	72	73	69	72	286	T14	24,300.00	
1990	71	73	75	74	293	T46	3,855.00	
1991	69	73	71	73	286	T27	9,394.29	
1992	69	71	73	71	284	T21	16,897.50	
1993	73	73			146	CUT		
1994	68	71	71	71	281	T14	42,500.00	
1995	73	72	72	76	293	T34	16,200.00	
1996	73	70	70	68	281	T33	17,718.75	
1997	70	74	67	69	280	3	238,000.00	
1998	75	74			149	CUT		
1999	77	72			149	CUT		
2000	80	74			154	CUT		
2001	76	77			153	CUT		
2002	72	71	73	77	293	T49	14,430.00	
2003	75	69	78	78	300	71	12,870.00	
2004	73	70	79	70	292	T66	16,240.00	
2005	74	71			145	CUT		
2006	75	74			149	CUT		
<b>Total</b>								<b>\$415,645.54</b>

# Career Individual Player Records (cont.)

## Rocca, Costantino (73.38)

Year	1st	2nd	3rd	4th	Total	Finish	Money
1996	73	71			144	CUT	
1997	74	69	73	75	291	T43	\$11,550.00
1998	76	76			152	CUT	
<b>Total</b>							<b>\$11,550.00</b>

## Rodgers, Patrick (74.00)

Year	1st	2nd	3rd	4th	Total	Finish	Money
2016	73	74			147	CUT	
2017	73	76			149	CUT	
<b>Total</b>							

## Rodgers, Phil (76.75)

Year	1st	2nd	3rd	4th	Total	Finish	Money
1974	72	77			149	CUT	
1975	85	77			162	CUT	
1977	72	79	78	74	303	T47	\$757.50
<b>Total</b>							<b>\$757.50</b>

## Rodriguez, Chi Chi (75.19)

Year	1st	2nd	3rd	4th	Total	Finish	Money
1974							
1975	77	78			155	CUT	
1976	71	73	74	72	290	T56	\$600.00
1977	79				79	W/D	
1978	73	77	80	77	307	62	830.00
1979	71	77			148	CUT	
1980	70	73	74	73	290	T41	1,520.00
1981	77	80			157	CUT	
1982	74	79			153	CUT	
<b>Total</b>							<b>\$2,950.00</b>

## Rogers, Bill (73.39)

Year	1st	2nd	3rd	4th	Total	Finish	Money
1975	69	70	76	70	285	T11	\$5,062.50
1976	71	72	71	75	289	T51	705.00
1977	75	72	76	71	294	T8	8,150.00
1978	73	75	79	78	305	T52	910.00
1979	73	78			151	CUT	
1980	69	77	71	71	288	T31	2,220.00
1981	73	74	71	79	297	T51	947.20
1982	73	70	75	71	289	18	7,500.00
1983	74	76			150	T68	1,379.00
1984	75	79			154	CUT	
1985	73	72	71	71	287	T13	16,875.00
1986	71	75			146	CUT	
1987	69	73	69	76	287	T44	3,023.33
1988	79	75			154	CUT	
<b>Total</b>							<b>\$46,772.03</b>

## Rohde, Mark (80.50)

Year	1st	2nd	3rd	4th	Total	Finish	Money
1981	76	85			161	CUT	
<b>Total</b>							

## Rollins, John (72.71)

Year	1st	2nd	3rd	4th	Total	Finish	Money
2003	75	72			147	CUT	
2004	72	75			147	CUT	
2005	74	73			147	CUT	
2006	68	71	72	74	285	T8	\$208,000.00
2007	76	71	68	76	291	T58	19,710.00
2008	78	72			150	CUT	
2009	68	76	70	74	288	T37	39,900.00
2010	68	69	70	73	280	T13	178,125.00
2011	73	75			148	CUT	
2012	72	72	69	72	285	T25	66,547.50
2013	77	79			156	CUT	
2014	73	71	77		221	T77	18,400.00
<b>Total</b>							<b>\$530,682.50</b>

## Romero, Andres (73.00)

Year	1st	2nd	3rd	4th	Total	Finish	Money
2008	77	79			156	CUT	
2009	74	71			145	CUT	
2010	69	70	69	71	279	T10	\$237,500.00
2011	72	69	69	74	284	T39	41,800.00
2012	76	82			158	CUT	
2013	69	72	71	74	286	T37	41,800.00
2014	76	74			150	CUT	
2015	72	76			148	CUT	
<b>Total</b>							<b>\$321,100.00</b>

## Romero, Eduardo (76.50)

Year	1st	2nd	3rd	4th	Total	Finish	Money
2001	78	79			157	CUT	
2003	73	76			149	CUT	
<b>Total</b>							

## Rose, Clarence (74.18)

Year	1st	2nd	3rd	4th	Total	Finish	Money
1983	76	75			151	CUT	
1984	73	72	72	75	292	T33	\$4,050.00
1985	75	68	72	75	290	T27	6,255.00
1986	80	76			156	CUT	
1987	73	69	70	73	285	T39	4,400.00
1988	71	79			150	CUT	
1989	72	71	75	75	293	T50	3,256.20
1990	78	77			155	CUT	
1997	74	80			154	CUT	
1998	76	75			151	CUT	
<b>Total</b>							<b>\$17,961.20</b>

## Rose, Justin (72.23)

Year	1st	2nd	3rd	4th	Total	Finish	Money
2003	72	71	69	76	288	T39	\$26,000.00
2004	73	73	70	75	291	T58	17,360.00
2005	77	67			144	CUT	
2006	78	72			150	CUT	
2008	78	73			151	CUT	
2009	70	71	72	73	286	T22	79,325.00
2010	72	72			144	CUT	
2011	70	69	74	73	286	T45	27,816.00
2012	76	68	75	71	290	T51	22,496.00
2013	72	74			146	CUT	
2014	67	71	71	69	278	T4	440,000.00
2015	71	74			145	CUT	
2016	65	74	78	66	283	T19	131,775.00
2017	74	71	71	80	296	T65	21,735.00
<b>Total</b>							<b>\$766,507.00</b>

## Royer III, Hugh (76.00)

Year	1st	2nd	3rd	4th	Total	Finish	Money
1997	77	75			152	CUT	
<b>Total</b>							

## Rudolph, Mason (72.30)

Year	1st	2nd	3rd	4th	Total	Finish	Money
1974	70	74	76	71	291	T49	\$622.00
1975	69	70	72	70	281	T4	10,333.33
1976	72	79			151	CUT	
<b>Total</b>							<b>\$10,955.33</b>

## Rummells, Dave (72.27)

Year	1st	2nd	3rd	4th	Total	Finish	Money
1986	70	65	79	69	283	T10	\$21,600.00
1987	68	71	73	72	284	T32	5,414.28
1988	78	73			151	CUT	
1989	74	76			150	CUT	
1990	75	74			149	CUT	
1991	75	71			146	CUT	
1992	69	75	75	70	289	T49	4,442.40
1993	69	65	74	73	281	T16	38,750.00
1994	74	72			146	CUT	
<b>Total</b>							<b>\$70,206.68</b>



## Career Individual Player Records (cont.)

### Rymer, Charlie (73.50)

Year	1st	2nd	3rd	4th	Total	Finish	Money
1996	75	72			147	CUT	
<b>Total</b>							

### Sabbatini, Rory (73.13)

Year	1st	2nd	3rd	4th	Total	Finish	Money
2000	77	80			157	CUT	
2001	74	84			158	CUT	
2002	77	76			153	CUT	
2003	73	74			147	CUT	
2004	73	68	75	73	289	T42	\$24,087.27
2005	75	70			145	CUT	
2006	72	81			153	CUT	
2007	67	79	71	72	289	T44	26,010.00
2008	73	71	75	74	293	T27	67,450.00
2009	81	72			153	CUT	
2010	72	69	71	74	286	T39	38,000.00
2011	67	71	71	73	282	T26	67,450.00
2012	76	71			147	CUT	
2013	75	68	76	74	293	71	18,810.00
2014	71	73	69	73	286	T38	38,000.00
2015	70	71	69	69	279	T6	347,500.00
<b>Total</b>							

### Sabo, Ed (77.17)

Year	1st	2nd	3rd	4th	Total	Finish	Money
1977	69	84	79	75	307	T65	\$502.50
1979	75	81			156	CUT	
<b>Total</b>							

### Sander, Bill (75.20)

Year	1st	2nd	3rd	4th	Total	Finish	Money
1980	72	85			157	CUT	
1984	80	79			159	CUT	
1986	74	72			146	CUT	
1987	74	74			148	CUT	
1988	76	77			153	CUT	
1989	78	75			153	CUT	
1990	71	75	77	71	294	T56	\$3,375.00
1991	70	79			149	CUT	
1992	69	76			145	CUT	
<b>Total</b>							

### Sanders, Doug (73.50)

Year	1st	2nd	3rd	4th	Total	Finish	Money
1976	75	72			147	CUT	
<b>Total</b>							

### Sanders, Gary (74.75)

Year	1st	2nd	3rd	4th	Total	Finish	Money
1974	70	76	79	74	299	71	
<b>Total</b>							

### Sanudo, Cesar (76.14)

Year	1st	2nd	3rd	4th	Total	Finish	Money
1977	79				79	W/D	
1979	72	75	78	78	303	T50	\$950.86
1980	78	73			151	CUT	
<b>Total</b>							

### Sauers, Gene (72.11)

Year	1st	2nd	3rd	4th	Total	Finish	Money
1985	76	74			150	CUT	
1986	73	73			146	CUT	
1987	68	72	72	72	284	T32	\$5,414.29
1988	70	71	70	71	282	T16	17,535.71
1989	74	72	72	76	294	T55	3,064.50
1990	71	73	70	77	291	T29	9,332.14
1991	68	74	68	71	281	T9	41,600.00
1992	75	76			151	CUT	
1993	71	73			144	CUT	
1994	73	69	75	70	287	T51	5,962.50
1995	67	72	78	68	285	T3	156,000.00
1996	69	72	72	71	284	T53	7,990.00
2003	73	73			146	CUT	
2004	74	74			148	CUT	
<b>Total</b>							

### Scherrer, Tom (74.63)

Year	1st	2nd	3rd	4th	Total	Finish	Money
1996	70	74			144	CUT	
2000	80	72			152	CUT	
2001	76	74			150	CUT	
2002	74	77			151	CUT	
<b>Total</b>							

### Schlee, John (72.75)

Year	1st	2nd	3rd	4th	Total	Finish	Money
1974	70	75	73	69	287	T30	\$1,587.50
1975	69	68	76	73	286	T15	4,000.00
1976	73	67	71	71	282	T12	5,460.00
1977	74	75	74	79	302	T40	1,110.00
1978	77	73	75	73	298	T20	2,892.86
<b>Total</b>							

### Schroeder, John (74.85)

Year	1st	2nd	3rd	4th	Total	Finish	Money
1974	73	74			147	CUT	
1975	75	73			148	CUT	
1976	74	74			148	CUT	
1977	71	83	73	76	303	T47	\$757.50
1978	70	75	76	71	292	T4	11,700.00
1979	71	76	76	76	299	T28	2,720.00
1980	76	78			154	CUT	
1981	76	75	75	75	301	T66	824.00
1982	73	81			154	CUT	
<b>Total</b>							

### Schulz, Ted (72.81)

Year	1st	2nd	3rd	4th	Total	Finish	Money
1989	73	72	73	71	289	T29	\$8,775.00
1990	71	79			150	CUT	
1991	72	79			151	CUT	
1992	71	74			145	CUT	
1993	71	70	73	71	285	T34	12,900.00
1994	71	74			145	CUT	
<b>Total</b>							

### Schwartzel, Charl (72.17)

Year	1st	2nd	3rd	4th	Total	Finish	Money
2007	74	75	69	73	291	T58	\$19,710.00
2010	71	75			146	CUT	
2011	72	71	71	68	282	T26	67,450.00
2013	72	71	75	71	289	T55	21,280.00
2014	72	67	77	71	287	T48	24,072.73
2015	71	72	72	72	287	T51	23,680.00
2017	76	74			150	CUT	
<b>Total</b>							

### Scott, Adam (71.45)

Year	1st	2nd	3rd	4th	Total	Finish	Money
2002	77	74			151	CUT	
2003	69	69	74	71	283	T17	\$94,250.00
2004	65	72	69	70	276	1	1,440,000.00
2005	69	68	73	73	283	T8	224,000.00
2006	70	67	82	76	295	T53	18,613.33
2007	74	71	70	67	282	T6	281,700.00
2008	75	71	71	80	297	T54	21,280.00
2009	71	74			145	CUT	
2010	70	68	71	74	283	T26	68,875.00
2011	76	72			148	CUT	
2012	68	70	74	71	283	T15	137,987.50
2013	69	68	75	71	283	T19	107,214.29
2014	77	67	69	73	286	T38	38,000.00
2015	72	69	69	75	285	T38	44,000.00
2016	73	65	75	68	281	T12	212,625.00
2017	70	72	71	70	283	T6	339,937.50
<b>Total</b>							

## Career Individual Player Records (cont.)

### Senden, John (72.21)

Year	1st	2nd	3rd	4th	Total	Finish	Money
2003	75	73			148	CUT	
2004	73	72	70	76	291	T58	\$17,360.00
2005	74	69	70	73	286	T22	86,400.00
2006	73	72			145	CUT	
2007	73	74	71	72	290	T52	20,880.00
2008	76	72			148	CUT	
2009	72	69	72	75	288	T37	39,900.00
2010	70	76			146	CUT	
2011	76	75			151	CUT	
2012	74	71			145	CUT	
2013	73	70	71	73	287	T43	31,350.00
2014	70	69	68	77	284	T26	69,500.00
2015	73	70	67	70	280	T8	270,000.00
2016	75	69			144	CUT	
<b>Total</b>							<b>\$535,390.00</b>

### Senior, Peter (75.00)

Year	1st	2nd	3rd	4th	Total	Finish	Money
1991	78	76			154	CUT	
1994	72	74			146	CUT	
<b>Total</b>							

### Shaw, Tom (74.31)

Year	1st	2nd	3rd	4th	Total	Finish	Money
1974	69	72	74	75	290	T44	\$775.00
1975	71	72	76	73	292	T45	730.00
1976	72	73	75	77	297	80	
1978	76	75	83	76	310	T71	750.00
<b>Total</b>							<b>\$2,255.00</b>

### Shearer, Bob (76.11)

Year	1st	2nd	3rd	4th	Total	Finish	Money
1978	74	75	72	77	298	T20	\$2,892.85
1979	75	82			157	CUT	
1980	71	78			149	CUT	
1981	79	75			154	CUT	
1982	77	69	76	80	302	T72	1,000.00
1983	78	72			150	T68	1,379.00
1984	80	80			160	CUT	
<b>Total</b>							<b>\$5,271.85</b>

### Sheehan, Patrick (73.17)

Year	1st	2nd	3rd	4th	Total	Finish	Money
2004	74	73			147	CUT	
2005	75	72			147	CUT	
2006	71	74			145	CUT	
<b>Total</b>							

### Shirey, Jr., Don (74.00)

Year	1st	2nd	3rd	4th	Total	Finish	Money
1990	73	75			148	CUT	
<b>Total</b>							

### Short, Jr., Wes (72.50)

Year	1st	2nd	3rd	4th	Total	Finish	Money
2006	76	69			145	CUT	
<b>Total</b>							

### Sieckmann, Tom (73.58)

Year	1st	2nd	3rd	4th	Total	Finish	Money
1986	70	69	77	71	287	T21	\$7,627.50
1987	81	72			153	CUT	
1988	73	78			151	CUT	
1989	73	75			148	CUT	
1990	72	80			152	CUT	
1991	75	81			156	CUT	
1992	71	72	67	68	278	T6	62,550.00
1993	77	73			150	CUT	
1994	73	68	69	81	291	T74	4,725.00
<b>Total</b>							<b>\$74,902.50</b>

### Sifford, Charles (73.25)

Year	1st	2nd	3rd	4th	Total	Finish	Money
1974	72	74	78	69	293	T58	\$500.00
<b>Total</b>							<b>\$500.00</b>

### Sifford, Curtis (75.17)

Year	1st	2nd	3rd	4th	Total	Finish	Money
1974	78	74			152	CUT	
1975	74	75			149	CUT	
1976	74	76			150	CUT	
<b>Total</b>							

### Sikes, Dan (75.00)

Year	1st	2nd	3rd	4th	Total	Finish	Money
1974	74	73			147	CUT	
1975	73	72	72	73	290	T34	\$1,262.50
1977	78	76	76	78	308	T69	457.50
1978	74	81			155	CUT	
<b>Total</b>							<b>\$1,720.00</b>

### Sills, Tony (74.57)

Year	1st	2nd	3rd	4th	Total	Finish	Money
1984	81	78			159	CUT	
1985	77	76			153	CUT	
1986	66	75	70	77	288	T33	\$4,654.29
1988	77	76			153	CUT	
1990	72	74	76	69	291	T29	9,332.14
<b>Total</b>							<b>\$13,986.43</b>

### Sim, Michael (74.00)

Year	1st	2nd	3rd	4th	Total	Finish	Money
2011	76	72			148	CUT	
<b>Total</b>							

### Simons, Jim (73.80)

Year	1st	2nd	3rd	4th	Total	Finish	Money
1974	73	75			148	CUT	
1975	71	73	74	72	290	T34	\$1,262.50
1976	74	71	70	70	285	T27	2,040.00
1977	76	77	72	76	301	T34	1,515.00
1978	73	80	79	73	305	T52	910.00
1979	71	73	76	83	303	T50	950.85
1980	70	81			151	CUT	
1981	73	68	73	73	287	T4	15,750.00
1982	69	77	72	76	294	T35	2,412.33
1983	73	77			150	T68	1,379.00
1985	77	75			152	CUT	
1986	69	72	70	75	286	T19	12,150.00
<b>Total</b>							<b>\$38,369.68</b>

### Simpson, Scott (73.10)

Year	1st	2nd	3rd	4th	Total	Finish	Money
1979	74	75			149	CUT	
1980	71	74	77	70	292	T51	\$954.00
1981	78	74			152	CUT	
1982	68	70	73	71	282	T2	44,000.00
1983	75	74	76	76	301	T61	1,519.00
1984	75	74	72	71	292	T33	4,050.00
1985	73	73	70	75	291	T33	4,654.28
1986	74	71			145	CUT	
1987	69	65	68	74	276	T4	44,000.00
1988	73	77			150	CUT	
1989	75	73			148	CUT	
1990	79	77			156	CUT	
1992	68	69	74	72	283	T17	26,100.00
1993	70	73			143	CUT	
1994	71	75			146	CUT	
1995	71	72	73	72	288	T11	69,000.00
1996	70	76			146	CUT	
1997	71	77			148	CUT	
1998	75	78			153	CUT	
1999	76	73			149	CUT	
2002	72	72	76	76	296	T63	12,600.00
<b>Total</b>							<b>\$206,877.28</b>

## Career Individual Player Records (cont.)

### Simpson, Tim (72.86)

Year	1st	2nd	3rd	4th	Total	Finish	Money
1978	81	81			163	CUT	
1979	69	73	80	76	298	T20	\$4,035.00
1980	70	74	73	74	291	T45	1,144.00
1981	75	77			152	CUT	
1982	72	66	75	75	288	T13	9,100.00
1983	75	77			152	CUT	
1984	71	73	74	69	287	T12	16,800.00
1985	72	76			148	CUT	
1986	72	70	66	72	280	3	61,200.00
1987	73	72			145	CUT	
1988	70	79			149	CUT	
1989	70	71	71	75	287	T17	19,575.00
1990	72	76			148	CUT	
1991	72	73	67	76	288	T52	3,731.20
1992	69	71	73	71	284	T21	16,897.50
1994	69	71	70	73	283	T23	23,000.00
<b>Total</b>							<b>\$155,482.70</b>

### Simpson, Webb (72.63)

Year	1st	2nd	3rd	4th	Total	Finish	Money
2009	76	77			153	CUT	
2010	74	71			145	CUT	
2011	70	73	74	75	292	T69	\$19,000.00
2012	73	73			146	CUT	
2013	67	71	74	70	282	T15	156,750.00
2014	75	73			148	CUT	
2015	69	74	78	69	290	T66	20,600.00
2017	71	69	77	70	287	T16	152,250.00
<b>Total</b>							<b>\$348,600.00</b>

### Sindelar, Joey (72.59)

Year	1st	2nd	3rd	4th	Total	Finish	Money
1984	74	77			151	CUT	
1985	73	70	71	76	290	T27	\$6,255.00
1986	70	70	73	72	285	T17	13,950.00
1987	72	71	71	78	292	T63	2,130.00
1988	69	72	67	74	282	T16	17,535.71
1989	72	73	68	77	290	T34	6,672.85
1990	74	73	74	72	293	T46	3,855.00
1991	68	75	67	77	287	T41	5,064.72
1992	69	72	72	75	288	T46	5,244.00
1993	65	71	73	72	281	T16	38,750.00
1994	70	74	70	71	285	T35	11,037.50
1996	76	70			146	CUT	
1997	71	73	73	72	289	T31	20,300.00
1998	73	69	81	72	295	T61	8,680.00
1999	72	71	74	74	291	T10	107,142.86
2000	77	76			153	CUT	
2002	80	70			150	CUT	
2003	71	74			145	CUT	
2004	73	70	73	78	294	T74	15,200.00
2005	70	71	70	74	285	T17	112,000.00
2006	71	73	80	73	297	T58	17,600.00
2007	74	75	72	72	293	T68	18,090.00
<b>Total</b>							<b>\$409,507.64</b>

### Singh, Jeev Milkha (73.50)

Year	1st	2nd	3rd	4th	Total	Finish	Money
2009	68	74	76	76	294	T64	\$20,045.00
<b>Total</b>							<b>\$20,045.00</b>

### Singh, Vijay (71.90)

Year	1st	2nd	3rd	4th	Total	Finish	Money
1993	69	71	72	72	284	T28	\$16,625.00
1994	71	69	69	79	288	T55	5,600.00
1995	74	72	73	76	295	T43	9,620.00
1996	70	68	68	70	276	T8	94,500.00
1997	71	69	74	75	289	T31	20,300.00
1998	72	71	75	75	293	T54	9,200.00
1999	77	70	74	72	293	T20	60,333.33
2000	75	73	74	70	292	T33	32,400.00
2001	67	70	70	68	275	2	648,000.00
2002	76	71			147	CUT	
2003	75	72			147	CUT	
2004	70	68	72	74	284	T13	154,666.67
2005	67	74	71	72	284	T12	156,800.00
2006	68	70	70	77	285	T8	208,000.00
2007	74	71	70	74	289	T44	26,010.00
2008	75	73			148	CUT	
2009	71	72	74	67	284	T9	237,500.00
2010	69	74			143	CUT	
2011	75	72			147	CUT	
2012	73	74			147	CUT	
2013	74	71			145	CUT	
2015	71	72	76	70	289	T63	21,200.00
2016	70	70	73	72	285	T28	68,325.00
2017	70	68	79	70	287	T16	152,250.00
<b>Total</b>							<b>\$1,921,330.00</b>

### Slocum, Heath (72.82)

Year	1st	2nd	3rd	4th	Total	Finish	Money
2003	75	76			151	CUT	
2004	73	73	72	73	291	T58	\$17,360.00
2005	70	72	74	77	293	T53	18,613.33
2006	72	74			146	CUT	
2007	78	71	69	71	289	T44	26,010.00
2008	69	76	78	78	301	T69	19,095.00
2009	75	69	71	76	291	T55	21,470.00
2010	67	66	72	71	276	T4	358,150.00
2011	71	74			145	CUT	
2012	73	70	78	72	293	T64	19,855.00
<b>Total</b>							<b>\$480,553.33</b>

### Sluman, Jeff (72.62)

Year	1st	2nd	3rd	4th	Total	Finish	Money
1986	70	74	75	70	289	T40	\$3,240.00
1987	70	66	69	69	274	2	108,000.00
1988	71	73	71	75	290	T45	3,875.00
1989	73	80			153	CUT	
1990	71	81			152	CUT	
1991	69	77			146	CUT	
1992	73	67	73	74	287	T40	6,840.00
1993	71	65	80	71	287	T46	6,800.00
1994	71	76			147	CUT	
1995	74	74	78	70	296	T49	7,330.00
1996	68	72	72	70	282	T41	12,950.00
1997	78	70			148	CUT	
1998	74	76			150	CUT	
1999	70	72	79	76	297	T46	13,600.00
2000	75	71	66	76	288	T17	90,000.00
2001	72	71	75	72	290	T33	31,028.57
2002	69	69	72	74	284	T4	226,200.00
2003	72	72	70	73	287	T32	35,192.86
2004	69	70	73	75	287	T26	56,800.00
2005	71	67	75	78	291	T46	21,394.28
2006	70	73	75	76	294	T45	22,020.00
2007	75	80			155	CUT	
<b>Total</b>							<b>\$645,270.71</b>

### Smith, Bob (75.31)

Year	1st	2nd	3rd	4th	Total	Finish	Money
1974	69	78			147	CUT	
1975	73	77			150	CUT	
1976	76	73			149	CUT	
1977	73	71	78	81	303	T47	\$757.50
1978	74	83			157	CUT	
1980	72	76	78	73	299	T75	756.00
<b>Total</b>							<b>\$1,513.50</b>

## Career Individual Player Records (cont.)

### Smith, Cameron (74.00)

Year	1st	2nd	3rd	4th	Total	Finish	Money
2017	71	77			148	CUT	

### Smith, Chris (75.25)

Year	1st	2nd	3rd	4th	Total	Finish	Money	
2002	76	78			154	CUT		
2003	73	79			152	CUT		
2004	77	75			152	CUT		
2005	73	71			144	CUT		
<b>Total</b>								

### Smith, Jerry (75.75)

Year	1st	2nd	3rd	4th	Total	Finish	Money	
2001	77	78			155	CUT		
2002	70	78			148	CUT		
<b>Total</b>								

### Smith, Mike (72.73)

Year	1st	2nd	3rd	4th	Total	Finish	Money	
1985	84				84	W/D		
1991	67	80			147	CUT		
1992	69	72	66	76	283	T17	\$26,100.00	
1993	70	69	74	73	286	T39	9,750.00	
<b>Total</b>								<b>\$35,850.00</b>

### Smith, Taylor (73.50)

Year	1st	2nd	3rd	4th	Total	Finish	Money	
1997	68	73	76	77	294	T53	\$7,953.75	
<b>Total</b>								<b>\$7,953.75</b>

### Snead, J.C. (73.07)

Year	1st	2nd	3rd	4th	Total	Finish	Money	
1974	64	71	67	72	274	2	\$28,500.00	
1975	71	73	76	70	290	T34	1,262.50	
1976	67	69	68	68	272	2	34,200.00	
1977	69	76	75	76	296	T13	5,400.00	
1978	74	77	82	77	310	T71	750.00	
1979	71	78			149	CUT		
1980	70	71	73	74	288	T31	2,220.00	
1981	80				80	W/D		
1982	72	76	70	70	288	T13	9,100.00	
1983	71	70	75	78	294	T32	4,142.00	
1984	85	72			157	CUT		
1985	71	71	74	72	288	T17	12,600.00	
1986	68	73	74	79	294	T67	1,818.00	
1987	71	73			144	CUT		
1988	78	76			154	CUT		
1989	73	75			148	CUT		
1990	73	72	76	72	293	T46	3,855.00	
<b>Total</b>								<b>\$103,847.50</b>

### Snead, Sam (76.00)

Year	1st	2nd	3rd	4th	Total	Finish	Money	
1976	71	75			146	CUT		
1982	77	81			158	CUT		
<b>Total</b>								

### Snedeker, Brandt (72.29)

Year	1st	2nd	3rd	4th	Total	Finish	Money	
2007	72	74	68	70	284	T12	\$182,250.00	
2008	72	76			148	CUT		
2010	73	71			144	CUT		
2011	73	74			147	CUT		
2012	76	74			150	CUT		
2013	71	69	71	70	281	T8	237,500.00	
2014	75	69	67	76	287	T48	24,072.72	
2015	69	78			147	CUT		
2016	71	76			147	CUT		
<b>Total</b>								<b>\$443,822.72</b>

### Snead, Ed (74.91)

Year	1st	2nd	3rd	4th	Total	Finish	Money	
1976	68	73			141	W/D		
1977	76	84			160	CUT		
1978	76	79			155	CUT		
1979	76	76			152	CUT		
1980	68	78	78	73	297	T70	\$792.00	
1981	76	77			153	CUT		
1982	68	71	74	74	287	T10	12,500.00	
1983	75	76			151	CUT		
1984	74	78			152	CUT		
<b>Total</b>								<b>\$13,292.00</b>

### Soli, Mick (74.75)

Year	1st	2nd	3rd	4th	Total	Finish	Money	
1981	73	78	74	74	299	T60	\$872.00	
<b>Total</b>								<b>\$872.00</b>

### Spieth, Jordan (71.60)

Year	1st	2nd	3rd	4th	Total	Finish	Money	
2014	67	66	71	74	278	T4	\$440,000.00	
2015	75	72			147	CUT		
2016	72	71			143	CUT		
2017	73	75			148	CUT		
<b>Total</b>								<b>\$440,000.00</b>

### Sposa, Mike (76.50)

Year	1st	2nd	3rd	4th	Total	Finish	Money	
2002	74	79			153	CUT		
<b>Total</b>								

### Springer, Mike (74.79)

Year	1st	2nd	3rd	4th	Total	Finish	Money	
1992	73	74			147	CUT		
1993	72	75			147	CUT		
1994	68	68	72	72	280	T13	\$52,500.00	
1995	79	79			158	CUT		
1998	79	81			160	CUT		
1999	78	77			155	CUT		
<b>Total</b>								<b>\$52,500.00</b>

### Stadler, Craig (73.77)

Year	1st	2nd	3rd	4th	Total	Finish	Money	
1977	79	84			163	CUT		
1978	79	85			164	CUT		
1979	72	73	81	82	308	T67	\$820.00	
1980	73	74	70	79	296	T67	816.00	
1981	75	77			152	CUT		
1982	71	68	75	72	286	T6	16,187.50	
1983	74	74	70	84	302	T63	1,498.00	
1984	74	70	66	72	282	T3	46,400.00	
1985	73	70	75	69	287	T13	16,875.00	
1986	75	72			147	CUT		
1987	74	72			146	CUT		
1988	74	71	73	72	290	T45	3,875.00	
1989	70	72	69	77	288	T21	12,673.12	
1990	70	73	81	72	296	T61	3,210.00	
1991	72	74			146	CUT		
1992	70	77			147	CUT		
1993	73	72			145	CUT		
1994	72	74			146	CUT		
1995	73	73	75	68	289	T14	52,500.00	
1996	73	70	71	68	282	T41	12,950.00	
1997	73	76			149	CUT		
1998	71	70	72	76	289	T31	24,250.00	
1999	72	70	80	78	300	T62	10,500.00	
2000	83	78			161	CUT		
2001	78	75			153	CUT		
2002	71	72	72	76	291	T36	26,437.50	
2004	70	76	74	72	292	T66	16,240.00	
<b>Total</b>								<b>\$245,232.12</b>

## Career Individual Player Records (cont.)

### Stadler, Kevin (72.44)

Year	1st	2nd	3rd	4th	Total	Finish	Money
2008	70	72	78	71	291	T15	\$147,250.00
2010	69	70	78	74	291	T58	20,805.00
2011	73	72			145	CUT	
2012	68	71	73	73	285	T25	66,547.50
2013	78	68			146	CUT	
2014	72	74			146	CUT	
<b>Total</b>							<b>\$234,602.50</b>

### Stallings, Scott (74.00)

Year	1st	2nd	3rd	4th	Total	Finish	Money
2012	72	75			147	CUT	
2013	71	78			149	CUT	
2014	67	77	71	76	291	T65	\$20,800.00
2015	71	72	82	76	301	75	19,000.00
<b>Total</b>							<b>\$39,800.00</b>

### Standly, Mike (73.00)

Year	1st	2nd	3rd	4th	Total	Finish	Money
1993	71	75			146	CUT	
1994	72	71	68	71	282	T19	\$31,375.00
1995	75	75			150	CUT	
1996	72	77			149	CUT	
1998	73	76			149	CUT	
<b>Total</b>							<b>\$31,375.00</b>

### Stankowski, Paul (73.65)

Year	1st	2nd	3rd	4th	Total	Finish	Money
1995	79	77			156	CUT	
1997	73	70	71	72	286	T14	\$54,250.00
1998	75				75	W/D	
1999	74	75			149	CUT	
2000	77	82			159	CUT	
2001	72	74	73	73	292	T44	18,140.00
2002	76	71			147	CUT	
2003	74	71			145	CUT	
2004	73	70	66	76	285	T16	116,000.00
<b>Total</b>							<b>\$188,390.00</b>

### Stanley, Kyle (72.00)

Year	1st	2nd	3rd	4th	Total	Finish	Money
2012	73	73			146	CUT	
2013	75	68	68	74	285	T33	\$52,487.50
2014	73	69	76	77	295	71	19,800.00
2017	69	66	72	75	282	T4	462,000.00
<b>Total</b>							<b>\$534,287.50</b>

### Stanton, Bob (73.50)

Year	1st	2nd	3rd	4th	Total	Finish	Money
1974	71	73	70	72	286	T24	\$1,970.83
1975	80	75			155	CUT	
1976							
<b>Total</b>							<b>\$1,970.83</b>

### Starks, Nate (73.13)

Year	1st	2nd	3rd	4th	Total	Finish	Money
1974	77	77			144	CUT	
1975	75	72	73	74	294	T55	\$537.60
1976	77	70			147	CUT	
<b>Total</b>							<b>\$537.60</b>

### Steele, Brendan (71.45)

Year	1st	2nd	3rd	4th	Total	Finish	Money
2011	78	72			150	CUT	
2012	72	79			151	CUT	
2013	74	71			145	CUT	
2014	69	73	75	67	284	T26	\$69,500.00
2015	73	72			145	CUT	
2016	65	76	74	76	291	T57	23,100.00
2017	69	71	75	68	283	T6	339,937.50
<b>Total</b>							<b>\$432,537.50</b>

### Stefani, Shawn (74.00)

Year	1st	2nd	3rd	4th	Total	Finish	Money
2014	75	74			149	CUT	
2015	77	70			147	CUT	
2016	74	68	80	73	295	T72	\$20,475.00
2017	74	75			149	CUT	
<b>Total</b>							<b>\$20,475.00</b>

### Stegmaier, Brett (76.00)

Year	1st	2nd	3rd	4th	Total	Finish	Money
2017	76	76			152	CUT	

### Stenson, Henrik (71.36)

Year	1st	2nd	3rd	4th	Total	Finish	Money
2006	69	71	70	73	283	T3	\$384,000.00
2007	72	76	66	72	286	T23	80,100.00
2008	73	71	75	71	290	T10	218,500.00
2009	68	69	73	66	276	1	1,710,000.00
2010	69	74			143	CUT	
2011	79	75			154	CUT	
2012	71	71	71	70	283	T15	137,987.50
2013	68	67	71	72	278	T5	346,750.00
2014	71	70	70	74	285	T34	52,750.00
2015	72	69	73	68	282	T17	130,857.15
2016	77	73			150	CUT	
2017	72	70	74	71	287	T16	152,250.00
<b>Total</b>							<b>\$3,213,194.65</b>

### Sterne, Richard (75.00)

Year	1st	2nd	3rd	4th	Total	Finish	Money
2008	77	70	76	77	300	T66	\$19,570.00
<b>Total</b>							<b>\$19,570.00</b>

### Stewart, Payne (71.93)

Year	1st	2nd	3rd	4th	Total	Finish	Money
1983	78	78			156	CUT	
1984	79	70	75	76	300	T64	\$1,688.00
1985	73	70	69	75	287	T13	16,875.00
1986	71	67	75	70	283	T10	21,600.00
1987	77	68			145	CUT	
1988	71	65	71	73	280	T8	36,250.00
1989	70	78			148	CUT	
1990	71	73	71	73	288	T11	31,800.00
1992	69	70	72	70	281	T13	33,750.00
1993	70	70	66	74	280	T11	53,000.00
1994	72	73			145	CUT	
1995	69	73	71	72	285	T3	156,000.00
1996	73	70	68	71	282	T41	12,950.00
1997	69	78			147	CUT	
1998	72	71	75	65	283	T8	116,000.00
1999	72	70	74	78	294	T23	40,166.66
<b>Total</b>							<b>\$520,079.66</b>

### Stewart, Ray (73.75)

Year	1st	2nd	3rd	4th	Total	Finish	Money
1988	75	74			149	CUT	
1990	72	77			149	CUT	
1991	70	73	76	73	292	T68	\$3,232.00
<b>Total</b>							<b>\$3,232.00</b>

### Still, Ken (74.56)

Year	1st	2nd	3rd	4th	Total	Finish	Money
1974	74	74			148	CUT	
1975	76	75			151	CUT	
1976	69	72	75	70	286	T34	\$1,548.00
1977	77	76	73	72	298	T20	3,180.00
1978	80	80			160	CUT	
1980	78	72			150	CUT	
<b>Total</b>							<b>\$4,728.00</b>



## Career Individual Player Records (cont.)

### Stockton, Dave (73.75)

Year	1st	2nd	3rd	4th	Total	Finish	Money
1974	73	73	72	69	287	T30	\$1,587.50
1975	72	64	68	69	273	2	28,500.00
1976	73	70	72	68	283	T17	3,617.14
1977	78	82			160	CUT	
1978	79	77			156	CUT	
1979	69	72	79	81	301	T35	1,847.50
1980	73	70	74	74	291	T45	1,144.00
1981	74	73	70	73	290	T19	4,680.00
1982	73	75	78	79	305	T77	1,000.00
1984	84	74			158	CUT	
1985	77	77			154	CUT	
1986	72	72	76	70	290	T48	2,262.00
1987	68	70	79	80	297	70	2,000.00
<b>Total</b>							<b>\$46,638.14</b>

### Stockton, Jr., Dave (74.13)

Year	1st	2nd	3rd	4th	Total	Finish	Money
1995	80	75			155	CUT	
1996	69	76			145	CUT	
1997	68	71	77	77	293	T50	\$8,610.00
<b>Total</b>							<b>\$8,610.00</b>

### Stolz, Andre (77.00)

Year	1st	2nd	3rd	4th	Total	Finish	Money
2005	78	76			154	CUT	
<b>Total</b>							

### Strange, Curtis (73.09)

Year	1st	2nd	3rd	4th	Total	Finish	Money
1978	83	73			156	CUT	
1979	73	75			148	CUT	
1980	68	71	71	75	285	21	\$4,800.00
1981	72	72	71	70	285	T2	35,200.00
1982	73	74	74	76	297	T51	1,184.00
1983	72	75	70	70	287	T8	21,000.00
1984	74	73	74	71	292	T33	4,050.00
1985	70	73	72	76	291	T33	4,654.29
1986	74	72			146	CUT	
1987	75	75			150	CUT	
1988	73				73	DQ	
1989	68	76	72	74	290	T34	6,672.86
1990	72	71	73	73	289	T16	20,362.50
1991	71	68	70	71	280	T6	53,600.00
1992	77				77	W/D	
1993	69	74			143	CUT	
1994	76	76			152	CUT	
1995	76	71	72	72	291	T23	25,950.00
1996	75	74			149	CUT	
1997	81	74			155	CUT	
1998	78	70			148	CUT	
1999	71	69	78	76	294	T23	40,166.67
<b>Total</b>							<b>\$217,640.32</b>

### Streb, Robert (72.38)

Year	1st	2nd	3rd	4th	Total	Finish	Money
2015	70	73	72	69	284	T30	\$58,125.00
2016	71	74			145	CUT	
2017	75	75			150	CUT	
<b>Total</b>							<b>\$58,125.00</b>

### Streck, Ron (74.83)

Year	1st	2nd	3rd	4th	Total	Finish	Money
1978	75	78	77	76	306	T57	\$860.00
1979	68	77	78	79	302	T43	1,248.00
1980	68	77	70	76	291	T45	1,144.00
1981	72	74	72	71	289	T12	7,371.43
1982	79	84			163	CUT	
1983	71	77	76	76	300	T56	1,568.00
1984	76	72	73	73	294	T44	2,361.14
1985	74	80			154	CUT	
1986	73	73			146	CUT	
<b>Total</b>							<b>\$14,552.57</b>

### Streelman, Kevin (72.56)

Year	1st	2nd	3rd	4th	Total	Finish	Money
2009	74	74			148	CUT	
2010	75	73			148	CUT	
2011	70	69	75	67	281	T19	\$107,214.29
2012	72	68	72	78	290	T51	22,496.00
2013	69	70	71	67	277	T2	709,333.34
2014	69	79			148	CUT	
2015	75	74			149	CUT	
2016	72	70	80	74	296	T74	20,055.00
2017	72	73	77		222	T72	20,370.00
<b>Total</b>							<b>\$879,468.63</b>

### Stricker, Steve (72.48)

Year	1st	2nd	3rd	4th	Total	Finish	Money
1994	72	70	70	71	283	T23	\$23,000.00
1995	69	71	74	74	288	T11	69,000.00
1996	75	72			147	CUT	
1997	74	75			149	CUT	
1998	74	72	70	76	292	T51	9,626.66
1999	73	73	70	74	290	T6	161,875.00
2000	76	78			154	CUT	
2001	74	74			148	CUT	
2002	69	74	71	74	288	T19	78,000.00
2003	78	70			148	CUT	
2004	73	77			150	CUT	
2007	72	75	70	73	290	T52	20,880.00
2008	77	76			153	CUT	
2009	71	71	71	73	286	T22	79,325.00
2011	69	67	71	73	280	T12	175,071.43
2012	76	74			150	CUT	
2013	67	71	72	76	286	T37	41,800.00
2014	71	70	71	69	281	T13	187,500.00
2015	69	75	69	72	285	T38	44,000.00
2017	72	70	73	76	291	T41	36,750.00
<b>Total</b>							<b>\$926,828.09</b>

### Stroud, Chris (71.55)

Year	1st	2nd	3rd	4th	Total	Finish	Money
2010	70	69	66	74	279	T10	\$237,500.00
2011	71	67	74	68	280	T12	175,071.43
2012	73	74			147	CUT	
2013	73	69	69	74	285	T33	52,487.50
2014	76	67	79		222	T80	17,900.00
2015	70	69	76	71	286	T42	31,400.00
2016	75				75	W/D	
<b>Total</b>							<b>\$514,358.93</b>

### Stuard, Brian (73.00)

Year	1st	2nd	3rd	4th	Total	Finish	Money
2013	73	74			147	CUT	
2014	67	76	69	70	282	T17	\$135,333.33
2015	74	79			153	CUT	
2016	71	73			144	CUT	
2017	73	73	77		223	T75	19,635.00
<b>Total</b>							<b>\$154,968.33</b>

### Sullivan, Andy (75.00)

Year	1st	2nd	3rd	4th	Total	Finish	Money
2016	77	73			150	CUT	
<b>Total</b>							

### Sullivan, Mike (73.81)

Year	1st	2nd	3rd	4th	Total	Finish	Money
1979	76	78			154	CUT	
1980	76	79			155	CUT	
1981	70	78	75	77	300	T63	\$848.00
1982	77				77	W/D	
1983	76				76	DQ	
1984	75	70	71	74	290	T26	6,160.00
1985	73	69	75		217	W/D	
1986	72	68	75	74	289	T40	3,240.00
1988	76	71			147	CUT	
1989	72	71	70	74	287	T17	19,575.00
1990	73	74	73	73	293	T46	3,855.00
1993	69	75			144	CUT	
1995	72	81			153	CUT	
1996	73	76			149	CUT	
<b>Total</b>							<b>\$33,678.00</b>

## Career Individual Player Records (cont.)

### Summerhays, Daniel (72.06)

Year	1st	2nd	3rd	4th	Total	Finish	Money
2013	69	74	69	72	284	T26	\$67,450.00
2014	74	68	69	72	283	T23	96,000.00
2015	75	78			153	CUT	
2016	69	71	71	73	284	T23	93,450.00
2017	69	73	75	76	293	T53	24,430.00
<b>Total</b>							<b>\$281,330.00</b>

### Sutherland, David (73.20)

Year	1st	2nd	3rd	4th	Total	Finish	Money
1998	72	73	69	72	286	T16	\$66,000.00
1999	73	77			150	CUT	
2000	75	74	71	76	296	T53	13,890.00
<b>Total</b>							<b>\$79,890.00</b>

### Sutherland, Kevin (73.10)

Year	1st	2nd	3rd	4th	Total	Finish	Money
1998	72	70	73	76	291	T42	\$12,560.00
1999	75	74			149	CUT	
2000	77	74			151	CUT	
2001	71	74	73	77	295	T58	13,080.00
2002	79	69			148	CUT	
2003	69	73	72	76	290	T48	16,336.67
2004	66	69	73	73	281	T6	268,000.00
2005	72	70	74	80	296	T68	16,160.00
2006	74	77			151	CUT	
2007	73	71	74	73	291	T58	19,710.00
2008	73	75			148	CUT	
2009	73	67	72	75	287	T32	53,770.00
2010	74	71			145	CUT	
2011	72	75			147	CUT	
<b>Total</b>							<b>\$399,616.67</b>

### Sutton, Hal (72.40)

Year	1st	2nd	3rd	4th	Total	Finish	Money
1983	73	71	70	69	283	1	\$126,000.00
1984	71	70	74	78	293	T41	3,120.00
1985	76	69	70	74	289	T22	8,640.00
1986	71	72	68	71	282	T7	28,050.00
1987	68	74	71	70	283	T24	7,737.50
1988	76	76			152	CUT	
1989	71	71	78	69	289	T29	8,775.00
1990	77	75			152	CUT	
1991	72	73	73	74	292	T68	3,232.00
1992	79	72			151	CUT	
1993	74	73			147	CUT	
1994	67	68	74	73	282	T19	31,375.00
1995	72	79			151	CUT	
1996	72	69	73	70	284	T53	7,990.00
1997	70	71	74	78	293	T50	8,610.00
1998	74	69	74	70	287	T18	48,685.72
1999	69	74	73	73	289	T4	220,000.00
2000	69	69	69	71	278	1	1,080,000.00
2001	72	71	68	70	281	T5	228,000.00
2002	73	74			147	CUT	
2003	73	72			145	CUT	
2004	74	77			151	CUT	
2005	84				84	W/D	
<b>Total</b>							<b>\$1,810,215.22</b>

### Svoboda, Andrew (73.00)

Year	1st	2nd	3rd	4th	Total	Finish	Money
2015	71	75			146	CUT	
<b>Total</b>							

### Swafford, Hudson (73.00)

Year	1st	2nd	3rd	4th	Total	Finish	Money
2016	66	73	77	75	291	T57	\$23,100.00
2017	76	71			147	CUT	
<b>Total</b>							<b>\$23,100.00</b>

### Tanaka, Hidemichi (75.56)

Year	1st	2nd	3rd	4th	Total	Finish	Money
2003	77	78			155	CUT	
2004	72	71	74	84	301	T81	\$14,160.00
2005	72				72	W/D	
2006	75	77			152	CUT	
<b>Total</b>							<b>\$14,160.00</b>

### Tapie, Alan (75.32)

Year	1st	2nd	3rd	4th	Total	Finish	Money
1975	78	77			155	CUT	
1976	71	75			146	CUT	
1977	75	78	80	76	309	T71	
1978	73	75	82	70	300	T28	\$1,791.82
1979	71	72	75	81	299	T28	2,720.00
1980	72	75	72	73	292	T51	954.00
1981	74	82			156	CUT	
<b>Total</b>							<b>\$5,465.82</b>

### Tataurangi, Phil (74.67)

Year	1st	2nd	3rd	4th	Total	Finish	Money
1998	75	74			149	CUT	
1999	78	76			154	CUT	
2003	74	71			145	CUT	
<b>Total</b>							

### Taylor, Nick (73.17)

Year	1st	2nd	3rd	4th	Total	Finish	Money
2015	72	70	72	79	293	73	\$19,400.00
2016	67	79			146	CUT	
<b>Total</b>							<b>\$19,400.00</b>

### Taylor, Steve (77.00)

Year	1st	2nd	3rd	4th	Total	Finish	Money
1978	76	78			154	CUT	
<b>Total</b>							

### Taylor, Vaughn (73.41)

Year	1st	2nd	3rd	4th	Total	Finish	Money
2005	70	67	73	79	289	T32	\$42,400.00
2006	73	71	68	73	285	T8	208,000.00
2007	75	76			151	CUT	
2008	78	75			153	CUT	
2009	72	76			148	CUT	
2010	72	73			145	CUT	
2011	76	73			149	CUT	
2016	71	72			143	CUT	
2017	75	77			152	CUT	
<b>Total</b>							<b>\$250,400.00</b>

### Teater, Josh (72.83)

Year	1st	2nd	3rd	4th	Total	Finish	Money
2011	72	76			148	CUT	
2012	71	71	76	71	289	T46	\$26,334.00
2013	72	72	76	70	290	T62	20,235.00
2014	71	76			147	CUT	
<b>Total</b>							<b>\$46,569.00</b>

### Ten Broeck, Lance (74.50)

Year	1st	2nd	3rd	4th	Total	Finish	Money
1985	75	74			149	CUT	
1990	72	79			151	CUT	
1992	78	72			150	CUT	
1993	72	74			146	CUT	
<b>Total</b>							

### Tennyson, Brian (75.33)

Year	1st	2nd	3rd	4th	Total	Finish	Money
1989	75	78			153	CUT	
1990	76	74			150	CUT	
1991	75	74			149	CUT	
<b>Total</b>							

# Career Individual Player Records (cont.)

## Tewell, Doug (73.20)

Year	1st	2nd	3rd	4th	Total	Finish	Money
1978	79	77			156	CUT	
1980	77	76			153	CUT	
1981	77	80			157	CUT	
1982	70	75	77	76	298	T56	\$1,115.00
1983	72	74	70	70	286	T6	24,325.00
1984	75	75			150	CUT	
1985	75	67	72	71	285	T11	22,500.00
1986	68	68	74	73	283	T10	21,600.00
1987	74	71			145	CUT	
1988	72	72	73	71	288	T36	5,760.00
1989	70	75	72	73	290	T34	6,672.86
1990	79	74			153	W/D	
1991	71	78			149	CUT	
1992	69	69	70	76	284	T21	16,897.50
1993	67	67	74	74	282	T20	26,071.43
1994	75	76			151	CUT	
1995	79	71			150	CUT	
<b>Total</b>							<b>\$124,941.79</b>

## Thatcher, Roland (73.00)

Year	1st	2nd	3rd	4th	Total	Finish	Money
2010	71	68	75	78	292	T64	\$20,045.00
<b>Total</b>							<b>\$20,045.00</b>

## Thomas, Justin (71.27)

Year	1st	2nd	3rd	4th	Total	Finish	Money
2015	73	70	65	75	283	T24	\$81,000.00
2016	70	68	75	65	278	T3	504,000.00
2017	73	71	79		223	T75	19,635.00
<b>Total</b>							<b>\$604,635.00</b>

## Thompson, Barney (74.91)

Year	1st	2nd	3rd	4th	Total	Finish	Money
1974	70	78			148	CUT	
1975	75	78			153	CUT	
1976	75	73			148	CUT	
1978	76	82			158	CUT	
1979	74	72	80	81	307	T65	\$836.00
1980	70	74	77	71	292	T51	954.00
1981	73	73	71	73	290	T19	4,680.00
1982	71	81			152	CUT	
<b>Total</b>							<b>\$6,470.00</b>

## Thompson, Leonard (73.78)

Year	1st	2nd	3rd	4th	Total	Finish	Money
1974	75	72			147	CUT	
1975	74	73	69	71	287	T18	\$3,250.00
1976	70	74	75	71	290	T56	600.00
1977	79	76	72	75	302	T40	1,110.00
1978	74	76	79	72	301	T39	1,290.00
1979	72	76			148	CUT	
1980	70	76	74	73	293	T55	904.00
1981	71	76	72	69	288	T8	11,200.00
1982	78				78	W/D	
1983	69	76	74	74	293	T27	4,970.00
1984	79	79			158	CUT	
1986	70	75			145	CUT	
1987	74	70			144	CUT	
1988	72	76			148	CUT	
1989	71	77			148	CUT	
1990	76	79			155	CUT	
1992	71	73	73	73	290	T54	4,086.00
<b>Total</b>							<b>\$27,410.00</b>

## Thompson, Michael (72.75)

Year	1st	2nd	3rd	4th	Total	Finish	Money
2012	68	71	75	76	290	T51	\$22,496.00
2013	69	75	72	73	289	T55	21,280.00
2014	71	76			147	CUT	
2015	73	74			147	CUT	
<b>Total</b>							<b>\$43,776.00</b>

## Thompson, Nicholas (73.33)

Year	1st	2nd	3rd	4th	Total	Finish	Money
2008	70	77	71	74	292	T21	\$95,000.00
2009	73	73			146	CUT	
2010	73	73			146	CUT	
2013	69	76			145	CUT	
2014	77	74			151	CUT	
<b>Total</b>							<b>\$95,000.00</b>

## Thore, David (78.00)

Year	1st	2nd	3rd	4th	Total	Finish	Money
1982	77	79			156	CUT	
<b>Total</b>							

## Thorpe, Jim (74.02)

Year	1st	2nd	3rd	4th	Total	Finish	Money
1979	72	73	77	77	299	T28	\$2,720.00
1980	72	73	71	75	291	T45	1,144.00
1981	73	77	81	78	309	T4	768.00
1982	69	76	71	77	293	T32	2,958.66
1983	73	75	77	74	299	T54	1,617.00
1984	68	69	78	71	286	T10	20,800.00
1985	74	76			150	CUT	
1986	69	68	74	70	281	T4	37,200.00
1987	76	70			146	CUT	
1990	79	78			157	W/D	
1991	76	76			152	CUT	
1994	73	69	73	74	289	T62	5,250.00
1995	79	78			157	CUT	
<b>Total</b>							<b>\$72,457.66</b>

## Todd, Brendon (72.00)

Year	1st	2nd	3rd	4th	Total	Finish	Money
2015	68	72	75	72	287	T51	\$23,680.00
2016	73	72			145	CUT	
<b>Total</b>							<b>\$23,680.00</b>

## Toledo, Esteban (73.75)

Year	1st	2nd	3rd	4th	Total	Finish	Money
1999	73	75	72	74	294	T23	\$40,166.67
2000	75	74	72	70	291	T27	41,700.00
2001	74	77			151	CUT	
2002	73	72	78	76	299	T3	11,640.00
2003	74	69	72	77	292	T56	14,495.00
2004	71	77			148	CUT	
<b>Total</b>							<b>\$108,001.67</b>

## Tolles, Tommy (72.75)

Year	1st	2nd	3rd	4th	Total	Finish	Money
1996	69	64	69	72	274	T2	\$308,000.00
1997	70	67	73	74	284	T7	109,083.33
1998	77	72			149	CUT	
1999	72	73	76	76	297	T46	13,600.00
2000	77	83			160	CUT	
<b>Total</b>							<b>\$430,683.33</b>

## Career Individual Player Records (cont.)

### Toms, David (72.48)

Year	1st	2nd	3rd	4th	Total	Finish	Money
1992	76	74			150	CUT	
1993	69	74			143	CUT	
1994	73	77			150	CUT	
1996	73	72			145	CUT	
1997	77	76			153	CUT	
1998	71	76			147	CUT	
1999	73	75	74	71	293	T20	\$60,333.34
2000	77	72	72	72	293	T38	26,400.00
2001	70	77	66	71	284	T12	126,000.00
2002	69	72	70	77	288	T19	78,000.00
2003	70	75			145	CUT	
2004	73	75			148	CUT	
2005	70	71	73	82	296	T68	16,160.00
2006	73	77			150	CUT	
2007	77	72	73	70	292	T64	18,810.00
2008	77	70	76	71	294	T32	48,260.00
2009	67	70	77	70	284	T9	237,500.00
2010	71	72			143	CUT	
2011	66	68	71	70	275	2	1,026,000.00
2012	69	74	73	65	281	T10	247,000.00
2013	79	70			149	CUT	
2015	73	71	68	69	281	T13	187,500.00
<b>Total</b>							<b>\$2,071,963.34</b>

### Torrance, Sam (74.75)

Year	1st	2nd	3rd	4th	Total	Finish	Money
1996	74	76			150	CUT	
1997	78	71			149	CUT	
<b>Total</b>							

### Trahan, D.J. (74.87)

Year	1st	2nd	3rd	4th	Total	Finish	Money
2006	76	83			159	CUT	
2007	76	74			150	CUT	
2008	70	77	75	74	296	T51	\$22,863.34
2009	74	73			147	CUT	
2010	72	74			146	CUT	
2011	75	70			145	CUT	
2012	80				80	DQ	
<b>Total</b>							<b>\$22,863.34</b>

### Trevino, Lee (72.44)

Year	1st	2nd	3rd	4th	Total	Finish	Money
1974	69	70	71	74	284	18	\$3,500.00
1975	75	70	75	73	293	T50	600.00
1976	73	69	68	73	283	T17	3,617.14
1978	75	78			153	W/D	
1979	70	69	75	79	293	T5	14,600.00
1980	68	72	68	70	278	1	72,000.00
1981	73	73	70	73	289	T12	7,371.42
1982	82				82	DQ	
1983	77	73			150	T68	1,379.00
1984	76	66	68	68	278	2	86,400.00
1985	73	73	70	78	294	T55	2,007.00
1986	68	73	70	76	287	T21	7,627.50
1987	70	81			151	CUT	
<b>Total</b>							<b>\$199,102.06</b>

### Tringale, Cameron (72.45)

Year	1st	2nd	3rd	4th	Total	Finish	Money
2012	73	71	77	76	297	72	\$18,620.00
2013	70	75			145	CUT	
2014	77	70			147	CUT	
2015	69	71	72	76	288	T56	22,200.00
2016	65	69	75	73	282	T16	168,000.00
2017	70	71	76	73	290	T35	50,662.50
<b>Total</b>							<b>\$259,482.50</b>

### Triplett, Kirk (72.39)

Year	1st	2nd	3rd	4th	Total	Finish	Money
1990	72	74	74	72	292	T36	\$6,307.50
1991	68	71	79	74	292	T68	3,232.00
1992	75	71			146	CUT	
1993	64	78	75	69	286	T39	9,750.00
1994	71	72	70	73	286	T45	7,150.00
1995	71	75	78	75	299	67	6,180.00
1996	67	72	73	67	279	T19	35,735.00
1997	71	68	70	76	285	T10	84,000.00
1998	71	71	73	75	290	T35	18,885.71
1999	70	75	76	75	296	T38	20,000.00
2000	75	72	74	73	294	T42	20,400.00
2001	72	71	76	70	289	T31	38,100.00
2002	76	72			148	CUT	
2003	72	70	71	67	280	T8	195,000.00
2004	71	76			147	CUT	
2005	70	66	76	73	285	T17	112,000.00
2006	70	71	76	81	298	T63	16,960.00
2007	75	68	73	70	286	T23	80,100.00
<b>Total</b>							<b>\$653,800.21</b>

### Trivisonno, Gary (77.00)

Year	1st	2nd	3rd	4th	Total	Finish	Money
1982	76	78			154	CUT	
<b>Total</b>							

### Trixler, Dennis (73.50)

Year	1st	2nd	3rd	4th	Total	Finish	Money
1986	71	73	74	76	294	T67	\$1,818.00
<b>Total</b>							<b>\$1,818.00</b>

### Tryba, Ted (74.10)

Year	1st	2nd	3rd	4th	Total	Finish	Money
1994	68	73	69	75	285	T35	\$11,037.50
1995	76	76			152	CUT	
1996	80	73			153	CUT	
1997	72	76			148	CUT	
1998	70	74	72	79	295	T61	8,680.00
1999	78	71			149	CUT	
2000	75	71	80	74	300	T73	11,460.00
<b>Total</b>							<b>\$31,177.50</b>

### Tucker, Chris (76.00)

Year	1st	2nd	3rd	4th	Total	Finish	Money
1992	74	78			152	CUT	
<b>Total</b>							

### Turnesa, Marc (75.50)

Year	1st	2nd	3rd	4th	Total	Finish	Money
2009	76	75			151	CUT	
<b>Total</b>							

# Career Individual Player Records (cont.)

## Tway, Bob (73.27)

Year	1st	2nd	3rd	4th	Total	Finish	Money
1986	66	73	72	72	283	T10	\$21,600.00
1987	71	73			144	CUT	
1988	77	77			154	CUT	
1989	69	73	72	75	289	T29	8,775.00
1990	71	78			149	CUT	
1991	65	77	72	73	287	T41	5,064.73
1992	69	74	83	72	298	T70	3,582.00
1993	77	74			151	CUT	
1994	69	77			146	CUT	
1995	78	71	74	77	300	T68	6,030.00
1996	72	74			146	CUT	
1997	74	73			147	CUT	
1998	72	71	75	69	287	T18	48,685.72
1999	75	76			151	CUT	
2000	79	72			151	CUT	
2001	72	73	74	72	291	T40	24,000.00
2002	74	68	77	71	290	T28	38,212.50
2003	68	73	69	73	283	T17	94,250.00
2004	69	71	78	77	295	T77	14,800.00
2005	67	71	80	76	294	T56	17,760.00
2006	74	79			153	CUT	
<b>Total</b>							<b>\$282,759.95</b>

## Twiggs, Greg (74.93)

Year	1st	2nd	3rd	4th	Total	Finish	Money
1985	73	72	67	81	293	T49	\$2,199.00
1989	74	71	77	73	295	T59	2,902.50
1990	76	84			160	CUT	
1993	70	74			144	CUT	
1994	80	77			157	CUT	
<b>Total</b>							<b>\$5,101.50</b>

## Twitty, Howard (74.04)

Year	1st	2nd	3rd	4th	Total	Finish	Money
1976	75	69	73	71	288	T43	\$911.25
1977	74	82			156	CUT	
1978	78	75	81	78	312	T75	750.00
1979	75	67	76	80	298	T20	4,035.00
1980	75	70	71	72	288	T31	2,220.00
1981	77	74	71	73	295	T37	1,680.00
1982	72	77			149	CUT	
1983	78	72			150	T68	1,379.00
1985	74	71	73	72	290	T27	6,255.00
1986	71	76			147	CUT	
1987	76	74			150	CUT	
1988	73	77			150	CUT	
1989	76	80			156	CUT	
1990	79	72			151	CUT	
1991	73	77			150	CUT	
1992	71	76			147	CUT	
1993	71	70	71	72	284	T28	16,625.00
1994	69	75	72	73	289	T62	5,250.00
<b>Total</b>							<b>\$39,105.25</b>

## Unger, Bob (75.00)

Year	1st	2nd	3rd	4th	Total	Finish	Money
1974	73	72	73	72	290	T44	\$775.00
1975	72	80			160	CUT	
<b>Total</b>							<b>\$775.00</b>

## Upper, Brett (71.80)

Year	1st	2nd	3rd	4th	Total	Finish	Money
1985	72	70	73	74	289	T22	\$8,640.00
1986	71	65	73	72	281	T4	37,200.00
1987	71	77			148	CUT	
<b>Total</b>							<b>\$45,840.00</b>

## Uresti, Omar (73.56)

Year	1st	2nd	3rd	4th	Total	Finish	Money
1996	70	78			148	CUT	
1997	73	69	72	78	292	T48	\$9,345.00
1998	72	71	70	74	287	T18	48,685.71
1999	78	79			157	CUT	
2000	71	68	80	74	293	T38	26,400.00
<b>Total</b>							<b>\$84,430.71</b>

## Uttley, Stan (74.10)

Year	1st	2nd	3rd	4th	Total	Finish	Money
1990	76	74			150	CUT	
1991	73	71	69	82	295	T73	\$3,088.00
1992	70	73	77	76	296	69	3,636.00
<b>Total</b>							<b>\$6,724.00</b>

## Valentine, Tommy (76.20)

Year	1st	2nd	3rd	4th	Total	Finish	Money
1981	83	73			156	CUT	
1982	73	72	72	82	299	T62	\$1,070.00
1983	73	82			155	CUT	
1985	78	74			152	CUT	
<b>Total</b>							<b>\$1,070.00</b>

## Van Aswegen, Tyrone (76.50)

Year	1st	2nd	3rd	4th	Total	Finish	Money
2017	75	78			153	CUT	

## Van de Velde, Jean (75.50)

Year	1st	2nd	3rd	4th	Total	Finish	Money
2000	78	76			154	CUT	
2001	75	73			148	CUT	
<b>Total</b>							

## Van Pelt, Bo (71.85)

Year	1st	2nd	3rd	4th	Total	Finish	Money
2005	75	71			146	CUT	
2006	68	71	72	74	285	T8	\$208,000.00
2007	77	75			152	CUT	
2008	74	80			154	CUT	
2009	71	76			147	CUT	
2010	68	69	69	70	276	T4	358,150.00
2011	76	69			145	CUT	
2012	71	70	70	69	280	T7	296,083.34
2013	69	74	79	68	290	T62	20,235.00
2014	71	70	70	73	284	T26	69,500.00
2015	70	72	69	73	284	T30	58,125.00
<b>Total</b>							<b>\$1,010,093.34</b>

## Varner III, Harold (72.63)

Year	1st	2nd	3rd	4th	Total	Finish	Money
2016	73	66	78	74	291	T57	\$23,100.00
2017	71	70	77	72	290	T35	50,662.50
<b>Total</b>							<b>\$73,762.50</b>

## Vegas, Jhonattan (72.44)

Year	1st	2nd	3rd	4th	Total	Finish	Money
2011	78	77			155	CUT	
2012	68	74	68	70	280	T7	\$296,083.33
2015	75	69	66	76	286	T42	31,400.00
2016	67	71	79	74	291	T57	23,100.00
2017	78	69			147	CUT	
<b>Total</b>							<b>\$350,583.33</b>

## Verplank, Scott (72.79)

Year	1st	2nd	3rd	4th	Total	Finish	Money
1986	72	77			149	CUT	
1989	73	83			156	CUT	
1991	84	79			163	CUT	
1995	80	74			154	CUT	
1996	78				78	W/D	
1998	71	71	72	70	284	T11	\$96,000.00
1999	76	71	73	75	295	T32	27,666.67
2000	75	74	68	72	289	T20	75,000.00
2001	69	75	72	76	292	T44	18,140.00
2002	71	75	73	71	290	T28	38,212.50
2003	71	72	68	69	280	T8	195,000.00
2004	68	75	73	71	287	T26	56,800.00
2005	71	67	72	70	280	T2	597,333.33
2006	75	73			148	CUT	
2007	72	77	68	72	289	T44	26,010.00
2008	71	78			149	CUT	
2009	67	74	73	76	290	T49	23,211.66
2010	71	70	69	70	280	T13	178,125.00
2011	73	71	71	73	288	T54	21,850.00
2012	72				72	W/D	
<b>Total</b>							<b>\$1,353,349.16</b>



## Career Individual Player Records (cont.)

### Villegas, Camilo (73.04)

Year	1st	2nd	3rd	4th	Total	Finish	Money
2006	74	70	68	71	283	T3	\$384,000.00
2007	80	73			153	CUT	
2008	74	73	77	76	300	T66	19,570.00
2009	67	72	75	71	285	T14	147,250.00
2010	70	73			143	CUT	
2011	74	71			145	CUT	
2012	75	71			146	CUT	
2014	70	76			146	CUT	
2015	78	74			152	CUT	
2016	71	71	78	73	293	70	21,000.00
<b>Total</b>							<b>\$571,820.00</b>

### Wadkins, Bobby (73.58)

Year	1st	2nd	3rd	4th	Total	Finish	Money
1975	76	69	68	71	284	T8	\$6,791.66
1976	76	73			149	CUT	
1977	76	82			158	CUT	
1978	70	79	73	74	296	T12	5,460.00
1979	74	74			148	CUT	
1980	70	79			149	CUT	
1981	77	71	73	74	295	T37	1,680.00
1982	72	72	79	75	298	T56	1,115.00
1983	72	75	74	77	298	T49	1,727.60
1984	75	76			151	CUT	
1985	69	76	75	76	296	T64	1,872.00
1986	71	76			147	CUT	
1987	72	72			144	CUT	
1988	72	71	76	73	292	T51	3,008.33
1989	75	78			153	CUT	
1990	77	70	72	73	292	T36	6,307.50
1991	68	74	69	70	281	T9	41,600.00
1992	75	71			146	CUT	
1995	75	74	77	72	298	T61	6,390.00
1996	71	70	68	73	282	T41	12,950.00
2007	77	75			152	CUT	
<b>Total</b>							<b>\$88,902.09</b>

### Wadkins, Lanny (73.55)

Year	1st	2nd	3rd	4th	Total	Finish	Money
1976	75	69	72	75	291	T65	\$495.00
1977	73	79	75	74	301	T34	1,515.00
1978	79	82			161	CUT	
1979	67	68	76	72	283	1	72,000.00
1980	69	76	72	74	291	T45	1,144.00
1981	79	74			153	CUT	
1982	74	76			150	CUT	
1983	76	80			156	CUT	
1984	72	66	78	67	283	T5	30,400.00
1985	80	74			154	CUT	
1986	67	73	76	73	289	T40	3,240.00
1987	70	75			145	CUT	
1988	70	72	67	70	279	T6	43,437.50
1989	73	73	71	74	291	T41	5,130.00
1990	76	78			154	CUT	
1991	70	75	70	75	290	62	3,456.00
1992	70	71	75	69	285	T29	11,445.00
1993	74	74			148	CUT	
1994	73	78			151	CUT	
1995	81	78			159	CUT	
1996	71	75			146	CUT	
<b>Total</b>							<b>\$172,262.50</b>

### Wadsworth, Fred (75.75)

Year	1st	2nd	3rd	4th	Total	Finish	Money
1987	69	77			146	CUT	
1988	75	82			157	CUT	
<b>Total</b>							

### Wagner, Johnson (73.50)

Year	1st	2nd	3rd	4th	Total	Finish	Money
2008	72	74	77	74	297	T54	\$21,280.00
2009	69	73	72	78	292	T60	20,710.00
2011	74	75			149	CUT	
2012	69	73	69	75	286	T35	46,835.00
2013	77	74			151	CUT	
2014	73	72			145	CUT	
2016	70	71	77	74	292	T64	21,735.00
2017	74	78			152	CUT	
<b>Total</b>							<b>\$110,560.00</b>

### Waite, Grant (73.20)

Year	1st	2nd	3rd	4th	Total	Finish	Money
1994	74	68	71	74	287	T51	\$5,962.50
1996	68	72	68	68	276	T8	94,500.00
1997	78	71			149	CUT	
1998	76	70	75	75	296	T63	8,480.00
1999	82	73			155	CUT	
2001	75	78			153	CUT	
2002	71	77			148	CUT	
<b>Total</b>							<b>\$108,942.50</b>

### Waldorf, Duffy (73.13)

Year	1st	2nd	3rd	4th	Total	Finish	Money
1990	69	77	79	71	296	T61	\$3,210.00
1992	72	72	70	72	286	T35	8,874.00
1993	72	66	75	75	288	T52	5,771.43
1994	70	76			146	CUT	
1995	76	74			150	CUT	
1996	68	76			144	CUT	
1997	71	70	75	75	291	T43	11,550.00
1998	75	75			150	CUT	
1999	71	71	75	75	292	T17	75,000.00
2000	80	78			158	CUT	
2001	77	71			148	CUT	
2002	77	72			149	CUT	
2003	70	72	68	72	282	T11	133,250.00
2004	66	73	71	84	294	T74	15,200.00
2005	72	69	72	77	290	T40	30,400.00
<b>Total</b>							<b>\$283,255.43</b>

### Walker, Jimmy (71.88)

Year	1st	2nd	3rd	4th	Total	Finish	Money
2010	71	69	68	75	283	T26	\$68,875.00
2011	77	69			146	CUT	
2012	71	70	71	74	286	T35	46,835.00
2013	72	71	72	67	282	T15	156,750.00
2014	75	68	71	65	279	T6	313,000.00
2015	71	75			146	CUT	
2016	71	82			153	CUT	
2017	71	74	73	76	294	T56	23,625.00
<b>Total</b>							<b>\$609,085.00</b>

### Wall, Art (74.39)

Year	1st	2nd	3rd	4th	Total	Finish	Money
1974	73	71	75	74	293	T58	\$500.00
1975	75	73			148	CUT	
1976	70	74	72	76	292	T70	112.50
1977	74	78	71	75	298	T20	3,180.00
1978	73	79	77	79	308	T63	810.00
<b>Total</b>							<b>\$4,602.50</b>

### Walzel, Bobby (75.55)

Year	1st	2nd	3rd	4th	Total	Finish	Money
1974	73	75			148	CUT	
1975	77	72			149	CUT	
1976	72	74			146	CUT	
1977	74	79	80	77	310	74	
1978	78	78			156	CUT	
1979	72	81			153	CUT	
1980	75	84			159	CUT	
1981	73	72	73	72	290	T19	\$4,680.00
<b>Total</b>							<b>\$4,680.00</b>

## Career Individual Player Records (cont.)

### Warren, Charles (74.75)

Year	1st	2nd	3rd	4th	Total	Finish	Money
2006	73	71	72	71	287	T16	\$124,000.00
2007	78	74			152	CUT	
2008	77	82			159	CUT	
<b>Total</b>							<b>\$124,000.00</b>

### Watney, Nick (72.85)

Year	1st	2nd	3rd	4th	Total	Finish	Money
2007	75	80			155	CUT	
2008	76	71	74	77	298	T63	\$20,235.00
2009	68	78			146	CUT	
2010	69	71	68	73	281	T17	133,000.00
2011	64	71	72	71	278	T4	418,000.00
2012	71	70	76	74	291	T56	21,280.00
2013	76	70			146	CUT	
2014	71	79			150	CUT	
2015	78	71			149	CUT	
<b>Total</b>							<b>\$592,515.00</b>

### Watson, Bubba (72.41)

Year	1st	2nd	3rd	4th	Total	Finish	Money
2007	77	75			152	CUT	
2008	76	73			149	CUT	
2009	67	75	72	74	288	T37	\$39,900.00
2010	71	73			144	CUT	
2011	76	66	76	68	286	T45	27,816.00
2013	73	70	70	73	286	T37	41,800.00
2014	69	72	70	76	287	T48	24,072.72
2015	71	70	69	76	286	T42	31,400.00
2016	69	71	74	74	288	T43	33,670.00
2017	76	75			151	CUT	
<b>Total</b>							<b>\$198,658.72</b>

### Watson, Denis (75.00)

Year	1st	2nd	3rd	4th	Total	Finish	Money
1982	72	74	73	76	295	T41	\$1,800.00
1983	79	78			157	CUT	
1984	82	79			161	CUT	
1985	73	69	76	79	297	T69	1,791.00
1987	73	74			147	CUT	
1988	74	76			150	CUT	
1989	80	76			156	CUT	
1990	80	75			155	CUT	
1991	73	74			147	CUT	
1993	72	66	74	76	288	T52	5,771.43
1994	74	69	80	74	297	85	4,250.00
<b>Total</b>							<b>\$13,612.43</b>

### Watson, Tom (72.10)

Year	1st	2nd	3rd	4th	Total	Finish	Money
1974	73	76			149	CUT	
1975	73	69	75	67	284	T8	\$6,791.67
1976	67	70	70	74	281	T9	7,500.00
1977	68	74	74	77	293	T5	10,900.00
1978	76	78			154	CUT	
1979	70	72	75	71	288	2	43,200.00
1980	69	71	72	68	280	T3	23,200.00
1981	72	80			152	CUT	
1982	70	76	68	72	286	T6	16,187.50
1983	75	74	70	72	291	T19	8,785.00
1984	75	67	67	76	285	T8	24,000.00
1985	71	74	72	77	294	T55	2,007.00
1986	70	74	74	74	292	T58	1,971.00
1987	73	72			145	CUT	
1988	75	73			148	CUT	
1989	71	73	71	70	285	T11	31,050.00
1990	69	72	81	70	292	T36	6,307.50
1991	68	74	65	77	284	T20	19,306.66
1992	68	70	70	69	277	T2	118,800.00
1993	70	72	69	68	279	10	67,500.00
1994	71	72	71	67	281	T14	42,500.00
1995	72	71	75	74	292	T29	19,500.00
1996	72	68	69	72	281	T33	17,718.75
1997	70	71	79	74	294	T53	7,953.75
1998	71	74	71	74	290	T35	18,885.71
1999	75	71	79	75	300	T62	10,500.00
<b>Total</b>							<b>\$504,564.54</b>

### Watts, Brian (73.79)

Year	1st	2nd	3rd	4th	Total	Finish	Money
1997	70	68	74	78	290	T37	\$15,400.00
1999	68	74	78	76	296	T38	20,000.00
2000	77	71	74	78	300	T73	11,460.00
2002	74	73			147	CUT	
<b>Total</b>							<b>\$46,860.00</b>

### Weaver, DeWitt (73.33)

Year	1st	2nd	3rd	4th	Total	Finish	Money
1974	71	72	72	73	288	T34	\$1,290.00
1975	78	74			152	CUT	
<b>Total</b>							<b>\$1,290.00</b>

### Weekley, Boo (72.30)

Year	1st	2nd	3rd	4th	Total	Finish	Money
2007	74	73	71	71	289	T44	\$26,010.00
2008	70	71	74	77	292	T21	95,000.00
2009	73	67	73		213	W/D	
2010	69	72	68	81	290	T56	21,565.00
2011	75	71			146	CUT	
2013	71	71	73	73	288	T48	23,614.29
2014	75	73			148	CUT	
2015	73	73			146	CUT	
2016	66	69	78	69	282	T16	168,000.00
2017	70	76	73	73	292	T48	26,712.00
<b>Total</b>							<b>\$360,901.29</b>

### Weibring, D.A. (73.17)

Year	1st	2nd	3rd	4th	Total	Finish	Money
1979	73	79			152	CUT	
1980	73	73	75	74	295	T64	\$840.00
1981	72	73	78	74	297	T51	947.20
1982	74	73	70	75	292	T27	3,550.00
1983	80	74			154	CUT	
1984	76	77			153	CUT	
1985	68	68	72	69	277	2	97,200.00
1986	70	71	74	73	288	T33	4,654.28
1987	72	72			144	CUT	
1988	73	76			149	CUT	
1989	70	74	72	72	288	T21	12,673.13
1990	72	72	73	75	292	T36	6,307.50
1991	67	74	72	74	287	T41	5,064.73
1992	75	73			148	CUT	
1993	69	73	72	76	290	T61	5,375.00
1994	75	69	70	76	290	T69	4,950.00
1995	71	70	73	81	295	T43	9,620.00
1997	77	76			153	CUT	
<b>Total</b>							<b>\$151,181.84</b>

### Weir, Mike (72.66)

Year	1st	2nd	3rd	4th	Total	Finish	Money
2000	76	84			160	CUT	
2001	77	69	72	74	292	T44	\$18,140.00
2002	70	73	68	77	288	T19	78,000.00
2003	72	71	69	73	285	T27	47,125.00
2004	74	75			149	CUT	
2005	74	68	69	74	285	T17	112,000.00
2006	71	71	68	79	289	T22	76,800.00
2007	75	72	72	69	288	T37	38,700.00
2008	71	76	75	72	294	T32	48,260.00
2009	72	72	73	68	285	T14	147,250.00
2010	72	74			146	CUT	
<b>Total</b>							<b>\$566,275.00</b>

## Career Individual Player Records (cont.)

### Weiskopf, Tom (73.92)

Year	1st	2nd	3rd	4th	Total	Finish	Money
1974	72	72	73	72	289	T39	\$1,025.00
1975	75	71	70	73	289	T29	1,625.00
1976	73	74			147	CUT	
1977	75	72	77	71	295	T11	6,600.00
1978	73	80	74	79	306	T57	860.00
1979	73	82			155	CUT	
1980	73	73	74	73	293	T55	904.00
1981	76	74	69	71	290	T19	4,680.00
1982	73	68	74	76	291	T22	4,800.00
1983	70	77	81	72	300	T56	1,568.00
1984	78	76			154	CUT	
<b>Total</b>							<b>\$22,062.00</b>

### Wentworth, Kevin (74.67)

Year	1st	2nd	3rd	4th	Total	Finish	Money
1999	73	77			150	CUT	
2000	74	72	75	77	298	T61	\$12,840.00
<b>Total</b>							<b>\$12,840.00</b>

### Westwood, Lee (72.19)

Year	1st	2nd	3rd	4th	Total	Finish	Money
1998	74	71	68	69	282	T5	\$146,000.00
1999	73	69	75	73	290	T6	161,875.00
2000	77	73	72	73	295	T48	15,264.00
2001	73	75			148	CUT	
2002	75	75			150	CUT	
2005	65	69	80	72	286	T22	86,400.00
2006	70	73	73	77	293	T38	32,800.00
2008	73	78			151	CUT	
2010	67	65	70	74	276	T4	358,150.00
2012	71	70	74	77	292	T61	20,520.00
2013	69	66	74	72	281	T8	237,500.00
2014	67	71	71	70	279	T6	313,000.00
2015	76	70			146	CUT	
2017	70	75	76	75	296	T65	21,735.00
<b>Total</b>							<b>\$1,393,244.00</b>

### Wetterich, Brett (73.83)

Year	1st	2nd	3rd	4th	Total	Finish	Money
2007	74	75	71	70	290	T52	\$20,880.00
2008	71	82			153	CUT	
<b>Total</b>							<b>\$20,880.00</b>

### Wheatcroft, Steve (73.50)

Year	1st	2nd	3rd	4th	Total	Finish	Money
2016	68	74	79	73	294	T71	\$20,790.00
<b>Total</b>							<b>\$20,790.00</b>

### White, Carlton (75.67)

Year	1st	2nd	3rd	4th	Total	Finish	Money
1977	76	75	73	80	304	T55	\$652.50
1979	72	78			150	CUT	
<b>Total</b>							<b>\$652.50</b>

### Wi, Charlie (72.59)

Year	1st	2nd	3rd	4th	Total	Finish	Money
2008	74	73	69	82	298	T63	\$20,235.00
2009	74	74			148	CUT	
2010	70	77			147	CUT	
2011	70	72	68	75	285	T41	36,100.00
2012	71	67	73	74	285	T25	66,547.50
2013	74	70	75	70	289	T55	21,280.00
2014	76	69			145	CUT	
<b>Total</b>							<b>\$144,162.50</b>

### Wiebe, Mark (73.17)

Year	1st	2nd	3rd	4th	Total	Finish	Money
1986	68	72	78	73	291	T54	\$2,061.00
1987	70	69	71	72	282	T20	11,650.00
1988	71	70	71	69	281	T11	26,500.00
1989	74	71	71	71	287	T17	19,575.00
1990	76	78			154	CUT	
1991	73	73			146	CUT	
1992	75	74			149	CUT	
1993	71	70	74	75	290	T61	5,375.00
1996	76	76			152	CUT	
1997	74	74			148	CUT	
1998	76	69	76	79	300	T71	7,880.00
1999	78	73			151	CUT	
2000	78	74			152	CUT	
2001	73	73	69	75	290	T33	31,028.57
<b>Total</b>							<b>\$104,069.57</b>

### Wiechers, Jim (73.40)

Year	1st	2nd	3rd	4th	Total	Finish	Money
1974	72	70	71	77	290	T44	\$775.00
1975	68	79	78	69	294	T55	537.60
1976	72	78			150	CUT	
<b>Total</b>							<b>\$1,312.60</b>

### Wiesberger, Bernd (72.00)

Year	1st	2nd	3rd	4th	Total	Finish	Money
2015	77	68			145	CUT	
2016	71	67	78	73	289	T49	\$25,914.00
2017	75	71	68	72	286	T12	212,625.00
<b>Total</b>							<b>\$238,539.00</b>

### Wilcox, Willy (73.75)

Year	1st	2nd	3rd	4th	Total	Finish	Money
2016	68	71	82	74	295	T72	\$20,475.00
<b>Total</b>							<b>\$20,475.00</b>

### Wilkinson, Tim (75.50)

Year	1st	2nd	3rd	4th	Total	Finish	Money
2008	77	72			149	CUT	
2009	77	77			154	CUT	
2015	73	77			150	CUT	
<b>Total</b>							

### Willett, Danny (73.60)

Year	1st	2nd	3rd	4th	Total	Finish	Money
2015	72	74			146	CUT	
2016	70	73			143	CUT	
2017	79				79	W/D	
<b>Total</b>							

### Williamson, Jay (73.63)

Year	1st	2nd	3rd	4th	Total	Finish	Money
2001	78	69	77	71	295	T58	\$13,080.00
2002	71	78			149	CUT	
2003	74	69	68	74	285	T27	47,125.00
2004	77	78			155	CUT	
2005	72	68	77	77	294	T56	17,760.00
<b>Total</b>							<b>\$77,965.00</b>

### Willis, Garrett (74.20)

Year	1st	2nd	3rd	4th	Total	Finish	Money
2001	74	78			152	CUT	
2002	76	77			153	CUT	
2003	75	76			151	CUT	
2011	70	74	69	73	286	T45	\$27,816.00
<b>Total</b>							<b>\$27,816.00</b>

# Career Individual Player Records (cont.)

## Wilson, Dean (73.64)

Year	1st	2nd	3rd	4th	Total	Finish	Money
2004	75	75			150	CUT	
2006	71	74			145	CUT	
2007	75	76			151	CUT	
2008	74	72	75	69	290	T10	\$218,500.00
2009	77	72			149	CUT	
2011	77	69			146	CUT	
<b>Total</b>							<b>\$218,500.00</b>

## Wilson, John (75.25)

Year	1st	2nd	3rd	4th	Total	Finish	Money
1995	82	74			156	CUT	
1996	73	71			144	CUT	
1997	70	74	79	79	302	74	\$6,720.00
<b>Total</b>							<b>\$6,720.00</b>

## Wilson, Mark (73.77)

Year	1st	2nd	3rd	4th	Total	Finish	Money
2007	79	71			150	CUT	
2008	76	71	72	76	295	T42	\$29,830.00
2009	69	72	75	75	291	T55	21,470.00
2010	71	74			145	CUT	
2011	70	75			145	CUT	
2012	74	77			151	CUT	
2013	74	74			148	CUT	
2014	79	74			153	CUT	
2016	74	71			145	CUT	
<b>Total</b>							<b>\$51,300.00</b>

## Wilson, Oliver (72.25)

Year	1st	2nd	3rd	4th	Total	Finish	Money
2010	70	70	70	79	289	T52	\$22,277.50
<b>Total</b>							<b>\$22,277.50</b>

## Wintz, Gary (74.50)

Year	1st	2nd	3rd	4th	Total	Finish	Money
1976	74	75			149	CUT	
<b>Total</b>							

## Wise, Larry (73.50)

Year	1st	2nd	3rd	4th	Total	Finish	Money
1974	74	73			147	CUT	
<b>Total</b>							

## Wittenberg, Casey (70.25)

Year	1st	2nd	3rd	4th	Total	Finish	Money
2013	67	69	70	75	281	T8	\$237,500.00
<b>Total</b>							<b>\$237,500.00</b>

## Wolcott, Bob (74.17)

Year	1st	2nd	3rd	4th	Total	Finish	Money
1991	69	75	74	73	291	T63	\$3,360.00
1992	78	76			154	CUT	
<b>Total</b>							<b>\$3,360.00</b>

## Wood, Willie (74.07)

Year	1st	2nd	3rd	4th	Total	Finish	Money
1984	72	73	77	72	294	T44	\$2,361.14
1985	78	69			147	CUT	
1986	67	73	77	80	297	74	1,728.00
1987	80	78			158	CUT	
1988	73	73	75	76	297	T64	2,637.50
1991	71	68	74	78	291	T63	3,360.00
1994	73	73			146	CUT	
1997	74	71	70	75	290	T37	15,400.00
1998	73	74			147	CUT	
1999	77	78			155	CUT	
<b>Total</b>							<b>\$25,486.64</b>

## Woodland, Gary (72.76)

Year	1st	2nd	3rd	4th	Total	Finish	Money
2011	75	71			146	CUT	
2012	77	73			150	CUT	
2014	67	71	70	72	280	T11	\$240,000.00
2015	79	74			153	CUT	
2016	67	68	76	74	285	T28	68,325.00
2017	70	75	78		223	T75	19,635.00
<b>Total</b>							<b>\$327,960.00</b>

## Woods, Tiger (71.35)

Year	1st	2nd	3rd	4th	Total	Finish	Money
1997	71	73	72	73	289	T31	\$20,300.00
1998	72	73	73	72	290	T35	18,885.72
1999	70	71	75	75	291	T10	107,142.85
2000	71	71	66	71	279	2	648,000.00
2001	72	69	66	67	274	1	1,080,000.00
2002	71	72	70	74	287	T14	102,000.00
2003	72	70	68	72	282	T11	133,250.00
2004	75	69	68	73	285	T16	116,000.00
2005	70	73	75	75	293	T53	18,613.33
2006	72	69	73	75	289	T22	76,800.00
2007	75	73	73	67	288	T37	38,700.00
2009	71	69	70	73	283	8	294,500.00
2010	70	71	71		212	W/D	
2012	74	68	72	73	287	T40	37,050.00
2013	67	67	71	70	275	1	1,710,000.00
2015	73	71	75	72	291	T69	20,000.00
<b>Total</b>							<b>\$4,421,241.90</b>

## Woodward, Jim (76.33)

Year	1st	2nd	3rd	4th	Total	Finish	Money
1991	73	79			152	CUT	
1992	79	71			150	CUT	
1993	75	81			156	CUT	
<b>Total</b>							

## Woosnam, Ian (73.42)

Year	1st	2nd	3rd	4th	Total	Finish	Money
1988	74	79			153	CUT	
1991	72	69	70	72	283	T15	\$25,600.00
1992	75	71			146	CUT	
1993	71	70	69	76	286	T39	9,750.00
1994	73	74			147	CUT	
1995	74	69	73	75	291	T23	25,950.00
1996	72	72			144	CUT	
1997	76				76	W/D	
1999	80	72			152	CUT	
2000	76	74	70	79	299	T66	12,120.00
2001	73	73	81	72	299	T70	11,880.00
<b>Total</b>							<b>\$85,300.00</b>

## Wrenn, Robert (72.70)

Year	1st	2nd	3rd	4th	Total	Finish	Money
1988	75	79			154	CUT	
1989	72	75			147	CUT	
1990	71	75	74	73	293	T46	\$3,855.00
1991	70	72	73	71	286	T27	9,394.29
1992	70	73	71	75	289	T49	4,442.40
1993	67	73	73	72	285	T34	12,900.00
<b>Total</b>							<b>\$30,591.69</b>

## Wynn, Bob (76.00)

Year	1st	2nd	3rd	4th	Total	Finish	Money
1974	70	75	68	74	287	T30	\$1,587.50
1975							
1976	75	72			147	CUT	
1977	76				76	DQ	
1978	76	86			162	CUT	
1979	84	80			164	CUT	
<b>Total</b>							<b>\$1,587.50</b>

## Career Individual Player Records (cont.)

### Wynn, Mike (74.88)

Year	1st	2nd	3rd	4th	Total	Finish	Money
1974							
1975	68	74	77	73	292	T45	\$730.00
1976	75	76			151	CUT	
1977	73	83			156	CUT	
<b>Total</b>							<b>\$730.00</b>

### Yancey, Bert (78.75)

Year	1st	2nd	3rd	4th	Total	Finish	Money
1974	75	79			154	CUT	
1976	75	86			161	CUT	
<b>Total</b>							

### Yang, Y.E. (73.64)

Year	1st	2nd	3rd	4th	Total	Finish	Money
2009	73	77			150	CUT	
2010	70	68	73	74	285	T34	\$49,020.00
2011	69	76			145	CUT	
2012	80	68			148	CUT	
2013	73	81			154	CUT	
2014	75	74			149	CUT	
<b>Total</b>							<b>\$49,020.00</b>

### Yokoo, Kaname (77.00)

Year	1st	2nd	3rd	4th	Total	Finish	Money
2002	79	75			154	CUT	
<b>Total</b>							

### Zarley, Kermit (76.13)

Year	1st	2nd	3rd	4th	Total	Finish	Money
1974	77	77			154	CUT	
1975	73	77			150	CUT	
1977	75	81			156	CUT	
1978	75	77	73	75	300	T28	\$1,791.82
1979	66	79	78	82	305	T58	892.00
1980	76	77			153	CUT	
<b>Total</b>							<b>\$2,683.82</b>

### Zender, Bob (76.17)

Year	1st	2nd	3rd	4th	Total	Finish	Money
1974	73	82			155	CUT	
1975	74	74			148	CUT	
1976	73	77			150	CUT	
1977	76	79	77	74	306	T61	\$562.50
1978	75	73	73	79	300	T28	1,791.81
1979	78	80			158	CUT	
1980	79	75			154	CUT	
<b>Total</b>							<b>\$2,354.31</b>

### Ziegler, Larry (74.08)

Year	1st	2nd	3rd	4th	Total	Finish	Money
1974	76	66	70	73	285	T19	\$2,770.00
1975	69	71	76	75	291	T40	975.00
1976	70	73	71	72	286	T34	1,548.00
1977	74	73	75	75	297	T16	4,350.00
1978	79	79			158	CUT	
1979	72	76			148	CUT	
1980	73	77			150	CUT	
1981	74	78			152	CUT	
1983	75	84			159	CUT	
<b>Total</b>							<b>\$9,643.00</b>

### Ziobro, Billy (73.75)

Year	1st	2nd	3rd	4th	Total	Finish	Money
1974	75	70	77	73	295	T65	\$425.00
1975							
<b>Total</b>							<b>\$425.00</b>

### Zoeller, Fuzzy (73.43)

Year	1st	2nd	3rd	4th	Total	Finish	Money
1975	73	80			153	CUT	
1976	74	69	76	77	296	T79	
1977	79	85			164	CUT	
1978	77	83			160	CUT	
1979	73	77			150	CUT	
1980	79	75			154	CUT	
1981	79	76			155	CUT	
1982	73	73	75	77	298	T56	\$1,115.00
1983	82	80			162	CUT	
1985	72	74	72	72	290	T27	6,255.00
1986	72	76			148	CUT	
1987	75	67	73	74	289	T54	2,270.00
1988	67	74	71	71	283	T23	11,500.00
1989	74	72	71	75	292	T45	3,952.80
1990	80	77			157	CUT	
1991	68	68	69	72	277	2	172,800.00
1992	70	71	76	76	293	T64	3,798.00
1993	67	75	74	69	285	T34	12,900.00
1994	66	67	68	67	268	2	270,000.00
1995	72	73	77	75	297	T55	6,750.00
1996	66	70	72	67	275	T4	137,812.50
1997	67	72	73	74	286	T14	54,250.00
1999	76	79			155	CUT	
<b>Total</b>							<b>\$683,403.30</b>

### Zokol, Richard (75.00)

Year	1st	2nd	3rd	4th	Total	Finish	Money
1984	77	78			155	CUT	
1985	71	75	70	77	293	T49	\$2,199.00
1986	76	75			151	CUT	
1987	74	70			144	CUT	
1988	77	77			154	CUT	
1989	71	74	72	76	293	T50	3,256.20
1990	74	72	73	75	294	T56	3,375.00
1991	76	85			161	CUT	
1993	73	79			152	W/D	
1994	75	78			153	CUT	
<b>Total</b>							<b>\$8,830.20</b>



# Round-by-Round Results

Round-by-round leaders in THE PLAYERS Championship, with final position in parentheses


Year	18 Holes	36 Holes	54 Holes	Winner
1974	64 J.C. Snead (2)	134 Lou Graham (5)	202 J.C. Snead (2)	Jack Nicklaus
1975	66 Al Geiberger (1)	134 Al Geiberger (1)	201 Al Geiberger (1)	Al Geiberger
1976	66 Fred Marti (T12)	135 Don January (T7)	204 Jack Nicklaus (1)	Jack Nicklaus
		Jack Nicklaus (1)		
1977	66 Mike McCullough (2)	140 Mike McCullough (2)	216 Mike McCullough (2)	Mark Hayes
1978	70 Ben Crenshaw (T4)	141 Ben Crenshaw (T4)	214 Jack Nicklaus (1)	Jack Nicklaus
		Gibby Gilbert (T28)	Lou Graham (2)	
		Gary Groh (T66)	Jack Nicklaus (1)	
		Jack Nicklaus (1)		
		Victor Regalado (T9)		
		John Schroeder (T4)		
		Bobby Wadkins (T12)		
1979	66 Kermit Zarley (T58)	135 Lanny Wadkins (1)	211 Lanny Wadkins (1)	Lanny Wadkins
1980	67 Hale Irwin (T14)	139 Hale Irwin (T14)	208 Lee Trevino (1)	Lee Trevino
		Steve Melnyk (T24)	Curtis Strange (21)	
1981	68 Dave Eichelberger (T26)	139 Barry Jaeckel (T2)	211 Barry Jaeckel (T2)	Raymond Floyd
		Mike Morley (T12)		
1982	67 George Burns (T13)	138 Jay Haas (T27)	210 Brad Bryant (T7)	Jerry Pate
		Lyn Lott (T51)	Vance Heafner (T13)	Bruce Lietzke (4)
		Larry Nelson (T10)	Hale Irwin (T19)	
		Scott Simpson (T2)		
		Tim Simpson (13)		
1983	68 Bruce Lietzke (T3)	139 John Cook (T3)	210 John Cook (T3)	Hal Sutton
1984	68 Jim Thorpe (T10)	135 Fred Couples (1)	206 Fred Couples (1)	Fred Couples
1985	67 Hale Irwin (T5)	136 D.A. Weibring (2)	208 Hale Irwin (T5)	Calvin Peete
		Calvin Peete (1)		
		D.A. Weibring (2)		
1986	66 Keith Fergus (T21)	134 Larry Mize (2)	200 Larry Mize (2)	John Mahaffey
		Ken Green (T33)	Bob Murphy (T14)	
		Larry Mize (5)		
		Tony Sills (T33)		
		Bob Tway (T10)		
1987	66 Steve Jones (T15)	133 Steve Jones (T15)	202 Mark O'Meara (3)	Sandy Lyle
				Scott Simpson (T4)
1988	65 Mark McCumber (1)	136 Payne Stewart (T8)	204 Mark McCumber (1)	Mark McCumber
1989	65 Keith Clearwater (T41)	135 Bruce Lietzke (3)	207 Chip Beck (2)	Tom Kite
1990	67 Mark Calcavecchia (2)	138 Hale Irwin (T5)	209 Jodie Mudd (1)	Jodie Mudd
		Jodie Mudd (1)		
1991	65 Bob Tway (T41)	135 Paul Azinger (T3)	204 Paul Azinger (T3)	Steve Elkington
1992	64 Billy Ray Brown (T21)	134 Billy Ray Brown (T21)	203 Nick Faldo (T2)	Davis Love III
			Jose Maria Olazabal (T9)	
1993	64 Nick Price (1)	132 Nick Price (1)	203 Nick Price (1)	Nick Price
		Kirk Triplett (T39)		
1994	63 Greg Norman (1)	130 Greg Norman (1)	197 Greg Norman (1)	Greg Norman
1995	66 Corey Pavin (T3)	139 Corey Pavin (T3)	211 Bernhard Langer (2)	Lee Janzen
			Gene Sauers (T3)	Corey Pavin (T3)
1996	65 Justin Leonard (T65)	133 Tommy Tolles (T2)	202 Tommy Tolles (T2)	Fred Couples
		Kenny Perry (T4)		
1997	66 Steve Elkington (1)	135 Steve Elkington (1)	203 Steve Elkington (1)	Steve Elkington

## Round-by-Round Results (cont.)

Year	18 Holes	36 Holes	54 Holes	Winner
1998	66 Glen Day (T2)	137 Lee Janzen (T13)	206 Lee Janzen (T13) Joe Ozaki (T18)	Justin Leonard
1999	68 Bob Estes (T62)	137 Joe Ozaki (T10) Brian Watts (T38)	212 David Duval (1)	David Duval
2000	69 Hal Sutton (1)	138 Hal Sutton (1)	207 Hal Sutton (1)	Hal Sutton
2001	66 Paul Azinger (T7)	135 Jerry Kelly (4)	205 Jerry Kelly (4)	Tiger Woods
2002	64 Phil Mickelson (T28)	138 Carl Paulson (T4)	207 Carl Paulson (T4) Jeff Sluman (T4)	Craig Perks
2003	67 Fred Couples (10)	135 Padraig Harrington (T2)	205 Jay Haas (T2) Padraig Harrington (T2)	Davis Love III
2004	65 Adam Scott (1)	135 Jerry Kelly (T2)	206 Adam Scott (1) Kevin Sutherland (T6)	Adam Scott
2005	64 Steve Jones (T75)	134 Luke Donald (T2)	204 Luke Donald (T2) Joe Durant (5) Tim Herron (T6) Lee Westwood (T22)	Fred Funk
2006	65 Davis Love III (MC)	136 Jim Furyk (T3)	207 Stephen Ames (1)	Stephen Ames
2007	67 Phil Mickelson (1)	139 Phil Mickelson (1) Rory Sabbatini (T44)	207 Sean O'Hair (11)	Phil Mickelson
2008	66 Sergio Garcia (11)	138 Kenny Perry (T15)	209 Paul Goydos (2)	Sergio Garcia
2009	65 Ben Crane (T5)	133 Alex Cejka (T9)	205 Alex Cejka (T9)	Henrik Stenson
2010	66 J.B. Holmes (T13)	132 Lee Westwood (T4) Robert Allenby (2)	202 Lee Westwood (T4)	Tim Clark
2011	64 Nick Watney (T4)	134 David Toms (2)	204 Graeme McDowell (T33)	K.J. Choi
2012	65 Martin Laird (T2)	136 Zach Johnson (T2) Ian Poulter (T25)	204 Kevin Na (T7) Matt Kuchar (1) Kevin Na (T7)	Matt Kuchar
2013	64 Roberto Castro (T19)	133 Sergio Garcia (T8)	205 Sergio Garcia (T8)	Tiger Woods
2014	63 Martin Kaymer (1)	132 Martin Kaymer (1)	204 Martin Kaymer (1) Jordan Spieth (T4)	Martin Kaymer
2015	67 David Hearn (T42) Charley Hoffman (T30) Hideki Matsuyama (T17) Kevin Na (T6)	136 Jerry Kelly (T17) Kevin Na (T6)	206 Chris Kirk (T13)	Rickie Fowler
2016	63 Jason Day (1)	129 Jason Day (1)	202 Jason Day (1)	Jason Day
2017	67 Mackenzie Hughes (T16) William McGirt (T22)	135 Louis Oosthuizen (T2) Kyle Stanley (T4)	207 J.B. Holmes (T41) Kyle Stanley (T4)	Si Woo Kim



# TPC Sawgrass



Five years ago, Tiger Woods captured THE PLAYERS Championship with a final-round 70.

## Scoring Averages at a Glance

Hole	1	2	3	4	5	6	7	8	9	10	11	12	13	14	15	16	17	18
Par	4	5	3	4	4	4	4	3	5	4	5	4	3	4	4	5	3	4
1982	4.200	4.760	3.130	3.980	4.350	4.130	4.290	3.340	5.020	4.200	4.910	4.000	3.240	4.370	4.160	4.640	3.120	4.520
1983	4.147	4.796	3.088	4.222	4.327	4.126	4.384	3.358	5.085	4.157	4.930	3.972	3.147	4.379	4.162	4.799	3.098	4.472
1984	4.132	4.847	3.200	4.092	4.158	4.163	4.259	3.257	5.123	4.151	4.873	3.955	3.116	4.231	4.257	4.620	3.368	4.571
1985	4.009	4.878	3.048	4.210	4.253	4.198	4.085	3.203	4.968	4.055	5.030	3.878	3.175	4.300	4.101	4.829	3.058	4.263
1986	4.043	4.716	2.989	3.945	4.208	4.034	4.339	3.224	5.032	4.188	4.737	3.966	3.027	4.027	4.140	4.606	3.066	4.359
1987	3.935	4.688	2.988	3.881	4.205	4.040	4.184	3.181	4.895	4.047	4.926	3.844	2.947	4.293	4.088	4.679	2.902	4.237
1988	4.038	4.725	3.117	4.146	4.223	4.127	4.235	3.195	4.937	4.110	4.923	3.822	3.096	4.242	4.049	4.746	3.092	4.218
1989	4.069	4.834	3.090	4.044	4.254	4.072	4.293	3.247	4.961	4.134	4.945	3.852	3.113	4.192	4.136	4.672	3.092	4.342
1990	4.127	4.817	3.028	4.235	4.300	4.103	4.246	3.303	4.915	4.134	4.876	3.876	3.181	4.265	4.085	4.862	3.214	4.228
1991	4.043	4.770	3.093	3.948	4.080	4.132	4.036	3.202	4.866	4.018	4.916	3.798	3.173	4.309	4.102	4.673	3.098	4.291
1992	4.030	4.692	3.072	3.965	4.154	4.030	4.129	3.178	4.909	4.019	4.853	3.864	3.093	4.152	4.150	4.629	3.112	4.400
1993	4.033	4.754	3.019	3.880	4.155	3.974	4.134	3.103	4.857	4.085	4.775	3.756	3.042	4.169	4.080	4.667	3.014	4.185
1994	4.026	4.748	2.989	3.987	4.204	4.055	4.103	3.096	4.901	3.971	4.855	3.792	3.123	4.259	4.026	4.640	2.976	4.248
1995	4.200	4.723	3.246	4.159	4.278	4.139	4.285	3.223	5.141	4.256	4.893	3.872	3.285	4.226	4.212	4.662	3.219	4.505
1996	4.043	4.595	3.041	3.926	4.115	4.005	4.016	3.061	4.901	4.034	4.800	3.806	3.002	4.194	4.052	4.606	2.921	4.261
1997	4.104	4.848	3.106	4.071	4.247	4.051	4.111	3.147	4.982	4.106	4.961	3.935	3.097	4.366	4.168	4.712	2.952	4.415
1998	4.096	4.749	3.063	3.946	4.316	4.044	4.255	3.197	4.963	4.311	4.848	3.927	3.129	4.283	4.143	4.707	3.138	4.258
1999	4.258	4.742	3.207	4.040	4.234	4.090	4.306	3.207	4.975	4.288	4.969	4.027	3.258	4.344	4.281	4.742	3.148	4.557
2000	4.231	4.756	3.188	4.058	4.280	4.016	4.253	3.112	5.072	4.372	4.794	4.076	3.200	4.316	4.229	4.684	3.303	4.511
2001	4.142	4.833	3.155	4.007	4.281	4.023	4.200	3.135	5.063	4.100	4.854	3.910	3.028	4.327	4.299	4.603	3.123	4.455
2002	4.189	4.649	3.137	4.005	4.176	4.099	4.218	3.142	5.014	4.288	4.743	3.964	3.153	4.214	4.223	4.628	3.277	4.381
2003	4.217	4.742	2.998	3.922	4.118	3.991	4.234	3.113	5.012	4.203	4.697	3.908	3.064	4.194	4.177	4.610	3.043	4.298
2004	4.131	4.780	3.124	3.985	4.279	4.046	4.205	3.229	4.904	4.242	4.728	3.858	3.150	4.264	4.181	4.641	3.024	4.235
2005	4.000	4.778	3.088	4.174	4.108	4.031	4.099	3.088	4.938	4.046	4.822	3.877	3.073	4.317	4.214	4.632	3.214	4.344
2006	4.064	4.715	3.177	4.090	4.301	4.034	4.195	3.131	5.092	4.218	4.805	3.952	3.069	4.248	4.253	4.474	3.251	4.460
2007	4.219	4.646	3.065	4.023	4.185	4.005	4.208	3.307	5.020	4.181	4.734	3.932	3.095	4.129	4.129	4.578	3.386	4.409
2008	4.087	4.787	3.227	4.180	4.145	4.162	4.089	3.230	4.916	4.159	4.930	3.932	3.351	4.447	4.183	4.637	3.302	4.522
2009	4.140	4.748	3.071	4.028	4.172	4.080	4.135	3.229	4.796	4.147	4.759	3.927	3.200	4.353	4.023	4.622	3.025	4.236
2010	4.056	4.611	3.072	3.932	4.126	4.007	4.014	3.226	4.762	4.021	4.662	3.860	3.117	4.296	4.107	4.538	3.009	4.317
2011	3.970	4.726	3.030	4.030	4.159	4.048	4.055	3.164	4.781	3.986	4.735	3.850	3.147	4.313	4.046	4.592	3.053	4.313
2012	4.137	4.678	3.005	4.043	4.246	4.054	4.161	3.191	4.709	4.125	4.738	3.896	3.151	4.305	4.090	4.622	3.045	4.270
2013	3.998	4.630	3.077	4.036	4.191	4.059	4.139	3.195	4.857	4.020	4.705	3.868	3.077	4.282	4.139	4.593	3.064	4.393
2014	3.966	4.699	3.005	4.116	4.257	3.998	4.082	3.262	4.702	4.021	4.793	3.886	3.150	4.349	4.021	4.708	2.986	4.155
2015	4.132	4.603	2.991	4.035	4.152	3.958	4.157	3.152	4.843	4.095	4.695	3.956	3.009	4.199	4.074	4.540	3.095	4.397
2016	4.041	4.659	3.080	3.984	4.146	3.966	4.080	3.249	4.789	4.076	4.709	3.936	3.078	4.256	4.133	4.586	3.018	4.268
2017	4.077	4.730	3.150	4.145	4.143	4.134	4.111	3.314	4.886	4.127	4.716	3.827	3.116	4.332	4.195	4.575	3.225	4.486
Eagles	10	278	3	29	8	8	4	6	53	5	180	29	11	5	5	427	8	6
Birdies	2170	5542	1810	3305	1499	2549	1928	1347	3873	2172	4882	3750	2136	1396	1746	6513	2619	1411
Pars	10149	8126	10847	9101	9965	10008	9685	10146	9177	9809	8425	9873	10174	9499	10343	7065	10266	8971
Bogeys	3038	1511	2810	2580	3654	2699	3478	3861	2232	3190	1905	1805	2725	4006	3191	1474	1529	3907
Doubles	267	171	174	545	464	349	490	272	278	410	230	177	475	630	322	145	985	1099
Triple+	22	28	11	95	65	42	70	23	42	68	32	20	133	118	47	30	247	260

## 36-Year Ranking of Holes at TPC Sawgrass

Hole	Rank	Stroke-Average	+/-	Hole	Rank	Stroke-Average	+/-	Hole	Rank	Stroke-Average	+/-
1	10	4.092	+0.092	7	5	4.175	+0.175	13	8	3.124	+0.124
2	17	4.734	-0.266	8	4	3.199	+0.199	14	2	4.270	+0.270
3	11	3.087	+0.087	9	14	4.932	-0.068	15	6	4.141	+0.141
4	13	4.040	+0.040	10	7	4.130	+0.130	16	18	4.648	-0.352
5	3	4.209	+0.209	11	16	4.823	-0.177	17	9	3.111	+0.111
6	12	4.061	+0.061	12	15	3.898	-0.102	18	1	4.355	+0.355



## Cut Score History for THE PLAYERS Championship

Year	Cut-Score	Year	Cut-Score	Year	Cut-Score	Year	Cut-Score
2017	147	2006	144	1995	149	1984	149
2016	142	2005	143	1994	144	1983	150
2015	144	2004	146	1993	142	1982	148
2014	144	2003	144	1992	144	1981	151
2013	144	2002	146	1991	145	1980	148
2012	144	2001	147	1990	147	1979	145
2011	144	2000	150	1989	146	1978	153
2010	142	1999	148	1988	146	1977	155
2009	144	1998	146	1987	143	1976	145
2008	147	1997	146	1986	144	1975	147
2007	149	1996	143	1985	146	1974	143

## Year-by-Year Scoring Averages at THE PLAYERS Championship

Year	1s Round	2nd Round	3rd Round	4th Round	Cumulative	Year	1st Round	2nd Round	3rd Round	4th Round	Cumulative
1982	73.544	74.673	75.012	74.840	74.517	2000	<b>76.194</b>	74.296	72.438	73.600	74.451
1983	74.705	<b>75.349</b>	73.627	74.242	74.649	2001	73.305	74.386	73.080	72.840	73.536
1984	76.140	73.647	74.042	72.563	74.373	2002	73.216	73.527	73.520	73.987	73.500
1985	73.875	73.411	72.547	74.149	73.541	2003	73.238	71.693	71.431	73.901	72.541
1986	71.674	72.706	73.720	73.333	72.648	2004	72.810	73.548	71.928	73.470	73.004
1987	71.917	71.486	72.111	72.833	71.960	2005	71.870	71.364	73.470	<b>76.512</b>	72.841
1988	72.894	73.886	71.486	73.236	73.040	2006	72.250	73.308	74.595	75.378	73.529
1989	72.790	73.725	72.608	74.405	73.342	2007	75.413	73.387	71.063	71.266	73.248
1990	73.364	74.583	73.972	72.944	73.793	2008	73.716	74.478	74.122	75.176	74.286
1991	71.229	74.371	71.273	72.908	72.548	2009	72.080	72.380	73.610	73.460	72.882
1992	72.243	72.341	72.849	72.548	72.430	2010	71.103	71.448	71.214	74.188	71.733
1993	<b>70.849</b>	71.643	72.129	73.043	71.681	2011	72.222	72.085	71.554	71.851	72.000
1994	71.403	72.472	71.471	72.753	72.000	2012	72.373	72.642	72.625	72.153	72.466
1995	75.313	74.319	73.959	73.712	74.492	2013	72.007	72.373	72.429	72.714	72.323
1996	71.671	71.826	<b>70.351</b>	<b>71.000</b>	<b>71.376</b>	2014	71.993	72.275	72.878	71.408	72.155
1997	72.882	73.259	72.987	74.947	73.378	2015	72.385	72.217	71.467	72.213	72.083
1998	73.161	73.729	73.167	73.319	73.375	2016	71.014	<b>71.112</b>	75.592	72.237	72.055
1999	74.559	73.601	<b>76.241</b>	75.256	<b>74.672</b>	2017	72.819	73.182	74.037	73.606	73.291

Note: -High-averages-denoted-in-bold;-low-averages-denoted-in-bold-italics

# High-Low Scores by Hole

Includes, in order: score, year, round and player.

## HOLE NO. 1

### High (3 total)

8, 2002, 2, Miguel A. Jimenez  
8, 2012, 1, Sung Kang

### Low (9 total)

2, 1985, 3, Roger Maltbie  
2, 1985, 2, Bobby Wadkins  
2, 1989, 1, Sam Randolph  
2, 1990, 1, Isao Aoki  
2, 1994, 1, Mark Brooks  
2, 1998, 2, Joey Sindelar  
2, 1998, 2, Omar Uresti  
2, 2002, 1, Frank Lickliter III  
2, 2006, 3, Jason Bohn  
2, 2014, 1, Justin Leonard

## HOLE NO. 2

### High

10, 1983, 2, Fred Couples

### Low

2, 2007, 3, Peter Lonard

## HOLE NO. 3

### High

7, 2006, 3, Ben Curtis

### Low (3 total)

1, 1986, 1, Jim Gallagher, Jr.  
1, 1994, 4, Russ Cochran  
1, 2001, 4, Chris DiMarco

## HOLE NO. 4

### High

12, 1985, 1, Phillip Hancock

### Low (28 total)

2, 1982, 4, Lyn Lott  
2, 2014, 1, Ernie Els  
2, 2015, 1, Derek Fathauer

## HOLE NO. 5

### High

9, 2017, 2, Scott Piercy

### Low (8 total)

2, 1984, 2, Peter Oosterhuis  
2, 1984, 2, Lee Trevino  
2, 1993, 1, Kirk Triplett  
2, 1993, 4, Andrew Magee  
2, 1999, 2, Steve Stricker  
2, 2001, 1, Fred Couples  
2, 2008, 2, Jerry Kelly  
2, 2010, 2, Martin Laird

## HOLE NO. 6

### High

9, 2006, 4, Mark Calcavecchia

### Low (8 total)

2, 1998, 3, Steve Stricker  
2, 2000, 3, Ronnie Black  
2, 2006, 4, Tim Petrovic  
2, 2010, 3, Tim Clark  
2, 2011, 4, Kenny Perry  
2, 2012, 4, David Toms  
2, 2015, 1, Jason Bohn  
2, 2016, 2, Andy Sullivan

## HOLE NO. 7

### High

10, 1992, 1, Andy Bean

### Low (4 total)

2, 2008, 2, Rich Beem  
2, 2012, 2, Tim Clark  
2, 2014, 2, Charlie Wi  
2, 2014, 3, Stewart Cink

## HOLE NO. 8

### High (2 total)

7, 1992, 1, Brian Claar  
7, 2002, 2, Larry Mize

### Low (6 total)

1, 1994, 3, Gary Hallberg  
1, 1997, 2, Mark Brooks  
1, 1999, 2, Bob Friend  
1, 2000, 4, Naomichi "Joe" Ozaki  
1, 2000, 4, Ted Tryba  
1, 2013, 1, Michael Thompson

## HOLE NO. 9

### High

10, 2008, 2, Tim Clark

### Low (50 total)

3, 1983, 2, Tim Simpson (Earliest)  
3, 2017, 4, Patrick Reed (Latest)

## HOLE NO. 10

### High

9, 2007, 1, Charley Hoffman

### Low (5 total)

2, 1986, 1, Ron Streck  
2, 1990, 1, Ed Fiori  
2, 1996, 2, Tom Watson  
2, 2010, 1, Ryuji Imada  
2, 2012, 4, Graham DeLaet

## HOLE NO. 11

### High

10, 2014, 3, Jeff Overton

### Low

2, 2007, 2, Hunter Mahan

## HOLE NO. 12

### High

9, 2003, 2, Chris Smith

### Low (25 total)

2, 1988, 1, Steve Pate (Earliest)  
2, 2017, 3, Cody Gribble (Latest)

## HOLE NO. 13

### High (2 total)

9, 1983, 3, Gary Koch  
9, 1999, 1, Andrew Magee

### Low (11 total)

1, 1992, 1, Chip Beck  
1, 1995, 2, Phil Mickelson  
1, 1996, 3, Jay Don Blake  
1, 2002, 2, Craig Stadler  
1, 2004, 2, Jose Maria Olazabal  
1, 2006, 2, Justin Leonard  
1, 2006, 2, Jesper Parnevik  
1, 2006, 3, Henrik Stenson  
1, 2006, 4, Fred Couples  
1, 2008, 2, Robert Garrigus  
1, 2013, 3, Chris Stroud

## HOLE NO. 14

### High

10, 1997, 4, John Huston

### Low (5 total)

2, 1984, 2, Ralph Landrum  
2, 1994, 1, Corey Pavin  
2, 2007, 4, Ken Duke  
2, 2011, 4, Jason Day  
2, 2013, 2, Jerry Kelly

## HOLE NO. 15

### High

8, 1983, 2, Jim Booros

### Low (5 total)

2, 1992, 1, Bart Bryant  
2, 2007, 2, Tom Lehman  
2, 2009, 1, Scott Verplank  
2, 2009, 3, Jason Bohn  
2, 2009, 4, Michael Letzig

# High-Low Scores by Hole

## HOLE NO. 16

### High

10, 1994, 2, Richard Zokol

### Low

2, 2017, 4, Rafa Cabrera Bello

## HOLE NO. 17

### High

12, 2005, 3, Bob Tway

11, 1990, 3, Robert Gamez

### Low (7 total)

1, 1986, 1, Brad Fabel

1, 1991, 3, Brian Claar

1, 1997, 4, Fred Couples

1, 1999, 1, Joey Sindelar

1, 2000, 3, Paul Azinger

1, 2002, 1, Miguel A. Jimenez

1, 2016, 2, Willy Wilcox

1, 2017, 1, Sergio Garcia

## HOLE NO. 18

### High

11, 2005, 2, Andre Stolz

### Low (6 total)

2, 1998, 1, Glen Day

2, 2002, 3, Carlos Franco

2, 2013, 1, Jason Dufner

2, 2013, 2, Marc Leishman

2, 2015, 2, Robert Streb

2, 2016, 2, Shane Lowry



## THE PLAYERS Championship Summaries



Ten years ago, Sergio Garcia's final-round 71 was enough to hold off Paul Goydos to win THE PLAYERS Championship.



# THE PLAYERS Championship Summaries

1974



Jack Nicklaus

**Atlanta CC**  
**Atlanta, GA**  
**August 30-September 2**  
**Purse: \$250,000**  
**Par: 36-36—72**  
**Yards: 6,882**

**CUT:** 72 players at 2-over-par 146.

**PRO-AM:** \$10,000. Individual: Forrest Fezler, Jerry McGee, John Mahaffey, 67, \$416. Team: Forrest Fezler, 55, \$500.

**LEADERS**

**First Round**

J.C. Snead	64 (-8)
Jerry Heard	65 (-7)
Bobby Mitchell	66 (-6)
<b>Jack Nicklaus</b>	<b>66 (-6)</b>

**Second Round**

Lou Graham	134 (-10)
Dave Hill	136 (-8)
J.C. Snead	136 (-8)
Bruce Crampton	137 (-7)
Hubert Green	137 (-7)
<b>Jack Nicklaus</b>	<b>137 (-7)</b>

**Third Round**

J.C. Snead	202 (-14)
<b>Jack Nicklaus</b>	<b>205 (-11)</b>
Homero Blancas	207 (-9)
Lou Graham	207 (-9)

**WEATHER:** Heavily overcast and rainy Thursday; play was suspended from 2:10 to 3:15 and from 5:30 to 7 p.m. Play was stopped for the day at 7:25 with 44 players still on the course. First round was completed Friday morning. Overcast with some drizzle Friday, then clearing in the afternoon. Very hot and humid. Clear, hot and humid Saturday. Hot and humid Sunday, with severe lightning, thunder and rain. Play was suspended from 12:45 to 1:53, 3:50 to 5:22 and 6:03 to 6:40 p.m., when play was suspended until 10 a.m. Monday. Clear and sunny Monday.

Player	Pos.	Score	Money
<b>JACK NICKLAUS</b>	<b>1</b>	<b>66-71-68-67</b>	<b>272 \$50,000.00</b>
J.C. Snead	2	64-71-67-72	274 28,500.00
Bruce Crampton	3	69-68-72-67	276 17,750.00
Gene Littler	4	72-69-69-67	277 11,750.00
Lou Graham	5	67-67-73-71	278 10,250.00
Bob Murphy	6	71-71-69-68	279 8,500.00
Hubert Green	7	70-67-72-70	279 8,500.00
Dave Hill	8	70-66-72-72	280 7,375.00
Charles Coody	9	67-71-71-72	281 6,250.00
Buddy Allin	9	71-67-71-72	281 6,250.00
Eddie Pearce	9	73-67-69-72	281 6,250.00
David Graham	12	68-70-71-73	282 5,250.00
Mike Morley	T13	75-71-70-67	283 4,250.00
Mike McCullough	T13	73-69-72-69	283 4,250.00
Miller Barber	T13	74-69-70-70	283 4,250.00
Jerry Heard	T13	65-73-75-70	283 4,250.00
Homero Blancas	T13	67-71-69-76	283 4,250.00
Lee Trevino	18	69-70-71-74	284 3,500.00
Tom Kite	T19	73-73-72-67	285 2,770.00
Bobby Mitchell	T19	66-73-76-70	285 2,770.00
John Mahaffey	T19	71-72-70-72	285 2,770.00
Mark Hayes	T19	71-68-73-73	285 2,770.00
Larry Ziegler	T19	76-66-70-73	285 2,770.00
Billy Casper	T24	72-69-75-70	286 1,970.84

Player	Pos.	Score	Money
Raymond Floyd	T24	73-72-70-71	286 \$1,970.84
Bob Stanton	T24	71-73-70-72	286 1,970.83
Don Bies	T24	73-71-70-72	286 1,970.83
Al Geiberger	T24	72-72-70-72	286 1,970.83
Larry Hinson	T24	69-73-70-74	286 1,970.83
Dave Stockton	T30	73-73-72-69	287 1,587.50
John Schlee	T30	70-75-73-69	287 1,587.50
Dale Douglass	T30	70-75-70-72	287 1,587.50
Bob Wynn	T30	70-75-68-74	287 1,587.50
Joe Porter	T34	70-75-74-69	288 1,290.00
Hale Irwin	T34	70-76-70-72	288 1,290.00
Monty Kaser	T34	72-70-74-72	288 1,290.00
Wally Armstrong	T34	72-72-71-73	288 1,290.00
DeWitt Weaver	T34	71-72-72-73	288 1,290.00
Bruce Devlin	T39	73-72-75-69	289 1,025.00
Tommy Aaron	T39	69-77-72-71	289 1,025.00
Ben Crenshaw	T39	72-71-74-72	289 1,025.00
Tom Weiskopf	T39	72-72-73-72	289 1,025.00
Dick Crawford	T39	70-71-70-78	289 1,025.00
Bob Unger	T44	73-72-73-72	290 775.00
Tom Shaw	T44	69-72-74-75	290 775.00
Jim Ferriell	T44	69-76-70-75	290 775.00
Mike Hill	T44	71-74-70-75	290 775.00
Jim Wiechers	T44	72-70-71-77	290 775.00

Player	Pos.	Score	Money
Rod Funseth	T49	69-73-78-71	291 \$622.00
Dick Lotz	T49	70-71-77-73	291 622.00
Andy North	T49	71-73-72-75	291 622.00
Mason Rudolph	T49	70-74-76-71	291 622.00
Gary McCord	T53	78-68-79-67	292 562.40
Forrest Fezler	T53	71-73-76-72	292 562.40
Bob Goalby	T53	71-74-72-75	292 562.40
Babe Hiskey	T53	72-71-74-75	292 562.40
Rick Rhoads	T53	77-68-71-76	292 562.40
Charles Sifford	T58	72-74-78-69	293 500.00
Gil Morgan	T58	70-75-76-72	293 500.00
Art Wall	T58	73-71-75-74	293 500.00
Dick Rhyan	T58	72-74-75-73	293 500.00
Bob Eastwood	T58	71-72-73-77	293 500.00
Bob Menne	T63	71-75-75-73	294 456.50
Labron Harris	T63	73-73-72-76	294 456.50
Billy Ziobro	T65	75-70-77-73	295 425.00
Roy Pace	T65	69-77-75-74	295 425.00
Tim Collins	T65	69-76-76-74	295 425.00
Dave Eichelberger	T68	72-70-72-82	296 400.00
Ross Randall	T69	72-71-79-75	297 381.00
Jim Marshall	T69	73-73-74-77	297 381.00

The following players did not finish (C=cut, W=withdrew)

**C—147**—Bob Allard, Charles Courtney, Lee Elder, Jim Jamieson, Richie Karl, John Lister, Jerry McGee, John Schroeder, Dan Sikes, Bob E. Smith, Leonard Thompson, Larry Wise, **148**—Jim Colbert, Gibby Gilbert, Bunky Henry, Lyn Lott, Gary Player, Jim Simons, Ken Still, Barney Thompson, Bobby Walzel, **149**—George Archer, Gay Brewer, Lionel Hebert, Artie McNickle, Phil Rodgers, Tom Watson, **150**—Bruce Fleisher, Tom Jenkins, Grier Jones, Rik Massengale, Steve Melnyk, Larry Nelson, Victor Regalado, **151**—Bert Greene, Ben Kern, Jim Masserio, Dwight Nevil, Arnold Palmer, **152**—Sam Adams, Bob Dickson, Jack Ewing, Curtis Sifford, **153**—Pat Fitzsimons, Bobby Heins, Joe Inman, **154**—Nate Starks, Bert Yancey, Kermit Zarley, **155**—Fred Marti, Bob Zender, **156**—Paul Moran, Mike Reaser, **157**—Marion Heck, **158**—Don Iverson, Mac McLendon, **W—80**—Rafe Botts, Frank Beard.

# THE PLAYERS Championship Summaries

1975



Al Geiberger

**Colonial CC**  
**Fort Worth, TX**  
**August 21-24**  
**Purse: \$250,000**  
**Par: 35-35—70**  
**Yards: 7,160**

**CUT:** 73 players at 7-over-par 147.

**PRO-AM:** \$10,000. Individual: Al Geiberger, 63, \$500. Team: Al Geiberger, 50, \$500. Ridgelea CC Individual: Tommy Aaron, 66, \$500. Team: DeWitt Weaver, 51, \$500.

LEADERS	First Round	Second Round	Third Round
	<b>Al Geiberger.....66 (-4)</b>	<b>Al Geiberger.....134 (-6)</b>	<b>Al Geiberger.....201 (-9)</b>
	Bob Dickson.....67 (-3)	Bob Dickson.....136 (-4)	Dave Stockton.....204 (-6)
	Hale Irwin.....67 (-3)	Hubert Green.....136 (-4)	Hubert Green.....206 (-4)
	Jack Nicklaus.....67 (-3)	Dave Stockton.....136 (-4)	Bob Dickson.....208 (-2)

**WEATHER:** Every day was sunny, hot and humid with temperatures near 100. An electrical storm forced cancellation of the remainder of the second round at 5:15 p.m. Play resumed at 7:30 a.m. Saturday and was completed at 8:55 p.m.

Player	Pos.	Score	Money
<b>AL GEIBERGER.....1</b>	<b>66-68-67-69</b>	<b>270</b>	<b>\$50,000.00</b>
Dave Stockton.....2	72-64-68-69	273	28,500.00
Hubert Green.....3	71-65-70-69	275	17,730.00
Bob Murphy.....14	73-69-71-68	281	10,333.34
Bob Dickson.....14	67-69-72-73	281	10,333.33
Mason Rudolph.....14	69-70-72-70	281	10,333.33
Hale Irwin.....7	67-72-72-72	283	8,000.00
Tom Watson.....18	73-69-75-67	284	6,791.67
Joe Porter.....18	72-72-68-72	284	6,791.67
Bobby Wadkins.....18	76-69-68-71	284	6,791.66
Bill Rogers.....111	69-70-76-70	285	5,062.50
Gene Littler.....111	73-71-70-71	285	5,062.50
Brian Allin.....111	68-73-71-73	285	5,062.50
John Mahaffey.....111	69-75-69-72	285	5,062.50
Billy Casper.....115	73-68-73-72	286	4,000.00
John Lister.....115	72-71-71-72	286	4,000.00
John Schlee.....115	69-68-76-73	286	4,000.00
Gibby Gilbert.....118	72-71-74-70	287	3,250.00
Leonard Thompson.....118	74-73-69-71	287	3,250.00
Jack Nicklaus.....118	67-75-70-75	287	3,250.00
Roger Maltbie.....121	71-71-71-75	288	2,206.25
Don Iverson.....121	74-71-73-70	288	2,206.25
Peter Oosterhuis.....121	72-73-73-70	288	2,206.25
Raymond Floyd.....121	73-72-72-71	288	2,206.25
Randy Erskine.....121	71-69-76-72	288	2,206.25

Player	Pos.	Score	Money
Mike Hill.....T21	76-69-70-73	288	\$2,206.25
Gary Player.....T21	71-72-72-73	288	2,206.25
Jerry Heard.....T21	77-69-69-73	288	2,206.25
Lou Graham.....T29	75-71-73-70	289	1,625.00
Mike Morley.....T29	71-75-71-72	289	1,625.00
Miller Barber.....T29	71-72-75-71	289	1,625.00
Tom Weiskopf.....T29	75-71-70-73	289	1,625.00
Charles Coody.....T29	73-70-68-78	289	1,625.00
J.C. Snead.....T34	71-73-76-70	290	1,262.50
Jim Simons.....T34	71-73-74-72	290	1,262.50
Andy North.....T34	69-76-72-73	290	1,262.50
Dan Sikes.....T34	73-72-72-73	290	1,262.50
Bruce Crampton.....T34	75-72-69-74	290	1,262.50
Bob Payne.....T34	70-71-74-75	290	1,262.50
Ron Cerrudo.....T40	74-73-74-70	291	975.00
Julius Boros.....T40	73-73-74-71	291	975.00
Tom Kite.....T40	72-70-77-72	291	975.00
Larry Ziegler.....T40	69-71-76-75	291	975.00
Jerry McGee.....T40	72-73-69-77	291	975.00
Ralph Johnston.....T45	72-73-76-71	292	730.00
Sammy Rachels.....T45	71-76-72-73	292	730.00
Tom Shaw.....T45	71-72-76-73	292	730.00
Mike Wynn.....T45	68-74-77-73	292	730.00
Mike McCullough.....T45	72-74-70-76	292	730.00
Allen Miller.....T50	71-73-81-68	293	600.00

Player	Pos.	Score	Money
Dale Douglass.....T50	75-71-74-73	293	\$600.00
Lee Trevino.....T50	75-70-75-73	293	600.00
Don January.....T50	74-72-73-74	293	600.00
Bobby Nichols.....T50	74-70-74-75	293	600.00
Jim Wiechers.....T55	68-73-78-69	294	537.60
Nate Starks.....T55	75-72-73-74	294	537.60
Ben Crenshaw.....T55	73-72-74-75	294	537.60
Mac McLendon.....T55	74-72-73-75	294	537.60
Spike Kelley.....T55	70-76-72-76	294	537.60
Bobby Cole.....T60	74-72-75-74	295	481.25
Pat Fitzsimons.....T60	77-70-73-75	295	481.25
George Cadle.....T60	73-69-76-77	295	481.25
Lyn Lott.....T60	74-69-74-78	295	481.25
Bob Eastwood.....T64	75-70-79-72	296	437.34
Lionel Hebert.....T64	72-74-77-73	296	437.33
Danny Edwards.....T64	73-72-73-78	296	437.33
Ed Dougherty.....T67	72-75-73-77	297	406.50
David Graham.....T67	70-75-75-77	297	406.50
Bruce Devlin.....69	73-73-73-79	298	387.00
Babe Hiskey.....70	73-73-80-73	299	375.00
Tommy Aaron.....71	72-74-76-78	300	
Tim Collins.....T72	75-71-80-75	301	
Larry Nelson.....T72	73-74-77-77	301	

The following players did not finish (C=cut, W=withdrew)

**C—148**-Forrest Fezler, Mark Hayes, Bruce Lietzke, Jim Masserio, Bob Menne, John Schroeder, Art Wall, Bob Zender. **149**-Rod Curl, Jim Dent, Dave Eichelberger, Larry Hinson, Joe Inman, Arnold Palmer, Victor Regalado, Curtis Sifford, Bobby Walzel, **150**-George Archer, Don Bies, Homero Blancas, Jack Ewing, Gil Morgan, Dwight Nevil, Bob E. Smith, Kermit Zarley. **151**-Wally Armstrong, Butch Baird, Terry Diehl, David Glenz, Bob Goalby, Gary Groh, Tony Jacklin, George Knudson, Fred Marti, Mike Reasor, Dick Rhyan, Ken Still. **152**-Frank Beard, Dick Lotz, Bob Unger, DeWitt Weaver. **153**-Richard Crawford, Lee Elder, Barney Thompson, Fuzzy Zoeller. **154**-Tom Jenkins, Bobby Mitchell, Roy Pace. **155**-Gay Brewer, Tom Evans, Chi Chi Rodriguez, Bob Stanton, Alan Tapie. **156**-Bruce Fleisher, Gary McCord. **158**-Rik Massengale. **160**-Bobby Greenwood. **162**-Phil Rodgers. **W**—Lanny Wadkins.

# THE PLAYERS Championship Summaries

1976



Jack Nicklaus

**Inverrary G&CC**  
**Lauderhill, FL**  
**February 26-March 1**  
**Purse: \$300,000**  
**Par: 36-36—72**  
**Yards: 7,127**

**LEADERS**

**First Round**

Fred Marti.....	66 (-6)
<b>Jack Nicklaus.....</b>	<b>66 (-6)</b>
Barry Jaeckel.....	67 (-5)
Don January.....	67 (-5)
J.C. Snead.....	67 (-5)
Tom Watson.....	67 (-5)

**Second Round**

Don January.....	135 (-9)
<b>Jack Nicklaus.....</b>	<b>136 (-8)</b>
J.C. Snead.....	136 (-8)
Jim Masserio.....	137 (-7)
Tom Watson.....	137 (-7)

**Third Round**

<b>Jack Nicklaus.....</b>	<b>204 (-12)</b>
J.C. Snead.....	204 (-12)
Mark Hayes.....	205 (-11)
Roger Maltbie.....	205 (-11)
Tom Watson.....	207 (-9)

**CUT:** 81 players at 1-over-par 145.

**PRO-AM:** Canceled due to heavy rains. A few groups were on the course, but since at least half the field had not started, no checks were issued.

**WEATHER:** Rain early in the day Thursday, with play suspended from 9:15 until 10:30 a.m. Mostly overcast rest of day with some showers. Play

suspended at 6:25 p.m. due to darkness with 33 players on course. They completed rounds the next morning. Mostly overcast Friday. Play started as scheduled Saturday, but at 10:43 a.m. it was suspended by threat of lightning. Then heavy rains came, and play was called for the day at 12:30 p.m. Partly cloudy for Sunday's third round. Mostly sunny for final round on Monday.

Player	Pos.	Score	Money
<b>JACK NICKLAUS.....</b>	<b>1</b>	<b>66-70-68-65</b>	<b>269 \$60,000.00</b>
J.C. Snead.....	2	67-69-68-68	272 34,200.00
Jim Masserio.....	T3	69-68-72-67	276 17,700.00
Roger Maltbie.....	T3	70-70-65-71	276 17,700.00
Mark Hayes.....	5	71-67-67-72	277 12,300.00
Lee Elder.....	6	69-72-70-67	278 10,800.00
Don January.....	T7	67-68-73-72	280 9,225.00
Butch Baird.....	T7	71-67-72-70	280 9,225.00
Gary Player.....	T9	73-70-71-67	281 7,500.00
David Graham.....	T9	70-71-71-69	281 7,500.00
Tom Watson.....	T9	67-70-70-74	281 7,500.00
Don Bies.....	T12	75-68-72-67	282 5,460.00
Fred Marti.....	T12	66-74-75-67	282 5,460.00
Raymond Floyd.....	T12	71-70-72-69	282 5,460.00
Hubert Green.....	T12	70-70-72-70	282 5,460.00
John Schlee.....	T12	73-67-71-71	282 5,460.00
Bob Dickson.....	T17	74-70-70-69	283 3,617.15
George Burns.....	T17	68-70-76-69	283 3,617.15
Dave Stockton.....	T17	73-70-72-68	283 3,617.14
Rik Massengale.....	T17	72-69-72-70	283 3,617.14
Tom Kite.....	T17	72-70-70-71	283 3,617.14
Lee Trevino.....	T17	73-69-68-73	283 3,617.14
Hale Irwin.....	T17	70-68-70-75	283 3,617.14
Charles Coody.....	T24	72-68-75 69	284 2,510.00
Dale Douglass.....	T24	68-70-73-73	284 2,510.00
Al Geiberger.....	T24	74-69-68-73	284 2,510.00
Gary McCord.....	T27	72-73-69-71	285 2,040.00

Player	Pos.	Score	Money
Jim Simons.....	T27	74-71-70-70	285 \$2 040.00
Grier Jones.....	T27	71-71-71-72	285 2 040.00
Jerry Heard.....	T27	69-75-72-69	285 2,040.00
Mike McCullough.....	T27	72-69-71-73	285 2,040.00
Bruce Crampton.....	T27	75-69-68-73	285 2,040.00
Don Iverson.....	T27	72-73-71-69	285 2,040.00
John Mahaffey.....	T34	68-72-74-72	286 1,548.00
Larry Ziegler.....	T34	70-73-71-72	286 1,548.00
Ken Still.....	T34	69-72-75-70	286 1,548.00
Gibby Gilbert.....	T34	72-71-74-69	286 1,548.00
Bob Payne.....	T34	69-71-70-76	286 1 548.00
Johnny Miller.....	T39	70-71-74-72	287 1 260.00
Larry Nelson.....	T39	70-74-71-72	287 1,260.00
Mac McLendon.....	T39	72-73-71-71	287 1,260.00
Jerry McGee.....	T39	72-68-71-76	287 1,260.00
Lyn Lott.....	T43	75-68-73-72	288 911.25
Bob Murphy.....	T43	72-70-73-73	288 911.25
Miller Barber.....	T43	70-72-71-75	288 911.25
Howard Twitty.....	T43	75-69-73-71	288 911.25
Jim Dent.....	T43	70-73-75-70	288 911.25
Jim Colbert.....	T43	72-72-74-70	288 911.25
Bruce Devlin.....	T43	74-71-73-70	288 911.25
Barry Jaeckel.....	T43	67-78-74-69	288 911.25
Wally Armstrong.....	T51	74-68-73-74	289 705.00
Arnold Palmer.....	T51	72-73-68-76	289 705.00
Bill Rogers.....	T51	71-72-71-75	289 705.00
Randy Erskine.....	T51	72-72-72-73	289 705.00

Player	Pos.	Score	Money
Bob Gilder.....	T51	68-73-71-77	289 \$705.00
Gary Groh.....	T56	70-69-75-76	290 600.00
Rod Funseth.....	T56	69-73-72-76	290 600.00
Gay Brewer, Jr.....	T56	73-70-69-78	290 600.00
Bruce Fleisher.....	T56	72-72-73-73	290 600.00
Juan Rodriguez.....	T56	71-73-74-72	290 600.00
Tommy Aaron.....	T56	70-73-75-72	290 600.00
Leonard Thompson.....	T56	70-74-75-71	290 600.00
Eddie Pearce.....	T56	70-72-77-71	290 600.00
Lou Graham.....	T56	73-72-74-71	290 600.00
Lanny Wadkins.....	T65	75-69-72-75	291 495.00
Homero Blancas.....	T65	71-72-73-75	291 495.00
George Knudson.....	T65	70-73-74-74	291 495.00
Dave Hill.....	T65	72-72-73-74	291 495.00
Gil Morgan.....	T65	74-71-75-71	291 495.00
Art Wall, Jr.....	T70	70-74-72-76	292 112.50
Ben Crenshaw.....	T70	72-70-77-73	292 112.50
John Jacobs.....	T70	73-69-78-72	292 112.50
Bobby Cole.....	T70	77-68-75-72	292 112.50
Tom Jenkins.....	T74	72-72-73-76	293
Tony Jacklin.....	T74	74-69-77-73	293
Bob Eastwood.....	T74	72-71-78-72	293
Frank Beard.....	T77	70-73-78-74	294
Ralph Johnston.....	T78	71-74-73-77	295
Fuzzy Zoeller.....	T79	74-69-76-77	296
Tom Shaw.....	T80	72-73-75-77	297

The following players did not finish (C=cut, W=withdrew)

**C—146**—George Archer, Forrest Fezler, Pat Fitzsimons, Mike Hill, Bob Menne, Mike Morley, Peter Oosterhuis, Dick Rhyan, Sam Snead, Alan Tapie, Bobby Walzel, **147**—Rod Curl, Terry Diehl, Ed Dougherty, George Johnson, Gene Littler, Dean Refram, Victor Regalado, Doug Sanders, Nate Starks, Tom Weiskopf, Bob Wynn, **148**—Sam Adams, Mike Reaser, John Schroeder, Barney Thompson, **149**—George Cadle, Ron Cerrudo, Danny Edwards, Tom Evans, Marty Fleckman, Lionel Hebert, Larry Hinson, Joe Inman, Joe Porter, Sammy Rachels, Bob E. Smith, Bobby Wadkins, Gary Wintz, **150**—Charles Courtney, David Glenz, John Lister, Steve Melnyk, Allen Miller, Curtis Sifford, Jim Wiechers, Bob Zender, **151**—Julius Boros, Antonio O. Cerda, Dave Eichelberger, Mason Rudolph, Mike Wynn, **152**—Spike Kelley, Bruce Lietzke, Dwight Nevil, **153**—Dick Lotz, Bobby Mitchell, Andy North, Roy Pace, **155**—Richard Crawford, **161**—Bert Yancey, **W—141**—Ed Sneed.

# THE PLAYERS Championship Summaries

1977



Mark Hayes

**Sawgrass CC**  
**Jacksonville, FL**  
**March 17-20**  
**Purse: \$300,000**  
**Par: 36-36—72**  
**Yards: 7,174**

LEADERS		First Round	Second Round	Third Round		
	Mike McCullough.....	66 (-6)	Mike McCullough.....	140 (-4)	Mike McCullough.....	216 (E)
	Don Bies .....	68 (-4)	Tom Watson .....	141 (-3)	Tom Watson .....	216 (E)
	Raymond Floyd.....	68 (-4)	Raymond Floyd.....	144 (E)	<b>Mark Hayes .....</b>	<b>217 (+1)</b>
	Tom Watson .....	68 (-4)	Bob E. Smith .....	144 (E)	Raymond Floyd.....	218 (+2)
	<b>Mark Hayes .....</b>	<b>72 (E)</b>	<b>Mark Hayes .....</b>	<b>146 (+2)</b>	Hale Irwin .....	218 (+2)

**CUT:** 81 players at 11-over-par 155.

**WEATHER:** Each day mostly sunny, but it was very windy Friday with wind gusts to 30 miles per hour. Lesser winds on the other days.

**PRO-AM:** \$7,500. Individual—Gil Morgan and Tom Kite, 69, \$675 each. Team—Dave Hill, Dave Stockton, Hale Irwin, Hubert Green and Arnold Palmer, 57, \$540 each.

Player	Pos.	Score	Money
<b>MARK HAYES .....</b>	<b>1</b>	<b>72-74-71-72</b>	<b>289 \$60,000.00</b>
Mike McCullough.....	2	66-74-76-75	291 34,200.00
Bruce Devlin.....	T3	69-79-72-72	292 17,700.00
Hale Irwin.....	T3	72-77-69-74	292 17,700.00
Graham Marsh.....	T5	73-77-72-71	293 10,900.00
Jack Nicklaus.....	T5	73-74-72-74	293 10,900.00
Tom Watson.....	T5	68-74-74-77	293 10,900.00
Bill Rogers.....	T8	75-72-76-71	294 8,150.00
Steve Melnyk.....	T8	73-76-73-72	294 8,150.00
Larry Nelson.....	T8	74-74-73-73	294 8,150.00
Tom Weiskopf.....	T11	75-72-77-71	295 6,600.00
Peter Oosterhuis.....	T11	71-79-72-73	295 6,600.00
Gary Player.....	T13	74-79-71-72	296 5,400.00
J.C. Snead.....	T13	69-76-75-76	296 5,400.00
Raymond Floyd.....	T13	68-76-74-78	296 5,400.00
George Burns.....	T16	72-77-76-72	297 4,350.00
Rex Caldwell.....	T16	75-74-79-69	297 4,350.00
Dale Hayes.....	T16	74-77-71-75	297 4,350.00
Larry Ziegler.....	T16	74-73-75-75	297 4,350.00
Ken Still.....	T20	77-76-73-72	298 3,180.00
Terry Diehl.....	T20	73-77-73-75	298 3,180.00
Art Wall, Jr.....	T20	74-78-71-75	298 3,180.00
Danny Edwards.....	T20	75-76-70-77	298 3,180.00
Bill Kratzert.....	T24	69-83-76-71	299 2,460.00
Don Iverson.....	T24	75-79-74-71	299 2,460.00
Allen Miller.....	T24	73-81-71-74	299 2,460.00

Player	Pos.	Score	Money
Mac McLendon.....	T24	74-78-70-77	299 \$2,460.00
Gene Littler.....	T28	80-71-76-73	300 1,995.00
Grier Jones.....	T28	72-78-76 74	300 1,995.00
Bob Eastwood.....	T28	73-78-75-74	300 1,995.00
Gary Groh.....	T28	73-78-73-76	300 1,995.00
Frank Beard.....	T28	76-79-75-70	300 1,995.00
Tom Jenkins.....	T28	75-75-71-79	300 1,995.00
Lanny Wadkins.....	T34	73-79-75-74	301 1,515.00
Joe Inman, Jr.....	T34	72-81-74-74	301 1,515.00
Rik Massengale.....	T34	72-80-73-76	301 1,515.00
Ed Dougherty.....	T34	73-79-73-76	301 1,515.00
Jim Simons.....	T34	76-77-72-76	301 1,515.00
Don Bies.....	T34	68-80-82-71	301 1,515.00
Hubert Green.....	T40	71-81-75-75	302 1,110.00
Arnold Palmer.....	T40	78-75-74-75	302 1,110.00
Leonard Thompson.....	T40	79-76-72-75	302 1,110.00
Bruce Lietzke.....	T40	75-75-78-74	302 1,110.00
Gil Morgan.....	T40	78-77-74-73	302 1,110.00
Tommy Aaron.....	T40	76-79-75-72	302 1,110.00
John Schlee.....	T40	74-75-74-79	302 1,110.00
George Cadle.....	T47	76-77-74-76	303 757.50
Bob Imanne.....	T47	74-78-75-76	303 757.50
Mike Hill.....	T47	73-76-76-78	303 757.50
Miller Barber.....	T47	74-77-75-77	303 757.50
Gary McCord.....	T47	76-75-76-76	303 757.50
John Schroeder.....	T47	71-83-73-76	303 757.50

Player	Pos.	Score	Money
Phil Rodgers.....	T47	72-79-78-74	303 \$757.50
Bob E. Smith.....	T47	73-71-78-81	303 757.50
Vic Regalado.....	T55	75-78-74-77	304 652.50
George Johnson.....	T55	76-76-74-78	304 652.50
Roger Maltbie.....	T55	75-76-78-75	304 652.50
Carlton White.....	T55	76-75-73-80	304 652.50
Bob Dickson.....	T59	73-79-77-76	305 607.50
Tom Purtzer.....	T59	76-79-76-74	305 607.50
Charles Coody.....	T41	75-79-72-80	306 562.50
Lou Graham.....	T61	76-76-75-79	306 562.50
Bob Gilder.....	T61	76-78-76-76	306 562.50
Bob Zender.....	T61	76-79-77-74	306 562.50
Fred Marti.....	T65	77-77-77-76	307 502.50
Ed Sabo.....	T65	69-84-79-75	307 502.50
Jim Dent.....	T65	75-79-79-74	307 502.50
Bill Garrett.....	T65	76-78-80-73	307 502.50
Dan Sikes.....	T69	78-76-76-78	308 457.50
Lyn Lott.....	T69	75-80-76-77	308 457.50
Alan Tapie.....	T71	75-78-80-76	309
Mike Reid.....	T71	75-80-83-71	309
Joe Porter III.....	T71	76-79-78-76	309
Bobby Walzel.....	74	74-79-80-77	310
Ron Cerrudo.....	75	76-79-74-82	311
Tommy McGinnis.....	T76	80-75-76-81	312
Jim Masserio.....	T76	73-81-78-80	312
Gary Koch.....	78	72-83-75-84	314

The following players did not finish (C=cut, W=withdrew, D=Disqualified)

**C—156**-Stanton Altgelt, Wally Armstrong, Butch Baird, Bobby Cole, Tom Kite, Bill Mallon, Howard Twitty, Mike Wynn, Kermit Zarley, **157**-Al Geiberger, Don Massengale, Dwight Nevil, Dave Newquist, **158**-Woody Blackburn, Ben Crenshaw, Rod Curl, Dave Eichelberger, Lon Hinkle, Barry Jaekel, Don January, Artie McNickle, Bobby Nichols, Bobby Wadkins, **159**-Rod Funseth, George Knudson, **160**-Andy Bean, Marty Fleckman, Andy North, Calvin Peete, Mike Reasor, Ed Sneed, Dave Stockton, **161**-Billy Casper, Jim Colbert, Pat Fitzsimons, Jay Haas, **162**-Tom Evans, Dennis Meyer, **163**-Craig Stadler, **164**-Tony Jacklin, John Lister, Fuzzy Zoeller, **166**-Dale Douglass, **W—230**-Lee Elder, **154**-Bud Allin, Johnny Miller, **74**-Jack Ewing, **76**-Gibby Gilbert, Chi Chi Rodriguez, Cesar Sanudo, **81**-Dave Hill, **82**-Antonio O. Cerda, Randy Erskine, Bobby Mitchell, **83**-Mike Morley, **D**-Forrest Fezler, **75**-Homero Blancas, Bob Wynn, **77**-John Jacobs, **79**-Richard Crawford, -Bruce Fleisher.

# THE PLAYERS Championship Summaries

1978



Jack Nicklaus

**Sawgrass CC**  
**Jacksonville, FL**  
**March 16-19**  
**Purse: \$344,270**  
**Par: 36-36—72**  
**Yards: 7,139**

**LEADERS**

**First Round**

Ben Crenshaw.....	70 (-2)
Gibby Gilbert.....	70 (-2)
Gary Groh.....	70 (-2)
<b>Jack Nicklaus.....</b>	<b>70 (-2)</b>
Victor Regalado.....	70 (-2)
John Schroeder.....	70 (-2)
Bobby Wadkins.....	70 (-2)
Lou Graham.....	71 (-1)
Joe Inman.....	71 (-1)
Artie McNickle.....	71 (-1)
Larry Nelson.....	71 (-1)

**Second Round**

Ben Crenshaw.....	141 (-3)
David Graham.....	141 (-3)
<b>Jack Nicklaus.....</b>	<b>141 (-3)</b>
Larry Nelson.....	143 (-1)

**Third Round**

<b>Jack Nicklaus.....</b>	<b>214 (-2)</b>
David Graham.....	215 (-1)
Ben Crenshaw.....	218 (+2)
Larry Nelson.....	218 (+2)

**CUT:** 78 players at 9-over-par 153.

**PRO-AM:** \$7,500. Individual: Jack Nicklaus, 71, \$750. Team: George Burns, 57, \$750.

**WEATHER:** Strong, gusting winds and occasional showers Thursday. Clear and quite cold Friday and Saturday, with continuing winds. Sunny and mild Sunday with calmer winds.

Player	Pos.	Score	Money
<b>JACK NICKLAUS.....</b>	<b>1</b>	<b>70-71-73-75</b>	<b>289 \$60,000.00</b>
Lou Graham.....	2	71-70-74-75	290 34,200.00
Lon Hinkle.....	3	75-72-74-70	291 21,300.00
John Schroeder.....	4	70-75-76-71	292 11,700.00
Ben Crenshaw.....	14	70-71-77-74	292 11,700.00
Larry Nelson.....	14	71-72-75-74	292 11,700.00
Andy North.....	14	74-71-74-73	292 11,700.00
Jim Colbert.....	8	74-74-74-72	294 8,850.00
Hubert Green.....	19	76-77-71-71	295 7,500.00
Victor Regalado.....	19	70-79-76-70	295 7,500.00
Peter Oosterhuis.....	19	73-73-75-74	295 7,500.00
Florentino Molina.....	112	72-74-76-74	296 5,460.00
Jerry Heard.....	112	73-78-71-74	296 5,460.00
Bobby Wadkins.....	112	70-79-73-74	296 5,460.00
Mike McCullough.....	112	77-75-69-75	296 5,460.00
John Mahaffey.....	112	72-72-75-77	296 5,460.00
Lee Elder.....	117	75-76-75-71	297 4,200.00
Jerry Pate.....	117	76-76-75-70	297 4,200.00
Phil Hancock.....	117	73-74-75-75	297 4,200.00
Gil Morgan.....	120	73-77-76-72	298 2,892.86
John Schlee.....	120	77-73-75-73	298 2,892.86
David Graham.....	120	72-74-78-74	298 2,892.86
Danny Edwards.....	120	75-73-75-75	298 2,892.86
Mac McLendon.....	120	72-74-76-76	298 2,892.86
Graham Marsh.....	120	73-76-73-76	298 2,892.85
Bob Shearer.....	120	74-75-72-77	298 2,892.85

Player	Pos.	Score	Money
Rod Funseth.....	27	74-73-78-74	299 \$2,310.00
Joe Inman.....	128	71-75-79-75	300 1,791.82
Gibby Gilbert.....	128	70-77-79-74	300 1,791.82
Mark Hayes.....	128	73-77-77-73	300 1,791.82
Kermit Zarley.....	128	75-77-73-75	300 1,791.82
Andy Bean.....	128	73-78-76-73	300 1,791.82
Gary Player.....	128	74-73-77-76	300 1,791.82
Tom Kite.....	128	74-77-78-71	300 1,791.82
Lyn Lott.....	128	75-76-78-71	300 1,791.82
Alan Tapie.....	128	73-75-82-70	300 1,791.82
Keith Fergus.....	128	73-75-82-70	300 1,791.81
Bob Zender.....	128	75-73-73-79	300 1,791.81
Fred Marti.....	139	72-79-77-73	301 1,290.00
Sam Adams.....	139	74-72-77-78	301 1,290.00
Leonard Thompson.....	139	74-76-79-72	301 1,290.00
Bill Kratzert.....	142	75-76-75-76	302 1,082.50
Morris Hatalsky.....	142	74-79-74-75	302 1,082.50
Hale Irwin.....	142	75-75-75-77	302 1,082.50
Frank Conner.....	142	75-74-75-78	302 1,082.50
Don January.....	146	73-74-79-77	303 975.00
Miller Barber.....	146	78-74-76-75	303 975.00
Charles Coody.....	146	73-76-74-80	303 975.00
Bobby Cole.....	146	72-79-81-71	303 975.00
Mark Pfeil.....	150	74-75-78-77	304 945.00
Mike Morley.....	150	72-73-79-80	304 945.00
Bill Rogers.....	152	73-75-79-78	305 910.00

Player	Pos.	Score	Money
Artie McNickle.....	T52	71-75-82-77	305 \$910.00
Peter Jacobsen.....	T52	74-76-80-75	305 910.00
Jim Simons.....	T52	73-80-79-73	305 910.00
Bob Eastwood.....	T52	79-72-82-72	305 910.00
Tom Weiskopf.....	T57	73-80-74-79	306 860.00
Jay Haas.....	T57	76-76-76-78	306 860.00
Mike Reid.....	T57	76-77-75-78	306 860.00
Ron Streck.....	T57	75-78-77-76	306 860.00
Steve Melnyk.....	T57	76-75-79-76	306 860.00
Chi Chi Rodriguez.....	62	73-77-80-77	307 830.00
Allen Miller.....	T63	74-73-79-82	308 810.00
Art Wall.....	T63	73-79-77-79	308 810.00
Wayne Levi.....	T63	74-75-82-77	308 810.00
Gary Groh.....	T66	70-77-79-83	309 770.00
Jerry McGee.....	T66	76-76-75-82	309 770.00
Gary McCord.....	T66	77-75-77-80	309 770.00
Rex Caldwell.....	T66	75-76-80-78	309 770.00
Don Bies.....	T66	76-77-81-75	309 770.00
J.C. Snead.....	T71	74-77-82-77	310 750.00
Tom Shaw.....	T71	76-75-83-76	310 750.00
John Lister.....	T73	76-76-81-78	311 750.00
Rod Curl.....	T73	75-78-82-76	311 750.00
Homero Blancas.....	T75	74-77-84-77	312 750.00
Howard Twitty.....	T75	78-75-81-78	312 750.00
Arnold Palmer.....	T77	74-78-76-85	313 750.00
Forrest Fezler.....	T77	76-75-82-80	313 750.00

The following players did not finish (C=cut, W=withdrew)

**C—154**-George Burns, Dave Eichelberger, Ray Floyd, Mike Hill, Rik Massengale, Dwight Nevil, Sammy Rachels, Steve Taylor, Tom Watson, **155**-Bill Calfee, Billy Casper, Jim Dent, Terry Diehl, Tom Jenkins, Bruce Lietzke, Jeff Mitchell, Joe Porter, Tom Purtzer, Jack Renner, Dan Sikes, Ed Sneed, **156**-Wally Armstrong, Butch Baird, Don Iverson, Grier Jones, Orville Moody, Bob Payne, Dave Stockton, Curtis Strange, Doug Tewell, Bobby Walzel, **157**-Bruce Devlin, Barry Jaeckel, Gary Koch, Stan Lee, Mark Lye, Roger Maltbie, Eddie Pearce, Don Pooley, Bob E. Smith, **158**-Bobby Nichols, Barney Thompson, Larry Ziegler, **159**-Tommy Aaron, Bob Gilder, George Knudson, Johnny Miller, **160**-Frank Beard, Antonio O. Cerda, Randy Erskine, Dale Hayes, Bob Murphy, Ken Still, Fuzzy Zoeller, **161**-Lanny Wadkins, **162**-Calvin Peete, Tim Simpson, Bob Wynn, **163**-Ed Dougherty, **164**-Craig Stadler, **169**-Bill Mallon, **170**-George Cadle, **W—153**-Lee Trevino.



# THE PLAYERS Championship Summaries

1979



Lanny Wadkins

**Sawgrass CC**  
**Jacksonville, FL**  
**March 22-25**  
**Purse: \$437,292**  
**Par: 36-36—72**  
**Yards: 7,083**

LEADERS		First Round	Second Round	Third Round
	Kermit Zarley	66 (-6)	Lanny Wadkins	211 (-5)
	Jack Nicklaus	67 (-5)	George Burns	214 (-2)
	Andy North	67 (-5)	Don Halldorson	214 (-2)
	<b>Lanny Wadkins</b>	<b>67 (-5)</b>	Bill Kratzert	214 (-2)
	Don January	68 (-4)	Lee Trevino	214 (-2)
	Gil Morgan	68 (-4)	George Koch	216 (E)
	Jim Nelford	68 (-4)		
	Ron Streck	68 (-4)		

**CUT:** 71 players at 2-over-par 146.

**PRO-AM:** \$7,500. Individual: Ed Sneed, Bill Kratzert, Bob Byman, Bob Gilder, David Graham, Jim Nelford, Gil Morgan, 71, \$460 each. Team: Don Bies, Mark Hayes, Jerry Pate, Seve Ballesteros, 59, \$581 each.

**WEATHER:** Sunny and warm Thursday. Sunny on Friday, with winds picking up in afternoon. Sunny and windy Saturday. Sunny on Sunday, with winds at 25 mph, gusting up to 40-45 mph.

Player	Pos.	Score	Money
<b>LANNY WADKINS</b>	<b>1</b>	<b>67-68-76-72</b>	<b>283 \$72,000.00</b>
Tom Watson	2	70-72-75-71	288 43,200.00
Jack Renner	3	73-70-71-75	289 27,200.00
Phil Hancock	4	69-73-75-74	291 19,200.00
Wayne Levi	5	69-72-77-75	293 14,600.00
Bill Kratzert	75	69-70-75-79	293 14,600.00
Lee Trevino	75	70-69-75-79	293 14,600.00
Andy Bean	8	72-73-74-75	294 12,400.00
Tom Kite	19	72-73-75-75	295 10,800.00
Jack Newton, Jr.	19	69-74-77-75	295 10,800.00
Jay Haas	19	71-74-74-76	295 10,800.00
Mike McCullough	112	71-73-79-73	296 8,800.00
Gil Morgan	112	68-77-76-75	296 8,800.00
Raymond Floyd	114	71-72-80-74	297 6,600.00
Peter Jacobsen	114	74-72-76-75	297 6,600.00
Graham Marsh	114	72-75-75-75	297 6,600.00
Ed Fiori	114	69-71-79-78	297 6,600.00
Victor Regalado	114	70-74-73-80	297 6,600.00
George Burns	114	72-66-76-83	297 6,600.00
Rex Caldwell	120	70-76-78-74	298 4,035.00
Hubert Green	120	73-72-78-75	298 4,035.00
Tim Simpson	120	69-73-80-76	298 4,035.00
Larry Nelson	120	72-75-74-77	298 4,035.00
Jerry Pate	120	69-78-77-79	298 4,035.00

Player	Pos.	Score	Money
Andy North	T20	67-74-76-81	298 \$4,035.00
Howard Twitty	T20	75-67-76-80	298 4,035.00
Gary Koch	T20	70-72-74-82	298 4,035.00
John Schroeder	T28	71-76-76-76	299 2,720.00
Jim Thorpe	T28	72-73-77-77	299 2,720.00
Lindy Miller	T28	69-76-77-77	299 2,720.00
Jim Colbert	T28	73-72-76-78	299 2,720.00
Alan Tapie	T28	71-72-75-81	299 2,720.00
Gibby Gilbert	T33	71-75-78-76	300 2,310.00
Jack Nicklaus	T33	67-73-82-78	300 2,310.00
Marty Fleckman	T35	72-74-79-76	301 1,847.50
Charles Coody	T35	71-76-77-77	301 1,847.50
Bruce Fleisher	T35	73-72-78-78	301 1,847.50
Mike Reid	T35	71-73-78-79	301 1,847.50
Jim Nelford	T35	68-76-78-79	301 1,847.50
Mark McCumber	T35	70-70-80-81	301 1,847.50
Dave Stockton	T35	69-72-79-81	301 1,847.50
Bob Byman	T35	70-74-75-82	301 1,847.50
Lee Elder	T43	70-76-78-78	302 1,248.00
Bob Gilder	T43	72-74-81-75	302 1,248.00
Ron Streck	T43	68-77-78-79	302 1,248.00
Bobby Cole	T43	71-75-77-79	302 1,248.00
Orville Moody	T43	73-73-77-79	302 1,248.00
Miller Barber	T43	70-75-77-80	302 1,248.00

Player	Pos.	Score	Money
Lou Graham	T43	70-76-76-80	302 \$1,248.00
Randy Erskine	T50	76-68-82-77	303 950.86
Arnold Palmer	T50	72-75-79-77	303 950.86
Mark Lye	T50	71-76-79-77	303 950.86
Cesar Sanudo	T50	72-75-78-78	303 950.86
David Graham	T50	73-70-80-80	303 950.86
Morris Hatalsky	T50	71-73-78-81	303 950.85
Jim Simons	T50	71-73-76-83	303 950.85
Don January	57	68-79-79-78	304 904.00
Allen Miller	T58	72-75-80-78	305 892.00
Kermit Zarley	T58	66-79-78-82	305 892.00
Gary McCord	T60	72-74-81-79	306 864.00
Artie McNickle	T60	73-73-85-75	306 864.00
Mark Hayes	T60	72-75-79-80	306 864.00
Pat McGowan	T60	73-74-79-80	306 864.00
Bob Eastwood	T60	72-74-76-84	306 864.00
Barney Thompson	T65	74-72-80-81	307 836.00
Buddy Gardner	T65	71-75-78-83	307 836.00
Craig Stadler	T67	72-73-81-82	308 820.00
Al Geiberger	T67	71-75-80-82	308 820.00
Rik Massengale	T69	71-76-78-84	309 804.00
Dan Halldorson	T69	69-70-81-89	309 804.00
Bob Murphy	71	75-71-74-82	312 792.00

The following players did not finish (C=cut, W=withdraw)

**C—148**-Don Bies, Danny Edwards, David Edwards, Dave Eichelberger, Hale Irwin, Bruce Lietzke, Jeff Mitchell, Florentino Molina, Peter Oosterhuis, Chi Chi Rodriguez, Curtis Strange, Leonard Thompson, Bobby Wadkins, Larry Ziegler, **149**-Wally Armstrong, Dave Barr, Billy Casper, Ben Crenshaw, Rod Curl, Jim Dent, Keith Fergus, Rod Funseth, Mike Hill, Don Iverson, Bob Lunn, Mike Morley, Eddie Pearce, Scott Simpson, J.C. Sneed, **150**-Brad Bryant, Fred Marti, Johnny Miller, Mark Pfeil, Greg Powers, Carlton White, Fuzzy Zoeller, **151**-Bill Calfee, Frank Conner, Joe Inman, John Lister, Tom Purtzer, Bill Rogers, **152**-Terry Diehl, Mac McLendon, Steve Melnyk, Lee Mikles, Calvin Peete, Gary Player, Don Pooley, Ed Sneed, D.A. Weibring, **153**-Bob Mann, Bobby Walzel, **154**-Tommy Aaron, Homero Blancas, George Cadle, Barry Jaeckel, Mike Sullivan, **155**-Lon Hinkle, Tom Weiskopf, **156**-Joe Hager, Jerry Heard, Ed Sabo, **157**-Seve Ballesteros, Dale Douglass, Bob Shearer, **158**-Bob Zender, **159**-Frank Beard, Jeff Hewes, Dave Hill, **164**-Alan T. Pate, Bob Wynn.

# THE PLAYERS Championship Summaries

1980



Lee Trevino

**Sawgrass CC**  
**Jacksonville, FL**  
**March 20-23**  
**Purse: \$440,000**  
**Par: 36-36—72**  
**Yards: 7,083**

**LEADERS**

**First Round**

Hale Irwin.....	67 (-5)
Steve Melnyk.....	67 (-5)
George Burns.....	68 (-4)
Bill Calfee.....	68 (-4)
Danny Edwards.....	68 (-4)
Joe Inman.....	68 (-4)
Peter Jacobsen.....	68 (-4)
Ed Sneed.....	68 (-4)
Curtis Strange.....	68 (-4)
Ron Streck.....	68 (-4)
<b>Lee Trevino.....</b>	<b>68 (-4)</b>
Mike Morley.....	68 (-4)

**Second Round**

Hale Irwin.....	139 (-5)
Curtis Strange.....	139 (-5)
Steve Melnyk.....	139 (-4)
<b>Lee Trevino.....</b>	<b>139 (-4)</b>
Tom Watson.....	139 (-4)

**Third Round**

<b>Lee Trevino.....</b>	<b>208 (-8)</b>
Hubert Green.....	209 (-7)
Gary Player.....	208 (-6)
Curtis Strange.....	208 (-6)

**CUT:** 80 players at 4-over-par 148.

**PRO-AM:** \$7,500. Individual: Calvin Peete and Lon Hinkle, 67, \$675 each. Team: Howard Twitty, 54, \$750.

**WEATHER:** Partly cloudy and windy Thursday. Cloudy Friday, with rain in morning. There was a one-hour, three-minute delay starting at 9 a.m. It was partly sunny and very windy in afternoon, with gusts to 40 mph. Clear and pleasant Saturday and Sunday.

Player	Pos.	Score	Money
<b>LEE TREVINO.....</b>	<b>1</b>	<b>68-72-68-70</b>	<b>278 \$72,000.00</b>
Ben Crenshaw.....	2	71-73-69-66	279 43,200.00
Seve Ballesteros.....	3	69-73-69-69	280 23,200.00
Tom Watson.....	13	69-71-72-68	280 23,200.00
Mike Reid.....	15	70-72-72-68	282 14,600.00
John Mahaffey.....	15	70-71-72-69	282 14,600.00
Peter Jacobsen.....	15	68-74-69-71	282 14,600.00
Grier Jones.....	18	74-69-72-68	283 10,400.00
Dan Pohl.....	18	73-72-69-69	283 10,400.00
Danny Edwards.....	18	68-74-72-69	283 10,400.00
Jay Haas.....	18	72-73-67-71	283 10,400.00
Hubert Green.....	18	72-71-66-74	283 10,400.00
Gary Player.....	18	70-71-69-73	283 10,400.00
Charles Coody.....	114	69-75-69-71	284 6,400.00
Keith Fergus.....	114	70-73-70-71	284 6,400.00
Jim Colbert.....	114	71-73-69-71	284 6,400.00
Brad Bryant.....	114	72-71-69-72	284 6,400.00
Don Pooley.....	114	69-73-69-73	284 6,400.00
Hale Irwin.....	114	67-72-73-72	284 6,400.00
Jack Nicklaus.....	114	69-73-69-73	284 6,400.00
Curtis Strange.....	21	68-71-71-75	285 4,800.00
Bill Calfee.....	22	68-74-73-71	286 4,320.00
Dan Halldorson.....	22	72-74-68-72	286 4,320.00
Bruce Lietzke.....	24	72-74-74-67	287 3,165.72
Fred Marti.....	24	73-73-73-68	287 3,165.72
Rik Massengale.....	24	74-71-72-70	287 3,165.72
Steve Melnyk.....	24	67-73-76-71	287 3,165.71

Player	Pos.	Score	Money
Bruce Fleisher.....	T24	71-73-71-72	287 \$3,165.71
Mike McCullough.....	T24	71-76-68-72	287 3,165.71
George Burns.....	T24	68-74-71-74	287 3,165.71
Gibby Gilbert.....	T31	70-75-75-68	288 2,220.00
Gil Morgan.....	T31	70-78-71-69	288 2,220.00
Johnny Miller.....	T31	76-71-71-70	288 2,220.00
Bill Rogers.....	T31	69-77-71-71	288 2,220.00
Mike Hill.....	T31	70-75-71-72	288 2,220.00
Howard Twitty.....	T31	75-70-71-72	288 2,220.00
Tom Kite.....	T31	74-72-69-73	288 2,220.00
J.C. Snead.....	T31	70-71-73-74	288 2,220.00
Bob Eastwood.....	T39	73-75-70-71	289 1,760.00
Lon Hinkle.....	T39	70-74-71-74	289 1,760.00
Michael Brannan.....	T41	71-75-75-69	290 1,520.00
Chi Chi Rodriguez.....	T41	70-73-74-73	290 1,520.00
Jerry McGee.....	T41	71-75-71-73	290 1,520.00
David Graham.....	T41	70-74-72-74	290 1,520.00
Mark Hayes.....	T45	70-75-75-71	291 1,144.00
Lanny Wadkins.....	T45	69-76-72-74	291 1,144.00
Dave Stockton.....	T45	73-70-74-74	291 1,144.00
Tim Simpson.....	T45	70-74-73-74	291 1,144.00
Jim Thorpe.....	T45	72-73-71-75	291 1,144.00
Ron Streck.....	T45	68-77-70-76	291 1,144.00
Scott Simpson.....	T51	71-74-77-70	292 954.00
Barney Thompson.....	T51	70-74-77-71	292 954.00
Andy Bean.....	T51	71-73-76-72	292 954.00
Alan Tapie.....	T51	72-75-72-73	292 954.00

Player	Pos.	Score	Money
Jeff Mitchell.....	T55	71-77-74-71	293 \$904.00
Tom Weiskopf.....	T55	73-73-74-73	293 904.00
Jack Newton.....	T55	73-75-72-73	293 904.00
Greg Powers.....	T55	72-69-78-74	293 904.00
Leonard Thompson.....	T55	70-76-74-73	293 904.00
Lou Graham.....	T60	71-77-74-72	294 868.00
Jim Nelford.....	T60	74-72-75-73	294 868.00
Buddy Gardner.....	T60	70-74-77-73	294 868.00
Joe Inman.....	T60	68-75-78-73	294 868.00
Bob Murphy.....	T64	73-75-77-70	295 840.00
D.A. Weibring.....	T64	73-73-75-74	295 840.00
Terry Mauney.....	T64	72-75-72-76	295 840.00
Lee Elder.....	T67	73-73-76-74	296 816.00
Victor Regalado.....	T67	73-75-75-73	296 816.00
Craig Stadler.....	T67	73-74-70-79	296 816.00
Ed Sneed.....	T70	68-78-78-73	297 792.00
Calvin Peete.....	T70	73-72-77-75	297 792.00
Rod Funseth.....	T70	70-76-76-75	297 792.00
John Fought.....	T73	72-75-77-74	298 772.00
Lon Nielsen.....	T73	71-73-75-79	298 772.00
Bob E. Smith.....	T75	72-76-78-73	299 756.00
Wally Armstrong.....	T75	72-76-73-78	299 756.00
Terry Diehl.....	77	73-75-82-71	301 750.00
Mark Lye.....	78	73-74-78-78	303 750.00
David Edwards.....	79	75-73-80-79	307 750.00

The following players did not finish (C=cut, W=withdrew)

**C—149**-Bud Allin, George Cadle, Rod Curl, David Eger, Ray Floyd, Pat McGowan, Andy North, Jerry Pate, Tom Purtzer, Bob Shearer, Bobby Wadkins, **150**-Tommy Aaron, Rex Caldwell, Frank Conner, Bruce Devlin, Ed Dougherty, Gene Littler, Bob Mann, Ken Still, Larry Ziegler, **151**-Don Bies, Graham Marsh, Mark Pfeil, Sammy Rachels, Jack Renner, Cesar Sanudo, Jim Simons, **152**-Miller Barber, Bob Gilder, Phillip Hancock, Morris Hatalsky, Barry Jaecel, Gary Koch, Gary McCord, Mark McCumber, Orville Moody, Peter Oosterhuis, Eddie Pearce, **153**-Bob Byman, Jim Chancey, Dave Hill, Billy Kratzert, John Lister, Dana Quigley, Doug Tewell, Kermit Zarley, **154**-George Archer, Forrest Fezler, Stan Lee, John Schroeder, Bob Zender, Fuzzy Zoeller, **155**-Dave Eichelberger, Mike Sullivan, **156**-Don January, Allen Miller, Lindy Miller, **157**-Bill Sander, **159**-Bobby Walzel, **160**-Jim Dent, **W—73**-Artie McNickle, **76**-Wayne Levi, **D—147**-Larry Nelson, **68**-Mike Morley.

# THE PLAYERS Championship Summaries

1981



Raymond Floyd

**Sawgrass CC**  
**Jacksonville, FL**  
**March 19-22**  
**Purse: \$435,620**  
**Par 36-36—72**  
**Yards: 7,000**

**LEADERS**

**First Round**

Dave Eichelberger.....	68 (-4)
Mike Morley.....	68 (-4)
Jim Dent.....	69 (-3)
Barry Jaeckel.....	69 (-3)
Dan Halldorson.....	70 (-2)
Mike Sullivan.....	70 (-2)
<b>Raymond Floyd.....</b>	<b>72 (T14)</b>

**Second Round**

Barry Jaeckel.....	139 (-5)
Danny Edwards.....	140 (-4)
Dan Halldorson.....	140 (-4)
Jim Simons.....	141 (-3)
<b>Raymond Floyd.....</b>	<b>146 (T19)</b>

**Third Round**

Barry Jaeckel.....	211 (-5)
Dan Halldorson.....	214 (-2)
John Mahaffey.....	214 (-2)
Jim Simons.....	214 (-2)
Curtis Strange.....	215 (-1)
<b>Raymond Floyd.....</b>	<b>217 (T12)</b>

**CUT:** 74 players at 7-over-par 151.

**WEATHER:** High winds Thursday and Friday, a little calmer on Saturday. Heavy rains on Sunday forced postponement until Monday.

**PRO-AM:** \$10,000. Individual: Tom Kite, 66, \$1,000. Team: Dave Eichelberger, Andy Bean, Raymond Floyd, 54, \$833.33 each.

Player	Pos.	Score	Money
<b>RAYMOND FLOYD.....</b>	<b>1</b>	<b>72-74-71-68</b>	<b>285 \$72,000.00</b>
<i>(Won playoff with par on first extra hole)</i>			
Curtis Strange.....	T2	72-72-71-70	285 35,200.00
Barry Jaeckel.....	T2	69-70-72-74	285 35,200.00
Miller Barber.....	T4	72-78-69-68	287 15,750.00
Jim Colbert.....	T4	78-69-69-71	287 15,750.00
Bruce Lietzke.....	T4	73-75-68-71	287 15,750.00
Jim Simons.....	T4	73-68-73-73	287 15,750.00
Leonard Thompson.....	T8	71-76-72-69	288 11,200.00
Gary Hallberg.....	T8	71-73-72-72	288 11,200.00
Frank Conner.....	T8	74-72-70-72	288 11,200.00
Dan Halldorson.....	T8	70-70-74-74	288 11,200.00
Grier Jones.....	T12	73-73-73-70	289 7,371.43
Bobby Clampett.....	T12	75-73-71-70	289 7,371.43
Gil Morgan.....	T12	71-78-73-67	289 7,371.43
Jack Renner.....	T12	73-73-72-71	289 7,371.43
Ron Streck.....	T12	72-74-72-71	289 7,371.43
Mike Morley.....	T12	68-77-72-72	289 7,371.43
Lee Trevino.....	T12	73-73-70-73	289 7,371.42
Tom Weiskopf.....	T19	76-74-69-71	290 4,680.00
Bobby Walzel.....	T19	73-72-73-72	290 4,680.00
Tom Purtzer.....	T19	71-73-74-72	290 4,680.00
Dave Stockton.....	T19	74-73-70-73	290 4,680.00
Barney Thompson.....	T19	73-73-71-73	290 4,680.00
John Mahaffey.....	T19	73-70-71-76	290 4,680.00

Player	Pos.	Score	Money
Danny Edwards.....	25	72-68-78-73	291 \$3,520.00
Wayne Levi.....	T26	74-76-72-70	292 3,080.00
Dave Eichelberger.....	T26	68-76-74-74	292 3,080.00
Mark O'Meara.....	T26	71-73-72-76	292 3,080.00
Jay Haas.....	T29	72-73-75-73	293 2,600.00
Calvin Peete.....	T29	74-76-71-72	293 2,600.00
Seve Ballesteros.....	T29	77-69-72-75	293 2,600.00
Jack Nicklaus.....	T29	75-68-74-76	293 2,600.00
Charles Coody.....	T29	74-74-75-70	293 2,600.00
Jim Dent.....	T34	69-74-77-74	294 2,160.00
Jerry McGee.....	T34	72-75-74-73	294 2,160.00
Mark Hayes.....	T34	74-72-75-73	294 2,160.00
Bud Allin.....	T37	75-72-73-75	295 1,680.00
Hubert Green.....	T37	72-75-72-76	295 1,680.00
Bill Kratzert.....	T37	76-73-71-75	295 1,680.00
Johnny Miller.....	T37	71-74-76-74	295 1,680.00
Bobby Wadkins.....	T37	77-71-73-74	295 1,680.00
Howard Twitty.....	T37	77-74-71-73	295 1,680.00
Scott Hoch.....	T37	75-76-73-71	295 1,680.00
Joe Inman.....	T37	76-72-69-78	295 1,680.00
Pat McGowan.....	T45	73-75-72-76	296 1,144.00
Dan Pohl.....	T45	72-72-76-76	296 1,144.00
Roger Maltbie.....	T45	71-77-71-77	296 1,144.00
Arnold Palmer.....	T45	75-74-74-73	296 1,144.00
Jerry Pate.....	T45	75-76-73-72	296 1,144.00


Player	Pos.	Score	Money
Mark McCumber.....	T45	74-75-75-72	296 \$1,144.00
Ed Fiori.....	T51	75-76-71-75	297 947.20
Bill Rogers.....	T51	73-74-71-79	297 947.20
D.A. Weibring.....	T51	72-73-78-74	297 947.20
Hale Irwin.....	T51	72-75-78-72	297 947.20
Lee Elder.....	T51	75-75-76-71	297 947.20
Rex Caldwell.....	T56	72-75-73-78	298 900.00
Tom Jenkins.....	T56	74-77-72-75	298 900.00
Keith Fergus.....	T56	75-74-74-75	298 900.00
Skip Dunaway.....	T56	78-72-74-74	298 900.00
Mark Pfeil.....	T60	80-70-72-77	299 872.00
Peter Oosterhuis.....	T60	75-76-72-76	299 872.00
Mick Soli.....	T60	73-78-74-74	299 872.00
Mike Sullivan.....	T63	70-78-75-77	300 848.00
Ben Crenshaw.....	T63	74-73-77-76	300 848.00
Bob Gilder.....	T63	73-74-78-75	300 848.00
Lon Nielsen.....	T66	76-75-73-77	301 824.00
John Schroeder.....	T66	76-75-75-75	301 824.00
Don Pooley.....	T66	78-71-78-74	301 824.00
Andy North.....	T69	73-76-74-80	303 804.00
Mike Gove.....	T69	79-72-73-79	303 804.00
Bruce Douglass.....	71	73-76-79-76	304 792.00
Lou Graham.....	72	77-74-77-78	306 784.00
Rik Massengale.....	73	77-74-81-75	307 776.00
Jim Thorpe.....	74	73-77-81-78	309 768.00

The following players did not finish (C=cut, W=withdrew)

**C—152**-John Adams, John Cook, Terry Diehl, David Edwards, Gibby Gilbert, Vance Heafner, Gene Littler, Artie McNickle, Larry Nelson, Dana Quigley, Scott Simpson, Tim Simpson, Craig Stadler, Tom Watson, Larry Ziegler, **153**-Michael Brannan, Jon Chaffee, Morris Hatafsky, Lyn Lott, Mark Lye, Steve Melnyk, Ed Sneed, Lanny Wadkins, **154**-John Fought, Jaime Gonzalez, Phillip Hancock, Gary Player, Bob Shearer, **155**-Bob Eastwood, Terry Mauney, Jeff Mitchell, Bob Murphy, Jack Newton, Victor Regalado, Fuzzy Zoeller, **156**-Roger Calvin, Bobby Nichols, Alan Tapie, Tommy Valentine, **157**-George Cadle, Buddy Gardner, Mike Nicolette, Chi Chi Rodriguez, Doug Tewell, **158**-Mike McCullough, Greg Powers, **159**-Bill Calfee, Bruce Devlin, Joe Hager, Dave Hill, Gary Koch, Jim Nelford, Mike Reid, **160**-Wally Armstrong, Peter Jacobsen, Sammy Rachels, **161**-Brad Bryant, Mark Rohde, **162**-Rod Curl, David Graham, **163**-Butch Baird, Chip Beck, Antonio O. Cerda, **166**-Mike Donald, **167**-Lon Hinkle, **W—75**-Bobby Cole, **76**-George Burns, **78**-Andy Bean, **80**-J.C. Snead.

# THE PLAYERS Championship Summaries

1982



Jerry Pate

**TPC Sawgrass**  
**Ponte Vedra Beach, FL**  
**March 18-21**  
**Purse: \$500,000**  
**Par 36-36—72**  
**Yards: 6,857**

**LEADERS**

**First Round**

George Burns.....	67 (-5)
Lyn Lott.....	67 (-5)
Larry Nelson.....	67 (-5)
Vance Heafner.....	68 (-4)
Skeeter Heath.....	68 (-4)
Pat Lindsey.....	68 (-4)
Scott Simpson.....	68 (-4)
Ed Sneed.....	68 (-4)

**Jerry Pate..... 70 (T18)**

**Second Round**

Jay Haas.....	138 (-6)
Vance Heafner.....	138 (-6)
Hale Irwin.....	138 (-6)
Lyn Lott.....	138 (-6)
Scott Simpson.....	138 (-6)
Tim Simpson.....	138 (-6)
Brad Bryant.....	139 (-5)
Larry Nelson.....	139 (-5)
Ed Sneed.....	139 (-5)
Craig Stadler.....	139 (-5)

**Jerry Pate..... 143 (T22)**

**Third Round**

Brad Bryant.....	210 (-6)
Bruce Lietzke.....	210 (-6)
Vance Heafner.....	211 (-5)
Scott Simpson.....	211 (-5)
George Archer.....	212 (-4)
Hale Irwin.....	213 (-3)

**Jerry Pate..... 213 (-3)**

Tim Simpson..... 213 (-3)  
 Ed Sneed..... 213 (-3)

**CUT:** 82 players at 4-over-par 148.

**PRO-AM:** \$10,000. Individual: Raymond Floyd, 66, \$1,000. Team: Mike Sullivan, 54, \$1,000.

**WEATHER:** Clear and sunny Thursday. Friday's start was delayed 2 hours, 16 minutes by fog; play was suspended for day at 6:30 p.m. with 60 players on course. Round completed Saturday morning. After cut was made, third round started from both tees. Sunny and warm Sunday.

Player	Pos.	Score	Money
<b>JERRY PATE.....</b>	<b>1</b>	<b>70-73-70-67</b>	<b>280 \$90,000.00</b>
Scott Simpson.....	T2	68-70-73-71	282 44,000.00
Brad Bryant.....	T2	70-69-71-72	282 44,000.00
Bruce Lietzke.....	4	69-72-69-73	283 24,000.00
Roger Maltbie.....	5	69-72-73-70	284 20,000.00
Hubert Green.....	T6	73-75-70-68	286 16,187.50
Craig Stadler.....	T6	71-68-75-72	286 16,187.50
Tom Watson.....	T6	70-76-68-72	286 16,187.50
Seve Ballesteros.....	T6	73-72-69-72	286 16,187.50
Jim Booros.....	T10	73-72-71-71	287 12,500.00
Larry Nelson.....	T10	67-72-77-71	287 12,500.00
Ed Sneed.....	T10	68-71-74-74	287 12,500.00
J.C. Snead.....	T13	72-76-70-70	288 9,100.00
George Burns.....	T13	67-73-75-73	288 9,100.00
Scott Hoch.....	T13	72-70-72-74	288 9,100.00
Tim Simpson.....	T13	72-66-75-75	288 9,100.00
Vance Heafner.....	T13	68-70-73-77	288 9,100.00
Bill Rogers.....	18	73-70-75-71	289 7,500.00
Bob Eastwood.....	T19	69-72-74-75	290 6,500.00
Don January.....	T19	69-73-72-76	290 6,500.00
Hale Irwin.....	T19	70-68-75-77	290 6,500.00
Raymond Floyd.....	T22	78-70-71-72	291 4,800.00
Bob Byman.....	T22	71-75-73-72	291 4,800.00
Tom Weiskopf.....	T22	73-68-74-76	291 4,800.00
Gibby Gilbert.....	T22	69-71-74-77	291 4,800.00
George Archer.....	T22	69-73-70-79	291 4,800.00
Mike Reid.....	T27	71-74-77-70	292 3,550.00

Player	Pos.	Score	Money
Peter Jacobsen.....	T27	72-72-77-71	292 \$3,550.00
Tom Kite.....	T27	71-71-75-75	292 3,550.00
D.A. Weibring.....	T27	74-73-70-75	292 3,550.00
Jay Haas.....	T27	72-66-77-77	292 3,550.00
Andy North.....	T32	76-70-76-71	293 2,958.67
Bill Britton.....	T32	71-76-70-76	293 2,958.67
Jim Thorpe.....	T32	69-76-71-77	293 2,958.66
Nick Faldo.....	T35	75-70-75-74	294 2,412.34
John Mahaffey.....	T35	73-72-74-75	294 2,412.34
Bobby Cole.....	T35	72-75-72-75	294 2,412.33
Bruce Fleisher.....	T35	69-73-77-75	294 2,412.33
Andy Bean.....	T35	77-69-73-75	294 2,412.33
Jim Simons.....	T35	69-77-72-76	294 2,412.33
Calvin Peete.....	T41	73-73-79-70	295 1,800.00
Jim Dent.....	T41	73-73-79-71	295 1,800.00
Lee Elder.....	T41	71-76-74-74	295 1,800.00
John Cook.....	T41	72-75-73-75	295 1,800.00
Denis Watson.....	T41	72-74-73-76	295 1,800.00
Bruce Douglass.....	T41	77-69-73-76	295 1,800.00
Gil Morgan.....	T47	70-76-78-72	296 1,345.00
George Cadle.....	T47	74-74-74-74	296 1,345.00
Allen Miller.....	T47	73-75-74-74	296 1,345.00
Mike McCullough.....	T47	76-71-74-75	296 1,345.00
Ed Fiori.....	T51	70-74-80-73	297 1,184.00
Phil Hancock.....	T51	74-70-79-74	297 1,184.00
Jeff Mitchell.....	T51	75-71-76-75	297 1,184.00
Curtis Strange.....	T51	73-74-74-76	297 1,184.00

Player	Pos.	Score	Money
Lyn Lott.....	T51	67-71-80-79	297 \$1,184.00
Don Pooley.....	T56	75-71-77-75	298 1,115.00
Bobby Clampett.....	T56	73-72-78-75	298 1,115.00
Bobby Wadkins.....	T56	72-72-79-75	298 1,115.00
Doug Tewell.....	T56	70-75-77-76	298 1,115.00
Jim Barber.....	T56	72-75-74-77	298 1,115.00
Fuzzy Zoeller.....	T56	73-73-75-77	298 1,115.00
Skeeter Heath.....	T62	68-79-76-76	299 1,070.00
Barry Jaeckel.....	T62	72-75-76-76	299 1,070.00
Tommy Valentine.....	T62	73-72-72-82	299 1,070.00
Dave Barr.....	T65	75-73-79-73	300 1,030.00
Ed Dougherty.....	T65	77-71-79-73	300 1,030.00
Woody Blackburn.....	T65	72-76-78-74	300 1,030.00
Bob Gilder.....	T65	72-74-78-76	300 1,030.00
Pat Lindsey.....	T65	68-78-78-76	300 1,030.00
Dan Halldorson.....	T70	74-74-78-75	301 1,000.00
Lou Graham.....	T70	73-74-77-77	301 1,000.00
John Mazza.....	T72	75-70-76-81	302 1,000.00
Gary Hallberg.....	T72	70-78-77-77	302 1,000.00
Bob Shearer.....	T72	77-69-76-80	302 1,000.00
Keith Fergus.....	T75	73-73-81-76	303 1,000.00
Dave Eichelberger.....	T75	78-69-75-81	303 1,000.00
Dave Stockton.....	T77	73-75-78-79	305 1,000.00
Mark O'Meara.....	T77	72-76-78-79	305 1,000.00
Victor Regalado.....	79	74-72-80-81	307 1,000.00
Mark Hayes.....	80	71-76-81-80	308 1,000.00
Bill Kratzert.....	81	74-74-81-82	311 1,000.00

The following players did not finish (C=cut, W=withdrew, D=Disqualified)

**C—149**-Beau Baugh, Chip Beck, Ben Crenshaw, Joe Inman, Gary McCord, Pat McGowan, Johnny Miller, Arnold Palmer, Greg Powers, Howard Twitty, **150**-Bruce Devlin, Mike Donald, Tom Jenkins, Terry Mauney, Peter Oosterhuis, Lanny Wadkins, **151**-Joe Hager, Jim Nelford, Jack Nicklaus, Gary Player, Jack Renner, **152**-Isao Aoki, Jim Colbert, Danny Edwards, Forrest Fezler, Lonnie Nielsen, Tom Purtzer, Barney Thompson, **153**-Miller Barber, Bill Calfee, David Graham, Chi Chi Rodriguez, **154**-Jerry Heard, Mark Lye, Rik Massengale, Mark Pfeil, John Schroeder, Gary Trivisonno, **155**-Rex Caldwell, Lennie Clements, Frank Conner, Charles Coody, Terry Diehl, David Edwards, Don Levin, **156**-John Adams, Bud Allin, David Thore, **157**-Thomas Gray, Mike Nicolette, **158**-Bob Murphy, Sam Snead, **159**-Fred Couples, Mark McCumber, **160**-Mike Morley, **163**-Ron Streck, **W—72**-Rod Curl, **75**-Mike Holland, Wayne Levi, Sammy Rachel, **76**-Grier Jones, **77**-Dan Pohl, Mike Sullivan, **78**-Leonard Thompson, **D—226**-Morris Hatafsky, **82**-Lee Trevino.

# 1982 Hole-by-Hole Summary

## TPC Sawgrass

Rank	Hole	Par	Average Yardage	Average Score	Average Over Under-par	Eagles	Birdies	Pars	Bogeys	Doubles	Triples +
9	1	4	388	4.20	.20		38	291	104	11	1
17	2	5	511	4.76	.24-	4	154	238	43	4	2
11	3	3	162	3.13	.13		52	288	100	5	
15	4	4	360	3.98	.02-	1	97	276	56	13	2
3	5	4	454	4.35	.35		29	259	131	25	1
10	6	4	381	4.13	.13		61	284	81	17	2
5	7	4	439	4.29	.29		45	264	105	25	6
4	8	3	215	3.34	.34		29	258	140	15	3
13	9	5	582	5.02	.02		84	283	65	11	2
7	10	4	395	4.20	.20		47	282	101	12	3
16	11	5	529	4.91	.09-	2	126	240	64	12	1
14	12	4	336	4.00	.00	1	82	286	67	9	
6	13	3	172	3.24	.24		41	290	89	18	7
2	14	4	438	4.37	.37		33	258	120	26	8
9	15	4	426	4.16	.16		60	266	110	7	2
18	16	5	497	4.64	.36-	10	192	196	42	3	2
12	17	3	132	3.12	.12		76	291	39	30	9
1	18	4	440	4.52	.52		32	227	127	45	14
<b>TOTALS:</b>		<b>72</b>	<b>6857</b>	<b>74.51</b>	<b>3.36</b>	<b>18</b>	<b>1278</b>	<b>4777</b>	<b>1584</b>	<b>288</b>	<b>65</b>

## 1982 Scoring Recap

	ROUND 1	ROUND 2	ROUND 3	ROUND 4	TOTAL
Rounds below 70	17	12	3	2	34
Rounds below par	35	30	13	13	91
Rounds par & below	56	42	18	20	136
Rounds at even par	21	12	5	7	45
Rounds over par	91	96	64	61	312
Rounds 80 & over	7	14	6	7	34



# THE PLAYERS Championship Summaries

1983



Hal Sutton

**TPC Sawgrass**  
**Purse: \$700,000**  
**Ponte Vedra Beach, FL**  
**March 25-28**  
**Par 36-36—72**  
**Yards: 6,857**

**LEADERS**

**First Round**

Bruce Lietzke .....	68 (-4)
Bobby Clampett .....	69 (-3)
John Cook .....	69 (-3)
Bob Eastwood .....	69 (-3)
Mark McCumber .....	69 (-3)
Leonard Thompson .....	69 (-3)
<b>Hal Sutton .....</b>	<b>73 (T40)</b>

**Second Round**

John Cook .....	139 (-5)
Bobby Clampett .....	141 (-3)
Peter Jacobsen .....	141 (-3)
Don Pooley .....	141 (-3)
J.C. Snead .....	141 (-3)
<b>Hal Sutton .....</b>	<b>144 (T11)</b>

**Third Round**

John Cook .....	210 (-6)
Bobby Clampett .....	211 (-5)
Vance Heafner .....	212 (-4)
Ben Crenshaw .....	213 (3)
Peter Jacobsen .....	213 (-3)
Don Pooley .....	213 (-3)
<b>Hal Sutton .....</b>	<b>214 (T7)</b>

**CUT:** 75 players at 6-over-par 150. However, due to weather problems, the low 60 and ties played final two rounds, and there were 67 players at 5-over-par 149.

**PRO-AM:** Two \$10,000 events were held. TPC Individual: Johnny Miller, 66, \$1,000. Team: Pat McGowan, Hale Irwin, 56, \$900 each. Sawgrass Individual: Rex Caldwell, 68, \$1,000. Team: Tom Jenkins, 56, \$1,000.

**WEATHER:** Thursday's play was postponed until Friday due to heavy early morning rains. Partly cloudy and breezy Friday. Mostly sunny Saturday, with some breeze. Sunday's plan was to play 36 holes, and first tee time was 7 a.m. Play suspended at 7:02 after first group hit tee shots. Resumed at 10 a.m., using both tees, and only one round completed under cloudy skies. Beautiful on Monday.

Player	Pos.	Score	Money
<b>HAL SUTTON</b> .....	<b>1</b>	<b>73-71-70-69</b>	<b>283 \$126,000.00</b>
Bob Eastwood .....	2	69-75-71-69	284 75,600.00
Bruce Lietzke .....	T3	68-75-71-71	285 36,400.00
John Mahaffey .....	T3	72-74-72-67	285 36,400.00
John Cook .....	T3	69-70-71-75	285 36,400.00
Doug Tewell .....	T6	72-74-70-70	286 24,325.00
Vance Heafner .....	T6	72-71-69-74	286 24,325.00
Curtis Strange .....	T8	72-75-70-70	287 21,000.00
Ed Fiori .....	T8	72-73-71-71	287 21,000.00
Don Pooley .....	T10	71-70-72-75	288 17,500.00
Bobby Clampett .....	T10	69-72-70-77	288 17,500.00
Ben Crenshaw .....	T10	70-74-69-75	288 17,500.00
Larry Mize .....	T13	72-76-72-69	289 13,533.34
Wayne Levi .....	T13	72-74-71-72	289 13,533.33
Keith Fergus .....	T13	74-71-71-73	289 13,533.33
Johnny Miller .....	T16	73-73-73-71	290 11,200.00
Tommy Nakajima .....	T16	71-72-73-74	290 11,200.00
Peter Jacobsen .....	T16	73-68-72-77	290 11,200.00
Tom Purtzer .....	T19	71-73-76-71	291 8,785.00
Tom Watson .....	T19	75-74-70-72	291 8,785.00
Jack Nicklaus .....	T19	73-76-68-74	291 8,785.00
Lennie Clements .....	T19	73-70-74-74	291 8,785.00

Player	Pos.	Score	Money
Gil Morgan .....	T23	74-72-70-76	292 \$6,440.00
Barry Jaeckel .....	T23	73-71-74-74	292 6,440.00
Terry Diehl .....	T23	73-71-75-73	292 6,440.00
Raymond Floyd .....	T23	70-76-72-74	292 6,440.00
Mike McCullough .....	T27	74-74-73-72	293 4,970.00
Tom Kite .....	T27	72-75-73-73	293 4,970.00
Leonard Thompson .....	T27	69-76-74-74	293 4,970.00
Danny Edwards .....	T27	70-77-73-73	293 4,970.00
Bruce Fleisher .....	T27	73-75-75-70	293 4,970.00
Bob Murphy .....	T32	72-70-77-75	294 4,142.00
J.C. Snead .....	T32	71-70-75-78	294 4,142.00
Joe Inman .....	T32	72-72-74-76	294 4,142.00
Calvin Peete .....	T35	73-73-77-72	295 3,304.86
John Adams .....	T35	74-74-76-71	295 3,304.86
David Edwards .....	T35	72-75-73-75	295 3,304.86
Nick Faldo .....	T35	74-74-72-75	295 3,304.86
David Graham .....	T35	73-72-74-76	295 3,304.86
Seve Ballesteros .....	T35	72-75-70-78	295 3,304.85
Bob Gilder .....	T35	72-73-74-76	295 3,304.85
Allen Miller .....	42	75-74-72-75	296 2,730.00
Tim Norris .....	T43	74-74-76-73	297 2,244.67
Gary Koch .....	T43	77-71-79-70	297 2,244.67

Player	Pos.	Score	Money
Isao Aoki .....	T43	75-74-75-73	297 \$2,244.67
Frank Conner .....	T43	73-75-75-74	297 2,244.67
Peter Oosterhuis .....	T43	70-78-73-76	297 2,244.66
Dave Eichelberger .....	T43	76-73-73-75	297 2,244.66
Bobby Wadkins .....	T49	72-75-74-77	298 1,727.60
Mark O'Meara .....	T49	69-77-74-76	298 1,727.60
Mark McCumber .....	T49	69-77-75-77	298 1,727.60
Charles Coody .....	T49	76-72-79-71	298 1,727.60
Hale Irwin .....	T49	75-72-72-79	298 1,727.60
Jim Thorpe .....	T54	73-75-77-74	299 1,617.00
Arnold Palmer .....	T54	77-72-76-74	299 1,617.00
Ron Streck .....	T56	71-77-76-76	300 1,568.00
Tom Weiskopf .....	T56	70-77-81-72	300 1,568.00
Lon Hinkle .....	T56	74-73-73-80	300 1,568.00
Al Geiberger .....	T56	72-74-74-80	300 1,568.00
Gibby Gilbert .....	T56	72-74-75-79	300 1,568.00
Scott Simpson .....	T61	75-74-76-76	301 1,519.00
Jim Nelford .....	T61	72-77-72-80	301 1,519.00
Craig Stadler .....	T63	74-74-70-84	302 1,498.00
Greg Norman .....	T63	71-77-76-78	302 1,498.00
Mark Pteil .....	65	71-75-81-77	304 1,470.00
Jim Colbert .....	66	72-77-83-73	305 1,456.00

The following players did not finish (C=cut, W=withdrew, D=Disqualified)

**C—151**-Chip Beck, Thomas Gray, Hubert Green, Scott Hoch, Pat Lindsey, Mark McNulty, Dan Pohl, Clarence Rose, Ed Sneed, **152**-Brad Bryant, George Burns, Rex Caldwell, Lee Elder, Forrest Fezler, John Fought, Dan Halldorson, Phillip Hancock, Steve Melnyk, Tim Simpson, **153**-George Archer, Antonio O. Cerda, Jack Renner, **154**-Miller Barber, Woody Blackburn, Bruce Devlin, Mike Donald, Gary Hallberg, Morris Hatalsky, Pat McGowan, D.A. Weibring, **155**-Andy North, Tommy Valentine, **156**-Andy Bean, Bill Britton, Mark Lye, Payne Stewart, Lanny Wadkins, **157**-Denis Watson, **158**-Mike Reid, **159**-Jeff Mitchell, Larry Ziegler, **160**-Jodie Mudd, **161**-Jim Booros, Bob Byman, Mike Holland, Larry Nelson, **162**-Greg Powers, Fuzzy Zoeller, **163**-Victor Regalado, **165**-Bobby Cole, Fred Couples, **W—77**-Lou Graham, **80**-Jay Haas, **D—76**-Mike Sullivan.

# 1983 Hole-by-Hole Summary

## TPC Sawgrass

Rank	Hole	Par	Average Yardage	Average Score	Average Over Under-par	Eagles	Birdies	Pars	Bogeys	Doubles	Triples +
1	4	388	4.147	.147		42	252	89	5		
18	2	5	511	4.796	.204-	7	121	218	33	7	2
13	3	3	162	3.088	.088		42	274	68	4	
6	4	4	360	4.222	.222		60	223	71	30	4
5	5	4	454	4.327	.327		29	221	121	16	1
11	6	4	381	4.126	.126		43	267	66	10	2
2	* 7	4	439	4.384	.384		25	219	121	16	7
4	* 8	3	215	3.358	.358		21	222	130	15	
14	9	5	582	5.085	.085	1	66	242	65	8	6
8	10	4	395	4.157	.157		48	242	87	11	
16	11	5	529	4.930	.070-	1	91	234	58	4	
15	12	4	336	3.972	.028-		80	241	65	2	
9	13	3	172	3.147	.147		49	261	61	12	5
3	*14	4	438	4.379	.379		21	230	111	22	4
7	15	4	426	4.162	.162		40	260	77	8	3
17	16	5	497	4.799	.201-	6	126	202	50	3	1
12	17	3	132	3.098	.098		71	261	18	31	7
1	*18	4	440	4.472	.472		27	217	92	42	10
<b>TOTALS:</b>		<b>72</b>	<b>6857</b>	<b>74.649</b>	<b>2.649</b>	<b>15</b>	<b>1002</b>	<b>4286</b>	<b>1383</b>	<b>246</b>	<b>52</b>

\* in Top 1983 50 Toughest Holes

## 1983 Scoring Recap

	ROUND 1	ROUND 2	ROUND 3	ROUND 4	TOTAL
Rounds below 70	6	1	3	4	14
Rounds below par	21	14	17	14	66
Rounds par & below	39	24	26	19	108
Rounds at even par	18	10	9	5	42
Rounds over par	90	102	41	47	280
Rounds 80 & over	13	12	3	4	0

# THE PLAYERS Championship Summaries

1984



Fred Couples

**TPC Sawgrass**  
**Ponte Vedra Beach, FL**  
**March 29-April 1**  
**Purse: \$800,000**  
**Par 36-36—72**  
**Yards: 6,857**

**CUT:** 71 players at 5-over-par 149.

**PRO-AM:** Canceled due to heavy rain.

LEADERS	First Round	Second Round	Third Round
	Jim Thorpe.....68 (-4)	<b>Fred Couples ..... 135 (-9)</b>	<b>Fred Couples ..... 206 (-10)</b>
	John Mahaffey.....69 (-3)	Jim Thorpe.....137 (-7)	Seve Ballesteros.....208 (-8)
	Seve Ballesteros.....70 (-2)	Seve Ballesteros.....138 (-6)	Tom Watson .....209 (-7)
	Johnny Miller.....70 (-2)	Lanny Wadkins .....138 (-6)	Mark O'Meara .....210 (-6)
	Nick Price.....70 (-2)	Johnny Miller.....139 (-5)	Craig Stadler.....210 (-6)
	<b>Fred Couples ..... 71 (T6)</b>		Lee Trevino .....210 (-6)

**WEATHER:** Extremely windy on Thursday, with a wind velocity of 25 mph but gusts over 40 mph. Calmer and mostly sunny Friday, Saturday and Sunday.

Player	Pos.	Score	Money
<b>FRED COUPLES</b> .....	<b>1</b>	<b>71-64-71-71</b>	<b>277 \$144,000.00</b>
Lee Trevino.....	2	76-66-68-68	278 86,400.00
Seve Ballesteros.....	T3	70-68-70-74	282 46,400.00
Craig Stadler.....	T3	74-70-66-72	282 46,400.00
Lanny Wadkins.....	T5	72-66-78-67	283 30,400.00
Mark O'Meara.....	T5	72-69-69-73	283 30,400.00
Nick Price.....	7	70-72-74-68	284 26,800.00
Dan Pohl.....	T8	74-69-71-71	285 24,000.00
Tom Watson.....	T8	75-67-67-76	285 24,000.00
John Mahaffey.....	T10	69-74-69-74	286 20,800.00
Jim Thorpe.....	T10	68-69-78-71	286 20,800.00
Bruce Lietzke.....	T12	71-73-74-69	287 16,600.00
Raymond Floyd.....	T12	77-71-70-69	287 16,800.00
Tim Simpson.....	T12	71-73-74-69	287 16,800.00
David Edwards.....	T15	73-71-78-66	288 12,800.00
Hale Irwin.....	T15	73-74-72-69	288 12,800.00
Larry Mize.....	T15	75-72-67-74	288 12,800.00
Isao Aoki.....	T15	72-69-76-71	288 12,800.00
Phil Hancock.....	T15	76-70-72-70	288 12,800.00
Jim Colbert.....	T20	74-75-72-68	289 8,666.67
Donnie Hammond.....	T20	77-70-69-73	289 8,666.67
Pat Lindsey.....	T20	73-71-75-70	289 8,666.67
Wayne Levi.....	T20	71-71-76-71	289 8,666.67
Nick Faldo.....	T20	73-73-74-69	289 8,666.67

Player	Pos.	Score	Money
Keith Fergus.....	T20	74-73-72-70	289 \$8,666.66
Peter Oosterhuis.....	T26	73-69-74-74	290 6,160.00
Ben Crenshaw.....	T26	74-73-73-70	290 6,160.00
Mike Sullivan.....	T26	75-70-71-74	290 6,160.00
Chip Beck.....	T29	77-72-73-69	291 5,320.00
Jay Haas.....	T29	71-69-74-77	291 5,320.00
Johnny Miller.....	T29	70-69-78-74	291 5,320.00
Bernhard Langer.....	T29	72-70-75-74	291 5,320.00
John Fought.....	T33	75-72-73-72	292 4,050.00
Curtis Strange.....	T33	74-73-74-71	292 4,050.00
Scott Simpson.....	T33	75-74-72-71	292 4,050.00
Barry Jaeckel.....	T33	72-72-72-76	292 4,050.00
George Archer.....	T33	76-69-77-70	292 4,050.00
Brad Faxon.....	T33	75-72-77-68	292 4,050.00
Jack Nicklaus.....	T33	78-70-75-69	292 4,050.00
Clarence Rose.....	T33	73-72-72-75	292 4,050.00
Tom Purtzer.....	T41	76-69-76-72	293 3,120.00
Hal Sutton.....	T41	71-70-74-78	293 3,120.00
David Graham.....	T41	76-73-73-71	293 3,120.00
Russ Cochran.....	T44	72-74-76-72	294 2,361.15
John Cook.....	T44	71-76-73-74	294 2,361.15
Willie Wood.....	T44	72-73-77-72	294 2,361.14
Gil Morgan.....	T44	72-76-73-73	294 2,361.14
Ron Streck.....	T44	76-72-73-73	294 2,361.14

Player	Pos.	Score	Money
Dave Eichelberger.....	T44	74-72-73-75	294 \$2,361.14
Scott Hoch.....	T44	78-71-72-73	294 2,361.14
Tom Jenkins.....	T51	80-69-72-74	295 1,925.34
Peter Jacobsen.....	T51	75-73-76-71	295 1,925.33
Tom Kite.....	T51	74-70-74-77	295 1,925.33
Larry Rinker.....	T54	73-67-85-71	296 1,824.00
Allen Miller.....	T54	76-72-73-75	296 1,824.00
Tommy Nakajima.....	T54	74-71-76-75	296 1,824.00
Gary Hallberg.....	T54	73-71-78-74	296 1,824.00
Gary Koch.....	T54	77-71-75-73	296 1,824.00
Wally Armstrong.....	T59	76-73-74-74	297 1,768.00
Gibby Gilbert.....	T59	76-72-79-70	297 1,768.00
Gary Player.....	T61	74-73-74-77	298 1,744.00
Larry Nelson.....	T62	75-72-74-78	299 1,720.00
Bob Eastwood.....	T62	74-72-77-76	299 1,720.00
Payne Stewart.....	T64	79-70-75-76	300 1,688.00
Bobby Clampett.....	T64	73-75-79-73	300 1,688.00
Arnold Palmer.....	T66	72-76-76-77	301 1,640.00
Buddy Gardner.....	T66	73-75-73-80	301 1,640.00
Thomas Gray.....	T66	75-73-79-74	301 1,640.00
Hubert Green.....	T66	71-78-81-71	301 1,640.00
Lennie Clements.....	T70	72-76-77-77	302 1,600.00
Danny Edwards.....	T71	76-72-78-79	305 1,584.00

The following players did not finish (C—cut, W—withdraw, Disqualified)

**C—150**-Rex Caldwell, Jim Dent, Lou Graham, Mac O'Grady, Sammy Rachel, Doug Tewell, **151**-Dave Barr, Andy Bean, Mark Brooks, Frank Conner, Ralph Landrum, Greg Norman, Tim Norris, Greg Powers, Joey Rasset, Joey Sindelar, Bobby Wadkins, **152**-John Adams, Mike Donald, Dan Halldorson, Mark Lye, Pat McGowan, David Ogren, Mark Pfeil, Don Pooley, Victor Regalado, Mike Reid, Jack Renner, Ed Sneed, **153**-Bill Britton, Mark Hayes, Joe Inman, Griff Moody, Jerry Pate, D.A. Weibring, **154**-Ronnie Black, George Cadle, Lee Elder, Al Geiberger, Steven Liebler, Jim Nelford, Bill Rogers, Tom Weiskopf, **155**-Brad Bryant, George Burns, Roger Maltbie, Richard Zokol, **156**-Bob Gilder, Gary McCord, Andy North, **157**-T.C. Chen, Ken Green, Corey Pavin, J.C. Sneed, **158**-Bob Boyd, Bruce Fleisher, Dave Stockton, Leonard Thompson, **159**-Jim Booros, Bob Murphy, Bill Sander, Tony Sills, **160**-Morris Hataalsky, Bob Shearer, **161**-Denis Watson, **165**-Ed Fiori, **166**-Dan Forsman, **169**-Lon Hinkle, **W—76**-Mike Nicolette, **79**-Vance Heafner, **88**-Mike McCullough, **D—72**-Mark McCumber, -Jeff Mitchell.

# 1984 Hole-by-Hole Summary

## TPC Sawgrass

Rank	Hole	Par	Average Yardage	Average Score	Average Over Under-par	Eagles	Birdies	Pars	Bogeys	Doubles	Triples +
11	1	4	388	4.132	.132		51	276	88	8	1
17	2	5	511	4.847	.153-	4	132	223	56	8	1
7	3	3	162	3.200	.200		34	277	107	6	
14	4	4	360	4.092	.092	2	84	237	76	24	1
9	5	4	454	4.158	.158	2	44	273	95	10	
8	6	4	381	4.163	.163		59	254	95	15	1
3	7	4	439	4.259	.259		49	247	106	15	7
4	8	3	215	3.257	.257		34	257	123	10	
12	9	5	582	5.123	.123	1	62	264	80	15	2
10	10	4	395	4.151	.151		45	277	96	5	1
16	11	5	529	4.873	.127-	4	120	240	48	10	2
15	12	4	336	3.955	.045-		82	285	52	4	1
13	13	3	172	3.116	.116		59	275	76	11	3
6	14	4	438	4.231	.231	1	44	260	97	19	3
4	15	4	426	4.257	.257		46	246	110	21	1
18	16	5	497	4.620	.380-	13	189	177	37	7	1
2	*17	3	132	3.368	.368		57	247	49	58	13
1	*18	4	440	4.571	.571		22	220	122	42	18
<b>TOTALS:</b>		<b>72</b>	<b>6857</b>	<b>74.373</b>	<b>2.373</b>	<b>27</b>	<b>1213</b>	<b>4535</b>	<b>1513</b>	<b>288</b>	<b>56</b>

\* in Top 1984 50 Toughest Holes

## 1984 Scoring Recap

	ROUND 1	ROUND 2	ROUND 3	ROUND 4	TOTAL
Rounds below 70	2	16	7	13	38
Rounds below par	13	34	12	30	89
Rounds par & below	25	56	21	35	137
Rounds at even par	12	22	9	5	48
Rounds over par	118	83	50	36	287
Rounds 80 & over	26	7	2	1	36

# THE PLAYERS Championship Summaries

1985



Calvin Peete

**TPC Sawgrass**  
**Ponte Vedra Beach, FL**  
**March 28-31**  
**Purse: \$900,000**  
**Par 36-36—72**  
**Yards: 6,857**

**LEADERS**

**First Round**

Hale Irwin.....	67 (-5)
Morris Hatalsky.....	68 (-4)
Bernhard Langer.....	68 (-4)
Larry Rinker.....	68 (-4)
D.A. Weibring.....	68 (-4)
<b>Calvin Peete.....</b>	<b>70 (T9)</b>

**Second Round**

D.A. Weibring.....	136 (-8)
Dan Halldorson.....	138 (-6)
Bernhard Langer.....	138 (-6)
Hale Irwin.....	139 (-5)
<b>Calvin Peete.....</b>	<b>139 (-5)</b>

**Third Round**

Hale Irwin.....	208 (-8)
<b>Calvin Peete.....</b>	<b>208 (-8)</b>
D.A. Weibring.....	208 (-8)
Gary Hallberg.....	210 (-6)
Dan Halldorson.....	210 (-6)

**CUT:** 75 players at 2-over-par 146.

**PRO-AM:** \$15,000. Individual: Peter Jacobsen, Greg Norman and Woody Blackburn, 69, \$1,250 each. Team: Peter Jacobsen, 52, \$1,500.

**WEATHER:** Sunny and mild all week, with light winds in the morning getting stronger in the afternoon. Near perfect conditions all week. Winds were considerably stronger on Sunday.

Player	Pos.	Score	Money
<b>CALVIN PEETE.....</b>	<b>1</b>	<b>70-69-69-66</b>	<b>274 \$162,000.00</b>
D.A. Weibring.....	2	68-68-72-69	277 97,200.00
Larry Rinker.....	3	68-72-71-70	281 61,200.00
Gary Hallberg.....	4	72-71-67-72	282 43,200.00
Hale Irwin.....	T5	67-72-69-75	283 34,200.00
Dan Halldorson.....	T5	70-68-72-73	283 34,200.00
Bruce Lietzke.....	T7	71-72-70-71	284 27,112.50
Lon Hinkle.....	T7	71-72-71-70	284 27,112.50
Bernhard Langer.....	T7	68-70-75-71	284 27,112.50
Isao Aoki.....	T7	70-75-74-65	284 27,112.50
Doug Tewell.....	T11	75-67-72-71	285 22,500.00
Pat McGowan.....	T12	70-74-70-72	286 20,700.00
Craig Stadler.....	T13	73-70-75-69	287 16,875.00
Bill Rogers.....	T13	73-72-71-71	287 16,875.00
Payne Stewart.....	T13	73-70-69-75	287 16,875.00
Dan Forsman.....	T13	74-69-69-75	287 16,875.00
Don Pooley.....	T17	72-72-71-73	288 12,600.00
Mark O'Meara.....	T17	70-75-72-71	288 12,600.00
Jack Nicklaus.....	T17	71-70-71-76	288 12,600.00
J.C. Snead.....	T17	71-71-74-72	288 12,600.00
Jim Dent.....	T17	71-74-74-69	288 12,600.00
Hal Sutton.....	T22	76-69-70-74	289 8,640.00
Nick Price.....	T22	73-69-72-75	289 8,640.00
Brett Upper.....	T22	72-70-73-74	289 8,640.00
Dave Barr.....	T22	75-70-71-73	289 8,640.00

Player	Pos.	Score	Money
Ken Brown.....	T22	75-70-73-71	289 \$8,640.00
Clarence Rose.....	T27	75-68-72-75	290 6,255.00
Fuzzy Zoeller.....	T27	72-74-72-72	290 6,255.00
Roger Maltbie.....	T27	74-71-70-75	290 6,255.00
Joey Sindelar.....	T27	73-70-71-76	290 6,255.00
Howard Twitty.....	T27	74-71-73-72	290 6,255.00
Ed Fiori.....	T27	72-72-73-73	290 6,255.00
Curtis Strange.....	T33	70-73-72-76	291 4,654.29
Jim Colbert.....	T33	71-73-74-73	291 4,654.29
Raymond Floyd.....	T33	75-71-71-74	291 4,654.29
David Graham.....	T33	73-71-76-71	291 4,654.29
Scott Simpson.....	T33	73-73-70-75	291 4,654.28
Ben Crenshaw.....	T33	72-71-73-75	291 4,654.28
Bob Gilder.....	T33	72-74-71-74	291 4,654.28
Allen Miller.....	T40	71-74-74-73	292 3,154.00
Mark Pfeil.....	T40	73-72-71-76	292 3,154.00
Tom Purtzer.....	T40	74-69-72-77	292 3,154.00
Jodie Mudd.....	T40	71-70-75-76	292 3,154.00
Mike Reid.....	T40	72-74-71-75	292 3,154.00
Mike Nicolette.....	T40	77-69-75-71	292 3,154.00
Ronnie Black.....	T40	69-75-71-77	292 3,154.00
Mike Bright.....	T40	72-73-75-72	292 3,154.00
Keith Fergus.....	T40	72-72-75-73	292 3,154.00
Greg Twiggs.....	T49	73-72-67-81	293 2,199.00
Richard Zokol.....	T49	71-75-70-77	293 2,199.00

Player	Pos.	Score	Money
Greg Norman.....	T49	71-71-74-77	293 \$2,199.00
George Archer.....	T49	72-74-75-72	293 2,199.00
Fred Couples.....	T49	73-72-74-74	293 2,199.00
Mike Donald.....	T49	71-71-77-74	293 2,199.00
Jack Renner.....	T55	75-71-72-76	294 2,007.00
Lee Trevino.....	T55	73-73-70-78	294 2,007.00
Andy North.....	T55	72-72-75-75	294 2,007.00
Tom Watson.....	T55	71-74-72-77	294 2,007.00
Chris Perry.....	T55	72-71-70-81	294 2,007.00
Gibby Gilbert.....	T55	75-70-73-76	294 2,007.00
Gary Koch.....	T55	74-72-76-72	294 2,007.00
Jay Haas.....	T55	73-72-75-74	294 2,007.00
Barry Jaeckel.....	T63	71-73-73-78	295 1,926.00
Jerry Pate.....	T64	75-70-74-77	296 1,872.00
Bobby Wadkins.....	T64	69-76-75-76	296 1,872.00
Peter Oosterhuis.....	T64	71-75-75-75	296 1,872.00
Phil Blackmar.....	T64	73-73-79-71	296 1,872.00
Tom Kite.....	T64	70-75-75-76	296 1,872.00
Denis Watson.....	T69	73-69-76-79	297 1,791.00
Arnold Palmer.....	T69	74 72 75-76	297 1,791.00
Ralph Landrum.....	T69	73-73-70-81	297 1,791.00
Danny Edwards.....	T69	74-72-70-81	297 1,791.00
Bobby Clampett.....	T73	74 70-76-78	298 1,746.00
Dan Pohl.....	T74	71-73-74-81	299 1,728.00

The following players did not finish (C=cut, W=withdrew)

**C—147**-Paul Azinger, Andy Bean, Mark Brooks, T.C. Chen, Frank Conner, John Cook, Brad Faxon, John Fought, Buddy Gardner, Morris Hatalsky, Pat Lindsey, Willie Wood, **148**-Bob Eastwood, Wayne Grady, Hubert Green, Andrew Magee, John Mahaffey, Mark McCumber, Gil Morgan, Tim Simpson, **149**-David Edwards, Nick Faldo, Mark Hayes, Sandy Lyle, Loren Roberts, Lance Ten Broeck, **150**-Seve Ballesteros, George Burns, Russ Cochran, Scott Hoch, Peter Jacobsen, Larry Mize, Corey Pavin, Victor Regalado, Gene Sauers, Jim Thorpe, **151**-Woody Blackburn, Bill Glasson, Jim Nelford, Tim Norris, **152**-Brad Fabel, Joe Inman, Wayne Levi, David Lundstrom, Johnny Miller, Larry Nelson, David Ogren, Jim Simons, Tommy Valentine, **153**-John Adams, Phillip Hancock, Tony Sills, **154**-Tom Jenkins, Billy Kratzert, Dave Stockton, Ron Streck, Lanny Wadkins, **155**-Chip Beck, Jay Delsing, Donnie Hammond, Sammy Ratchels, **156**-Rex Caldwell, **159**-Tommy Nakajima, **160**-Lou Graham, **164**-Bob Lohr, Gary McCord, **W—217**-Mike Sullivan, **77**-Mac O'Grady, **78**-Vance Heafner, **84**-Mike Smith.



# 1985 Hole-by-Hole Summary

## TPC Sawgrass

Rank	Hole	Par	Average Yardage	Average Score	Average Over Under-par	Eagles	Birdies	Pars	Bogeys	Doubles	Triples +
14	1	4	388	4.009	.009	2	62	302	66	2	
16	2	5	511	4.878	.122-	5	117	247	58	5	2
12	3	3	162	3.048	.048		58	301	72	2	1
4	4	4	360	4.210	.210	1	82	228	87	27	9
3	5	4	454	4.253	.253		34	276	108	12	4
6	6	4	381	4.198	.198		50	266	103	12	3
9	7	4	439	4.085	.085		67	274	82	11	
5	8	3	215	3.203	.203		37	283	105	7	2
15	9	5	582	4.968	.032-	1	92	267	68	6	
11	10	4	395	4.055	.055		58	301	69	5	1
13	11	5	529	5.030	.030	3	74	271	79	7	
16	12	4	336	3.878	.122-		106	278	47	3	
7	13	3	172	3.175	.175		40	298	80	13	3
1	*14	4	438	4.300	.300		41	255	110	23	5
8	15	4	426	4.101	.101		57	290	74	12	1
18	16	5	497	4.829	.171-	5	122	256	45	5	1
10	17	3	132	3.058	.058		75	291	39	27	2
2	18	4	440	4.263	.263		35	289	78	26	6
<b>TOTALS:</b>		<b>72</b>	<b>6857</b>	<b>73.541</b>	<b>1.541</b>	<b>17</b>	<b>1207</b>	<b>4973</b>	<b>1370</b>	<b>205</b>	<b>40</b>

\* in Top 1985 50 Toughest Holes

## 1985 Scoring Recap

	ROUND 1	ROUND 2	ROUND 3	ROUND 4	TOTAL
Rounds below 70	8	15	6	5	34
Rounds below par	33	40	28	16	117
Rounds par & below	52	61	39	24	176
Rounds at even par	19	21	11	8	59
Rounds over par	92	80	36	50	258
Rounds 80 & over	8	7		5	20

# THE PLAYERS Championship Summaries

1986



John Mahaffey

**TPC Sawgrass**  
**Ponte Vedra Beach, FL**  
**March 27-30**  
**Purse: \$900,000**  
**Par 36-36—72**  
**Yards: 6,857**

**LEADERS**

**First Round**

Keith Fergus.....	66 (-6)
Ken Green.....	66 (-6)
Larry Mize.....	66 (-6)
Tony Sills.....	66 (-6)
Bob Tway.....	66 (-6)
<b>John Mahaffey.....</b>	<b>69 (T16)</b>

**Second Round**

Larry Mize.....	134 (-10)
Bob Murphy.....	134 (-10)
Dave Rummells.....	135 (-9)
David Edwards.....	134 (-8)
Doug Tewell.....	134 (-8)
Brett Upper.....	134 (-8)
<b>John Mahaffey.....</b>	<b>139 (T12)</b>

**Third Round**

Larry Mize.....	200 (-16)
<b>John Mahaffey.....</b>	<b>204 (-12)</b>
Bob Murphy.....	208 (-8)
Tim Simpson.....	208 (-8)

**CUT:** 75 players at even-par 144.

**WEATHER:** Very pleasant every day with a little more wind on Saturday.

**PRO-AM:** \$10,000. Individual: Calvin Peete and Mark McCumber, 68, \$900 each. Team: Ben Crenshaw, 47, \$1,000.

Player	Pos.	Score	Money
<b>JOHN MAHAFFEY.....</b>	<b>1</b>	<b>69-70-65-71</b>	<b>275 \$162,000.00</b>
Larry Mize.....	2	66-68-66-76	276 97,200.00
Tim Simpson.....	3	72-70-66-72	280 61,200.00
Jim Thorpe.....	T4	69-68-74-70	281 37,200.00
Brett Upper.....	T4	71-65-73-72	281 37,200.00
Tom Kite.....	T4	69-69-71-72	281 37,200.00
Hal Sutton.....	T7	71-72-68-71	282 28,050.00
John Cook.....	T7	71-73-70-68	282 28,050.00
Jay Haas.....	T7	73-68-73-68	282 28,050.00
Doug Tewell.....	T10	68-68-74-73	283 21,600.00
Dave Rummells.....	T10	70-65-79-69	283 21,600.00
Bob Tway.....	T10	66-73-72-72	283 21,600.00
Payne Stewart.....	T10	71-67-75-70	283 21,600.00
Davis Love III.....	T14	71-71-75-67	284 16,200.00
Bob Murphy.....	T14	69-65-74-76	284 16,200.00
Scott Hoch.....	T14	69-74-71-70	284 16,200.00
Joey Sindelar.....	T17	70-70-73-72	285 13,950.00
Ronnie Black.....	T17	70-71-74-70	285 13,950.00
Jim Simons.....	T19	69-72-70-75	286 12,150.00
David Edwards.....	T19	67-69-76-74	286 12,150.00
Tom Sieckmann.....	T21	70-69-77-71	287 7,627.50
Larry Rinker.....	T21	72-70-75-70	287 7,627.50
Lee Trevino.....	T21	68-73-70-76	287 7,627.50
Dick Mast.....	T21	69-73-68-77	287 7,627.50
Andy Bean.....	T21	70-73-72-72	287 7,627.50

Player	Pos.	Score	Money
Charles Bolling.....	T21	73-70-73-71	287 \$7,627.50
Jim Colbert.....	T21	73-70-73-71	287 7,627.50
Danny Edwards.....	T21	68-72-74-73	287 7,627.50
Keith Fergus.....	T21	66-73-73-75	287 7,627.50
Raymond Floyd.....	T21	67-73-75-72	287 7,627.50
Gary Koch.....	T21	72-70-72-73	287 7,627.50
Kenny Knox.....	T21	71-73-69-74	287 7,627.50
Tony Sills.....	T33	66-75-70-77	288 4,654.29
Ken Green.....	T33	66-75-76-71	288 4,654.29
Morris Hatafsky.....	T33	74-70-69-75	288 4,654.29
Peter Jacobsen.....	T33	72-69-72-75	288 4,654.29
D.A. Weibring.....	T38	70-71-74-73	288 4,654.28
Greg Norman.....	T38	70-71-77-70	288 4,654.28
Mark O'Meara.....	T33	68-74-74-72	288 4,654.28
David Ogriin.....	T40	70-74-71-74	289 3,240.00
Mike Sullivan.....	T40	72-68-75-74	289 3,240.00
Lanny Wadkins.....	T40	67-73-76-73	289 3,240.00
Loren Roberts.....	T40	70-73-73-73	289 3,240.00
Jeff Sluman.....	T40	70-74-75-70	289 3,240.00
Mike Donald.....	T40	73-71-72-73	289 3,240.00
Bruce Lietzke.....	T40	70-71-75-73	289 3,240.00
Bernhard Langer.....	T40	70-73-73-73	289 3,240.00
Mark Pfeil.....	T48	69-74-70-77	290 2,262.00
Tom Purtzer.....	T48	72-70-77-71	290 2,262.00
Dave Stockton.....	T48	72-72-76-70	290 2,262.00

Player	Pos.	Score	Money
Wayne Levi.....	T48	73-71-76-70	290 \$2,262.00
David Frost.....	T48	70-69-75-76	290 2,262.00
Roger Maltbie.....	T48	70-73-79-68	290 2,262.00
Chris Perry.....	T54	69-72-72-78	291 2,061.00
Mark Wiebe.....	T54	68-72-78-73	291 2,061.00
Tim Norris.....	T54	74-68-74-75	291 2,061.00
Ben Crenshaw.....	T54	73-71-73-74	291 2,061.00
Tom Watson.....	T58	70-74-74-74	292 1,971.00
Nick Price.....	T58	71-67-75-79	292 1,971.00
Corey Pavin.....	T58	70-72-72-78	292 1,971.00
Frank Conner.....	T58	70-73-77-72	292 1,971.00
Gil Morgan.....	T58	70-73-73-76	292 1,971.00
Mike Hulbert.....	T58	69-68-78-77	292 1,971.00
Paul Azinger.....	T64	70-71-77-75	293 1,890.00
Dave Barr.....	T64	69-72-73-79	293 1,890.00
Tommy Nakajima.....	T64	69-7s-78-71	293 1,890.00
J.C. Snead.....	T67	68-73-74-79	294 1,818.00
Dennis Trixler.....	T67	71-73-74-76	294 1,818.00
Ken Brown.....	T67	72-71-76-75	294 1,818.00
Tze-Chung Chen.....	T67	71-69-82-72	294 1,818.00
Barry Jaeckel.....	T67	70-73-76-75	294 1,818.00
Greg Ladehoff.....	T72	73-69-78-76	296 1,755.00
Steve Pate.....	T72	71-72-78-75	296 1,755.00
Willie Wood.....	T74	67-73-77-80	297 1,728.00
George Burns.....	T75	71-73-7s-80	299 1,710.00

The following players did not finish (C=cut, W=withdrew)

**C—145**-George Archer, Lennie Clements, Brad Faxon, Dan Forsman, Buddy Gardner, Bob Gilder, Bill Glasson, Hubert Green, Mark Lye, Sandy Lyle, Johnny Miller, Jodie Mudd, Scott Simpson, Leonard Thompson, **146**-Chip Beck, Jay Delsing, Bob Eastwood, Brad Fabel, Jim Gallagher, Jr., Dan Halldorson, Bill Israelson, Calvin Peete, Mike Reid, Bill Rogers, Bill Sander, Gene Sauers, Curtis Strange, Ron Streck, **147**-Rex Caldwell, Russ Cochran, Andy Dillard, Nick Faldo, Ed Fiori, Hale Irwin, Billy Kratzert, Pat Lindsey, Pat McGowan, Jack Nicklaus, Craig Stadler, Howard Twitty, Bobby Wadkins, **148**-Woody Blackburn, Bob Lohr, Andrew Magee, Mark McCumber, Fuzy Zoeller, **149**-Mark Hayes, Joe Inman, Larry Nelson, Scott Verplank (A), **150**-Kikuo Arai, Antonio O. Carda, Bobby Clampett, David Graham, Gary Hallberg, Andy North, Dan Pohl, Don Pooley, **151**-Mac O'Grady, Richard Zokol, **152**-John Adams, Isao Aoki, Arnold Palmer, **153**-Wayne Grady, **154**-Lon Hinkle, **155**-Phil Blackmar, **156**-Clarence Rose, **157**-Fred Couples, **W—82**-Donnie Hammond.

# 1986 Hole-by-Hole Summary

## TPC Sawgrass

Rank	Hole	Par	Average Yardage	Average Score	Average Over Under-par	Eagles	Birdies	Pars	Bogeys	Doubles	Triples +
8	1	4	388	4.043	.043		64	293	77	3	
17	2	5	511	4.716	.284-	3	168	221	41	3	1
13	3	3	162	2.989	.011-	1	61	320	52	3	
15	4	4	360	3.945	.055-		95	285	45	10	2
4	5	4	454	4.208	.208		49	271	98	15	4
9	6	4	381	4.034	.034		61	306	64	6	
2	* 7	4	439	4.339	.339		30	257	122	28	
3	8	3	215	3.224	.224		20	307	102	8	
10	9	5	582	5.032	.032		79	280	65	12	1
5	10	4	395	4.188	.188	1	51	265	106	13	1
16	11	5	529	4.737	.263-	6	154	231	41	5	
14	12	4	336	3.966	.034-		75	306	52	4	
11	13	3	172	3.027	.027		57	318	55	7	
11	14	4	438	4.027	.027		63	307	60	6	1
6	15	4	426	4.140	.140		44	294	93	6	
18	16	5	497	4.606	.394-	9	204	181	38	4	1
7	17	3	132	3.066	.066	1	79	288	37	26	6
1	*18	4	440	4.359	.359		30	274	93	32	8
<b>TOTALS:</b>		<b>72</b>	<b>6857</b>	<b>72.648</b>	<b>.648</b>	<b>21</b>	<b>1384</b>	<b>5004</b>	<b>1241</b>	<b>191</b>	<b>25</b>

\* in Top 1986 50 Toughest Holes

## 1986 Scoring Recap

	ROUND 1	ROUND 2	ROUND 3	ROUND 4	TOTAL
Rounds below 70	28	20	7	5	60
Rounds below par	73	46	15	22	156
Rounds par & below	94	63	22	32	211
Rounds at even par	21	17	7	10	55
Rounds over par	50	80	53	43	226
Rounds 80 & over	3	2	1	2	8

# THE PLAYERS Championship Summaries

1987



Sandy Lyle

**TPC Sawgrass**  
**Ponte Vedra Beach, FL**  
**March 26-29**  
**Purse: \$1,000,000**  
**Par: 36-36—72**  
**Yards: 6,857**

**LEADERS**

**First Round**

Steve Jones .....	66 (-6)
Bob Eastwood .....	67 (-5)
Brad Fabel .....	67 (-5)
<b>Sandy Lyle .....</b>	<b>67 (-5)</b>
Greg Norman .....	67 (-5)
13 players at 68.	

**Second Round**

Steve Jones .....	133 (-11)
Mark O'Meara .....	133 (-11)
Dan Pohl .....	134 (-10)
Scott Simpson .....	134 (-10)
<b>Sandy Lyle .....</b>	<b>138 (T11)</b>

**Third Round**

Mark O'Meara .....	202 (-14)
Scott Simpson .....	202 (-14)
Ben Crenshaw .....	204 (-12)
<b>Sandy Lyle .....</b>	<b>204 (-12)</b>
Jeff Sluman .....	205 (-11)

**CUT:** 72 players at 1-under-par 143.

**WEATHER:** Play was suspended at 12:30 p.m. Thursday due to lightning and heavy rain. Resumed at 1:50. Play suspended again at 3:55 due to heavy rain. The first round was completed for 72 players Friday morning, starting

at 7:30 a.m. Second round started at 9:45 Friday, but was suspended at 4:42 p.m. due to rain. Round completed Saturday morning for 72 players, starting at 7:30. Partly cloudy and no rain Saturday. Some light showers Sunday.

Player	Pos.	Score	Money
<b>SANDY LYLE</b> .....	<b>1</b>	<b>67-71-66-70</b>	<b>274 \$180,000.00</b>
<i>(Won playoff with par on third extra hole)</i>			
Jeff Sluman .....	2	70-66-69-69	274 108,000.00
Mark O'Meara .....	3	68-65-69-73	275 68,000.00
Scott Simpson .....	T4	69-65-68-74	276 44,000.00
Greg Norman .....	T4	67-68-71-70	276 44,000.00
Paul Azinger .....	6	68-70-68-71	277 36,000.00
Dan Pohl .....	T7	68-66-75-69	278 32,250.00
Bill Glasson .....	T7	69-69-68-72	278 32,250.00
Tom Purtzer .....	T9	69-67-72-71	279 27,000.00
Tom Kite .....	T9	72-70-67-70	279 27,000.00
Ben Crenshaw .....	T9	70-68-66-75	279 27,000.00
Larry Mize .....	T12	70-70-69-71	280 21,000.00
Mark McCumber .....	T12	69-71-69-71	280 21,000.00
Brad Fabel .....	T12	67-68-75-70	280 21,000.00
Mike Reid .....	T1s	72-69-69-71	281 16,000.00
Tommy Nakajima .....	T15	69-70-70-72	281 16,000.00
Hubert Green .....	T15	69-71-72-69	281 16,000.00
David Frost .....	T15	70-69-71-71	281 16,000.00
Steve Jones .....	T15	66-67-76-72	281 16,000.00
Mark Wiebe .....	T20	70-69-71-72	282 11,650.00
Chris Perry .....	T20	68-71-70-73	282 11,650.00
Morris Hatalasky .....	T20	73-69-70-70	282 11,650.00
Keith Clearwater .....	T20	73-70-71-68	282 11,650.00
Nick Price .....	T24	71-68-68-76	283 7,737.50

Player	Pos.	Score	Money
Hal Sutton .....	T24	68-74-71-70	283 \$7,737.50
Hale Irwin .....	T24	68-68-74-73	283 7,737.50
Isao Aoki .....	T24	68-73-72-70	283 7,737.50
Mike Hulbert .....	T24	71-71-71-70	283 7,737.50
Buddy Gardner .....	T24	69-69-75-70	283 7,737.50
Ken Green .....	T24	71-72-69-71	283 7,737.50
Bernhard Langer .....	T24	72-71-71-69	283 7,737.50
Gene Sauers .....	T32	68-72-72-72	284 5,414.29
Curt Byrum .....	T32	69-68-73-74	284 5,414.29
David Edwards .....	T32	70-70-70-74	284 5,414.29
John Mahaffey .....	T32	70-72-69-73	284 5,414.29
Dave Rummells .....	T32	68-71-73-72	284 5,414.28
Jack Renner .....	T32	70-73-69-72	284 5,414.28
Bob Gilder .....	T32	73-68-72-71	284 5,414.28
Clarence Rose .....	T39	73-69-70-73	285 4,400.00
Scott Hoch .....	T39	76-65-70-74	285 4,400.00
Don Pooley .....	T41	74-68-73-71	286 3,900.00
Mike Nicolette .....	T41	73-69-70-74	286 3,900.00
Bobby Cole .....	T41	70-70-71-75	286 3,900.00
T.C. Chen .....	T44	71-69-73-74	287 3,023.34
Chip Beck .....	T44	71-71-76-69	287 3,023.33
Bill Rogers .....	T44	69-73-69-76	287 3,023.33
Bob Murphy .....	T44	73-70-69-75	287 3,023.33
John Inman .....	T44	73-70-72-72	287 3,023.33
Lennie Clements .....	T44	74-67-72-74	287 3,023.33

Player	Pos.	Score	Money
Jay Haas .....	T50	70-73-74-71	288 \$2,435.00
Mark Calcavecchia .....	T50	73-69-73-73	288 2,435.00
Corey Pavin .....	T50	75-68-70-75	288 2,435.00
Rocco Mediate .....	T50	71-72-76-69	288 2,435.00
Fuzzy Zoeller .....	T54	75-67-73-74	289 2,270.00
Bob Eastwood .....	T54	67-73-74-75	289 2,270.00
Barry Jaeckel .....	T54	72-69-72-76	289 2,270.00
Andy North .....	T54	70-69-76-74	289 2,270.00
Mark Hayes .....	T54	70-70-73-76	289 2,270.00
Andy Dillard .....	T54	70-73-73-73	289 2,270.00
Russ Cochran .....	T60	72-70-76-72	290 2,200.00
Ken Brown .....	T61	71-71-69-80	291 2,170.00
Dan Forsman .....	T61	71-69-74-77	291 2,170.00
Joey Sindelar .....	T63	72-71-71-78	292 2,130.00
Mark Brooks .....	T63	68-75-73-76	292 2,130.00
George Burns .....	T65	69-73-84-67	293 2,080.00
Seve Ballesteros .....	T65	70-69-77-77	293 2,080.00
Larry Rinker .....	T65	75-68-78-72	293 2,080.00
Rodger Davis .....	T68	73-70-76-76	295 2,040.00
Blaine McCallister .....	T69	68-73-80-75	296 2,020.00
Dave Stockton .....	T70	68-70-79-80	297 2,000.00
Bob Lohr .....	T71	72-71-73-82	298 1,980.00
Sam Randolph .....	T72	71-71-82-78	302 1,960.00

The following players did not finish (C=cut, W=withdrew)

**C—144**-John Adams, Tom Byrum, Bobby Clampett, John Cook, Fred Couples, Steve Elkington, Jim Gallagher, Jr., Lon Hinkle, Kenny Knox, Andrew Magee, Roger Maltbie, Larry Nelson, Jack Nicklaus, Steve Pate, J.C. Snead, Leonard Thompson, Bob Tway, Bobby Wadkins, D.A. Weir, Richard Zokol, **145**-Phil Blackmar, Charles Bolling, Ed Fiori, Gary Hallberg, Johnny Miller, Calvin Peete, Mark Pfeil, Tim Simpson, Payne Stewart, Doug Tewell, Lanny Wadkins, Tom Watson, **146**-Antonio O. Cerda, Danny Edwards, Donnie Hammond, Wayne Levi, Pat McGowan, Craig Stadler, Jim Thorpe, Fred Wadsworth, **147**-Dave Barr, Ronnie Black, Mike Donald, Brad Faxon, Rick Fehr, Bruce Lietzke, Davis Love III, Mark Lye, Dick Mast, Denis Watson, **148**-Jay Don Blake, Brian Claar, Rick Dalpos, Bill Sander, Brett Upper, **149**-Jay Delsing, Ernie Gonzalez, Dan Halldorson, **150**-Ray Floyd, Gary Koch, Curtis Strange, Howard Twitty, **151**-Lee Trevino, **152**-George Archer, Peter Jacobsen, David Ogrin, **153**-Andy Bean, David Graham, Tom Sieckmann, **158**-Willie Wood, **W—70**-Jodie Mudd, **75**-Jim Colbert.

# 1987 Hole-by-Hole Summary

## TPC Sawgrass

Rank	Hole	Par	Average Yardage	Average Score	Average Over Under-par	Eagles	Birdies	Pars	Bogeys	Doubles	Triples +
11	1	4	388	3.935	.065-		80	300	48	2	
17	2	5	511	4.688	.312-	6	163	224	33	4	
9	3	3	162	2.988	.012-		68	303	55	4	
15	4	4	360	3.881	.119-		114	269	35	10	2
3	5	4	454	4.205	.205		35	285	98	11	1
8	6	4	381	4.040	.040		65	296	59	8	2
4	7	4	439	4.184	.184		49	268	98	15	
5	8	3	215	3.181	.181		47	265	111	7	
14	9	5	582	4.895	.105-	2	87	298	40	3	
7	10	4	395	4.047	.047		67	280	79	4	
12	11	5	529	4.926	.074-		101	265	59	5	
16	12	4	336	3.844	.156-		111	277	40	2	
10	13	3	172	2.947	.053-		76	311	33	10	
1	14	4	438	4.293	.293		46	246	112	19	7
6	15	4	426	4.088	.088		51	300	71	6	2
18	16	5	497	4.679	.321-	6	174	205	42	3	
13	17	3	132	2.902	.098-		114	264	37	12	3
2	18	4	440	4.237	.237		41	275	92	18	4
<b>TOTALS:</b>		<b>72</b>	<b>6857</b>	<b>71.960</b>	<b>.040-</b>	<b>14</b>	<b>1489</b>	<b>4931</b>	<b>1142</b>	<b>143</b>	<b>21</b>

## 1987 Scoring Recap

	ROUND 1	ROUND 2	ROUND 3	ROUND 4	TOTAL
Rounds below 70	30	38	18	8	94
Rounds below par	69	76	35	27	207
Rounds par & below	82	92	43	37	254
Rounds at even par	13	16	8	10	47
Rounds over par	62	50	29	35	176
Rounds 80 & over	3	2	3	3	11



# THE PLAYERS Championship Summaries

1988



Mark McCumber

**TPC Sawgrass**  
**Ponte Vedra Beach, FL**  
**March 24-27**  
**Purse: \$1,250,000**  
**Par: 36-36—72**  
**Yards: 6,857**

**CUT:** 72 players at 2-over-par 146.

**WEATHER:** Very pleasant Thursday and Friday. Saturday play was suspended at 3:50 p.m. by heavy rain and lightning. Third round resumed at 7:15

**LEADERS**

**First Round**

**Mark McCumber.....65 (-7)**  
 Curt Byrum.....66 (-6)  
 Greg Norman.....66 (-6)  
 6 players at 67

**Second Round**

Payne Stewart.....136 (-8)  
**Mark McCumber.....137 (-7)**  
 Mike Reid.....137 (-7)  
 David Frost.....138 (-6)  
 Morris Hatalsky.....138 (-6)  
 Dan Pohl.....138 (-6)

**Third Round**

**Mark McCumber.....204 (-10)**  
 David Frost.....206 (-8)  
 Payne Stewart.....207 (-7)  
 4 players at -6.

a.m. Sunday (28 players finished on Saturday before suspension). Third round was completed Sunday morning, followed by start of fourth round (playing in threes, using both tees) at 11:21 a.m. Weather quite nice on Sunday.

Player	Pos.	Score	Money
<b>MARK MCCUMBER.....1</b>	<b>65-72-67-69</b>	<b>273</b>	<b>\$225,000.00</b>
Mike Reid.....2	68-69-73-67	277	135,000.00
David Frost.....T3	67-71-68-72	278	65,000.00
Fulton Allem.....T3	73-72-65-68	278	65,000.00
Curt Byrum.....T3	66-73-69-70	278	65,000.00
Lanny Wadkins.....T6	70-72-67-70	279	43,437.50
Gil Morgan.....T6	69-70-71-69	279	43,437.50
Dan Pohl.....T8	69-69-70-72	280	36,250.00
Payne Stewart.....T8	71-65-71-73	280	36,250.00
Wayne Levi.....T8	70-71-71-68	280	36,250.00
Mark Wiebe.....T11	71-70-71-69	281	26,500.00
Greg Norman.....T11	66-74-68-73	281	26,500.00
Tom Kite.....T11	67-73-69-72	281	26,500.00
Chip Beck.....T11	73-67-69-72	281	26,500.00
Ben Crenshaw.....T11	69-71-69-72	281	26,500.00
Peter Jacobsen.....T16	69-75-69-69	282	17,535.72
Bernhard Langer.....T16	71-72-67-72	282	17,535.72
Mike Hulbert.....T16	74-69-69-70	282	17,535.72
Joey Sindelar.....T16	69-72-67-74	282	17,535.71
Gene Sauers.....T16	70-71-70-71	282	17,535.71
Calvin Peete.....T16	70-69-71-72	282	17,535.71
Gary Koch.....T16	70-72-69-71	282	17,535.71
Fuzzy Zoeller.....T23	67-74-71-71	283	11,500.00
Larry Rinker.....T23	75-70-68-70	283	11,500.00

Player	Pos.	Score	Money
Fred Couples.....T23	72-72-71-68	283	\$11,500.00
Ed Fiori.....T23	67-73-72-71	283	11,500.00
Dan Halldorson.....T27	70-71-71-72	284	9,250.00
John Mahaffey.....T27	67-75-69-73	284	9,250.00
Tommy Nakajima.....T27	73-72-67-72	284	9,250.00
Morris Hatalsky.....T30	70-68-71-76	285	8,125.00
Dick Mast.....T30	70-70-72-73	285	8,125.00
Paul Azinger.....T30	70-71-72-72	285	8,125.00
Kenny Perry.....T33	71-71-72-72	286	7,375.00
Jay Don Blake.....T34	70-73-72-72	287	6,907.50
Bob Eastwood.....T34	70-72-72-73	287	6,907.50
Doug Tewell.....T36	72-72-73-71	288	5,760.00
Donnie Hammond.....T36	68-75-73-72	288	5,760.00
Jodie Mudd.....T36	72-74-68-74	288	5,760.00
Andy Bean.....T36	72-74-70-72	288	5,760.00
Dave Barr.....T36	70-75-73-70	288	5,760.00
Buddy Gardner.....T36	72-74-70-72	288	5,760.00
Corey Pavin.....T42	70-76-69-74	289	4,625.00
Brad Fabel.....T42	72-70-74-73	289	4,625.00
Lennie Clements.....T42	74-71-71-73	289	4,625.00
Craig Stadler.....T45	74-71-73-72	290	3,875.00
Jeff Sluman.....T45	71-73-71-75	290	3,875.00
Tom Purtzer.....T45	74-72-70-74	290	3,875.00
Jack Renner.....T48	71-72-76-72	291	3,275.00

Player	Pos.	Score	Money
Steve Jones.....T48	73-72-72-74	291	\$3,275.00
David Edwards.....T48	73-71-71-76	291	3,275.00
Bob Lohr.....T51	73-73-74-72	292	3,008.34
Bobby Wadkins.....T51	72-71-76-73	292	3,008.33
Roger Maltbie.....T51	72-72-71-77	292	3,008.33
Don Pooley.....T54	71-75-76-71	293	2,875.00
Mike Donald.....T54	70-74-75-74	293	2,875.00
Steve Elkington.....T54	70-74-75-74	293	2,875.00
Steve Pate.....T57	70-71-74-79	294	2,825.00
Pat McGowan.....T58	74-70-72-79	295	2,787.50
Jim Carter.....T58	73-73-76-73	295	2,787.50
David Ishii.....T60	72-74-69-81	296	2,725.00
Bobby Clampett.....T60	73-72-73-78	296	2,725.00
Isao Aoki.....T60	71-75-75-75	296	2,725.00
Willie Wood.....T64	73-73-75-76	297	2,637.50
Chris Perry.....T64	75-69-77-76	297	2,637.50
Dave Eichelberger.....T64	73-73-72-79	297	2,637.50
Mark Calcavecchia.....T64	70-75-76-76	297	2,637.50
John Huston.....T68	73-73-78-74	298	2,575.00
Mark Lye.....T69	71-74-73-81	299	2,537.50
Mike McCullough.....T69	74-72-77-76	299	2,537.50
Andy North.....T71	73-72-73-83	301	2,500.00
David Ogriin.....T72	67-77-76-82	302	2,475.00

The following players did not finish (C=cut, W=withdrew, D=Disqualified)

**C—147**-T.C. Chen, Wayne Grady, David Graham, Ken Green, Hale Irwin, Larry Mize, Jack Nicklaus, Mike Sullivan, **148**-Ken Brown, Ed Dougherty, Andrew Magee, Blaine McCallister, Mark O'Meara, Leonard Thompson, Tom Watson, **149**-Keith Clearwater, Russ Cochran, Bob Gilder, Bruce Lietzke, Johnny Miller, Tim Simpson, Ray Stewart, D.A. Weibring, **150**-Brad Faxon, Gary Hallberg, Mark Hayes, Lon Hinkle, Scott Hoch, Kenny Knox, Loren Roberts, Clarence Rose, Scott Simpson, Howard Twitty, Denis Watson, **151**-Tom Byrum, Rodger Davis, Vance Heafner, Rocco Mediate, Larry Nelson, Dave Rummells, Tom Sieckmann, **152**-Phil Blackmar, Danny Edwards, Hubert Green, Billy Kratzert, Sandy Lyle, Hal Sutton, **153**-John Cook, Rick Fehr, Bill Glasson, John Inman, Bill Sander, Tony Sills, Ian Woosnam, **154**-Seve Ballesteros, Nick Faldo, Dan Forsman, Aki Ohmachi, Bill Rogers, J.C. Snead, Bob Tway, Robert Wrenn, Richard Zokol, **155**-Ronnie Black, Sam Randolph, **157**-Fred Wadsworth, **162**-Mac O'Grady, **W—156**-George Burns, **D—**Ray Floyd, **144**-Davis Love III, Nick Price, **73**-Curtis Strange, **77**-Jay Haas.

# 1988 Hole-by-Hole Summary

## TPC Sawgrass

Rank	Hole	Par	Average Yardage	Average Score	Average Over Under-par	Eagles	Birdies	Pars	Bogeys	Doubles	Triples +
13	1	4	388	4.038	.038		74	271	72	9	
18	2	5	511	4.725	.275-	9	152	221	35	9	
8	3	3	162	3.117	.117		49	283	89	5	
6	4	4	360	4.146	.146	3	66	247	89	18	3
3	5	4	454	4.223	.223		30	287	95	12	2
7	6	4	381	4.127	.127		53	279	82	11	1
2	7	4	439	4.235	.235		39	263	111	11	2
5	8	3	215	3.195	.195		52	257	100	16	1
14	9	5	582	4.937	.063-	3	100	254	61	6	2
9	10	4	395	4.110	.110		59	272	86	7	2
15	11	5	529	4.923	.077-	3	100	259	56	7	1
16	12	4	336	3.822	.178-	1	133	240	47	3	2
10	13	3	172	3.096	.096		66	277	66	11	6
1	14	4	438	4.242	.242		37	273	97	15	4
12	15	4	426	4.049	.049		47	313	64	2	
17	16	5	497	4.746	.254-	6	143	232	43	2	
11	17	3	132	3.092	.092		71	284	41	25	5
4	18	4	440	4.218	.218		47	276	73	25	5
<b>TOTALS:</b>		<b>72</b>	<b>6857</b>	<b>73.040</b>	<b>1.040</b>	<b>25</b>	<b>1318</b>	<b>4788</b>	<b>1307</b>	<b>194</b>	<b>36</b>

## 1988 Scoring Recap

	ROUND 1	ROUND 2	ROUND 3	ROUND 4	TOTAL
Rounds below 70	16	8	20	8	52
Rounds below par	47	30	39	19	135
Rounds par & below	59	52	48	37	196
Rounds at even par	12	22	9	18	61
Rounds over par	85	90	24	35	234
Rounds 80 & over	1	3		5	

# THE PLAYERS Championship Summaries

1989



Tom Kite

**TPC Sawgrass**  
**Ponte Vedra Beach, FL**  
**March 16-19**  
**Purse: \$1,350,000**  
**Par: 36-36—72**  
**Yards: 6,881**

**CUT:** 74 players at 2-over-par 146.

**LEADERS**

**First Round**

Keith Clearwater.....	65 (-7)
David Frost.....	66 (-6)
Bruce Lietzke.....	66 (-6)
Steve Pate.....	66 (-6)
Ben Crenshaw.....	67 (-5)
<b>Tom Kite.....</b>	<b>69 (T15)</b>

**Second Round**

Bruce Lietzke.....	135 (-9)
David Frost.....	137 (-7)
Fred Couples.....	138 (-6)
<b>Tom Kite.....</b>	<b>139 (T4)</b>

**Third Round**

Chip Beck.....	207 (-9)
<b>Tom Kite.....</b>	<b>208 (-8)</b>
Fred Couples.....	209 (-7)
Ben Crenshaw.....	209 (-7)
Gary Koch.....	209 (-7)
Bruce Lietzke.....	209 (-7)
Mark McCumber.....	209 (-7)

**WEATHER:** Beautiful every day, but windy on Sunday.

Player	Pos.	Score	Money
<b>TOM KITE.....</b>	<b>1</b>	<b>69-70-69-71</b>	<b>279 \$243,000.00</b>
Chip Beck.....	2	71-68-68-73	280 145,800.00
Bruce Lietzke.....	3	66-69-74-72	281 91,800.00
Greg Norman.....	T4	74-67-69-72	282 59,400.00
Fred Couples.....	T4	68-70-71-73	282 59,400.00
Gil Morgan.....	T6	71-69-70-73	283 46,912.50
Mark McCumber.....	T6	69-70-70-74	283 46,912.50
Andy Bean.....	T8	68-76-69-71	284 39,150.00
David Frost.....	T8	66-71-75-72	284 39,150.00
Gary Koch.....	T8	70-69-70-75	284 39,150.00
Tom Watson.....	T11	71-73-71-70	285 31,050.00
Rocco Mediate.....	T11	73-71-69-72	285 31,050.00
Ben Crenshaw.....	T11	67-72-70-76	285 31,050.00
Fulton Allem.....	T14	70-69-75-72	286 24,300.00
Loren Roberts.....	T14	72-73-69-72	286 24,300.00
Paul Azinger.....	T14	68-71-74-73	286 24,300.00
Mark Wiebe.....	T17	74-71-71-71	287 19,575.00
Mike Sullivan.....	T17	72-71-70-74	287 19,575.00
Tim Simpson.....	T17	70-71-71-75	287 19,575.00
Brad Faxon.....	T17	72-71-69-75	287 19,575.00
Kenny Perry.....	T21	68-77-72-71	288 12,673.13
D.A. Weibring.....	T21	70-74-72-72	288 12,673.13
Larry Rinker.....	T21	71-72-72-73	288 12,673.13
Chris Perry.....	T21	70-75-70-73	288 12,673.13
Ken Green.....	T21	70-71-73-74	288 12,673.13

Player	Pos.	Score	Money
Mike Donald.....	T21	68-72-73-74	288 \$12,673.12
David Edwards.....	T21	71-73-69-75	288 12,673.12
Craig Stadler.....	T21	70-72-69-77	288 12,673.12
Hal Sutton.....	T29	71-71-78-69	289 8,775.00
Ted Schulz.....	T29	73-72-73-71	289 8,775.00
Mike Reid.....	T29	73-71-71-74	289 8,775.00
Bob Tway.....	T29	69-73-72-75	289 8,775.00
Jack Nicklaus.....	T29	71-72-68-78	289 8,775.00
Corey Pavin.....	T34	70-70-77-73	290 6,672.86
Bob Gilder.....	T34	73-71-73-73	290 6,672.86
Doug Tewell.....	T34	70-75-72-73	290 6,672.86
Jim Gallagher, Jr.....	T34	70-72-74-74	290 6,672.86
Curtis Strange.....	T34	68-76-72-74	290 6,672.86
Steve Pate.....	T34	66-78-71-75	290 6,672.85
Joey Sindelar.....	T34	72-73-68-77	290 6,672.85
Roger Maltbie.....	T41	75-71-71-74	291 5,130.00
Lanny Wadkins.....	T41	73-73-71-74	291 5,130.00
Steve Jones.....	T41	68-75-73-75	291 5,130.00
Keith Clearwater.....	T41	65-76-74-76	291 5,130.00
David Ogren.....	T45	72-74-74-72	292 3,952.80
John Mahaffey.....	T45	73-73-73-73	292 3,952.80
Jim Carter.....	T45	74-70-73-75	292 3,952.80
Fuzzy Zoeller.....	T45	74-72-71-75	292 3,952.80
Jumbo Ozaki.....	T45	75-68-70-79	292 3,952.80
Clarence Rose.....	T50	72-71-75-75	293 3,256.20

Player	Pos.	Score	Money
Richard Zokol.....	T50	71-74-72-76	293 \$3,256.20
Gary Hallberg.....	T50	74-72-71-76	293 3,256.20
Dan Pohl.....	T50	69-70-75-79	293 3,256.20
Wayne Levi.....	T50	75-71-68-79	293 3,256.20
Tom Purtzer.....	T55	71-74-76-73	294 3,064.50
Mark Hayes.....	T55	70-76-74-74	294 3,064.50
Gene Sauers.....	T55	74-72-72-76	294 3,064.50
Kenny Knox.....	T55	72-74-71-77	294 3,064.50
Ed Fiori.....	T59	74-70-81-70	295 2,902.50
Greg Twiggis.....	T59	74-71-77-73	295 2,902.50
Brad Bryant.....	T59	74-71-76-74	295 2,902.50
Mike Hulbert.....	T59	68-74-79-74	295 2,902.50
Dan Halldorson.....	T59	73-72-75-75	295 2,902.50
Bob Lohr.....	T59	71-73-75-76	295 2,902.50
Billy Ray Brown.....	T59	72-72-74-77	295 2,902.50
Larry Nelson.....	T59	70-75-72-78	295 2,902.50
Bernhard Langer.....	T67	72-74-76-74	296 2,754.00
John McComish.....	T67	75-70-74-77	296 2,754.00
Tom Byrum.....	T67	72-72-74-78	296 2,754.00
Larry Mize.....	T70	72-71-76-78	297 2,686.50
Peter Jacobsen.....	T70	70-75-74-78	297 2,686.50
David Graham.....	T72	68-77-78-75	298 2,646.00
Dave Barr.....	T73	72-69-79-79	299 2,628.00
Bill Britton.....	T74	71-74-76-80	301 2,592.00

The following players did not finish (C=cut, W=withdrew)

**C—147**-Jay Don Blake, Curt Byrum, Mark Calcavecchia, Lennie Clements, Wayne Grady, Hale Irwin, Andrew Magee, Billy Mayfair, Blaine McCallister, Nick Price, Don Reese, Robert Wienn, **148**-Isao Aoki, Ronnie Black, David Canipe, T.C. Chen, Buddy Gardner, Jay Haas, Donnie Hammond, Scott Hoch, John Huston, Mark Lye, Sandy Lyle, Tom Steckmann, Scott Simpson, J.C. Snead, Payne Stewart, Leonard Thompson, **149**-Ian Baker-Finch, Bobby Clampett, John Cook, Bob Eastwood, Lon Hinkle, Davis Love III, Don Pooley, **150**-Mark Brooks, Johnny Miller, Mark O'Meara, Dave Rummells, **151**-Tommy Armour III, Rex Caldwell, Steve Elkington, Dan Forsman, Hubert Green, Jim Hallet, Morris Hatafsky, Andy North, Sam Randolph, **152**-Jim Benez, Russ Cochran, Brad Fabel, Ray Floyd, Jerry Pate, **153**-Calvin Peete, Bill Sander, Jeff Sluman, Brian Tennyson, Bobby Wadkins, **154**-Phil Blackmar, Dave Eichelberger, Jodie Mudd, Tommy Nakajima, **155**-Tim Norris, **156**-Howard Twitty, Scott Verplank, Denis Watson, **157**-Dick Mast, **159**-George Archer, **W—76**-Bill Glasson, **D**—Bill Rogers.

# 1989 Hole-by-Hole Summary

## TPC Sawgrass

Rank	Hole	Par	Average Yardage	Average Score	Average Over Under-par	Eagles	Birdies	Pars	Bogeys	Doubles	Triples +
12	1	4	388	4.069	.069	1	65	278	81	8	
17	2	5	511	4.834	.166-	4	142	222	54	9	2
10	3	3	162	3.090	.090		42	310	81		
13	4	4	360	4.044	.044		79	270	71	12	1
3	5	4	454	4.254	.254		34	275	105	18	1
11	6	4	381	4.072	.072		67	283	72	9	2
2	* 7	4	439	4.293	.293		30	262	126	14	1
4	8	3	215	3.247	.247		27	276	126	4	
14	9	5	582	4.961	.039-	1	97	263	62	10	
7	10	4	395	4.134	.134		54	277	93	8	1
15	11	5	529	4.945	.055-	2	113	241	63	12	2
16	12	4	336	3.852	.148-	1	108	284	37	1	2
8	13	3	172	3.113	.113		44	313	62	11	3
5	14	4	438	4.192	.192		46	278	93	12	4
6	15	4	426	4.136	.136		41	305	78	5	4
18	16	5	497	4.672	.328-	6	181	201	40	4	1
9	17	3	132	3.092	.092		71	297	28	31	6
1	*18	4	440	4.342	.342		36	247	120	26	4
<b>TOTALS:</b>		<b>72</b>	<b>6857</b>	<b>73.342</b>	<b>1.342</b>	<b>15</b>	<b>1277</b>	<b>4882</b>	<b>1392</b>	<b>194</b>	<b>34</b>

\* in Top 1989 50 Toughest Holes

## 1989 Scoring Recap

	ROUND 1	ROUND 2	ROUND 3	ROUND 4	TOTAL
Rounds below 70	18	8	12	1	39
Rounds below par	49	36	30	8	123
Rounds par & below	69	52	39	16	176
Rounds at even par	20	16	9	8	53
Rounds over par	74	90	35	58	257
Rounds 80 & over	6	6	1	1	14

# THE PLAYERS Championship Summaries

1990



Jodie Mudd

**TPC Sawgrass**  
**Ponte Vedra Beach, FL**  
**March 15-18**  
**Purse: \$1,500,000**  
**Par: 36-36—72**  
**Yards: 6,896**

**LEADERS**

**First Round**

Mark Calcavecchia.....67 (-5)  
**Jodie Mudd .....67 (-5)**  
 David Edwards.....68 (-4)  
 David Graham.....68 (-4)  
 10 players at 69

**Second Round**

Hale Irwin.....138 (-6)  
 Rocco Mediate.....139 (-5)  
**Jodie Mudd .....139 (-5)**  
 Clark Burroughs.....140 (-4)  
 Ken Green.....140 (-4)

**Third Round**

**Jodie Mudd .....209 (-7)**  
 Mark Calcavecchia.....210 (-6)  
 Ken Green.....210 (-6)  
 Clark Burroughs.....212 (-4)  
 Hale Irwin.....212 (-4)  
 Tom Kite.....212 (-4)

**CUT:** 72 players at 3-over-par 147.

**WEATHER:** Windy but mostly sunny on Thursday and Friday. Cloudy on Saturday with rain; rain becoming very heavy in mid-afternoon, forcing

suspension of play at 2:45 p.m. It was called for the day at 4:30 p.m. and resumed at 7:15 a.m. Sunday with 24 players having finished and 48 on course. Mostly sunny and windy Sunday.

Player	Pos.	Score	Money
<b>JODIE MUDD.....</b>	<b>1</b>	<b>67-72-70-69</b>	<b>278 \$270,000.00</b>
Mark Calcavecchia.....	2	67-75-68-69	279 162,000.00
Steve Jones.....	T3	75-71-69-69	284 87,000.00
Tom Purtzer.....	T3	71-73-69-71	284 87,000.00
Billy Ray Brown.....	T5	73-72-69-71	285 52,687.50
Tom Kite.....	T5	72-70-70-73	285 52,687.50
Hale Irwin.....	T5	70-68-74-73	285 52,687.50
Ken Green.....	T5	71-69-70-75	285 52,687.50
Mark McCumber.....	T9	73-72-73-68	286 42,000.00
Andy Bean.....	T9	73-68-72-73	286 42,000.00
Fulton Allem.....	T11	73-70-74-71	288 31,800.00
Rocco Mediate.....	T11	72-67-76-73	288 31,800.00
Steve Pate.....	T11	69-76-71-72	288 31,800.00
Payne Stewart.....	T11	71-73-71-73	288 31,800.00
Bruce Lietzke.....	T11	75-70-70-73	288 31,800.00
Larry Nelson.....	T16	71-73-74-71	289 20,362.50
Chris Perry.....	T16	73-74-72-70	289 20,362.50
Steve Elkington.....	T16	71-72-74-72	289 20,362.50
David Ogren.....	T16	69-74-73-73	289 20,362.50
Curtis Strange.....	T16	72-71-73-73	289 20,362.50
Greg Norman.....	T16	71-76-74-68	289 20,362.50
Nick Price.....	T16	69-75-77-68	289 20,362.50
Clark Burroughs.....	T16	69-71-72-77	289 20,362.50
Jim Booros.....	T24	70-74-73-73	290 12,450.00

Player	Pos.	Score	Money
David Graham.....	T24	68-75-74-73	290 \$12,450.00
Bill Glasson.....	T24	71-73-72-74	290 12,450.00
Kenny Knox.....	T24	73-73-75-69	290 12,450.00
Davis Love III.....	T24	73-68-74-75	290 12,450.00
Wayne Grady.....	T29	72-72-74-73	291 9,332.15
Mike Donald.....	T29	76-71-72-72	291 9,332.15
Jim Gallagher, Jr.....	T29	76-71-72-72	291 9,332.14
Peter Jacobsen.....	T29	74-67-75-75	291 9,332.14
Peter Persons.....	T29	69-76-71-75	291 9,332.14
Mark Brooks.....	T36	70-75-73-74	292 6,307.50
Andrew Magee.....	T36	74-71-73-74	292 6,307.50
Bobby Wadkins.....	T36	77-70-72-73	292 6,307.50
Dave Barr.....	T36	71-75-73-73	292 6,307.50
Dan Forsman.....	T36	72-71-74-75	292 6,307.50
D.A. Weibring.....	T36	72-72-73-75	292 6,307.50
Kirk Triplett.....	T36	72-74-74-72	292 6,307.50
David Edwards.....	T36	68-73-75-76	292 6,307.50
Jim Hallet.....	T36	72-72-76-72	292 6,307.50
Tom Watson.....	T36	69-72-81-70	292 6,307.50
Loren Roberts.....	T46	71-73-75-74	293 3,855.00
Mike Sullivan.....	T46	73-74-73-73	293 3,855.00
Robert Wrenn.....	T46	71-75-74-73	293 3,855.00
Ian Baker-Finch.....	T46	73-72-75-73	293 3,855.00
Calvin Peete.....	T46	73-72-72-76	293 3,855.00

Player	Pos.	Score	Money
Mike Reid.....	T46	71-72-77-73	293 \$3,855.00
Joey Sindelar.....	T46	74-73-74-72	293 3,855.00
Hubert Green.....	T46	72-74-75-72	293 3,855.00
J.C. Snead.....	T46	73-72-76-72	293 3,855.00
Robert Gamez.....	T46	69-74-79-71	293 3,855.00
Richard Zokol.....	T56	74-72-73-75	294 3,375.00
Bob Gilder.....	T56	71-75-75-73	294 3,375.00
Kenny Perry.....	T56	72-73-76-73	294 3,375.00
Bill Sander.....	T60	71-75-77-71	294 3,375.00
Joel Edwards.....	T61	72-74-73-76	295 3,300.00
Craig Parry.....	T61	74-71-70-81	296 3,210.00
Buddy Gardner.....	T61	73-73-76-74	296 3,210.00
Craig Stadler.....	T61	70-73-81-72	296 3,210.00
Duffy Waldorf.....	T61	69-77-79-71	296 3,210.00
Mike Hulbert.....	T61	71-76-80-69	296 3,210.00
Chip Beck.....	T66	73-72-78-74	297 3,105.00
Ed Fiori.....	T66	74-71-78-74	297 3,105.00
Bob Lohr.....	T68	74-69-74-81	298 3,045.00
David Peoples.....	T68	72-75-76-75	298 3,045.00
Brad Faxon.....	T70	73-70-77-79	299 2,970.00
Bob Estes.....	T70	74-72-76-77	299 2,970.00
Mark Lye.....	T70	71-76-80-72	299 2,970.00

The following players did not finish (C=cut, W=withdrew)

**C—148**-Tommy Armour III, Bob Eastwood, Rick Fehr, David Frost, Donnie Hammond, Webb Heintzelman, Gil Morgan, Masashi Jumbo Ozaki, Don Shirey, Jr., Tim Simpson, **149**-Paul Azinger, Brad Bryant, Curt Byrum, Ben Crenshaw, Billy Mayfair, Larry Rinker, Dave Rummells, Ray Stewart, Bob Tway, **150**-Jay Don Blake, Jim Carter, Fred Couples, Sandy Lyle, John Mahaffey, Larry Mize, Andy North, Ted Schulz, Brian Tennyson, Stan Utley, **151**-Billy Andrade, Ronnie Black, Bill Britton, Russ Cochran, Dave Eichelberger, Jay Haas, Pat McGowan, Don Pooley, Lance Ten Broeck, Howard Twitty, **152**-Gary Hallberg, Jerry Pate, Tom Sieckmann, Jeff Sluman, Hal Sutton, **153**-Michael Allen, Bill Buttner, Lon Hinkle, John Inman, Jack Nicklaus, **154**-Wayne Levi, Lanny Wadkins, Mark Wiebe, **155**-Isao Aoki, Jay Delsing, Ray Floyd, Corey Pavin, Clarence Rose, Leonard Thompson, Denis Watson, **156**-Clark Dennis, Scott Simpson, Fuzzy Zoeller, **158**-Phil Blackmar, George Burns, **159**-Tom Byrum, **160**-Greg Twigg, **W—232**-Scott Hoch, Doug Tewell, **157**-Jim Thorpe, **161**-Roger Maltbie, **84**-John Adams, Mark O'Meara.

# 1990 Hole-by-Hole Summary

## TPC Sawgrass

Rank	Hole	Par	Average Yardage	Average Score	Average Over Under-par	Eagles	Birdies	Pars	Bogeys	Doubles	Triples +
10	1	4	388	4.127	.127	1	49	281	87	6	2
18	2	5	526	4.817	.183-	13	130	211	67	4	1
13	3	3	162	3.028	.028		59	298	67	2	
5	4	4	384	4.235	.235		61	236	103	21	5
2	5	4	454	4.300	.300		34	250	124	16	2
11	6	4	381	4.103	.103		61	275	76	13	1
4	7	4	439	4.246	.246		43	260	101	19	3
1	8	3	215	3.303	.303		27	256	130	13	
14	9	5	582	4.915	.085-	1	100	264	56	5	
9	10	4	395	4.134	.134	1	45	288	84	4	4
15	11	5	529	4.876	.124-	3	122	236	56	8	1
15	12	4	336	3.876	.124-	1	89	298	38		
8	13	3	172	3.181	.181		47	274	90	12	3
3	14	4	438	4.265	.265		40	252	117	15	2
12	15	4	426	4.085	.085		52	296	69	8	1
17	16	5	497	4.862	.138-	9	126	220	61	7	3
7	17	3	132	3.214	.214		52	295	37	33	9
6	18	4	440	4.228	.228		42	273	90	15	6
<b>TOTALS:</b>		<b>72</b>	<b>6896</b>	<b>73.793</b>	<b>1.793</b>	<b>29</b>	<b>1179</b>	<b>4763</b>	<b>1453</b>	<b>201</b>	<b>43</b>

## 1990 Scoring Recap

	ROUND 1	ROUND 2	ROUND 3	ROUND 4	TOTAL
Rounds below 70	14	7	4	9	34
Rounds below par	41	21	13	18	93
Rounds par & below	63	39	21	29	152
Rounds at even par	22	18	8	11	59
Rounds over par	81	103	52	43	279
Rounds 80 & over	6	10	5	2	23



# THE PLAYERS Championship Summaries

1991



Steve Elkington

**TPC Sawgrass**  
**Ponte Vedra Beach, FL**  
**March 28-31**  
**Purse: \$1,600,000**  
**Par 36-36—72**  
**Yards: 6,896**

**CUT:** 77 players at 1-over-par 145.

**LEADERS**

**First Round**

Bob Tway.....	65 (-7)
Russ Cochran.....	66 (-6)
Bob Eastwood.....	66 (-6)
<b>Steve Elkington.....</b>	<b>66 (-6)</b>
Peter Persons.....	66 (-6)

**Second Round**

Paul Azinger.....	135 (-9)
<b>Steve Elkington.....</b>	<b>136 (-8)</b>
Fuzzy Zoeller.....	136 (-8)
Ian Baker-Finch.....	138 (-6)

**Third Round**

Paul Azinger.....	204 (-12)
Fuzzy Zoeller.....	205 (-11)
Bob Lohr.....	207 (-9)
Tom Watson.....	207 (-9)
Phil Blackmar.....	208 (-8)
Brian Claar.....	208 (-8)
<b>Steve Elkington.....</b>	<b>208 (-8)</b>

**WEATHER:** Very pleasant on Thursday. High winds—up to 43 mph—most of day on Friday. Partly cloudy and cooler but pleasant Saturday. Mostly cloudy and much cooler Sunday.

Player	Pos.	Score	Money
<b>STEVE ELKINGTON.....</b>	<b>1</b>	<b>66-70-72-68</b>	<b>276 \$288,000.00</b>
Fuzzy Zoeller.....	2	68-68-69-72	277 172,800.00
John Cook.....	T3	71-73-69-65	278 83,200.00
Phil Blackmar.....	T3	67-72-69-70	278 83,200.00
Paul Azinger.....	T3	67-68-69-74	278 83,200.00
Bernhard Langer.....	T6	70-70-71-69	280 53,600.00
Bruce Lietzke.....	T6	71-72-68-69	280 53,600.00
Curtis Strange.....	T6	71-68-70-71	280 53,600.00
Bobby Wadkins.....	T9	68-74-69-70	281 41,600.00
Nick Price.....	T9	68-75-67-71	281 41,600.00
Gene Sauers.....	T9	68-74-68-71	281 41,600.00
Bob Lohr.....	T9	68-71-68-74	281 41,600.00
Jay Delsing.....	T13	71-71-71-69	282 32,000.00
Mark McCumber.....	T13	70-72-69-71	282 32,000.00
Keith Clearwater.....	T15	72-72-70-69	283 25,600.00
Craig Parry.....	T15	70-74-69-70	283 25,600.00
John Huston.....	T15	72-71-70-70	283 25,600.00
Ian Woosnam.....	T15	72-69-70-72	283 25,600.00
Rocco Mediate.....	T15	69-74-68-72	283 25,600.00
Neal Lancaster.....	T20	71-73-69-71	284 19,306.67
Bob Eastwood.....	T20	66-74-71-73	284 19,306.67
Tom Watson.....	T20	68-74-65-77	284 19,306.67
Mark McNulty.....	T23	70-72-72-71	285 14,720.00
Larry Nelson.....	T23	72-72-70-71	285 14,720.00
Fred Couples.....	T23	70-74-69-72	285 14,720.00
Blaine McCallister.....	T23	67-75-70-73	285 14,720.00

Player	Pos.	Score	Money
Jay Don Blake.....	T27	67-75-75-69	286 \$9,394.29
Jumbo Ozaki.....	T27	73-72-72-69	286 9,394.29
Ken Green.....	T27	69-76-71-70	286 9,394.29
Robert Wrenn.....	T27	70-72-73-71	286 9,394.29
Bill Britton.....	T27	69-71-74-72	286 9,394.29
Andy North.....	T27	72-72-70-72	286 9,394.29
Billy Ray Brown.....	T27	72-73-69-72	286 9,394.29
Loren Roberts.....	T27	69-73-71-73	286 9,394.29
Peter Persons.....	T27	66-75-71-74	286 9,394.28
Steve Pate.....	T27	69-73-70-74	286 9,394.28
Hale Irwin.....	T27	68-74-69-75	286 9,394.28
Ed Dougherty.....	T27	71-70-69-76	286 9,394.28
Chris Perry.....	T27	68-71-71-76	286 9,394.28
Billy Andrade.....	T27	68-71-74-73	286 9,394.28
Corey Pavin.....	T41	69-76-71-71	287 5,064.73
Buddy Gardner.....	T41	70-71-74-72	287 5,064.73
Bill Glasson.....	T41	72-70-72-73	287 5,064.73
Bob Tway.....	T41	65-77-72-73	287 5,064.73
David Edwards.....	T41	71-73-70-73	287 5,064.73
David Frost.....	T41	69-71-72-75	287 5,064.73
Steve Jones.....	T41	71-70-71-75	287 5,064.73
D.A. Weibring.....	T41	67-74-72-74	287 5,064.73
Ian Baker-Finch.....	T41	69-69-71-78	287 5,064.72
Joey Sindelar.....	T41	68-75-67-77	287 5,064.72
Brian Claar.....	T41	70-69-69-79	287 5,064.72
Mark Hayes.....	T52	71-73-73-71	288 3,731.20

Player	Pos.	Score	Money
John Adams.....	T52	69-75-72-72	288 \$3,731.20
Larry Rinker.....	T52	74-71-70-73	288 3,731.20
Chip Beck.....	T52	70-73-71-74	288 3,731.20
Tim Simpson.....	T52	72-73-67-76	288 3,731.20
Kenny Knox.....	T57	73-71-77-68	289 3,552.00
Kenny Perry.....	T57	74-70-75-70	289 3,552.00
Mike Donald.....	T57	71-72-74-72	289 3,552.00
Nick Faldo.....	T57	72-72-71-74	289 3,552.00
Mark Lye.....	T57	72-73-69-75	289 3,552.00
Lanny Wadkins.....	T62	70-75-70-75	290 3,456.00
Bob Wolcott.....	T63	69-75-74-73	291 3,360.00
Seve Ballesteros.....	T63	72-72-73-74	291 3,360.00
Jim Booros.....	T63	72-72-73-74	291 3,360.00
Greg Norman.....	T63	75-70-70-76	291 3,360.00
Willie Wood.....	T63	71-68-74-78	291 3,360.00
Ray Stewart.....	T68	70-73-76-73	292 3,232.00
Kirk Triplett.....	T68	68-71-79-74	292 3,232.00
Hal Sutton.....	T68	72-73-73-74	292 3,232.00
Tommy Armour III.....	T71	71-74-74-74	293 3,168.00
David Peoples.....	T72	71-73-75-75	294 3,136.00
Billy Mayfair.....	T73	70-75-74-76	295 3,088.00
Stan Utley.....	T73	73-71-69-82	295 3,088.00
Dan Forsman.....	T75	71-74-76-78	299 3,040.00
Calvin Peete.....	T76	73-72-78-79	302 3,008.00

The following players did not finish (C=cut, W=withdrew)

**C—146**-Dave Barr, Mark Brooks, Jay Haas, Jim Hallet, Andrew Magee, John Mahaffey, Roger Maltbie, Dave Rummells, Jeff Sluman, Craig Stadler, Mark Wiebe, **147**-Fulton Allem, Brad Bryant, Brad Faxon, Fred Funk, Jim Gallagher, Jr., Wayne Grady, Hubert Green, Donnie Hammond, Nolan Henke, Lee Janzen, Sandy Lyle, Larry Mize, Mark O'Meara, Mike Smith, Denis Watson, **148**-Mark Calcavecchia, Ben Crenshaw, Rick Fehr, Tom Kite, Jose Maria Olazabal, **149**-Bart Bryant, Brad Fabel, Morris Hatalsky, Scott Hoch, Dan Pohl, Tom Purtzer, Bill Sander, Brian Tennyson, Doug Tewell, **150**-David Canipe, Bob Estes, Wayne Levi, Davis Love III, Jodie Mudd, Howard Twitty, **151**-Andy Bean, Tom Byrum, Robert Gamez, Dan Halldorson, Mike Hulbert, Gil Morgan, Jerry Pate, Ted Schulz, **152**-Bob Gilder, Gary Hallberg, Jeff Maggert, Jim Thorpe, Jim Woodward, **154**-John Daly, Peter Jacobsen, Peter Senior, **156**-Tom Sieckmann, **157**-David Graham, **161**-Richard Zokol, **163**-Scott Verplank, **W—223**-Russ Cochran, Don Pooley.

# 1991 Hole-by-Hole Summary

## TPC Sawgrass

Rank	Hole	Par	Average Yardage	Average Score	Average Over Under-par	Eagles	Birdies	Pars	Bogeys	Doubles	Triples +
10	1	4	388	4.043	.043		67	290	80	3	
17	2	5	526	4.770	.230-	6	141	246	44	2	1
8	3	3	162	3.093	.093		48	307	82	2	1
13	4	4	384	3.948	.052-	1	106	260	63	9	1
9	5	4	454	4.080	.080		54	308	68	9	1
5	6	4	381	4.132	.132		63	280	75	21	1
11	7	4	439	4.036	.036		68	300	61	10	1
3	8	3	215	3.202	.202		34	289	111	6	
15	9	5	582	4.866	.134-		119	265	52	4	
12	10	4	395	4.018	.018		69	299	67	5	
14	11	5	529	4.916	.084-	2	98	283	50	6	1
16	12	4	336	3.798	.202-	2	110	303	25		
4	13	3	172	3.173	.173		44	301	78	11	6
1	*14	4	438	4.309	.309		48	236	128	28	
6	15	4	426	4.102	.102		49	307	76	6	2
18	16	5	497	4.673	.327-	11	176	203	46	4	
7	17	3	132	3.098	.098	1	65	298	47	26	3
2	18	4	440	4.291	.291		44	255	114	24	3
<b>TOTALS:</b>		<b>72</b>	<b>6896</b>	<b>72.548</b>	<b>.548</b>	<b>23</b>	<b>1403</b>	<b>5030</b>	<b>1267</b>	<b>176</b>	<b>21</b>

\* in Top 1991 50 Toughest Holes

## 1991 Scoring Recap

	ROUND 1	ROUND 2	ROUND 3	ROUND 4	TOTAL
Rounds below 70	36	7	23	9	75
Rounds below par	79	28	47	25	179
Rounds par & below	106	43	55	35	239
Rounds at even par	27	15	8	10	60
Rounds over par	38	101	22	41	202
Rounds 80 & over	1	7		1	9

# THE PLAYERS Championship Summaries

1992



Davis Love III

**TPC Sawgrass**  
**Ponte Vedra Beach, FL**  
**March 26-29**  
**Purse: \$1,800,000**  
**Par: 36-36—72**  
**Yards: 6,896**

**CUT:** 73 players at even-par 144.

**LEADERS**

**First Round**

Billy Ray Brown.....	64 (-8)
Phil Blackmar.....	67 (-5)
Jay Don Blake.....	67 (-5)
Mark Brooks.....	67 (-5)
Ed Humenik.....	67 (-5)
<b>Davis Love III.....</b>	<b>67 (-5)</b>
Craig Parry.....	67 (-5)

**Second Round**

Billy Ray Brown.....	134 (-10)
Jose M. Olazabal.....	134 (-10)
<b>Davis Love III.....</b>	<b>135 (-9)</b>
Craig Parry.....	135 (-9)
Phil Blackmar.....	136 (-8)
Nick Faldo.....	136 (-8)

**Third Round**

Nick Faldo.....	203 (-13)
Phil Blackmar.....	204 (-12)
Ian Baker-Finch.....	205 (-11)
<b>Davis Love III.....</b>	<b>206 (-10)</b>

**WEATHER:** Pleasant on Thursday. Blustery conditions Friday. Very nice Saturday, but cooler. Mostly cloudy Sunday.

Player	Pos.	Score	Money
<b>DAVIS LOVE III.....</b>	<b>1</b>	<b>67-68-71-67</b>	<b>273 \$324,000.00</b>
Tom Watson.....	T2	68-70-70-69	277 118,800.00
Ian Baker-Finch.....	T2	70-67-68-72	277 118,800.00
Nick Faldo.....	T2	68-68-67-74	277 118,800.00
Phil Blackmar.....	T2	67-69-68-73	277 118,800.00
Tom Sieckmann.....	T6	71-72-67-68	278 62,550.00
Craig Parry.....	T6	67-68-73-70	278 62,550.00
Nick Price.....	8	71-67-69-72	279 55,800.00
Mark O'Meara.....	T9	69-69-74-68	280 46,800.00
John Mahaffey.....	T9	71-71-69-69	280 46,800.00
Jose Maria Olazabal.....	T9	69-65-75-71	280 46,800.00
Mark Brooks.....	T9	67-70-70-68	280 46,800.00
Tom Lehman.....	T13	70-72-71-68	281 33,750.00
Payne Stewart.....	T13	69-70-72-70	281 33,750.00
Mark McNulty.....	T13	74-68-69-70	281 33,750.00
Fred Couples.....	T13	73-71-63-74	281 33,750.00
Wayne Levi.....	T17	70-69-73-71	283 26,100.00
Scott Simpson.....	T17	68-69-74-72	283 26,100.00
Andrew Magee.....	T17	70-69-71-73	283 26,100.00
Mike Smith.....	T17	69-72-66-76	283 26,100.00
Ed Humenik.....	T21	67-70-77-70	284 16,897.00
Loren Roberts.....	T21	69-71-73-71	284 16,897.00
Tim Simpson.....	T21	69-71-73-71	284 16,897.00
Billy Ray Brown.....	T21	64-70-78-72	284 16,897.00
Bob Lohr.....	T21	69-68-74-73	284 16,897.00

Player	Pos.	Score	Money
Rick Fehr.....	T21	70-72-69-73	284 \$16,897.00
Larry Rinker.....	T21	72-69-69-74	284 16,897.00
Doug Tewel.....	T21	69-69-70-76	284 16,897.00
Lanny Wadkins.....	T29	70-71-75-69	285 11,445.00
Ronnie Black.....	T29	71-72-73-69	285 11,445.00
Ben Crenshaw.....	T29	70-72-73-70	285 11,445.00
Paul Azinger.....	T29	69-72-73-71	285 11,445.00
Wayne Grady.....	T29	71-73-69-72	285 11,445.00
Bernhard Langer.....	T29	68-74-70-73	285 11,445.00
Tom Kite.....	T35	72-68-74-72	286 8,874.00
Greg Norman.....	T35	72-72-70-72	286 8,874.00
Dan Pohl.....	T35	70-74-70-72	286 8,874.00
Duffy Waldorf.....	T35	72-72-70-72	286 8,874.00
David Edwards.....	T35	69-72-71-74	286 8,874.00
John Huston.....	T40	69-69-78-71	287 6,840.00
Neal Lancaster.....	T40	69-75-72-71	287 6,840.00
Steve Pate.....	T40	74-70-71-72	287 6,840.00
Jay Don Blake.....	T40	67-71-70-73	287 6,840.00
Mark McCumber.....	T40	71-69-74-73	287 6,840.00
Jeff Sluman.....	T40	73-67-73-74	287 6,840.00
Bruce Lietzke.....	T46	72-72-71-73	288 5,244.00
Corey Pavin.....	T46	71-73-71-73	288 5,244.00
Joey Sindelar.....	T46	69-72-72-75	288 5,244.00
Chip Beck.....	T49	71-67-81-70	289 4,442.40
Dave Rummells.....	T49	69-75-75-70	289 4,442.40

Player	Pos.	Score	Money
Brian Claar.....	T49	74-70-72-73	289 \$4,442.40
Russ Cochran.....	T49	71-73-72-73	289 4,442.40
Robert Wrenn.....	T49	70-73-71-75	289 4,442.40
Ed Dougherty.....	T54	73-71-75-71	290 4,086.00
Larry Mize.....	T54	73-70-75-72	290 4,086.00
Jeff Maggert.....	T54	69-73-75-73	290 4,086.00
Blaine McCallister.....	T54	69-73-75-73	290 4,086.00
Leonard Thompson.....	T54	71-73-73-73	290 4,086.00
Brad Fabel.....	T54	76-68-72-74	290 4,086.00
Dave Barr.....	T60	71-70-78-72	291 3,924.00
Fred Funk.....	T60	72-72-74-73	291 3,924.00
Jim Gallagher, Jr.....	T60	71-71-75-74	291 3,924.00
Dan Forsman.....	63	73-71-77-71	292 3,852.00
Dan Halldorson.....	T64	74-69-76-74	293 3,798.00
Fuzzy Zoeller.....	T64	70-71-76-76	293 3,798.00
Scott Gump.....	66	69-74-74-77	294 3,744.00
Billy Mayfair.....	T67	73-70-76-76	295 3,690.00
Brad Faxon.....	T67	71-73-77-76	295 3,690.00
Stan Utley.....	69	70-73-77-76	296 3,636.00
Bob Tway.....	T70	69-74-83-72	298 3,582.00
Bob Estes.....	T70	73-71-76-78	298 3,582.00
John Daly.....	72	68-75-78-80	301 3,528.00
Mark Calcavecchia.....	73	71-73-78-81	303 3,492.00

The following players did not finish (C=cut, W=withdrew, D=Disqualified)

**C—145**-Keith Clearwater, John Cook, Jay Delsing, Buddy Gardner, Mike Hulbert, Kenny Knox, Gil Morgan, Jodie Mudd, Tom Purtzer, Bill Sander, Ted Schulz, **146**-Fulton Allem, Seve Ballesteros, Steve Elkington, Bruce Fleisher, Phil Mickelson (A), David Peoples, Kirk Triplett, Bobby Wadkins, Ian Woosnam, **147**-Bart Bryant, Ed Fiori, Dudley Hart, Mike Harwood, Hale Irwin, Rocco Mediate, Jerry Pate, Chris Perry, Mike Reid, Mike Springer, Craig Stadler, Howard Twitty, **148**-Bill Britton, Rodger Davis, Robert Gamez, Jim Hallet, Nolan Henke, Sandy Lyle, Roger Maltbie, D.A. Weibring, **149**-John Adams, Billy Andrade, Bobby Clampett, Jay Haas, Lee Janzen, Andy North, Dillard Pruitt, Mark Wiebe, **150**-Peter Persons, Lance Ten Broeck, David Toms, Jim Woodward, **151**-David Frost, Bob Gilder, Gene Sauers, Hal Sutton, **152**-Brad Bryant, Chris Tucker, **153**-Andy Bean, Gary Hallberg, Larry Nelson, **154**-Hubert Green, Bob Wolcott, **155**-Colin Montgomerie, **156**-Peter Jacobsen, **W**—Kenny Perry, **157**-Mark Lye, **163**-David Canipe, **165**-Calvin Peete, **77**-Curtis Strange, **D**—70-Ken Green.

# 1992 Hole-by-Hole Summary

## TPC Sawgrass

Rank	Hole	Par	Average Yardage	Average Score	Average Over Under-par	Eagles	Birdies	Pars	Bogeys	Doubles	Triples +
10	1	4	388	4.030	.030		75	272	75	5	1
17	2	5	526	4.692	.308-	7	160	221	39		1
9	3	3	162	3.072	.072		57	286	82	3	
13	4	4	384	3.965	.035-		99	256	62	11	
3	5	4	454	4.154	.154		48	283	85	8	4
10	6	4	381	4.030	.030		61	300	60	7	
6	7	4	439	4.129	.129		60	273	81	11	3
2	8	3	215	3.178	.178		37	286	99	5	1
14	9	5	582	4.909	.091-	1	101	264	60	2	
12	10	4	395	4.019	.019		77	278	64	6	3
16	11	5	529	4.853	.147-	2	128	236	57	4	1
15	12	4	336	3.864	.136-	1	111	264	51		1
8	13	3	172	3.093	.093	1	71	266	73	13	4
4	14	4	438	4.152	.152		46	281	91	10	
5	15	4	426	4.150	.150	1	38	298	79	11	1
18	16	5	497	4.629	.371-	10	198	170	41	9	
7	17	3	132	3.112	.112		61	290	51	23	3
1	*18	4	440	4.400	.400		24	252	116	30	6
<b>TOTALS:</b>		<b>72</b>	<b>6896</b>	<b>72.430</b>	<b>.430</b>	<b>23</b>	<b>1452</b>	<b>4776</b>	<b>1266</b>	<b>158</b>	<b>29</b>

\* in Top 1992 50 Toughest Holes

## 1992 Scoring Recap

	ROUND 1	ROUND 2	ROUND 3	ROUND 4	TOTAL
Rounds below 70	33	23	12	8	76
Rounds below par	69	58	27	24	178
Rounds par & below	82	78	33	37	230
Rounds at even par	13	20	6	13	52
Rounds over par	62	64	40	36	202
Rounds 80 & over	4	3	2	2	11

# THE PLAYERS Championship Summaries

1993



Nick Price

**TPC Sawgrass**  
**Ponte Vedra Beach, FL**  
**March 25-28**  
**Purse: \$2,500,000**  
**Par: 36-36—72**  
**Yards: 6,896**

**CUT:** 72 players at 2-under-par.

**LEADERS**

**First Round**

<b>Nick Price</b> .....	<b>64 (-8)</b>
Kirk Triplett.....	64 (-8)
Bernhard Langer.....	65 (-7)
Joey Sindelar.....	65 (-7)

**Second Round**

<b>Nick Price</b> .....	<b>132 (-12)</b>
Bernhard Langer.....	134 (-10)
Dave Rummells.....	134 (-10)
Doug Tewell.....	134 (-10)

**Third Round**

<b>Nick Price</b> .....	<b>203 (-13)</b>
Bernhard Langer.....	204 (-12)
Greg Norman.....	204 (-12)
Mark O'Meara.....	204 (-12)

**WEATHER:** Overcast and calm Thursday. Friday morning overcast cleared by late afternoon. There was a 55-minute delay from 3:45 to 4:40 p.m. due to lightning in the area. Saturday was clear and windy, as was Sunday.

Player	Pos.	Score	Money
<b>NICK PRICE</b> .....	<b>1</b>	<b>64-68-71-67</b>	<b>270 \$450,000.00</b>
Bernhard Langer.....	2	65-69-70-71	275 270,000.00
Gil Morgan.....	T3	68-71-72-65	276 145,000.00
Greg Norman.....	T3	66-70-68-72	276 145,000.00
Mark O'Meara.....	5	67-71-66-73	277 100,000.00
Paul Azinger.....	T6	68-69-68-73	278 80,937.50
Ken Green.....	T6	70-67-69-72	278 80,937.50
Rocco Mediate.....	T6	68-71-68-71	278 80,937.50
Joe Ozaki.....	T6	72-68-68-70	278 80,937.50
Tom Watson.....	10	70-72-69-68	279 67,500.00
Joel Edwards.....	T11	66-69-72-73	280 53,000.00
Dan Forsman.....	T11	71-67-73-69	280 53,000.00
Mike Hulbert.....	T11	71-67-72-70	280 53,000.00
Tom Lehman.....	T11	69-73-69-69	280 53,000.00
Payne Stewart.....	T11	70-70-66-74	280 53,000.00
Steve Elkington.....	T16	67-70-71-73	281 38,750.00
Corey Pavin.....	T16	69-72-67-73	281 38,750.00
Dave Rummells.....	T16	69-65-74-73	281 38,750.00
Joey Sindelar.....	T16	65-71-73-72	281 38,750.00
Fulton Allem.....	T20	70-72-73-67	282 26,071.43
Billy Andrade.....	T20	71-70-73-68	282 26,071.43
Bob Estes.....	T20	70-68-72-72	282 26,071.43
Andrew Magee.....	T20	70-71-71-70	282 26,071.43
Mark McCumber.....	T20	68-70-70-74	282 26,071.43

Player	Pos.	Score	Money
Doug Tewell.....	T20	67-67-74-74	282 \$26,071.43
Jay Haas.....	T20	69-70-68-75	282 26,071.42
Russ Cochran.....	27	67-72-71-73	283 19,250.00
Ronnie Black.....	T28	66-70-71-77	284 16,625.00
Brian Claar.....	T28	72-69-74-69	284 16,625.00
Bruce Lietzke.....	T28	69-69-72-74	284 16,625.00
Bob Lohr.....	T28	71-71-70-72	284 16,625.00
Vijay Singh.....	T28	69-71-72-72	284 16,625.00
Howard Twitty.....	T28	71-70-71-72	284 16,625.00
Donnie Hammond.....	T34	66-73-73-73	285 12,900.00
Lee Janzen.....	T34	70-71-71-73	285 12,900.00
Ted Schulz.....	T34	71-70-73-71	285 12,900.00
Robert Wrenn.....	T34	67-73-73-72	285 12,900.00
Fuzzy Zoeller.....	T34	67-75-74-69	285 12,900.00
Ian Baker-Finch.....	T39	71-71-71-73	286 9,750.00
Fred Couples.....	T39	68-69-75-74	286 9,750.00
Fred Funk.....	T39	68-73-73-72	286 9,750.00
Jim Gallagher, Jr.....	T39	69-69-69-79	286 9,750.00
Mike Smith.....	T39	70-69-74-73	286 9,750.00
Kirk Triplett.....	T39	64-78-75-69	286 9,750.00
Ian Woosnam.....	T39	71-70-69-76	286 9,750.00
Marco Dawson.....	T46	68-73-75-71	287 6,800.00
David Edwards.....	T46	69-70-71-77	287 6,800.00
Bruce Fleisher.....	T46	74-67-72-74	287 6,800.00

Player	Pos.	Score	Money
Gary Hallberg.....	T46	71-71-74-71	287 \$6,800.00
Larry Rinker.....	T46	70-72-72-73	287 6,800.00
Jeff Sluman.....	T46	71-65-80-71	287 6,800.00
Brad Bryant.....	T52	69-70-72-77	288 5,771.43
Rick Fehr.....	T52	67-71-74-76	288 5,771.43
Billy Mayfair.....	T52	73-68-72-75	288 5,771.43
Peter Persons.....	T52	73-68-73-74	288 5,771.43
Duffy Waldorf.....	T52	72-66-75-75	288 5,771.43
Denis Watson.....	T52	72-66-74-76	288 5,771.43
Tony Johnstone.....	T52	70-71-70-77	288 5,771.42
Brad Fabel.....	T59	68-68-77-76	289 5,525.00
Dick Mast.....	T59	70-70-77-72	289 5,525.00
Ed Dougherty.....	T61	69-71-76-74	290 5,375.00
Brett Ogle.....	T61	70-72-68-80	290 5,375.00
D.A. Weirbring.....	T61	69-73-72-76	290 5,375.00
Mark Wiebe.....	T61	71-70-74-75	290 5,375.00
Nolan Henke.....	T65	70-72-73-76	291 5,225.00
Kenny Perry.....	T65	70-69-76-76	291 5,225.00
Davis Love III.....	T67	70-69-82-72	293 5,125.00
Mike Reid.....	T67	68-73-72-80	293 5,125.00
Dillard Pruitt.....	69	70-72-72-80	294 5,050.00
Billy Ray Brown.....	70	68-74-78-78	298 5,000.00

**The following players did not finish** (C=cut, W=withdrew, D=Disqualified)

**C—143-**John Adams, Bill Britton, Keith Clearwater, Jay Delsing, Mike Donald, Ernie Els, Wayne Grady, Scott Gump, Scott Hoch, Hale Irwin, Roger Maltbie, Blaine McCallister, Jim McGovern, Larry Mize, Steve Pate, Scott Simpson, Curtis Strange, David Toms, **144-**Chip Beck, Mark Calcavecchia, David Frost, Buddy Gardner, Kelly Gibson, Bob Gilder, Bill Glasson, John Inman, Tom Kite, Jeff Maggert, Jodie Mudd, Craig Parry, Calvin Peete, Tom Purtzer, Gene Sauers, Mike Sullivan, Greg Twigg, **145-**Dave Barr, Phil Blackmar, John Daly, John Huston, Steve Lamontagne, Don Pooley, Craig Stadler, **146-**Ben Crenshaw, Anders Forsbrand, Ed Humenik, Wayne Levi, John Mahaffey, Phil Mickelson, Larry Nelson, Loren Roberts, Mike Standly, Lance Ten Broeck, **147-**Mark Brooks, Dan Halldorson, Jim Hallet, Neal Lancaster, Mike Springer, Hal Sutton, Lanny Wadkins, Mark Carnevale, **150-**David Peoples, Tom Sieckmann, **151-**John Cook, Jose Maria Olazabal, Bob Tway, **152-**Robert Gamez, **154-**P.H. Horgan III, **156-**Jim Woodward, **W—223-**Dan Pohl, **148-**Ed Fiori, **149-**Jay Don Blake, Richard Zokol, **159-**Dudley Hart, **75-**Masashi Jumbo Ozaki, **78-**Hubert Green, **D—220-**Brad Faxon, Dudley Hart, **75-**Masashi Jumbo Ozaki, **78-**Hubert Green, **D—220-**Brad Faxon.

# 1993 Hole-by-Hole Summary

## TPC Sawgrass

Rank	Hole	Par	Average Yardage	Average Score	Average Over Under-par	Eagles	Birdies	Pars	Bogeys	Doubles	Triples +
9	1	4	388	4.033	.033		60	295	68	3	
17	2	5	526	4.754	.246-	4	132	259	27	4	
10	3	3	162	3.019	.019		62	300	58	6	
13	4	4	384	3.880	.120-		124	245	44	11	2
3	5	4	454	4.155	.155	2	46	275	90	13	
12	6	4	381	3.974	.026-		78	288	53	7	
4	7	4	439	4.134	.134		45	287	86	8	
5	8	3	215	3.103	.103		50	284	90	2	
14	9	5	582	4.857	.143-	1	105	279	36	5	
6	10	4	395	4.085	.085		54	293	69	9	1
15	11	5	529	4.775	.225-	3	144	233	39	6	1
16	12	4	336	3.756	.244-	2	130	265	28	1	
8	13	3	172	3.042	.042		77	269	68	10	2
2	14	4	438	4.169	.169		44	278	96	5	3
7	15	4	426	4.080	.080		47	306	66	6	1
18	16	5	497	4.667	.333-	9	176	195	41	4	1
11	17	3	132	3.014	.014		88	269	46	21	2
1	18	4	440	4.185	.185		45	281	79	20	1
<b>TOTALS:</b>		<b>72</b>	<b>6896</b>	<b>71.681</b>	<b>.319-</b>	<b>21</b>	<b>1507</b>	<b>4901</b>	<b>1084</b>	<b>141</b>	<b>14</b>


## 1993 Scoring Recap

	ROUND 1	ROUND 2	ROUND 3	ROUND 4	TOTAL
Rounds below 70	45	29	14	10	98
Rounds below par	93	68	27	19	207
Rounds par & below	110	86	40	30	266
Rounds at even par	17	18	13	11	59
Rounds over par	36	58	32	40	166
Rounds 80 & over		3	3	3	9



# THE PLAYERS Championship Summaries

1994



Greg Norman

**TPC Sawgrass**  
**Ponte Vedra Beach, FL**  
**March 24-27**  
**Purse: \$2,500,000**  
**Par: 36-36—72**  
**Yards: 6,896**

**LEADERS**

**First Round**

Greg Norman.....	63 (-9)
Lee Janzen.....	65 (-7)
Tom Kite.....	65 (-7)
Jeff Maggert.....	65 (-7)
Colin Montgomerie.....	65 (-7)
Fuzzy Zoeller.....	66 (-6)

**Second Round**

Greg Norman.....	130 (-14)
Fuzzy Zoeller.....	133 (-11)
Davis Love III.....	134 (-10)
Jeff Maggert.....	134 (-10)

**Third Round**

Greg Norman.....	197 (-19)
Fuzzy Zoeller.....	201 (-15)
Jeff Maggert.....	203 (-13)
Nick Faldo.....	204 (-12)
Davis Love III.....	204 (-12)

**CUT:** 85 players at even-par 144.

**WEATHER:** After a 15-minute start delay due to fog, weather conditions were ideal for Thursday play. A 2-hour, 56-minute weather delay, with lightning and heavy rain Friday, resulted in a suspension of play for the day at 6:25 p.m.; 72 players were still on the course. Friday conditions turned sunny

and clear in the afternoon, with cloud cover moving in late in the day. The second round was completed Saturday morning under sunny and clear skies; the third round got underway at 11 a.m., with ideal conditions throughout the afternoon. Cloudy skies early Sunday turned mostly sunny later, with winds picking up throughout.

Player	Pos.	Score	Money
<b>GREG NORMAN</b> .....	<b>1</b>	<b>63-67-67-67</b>	<b>264 \$450,000.00</b>
Fuzzy Zoeller.....	2	66-67-68-67	268 270,000.00
Jeff Maggert.....	3	65-69-69-68	271 170,000.00
Hale Irwin.....	4	67-70-70-69	276 120,000.00
Nick Faldo.....	5	67-69-68-73	277 100,000.00
Brad Faxon.....	76	68-68-70-72	278 83,750.00
Davis Love III.....	76	68-66-70-74	278 83,750.00
Steve Lowery.....	76	68-74-69-67	278 83,750.00
Gary Hallberg.....	79	68-69-69-73	279 65,000.00
Nolan Henke.....	79	73-69-69-68	279 65,000.00
Tom Kite.....	79	65-71-70-73	279 65,000.00
Colin Montgomerie.....	9	65-73-71-70	279 65,000.00
Mike Springer.....	13	68-68-72-72	280 52,500.00
Dave Barr.....	T14	68-69-72-72	281 42,500.00
Jose Maria Olazabal.....	T14	69-69-73-70	281 42,500.00
Craig Parry.....	T14	69-66-73-73	281 42,500.00
Loren Roberts.....	T14	68-71-71-71	281 42,500.00
Tom Watson.....	T14	71-72-71-67	281 42,500.00
Ben Crenshaw.....	T19	72-72-68-70	282 31,375.00
Dillard Pruitt.....	T19	70-71-68-73	282 31,375.00
Mike Standly.....	T19	72-71-68-71	282 31,375.00
Hal Sutton.....	T19	67-68-74-73	282 31,375.00
Mark Calcavecchia.....	T23	70-72-69-72	283 23,000.00
John Cook.....	T23	70-71-72-70	283 23,000.00
Tim Simpson.....	T23	69-71-70-73	283 23,000.00
Steve Stricker.....	T23	72-70-70-71	283 23,000.00
Lennie Clements.....	T27	68-71-74-71	284 16,640.63
Ed Fiori.....	T27	70-68-74-72	284 16,640.63
Jim Gallagher, Jr.....	T27	76-68-70-70	284 16,640.63

Player	Pos.	Score	Money
Wayne Levi.....	T27	72-68-72-72	284 16,640.63
Chip Beck.....	T27	73-71-67-73	284 16,640.62
Jay Delsing.....	T27	67-73-71-73	284 16,640.62
Bernhard Langer.....	T27	74-68-70-72	284 16,640.62
John Mahaffey.....	T27	71-73-65-75	284 16,640.62
Jay Don Blake.....	T35	70-73-69-73	285 11,037.50
Bob Estes.....	T35	70-71-70-74	285 11,037.50
Bob Gilder.....	T35	71-71-70-73	285 11,037.50
Mike Hulbert.....	T35	71-71-70-73	285 11,037.50
John Huston.....	T35	68-73-72-72	285 11,037.50
Lee Janzen.....	T35	65-75-70-75	285 11,037.50
Neal Lancaster.....	T35	71-68-72-74	285 11,037.50
Roger Maltbie.....	T35	71-69-73-72	285 11,037.50
Joey Sindelar.....	T35	70-74-70-71	285 11,037.50
Ted Tryba.....	T35	68-73-69-75	285 11,037.50
Ernie Els.....	T45	69-73-72-72	286 7,150.00
Rick Fehr.....	T45	70-73-68-75	286 7,150.00
Wayne Grady.....	T45	67-73-71-75	286 7,150.00
Andrew Magee.....	T45	72-71-70-73	286 7,150.00
Joe Ozaki.....	T45	71-72-70-73	286 7,150.00
Kirk Triplett.....	T45	71-72-70-73	286 7,150.00
David Edwards.....	T51	69-70-72-76	287 5,962.50
Steve Elkington.....	T51	71-72-75-69	287 5,962.50
Gene Sauers.....	T51	73-69-75-70	287 5,962.50
Grant Waite.....	T51	74-68-71-74	287 5,962.50
Fulton Allem.....	T55	70-71-72-75	288 5,600.00
Brian Claar.....	T55	68-76-72-72	288 5,600.00
Keith Clearwater.....	T55	70-72-70-76	288 5,600.00
Jay Haas.....	T55	75-69-71-73	288 5,600.00

Player	Pos.	Score	Money
Jim McGovern.....	T55	72-72-71-73	288 \$5,600.00
Larry Nelson.....	T55	70-67-76-75	288 5,600.00
Vijay Singh.....	T55	71-69-69-79	288 5,600.00
Michael Allen.....	T62	74-69-73-73	289 5,250.00
Joel Edwards.....	T62	68-75-73-73	289 5,250.00
Paul Goydos.....	T62	72-72-71-74	289 5,250.00
Mark McCumber.....	T62	73-71-75-70	289 5,250.00
Kenny Perry.....	T62	69-75-73-72	289 5,250.00
Jim Thorpe.....	T62	73-69-73-74	289 5,250.00
Howard Twitty.....	T62	69-75-72-73	289 5,250.00
Ian Baker-Finch.....	T69	73-69-74-74	290 4,950.00
Brandel Chamblee.....	T69	70-72-72-76	290 4,950.00
Russ Cochran.....	T69	70-73-78-69	290 4,950.00
Donnie Hammond.....	T69	68-73-75-74	290 4,950.00
D.A. Weirbring.....	T69	75-69-70-76	290 4,950.00
Brad Bryant.....	T74	75-69-75-72	291 4,725.00
Sandy Lyle.....	T74	71-72-71-77	291 4,725.00
Dick Mast.....	T74	73-70-74-74	291 4,725.00
Tom Sieckmann.....	T74	73-68-69-81	291 4,725.00
John Adams.....	T78	72-70-76-74	292 4,525.00
Fred Funk.....	T78	73-71-73-75	292 4,525.00
Greg Kraft.....	T78	72-71-72-77	292 4,525.00
Corey Pavin.....	T78	69-73-73-77	292 4,525.00
Jumbo Ozaki.....	82	68-76-75-74	293 4,400.00
Dan Forsman.....	83	67-77-73-77	294 4,350.00
Robert Gamez.....	84	70-72-81-72	295 4,300.00
Denis Watson.....	85	74-69-80-74	297 4,250.00

The following players did not finish (C=cut, W=withdrew)

**C—145**-Seve Ballesteros, Michael Bradley, Ed Dougherty, Bruce Fleisher, Bill Glasson, Dudley Hart, Ed Humenik, Tom Lehman, Blaine McCallister, Larry Mize, Ted Schulz, Payne Stewart, **146**-Mark Brooks, Billy Ray Brown, Scott Hoch, John Inman, Dan Pohl, Dave Rummells, Peter Senior, Scott Simpson, Craig Stadler, Bob Tway, Duffy Waldorf, Willie Wood, **147**-Ronnie Black, Trevor Dodds, John Flannery, David Frost, Mark McNulty, Jodie Mudd, Mike Reid, Jeff Sluman, Ian Woosnam, **148**-Billy Andrade, Kelly Gibson, Bruce Lietzke, David Ogren, **149**-Brett Ogle, Steve Pate, Nick Price, **150**-Phil Blackmar, Bob Lohr, Billy Mayfair, Tom Purtzer, David Toms, **151**-Marco Dawson, Ken Green, Larry Rinker, Doug Tewell, Lanny Wadkins, **152**-Mark O'Meara, Curtis Strange, **153**-Peter Jacobsen, Richard Zokol, **154**-John Daly, Brian Kamm, **157**-Greg Twiggs, **W—76**-Hubert Green, **85**-Calvin Peete.

# 1994 Hole-by-Hole Summary

## TPC Sawgrass

Rank	Hole	Par	Average Yardage	Average Score	Average Over Under-par	Eagles	Birdies	Pars	Bogeys	Doubles	Triples +
8	1	4	388	4.026	.026	1	64	316	72	3	
17	2	5	526	4.748	.252-	5	152	254	43	2	
10	3	3	162	2.989	.011-	1	64	334	53	4	
11	4	4	384	3.987	.013-	1	110	257	70	18	
3	5	4	454	4.204	.204		35	305	106	8	2
7	6	4	381	4.055	.055		86	277	77	14	2
5	7	4	439	4.103	.103		60	296	93	7	
6	8	3	215	3.096	.096	1	43	327	81	4	
14	9	5	582	4.901	.099-	3	108	284	54	6	1
13	10	4	395	3.971	.029-		84	306	61	5	
15	11	5	529	4.855	.145-	1	126	277	44	7	1
16	12	4	336	3.792	.208-	1	123	302	30		
4	13	3	172	3.123	.123		64	295	78	15	4
1	14	4	438	4.259	.259	1	39	279	118	16	3
8	15	4	426	4.026	.026		71	311	66	7	1
18	16	5	497	4.640	.360-	14	194	197	47	3	1
12	17	3	132	2.976	.024-		103	290	39	21	3
2	18	4	440	4.248	.248		46	282	102	22	4
<b>TOTALS:</b>		<b>72</b>	<b>6896</b>	<b>72.000</b>		<b>29</b>	<b>1572</b>	<b>5189</b>	<b>1234</b>	<b>162</b>	<b>22</b>

## 1994 Scoring Recap

	ROUND 1	ROUND 2	ROUND 3	ROUND 4	TOTAL
Rounds below 70	38	32	18	9	97
Rounds below par	76	58	46	21	201
Rounds par & below	93	75	59	35	262
Rounds at even par	17	17	13	14	61
Rounds over par	51	67	26	50	194
Rounds 80 & over	2	3	2	1	8

# THE PLAYERS Championship Summaries

1995



Lee Janzen

**TPC Sawgrass**  
**Ponte Vedra Beach, FL**  
**March 23-26**  
**Purse: \$3,000,000**  
**Par: 36-36—72**  
**Yards: 6,896**

**CUT:** 74 players at 5-over-par 149.

**LEADERS**

**First Round**

Corey Pavin.....	66 (-6)
Gene Sauers.....	67 (-5)
<b>Lee Janzen.....</b>	<b>69 (-3)</b>
Bernhard Langer.....	69 (-3)
Larry Mize.....	69 (-3)
Payne Stewart.....	69 (-3)
Steve Stricker.....	69 (-3)

**Second Round**

Corey Pavin.....	139 (-5)
Gene Sauers.....	139 (-5)
Bernhard Langer.....	140 (-4)
Davis Love III.....	140 (-4)
Steve Stricker.....	140 (-4)
<b>Lee Janzen.....</b>	<b>143 (T10)</b>

**Third Round**

Bernhard Langer.....	211 (-5)
Corey Pavin.....	211 (-5)
<b>Lee Janzen.....</b>	<b>212 (-4)</b>
Payne Stewart.....	213 (-3)

**WEATHER:** Sunny and warm Thursday, with winds gusting to 30 mph. Continued sunny, mild and windy Friday, Saturday and Sunday.

Player	Pos.	Score	Money
<b>LEE JANZEN</b> .....	<b>1</b>	<b>69-74-69-71</b>	<b>283 \$540,000.00</b>
Bernhard Langer.....	2	69-71-71-73	284 324,000.00
Corey Pavin.....	T3	66-73-72-74	285 156,000.00
Gene Sauers.....	T3	67-72-78-68	285 156,000.00
Payne Stewart.....	T3	69-73-71-72	285 156,000.00
Brad Bryant.....	T6	72-71-72-71	286 104,250.00
Davis Love III.....	T6	73-67-74-72	286 104,250.00
Billy Andrade.....	T8	74-69-73-71	287 87,000.00
Larry Mize.....	T8	69-77-72-69	287 87,000.00
Joe Ozaki.....	T8	74-70-72-71	287 87,000.00
Brian Claar.....	T11	74-70-71-73	288 69,000.00
Scott Simpson.....	T11	71-72-73-72	288 69,000.00
Steve Stricker.....	T11	69-71-74-74	288 69,000.00
Tom Lehman.....	T14	71-72-72-74	289 52,500.00
Phil Mickelson.....	T14	78-66-75-70	289 52,500.00
Colin Montgomerie.....	T14	79-70-71-69	289 52,500.00
Craig Stadler.....	T14	73-73-75-68	289 52,500.00
Curt Byrum.....	T18	73-71-76-70	290 39,120.00
Mark Calcavecchia.....	T18	74-75-71-70	290 39,120.00
Lennie Clements.....	T18	71-71-76-72	290 39,120.00
Jeff Maggert.....	T18	71-72-72-75	290 39,120.00
Billy Mayfair.....	T18	71-77-70-72	290 39,120.00
Jim Gallagher, Jr.....	T23	74-72-73-72	291 25,950.00
Mark McCumber.....	T23	71-73-72-75	291 25,950.00
Mark McNulty.....	T23	76-72-71-72	291 25,950.00

Player	Pos.	Score	Money
Jose Maria Olazabal.....	T23	78-70-74-69	291 \$25,950.00
Curtis Strange.....	T23	76-71-72-72	291 25,950.00
Ian Woosnam.....	T23	74-69-73-75	291 25,950.00
Michael Bradley.....	T29	75-70-74-73	292 19,500.00
Fred Couples.....	T29	73-72-73-74	292 19,500.00
Peter Jacobsen.....	T29	74-69-71-78	292 19,500.00
Jumbo Ozaki.....	T29	72-72-75-73	292 19,500.00
Tom Watson.....	T29	72-71-75-74	292 19,500.00
Bob Estes.....	T34	76-73-75-69	293 16,200.00
Loren Roberts.....	T34	73-72-72-76	293 16,200.00
Justin Leonard.....	T34	73-74-72-74	293 16,200.00
Seve Ballesteros.....	T37	75-68-73-78	294 13,200.00
David Frost.....	T37	72-74-75-73	294 13,200.00
Mike Heinen.....	T37	74-75-67-78	294 13,200.00
Andrew Magee.....	T37	70-75-72-77	294 13,200.00
Greg Norman.....	T37	70-74-73-77	294 13,200.00
Nick Price.....	T37	73-71-75-75	294 13,200.00
Bob Gilder.....	T43	73-76-75-71	295 9,620.00
Tom Kite.....	T43	71-74-76-74	295 9,620.00
Wayne Levi.....	T43	73-74-74-74	295 9,620.00
Bruce Lietzke.....	T43	78-70-75-72	295 9,620.00
Vijay Singh.....	T43	74-72-73-76	295 9,620.00
D.A. Weibring.....	T43	71-70-73-81	295 9,620.00
Brad Faxon.....	T49	73-74-76-73	296 7,330.00
Robert Gamez.....	T49	74-69-78-75	296 7,330.00

Player	Pos.	Score	Money
Paul Goydos.....	T49	75-74-75-72	296 \$7,330.00
Jesper Parnevik.....	T49	74-74-72-76	296 7,330.00
Dicky Pride.....	T49	74-73-74-75	296 7,330.00
Jeff Sluman.....	T49	74-74-78-70	296 7,330.00
Bob Lohr.....	T55	74-75-73-75	297 6,750.00
John Mahaffey.....	T55	76-73-72-76	297 6,750.00
Rocco Mediate.....	T55	71-74-80-72	297 6,750.00
Kenny Perry.....	T55	76-73-73-75	297 6,750.00
Fuzzy Zoeller.....	T55	72-73-77-75	297 6,750.00
Hale Irwin.....	T55	73-68-78-78	297 6,750.00
Chip Beck.....	T61	72-75-76-75	298 6,390.00
Clark Dennis.....	T61	78-71-77-72	298 6,390.00
Fred Funk.....	T61	73-73-74-78	298 6,390.00
Ken Green.....	T61	77-71-74-76	298 6,390.00
Nolan Henke.....	T61	74-75-72-77	298 6,390.00
Bobby Wadkins.....	T61	75-74-77-72	298 6,390.00
Kirk Triplett.....	T67	71-75-78-75	299 6,180.00
Ernie Els.....	T68	72-72-78-78	300 6,032.25
Gil Morgan.....	T68	74-74-75-77	300 6,032.25
Dan Pohl.....	T68	72-74-76-78	300 6,032.25
Bob Tway.....	T68	78-71-74-77	300 6,032.25
Donnie Hammond.....	T72	73-76-81-72	302 5,880.00
Robert Allenby.....	T73	77-72-78-79	306 5,820.00

The following players did not finish (C=cut, W=withdrew, D=Disqualified)

**C—150**-Guy Boros, Rick Fehr, Bill Glasson, John Morse, Larry Nelson, Frank Nobile, David Ogrin, Mike Reid, Steve Rintoul, Mike Standly, Doug Tewell, Duffy Waldorf, **151**-Jay Don Blake, Mark Brooks, Ben Crenshaw, Yoshinori Mizumaki, Brett Ogle, Steve Pate, Hal Sutton, **152**-Dave Barr, Russ Cochran, Dan Forsman, Wayne Grady, Mike Hulbert, Greg Kraft, Roger Maltbie, Blaine McCallister, Jim McGovern, Ted Tryba, **153**-Fulton Allem, Glen Day, Joel Edwards, Nick Faldo, Robin Freeman, Jay Haas, Dennis Paulson, Mike Sullivan, **154**-Jay Delsing, David Edwards, Jim Furyk, John Huston, Scott Verplank, **155**-Mark Carnevale, David Feherty, Sandy Lyle, Jack Nicklaus, Mark O'Meara, Craig Parry, Dave Stockton, Jr., **156**-David Duval, Dillard Pruitt, Tom Purtzer, Paul Stankowski, John Wilson, **157**-Ed Humenik, Brian Kamm, Neal Lancaster, Andy North, Jim Thorpe, **158**-Bob Burns, Chris DiMarco, Mike Springer, **159**-Paul Azinger, Brandel Chamblee, Hubert Green, Gary Hallberg, Lanny Wadkins, **161**-Keith Clearwater, Brian Henninger, Jodie Mudd, **W—222**-John Cook, **76**-Steve Elkington, **82**-Scott Hoch, **85**-Ian Baker-Finch, Calvin Peete, **D—81**-Steve Lowery.

# 1995 Hole-by-Hole Summary

## TPC Sawgrass

Rank	Hole	Par	Average Yardage	Average Score	Average Over Under-par	Eagles	Birdies	Pars	Bogeys	Doubles	Triples +
11	1	4	388	4.200	.200		46	274	106	14	
17	2	5	526	4.723	.277-	5	159	232	41	3	
6	3	3	162	3.246	.246		42	260	125	11	1
12	4	4	384	4.159	.159		62	272	85	16	4
4	5	4	454	4.278	.278		25	279	124	10	1
14	6	4	381	4.139	.139		62	273	89	12	3
2	* 7	4	439	4.285	.285		33	273	112	18	3
8	8	3	215	3.223	.223		35	275	125	4	
13	9	5	582	5.141	.141		72	249	104	12	2
5	10	4	395	4.256	.256		53	245	120	16	4
15	11	5	529	4.893	.107-	4	117	246	64	7	
16	12	4	336	3.872	.128-	1	104	286	44	3	
2	*13	3	172	3.285	.285	1	47	254	104	27	5
7	14	4	438	4.226	.226		39	275	112	11	1
10	15	4	426	4.212	.212		32	295	98	12	1
18	16	5	497	4.662	.338-	8	175	216	35	4	
9	17	3	132	3.219	.219		57	291	44	36	10
1	*18	4	440	4.505	.505		25	229	135	41	8
<b>TOTALS:</b>		<b>72</b>	<b>6896</b>	<b>74.492</b>	<b>2.492</b>	<b>19</b>	<b>1185</b>	<b>4724</b>	<b>1667</b>	<b>257</b>	<b>43</b>

\* in Top 1995 50 Toughest Holes

## 1995 Scoring Recap

	ROUND 1	ROUND 2	ROUND 3	ROUND 4	TOTAL
Rounds below 70	7	8	2	6	23
Rounds below par	20	29	10	15	74
Rounds par & below	31	44	24	29	128
Rounds at even par	11	15	14	14	54
Rounds over par	118	100	50	44	312
Rounds 80 & over	25	12	2	1	40

# THE PLAYERS Championship Summaries

1996



Fred Couples

**TPC Sawgrass**  
**Ponte Vedra Beach, FL**  
**March 28-31**  
**Purse: \$3,500,000**  
**Par: 36-36—72**  
**Yards: 6,896**

**LEADERS**

**First Round**

Justin Leonard.....	65 (-7)
Kenny Perry.....	65 (-7)
<b>Fred Couples .....</b>	<b>66 (-6)</b>
Craig Parry.....	66 (-6)
Fuzzy Zoeller.....	66 (-6)

**Second Round**

Tommy Tolles.....	133 (-11)
Mark Calcavecchia.....	135 (-9)
Justin Leonard.....	135 (-9)
David Duval.....	136 (-8)
Jay Haas.....	136 (-8)
Kenny Perry.....	136 (-8)
<b>Fred Couples .....</b>	<b>138 (T11)</b>

**Third Round**

Tommy Tolles.....	202 (-14)
David Duval.....	204 (-12)
Michael Bradley.....	205 (-11)
Jay Haas.....	205 (-11)
<b>Fred Couples .....</b>	<b>206 (T5)</b>

**CUT:** 77 players at 1-under-par 143 from a field of 147.

**WEATHER:** Sunny early Thursday before thunderstorms moved in by mid-afternoon. Play was suspended for 28 minutes at 3:02 p.m. and for the day

at 4:42 p.m. with 69 players still on the course. The first round resumed at 7:10 a.m. Friday. Overcast Friday with shifting winds. Rain, sometimes heavy, Saturday. A few showers Sunday.

Player	Pos.	Score	Money
<b>FRED COUPLES.....</b>	<b>1</b>	<b>66-72-68-64</b>	<b>270 \$630,000.00</b>
Colin Montgomerie.....	T2	71-69-66-68	274 308,000.00
Tommy Tolles.....	T2	69-64-69-72	274 308,000.00
David Duval.....	T4	70-66-68-71	275 137,812.50
Rocco Mediate.....	T4	74-69-66-66	275 137,812.50
Kenny Perry.....	T4	65-71-70-69	275 137,812.50
Fuzzy Zoeller.....	T4	66-70-72-67	275 137,812.50
Ernie Els.....	T8	71-70-65-70	276 94,500.00
Jay Haas.....	T8	68-68-69-71	276 94,500.00
Tom Lehman.....	T8	70-72-67-67	276 94,500.00
Vijay Singh.....	T8	70-68-68-70	276 94,500.00
Grant Waite.....	T8	68-72-68-68	276 94,500.00
Fred Funk.....	T13	70-69-67-71	277 65,625.00
Jim Furyk.....	T13	70-70-67-70	277 65,625.00
Larry Mize.....	T13	70-67-71-69	277 65,625.00
Gil Morgan.....	T13	70-69-69-69	277 65,625.00
Patrick Burke.....	T17	72-71-69-66	278 54,250.00
David Frost.....	T17	67-70-72-69	278 54,250.00
Michael Bradley.....	T19	72-67-66-74	279 35,735.00
John Daly.....	T19	68-70-69-72	279 35,735.00
Joel Edwards.....	T19	71-67-71-70	279 35,735.00
Steve Elkington.....	T19	68-73-68-70	279 35,735.00
Wayne Grady.....	T19	72-69-68-70	279 35,735.00
Scott Gump.....	T19	70-68-68-73	279 35,735.00
Nolan Henke.....	T19	71-68-68-72	279 35,735.00
Tim Herron.....	T19	69-73-68-69	279 35,735.00

Player	Pos.	Score	Money
Scott Hoch.....	T19	71-70-70-68	279 \$35,735.00
Kirk Triplett.....	T19	67-72-73-67	279 35,735.00
Mark Calcavecchia.....	T29	67-68-75-70	280 23,275.00
Robert Gomez.....	T29	68-73-70-69	280 23,275.00
Mark O'Meara.....	T29	73-69-69-69	280 23,275.00
Jumbo Ozaki.....	T29	71-69-69-71	280 23,275.00
John Adams.....	T33	71-69-71-70	281 17,718.75
Jay Don Blake.....	T33	74-68-68-71	281 17,718.75
Jim Carter.....	T33	70-72-66-73	281 17,718.75
Marco Dawson.....	T33	72-71-69-69	281 17,718.75
Steve Jones.....	T33	70-69-69-73	281 17,718.75
Phil Mickelson.....	T33	71-72-64-74	281 17,718.75
Loren Roberts.....	T33	73-70-70-68	281 17,718.75
Tom Watson.....	T33	72-68-69-72	281 17,718.75
Blaine McCallister.....	T41	72-70-66-74	282 12,950.00
Jeff Sluman.....	T41	68-72-72-70	282 12,950.00
Craig Stadler.....	T41	73-70-71-68	282 12,950.00
Payne Stewart.....	T41	73-70-68-71	282 12,950.00
Bobby Wadkins.....	T41	71-70-68-73	282 12,950.00
Hale Irwin.....	T46	67-73-69-74	283 9,360.00
Lee Janzen.....	T46	70-71-70-72	283 9,360.00
Davis Love III.....	T46	69-70-72-72	283 9,360.00
Steve Lowery.....	T46	73-70-68-72	283 9,360.00
Corey Pavin.....	T46	67-71-76-69	283 9,360.00
Nick Price.....	T46	70-69-73-71	283 9,360.00
Dillard Pruitt.....	T46	71-71-71-70	283 9,360.00

Player	Pos.	Score	Money
Guy Boros.....	T53	69-72-70-73	284 \$7,990.00
Neal Lancaster.....	T53	73-70-69-72	284 7,990.00
Jeff Maggert.....	T53	70-70-77-67	284 7,990.00
Jesper Parnevik.....	T53	69-70-72-73	284 7,990.00
Craig Parry.....	T53	66-74-72-72	284 7,990.00
Gene Sauers.....	T53	69-72-72-71	284 7,990.00
Hal Sutton.....	T53	72-69-73-70	284 7,990.00
Chip Beck.....	T60	68-69-76-72	285 7,665.00
Frank Nobilo.....	T60	68-72-72-73	285 7,665.00
Larry Nelson.....	T62	71-69-73-73	286 7,490.00
Dan Pohl.....	T62	72-70-73-71	286 7,490.00
Tom Purtzer.....	T62	74-69-72-71	286 7,490.00
Justin Leonard.....	T65	65-70-80-72	287 7,315.00
Mike Reid.....	T65	70-73-72-72	287 7,315.00
Woody Austin.....	T67	72-71-72-73	288 7,105.00
Brian Kamm.....	T67	68-74-71-75	288 7,105.00
Doug Martin.....	T67	69-71-76-72	288 7,105.00
Don Pooley.....	T67	69-73-74-72	288 7,105.00
Michael Campbell.....	T71	70-73-69-77	289 6,895.00
Mike Hulbert.....	T71	73-70-73-73	289 6,895.00
Ben Crenshaw.....	T73	70-73-71-76	290 6,685.00
Jim Gallagher, Jr.....	T73	71-70-76-73	290 6,685.00
Ken Green.....	T73	71-71-74-74	290 6,685.00
John Morse.....	T73	68-74-74-74	290 6,685.00
Mark McCumber.....	T77	69-74-71-79	293 6,510.00

The following players did not finish (C=cut, W=withdrew)

**C—144**-Fulton Allem, Paul Azinger, Mark Brooks, Curt Bryum, Brian Claar, Lennie Clements, John Cook, Dan Forsman, Bill Glasson, Peter Jacobsen, Tom Kite, David Ogrin, Costantino Rocca, Tom Scherrer, Duffy Waldorf, John Wilson, Ian Woosnam, **145**-David Edwards, Bob Estes, Nick Faldo, Mike Heinen, Bruce Lietzke, Andrew Magee, Dave Stockton, Jr., David Toms, **146**-Robert Allenby, Billy Andrade, Glen Day, Jay Delsing, John Huston, Sandy Lyle, John Mahaffey, Greg Norman, Naomichi Joe Ozaki, Scott Simpson, Joey Sindelar, Bob Tway, Lanny Wadkins, **147**-Joe Acosta, Jr., Brad Bryant, Robin Freeman, Bob Lohr, Charlie Rymer, Steve Stricker, **148** Brandel Chamblee, Keith Fergus, Jerry Kelly, Omar Uresti, **149**-Mike Standly, Curtis Strange, Mike Sullivan, **150**-Ian Baker-Finch, Brad Fabel, Kelly Gibson, Paul Goydos, Brett Ogle, Lee Rinker, Sam Torrance, **151**-Mike Brisky, Scott McCarron, **152**-Billy Mayfair, Mark Wiebe, **153**-Phil Blackmar, Rick Fehr, Brian Henninger, Jim McGovern, Ted Tryba, **W—78**-Scott Verplank, **81**-Ed Dougherty.

# 1996 Hole-by-Hole Summary

## TPC Sawgrass

Rank	Hole	Par	Average Yardage	Average Score	Average Over Under-par	Eagles	Birdies	Pars	Bogeys	Doubles	Triples +
6	1	4	388	4.043	.043		54	321	66	2	1
18	2	5	526	4.595	.405-	8	192	218	24	2	
7	3	3	162	3.041	.041		66	301	70	7	
12	4	4	384	3.926	.074-		104	277	55	8	
3	5	4	454	4.115	.115		49	310	72	11	2
10	6	4	381	4.005	.005		77	296	65	4	2
9	7	4	439	4.016	.016		73	297	68	6	
4	8	3	215	3.061	.061		51	318	72	3	
14	9	5	582	4.901	.099-		107	280	51	6	
8	10	4	395	4.034	.034	1	75	284	76	8	
16	11	5	529	4.800	.200-	2	130	269	41	2	
15	12	4	336	3.806	.194-	1	118	293	30	2	
11	13	3	172	3.002	.002	1	82	294	53	10	4
2	14	4	438	4.194	.194		49	283	91	19	2
5	15	4	426	4.052	.052		57	310	74	3	
17	16	5	497	4.606	.394-	15	194	187	47	1	
13	17	3	132	2.921	.079-		98	297	36	12	1
1	18	4	440	4.261	.261		42	287	79	31	5
<b>TOTALS:</b>		<b>72</b>	<b>6896</b>	<b>71.376</b>	<b>.624-</b>	<b>28</b>	<b>1618</b>	<b>5122</b>	<b>1070</b>	<b>137</b>	<b>17</b>

## 1996 Scoring Recap

	ROUND 1	ROUND 2	ROUND 3	ROUND 4	TOTAL
Rounds below 70	32	29	36	21	118
Rounds below par	72	72	50	42	236
Rounds par & below	91	92	61	56	300
Rounds at even par	19	20	11	14	64
Rounds over par	55	52	16	21	144
Rounds 80 & over	3	2	1		6



# THE PLAYERS Championship Summaries

1997



Steve Elkington

**TPC Sawgrass**  
**Ponte Vedra Beach, FL**  
**March 27-30**  
**Purse: \$3,500,000**  
**Par: 36-36—72**  
**Yards: 6,896**

**LEADERS**

**First Round**

Steve Elkington.....	66 (-6)
Mark Calcavecchia.....	67 (-5)
Russ Cochran.....	67 (-5)
David Edwards.....	67 (-5)
Tom Lehman.....	67 (-5)
Fuzzy Zoeller.....	67 (-5)

**Second Round**

Steve Elkington.....	135 (-9)
Larry Mize.....	136 (-8)
David Edwards.....	137 (-7)
Tommy Tolles.....	137 (-7)

**Third Round**

Steve Elkington.....	203 (-13)
Scott Hoch.....	205 (-11)
Billy Andrade.....	208 (-8)
Tom Purtzer.....	208 (-8)

**CUT:** 76 players at 2-over-par 146 from a field of 144.

**WEATHER:** Sunny and warm with afternoon winds Thursday and Friday. Overcast and windy Saturday, with periods of light rain. Threatening again on Sunday, but no rain.

Player	Pos.	Score	Money
<b>STEVE ELKINGTON.....</b>	<b>1</b>	<b>66-69-68-69</b>	<b>272 \$630,000.00</b>
Scott Hoch.....	2	69-71-65-74	279 378,000.00
Loren Roberts.....	3	70-74-67-69	280 238,000.00
Brad Faxon.....	4	70-69-72-70	281 168,000.00
Billy Andrade.....	5	68-72-68-74	282 140,000.00
Tom Lehman.....	6	67-71-73-72	283 126,000.00
Mark Brooks.....	7	72-68-70-74	284 109,083.34
Colin Montgomerie.....	7	70-70-71-73	284 109,083.33
Tommy Tolles.....	7	70-67-73-74	284 109,083.33
Russ Cochran.....	T10	67-74-72-72	285 84,000.00
Fred Couples.....	T10	71-74-71-69	285 84,000.00
Ernie Els.....	T10	68-71-72-74	285 84,000.00
Kirk Triplett.....	T10	71-68-70-76	285 84,000.00
Stuart Appleby.....	T14	71-71-70-74	286 54,250.00
Paul Azinger.....	T14	72-72-71-71	286 54,250.00
Michael Bradley.....	T14	68-74-72-72	286 54,250.00
David Edwards.....	T14	67-70-76-73	286 54,250.00
Fred Funk.....	T14	71-75-68-72	286 54,250.00
Larry Mize.....	T14	68-68-74-76	286 54,250.00
Paul Stankowski.....	T14	73-70-71-72	286 54,250.00
Fuzzy Zoeller.....	T14	67-72-73-74	286 54,250.00
John Cook.....	T22	73-69-72-73	287 37,800.00
Craig Parry.....	T22	71-67-80-69	287 37,800.00
Mark Calcavecchia.....	T24	67-75-71-75	288 27,700.00
Nick Faldo.....	T24	71-72-73-72	288 27,700.00

Player	Pos.	Score	Money
Robert Gamez.....	T24	70-73-68-77	288 \$27,700.00
Doug Martin.....	T24	72-71-75-70	288 27,700.00
Len Mattiace.....	T24	71-72-71-74	288 27,700.00
Nick Price.....	T24	75-68-74-71	288 27,700.00
Tom Purtzer.....	T24	68-71-69-80	288 27,700.00
Rick Fehr.....	T31	74-67-75-73	289 20,300.00
Bernhard Langer.....	T31	71-73-75-70	289 20,300.00
Chris Perry.....	T31	74-71-70-74	289 20,300.00
Joey Sindelar.....	T31	71-73-73-72	289 20,300.00
Vijay Singh.....	T31	71-69-74-75	289 20,300.00
Tiger Woods.....	T31	71-73-72-73	289 20,300.00
Nolan Henke.....	T37	72-73-73-72	290 15,400.00
Lee Janzen.....	T37	73-73-74-70	290 15,400.00
Pete Jordan.....	T37	72-74-73-71	290 15,400.00
Justin Leonard.....	T37	71-71-70-78	290 15,400.00
Brian Watts.....	T37	70-68-74-78	290 15,400.00
Willie Wood.....	T37	74-71-70-75	290 15,400.00
David Duval.....	T43	74-69-74-74	291 11,550.00
Jay Haas.....	T43	68-76-74-73	291 11,550.00
Mark McNulty.....	T43	71-73-69-78	291 11,550.00
Costantino Rocca.....	T43	74-69-73-75	291 11,550.00
Duffy Waldorf.....	T43	71-70-75-75	291 11,550.00
Peter Jacobsen.....	T48	75-71-73-73	292 9,345.00
Omar Uresti.....	T48	73-69-72-78	292 9,345.00
Jumbo Ozaki.....	T50	70-76-71-76	293 8,610.00

Player	Pos.	Score	Money
Dave Stockton, Jr.....	T50	68-71-77-77	293 \$8,610.00
Hal Sutton.....	T50	70-71-74-78	293 8,610.00
Phil Blackmar.....	T53	71-74-74-75	294 7,953.75
Robert Damron.....	T53	69-72-78-75	294 7,953.75
Jim Furyk.....	T53	71-74-70-79	294 7,953.75
Andrew Magee.....	T53	71-71-76-76	294 7,953.75
Gil Morgan.....	T53	71-72-73-78	294 7,953.75
Greg Norman.....	T53	71-72-72-79	294 7,953.75
Taylor Smith.....	T53	68-73-76-77	294 7,953.75
Tom Watson.....	T53	70-71-79-74	294 7,953.75
Glen Day.....	T61	70-72-76-77	295 7,630.00
Jay Don Blake.....	T62	73-72-72-79	296 7,490.00
Mike Hulbert.....	T62	70-71-77-78	296 7,490.00
Mike Reid.....	T62	71-74-74-77	296 7,490.00
Scott Gump.....	T65	71-75-72-79	297 7,280.00
Steve Lowery.....	T65	73-72-74-78	297 7,280.00
Joe Ozaki.....	T65	68-74-74-81	297 7,280.00
John Huston.....	T68	72-70-77-79	298 7,105.00
Don Pooley.....	T68	71-74-71-82	298 7,105.00
Jim Gallagher, Jr.....	T70	72-74-75-78	299 6,930.00
Sandy Lyle.....	T70	68-74-77-80	299 6,930.00
Mark O'Meara.....	T70	73-72-76-78	299 6,930.00
Mike Brisky.....	T73	71-71-80-79	301 6,790.00
John Wilson.....	T74	70-74-79-79	302 6,720.00
Lee Rinker.....	T75	74-72-77-81	304 6,650.00

The following players did not finish (C=cut, W=withdrew, D=Disqualified)

**C—147**-Emlyn Aubrey, Jim Carter, Kelly Gibson, Brian Henninger, Neal Lancaster, Billy Mayfair, Rocco Mediate, Corey Pavin, Payne Stewart, Bob Tway, **148**-John Adams, Olin Browne, Marco Dawson, Joel Edwards, Tom Kite, Greg Kraft, John Maginnes, Scott Simpson, Jeff Sluman, Ted Tryba, Mark Wiebe, **149**-Brandel Chamblee, Lennie Clements, Dudley Hart, Scott McCarron, John Morse, Kenny Perry, Craig Stadler, Steve Stricker, Sam Torrance, Grant Waite, **150**-Paul Goydos, Donnie Hammond, Steve Jones, David Ogren, Jesper Parnevik, Dicky Pride, **151**-Woody Austin, Scott Dunlap, Joe Durant, Dan Forsman, Tim Herron, Mark McCumber, **152**-Ronnie Black, Larry Nelson, Frank Nobilo, Hugh Royer III, **153**-Brad Bryant, Wayne Levi, Phil Mickelson, David Toms, D.A. Weirring, **154**-Jerry Kelly, Jeff Maggert, Blaine McCallister, Clarence Rose, **155**-Wayne Grady, Curtis Strange, **156**-Brad Fabel, **157**-Fulton Allem, Chip Beck, **160**-Robert Allenby, Ben Crenshaw, **W—74**-Guy Boros, **76**-John Daly, Ian Woosnam, **80**-Patrick Burke, **81**-David Frost, **D—211**-Davis Love III.

# 1997 Hole-by-Hole Summary

## TPC Sawgrass

Rank	Hole	Par	Average Yardage	Average Score	Average Over Under-par	Eagles	Birdies	Pars	Bogeys	Doubles	Triples +
9	1	4	388	4.104	.104		62	279	80	12	1
17	2	5	526	4.848	.152-		126	253	51	3	1
7	3	3	162	3.106	.106		45	300	87	2	
11	4	4	384	4.071	.071		88	248	79	17	2
3	5	4	454	4.247	.247		44	260	113	13	4
12	6	4	381	4.051	.051		70	279	78	7	
6	7	4	439	4.111	.111		52	294	78	8	2
5	8	3	215	3.147	.147	1	52	271	102	8	
13	9	5	582	4.982	.018-	1	99	253	70	10	1
7	10	4	395	4.106	.106		62	278	82	10	2
14	11	5	529	4.961	.039-		107	247	71	8	1
16	12	4	336	3.935	.065-	1	100	267	59	6	1
10	13	3	172	3.097	.097		66	281	69	15	3
2	*14	4	438	4.366	.366		43	231	130	21	9
4	15	4	426	4.168	.168		38	296	89	11	
18	16	5	497	4.712	.288-	9	167	206	46	4	2
15	17	3	132	2.952	.048-	1	95	280	44	11	3
1	*18	4	440	4.415	.415		38	237	114	35	10
<b>TOTALS:</b>		<b>72</b>	<b>6896</b>	<b>73.378</b>	<b>1.378</b>	<b>13</b>	<b>1354</b>	<b>4760</b>	<b>1442</b>	<b>201</b>	<b>42</b>

\* in Top 1997 50 Toughest Holes

## 1997 Scoring Recap

	ROUND 1	ROUND 2	ROUND 3	ROUND 4	TOTAL
Rounds below 70	19	16	8	4	47
Rounds below par	57	40	23	11	131
Rounds par & below	68	55	33	19	175
Rounds at even par	11	15	10	8	44
Rounds over par	76	84	43	56	259
Rounds 80 & over	7	3	2	5	17

# THE PLAYERS Championship Summaries

1998



Justin Leonard

**TPC Sawgrass**  
**Ponte Vedra Beach, FL**  
**March 26-29**  
**Purse: \$4,000,000**  
**Par: 36-36—72**  
**Yards: 6,950**

**LEADERS**

**First Round**

Glen Day	66 (-6)
Fred Couples	67 (-5)
Rocco Mediate	67 (-5)
Jerry Kelly	68 (-4)
<b>Justin Leonard</b>	<b>72 (T44)</b>

**Second Round**

Lee Janzen	137 (-7)
Joe Ozaki	137 (-7)
Tom Kite	138 (-6)
<b>Justin Leonard</b>	<b>141 (T13)</b>

**Third Round**

Lee Janzen	206 (-10)
Glen Day	209 (-7)
<b>Justin Leonard</b>	<b>211 (-5)</b>

**CUT:** 72 players at 2-over-par 146 from a field of 144.

**WEATHER:** Mostly sunny and breezy Thursday, with a brief morning shower. Sunny and warm the rest of the week.

Player	Pos.	Score	Money
<b>JUSTIN LEONARD</b>	<b>1</b>	<b>72-69-70-67</b>	<b>278 \$720,000.00</b>
Glen Day	T2	66-73-70-71	280 352,000.00
Tom Lehman	T2	72-70-70-68	280 352,000.00
Mark Calcavecchia	4	69-75-68-69	281 192,000.00
Scott Hoch	T5	73-69-70-70	282 146,000.00
Len Mattiace	T5	69-71-72-70	282 146,000.00
Lee Westwood	T5	74-71-68-69	282 146,000.00
Phil Mickelson	T8	69-73-70-71	283 116,000.00
Nick Price	T8	71-72-70-70	283 116,000.00
Payne Stewart	T8	72-71-75-65	283 116,000.00
Ernie Els	T11	71-72-70-71	284 96,000.00
Scott Verplank	T11	71-71-72-70	284 96,000.00
John Cook	T13	71-73-71-70	285 77,333.34
Lee Janzen	T13	70-67-69-79	285 77,333.33
Bruce Lietzke	T13	69-70-74-72	285 77,333.33
John Daly	T16	71-70-76-69	286 66,000.00
David Sutherland	T16	72-73-69-72	286 66,000.00
Doug Barron	T18	71-72-74-70	287 48,685.72
Hal Sutton	T18	74-69-74-70	287 48,685.72
Bob Tway	T18	72-71-75-69	287 48,685.72
David Duval	T18	69-77-70-71	287 48,685.71
Nick Faldo	T18	75-69-70-73	287 48,685.71
Joe Ozaki	T18	69-68-76-74	287 48,685.71
Omar Uresti	T18	72-71-70-74	287 48,685.71

Player	Pos.	Score	Money
Tom Kite	T25	72-66-78-72	288 \$30,533.34
Lee Rinker	T25	72-73-72-71	288 30,533.34
Dudley Hart	T25	74-70-71-73	288 30,533.33
Steve Jones	T25	71-71-73-73	288 30,533.33
Jose Maria Olazabal	T25	72-74-70-72	288 30,533.33
Jesper Parnevik	T25	72-72-72-72	288 30,533.33
Tommy Armour III	T31	71-75-71-72	289 24,250.00
Jerry Kelly	T31	68-71-77-73	289 24,250.00
Larry Mize	T31	73-73-73-70	289 24,250.00
Craig Stadler	T31	71-70-72-76	289 24,250.00
Billy Andrade	T35	70-74-75-71	290 18,885.72
Jim Furyk	T35	70-75-73-72	290 18,885.72
Tiger Woods	T35	72-73-73-72	290 18,885.72
Brad Faxon	T35	71-73-72-74	290 18,885.71
Scott McCarron	T35	72-72-71-75	290 18,885.71
Kirk Triplett	T35	71-71-73-75	290 18,885.71
Tom Watson	T35	71-74-71-74	290 18,885.71
Brandel Chamblee	T42	72-73-76-70	291 12,560.00
Stewart Cink	T42	71-73-74-73	291 12,560.00
Fred Couples	T42	67-73-73-78	291 12,560.00
Bob Estes	T42	72-70-74-75	291 12,560.00
David Frost	T42	69-71-73-78	291 12,560.00
Billy Mayfair	T42	69-75-69-78	291 12,560.00
Mark O'Meara	T42	70-75-72-74	291 12,560.00

Player	Pos.	Score	Money
Steve Pate	T42	71-71-74-75	291 \$12,560.00
Kevin Sutherland	T42	72-70-73-76	291 12,560.00
Michael Bradley	T51	74-72-76-70	292 9,626.67
Jeff Maggert	T51	69-71-76-76	292 9,626.67
Steve Stricker	T51	74-72-70-76	292 9,626.66
Scott Gump	T54	72-68-76-77	293 9,200.00
Per-Ulrik Johansson	T54	69-74-78-72	293 9,200.00
Vijay Singh	T54	72-71-75-75	293 9,200.00
Paul Goydos	T57	72-70-80-72	294 8,920.00
Nolan Henke	T57	69-73-77-75	294 8,920.00
Davis Love III	T57	73-72-69-80	294 8,920.00
Rocco Mediate	T57	67-73-77-77	294 8,920.00
Joey Sindelar	T61	73-69-81-72	295 8,680.00
Ted Tryba	T61	70-74-72-79	295 8,680.00
Robert Gamez	T63	74-72-77-73	296 8,480.00
Frank Nobile	T63	72-72-75-77	296 8,480.00
Grant Waite	T63	76-70-75-75	296 8,480.00
Phil Blackmar	T66	72-74-76-75	297 8,280.00
Brian Henninger	T66	73-72-73-79	297 8,280.00
Skip Kendall	T68	74-72-73-79	298 8,160.00
Fred Funk	T69	73-73-75-78	299 8,040.00
Donnie Hammond	T69	71-75-72-81	299 8,040.00
Larry Rinker	T71	78-67-81-74	300 7,880.00
Mark Wiebe	T71	76-69-76-79	300 7,880.00

The following players did not finish (C=cut, W=withdrew)

**C—147**-Stuart Appleby, Robert Damron, Brad Fabel, Brent Geiberger, John Huston, Shigeki Maruyama, Larry Nelson, Mike Reid, David Toms, Willie Wood, **148**-Fulton Allem, Ronnie Black, Mark Brooks, David Edwards, Kelly Gibson, P.H. Horgan III, Colin Montgomerie, David Ogren, Corey Pavin, Chris Perry, Don Pooley, Curtis Strange, **149**-Retief Goosen, Tim Herron, Neal Lancaster, Frank Lickliter II, Steve Lowery, Sandy Lyle, Kenny Perry, Loren Roberts, Mike Standly, Phil Tataurangi, Tommy Tolles, **150**-John Adams, Ben Crenshaw, Rick Fehr, Gabriel Hjertstedt, Doug Martin, Jeff Sluman, Duffy Waldorf, **151**-Russ Cochran, Jay Haas, Bernhard Langer, Craig Parry, Clarence Rose, **152**-Mike Brisky, Olin Browne, Trevor Dodds, Mike Hulbert, Pete Jordan, Andrew Magee, Costantino Rocca, **153**-Michael Christie, Darren Clarke, Scott Simpson, **154**-Tom Byrum, Mark McCumber, Masashi Jumbo Ozaki, Tom Purtzer, **155**-Guy Boros, **156**-Stephen Ames, Joe Durant, **157**-Wayne Grady, **158**-Billy Ray Brown, **159**-Jim Carter, Lennie Clements, **160**-Mike Springer, **161**-Paul Azinger, **W**—Ian Woosnam, **75**-Paul Stankowski, **78**-Jay Don Blake, Dan Forsman.

# 1998 Hole-by-Hole Summary

## TPC Sawgrass

Rank	Hole	Par	Average Yardage	Average Score	Average Over Under-par	Eagles	Birdies	Pars	Bogeys	Doubles	Triples +
10	1	4	388	4.096	.096	2	58	274	83	10	
17	2	5	526	4.749	.251-	3	162	207	50	4	1
11	3	3	170	3.063	.063		67	270	86	4	
14	4	4	384	3.946	.054-	1	115	230	69	11	1
1	* 5	4	454	4.316	.316		32	250	125	18	2
12	6	4	381	4.044	.044	1	73	269	75	8	1
5	7	4	439	4.255	.255		27	281	105	11	3
6	8	3	215	3.197	.197		40	270	111	5	1
13	9	5	582	4.963	.037-	2	87	270	63	3	2
2	*10	4	415	4.311	.311		27	257	129	11	3
16	11	5	529	4.848	.152-	3	125	239	55	4	1
15	12	4	336	3.927	.073-	1	92	277	51	6	
9	13	3	172	3.129	.129		55	280	78	11	3
3	*14	4	450	4.283	.283		30	265	114	17	1
7	15	4	440	4.143	.143		48	275	99	5	
18	16	5	497	4.707	.293-	7	169	197	50	4	
8	17	3	132	3.138	.138		60	293	38	30	6
4	18	4	440	4.258	.258	1	33	277	89	25	2
<b>TOTALS:</b>		<b>72</b>	<b>6950</b>	<b>73.375</b>	<b>1.375</b>	<b>21</b>	<b>1300</b>	<b>4681</b>	<b>1470</b>	<b>187</b>	<b>27</b>

\* in Top 1998 50 Toughest Holes

## 1998 Scoring Recap

	ROUND 1	ROUND 2	ROUND 3	ROUND 4	TOTAL
Rounds below 70	16	11	6	7	40
Rounds below par	43	35	23	23	124
Rounds par & below	67	53	32	34	186
Rounds at even par	24	18	9	11	62
Rounds over par	76	87	40	38	241
Rounds 80 & over	5	10	3	2	20

# THE PLAYERS Championship Summaries

1999



David Duval

**TPC Sawgrass**  
**Ponte Vedra Beach, FL**  
**March 25-28, 1999**  
**Purse: \$5,000,000**  
**Par: 36-36—72**  
**Yards: 7,093**

**LEADERS**

**First Round**

Bob Estes.....	68 (-4)
Brian Watts.....	68 (-4)
<b>David Duval.....</b>	<b>69 (-3)</b>
Joe Ozaki.....	69 (-3)
Hal Sutton.....	69 (-3)

**Second Round**

Joe Ozaki.....	137 (-7)
<b>David Duval.....</b>	<b>138 (-6)</b>
Bruce Lietzke.....	139 (-5)

**Third Round**

<b>David Duval.....</b>	<b>212 (-4)</b>
Skip Kendall.....	213 (-3)
Phil Mickelson.....	213 (-3)
Scott Hoch.....	215 (-1)
Colin Montgomerie.....	215 (-1)
Nick Price.....	215 (-1)

**CUT:** 79 players at 4-over-par 148 from a field of 145.

**WEATHER:** Sunny and warm Thursday, with temperatures nearing 80 degrees. Partly cloudy Friday, with temperatures continuing warm. Windy

and cooler Saturday, with temperatures reaching only into the mid 60s. There were sustained winds at 10-15 mph, with gusts to more than 20 mph. Sunny and breezy Sunday, with temperatures reaching the low 70s and winds reaching 5-10 mph.

Player	Pos.	Score	Money	Player	Pos.	Score	Money	Player	Pos.	Score	Money
<b>DAVID DUVAL.....</b>	<b>1</b>	<b>69-69-74-73</b>	<b>285 \$900,000.00</b>	Curtis Strange.....	T23	71-69-78-76	294 \$40,166.67	Robert Damron.....	T52	74-72-76-76	298 \$11,600.00
Scott Gump.....	2	72-74-70-71	287 540,000.00	Esteban Toledo.....	T23	73-75-72-74	294 40,166.67	Dan Forsman.....	T52	76-70-78-74	298 11,600.00
Nick Price.....	3	74-67-74-73	288 340,000.00	Larry Mize.....	T23	73-71-73-77	294 40,166.66	David Frost.....	T52	74-72-74-78	298 11,600.00
Fred Couples.....	T4	77-71-73-68	289 220,000.00	Colin Montgomerie.....	T23	72-70-73-79	294 40,166.66	Jeff Gallagher.....	T52	71-73-77-77	298 11,600.00
Hal Sutton.....	T4	69-74-73-73	289 220,000.00	Payne Stewart.....	T23	72-70-74-78	294 40,166.66	Jose Maria Olazabal.....	T52	78-70-76-74	298 11,600.00
Scott Hoch.....	T6	72-70-73-75	290 161,875.00	Gabriel Hjertstedt.....	T32	73-72-74-76	295 27,666.67	Jay Don Blake.....	T58	77-71-79-72	299 11,050.00
Mark O'Meara.....	T6	72-73-71-74	290 161,875.00	Franklin Langham.....	T32	71-75-75-74	295 27,666.67	Barry Cheesman.....	T58	73-74-73-79	299 11,050.00
Steve Stricker.....	T6	73-73-70-74	290 161,875.00	Bruce Lietzke.....	T32	71-68-80-76	295 27,666.67	John Cook.....	T58	78-69-78-74	299 11,050.00
Lee Westwood.....	T6	73-69-75-73	290 161,875.00	Scott Verplank.....	T32	76-71-73-75	295 27,666.67	Steve Pate.....	T58	74-74-72-79	299 11,050.00
Mark Brooks.....	T10	71-77-71-72	291 107,142.86	Phil Mickelson.....	T32	71-71-71-82	295 27,666.66	Billy Andrade.....	T62	73-74-81-72	300 10,500.00
Mark Calcavecchia.....	T10	76-70-72-73	291 107,142.86	Chris Perry.....	T32	70-74-73-78	295 27,666.66	Bob Estes.....	T62	68-74-80-78	300 10,500.00
Davis Love III.....	T10	70-70-78-73	291 107,142.86	Steve Elkington.....	T38	71-73-78-74	296 20,000.00	Bob Friend.....	T62	74-69-87-70	300 10,500.00
Joe Ozaki.....	T10	69-68-81-73	291 107,142.86	Fred Funk.....	T38	72-69-76-79	296 20,000.00	Bradley Hughes.....	T62	70-74-78-78	300 10,500.00
Joey Sindelar.....	T10	72-71-74-74	291 107,142.86	Paul Goydos.....	T38	71-74-76-75	296 20,000.00	Greg Kraft.....	T62	71-74-82-73	300 10,500.00
Skip Kendall.....	T10	70-73-70-78	291 107,142.85	Dudley Hart.....	T38	70-74-76-76	296 20,000.00	Craig Stadler.....	T62	72-70-80-78	300 10,500.00
Tiger Woods.....	T10	70-71-75-75	291 107,142.85	Miguel Angel Jimenez.....	T38	76-69-79-72	296 20,000.00	Tom Watson.....	T62	75-71-79-75	300 10,500.00
Ernie Els.....	T17	73-67-80-72	292 75,000.00	Bernhard Langer.....	T38	73-72-77-74	296 20,000.00	Craig Parry.....	69	75-73-73-80	301 10,100.00
Jim Furyk.....	T17	71-76-73-72	292 75,000.00	Kirk Triplett.....	T38	70-75-76-75	296 20,000.00	Tom Byrum.....	70	76-72-80-74	302 10,000.00
Duffy Waldorf.....	T17	71-71-75-75	292 75,000.00	Brian Watts.....	T38	68-74-78-76	296 20,000.00	Jim Carter.....	T71	76-72-76-80	304 9,700.00
David Toms.....	T20	73-75-74-71	293 60,333.34	Chris DiMarco.....	T46	74-72-76-75	297 13,600.00	Darren Clarke.....	T71	77-70-79-78	304 9,700.00
John Huston.....	T20	75-72-73-73	293 60,333.33	Brad Faxon.....	T46	72-75-79-71	297 13,600.00	Russ Cochran.....	T71	76-70-79-79	304 9,700.00
Vijay Singh.....	T20	77-70-74-72	293 60,333.33	Brent Geiberger.....	T46	74-71-78-74	297 13,600.00	Frank Nobilo.....	T71	72-71-80-81	304 9,700.00
Brad Fabel.....	T23	73-70-80-71	294 40,166.67	Jeff Maggert.....	T46	73-71-76-77	297 13,600.00	Corey Pavin.....	T71	74-74-82-74	304 9,700.00
Justin Leonard.....	T23	72-72-75-75	294 40,166.67	Jeff Sluman.....	T46	70-72-79-76	297 13,600.00	Joe Durant.....	76	74-74-78-79	305 9,400.00
Frank Lickliter.....	T23	71-70-76-77	294 40,166.67	Tommy Tolles.....	T46	72-73-76-76	297 13,600.00	Fulton Allem.....	T77	74-67-83-82	306 9,250.00
Jesper Parnevik.....	T23	71-73-74-76	294 40,166.67	Doug Barron.....	T52	72-73-77-76	298 11,600.00	Tom Kite.....	T77	76-72-79-79	306 9,250.00

The following players did not finish (C=Cut, W=withdrew, D=Disqualified)

**C—149**-Stuart Appleby, Paul Azinger, Brandel Chamblee, Stewart Cink, Lee Janzen, Tom Lehman, Doug Martin, Billy Mayfair, Rocco Mediate, Greg Norman, Mike Reid, Loren Roberts, Scott Simpson, Paul Stankowski, Kevin Sutherland, Ted Tryba, **150**-Michael Bradley, Ben Crenshaw, Bill Glasson, Tim Herron, Neal Lancaster, Steve Lowery, Scott McCarron, Larry Rinker, David Sutherland, Kevin Wentworth, **151**-Clark Dennis, Lee Rinker, Bob Tway, Mark Wiebe, **152**-Ben Bates, Trevor Dodds, Carlos Franco, Brandt Jobe, Steve Jones, J.L. Lewis, Ian Woosnam, **153**-Olin Browne, Harrison Frazar, Tom Purtzer, **154**-Wayne Grady, Mike Hulbert, Tom Pernice, Jr., Phil Tataurangi, **155**-Andrew Magee, Len Mattiace, Blaine McCallister, Lee Porter, Mike Springer, Grant Waite, Willie Wood, Fuzzy Zoeller, **156**-Glen Day, Steve Flesch, Jay Haas, **157**-Tommy Armour II, Seve Ballesteros, J.P. Hayes, Peter Jacobsen, Omar Uresti, **158**-Brian Henninger, Jerry Kelly, Shigeki Maruyama, **161**-Nolan Henke, **W—82**-Kenny Perry, **83**-John Daly, **D—229**-Nick Faldo.

# 1999 Hole-by-Hole Summary

## TPC Sawgrass

Rank	Hole	Par	Average Yardage	Average Score	Average Over Under-par	Eagles	Birdies	Pars	Bogeys	Doubles	Triples +
6	1	4	388	4.258	.258		35	276	121	10	3
17	2	5	526	4.742	.258-	14	145	236	45	3	2
9	3	3	170	3.207	.207		41	280	116	7	1
13	4	4	384	4.040	.040	3	106	230	85	19	2
8	5	4	454	4.234	.234	1	47	268	106	22	1
12	6	4	381	4.090	.090		71	275	88	10	1
3	7	4	439	4.306	.306		35	263	127	16	4
9	8	3	215	3.207	.207	1	41	278	115	10	
15	9	5	582	4.975	.025-	1	109	245	80	10	
4	10	4	415	4.288	.288		43	255	126	18	3
16	11	5	529	4.969	.031-	6	106	240	83	9	1
14	12	4	336	4.027	.027		95	258	78	13	1
6	13	3	172	3.258	.258		62	254	95	24	10
2	*14	4	450	4.344	.344		27	269	118	31	
5	15	4	440	4.281	.281		41	254	137	10	3
17	16	5	497	4.742	.258-	7	169	211	49	8	1
11	17	3	132	3.148	.148	1	70	289	46	29	10
1	*18	4	440	4.557	.557		29	210	155	36	15
<b>TOTALS:</b>		<b>72</b>	<b>6950</b>	<b>74.672</b>	<b>2.672</b>	<b>34</b>	<b>1272</b>	<b>4591</b>	<b>1770</b>	<b>285</b>	<b>58</b>

\* in Top 1999 50 Toughest Holes

## 1999 Scoring Recap

	ROUND 1	ROUND 2	ROUND 3	ROUND 4	TOTAL
Rounds below 70	5	12	0	1	18
Rounds below par	29	40	6	6	81
Rounds par & below	45	54	9	13	121
Rounds at even par	16	14	3	7	40
Rounds over par	100	89	70	65	324
Rounds 80 & over	11	3	14	5	33



# THE PLAYERS Championship Summaries

2000



Hal Sutton

**TPC Sawgrass**  
**Ponte Vedra Beach, FL**  
**March 23-27, 2000**  
**Purse: \$6,000,000**  
**Par: 36-36—72**  
**Yards: 7,093**

**LEADERS**

**First Round**

Hal Sutton.....	69 (-3)
Brad Fabel.....	70 (-2)
Lee Janzen.....	70 (-2)
Bernhard Langer.....	70 (-2)
Len Mattiace.....	70 (-2)
Billy Mayfair.....	70 (-2)
Joe Ozaki.....	70 (-2)
Kenny Perry.....	70 (-2)
Craig Parry.....	70 (-2)

**Second Round**

Hal Sutton.....	138 (-6)
Fulton Allem.....	139 (-5)
Tom Lehman.....	139 (-5)
Omar Uresti.....	139 (-5)

**Third Round**

Hal Sutton.....	207 (-9)
Tiger Woods.....	208 (-8)
Tom Lehman.....	211 (-5)

**CUT:** 80 players at 6-over-par 150 from a field of 144.

**WEATHER:** Windy and cool Thursday, with temperatures reaching only into the low 60s. There were sustained winds at 15-20 mph, with gusts to more than 30 mph. Play was suspended at 6:25 p.m. due to darkness with 21 players still on the course. The first round resumed at 7:45 a.m. Friday. A

mix of sunshine and clouds Friday, with winds from 10-15 mph, gusting to 20 mph. Sunny Saturday, with temperatures in the mid 70s. Sunday began partly cloudy, with temperatures reaching the mid 70s and winds from the southwest at 7-12 mph. Heavy rain and lightning suspended final-round play at 4:45 p.m. with 20 players on the course. Play resumed at 9 a.m. Monday, and the day was mostly sunny.

Player	Pos.	Score	Money
<b>HAL SUTTON.....</b>	<b>1</b>	<b>69-69-69-71</b>	<b>278 \$1,080,000.00</b>
Tiger Woods.....	2	71-71-66-71	279 648,000.00
Robert Damron.....	3	78-70-66-70	284 270,600.00
Scott Dunlap.....	T3	73-70-71-70	284 270,600.00
Jeff Maggert.....	T3	77-68-71-68	284 270,600.00
Colin Montgomerie.....	T3	75-69-70-70	284 270,600.00
Nick Price.....	T3	73-71-73-67	284 270,600.00
Tom Lehman.....	8	71-68-72-74	285 186,000.00
Greg Chalmers.....	T9	71-75-69-71	286 156,000.00
Lee Janzen.....	T9	70-73-70-73	286 156,000.00
Len Mattiace.....	T9	70-72-73-71	286 156,000.00
Mark O'Meara.....	T9	75-74-70-67	286 156,000.00
Jim Carter.....	T13	73-71-72-71	287 112,500.00
David Duval.....	T13	75-73-70-69	287 112,500.00
Fred Funk.....	T13	74-73-68-72	287 112,500.00
Scott Hoch.....	T13	73-75-68-71	287 112,500.00
Paul Azinger.....	T17	75-69-70-74	288 90,000.00
Billy Mayfair.....	T17	70-74-73-71	288 90,000.00
Jeff Sluman.....	T17	75-71-66-76	288 90,000.00
Ernie Els.....	T20	73-69-72-75	289 75,000.00
Scott Verplank.....	T20	75-74-68-72	289 75,000.00
Stuart Appleby.....	T22	72-77-71-70	290 57,600.00
Thomas Bjorn.....	T22	76-73-72-69	290 57,600.00
Greg Kraft.....	T22	77-72-70-71	290 57,600.00
Justin Leonard.....	T22	71-76-69-74	290 57,600.00
Craig Parry.....	T22	70-74-69-77	290 57,600.00
Carlos Franco.....	T27	73-73-73-72	291 41,700.00

Player	Pos.	Score	Money
Steve Jones.....	T27	80-70-72-69	291 \$41,700.00
Naomichi Joe Ozaki.....	T27	70-77-73-71	291 41,700.00
Steve Pate.....	T27	76-74-68-73	291 41,700.00
Kenny Perry.....	T27	70-77-70-74	291 41,700.00
Esteban Toledo.....	T27	75-74-72-70	291 41,700.00
Stewart Cink.....	T33	75-73-69-75	292 32,400.00
Fred Couples.....	T33	77-73-73-69	292 32,400.00
Harrison Frazer.....	T33	77-70-72-73	292 32,400.00
Chris Perry.....	T33	76-70-71-75	292 32,400.00
Vijay Singh.....	T33	75-73-74-70	292 32,400.00
Brad Fabel.....	T38	70-74-75-74	293 26,400.00
Steve Flesch.....	T38	79-71-72-71	293 26,400.00
David Toms.....	T38	77-72-72-72	293 26,400.00
Omar Uresti.....	T38	71-68-80-74	293 26,400.00
Stephen Ames.....	T42	72-72-75-75	294 20,400.00
Scott Gump.....	T42	72-75-73-74	294 20,400.00
J.P. Hayes.....	T42	73-76-71-74	294 20,400.00
Jerry Kelly.....	T42	79-70-73-72	294 20,400.00
Bernhard Langer.....	T42	70-76-75-73	294 20,400.00
Kirk Triplett.....	T42	75-72-74-73	294 20,400.00
John Daly.....	T48	77-73-74-71	295 15,264.00
Frank Lickliter.....	T48	75-74-71-75	295 15,264.00
Davis Love III.....	T48	73-75-72-75	295 15,264.00
Chris Riley.....	T48	73-77-75-70	295 15,264.00
Lee Westwood.....	T48	77-73-72-73	295 15,264.00
Robert Allenby.....	T53	73-71-77-75	296 13,890.00
Nick Faldo.....	T53	73-76-76-71	296 13,890.00

Player	Pos.	Score	Money
Greg Norman.....	T53	75-71-73-77	296 \$13,890.00
David Sutherland.....	T53	75-74-71-76	296 13,890.00
Craig Barlow.....	T57	71-76-75-75	297 13,380.00
Mark Brooks.....	T57	72-75-71-79	297 13,380.00
David Frost.....	T57	78-69-78-72	297 13,380.00
Bill Glasson.....	T57	74-72-80-71	297 13,380.00
Woody Austin.....	T61	77-72-71-78	298 12,840.00
Russ Cochran.....	T61	77-73-71-77	298 12,840.00
Jim Furyk.....	T61	72-72-75-79	298 12,840.00
Corey Pavin.....	T61	72-73-74-79	298 12,840.00
Kevin Wentworth.....	T61	74-72-75-77	298 12,840.00
Fulton Allem.....	T66	75-65-82-77	299 12,120.00
Doug Barron.....	T66	72-74-76-77	299 12,120.00
Brandel Chamblee.....	T66	74-74-73-78	299 12,120.00
Tom Kite.....	T66	75-72-77-75	299 12,120.00
Steve Lowery.....	T66	76-74-71-78	299 12,120.00
Scott McCarron.....	T66	78-67-77-77	299 12,120.00
Ian Woosnam.....	T66	76-74-70-79	299 12,120.00
Dan Forsman.....	T73	77-73-75-75	300 11,460.00
Paul Lawrie.....	T73	76-74-71-79	300 11,460.00
Ted Tryba.....	T73	75-71-80-74	300 11,460.00
Brian Watts.....	T73	77-71-74-78	300 11,460.00
Ronnie Black.....	T77	74-76-70-81	301 10,980.00
Olin Browne.....	T77	77-73-71-80	301 10,980.00
Brad Faxon.....	T77	79-71-76-75	301 10,980.00
Nolan Henke.....	T77	78-70-76-77	301 10,980.00

The following players did not finish (C=cut, W=withdrew)

**C—151**-Notah Begay III, Darren Clarke, John Cook, Chris DiMarco, Skip Kendall, J.L. Lewis, Jesper Parnevik, Kevin Sutherland, Bob Tway, **152**-Retief Goosen, Charles Raulerson, Tom Scherrer, Mark Wiebe, **153**-Brent Geiberger, Miguel A. Jimenez, Larry Mize, Tom Pernice, Jr., Tom Purtzer, Joey Sindelar, **154**-Billy Andrade, Jay Don Blake, Tom Byrum, Glen Day, Jay Delsing, Sergio Garcia, Jonathan Kaye, Rocco Mediate, Phil Mickelson, Jose Maria Olazabal, Loren Roberts, Steve Stricker, Jean Van De Velde, **155**-Mark Calcavecchia, Paul Goydos, Tim Herron, Gabriel Hjertstedt, Dicky Pride, Mike Reid, **156**-Rich Beem, Eric Booker, Barry Cheesman, Matt Gogel, John Huston, **157**-Trevor Dodds, Jay Haas, Bradley Hughes, Andrew Magee, Rory Sabbatini, **158**-Tommy Armour III, Ben Grenshaw, Brian Henninger, Duffy Waldorf, **159**-Bob Estes, Wayne Grady, Dennis Paulson, Paul Stankowski, **160**-John Maginnes, Tommy Tolles, Mike Weir, **161**-Craig Stadler, **162**-Franklin Langham, **170**-Mike Brisky, **W—79**-Dudley Hart, **81**-Shigeki Maruyama.

## 2000 Hole-by-Hole Summary

### TPC Sawgrass

Rank	Hole	Par	Average Yardage	Average Score	Average Over Under-par	Eagles	Birdies	Pars	Bogeys	Doubles	Triples +
7	1	4	392	4.231	.231		48	257	131	10	
17	2	5	532	4.756	.244	10	140	248	45	3	
10	3	3	177	3.188	.188		37	296	105	8	
14	4	4	384	4.058	.058		79	276	78	12	1
5	5	4	466	4.280	.280		39	262	128	15	2
15	6	4	393	4.016	.016	1	87	273	74	11	
6	7	4	442	4.253	.253		54	251	117	22	2
11	8	3	219	3.112	.112	2	44	310	83	6	1
13	9	5	583	5.072	.072	1	105	217	108	14	1
2	*10	4	424	4.372	.372		48	227	132	36	3
16	11	5	535	4.794	.206	8	151	221	59	5	2
12	12	4	358	4.076	.076	1	78	267	87	12	1
9	13	3	181	3.200	.200		71	255	90	22	8
3	*14	4	467	4.316	.316		34	269	115	24	4
8	15	4	449	4.229	.229		39	280	113	14	
18	16	5	507	4.684	.316	18	162	214	48	3	1
4	*17	3	137	3.303	.303	1	63	269	51	42	20
1	*18	4	447	4.511	.511		20	242	131	44	9
<b>TOTALS:</b>		<b>72</b>	<b>7093</b>	<b>74.451</b>	<b>2.451</b>	<b>42</b>	<b>1299</b>	<b>4634</b>	<b>1695</b>	<b>303</b>	<b>55</b>

\* in Top 2000 50 Toughest Holes

## 2000 Scoring Recap

	ROUND 1	ROUND 2	ROUND 3	ROUND 4	TOTAL
Rounds below 70	1	10	12	7	30
Rounds below par	15	30	34	27	106
Rounds par & below	23	43	45	33	144
Rounds at even par	8	13	11	6	38
Rounds over par	121	99	35	47	302
Rounds 80 & over	22	10	4	2	38

# THE PLAYERS Championship Summaries

2001



Tiger Woods

**TPC Sawgrass**  
**Ponte Vedra Beach, FL**  
**March 22-26, 2001**  
**Purse: \$6,000,000**  
**Par: 36-36—72**  
**Yards: 7,093**

**LEADERS**

**First Round**

Paul Azinger.....	66 (-6)
Scott Hoch.....	67 (-5)
Jonathan Kaye.....	67 (-5)
Vijay Singh.....	67 (-5)
<b>Tiger Woods.....</b>	<b>72 (T37)</b>

**Second Round**

Jerry Kelly.....	135 (-9)
Paul Azinger.....	136 (-8)
Scott Hoch.....	137 (-7)
Kenny Perry.....	137 (-7)
Vijay Singh.....	137 (-7)
<b>Tiger Woods.....</b>	<b>141 (T8)</b>

**Third Round**

Jerry Kelly.....	205 (-11)
Vijay Singh.....	207 (-9)
<b>Tiger Woods.....</b>	<b>207 (-9)</b>
Scott Hoch.....	208 (-8)

**CUT:** 75 players at 3-over-par 147 from a field of 142.

**WEATHER:** Early week rain softened the course. There were sea breezes all week averaging 10-15 mph. Sunny and beautiful Thursday, Friday and Saturday, with temperatures reaching the mid 70s. Partly cloudy early

Sunday, with temperatures reaching the high 60s. Heavy rain and lightning suspended final-round play at 1:08 p.m. Play resumed at 4:00 p.m., then was suspended due to darkness at 6:49 p.m. with 22 players on the course. Play resumed at 10 a.m. Monday, with cool and sunny conditions.

Player	Pos.	Score	Money
<b>TIGER WOODS.....</b>	<b>1</b>	<b>72-69-66-67</b>	<b>274 \$1,080,000.00</b>
Vijay Singh.....	2	67-70-70-68	275 648,000.00
Bernhard Langer.....	3	73-68-68-67	276 408,000.00
Jerry Kelly.....	4	69-66-70-73	278 288,000.00
Billy Mayfair.....	T5	68-72-70-71	281 228,000.00
Hal Sutton.....	T5	72-71-68-70	281 228,000.00
Paul Azinger.....	T7	66-70-74-72	282 187,000.00
Scott Hoch.....	T7	67-70-71-74	282 187,000.00
Frank Lickliter II.....	T7	72-72-70-68	282 187,000.00
Joe Durant.....	T10	73-73-67-70	283 156,000.00
Nick Price.....	T10	70-74-71-68	283 156,000.00
Tom Lehman.....	T12	71-71-72-70	284 126,000.00
Jose Maria Olazabal.....	T12	71-76-68-69	284 126,000.00
David Toms.....	T12	70-77-66-71	284 126,000.00
Michael Campbell.....	T15	72-71-69-73	285 102,000.00
Scott Dunlap.....	T15	70-73-73-69	285 102,000.00
Franklin Langham.....	T15	73-71-71-70	285 102,000.00
Lee Janzen.....	T18	77-67-69-73	286 84,000.00
Jonathan Kaye.....	T18	67-72-76-71	286 84,000.00
Kenny Perry.....	T18	71-66-74-75	286 84,000.00
Robert Allenby.....	T21	68-75-71-73	287 62,400.00
Jim Furyk.....	T21	72-75-72-68	287 62,400.00
J.P. Hayes.....	T21	72-69-76-70	287 62,400.00
Tim Herron.....	T21	73-74-71-69	287 62,400.00
Corey Pavin.....	T21	73-72-69-73	287 62,400.00

Player	Pos.	Score	Money
Angel Cabrera.....	T26	72-70-74-72	288 \$44,400.00
Darren Clarke.....	T26	75-70-72-71	288 44,400.00
Brad Faxon.....	T26	72-74-73-69	288 44,400.00
Skip Kendall.....	T26	68-78-69-73	288 44,400.00
Naomichi Joe Ozaki.....	T26	77-68-72-71	288 44,400.00
Dennis Paulson.....	T31	74-70-73-72	289 38,100.00
Kirk Triplett.....	T31	72-71-76-70	289 38,100.00
Stuart Appleby.....	T33	74-73-75-68	290 31,028.58
Fred Funk.....	T33	70-71-77-72	290 31,028.57
Padraig Harrington.....	T33	70-75-73-72	290 31,028.57
Phil Mickelson.....	T33	73-68-72-77	290 31,028.57
Craig Parry.....	T33	71-73-76-70	290 31,028.57
Jeff Sluman.....	T33	72-71-75-72	290 31,028.57
Mark Wiebe.....	T33	73-73-69-75	290 31,028.57
Steve Flesch.....	T40	70-73-76-72	291 24,000.00
Brian Gay.....	T40	73-74-72-72	291 24,000.00
Colin Montgomerie.....	T40	71-71-75-74	291 24,000.00
Bob Tway.....	T40	72-73-74-72	291 24,000.00
Billy Andrade.....	T44	72-73-74-73	292 18,140.00
Tom Kite.....	T44	70-73-75-74	292 18,140.00
Scott McCarron.....	T44	71-75-77-69	292 18,140.00
Paul Stankowski.....	T44	72-74-73-73	292 18,140.00
Scott Verplank.....	T44	69-75-72-76	292 18,140.00
Mike Weir.....	T44	77-69-72-74	292 18,140.00
Jay Don Blake.....	T50	74-73-73-73	293 14,472.00

Player	Pos.	Score	Money
Jim Carter.....	T50	69-73-75-76	293 \$14,472.00
Nick Faldo.....	T50	73-73-75-72	293 14,472.00
Sergio Garcia.....	T50	73-74-74-72	293 14,472.00
Steve Jones.....	T50	72-71-72-78	293 14,472.00
Tom Byrum.....	T55	73-71-75-75	294 13,680.00
John Cook.....	T55	71-72-75-76	294 13,680.00
Chris DiMarco.....	T55	74-73-74-73	294 13,680.00
Greg Chalmers.....	T58	71-73-72-79	295 13,080.00
Fred Couples.....	T58	71-75-70-79	295 13,080.00
Glen Hnatik.....	T58	74-70-71-80	295 13,080.00
Steve Pate.....	T58	72-72-76-75	295 13,080.00
Chris Riley.....	T58	71-75-73-76	295 13,080.00
Kevin Sutherland.....	T58	71-74-73-77	295 13,080.00
Jay Williamson.....	T58	78-69-77-71	295 13,080.00
Mark Brooks.....	T65	71-74-76-76	297 12,480.00
Greg Kraft.....	T65	73-71-72-81	297 12,480.00
Rocco Mediate.....	T65	73-73-75-76	297 12,480.00
Paul Goydos.....	T68	73-74-76-75	298 12,180.00
Carl Paulson.....	T68	74-73-76-75	298 12,180.00
Brent Geiberger.....	T70	72-75-82-70	299 11,880.00
Mathew Goggin.....	T70	72-75-72-80	299 11,880.00
Ian Woosnam.....	T70	73-73-81-72	299 11,880.00
Brad Elder.....	T73	69-72-81-78	300 11,520.00
Robin Freeman.....	T73	73-72-79-76	300 11,520.00
J.L. Lewis.....	T73	73-72-78-77	300 11,520.00

The following players did not finish (C=cut, W=withdrew, D=Disqualified)

**C—148**-Michael Clark II, Robert Damron, Dudley Hart, Bradley Hughes, Neal Lancaster, Davis Love III, Steve Stricker, Jean Van De Velde, Duffy Waldorf, Lee Westwood, **149**-Carlos Franco, Matt Gogel, Brian Henninger, Greg Norman, Jesper Parnevik, David Peoples, **150**-Brandel Chamblee, Bob Estes, Miguel A. Jimenez, Justin Leonard, Jeff Maggert, Tom Purtzer, Tom Scherrer, **151**-Fulton Allem, Notah Begay III, Mark Calcavecchia, John Daly, Doug Dunakey, Ernie Els, Edward Fryatt, Steve Lowery, Blaine McCallister, Esteban Toledo, **152**-Doug Barron, Len Mattiace, Shaun Micheal, Mark O'Meara, Joe Ogilvie, Garrett Willis, **153**-Stephen Ames, Harrison Frazer, Brandt Jobe, Paul Lawrie, Loren Roberts, Craig Stadler, Grant Waite, **154**-Russ Cochran, Glen Day, Jimmy Green, John Huston, Andrew Magee, **155**-Thomas Bjorn, Olin Browne, Jerry Smith, **156**-Ben Crenshaw, Retief Goosen, Gary Nicklaus, **157**-Woody Austin, Stewart Cink, Pete Jordan, Larry Mize, Eduardo Romero, **158**-Rory Sabbatini, **159**-Bob Burns, **163**-Bill Glasson, **W**—Tommy Armour III, **D—72**-Joel Edwards.

## 2001 Hole-by-Hole Summary

### TPC Sawgrass

Rank	Hole	Par	Average Yardage	Average Score	Average Over Under-par	Eagles	Birdies	Pars	Bogeys	Doubles	Triples +
7	1	4	392	4.142	.142		61	260	98	12	
17	2	5	532	4.833	.167-	9	125	235	53	9	
6	3	3	177	3.155	.155	1	48	274	100	7	1
14	4	4	384	4.007	.007	2	91	258	63	16	1
4	* 5	4	466	4.281	.281	1	46	241	121	18	4
13	6	4	393	4.023	.023		68	295	59	8	1
5	7	4	442	4.200	.200		50	261	105	14	1
8	8	3	219	3.135	.135		49	279	100	2	1
11	9	5	583	5.063	.063		85	253	78	11	4
10	10	4	424	4.100	.100		68	269	80	11	3
16	11	5	535	4.854	.146-	7	135	211	71	6	1
15	12	4	358	3.910	.090-		113	256	51	10	1
12	13	3	181	3.028	.028		66	295	62	8	
2	*14	4	467	4.327	.327		31	255	123	17	5
3	*15	4	449	4.299	.299		39	246	128	14	4
18	16	5	507	4.603	.397-	9	210	161	47	2	2
9	17	3	137	3.123	.123		71	282	44	26	8
1	*18	4	447	4.455	.455		45	214	119	42	11
<b>TOTALS:</b>		<b>72</b>	<b>7093</b>	<b>73.536</b>	<b>1.536</b>	<b>29</b>	<b>1401</b>	<b>4545</b>	<b>1502</b>	<b>233</b>	<b>48</b>

\* in Top 2001 50 Toughest Holes

## 2001 Scoring Recap

	ROUND 1	ROUND 2	ROUND 3	ROUND 4	TOTAL
Rounds below 70	11	10	11	12	44
Rounds below par	36	29	22	26	113
Rounds par & below	57	42	34	38	171
Rounds at even par	21	13	12	12	58
Rounds over par	84	98	41	37	260
Rounds 80 & over	1	9	3	3	16

# THE PLAYERS Championship Summaries

2002



Craig Perks

**TPC Sawgrass**  
**Ponte Vedra Beach, FL**  
**March 21-24, 2002**  
**Purse: \$6,000,000**  
**Par: 36-36—72**  
**Yards: 7,093**

**LEADERS**

**First Round**

Phil Mickelson .....	64 (-8)
Chris DiMarco .....	66 (-6)
Scott Hoch .....	67 (-5)
<b>Craig Perks .....</b>	<b>71 (T27)</b>

**Second Round**

Carl Paulson .....	138 (-6)
Jeff Sluman .....	138 (-6)
Mark Calcavecchia .....	139 (-5)
Phil Mickelson .....	139 (-5)
<b>Craig Perks .....</b>	<b>139 (-5)</b>

**Third Round**

Carl Paulson .....	207 (-9)
<b>Craig Perks .....</b>	<b>208 (-8)</b>
Rocco Mediate .....	210 (-6)
Jeff Sluman .....	210 (-6)

**CUT:** 75 players at 2-over-par 146 from a field of 150 professionals.  
**WEATHER:** Play suspended at 10:18 a.m. for two and one-half hours on Thursday due to heavy rainfall. Winds out of the SW 10-20 mph and temps in the 70s. First round action was suspended at 6:38 p.m. First round restarted at 7:50 a.m. on Friday and finished at 10:37 a.m. Second round began at 8:50 a.m. Sunny and chilly early, making it into the 60s by afternoon. Gusty

winds up to 25 mph out of NE. Play was suspended due to darkness at 6:39 p.m. Second round resumed Saturday at 7:49 a.m. and was completed at 9:50 a.m. Third round began at 11 a.m. with threesomes going off of both tees. Sunny with temperatures in the 50s and 60s. Sunny on Sunday with temperatures in the 70s.

Player	Pos.	Score	Money
<b>CRAIG PERKS .....</b>	<b>1</b>	<b>71-68-69-72</b>	<b>280 \$1,080,000.00</b>
Stephen Ames .....	2	74-69-72-67	282 648,000.00
Rocco Mediate .....	3	71-70-69-73	283 408,000.00
Billy Andrade .....	T4	73-69-70-72	284 226,200.00
Sergio Garcia .....	T4	70-72-71-71	284 226,200.00
Scott Hoch .....	T4	67-77-68-72	284 226,200.00
Carl Paulson .....	T4	69-69-69-77	284 226,200.00
Jeff Sluman .....	T4	69-69-72-74	284 226,200.00
John Huston .....	T9	73-69-73-70	285 168,000.00
Nick Price .....	T9	74-71-71-69	285 168,000.00
Robert Allenby .....	T11	69-73-72-72	286 138,000.00
Michael Campbell .....	T11	72-68-74-72	286 138,000.00
Jerry Kelly .....	T11	69-76-74-67	286 138,000.00
Jim Furyk .....	T14	71-72-71-73	287 102,000.00
Retief Goosen .....	T14	71-71-72-73	287 102,000.00
Jeff Maggert .....	T14	72-72-71-72	287 102,000.00
Shigeaki Maruyama .....	T14	72-72-69-74	287 102,000.00
Tiger Woods .....	T14	71-72-70-74	287 102,000.00
Steve Stricker .....	T19	69-74-71-74	288 78,000.00
David Toms .....	T19	69-72-70-77	288 78,000.00
Mike Weir .....	T19	70-73-68-77	288 78,000.00
Thomas Bjorn .....	T22	74-72-75-68	289 55,700.00
Carlos Franco .....	T22	75-69-72-73	289 55,700.00
Padraig Harrington .....	T22	70-72-77-70	289 55,700.00
Bernhard Langer .....	T22	75-71-72-71	289 55,700.00

Player	Pos.	Score	Money
Steve Lowery .....	T22	69-73-71-76	289 \$55,700.00
Chris Riley .....	T22	71-74-74-70	289 55,700.00
Stuart Appleby .....	T28	69-74-75-72	290 38,212.50
K.J. Choi .....	T28	71-75-73-71	290 38,212.50
David Duval .....	T28	68-75-72-75	290 38,212.50
Tim Herron .....	T28	71-73-74-72	290 38,212.50
Tom Lehman .....	T28	73-71-74-72	290 38,212.50
Phil Mickelson .....	T28	64-75-75-76	290 38,212.50
Bob Tway .....	T28	74-68-77-71	290 38,212.50
Scott Verplank .....	T28	71-75-73-71	290 38,212.50
Angel Cabrera .....	T36	71-72-73-75	291 26,437.50
Glen Day .....	T36	71-75-73-72	291 26,437.50
Chris DiMarco .....	T36	66-75-74-76	291 26,437.50
Brad Faxon .....	T36	71-73-74-73	291 26,437.50
Tom Kite .....	T36	72-71-79-69	291 26,437.50
Bob May .....	T36	73-70-73-75	291 26,437.50
Jose Maria Olazabal .....	T36	73-73-71-74	291 26,437.50
Craig Stadler .....	T36	71-72-72-76	291 26,437.50
Rich Beem .....	T44	72-74-80-66	292 18,648.00
Ernie Els .....	T44	76-69-79-68	292 18,648.00
Bob Estes .....	T44	70-74-78-70	292 18,648.00
Harrison Frazer .....	T44	73-71-71-77	292 18,648.00
Justin Leonard .....	T44	72-74-72-74	292 18,648.00
Briny Baird .....	T49	71-74-74-74	293 14,430.00
Jim Carter .....	T49	74-72-73-74	293 14,430.00

Player	Pos.	Score	Money
Brandel Chamblee .....	T49	74-69-78-72	293 \$14,430.00
Nick Faldo .....	T49	68-73-72-80	293 14,430.00
Jay Haas .....	T49	71-71-74-77	293 14,430.00
Dudley Hart .....	T49	71-72-72-78	293 14,430.00
Frank Lickliter II .....	T49	76-70-73-74	293 14,430.00
Loren Roberts .....	T49	72-71-73-77	293 14,430.00
Mark Brooks .....	T57	72-70-74-78	294 13,440.00
Jonathan Kaye .....	T57	72-72-77-73	294 13,440.00
Craig Parry .....	T57	72-73-72-77	294 13,440.00
Joel Edwards .....	T60	70-72-75-78	295 13,080.00
Charles Howell III .....	T60	71-74-78-72	295 13,080.00
Kenny Perry .....	T60	73-71-76-75	295 13,080.00
Steve Elkington .....	T63	74-68-77-77	296 12,600.00
Brian Gay .....	T63	69-76-80-71	296 12,600.00
J.L. Lewis .....	T63	74-70-71-81	296 12,600.00
Colin Montgomerie .....	T63	70-76-72-78	296 12,600.00
Scott Simpson .....	T63	72-72-76-76	296 12,600.00
Neal Lancaster .....	T68	73-71-75-78	297 12,240.00
Mark Calcavecchia .....	T69	69-70-73-86	298 11,940.00
David Gossett .....	T69	69-72-78-79	298 11,940.00
Len Mattiace .....	T69	71-75-71-81	298 11,940.00
Tom Pernice, Jr. .....	T69	70-75-78-75	298 11,940.00
Esteban Toledo .....	T73	73-72-78-76	299 11,640.00
Robert Damron .....	T74	74-71-80-75	300 11,520.00
David Frost .....	T75	71-75-75-82	303 11,400.00

The following players did not finish (C=cut, W=withdrew, D=disqualified)

**C—147**-Fulton Allem, Woody Austin, Stewart Cink, John Cook, John Daly, Joe Durant, Dan Forsman, Shingo Katayama, Ian Leggatt, David Love III, Paul McGinley, Larry Mize, Mark O'Meara, Vijay Singh, Paul Stankowski, Hal Sutton, Brian Watts, Waldorf, Jay Williamson. **150**-Paul Azinger, Scott Dunlap, Brent Geiberger, J.J. Henry, Billy Mayfair, Scott McCarron, Joey Sindelar, Lee Westwood. **151**-Brett Quigley, Tom Scherrer, Adam Scott. **152**-Notah Begay III, Fred Couples, Niclas Fasth, Matt Gogel, J.P. Hayes, Paul Lawrie, Greg Norman. **153**-Craig Barlow, Paul Gow, Miguel A. Jimenez, Corey Pavin, Rory Sabbatini, Mike Sposa, Garrett Willis. **154**-Cameron Beckman, Michael Clark II, Steve Flesch, Skip Kendall, Dennis Paulson, Chris Smith, Kaname Yokoo. **155**-Edward Fryatt, Frank Nobilo. **157**-Brandt Jobe. **158**-Greg Chalmers. **W—73**-Matt Kuchar, David Berganio, Jr., Brent Schwarzrock. **D—81**-Michael Muehr.

## 2002 Hole-by-Hole Summary

### TPC Sawgrass

Rank	Hole	Par	Average Yardage	Average Score	Average Over Under-par	Eagles	Birdies	Pars	Bogeys	Doubles	Triples +
7	1	4	392	4.189	.189	1	56	268	99	18	2
17	2	5	532	4.649	.351-	16	166	223	36	3	
11	3	3	177	3.137	.137		47	295	96	6	
14	4	4	384	4.005	.005	1	84	283	67	7	2
8	5	4	466	4.176	.176		42	291	102	9	
12	6	4	393	4.099	.099		73	269	88	13	1
5	7	4	442	4.218	.218		56	254	117	15	2
10	8	3	219	3.142	.142		41	307	90	5	1
13	9	5	583	5.014	.014	1	101	249	78	14	1
2	*10	4	424	4.288	.288		39	265	121	12	7
16	11	5	535	4.743	.257-	7	157	227	49	4	
15	12	4	358	3.964	.036-	1	83	298	55	7	
9	13	3	181	3.153	.153	1	62	273	89	14	5
6	14	4	467	4.214	.214		50	272	103	15	4
4	15	4	449	4.223	.223		40	279	112	12	1
18	16	5	507	4.628	.372-	16	182	203	39	2	2
3	*17	3	137	3.277	.277	1	58	275	49	51	10
1	*18	4	447	4.381	.381	1	44	229	133	30	7
<b>TOTALS:</b>		<b>72</b>	<b>7093</b>	<b>73.500</b>	<b>1.500</b>	<b>46</b>	<b>1381</b>	<b>4760</b>	<b>1523</b>	<b>237</b>	<b>45</b>

\* in Top 2002 50 Toughest Holes


## 2002 Scoring Recap

	ROUND 1	ROUND 2	ROUND 3	ROUND 4	TOTAL
Rounds below 70	16	13	6	7	42
Rounds below par	47	35	19	17	118
Rounds par & below	63	59	32	29	183
Rounds at even par	16	24	13	12	65
Rounds over par	85	87	43	46	261
Rounds 80 & over	6	3	3	5	17



# THE PLAYERS Championship Summaries

2003



Davis Love III

**TPC Sawgrass**  
**Ponte Vedra Beach, FL**  
**March 27-30, 2003**  
**Purse: \$6,500,000**  
**Par: 36-36—72**  
**Yards: 7,093**

**LEADERS**

**First Round**

Fred Couples	67 (-5)
Padraig Harrington	67 (-5)
Niclas Fasth	68 (-4)
Jay Haas	68 (-4)
Steve Jones	68 (-4)
Skip Kendall	68 (-4)
Rocco Mediate	68 (-4)
Craig Perks	68 (-4)
Bob Tway	68 (-4)

**Davis Love III..... 70 (T16)**

**Second Round**

Padraig Harrington	135 (-9)
Skip Kendall	137 (-7)
<b>Davis Love III</b>	<b>137 (-7)</b>
Craig Perks	137 (-7)

5 tied at -6.

**Third Round**

Jay Haas	205 (-11)
Padraig Harrington	205 (-11)
Fred Couples	207 (-9)
<b>Davis Love III</b>	<b>207 (-9)</b>
Craig Perks	207 (-9)
Darren Clarke	208 (-8)
Corey Pavin	208 (-8)

**CUT:** 72 players at even-par 144 from a field of 144 professionals

**WEATHER:** Thursday start delayed 30 minutes because of dangerous weather. Warm and partly cloudy in the morning with a high of 75. Cloudy in the afternoon with E winds up to 20 mph. Play suspended at 5 p.m., with 68 players on the course, due to lightning in the area. Play resumed on Friday at 7:31 a.m. with the second round beginning at 8:30 a.m. The first round was

completed at 9:55 a.m. Sunny and warm on Friday, with a high of 76 degrees. Winds out of the E-NE 10-15 mph. Play was suspended due to darkness at 6:44 p.m. with 27 players on the course. Second-round play resumed on Saturday at 8:30 a.m. and was completed at 9:45 a.m. The third round started at 11:05 a.m. Sunny and humid on Saturday with a high of 82 and light winds out of the east 10-15 mph. Cloudy, windy and cooler with scattered showers on Sunday. High temperature of 54. Gusts out of the NW up to 25 mph.

Player	Pos.	Score	Money	
<b>DAVIS LOVE III</b>	<b>1</b>	<b>70-67-70-64</b>	<b>271</b>	<b>\$1,170,000.00</b>
Jay Haas	T2	68-70-67-72	277	572,000.00
Padraig Harrington	T2	67-68-70-72	277	572,000.00
Robert Allenby	T4	70-71-72-65	278	286,000.00
Jim Furyk	T4	73-68-68-69	278	286,000.00
Chad Campbell	T6	72-66-71-70	279	225,875.00
Darren Clarke	T6	71-70-67-71	279	225,875.00
Kirk Triplett	T8	72-70-71-67	280	195,000.00
Scott Verplank	T8	71-72-68-69	280	195,000.00
Fred Couples	T10	67-71-69-74	281	175,500.00
Briny Baird	T11	76-68-68-70	282	133,250.00
Mark Calcavecchia	T11	73-68-72-69	282	133,250.00
Brad Faxon	T11	73-69-71-69	282	133,250.00
Jeff Maggert	T11	71-70-68-73	282	133,250.00
Duffy Waldorf	T11	70-72-68-72	282	133,250.00
Tiger Woods	T11	72-70-68-72	282	133,250.00
Stephen Ames	T17	73-69-71-70	283	94,250.00
Craig Perks	T17	68-69-70-76	283	94,250.00
Adam Scott	T17	69-69-74-71	283	94,250.00
Bob Tway	T17	68-73-69-73	283	94,250.00
Stuart Appleby	T21	71-72-71-70	284	65,000.00
Tim Clark	T21	69-72-69-74	284	65,000.00
Chris DiMarco	T21	77-67-70-70	284	65,000.00
Niclas Fasth	T21	68-73-71-72	284	65,000.00

Player	Pos.	Score	Money	
Justin Leonard	T21	73-70-68-73	284	\$65,000.00
Geoff Ogilvy	T21	71-68-72-73	284	65,000.00
Glen Day	T27	72-67-73-73	285	47,125.00
Neal Lancaster	T27	70-72-69-74	285	47,125.00
Mike Weir	T27	72-71-69-73	285	47,125.00
Jay Williamson	T27	74-69-68-74	285	47,125.00
Bob Estes	T31	71-68-72-75	286	42,250.00
Charles Howell III	T32	72-71-72-72	287	35,192.86
Brandt Jobe	T32	72-70-70-75	287	35,192.86
Jonathan Kaye	T32	73-70-70-74	287	35,192.86
Kenny Perry	T32	70-73-69-75	287	35,192.86
Jeff Sluman	T32	72-72-70-73	287	35,192.86
Skip Kendall	T32	68-69-73-77	287	35,192.85
Corey Pavin	T32	70-69-69-79	287	35,192.85
Stewart Cink	T39	69-71-73-75	288	26,000.00
Nick Faldo	T39	74-68-72-74	288	26,000.00
Steve Flesch	T39	71-68-70-79	288	26,000.00
Glen Hnatik	T39	71-72-71-74	288	26,000.00
Tom Lehman	T39	69-72-75-72	288	26,000.00
Justin Rose	T39	72-71-69-76	288	26,000.00
Fred Funk	T45	70-70-75-74	289	20,150.00
Shigeki Maruyama	T45	76-65-74-74	289	20,150.00
Rocco Mediate	T45	68-70-73-78	289	20,150.00
Billy Andrade	T48	71-72-73-74	290	16,336.67

Player	Pos.	Score	Money	
Carlos Franco	T48	71-71-72-76	290	\$16,336.67
Per-Ulrik Johansson	T48	73-70-75-72	290	16,336.67
Kevin Sutherland	T48	69-73-72-76	290	16,336.67
Bernhard Langer	T48	72-70-71-77	290	16,336.66
Jesper Parnevik	T48	76-68-69-77	290	16,336.66
Tim Herron	T54	71-73-72-75	291	15,015.00
Shaun Micheel	T54	71-73-71-76	291	15,015.00
Notah Begay III	T56	77-67-76-72	292	14,495.00
David Berganio, Jr.	T56	75-69-72-76	292	14,495.00
John Daly	T56	70-70-72-80	292	14,495.00
Paul Lawrie	T56	71-73-74-74	292	14,495.00
Peter Lonard	T56	73-68-71-80	292	14,495.00
Esteban Toledo	T56	74-69-72-77	292	14,495.00
Mark Brooks	T62	73-70-75-75	293	13,845.00
Joe Durant	T62	75-67-75-76	293	13,845.00
Dudley Hart	T62	75-69-75-74	293	13,845.00
Steve Jones	T62	68-75-76-74	293	13,845.00
Bob Burns	T66	74-70-72-78	294	13,455.00
Matt Gogel	T66	70-71-77-76	294	13,455.00
Lee Janzen	T68	73-69-70-83	295	13,260.00
Jim Carter	T69	69-73-77-80	299	13,065.00
Robert Gamez	T69	71-73-74-81	299	13,065.00
Loren Roberts	T71	75-69-78-78	300	12,870.00

The following players did not finish (C=cut, W=withdrew, D=disqualified)

**C—145**-Paul Azinger, Pat Bates, Olin Browne, Tom Byrum, Sergio Garcia, Retief Goosen, Matt Kuchar, Thomas Levet, Andrew Magee, Colin Montgomerie, Tim Petrovic, Chris Riley, Joey Sindelar, Paul Stankowski, Hal Sutton, Phil Tataurangi, David Toms, **146**-Jonathan Byrd, Brent Geiberger, Jerry Kelly, Nick Price, Gene Sauers, **147**-Craig Barlow, Cameron Beckman, Rich Beem, Ben Crane, Steve Elkington, Brian Gay, J.J. Henry, Craig Parry, John Rollins, Rory Sabbatini, Vijay Singh, **148**-David Duval, David Gossett, J.P. Hayes, Frank Lickliter II, Jose Maria Olazabal, John Senden, Steve Stricker, **149**-Angel Cabrera, Joel Edwards, Trevor Immelman, Tom Pernice, Jr., Eduardo Romero, **150**-Luke Donald, Len Mattiace, Billy Mayfair, **151**-K.J. Choi, Robert Damron, Dan Foutsman, Harrison Frazer, Rod Pampling, Heath Stocum, Garrett Willis, **152**-J.L. Lewis, Spike McCoy, Mark O'Meara, Chris Smith, **153**-Greg Chalmers, Scott McCarron, Pat Perez, **155**-Stephen Leaney, Hidemichi Tanaka, **157**-Fulton Allem, **W**—Scott Hoch, Ian Leggatt, Carl Paulson, **216**-John Cook, **73**-David Peoples, **75**-Steve Lowery, **76**-Jose Coceres, **78**-Greg Norman, **79**-John Huston, **D—89**-Michael Campbell.

## 2003 Hole-by-Hole Summary

### TPC Sawgrass

Rank	Hole	Par	Average Yardage	Average Score	Average Over Under-par	Eagles	Birdies	Pars	Bogeys	Doubles	Triples +
3	1	4	392	4.217	.217		44	256	112	9	2
16	2	5	532	4.742	.258-	12	147	211	45	7	1
12	3	3	177	2.998	.002-		60	304	59		
14	4	4	384	3.922	.078-	1	107	255	47	11	2
7	5	4	466	4.118	.118		57	270	85	11	
13	6	4	393	3.991	.009-		74	282	64	3	
2	7	4	442	4.234	.234		44	253	110	15	1
8	8	3	219	3.113	.113		46	289	83	4	1
11	9	5	583	5.012	.012		101	227	85	9	1
4	10	4	424	4.203	.203		50	263	88	19	3
17	11	5	535	4.697	.303-	11	164	195	48	5	
15	12	4	358	3.908	.092-		99	271	49	3	1
9	13	3	181	3.064	.064		56	296	62	6	3
5	14	4	467	4.194	.194		39	279	92	10	3
6	15	4	449	4.177	.177		52	256	105	8	2
18	16	5	507	4.610	.390-	18	173	194	32	6	
10	17	3	137	3.043	.043		68	296	34	23	2
1	18	4	447	4.298	.298		52	228	112	27	4
<b>TOTALS:</b>		<b>72</b>	<b>7093</b>	<b>72.541</b>	<b>.541</b>	<b>42</b>	<b>1433</b>	<b>4625</b>	<b>1312</b>	<b>176</b>	<b>26</b>

## 2003 Scoring Recap

	ROUND 1	ROUND 2	ROUND 3	ROUND 4	TOTAL
Rounds below 70	15	31	19	7	72
Rounds below par	43	67	38	14	162
Rounds par & below	58	87	51	23	219
Rounds at even par	15	20	13	9	57
Rounds over par	85	50	21	48	204
Rounds 80 & over	2	1		5	8

# THE PLAYERS Championship Summaries

2004



Adam Scott

**TPC Sawgrass**  
**Ponte Vedra Beach, FL**  
**March 25-28, 2004**  
**Purse: \$8,000,000**  
**Par: 36-36—72**  
**Yards: 7,093**

**LEADERS**

**First Round**

Adam Scott.....	65 (-7)
Kevin Sutherland.....	66 (-6)
Duffy Waldorf.....	66 (-6)
Thomas Bjorn.....	67 (-5)
Bob Burns.....	67 (-5)
K.J. Choi.....	67 (-5)

**Second Round**

Jerry Kelly.....	135 (-9)
Kevin Sutherland.....	135 (-9)
Ernie Els.....	137 (-7)
Adam Scott.....	137 (-7)
Padraig Harrington.....	138 (-6)
Vijay Singh.....	138 (-6)

**Third Round**

Adam Scott.....	206 (-10)
Frank Lickliter II.....	208 (-8)
Kevin Sutherland.....	208 (-8)
Ernie Els.....	209 (-7)
Jerry Kelly.....	209 (-7)
Phil Mickelson.....	209 (-7)
Kenny Perry.....	209 (-7)
Paul Stankowski.....	209 (-7)

**CUT:** 83 players at 2-over-par from a field of 148 professionals.

**WEATHER:** On Thursday, variably cloudy and windy with a high of 69, E winds 15-20 mph. Friday, partly cloudy and breezy with a high of 75, cooling off in late afternoon. Intermittent showers during the afternoon.

Winds 10-20 mph. Saturday, warm and sunny in the morning with a high of 75. Partly cloudy in the afternoon. NE winds 10-15 mph. Sunday, partly cloudy and warm with a high of 78 and SE winds 5-10 mph.

Player	Pos.	Score	Money
ADAM SCOTT.....	1	65-72-69-70	276 \$1,440,000.00
Padraig Harrington.....	2	68-70-73-66	277 864,000.00
Frank Lickliter II.....	T3	69-71-68-72	280 416,000.00
Phil Mickelson.....	T3	70-69-70-71	280 416,000.00
Kenny Perry.....	T3	69-71-69-71	280 416,000.00
Jay Haas.....	T6	72-73-70-66	281 268,000.00
Jerry Kelly.....	T6	69-66-74-72	281 268,000.00
Kevin Sutherland.....	T6	66-69-73-73	281 268,000.00
Shaun Micheel.....	9	70-76-69-67	282 232,000.00
Bob Burns.....	T10	67-72-72-72	283 200,000.00
Paul Casey.....	T10	72-70-69-72	283 200,000.00
Fred Funk.....	T10	73-71-68-71	283 200,000.00
Stephen Ames.....	T13	75-69-72-68	284 154,666.67
Vijay Singh.....	T13	70-68-72-74	284 154,666.67
Craig Parry.....	T13	74-72-64-74	284 154,666.66
Woody Austin.....	T16	76-69-66-74	285 116,000.00
Tom Byrum.....	T16	74-71-71-69	285 116,000.00
Matt Kuchar.....	T16	74-67-71-73	285 116,000.00
Geoff Ogilvy.....	T16	73-70-72-70	285 116,000.00
Paul Stankowski.....	T16	73-70-66-76	285 116,000.00
Tiger Woods.....	T16	75-69-68-73	285 116,000.00
Thomas Bjorn.....	T22	67-76-73-70	286 80,000.00
Stewart Cink.....	T22	70-73-74-69	286 80,000.00
Glen Day.....	T22	71-75-67-73	286 80,000.00
J.P. Hayes.....	T22	72-73-72-69	286 80,000.00
Cameron Beckman.....	T26	70-71-72-74	287 56,800.00
Darren Clarke.....	T26	71-74-73-69	287 56,800.00
Steve Elkington.....	T26	69-76-70-72	287 56,800.00

Player	Pos.	Score	Money
Ernie Els.....	T26	68-69-72-78	287 \$56,800.00
John Huston.....	T26	72-71-71-73	287 56,800.00
Jeff Sluman.....	T26	69-70-73-75	287 56,800.00
Scott Verplank.....	T26	68-75-73-71	287 56,800.00
Jeff Maggert.....	T33	73-73-70-72	288 39,644.45
Len Mattiace.....	T33	74-69-74-71	288 39,644.45
Jesper Parnevik.....	T33	72-71-73-72	288 39,644.45
Corey Pavin.....	T33	74-67-74-73	288 39,644.45
Robert Allenby.....	T33	71-73-70-74	288 39,644.44
Briny Baird.....	T33	71-74-70-73	288 39,644.44
Alex Cejka.....	T33	69-71-73-75	288 39,644.44
Davis Love III.....	T33	77-68-70-73	288 39,644.44
Ian Poulter.....	T33	70-73-71-74	288 39,644.44
Pat Bates.....	T42	73-73-73-70	289 24,087.28
Scott Hoch.....	T42	70-71-77-71	289 24,087.28
Colin Montgomerie.....	T42	73-73-73-70	289 24,087.28
Chad Campbell.....	T42	75-69-71-74	289 24,087.27
K.J. Choi.....	T42	67-79-69-74	289 24,087.27
Brad Faxon.....	T42	70-75-73-71	289 24,087.27
Justin Leonard.....	T42	75-69-72-73	289 24,087.27
David Peoples.....	T42	72-72-73-72	289 24,087.27
Nick Price.....	T42	75-69-73-72	289 24,087.27
Brett Quigley.....	T42	73-73-69-74	289 24,087.27
Rory Sabbatini.....	T42	73-68-75-73	289 24,087.27
Sergio Garcia.....	T53	68-73-72-77	290 18,432.00
Matt Gogel.....	T53	72-71-70-77	290 18,432.00
Shigeki Maruyama.....	T53	70-73-74-73	290 18,432.00
Scott McCarron.....	T53	76-70-69-75	290 18,432.00

Player	Pos.	Score	Money
Tim Petrovic.....	T53	71-72-74-73	290 \$18,432.00
Joe Durant.....	T58	74-71-72-74	291 17,360.00
Carlos Franco.....	T58	74-70-74-73	291 17,360.00
Todd Hamilton.....	T58	71-72-76-72	291 17,360.00
Billy Mayfair.....	T58	76-70-70-75	291 17,360.00
Rod Pampling.....	T58	73-71-72-75	291 17,360.00
Justin Rose.....	T58	73-73-70-75	291 17,360.00
John Senden.....	T58	73-72-70-76	291 17,360.00
Heath Stocum.....	T58	73-73-72-73	291 17,360.00
Mark Calcavecchia.....	T66	71-72-72-77	292 16,240.00
Ben Crane.....	T66	71-72-71-78	292 16,240.00
Spike McRoy.....	T66	74-71-75-72	292 16,240.00
Arron Oberholser.....	T66	73-73-75-71	292 16,240.00
Loren Roberts.....	T66	73-70-79-70	292 16,240.00
Craig Stadler.....	T66	70-76-74-72	292 16,240.00
Nick Faldo.....	T72	71-75-71-76	293 15,600.00
Tom Pernice, Jr.....	T72	72-71-70-80	293 15,600.00
Brandt Jobe.....	T74	68-75-76-75	294 15,200.00
Joey Sindelar.....	T74	73-70-73-78	294 15,200.00
Duffy Waldorf.....	T74	66-73-71-84	294 15,200.00
Bernhard Langer.....	T77	71-74-73-77	295 14,800.00
Bob Tway.....	T77	69-71-78-77	295 14,800.00
John Daly.....	79	69-73-76-80	298 14,560.00
Peter Jacobsen.....	80	72-73-71-83	299 14,400.00
Greg Norman.....	T81	72-73-77-79	301 14,160.00
Hidemichi Tanaka.....	T81	72-71-74-84	301 14,160.00
Neal Lancaster.....	83	72-71-80-79	302 13,920.00

The following players did not finish (C=cut, W=withdrew)

**C—147**-Stuart Appleby, Lee Janzen, Jonathan Kaye, Skip Kendall, Cliff Kresge, Paul Lawrie, J.L. Lewis, John Rollins, Patrick Sheehan, Kirk Triplett. **148**-Jonathan Byrd, Ben Curtis, Luke Donald, Todd Fischer, Brenden Pappas, Pat Perez, John Riegger, Gene Sauers, Esteban Toledo, David Toms. **149**-Robert Damron, Robert Gomez, J.J. Henry, Tom Lehman, Craig Perks, Mike Weir. **150**-Notah Begay III, Tim Clark, Bob Estes, Steve Flech, Charles Howell III, Jose Maria Olazabal, Carl Pettersson, Steve Stricker, Dean Wilson. **151**-Steve Allan, Tommy Armour III, Rich Beem, Brian Davis, Chris DiMarco, Fredrik Jacobson, Kent Jones, Hal Sutton. **152**-Fred Couples, Retief Goosen, Chris Smith. **153**-Jeff Brehaut. **154**-Mark Brooks, David Frost, Tim Herron, Hank Kuehne, Stephen Leaney, Steve Lowery, Chris Riley. **155**-Aaron Baddeley, Richard S. Johnson, Peter Lonard, Jay Williamson. **156**-Billy Andrade, Harrison Frazar, David Gossett, Glen Hnatuk. **159**-Craig Barlow. **W**—Trevor Immelman. **75**-Brent Geiberger.

## 2004 Hole-by-Hole Summary

### TPC Sawgrass

Rank	Hole	Par	Average Yardage	Average Score	Average Over Under-par	Eagles	Birdies	Pars	Bogeys	Doubles	Triples +
9	1	4	392	4.131	.131		68	277	101	12	1
16	2	5	532	4.780	.220-	6	167	218	60	6	2
10	3	3	177	3.124	.124		38	333	81	7	
13	4	4	384	3.985	.015-	1	113	253	77	14	1
1	5	4	466	4.279	.279		33	283	128	12	3
11	6	4	393	4.046	.046		91	266	93	8	1
6	7	4	442	4.205	.205		46	286	115	11	1
5	8	3	219	3.229	.229		37	292	119	10	1
14	9	5	583	4.904	.096-	1	120	268	62	8	
3	10	4	424	4.242	.242		57	260	120	18	4
17	11	5	535	4.728	.272-	12	168	224	44	10	1
15	12	4	358	3.858	.142-	2	129	267	54	7	
8	13	3	181	3.150	.150	1	58	296	83	17	4
2	14	4	467	4.264	.264		49	259	136	12	3
7	15	4	449	4.181	.181		68	261	114	11	5
18	16	5	507	4.641	.359-	18	179	213	48	1	
12	17	3	137	3.024	.024		81	310	51	12	5
4	18	4	447	4.235	.235		78	237	107	33	4
<b>TOTALS:</b>		<b>72</b>	<b>7093</b>	<b>73.004</b>	<b>1.004</b>	<b>41</b>	<b>1580</b>	<b>4803</b>	<b>1593</b>	<b>209</b>	<b>36</b>

## 2004 Scoring Recap

	ROUND 1	ROUND 2	ROUND 3	ROUND 4	TOTAL
Rounds below 70	19	16	14	8	57
Rounds below par	46	45	35	22	148
Rounds par & below	64	55	48	34	201
Rounds at even par	18	10	13	12	53
Rounds over par	83	91	35	49	258
Rounds 80 & over	2	5	1	5	13

# THE PLAYERS Championship Summaries

2005



Fred Funk

**TPC Sawgrass**  
**Ponte Vedra Beach, FL**  
**March 24-28, 2005**  
**Purse: \$8,000,000**  
**Par: 36-36—72**  
**Yards: 7,093**

**LEADERS**

**First Round**

Steve Jones .....	64 (-8)
<b>Fred Funk .....</b>	<b>65 (-7)</b>
Zach Johnson .....	65 (-7)
Lee Westwood .....	65 (-7)
Luke Donald .....	66 (-6)
Sergio Garcia .....	66 (-6)
J.L. Lewis .....	66 (-6)

**Second Round**

Luke Donald .....	134 (-10)
Joe Durant .....	134 (-10)
Tim Herron .....	134 (-10)
Lee Westwood .....	134 (-10)
Zach Johnson .....	135 (-9)
Kirk Triplett .....	136 (-8)
<b>Fred Funk .....</b>	<b>137 (T7)</b>

**Third Round**

Luke Donald .....	204 (-12)
Joe Durant .....	205 (-11)
Tim Herron .....	206 (-10)
Zach Johnson .....	207 (-9)
<b>Fred Funk .....</b>	<b>208 (-8)</b>
Retief Goosen .....	208 (-8)
Rod Pampling .....	208 (-8)

**CUT:** 84 players at 1-under-par from a field of 146 professionals.

**WEATHER:** Thursday: Mostly sunny, high of 75. Friday: Play delayed one hour from 7 a.m. starting time and suspended at 8:44 a.m. due to dangerous situations. Play called for the day at 3:35 p.m. Second round was reverted back to original second-round tee times for Saturday morning with preferred lies. Saturday: Play suspended for the day with 71 players on the course at

6:30 p.m. with a 7:30 a.m. re-start on Sunday. Play of the second round completed at 11 a.m. Sunday: Partly sunny early, high of 78 degrees. Clouds in the afternoon with play suspended at 2:30 p.m. due to a dangerous situation and heavy rains. Play suspended for the day at 4:52 p.m. Monday: Third-round play completed at 12:26 p.m. The final round began at 10:20 a.m. without re-pairing the groups. Winds WNW 15-20 with gusts up to 35 mph, high temperature of 67. Total rainfall for the week, 2.46 inches.

Player	Pos.	Score	Money
<b>FRED FUNK .....</b>	<b>1</b>	<b>65-72-71-71</b>	<b>279 \$1,440,000.00</b>
Tom Lehman .....	T2	71-69-72-68	280 597,333.34
Luke Donald .....	T2	66-68-70-76	280 597,333.33
Scott Verplank .....	T2	71-67-72-70	280 597,333.33
Joe Durant .....	5	69-65-71-76	281 320,000.00
Steve Elkington .....	T6	72-66-71-73	282 278,000.00
Tim Herron .....	T6	68-66-72-76	282 278,000.00
Zach Johnson .....	T8	65-70-72-76	283 224,000.00
J.L. Lewis .....	T8	66-77-70-70	283 224,000.00
Davis Love III .....	T8	72-66-74-71	283 224,000.00
Adam Scott .....	T8	69-68-73-73	283 224,000.00
Mark Calcavecchia .....	T12	71-70-72-71	284 156,800.00
Alex Cejka .....	T12	70-70-70-74	284 156,800.00
Retief Goosen .....	T12	69-70-69-76	284 156,800.00
Steve Lowery .....	T12	69-74-72-69	284 156,800.00
Vijay Singh .....	T12	67-74-71-72	284 156,800.00
Ernie Els .....	T17	71-71-74-69	285 112,000.00
Bob Estes .....	T17	67-73-73-72	285 112,000.00
Joey Sindelar .....	T17	70-71-70-74	285 112,000.00
Kirk Triplett .....	T17	70-66-76-73	285 112,000.00
Mike Weir .....	T17	74-68-69-74	285 112,000.00
John Senden .....	T22	74-69-70-73	286 86,400.00
Lee Westwood .....	T22	65-69-80-72	286 86,400.00
Jay Haas .....	T24	69-69-72-77	287 70,400.00
Nick O'Hern .....	T24	76-65-72-74	287 70,400.00
Brett Quigley .....	T24	67-73-78-69	287 70,400.00
Michael Allen .....	T27	71-71-70-76	288 56,800.00
Nick Faldo .....	T27	71-70-74-73	288 56,800.00

Player	Pos.	Score	Money
Arron Oberholser .....	T27	73-68-72-75	288 \$56,800.00
Rod Pampling .....	T27	70-70-68-80	288 56,800.00
Tim Petrovic .....	T27	71-71-71-75	288 56,800.00
Jonathan Byrd .....	T32	73-68-73-75	289 42,400.00
Stewart Cink .....	T32	70-68-73-78	289 42,400.00
Sergio Garcia .....	T32	66-75-70-78	289 42,400.00
Shigeeki Maruyama .....	T32	70-68-76-75	289 42,400.00
Joe Ogilvie .....	T32	72-67-72-78	289 42,400.00
Pat Perez .....	T32	70-70-72-77	289 42,400.00
Nick Price .....	T32	71-70-69-79	289 42,400.00
Vaughn Taylor .....	T32	70-67-73-79	289 42,400.00
Daniel Chopra .....	T40	68-70-73-79	290 30,400.00
Hunter Mahan .....	T40	68-75-70-77	290 30,400.00
Graeme McDowell .....	T40	71-66-74-79	290 30,400.00
Phil Mickelson .....	T40	70-68-77-75	290 30,400.00
Craig Parry .....	T40	68-70-71-81	290 30,400.00
Duffy Waldorf .....	T40	72-69-72-77	290 30,400.00
Brad Faxon .....	T46	72-69-73-77	291 21,394.29
Miguel A. Jimenez .....	T46	70-69-82-70	291 21,394.29
Jeff Maggert .....	T46	70-71-71-79	291 21,394.29
Jesper Parnevik .....	T46	69-71-72-79	291 21,394.29
Tom Byrum .....	T46	72-71-75-73	291 21,394.28
Richard Green .....	T46	75-68-71-77	291 21,394.28
Jeff Sluman .....	T46	71-67-75-78	291 21,394.28
Jonathan Kaye .....	T53	72-69-77-75	293 18,613.34
Heath Slocum .....	T53	70-72-74-77	293 18,613.33
Tiger Woods .....	T53	70-73-75-75	293 18,613.33
Tommy Armour III .....	T56	70-73-74-77	294 17,760.00

Player	Pos.	Score	Money
Briny Baird .....	T56	68-73-75-78	294 \$17,760.00
Brian Bateman .....	T56	71-71-75-77	294 17,760.00
Robert Gamez .....	T56	68-75-69-82	294 17,760.00
Ted Purdy .....	T56	69-74-72-79	294 17,760.00
Bob Tway .....	T56	67-71-80-76	294 17,760.00
Jay Williamson .....	T56	72-68-77-77	294 17,760.00
Craig Barlow .....	T63	73-70-73-79	295 16,800.00
Darren Clarke .....	T63	73-70-73-79	295 16,800.00
Robert Damron .....	T63	72-71-76-76	295 16,800.00
Padraig Harrington .....	T63	67-73-77-78	295 16,800.00
Dudley Hart .....	T63	70-67-76-82	295 16,800.00
Lee Janzen .....	T68	73-69-74-80	296 16,160.00
Kevin Sutherland .....	T68	72-70-74-80	296 16,160.00
David Toms .....	T68	70-71-73-82	296 16,160.00
Len Mattiace .....	T71	72-71-76-78	297 15,760.00
Shaun Micheal .....	T71	68-74-72-83	297 15,760.00
Cameron Beckman .....	T73	74-69-73-82	298 15,440.00
Mark Hensby .....	T73	72-70-76-80	298 15,440.00
Brian Gay .....	T75	71-72-74-82	299 15,040.00
Kent Jones .....	T75	74-68-75-82	299 15,040.00
Steve Jones .....	T75	64-77-74-84	299 15,040.00
Aaron Baddeley .....	T78	73-69-80-78	300 14,720.00
Steve Flesch .....	T79	72-71-78-81	302 14,480.00
Frank Lickliter II .....	T79	72-71-73-86	302 14,480.00
Jose Coceres .....	81	73-70-78-82	303 14,240.00
Tag Ridings .....	82	72-71-82-79	304 14,080.00

The following players did not finish (C=cut, W=withdrew)

**C—144**-Robert Allenby, Mark Brooks, Angel Cabrera, Chad Campbell, Jim Furyk, J.J. Henry, Charles Howell III, John Huston, Peter Jacobsen, Bernhard Langer, Corey Pavin, Tom Pernice, Jr., Carl Pettersson, Justin Rose, Chris Smith, **145**-Stephen Ames, Paul Casey, Ben Curtis, John Daly, Tom Gillis, Matt Gogel, Kenny Perry, Loren Roberts, Rory Sabbatini, **146**-Fred Couples, Todd Fischer, Jerry Kelly, Skip Kendall, Peter Lonard, Bo Van Pelt, **147**-Bart Bryant, K.J. Choi, Tim Clark, Chris DiMarco, David Howell, Craig Perks, John Rollins, Patrick Sheehan, **148**-Billy Andrade, Carlos Franco, Harrison Frazar, Todd Hamilton, Hank Kuehne, Geoff Ogilvy, Dennis Paulson, Ian Poulter, Chris Riley, **149**-Rich Beem, Stephen Leaney, Kevin Na, **150**-Fredrik Jacobson, Justin Leonard, **151**-Woody Austin, **152**-Scott McCarron, Ryan Palmer, **154**-Steve Allan, Andre Stolz, **155**-David Duval, **158**-Stuart Appleby. **W—84**-Hal Sutton, **81**-Neal Lancaster, **72**-Hidemichi Tanaka, **143**-Thomas Bjorn, **217**-Brent Geiberger.

## 2005 Hole-by-Hole Summary

### TPC Sawgrass

Rank	Hole	Par	Average Yardage	Average Score	Average Over Under-par	Eagles	Birdies	Pars	Bogeys	Doubles	Triples +
13	1	4	392	4.000	.000		81	295	76	1	1
17	2	5	532	4.778	.222-	2	153	250	42	7	
8	3	3	177	3.088	.088		60	303	84	5	2
5	4	4	384	4.174	.174	2	74	252	102	19	5
6	5	4	466	4.108	.108		56	302	88	7	1
12	6	4	393	4.031	.031		95	265	81	11	2
7	7	4	442	4.099	.099		59	303	80	12	
8	8	3	219	3.088	.088		49	321	80	3	1
14	9	5	583	4.938	.062-		114	262	71	6	1
11	10	4	424	4.046	.046		72	303	66	12	1
16	11	5	535	4.822	.178-	6	142	242	55	9	
15	12	4	358	3.877	.123-	2	109	293	43	7	
10	13	3	181	3.073	.073		85	278	71	14	6
2	*14	4	467	4.317	.317		32	272	130	16	4
3	15	4	449	4.214	.214		43	290	102	19	
18	16	5	507	4.632	.368-	11	206	189	40	4	4
3	17	3	137	3.214	.214		71	292	45	29	17
1	*18	4	447	4.344	.344		58	238	117	31	10
<b>TOTALS:</b>		<b>72</b>	<b>7093</b>	<b>72.841</b>	<b>.841</b>	<b>23</b>	<b>1559</b>	<b>4950</b>	<b>1373</b>	<b>212</b>	<b>55</b>

\* in Top 2005 50 Toughest Holes

## 2005 Scoring Recap

	ROUND 1	ROUND 2	ROUND 3	ROUND 4	TOTAL
Rounds below 70	29	37	5	4	75
Rounds below par	64	83	21	10	178
Rounds par & below	87	95	36	13	231
Rounds at even par	23	12	15	3	53
Rounds over par	59	48	47	69	223
Rounds 80 & over	3		5	16	24



# THE PLAYERS Championship Summaries

2006



Stephen Ames

**TPC Sawgrass**  
**Ponte Vedra Beach, FL**  
**March 23-26, 2006**  
**Purse: \$8,000,000**  
**Par: 36-36—72**  
**Yards: 7,093**

**LEADERS**

**First Round**

Jim Furyk .....	65 (-7)
Davis Love III .....	65 (-7)
Robert Allenby .....	67 (-5)
Miguel A. Jimenez .....	67 (-5)
Bernhard Langer .....	67 (-5)
<b>Stephen Ames .....</b>	<b>71 (T41)</b>

**Second Round**

Jim Furyk .....	136 (-8)
<b>Stephen Ames .....</b>	<b>137 (-7)</b>
Adam Scott .....	137 (-7)
K.J. Choi .....	138 (-6)
Sergio Garcia .....	138 (-6)
Vijay Singh .....	138 (-6)

**Third Round**

<b>Stephen Ames .....</b>	<b>207 (-9)</b>
Sergio Garcia .....	208 (-8)
Vijay Singh .....	208 (-8)
Henrik Stenson .....	209 (-7)
Mike Weir .....	209 (-7)

**CUT:** 74 players at even-par 144 from a field of 144 professionals.

**WEATHER:** Thursday: Cloudy with intermittent showers most of the day. High temperature 62 degrees with N winds 8-10 mph. Friday:

Mostly sunny with NW winds 12-17 mph with gusts up to 20 mph. High temperature of 62. Saturday: Mostly sunny with NW winds 10-15 mph with gusts up to 20 mph. Sunday: Sunny skies with cool temperatures and a high of 61. N-NW winds 10-15 mph.

Player	Pos.	Score	Money
<b>STEPHEN AMES .....</b>	<b>1</b>	<b>71-66-70-67</b>	<b>274 \$1,440,000.00</b>
Retief Goosen .....	2	69-71-71-69	280 864,000.00
Jim Furyk .....	T3	65-71-75-72	283 384,000.00
Pat Perez .....	T3	71-72-69-71	283 384,000.00
Henrik Stenson .....	T3	69-71-70-73	283 384,000.00
Camilo Villegas .....	T3	74-70-68-71	283 384,000.00
Jose Maria Olazabal .....	7	68-71-74-71	284 268,000.00
Ernie Els .....	T8	72-70-72-71	285 208,000.00
Carl Pettersson .....	T8	71-70-70-74	285 208,000.00
John Rollins .....	T8	68-71-72-74	285 208,000.00
Vijay Singh .....	T8	68-70-70-77	285 208,000.00
Vaughn Taylor .....	T8	73-71-68-73	285 208,000.00
Bo Van Pelt .....	T8	68-71-72-74	285 208,000.00
Sergio Garcia .....	T14	70-68-70-78	286 148,000.00
Phil Mickelson .....	T14	70-73-69-74	286 148,000.00
K.J. Choi .....	T16	69-69-77-72	287 124,000.00
Brad Faxon .....	T16	70-69-79-69	287 124,000.00
Fred Funk .....	T16	70-69-74-74	287 124,000.00
Charles Warren .....	T16	73-71-72-71	287 124,000.00
Darren Clarke .....	T20	73-70-72-73	288 100,000.00
Brian Davis .....	T20	70-73-73-72	288 100,000.00
Fredrik Jacobson .....	T22	69-72-74-74	289 76,800.00
Greg Owen .....	T22	71-68-77-73	289 76,800.00
Craig Parry .....	T22	70-73-70-76	289 76,800.00
Mike Weir .....	T22	71-71-68-79	289 76,800.00

Player	Pos.	Score	Money
Tiger Woods .....	T22	72-69-73-75	289 \$76,800.00
Jason Bohn .....	T27	71-72-72-75	290 53,250.00
James Driscoll .....	T27	71-72-70-77	290 53,250.00
Todd Fischer .....	T27	73-68-72-77	290 53,250.00
Richard S. Johnson .....	T27	72-70-75-73	290 53,250.00
Tom Lehman .....	T27	71-71-70-78	290 53,250.00
Tom Pernice, Jr. ....	T27	70-70-71-79	290 53,250.00
Ian Poulter .....	T27	72-68-75-75	290 53,250.00
Nick Price .....	T27	72-71-74-73	290 53,250.00
Fred Couples .....	35	69-73-75-74	291 43,200.00
Ben Crane .....	T36	68-74-77-73	292 40,200.00
Joe Durant .....	T36	69-72-75-76	292 40,200.00
Robert Allenby .....	T38	67-73-78-75	293 32,800.00
J.B. Holmes .....	T38	71-73-76-73	293 32,800.00
David Howell .....	T38	71-71-81-70	293 32,800.00
Miguel A. Jimenez .....	T38	67-74-82-70	293 32,800.00
Jesper Parnevik .....	T38	72-72-72-77	293 32,800.00
Tim Petrovic .....	T38	73-69-80-71	293 32,800.00
Lee Westwood .....	T38	70-73-73-77	293 32,800.00
John Daly .....	T45	70-73-74-77	294 22,020.00
Carlos Franco .....	T45	71-71-75-77	294 22,020.00
Dudley Hart .....	T45	73-70-75-76	294 22,020.00
J.J. Henry .....	T45	71-73-77-73	294 22,020.00
Peter Lonard .....	T45	71-73-74-76	294 22,020.00
Jeff Maggert .....	T45	73-69-78-74	294 22,020.00

Player	Pos.	Score	Money
Arron Oberholser .....	T45	68-71-74-81	294 \$22,020.00
Jeff Sluman .....	T45	70-73-75-76	294 22,020.00
Robert Gamez .....	T53	71-72-78-74	295 18,613.34
Charles Howell III .....	T53	71-73-76-75	295 18,613.33
Adam Scott .....	T53	70-67-82-76	295 18,613.33
Bart Bryant .....	T56	73-71-74-78	296 18,160.00
Steve Lowery .....	T56	73-70-78-75	296 18,160.00
Zach Johnson .....	T58	71-73-74-79	297 17,600.00
Bernhard Langer .....	T58	67-75-79-76	297 17,600.00
Rocco Mediate .....	T58	69-74-77-77	297 17,600.00
Sean O'Hair .....	T58	73-71-75-78	297 17,600.00
Joey Sindelar .....	T58	71-73-80-73	297 17,600.00
Steve Flesch .....	T63	69-70-75-84	298 16,960.00
Harrison Frazer .....	T63	70-74-76-78	298 16,960.00
Kirk Triplett .....	T63	70-71-76-81	298 16,960.00
Rich Beem .....	T66	71-72-71-85	299 16,480.00
Olin Browne .....	T66	69-75-76-79	299 16,480.00
Nathan Green .....	T66	72-72-75-80	299 16,480.00
Thomas Bjorn .....	69	69-73-80-78	300 16,160.00
Chad Campbell .....	T70	70-72-79-80	301 15,920.00
Shingo Katayama .....	T70	70-73-77-81	301 15,920.00
Mark Calcavecchia .....	72	69-73-81-79	302 15,680.00
Woody Austin .....	73	73-69-83-79	304 15,520.00
Mark Hensby .....	74	71-73-79-83	306 15,360.00

The following players did not finish (C=cut, W=withdrew)

**C—145**-Stuart Appleby, Tommy Armour III, Mark Brooks, Angel Cabrera, Michael Campbell, Stewart Cink, Ryuji Imada, Justin Leonard, Nick O'Hern, Tag Ridings, John Senden, Patrick Sheehan, Wes Short, Jr., Dean Wilson, **146**-Doug Barron, Padraig Harrington, Shaun Micheel, Heath Slocum, **147**-Billy Andrade, Jeff Brehaut, Luke Donald, Brian Gay, Ted Purdy, Brett Quigley, **148**-John Huston, Jonathan Kaye, Davis Love III, Colin Montgomerie, Kevin Na, Joe Ogilvie, Scott Verplank, **149**-Jonathan Byrd, Daniel Chopra, Tim Clark, Robert Damron, Bob Estes, Tim Herron, Brandt Jobe, Loren Roberts, **150**-Kent Jones, Paul McGinley, Rod Pampling, Justin Rose, David Toms, **151**-Arjun Atwal, David Duval, Lucas Glover, Stephen Leaney, Billy Mayfair, Kevin Sutherland, **152**-J.L. Lewis, Hidemichi Tanaka, **153**-Aaron Baddeley, Craig Barlow, Ben Curtis, Todd Hamilton, Rory Sabbatini, Bob Tway, **154**-Jerry Kelly, Ryan Palmer, Corey Pavin, **155**-Nick Faldo, Geoff Ogilvy, Craig Perks, **157**-Steve Jones, **158**-Jason Gore, Scott McCarron, **159**-D.J. Trahan, **160**-Hank Kuehne, **W—78**-Shigeiki Maruyama.

## 2006 Hole-by-Hole Summary

### TPC Sawgrass

Rank	Hole	Par	Average Yardage	Average Score	Average Over Under-par	Eagles	Birdies	Pars	Bogeys	Doubles	Triples +
13	1	4	392	4.064	.064	1	66	280	80	8	
17	2	5	532	4.715	.285-	11	160	215	40	9	
8	3	3	177	3.177	.177		31	307	89	6	2
11	4	4	384	4.090	.090	3	75	259	79	17	2
2	5	4	471	4.301	.301		39	251	122	21	2
14	6	4	393	4.034	.034	1	85	263	74	10	2
7	7	4	442	4.195	.195		50	270	97	16	2
9	8	3	219	3.131	.131		45	296	87	6	1
10	9	5	583	5.092	.092		84	253	79	15	4
6	10	4	424	4.218	.218		51	264	95	24	1
16	11	5	535	4.805	.195-	9	157	193	65	9	2
15	12	4	358	3.952	.048-		100	267	59	7	2
12	13	3	181	3.069	.069	4	73	261	86	8	3
5	14	4	467	4.248	.248		47	255	114	16	3
3	15	4	449	4.253	.253		40	265	112	16	2
18	16	5	507	4.474	.526-	25	209	174	24	3	
4	17	3	137	3.251	.251		51	281	62	32	9
1	*18	4	447	4.460	.460		22	245	126	33	9

**TOTALS:**                    **72**    **7098**            **73.529**            **1.529**            **54**    **1385**            **4599**            **1490**            **256**            **46**

*\* in Top 2006 50 Toughest Holes*

## 2006 Scoring Recap

	ROUND 1	ROUND 2	ROUND 3	ROUND 4	TOTAL
Rounds Below 70	23	15	5	3	46
Rounds below par	66	46	16	11	139
Rounds par & below	83	64	24	14	185
Rounds at even par	17	18	8	3	46
Rounds over par	61	79	50	60	250
Rounds 80 & over	4	10	8	8	30

# THE PLAYERS Championship Summaries

2007



Phil Mickelson

**TPC Sawgrass**  
**Ponte Vedra Beach, FL**  
**May 10-13, 2007**  
**Purse: \$9,000,000**  
**Par: 36-36—72**  
**Yards: 7,215**

**LEADERS**

**First Round**

Phil Mickelson.....	67 (-5)
Rory Sabbatini.....	67 (-5)
Chris DiMarco.....	68 (-4)
Peter Lonard.....	69 (-3)

**Second Round**

Phil Mickelson.....	139 (-5)
Nathan Green.....	140 (-4)
Peter Lonard.....	141 (-3)
Sean O'Hair.....	141 (-3)
Rod Pampling.....	141 (-3)
Carl Pettersson.....	141 (-3)

**Third Round**

Sean O'Hair.....	207 (-9)
Phil Mickelson.....	208 (-8)
Peter Lonard.....	209 (-7)
Jeff Quinney.....	209 (-7)

**CUT:** 79 players at 5-over-par 149 from a field of 145 professionals.

**WEATHER:** Thursday: Mostly cloudy with a high of 76 degrees. Winds N-NW 10-20 with gusts up to 40 mph. Friday: Mostly sunny and warmer with a high

of 82. NE winds 15-20 mph. Saturday: Partly cloudy, warm and humid with a high of 82. Winds N-NW 5-10 mph. Sunday: Mostly cloudy with a high of 82 degrees. Winds N-NE 7-12 mph.

Player	Pos.	Scores	FEC Pts.	Money
PHIL MICKELSON ..	1	67-72-69-69	277	4,950 \$1,620,000.00
Sergio Garcia .....	2	73-73-67-66	279	2,970 972,000.00
Stewart Cink .....	3	74-69-71-66	280	1,595 522,000.00
Jose M. Olazabal .....	T3	78-66-69-67	280	1,595 522,000.00
Jose Coceres .....	5	73-70-68-70	281	1,100 360,000.00
J.P. Hayes .....	T6	71-73-68-70	282	861 281,700.00
Robert Karlsson .....	T6	77-68-71-66	282	861 281,700.00
Peter Lonard .....	T6	69-72-68-73	282	861 281,700.00
Jeff Quinney .....	T6	71-74-64-73	282	861 281,700.00
Adam Scott .....	T6	74-71-70-67	282	861 281,700.00
Sean O'Hair .....	11	72-69-66-76	283	688 225,000.00
Chris DiMarco .....	T12	68-74-69-73	284	557 182,250.00
Steve Elkington .....	T12	73-71-70-70	284	557 182,250.00
Mathew Goggin .....	T12	72-71-71-70	284	557 182,250.00
Brandt Snedeker .....	T12	72-74-68-70	284	557 182,250.00
Jonathan Byrd .....	T16	74-71-71-69	285	386 126,257.15
J.B. Holmes .....	T16	76-72-69-68	285	386 126,257.15
Stuart Appleby .....	T16	74-71-71-69	285	386 126,257.14
Luke Donald .....	T16	74-72-65-74	285	386 126,257.14
Nathan Green .....	T16	71-69-74-71	285	386 126,257.14
Zach Johnson .....	T16	73-73-70-69	285	386 126,257.14
Ted Purdy .....	T16	74-73-67-71	285	386 126,257.14
K.J. Choi .....	T23	71-74-70-71	286	245 80,100.00
Jason Gore .....	T23	70-74-72-70	286	245 80,100.00
Tom Lehman .....	T23	70-73-73-70	286	245 \$80,100.00
Henrik Stenson .....	T23	72-76-66-72	286	245 80,100.00
Kirk Triplett .....	T23	75-68-73-70	286	245 80,100.00

Player	Pos.	Scores	FEC Pts.	Money
Joe Durant .....	T28	76-71-69-71	287	171 \$56,100.00
Jim Furyk .....	T28	71-72-74-70	287	171 56,100.00
Retief Goosen .....	T28	71-74-71-71	287	171 56,100.00
Jerry Kelly .....	T28	73-73-69-72	287	171 56,100.00
Cliff Kresge .....	T28	72-72-69-74	287	171 56,100.00
Steve Lowery .....	T28	78-66-71-72	287	171 56,100.00
Tom Pernice, Jr. ....	T28	74-68-72-73	287	171 56,100.00
Carl Pettersson .....	T28	70-71-70-76	287	171 56,100.00
Ian Poulter .....	T28	75-71-72-69	287	171 56,100.00
Aaron Baddeley .....	T37	72-72-67-77	288	118 38,700.00
Ken Duke .....	T37	76-72-70-70	288	118 38,700.00
Ernie Els .....	T37	73-73-72-70	288	118 38,700.00
Frank Lickliter II .....	T37	77-72-69-70	288	118 38,700.00
Geoff Ogilvy .....	T37	74-71-67-76	288	118 38,700.00
Mike Weir .....	T37	75-72-72-69	288	118 38,700.00
Tiger Woods .....	T37	75-73-73-67	288	118 38,700.00
Daniel Chopra .....	T44	74-71-76-68	289	79 26,010.00
Rocco Mediate .....	T44	72-71-77-69	289	79 26,010.00
Rod Pampling .....	T44	70-71-80-68	289	79 26,010.00
Rory Sabbatini .....	T44	67-79-71-72	289	79 26,010.00
Vijay Singh .....	T44	74-71-70-74	289	79 26,010.00
Heath Slocum .....	T44	78-71-69-71	289	79 26,010.00
Scott Verplank .....	T44	72-77-68-72	289	79 26,010.00
Boo Weekley .....	T44	74-73-71-71	289	79 26,010.00
Harrison Frazer .....	T52	74-71-73-72	290	64 20,880.00
Padraig Harrington .....	T52	76-70-74-70	290	64 \$20,880.00
Tim Herron .....	T52	77-71-73-69	290	64 20,880.00

Player	Pos.	Scores	FEC Pts.	Money
John Senden .....	T52	73-74-71-72	290	64 \$20,880.00
Steve Stricker .....	T52	72-75-70-73	290	64 20,880.00
Brett Wetterich .....	T52	74-75-71-70	290	64 20,880.00
Rich Beem .....	T58	71-73-74-73	291	60 19,710.00
Bernhard Langer .....	T58	72-77-73-69	291	60 19,710.00
Kenny Perry .....	T58	73-75-73-70	291	60 19,710.00
John Rollins .....	T58	76-71-68-76	291	60 19,710.00
Charl Schwartzel .....	T58	74-75-69-73	291	60 19,710.00
Kevin Sutherland .....	T58	73-71-74-73	291	60 19,710.00
Paul Azinger .....	T64	78-71-70-73	292	57 18,810.00
John Mallinger .....	T64	73-74-72-73	292	57 18,810.00
Arron Oberholser .....	T64	73-73-79-67	292	57 18,810.00
David Toms .....	T64	77-72-73-70	292	57 18,810.00
Tim Clark .....	T68	73-72-67-81	293	55 18,090.00
Ryuji Imada .....	T68	77-71-75-70	293	55 18,090.00
Ryan Moore .....	T68	78-69-75-71	293	55 18,090.00
Joey Sindelar .....	T68	74-75-72-72	293	55 18,090.00
Mathias Gronberg .....	T72	75-73-74-72	294	53 17,460.00
Bill Haas .....	T72	76-73-73-72	294	53 17,460.00
Corey Pavin .....	T72	75-72-71-76	294	53 17,460.00
Todd Hamilton .....	T75	75-73-76-71	295	51 16,830.00
Charley Hoffman .....	T75	75-69-76-75	295	51 16,830.00
Davis Love III .....	T75	77-71-73-74	295	51 16,830.00
Ryan Palmer .....	T75	77-72-71-75	295	51 16,830.00
Charles Howell III .....	T79	73-74-75-76	298	50 16,380.00

The following players did not finish (C=cut, W=withdrew)

**C—150**-Bart Bryant, Brian Gay, Jeff Gove, J.J. Henry, Fredrik Jacobson, Kent Jones, Stephen Leaney, Justin Leonard, Hunter Mahan, Shigeki Maruyama, Shaun Micheel, Colin Montgomerie, Brett Quigley, D.J. Trahan, Mark Wilson, **151**-Woody Austin, Eric Axley, Shane Bertsch, Brian Davis, Bob Estes, Steve Flesch, Jeff Maggert, Nick O'Hern, Craig Perks, Vaughn Taylor, Dean Wilson, **152**-Robert Allenby, Brim Baird, Chris Couch, Trevor Immelman, Richard S. Johnson, Doug LaBelle II, Billy Mayfair, Joe Ogilvie, Bo Van Pelt, Bobby Wadkins, Charles Warren, Bubba Watson, **153**-David Branshaw, Fred Funk, Will MacKenzie, Troy Matteson, Jesper Parnevik, Camilo Villegas, **154**-Billy Andrade, Michael Campbell, Paul Casey, Ben Curtis, Nicolas Fasth, **155**-Jason Bohn, Greg Owen, Pat Perez, Jeff Sluman, Nick Watney, **156**-Stephen Ames, Olin Browne, Mark Calcavecchia, Lucas Glover, **157**-Chad Campbell, Paul Goydos, **159**-Steve Marino, **160**-Robert Garrigus, **161**-Anthony Kim. **W**—David Howell, Darren Clarke, **85**-Daisuke Maruyama.

## 2007 Hole-by-Hole Summary

### TPC Sawgrass

Rank	Hole	Par	Average Yardage	Average Score	Average Over Under-par	Eagles	Birdies	Pars	Bogeys	Doubles	
4	1	4	423	4.219	.219		45	271	112	15	
17	2	5	532	4.646	.354-	13	173	218	35	4	
11	3	3	177	3.065	.065		48	325	64	5	1
12	4	4	384	4.023	.023	1	85	278	64	13	2
6	5	4	471	4.185	.185		46	287	95	12	3
14	6	4	393	4.005	.005		74	302	58	9	
5	7	4	442	4.208	.208		58	256	109	19	1
3	8	3	237	3.307	.307		24	272	134	13	
13	9	5	583	5.020	.020	1	87	269	77	7	2
7	10	4	424	4.181	.181		54	276	97	13	3
16	11	5	558	4.734	.266-	5	160	231	42	4	1
15	12	4	358	3.932	.068-		95	285	61	2	
10	13	3	181	3.095	.095		62	289	81	10	1
8	14	4	481	4.129	.129	1	51	293	87	10	1
8	15	4	449	4.129	.129	1	36	317	84	4	1
18	16	5	523	4.578	.422-	12	201	194	34	2	
2	*17	3	137	3.386	.386		42	276	59	50	16
1	*18	4	462	4.409	.409		29	249	126	33	6
<b>TOTALS:</b>		<b>72</b>	<b>7215</b>	<b>73.248</b>	<b>1.248</b>	<b>34</b>	<b>1370</b>	<b>4888</b>	<b>1419</b>	<b>225</b>	<b>38</b>

\* in Top 2007 50 Toughest Holes

## 2007 Scoring Recap

	ROUND 1	ROUND 2	ROUND 3	ROUND 4	TOTAL
Rounds Below 70	4	11	25	19	59
Rounds Below Par	16	41	47	45	149
Rounds Par & Below	26	60	54	55	195
Rounds at Even Par	10	19	7	10	46
Rounds Over Par	117	82	25	24	248
Rounds 80 & Over	16	4	1	1	22

# THE PLAYERS Championship Summaries

2008



Sergio Garcia

**TPC Sawgrass**  
**Ponte Vedra Beach, FL**  
**May 8-11, 2008**  
**Purse: \$9,500,000**  
**Par: 36-36—72**  
**Yards: 7,215**

**LEADERS**

**First Round**

Sergio Garcia.....	66 (-6)
Kenny Perry.....	68 (-4)
Paul Goydos.....	68 (-4)
Heath Slocum.....	69 (-3)
Steve Elkington.....	69 (-3)
Ian Poulter.....	69 (-3)
Niclas Fasth.....	69 (-3)
Todd Hamilton.....	69 (-3)

**Second Round**

Kenny Perry.....	138 (-6)
Bernhard Langer.....	139 (-5)
Paul Goydos.....	139 (-5)
Sergio Garcia.....	139 (-5)
Anthony Kim.....	140 (-4)

**Third Round**

Paul Goydos.....	209 (-7)
Kenny Perry.....	210 (-6)
Sergio Garcia.....	212 (-4)
Jeff Quinney.....	214 (-2)
Phil Mickelson.....	214 (-2)
Bernhard Langer.....	214 (-2)

**CUT:** 74 players at 3-over-par 147 from a field of 144 professionals.

**WEATHER:** Thursday: Partly cloudy, with temperatures reaching the upper 80s. Winds S-SW 10-15 mph, with gusts to 23 mph. Friday: Partly cloudy and breezy. High of 90 with SW winds 15-20 mph with gusts up to 35. Saturday:

Partly cloudy with highs in the low 90s. Winds W 10-15 mph with gusts up to 25mph. High of 92 broke previous PLAYERS high record (89) set in the second round in 1991 (March 29). Sunday: Overcast skies and warm temperatures with a high of 90. W-SW winds 20-25 mph with gusts up to 40.

Player	Pos.	Score	FEC Pts	Money
<b>SERGIO GARCIA.....</b>	<b>1</b>	<b>66-73-73-71</b>	<b>283</b>	<b>4,950 \$1,710,000.00</b>
<i>(Won playoff with par on first extra hole)</i>				
Paul Goydos.....	2	68-71-70-74	283	2,970 1,026,000.00
Jeff Quinney.....	3	71-73-70-70	284	1,870 646,000.00
Briny Baird.....	4	71-71-73-72	287	1,320 456,000.00
Stephen Ames.....	5	74-68-74-72	288	1,100 380,000.00
Ben Crane.....	T6	70-72-75-72	289	890 307,562.50
Ernie Els.....	T6	72-71-74-72	289	890 307,562.50
Tom Lehman.....	T6	73-73-69-74	289	890 307,562.50
Brett Quigley.....	T6	70-76-72-71	289	890 307,562.50
Chad Campbell.....	T10	73-72-77-68	290	633 218,500.00
J.B. Holmes.....	T10	72-72-71-75	290	633 218,500.00
Greg Kraft.....	T10	75-72-68-75	290	633 218,500.00
Henrik Stenson.....	T10	73-71-75-71	290	633 218,500.00
Dean Wilson.....	T10	74-72-75-69	290	633 218,500.00
Stuart Appleby.....	T15	72-72-71-76	291	426 147,250.00
Fred Couples.....	T15	70-72-77-72	291	426 147,250.00
Bernhard Langer.....	T15	72-67-75-77	291	426 147,250.00
Kenny Perry.....	T15	68-70-72-81	291	426 147,250.00
Tim Petrovic.....	T15	73-73-69-76	291	426 147,250.00
Kevin Stadler.....	T15	70-72-78-71	291	426 147,250.00
Woody Austin.....	T21	71-76-73-72	292	275 95,000.00
Stewart Cink.....	T21	71-75-73-73	292	275 95,000.00
Phil Mickelson.....	T21	70-73-71-78	292	275 95,000.00
Ian Poulter.....	T21	69-74-73-76	292	275 95,000.00

Player	Pos.	Score	FEC Pts	Money
Nicholas Thompson.....	T21	70-77-71-74	292	275 \$95,000.00
Boo Weekley.....	T21	70-71-74-77	292	275 95,000.00
Luke Donald.....	T27	75-72-74-72	293	195 67,450.00
Jim Furyk.....	T27	74-72-71-76	293	195 67,450.00
John Merrick.....	T27	70-72-77-74	293	195 67,450.00
Ryan Moore.....	T27	72-74-73-74	293	195 67,450.00
Rory Sabbatini.....	T27	73-71-75-74	293	195 67,450.00
Aaron Baddeley.....	T32	71-74-77-72	294	140 48,260.00
Jonathan Byrd.....	T32	76-71-72-75	294	140 48,260.00
Steve Elkington.....	T32	69-76-77-72	294	140 48,260.00
Brian Gay.....	T32	72-74-75-73	294	140 48,260.00
Fredrik Jacobson.....	T32	76-70-70-78	294	140 48,260.00
Miguel A. Jimenez.....	T32	70-74-76-74	294	140 48,260.00
Jerry Kelly.....	T32	74-72-70-78	294	140 48,260.00
Nick O'Hern.....	T32	73-74-75-72	294	140 48,260.00
David Toms.....	T32	77-70-76-71	294	140 48,260.00
Mike Weir.....	T32	71-76-75-72	294	140 48,260.00
Robert Allenby.....	T42	74-71-77-73	295	86 29,830.00
Bart Bryant.....	T42	73-71-79-72	295	86 29,830.00
Daniel Chopra.....	T42	72-72-73-78	295	86 29,830.00
Ben Curtis.....	T42	74-72-71-78	295	86 29,830.00
Soren Hansen.....	T42	71-73-73-78	295	86 29,830.00
J.J. Henry.....	T42	71-73-73-78	295	86 29,830.00
Anthony Kim.....	T42	70-70-79-76	295	86 29,830.00
Pat Perez.....	T42	72-74-72-77	295	86 29,830.00

Player	Pos.	Score	FEC Pts	Money
Mark Wilson.....	T42	76-71-72-76	295	86 \$29,830.00
D.J. Trahan.....	T51	70-77-75-74	296	66 22,863.34
Retief Goosen.....	T51	73-71-77-75	296	66 22,863.34
Carl Pettersson.....	T51	74-71-75-76	296	66 22,863.34
Chris DiMarco.....	T54	71-73-78-75	297	62 21,280.00
Ken Duke.....	T54	72-75-76-74	297	62 21,280.00
Todd Hamilton.....	T54	69-77-75-76	297	62 21,280.00
Davis Love III.....	T54	73-74-70-80	297	62 21,280.00
Rocco Mediate.....	T54	74-72-72-79	297	62 21,280.00
Kevin Na.....	T54	72-75-76-74	297	62 21,280.00
Jose Maria Olazabal.....	T54	70-75-80-72	297	62 21,280.00
Adam Scott.....	T54	75-71-71-80	297	62 21,280.00
Johnson Wagner.....	T54	72-74-77-74	297	62 21,280.00
Nick Watney.....	T63	76-71-74-77	298	59 20,235.00
Charlie Wi.....	T63	74-73-69-82	298	59 20,235.00
Cliff Kresge.....	T65	74-71-77-77	299	58 19,950.00
Jose Coceres.....	T66	72-75-71-82	300	57 19,570.00
Richard Sterne.....	T66	77-70-76-77	300	57 19,570.00
Camilo Villegas.....	T66	74-73-77-76	300	57 19,570.00
Jesper Parnevik.....	T69	72-74-70-85	301	55 19,095.00
Heath Slocum.....	T69	69-76-78-78	301	55 19,095.00
Jason Bohn.....	T71	74-73-79-76	302	54 18,810.00
Billy Mayfair.....	T72	72-73-77-81	303	54 18,620.00
Tommy Armour III.....	T73	71-76-80-80	307	53 18,335.00
Troy Matteson.....	T73	70-76-80-81	307	53 18,335.00

The following players did not finish (C=cut, W=withdrew)

**C—148**-Alex Cejka, Niclas Fasth, Sean O'Hair, John Senden, Vijay Singh, Brandt Snedeker, Kevin Sutherland, **149**-Brian Bateman, Mark Hensby, Ryuji Imada, Justin Leonard, Rod Pampling, Scott Verplank, Bubba Watson, Tim Wilkinson, **150**-Michael Allen, Steve Flesch, Nathan Green, Mathias Gronberg, Pdraig Harrington, Richard Johnson, Stephen Leaney, John Rollins, **151**-Angel Cabrera, Mark Calcavecchia, Fred Funk, Mathew Goggins, Peter Lonard, George McNeill, Joe Ogilvie, Justin Rose, Lee Westwood, **152**-Rich Beem, Michael Campbell, Brian Davis, Bob Estes, Dudley Hart, Matt Jones, John Mallingner, Shaun Micheal, Geoff Ogilvy, **153**-Paul Casey, Bill Haas, Charles Howell III, Dustin Johnson, Matt Kuchar, Steve Lowery, Jeff Overton, Steve Stricker, Vaughn Taylor, Brett Wetterich, **154**-Tim Herron, Tom Pernice, Jr., Bo Van Pelt, **155**-Robert Garrigus, Zach Johnson, **156**-Steve Marino, Andres Romero, **157**-K.J. Choi, **158**-J.P. Hayes, **159**-Tim Clark, Lucas Glover, Charley Hoffman, Charles Warren. **W**—Hunter Mahan, Jason Gore, Cameron Beckman, **81**-Shigeiki Maruyama, Ryan Armour, **72**-Jeff Maggert.

## 2008 Hole-by-Hole Summary

### TPC Sawgrass

Rank	Hole	Par	Yardage	Average Score	Average Over Under-par	Eagles	Birdies	Pars	Bogeys	Doubles	Other
13	1	4	423	4.087	.087		62	275	82	7	1
17	2	5	532	4.787	.213-	5	139	235	39	8	1
6	3	3	177	3.227	.227		30	282	104	10	1
8	4	4	384	4.180	.180	2	61	244	102	15	3
11	5	4	471	4.145	.145	1	44	281	95	5	1
9	6	4	393	4.162	.162		52	273	84	17	1
12	7	4	442	4.089	.089	1	74	248	94	10	
5	8	3	237	3.230	.230		40	255	126	6	
16	9	5	583	4.916	.084-	1	130	213	75	6	2
10	10	4	424	4.159	.159		54	266	94	11	2
15	11	5	558	4.930	.070-	3	99	256	64	4	1
14	12	4	358	3.932	.068-		94	274	53	6	
3	*13	3	181	3.351	.351	1	35	248	109	24	10
2	*14	4	481	4.447	.447		21	227	148	29	2
7	15	4	449	4.183	.183		37	291	85	12	2
18	16	5	523	4.637	.363-	5	188	195	35	4	
4	17	3	137	3.302	.302		50	259	68	41	9
1	*18	4	462	4.522	.522		31	202	146	40	8
<b>TOTALS:</b>		<b>72</b>	<b>7215</b>	<b>74.246</b>	<b>2.286</b>	<b>19</b>	<b>1241</b>	<b>4524</b>	<b>1603</b>	<b>255</b>	<b>44</b>

\* in Top 2008 50 Toughest Holes

## 2008 Scoring Recap

	ROUND 1	ROUND 2	ROUND 3	ROUND 4	TOTAL
Rounds Below 70	8	2	4	2	16
Rounds below par	34	23	18	8	83
Rounds par & below	54	42	24	21	141
Rounds at even par	20	19	6	13	58
Rounds over par	87	96	50	53	286
Rounds 80 & over	4	9	3	9	25



# THE PLAYERS Championship Summaries

2009



Henrik Stenson

**TPC Sawgrass**  
**Ponte Vedra Beach, FL**  
**May 7-10, 2009**  
**Purse: \$9,500,000**  
**Par: 36-36—72**  
**Yards: 7,215**

**CUT:** 83 players at even-par 144 from a field of 145 professionals. 54-hole cut of 71 players at 2-over-par 218.

**WEATHER:** Thursday: Partly cloudy with highs in the high 80s. SW winds 8-15 mph. Friday: Partly cloudy with a high of 92, tying the tournament record

**LEADERS**

**First Round**

Ben Crane	.....65 (-7)
John Mallinger	.....66 (-6)
Richard S. Johnson	.....66 (-6)
Alex Cejka	.....66 (-6)
Nine players	.....67 (-5)
<b>Henrik Stenson</b>	<b>.....68 (T14)</b>

**Second Round**

Alex Cejka	.....133 (-11)
Ian Poulter	.....135 (-9)
Kevin Na	.....137 (-7)
Angel Cabrera	.....137 (-7)
Jason Dufner	.....137 (-7)
John Mallinger	.....137 (-7)
<b>Henrik Stenson</b>	<b>.....137 (-7)</b>
David Toms	.....137 (-7)

**Third Round**

Alex Cejka	.....205 (-11)
Tiger Woods	.....210 (-6)
Retief Goosen	.....210 (-6)
Jonathan Byrd	.....210 (-6)
Ben Crane	.....210 (-6)
<b>Henrik Stenson</b>	<b>.....210 (-6)</b>
Ian Poulter	.....210 (-6)

Player	Pos.	Score	FEC Pts	Money
<b>HENRIK STENSON</b>	<b>1</b>	<b>68-69-73-66</b>	<b>276</b>	<b>\$1,710,000.00</b>
Ian Poulter	2	67-68-75-70	280	330.00
John Mallinger	T3	66-71-74-70	281	180.00
Kevin Na	T3	71-66-74-70	281	180.00
Ben Crane	T5	65-73-72-72	282	110.00
Brian Davis	T5	71-69-71-71	282	110.00
Jim Furyk	T5	68-74-71-69	282	110.00
Tiger Woods	8	71-69-70-73	283	94.00
Aaron Baddeley	T9	71-71-76-66	284	77.40
Alex Cejka	T9	66-67-72-79	284	77.40
Tim Clark	T9	72-69-74-69	284	77.40
Vijay Singh	T9	71-72-74-67	284	77.40
David Toms	T9	67-70-77-70	284	77.40
Robert Allenby	T14	73-66-75-71	285	56.25
Angel Cabrera	T14	72-65-77-71	285	56.25
Paul Casey	T14	70-69-76-70	285	56.25
Daniel Chopra	T14	75-65-72-73	285	56.25
Jeff Klauk	T14	71-72-71-71	285	56.25
Matt Kuchar	T14	72-72-73-68	285	56.25
Camilo Villegas	T14	67-72-75-71	285	56.25
Mike Weir	T14	72-72-73-68	285	56.25
Tommy Armour III	T22	74-70-70-72	286	44.50
Woody Austin	T22	72-72-68-74	286	44.50
Ben Curtis	T22	71-72-69-74	286	44.50
Sergio Garcia	T22	71-73-73-69	286	44.50
Retief Goosen	T22	67-72-71-76	286	44.50
Geoff Ogilvy	T22	70-72-73-71	286	44.50
Kenny Perry	T22	73-71-68-74	286	44.50

Player	Pos.	Score	FEC Pts	Money
Scott Piercy	T22	71-72-74-69	286	44.50
Justin Rose	T22	70-71-72-73	286	44.50
Steve Stricker	T22	71-71-71-73	286	44.50
Jason Dufner	T32	67-70-77-73	287	37.00
Zach Johnson	T32	72-71-70-74	287	37.00
Justin Leonard	T32	70-69-75-73	287	37.00
Billy Mayfair	T32	70-74-69-74	287	37.00
Kevin Sutherland	T32	73-67-72-75	287	37.00
Jonathan Byrd	T37	67-72-71-78	288	30.50
Luke Donald	T37	74-70-71-73	288	30.50
Charley Hoffman	T37	70-69-76-73	288	30.50
Jeff Overton	T37	71-67-75-75	288	30.50
Tim Petrovic	T37	68-70-75-75	288	30.50
John Rollins	T37	68-76-70-74	288	30.50
John Senden	T37	72-69-72-75	288	30.50
Bubba Watson	T37	67-75-72-74	288	30.50
Ernie Els	T45	73-69-73-74	289	24.50
Ryuji Imada	T45	72-70-75-72	289	24.50
Richard S. Johnson	T45	66-72-74-77	289	24.50
Michael Letzig	T45	71-68-74-76	289	24.50
Stephen Ames	T49	70-71-75-74	290	19.50
Jason Bohn	T49	72-71-74-73	290	19.50
Padraig Harrington	T49	72-72-74-72	290	19.50
Nick O'Hern	T49	68-73-75-74	290	19.50
Fredrik Jacobson	T49	70-73-72-75	290	19.50
Scott Verplank	T49	67-74-73-76	290	19.50
Brad Adamonis	T55	67-76-74-74	291	14.00
Martin Kaymer	T55	71-73-69-78	291	14,470.00

Player	Pos.	Score	FEC Pts	Money
Phil Mickelson	T55	73-71-71-76	291	14.00
Heath Slocum	T55	75-69-71-76	291	14.00
Mark Wilson	T55	69-72-75-75	291	14.00
Rocco Mediate	T60	73-71-74-74	292	10.00
Chez Reavie	T60	70-72-75-75	292	10.00
Johnson Wagner	T60	69-73-72-78	292	10.00
Michael Allen	T63	71-70-74-78	293	8.00
Steve Flesch	T64	75-69-74-76	294	6.50
Jeev M. Singh	T64	68-74-76-76	294	6.50
Cameron Beckman	T66	72-72-73-78	295	4.50
John Merrick	T66	70-72-74-79	295	4.50
Pat Perez	T68	72-72-74-78	296	2.50
Jeff Quinney	T68	73-70-75-78	296	2.50
Ryan Moore	T70	71-68-75-84	298	1.00
K.J. Choi	T71	73-69-77	219	.94
Nathan Green	T71	74-69-76	219	.94
Robert Karlsson	T71	74-70-75	219	.94
Martin Laird	T71	71-72-76	219	.94
Hunter Mahan	T71	73-71-75	219	.94
Stewart Cink	T76	70-73-77	220	.87
Bob Estes	T76	75-68-77	220	.87
Graeme McDowell	T78	71-73-77	221	.79
Fred Funk	T79	73-71-78	222	.79
Dustin Johnson	T79	72-72-78	222	.79
Steve Marino	T79	72-72-78	222	.79
Rod Pampling	T79	70-73-79	222	.79

high temperature set in third round of 2008. Light winds out of the SW in the morning and S-SE 10-15 mph during the afternoon. Saturday: Partly cloudy with a high of 92. Light winds out of the S-SE 10-15 mph. Sunday: Mostly sunny with a high of 89. SE winds 10-15 mph.

**The following players did not finish (C=cut, W=withdrew)**

**C—145**-Bart Bryant, Ken Duke, Jerry Kelly, Soren Kjeldsen, Will MacKenzie, Troy Matteson, George McNeill, Joe Ogilvie, Andres Romero, Adam Scott, **146**-Chad Campbell, Steve Elkington, Todd Hamilton, Charles Howell III, Scott McCarron, Nicholas Thompson, Nick Watney, **147**-Stuart Appleby, Eric Axley, Bill Haas, Greg Kraft, Cliff Kresge, Davis Love III, D.J. Trahan, Bo Van Pelt, **148**-Briny Baird, Ross Fisher, Lucas Glover, Paul Goydos, J.B. Holmes, Thongchai Jaidee, Sean O'Hair, Brett Quigley, Kevin Streelman, Vaughn Taylor, Charlie Wi, **149**-J.J. Henry, Parker McLachlin, Dean Wilson, **150**-Tim Herron, Peter Lonard, Ryan Palmer, Y.E. Yang, **151**-Fred Couples, Rory McIlroy, Corey Pavin, Marc Turnesa, **153**-Mathew Goggin, Tom Pernice, Jr., Rory Sabbatini, Webb Simpson, **154**-Tim Wilkinson, **155**-Matt Bettencourt, Trevor Immelman, Anthony Kim, **158**-Michael Bradley, **159**-Steve Lowery, **W**—D.A. Weibring, Michael Campbell, **80**-Brian Gay, **74**-Carl Pettersson, **73**-Dudley Hart, **213**-Boo Weekley.

## 2009 Hole-by-Hole Summary

### TPC Sawgrass

Rank	Hole	Par	Yardage	Average Score	Average Over Under-par	Eagles	Birdies	Pars	Bogeys	Doubles	Other
7	1	4	423	4.140	.140		60	265	101	10	
17	2	5	532	4.748	.252-	7	158	218	46	5	2
10	3	3	177	3.071	.071		45	318	70	3	
11	4	4	384	4.028	.028		111	233	70	16	6
5	5	4	471	4.172	.172		40	289	99	8	
9	6	4	393	4.080	.080		70	274	81	9	2
8	7	4	442	4.135	.135		66	262	92	15	1
3	8	3	237	3.229	.229		34	274	122	6	
15	9	5	583	4.796	.204-	5	141	234	51	4	1
6	10	4	424	4.147	.147		63	264	92	16	1
16	11	5	558	4.759	.241-	11	145	224	51	4	1
14	12	4	358	3.927	.073-		97	280	53	6	
4	13	3	181	3.200	.200		58	257	100	18	3
1	*14	4	481	4.353	.353		25	257	131	21	2
13	15	4	449	4.023	.023	3	67	288	73	5	
18	16	5	523	4.622	.378-	15	189	181	48	3	
12	17	3	137	3.025	.025		80	294	43	13	6
2	18	4	462	4.236	.236		53	253	107	21	2
<b>TOTALS:</b>		<b>72</b>	<b>7215</b>	<b>72.690</b>	<b>.690</b>	<b>41</b>	<b>1502</b>	<b>4665</b>	<b>1430</b>	<b>183</b>	<b>27</b>

\* in top 50 Toughest Holes

## 2009 Scoring Recap

	ROUND 1	ROUND 2	ROUND 3	ROUND 4	TOTAL
Rounds Below 70	22	25	5	9	61
Rounds below par	57	51	18	20	146
Rounds par & below	78	79	27	24	208
Rounds at even par	21	28	9	4	62
Rounds over par	65	61	56	46	228
Rounds 80 & over	5	2		1	8

# THE PLAYERS Championship Summaries

2010



Tim Clark

**TPC Sawgrass**  
**Ponte Vedra Beach, FL**  
**May 6-9, 2010**  
**Purse: \$9,500,000**  
**Par: 36-36—72**  
**Yards: 7,469**

**LEADERS**

**First Round**

J.B. Holmes.....	66 (-6)
Robert Allenby.....	66 (-6)
Jason Bohn.....	67 (-5)
Ben Crane.....	67 (-5)
Heath Slocum.....	67 (-5)
Luke Donald.....	67 (-5)
Ryuji Imada.....	67 (-5)
Kenny Perry.....	67 (-5)
Ryan Moore.....	67 (-5)
Lee Westwood.....	67 (-5)

**Tim Clark..... 68 (T11)**

**Second Round**

Lee Westwood.....	132 (-12)
Ryuji Imada.....	133 (-11)
Francesco Molinari.....	133 (-11)
Heath Slocum.....	133 (-11)
Lucas Glover.....	135 (-9)
Robert Allenby.....	136 (-8)
Charley Hoffman.....	136 (-8)
Ben Crane.....	136 (-8)
Luke Donald.....	136 (-8)
<b>Tim Clark.....</b>	<b>139 (T23)</b>

**Third Round**

Lee Westwood.....	202 (-14)
Robert Allenby.....	203 (-13)
Ben Crane.....	204 (-12)
Lucas Glover.....	204 (-12)
Francesco Molinari.....	204 (-12)
Chris Stroud.....	205 (-11)
<b>Tim Clark.....</b>	<b>205 (-11)</b>
Charley Hoffman.....	205 (-11)
Heath Slocum.....	205 (-11)

**CUT:** 70 players at 2-under 142 from a field of 145 professionals.

**WEATHER:** Thursday: Partly cloudy, hot and humid. High of 87. Winds variable at 5-10 mph. Friday: Partly cloudy and hot with a high of 89. Winds

ESE 10 mph. Saturday: Partly cloudy, hot and humid with a high of 90. Winds WSW 10-15 mph. Sunday: Mostly sunny and breezy with a high of 76. Winds NE 15-20 mph.

Player	Pos.	Score	FEC Pts	Money	
<b>TIM CLARK.....</b>	<b>1</b>	<b>68-71-66-67</b>	<b>272</b>	<b>600.00</b>	<b>\$1,710,000.00</b>
Robert Allenby.....	2	66-70-67-70	273	330.00	1,026,000.00
Lucas Glover.....	3	70-65-69-70	274	210.00	646,000.00
Ben Crane.....	T4	67-69-68-72	276	114.80	358,150.00
Davis Love III.....	T4	69-68-71-68	276	114.80	358,150.00
Heath Slocum.....	T4	67-66-72-71	276	114.80	358,150.00
Bo Van Pelt.....	T4	68-69-69-70	276	114.80	358,150.00
Lee Westwood.....	T4	67-65-70-74	276		358,150.00
Francesco Molinari.....	9	68-65-71-73	277		275,500.00
Fredrik Jacobson.....	T10	69-70-69-71	279	77.00	237,500.00
Andres Romero.....	T10	69-70-69-71	279	77.00	237,500.00
Chris Stroud.....	T10	70-69-66-74	279	77.00	237,500.00
J.B. Holmes.....	T13	66-72-72-70	280	63.00	178,125.00
Matt Kuchar.....	T13	68-71-70-71	280	63.00	178,125.00
John Rollins.....	T13	68-69-70-73	280	63.00	178,125.00
Scott Verplank.....	T13	71-70-69-70	280	63.00	178,125.00
Chris Couch.....	T17	74-68-67-72	281	53.20	133,000.00
Hunter Mahan.....	T17	70-69-70-72	281	53.20	133,000.00
Troy Matteson.....	T17	68-71-71-71	281	53.20	133,000.00
Phil Mickelson.....	T17	70-71-66-74	281	53.20	133,000.00
Nick Watney.....	T17	69-71-68-73	281	53.20	133,000.00
Charley Hoffman.....	T22	68-68-69-77	282	47.50	95,000.00
Zach Johnson.....	T22	70-70-67-75	282	47.50	95,000.00
Sean O'Hair.....	T22	70-69-70-73	282	47.50	95,000.00

Player	Pos.	Score	FEC Pts	Money	
Kenny Perry.....	T22	67-71-71-73	282	47.50	\$95,000.00
Luke Donald.....	T26	67-69-72-75	283	42.50	68,875.00
Bob Estes.....	T26	70-69-72-72	283	42.50	68,875.00
Graeme McDowell.....	T26	72-65-72-74	283		68,875.00
Jeff Overton.....	T26	70-72-70-71	283	42.50	68,875.00
Adam Scott.....	T26	70-68-71-74	283	42.50	68,875.00
Jimmy Walker.....	T26	71-69-68-75	283	42.50	68,875.00
Steve Flesch.....	T32	71-71-71-71	284	38.50	57,475.00
Steve Marino.....	T32	73-67-72-72	284	38.50	57,475.00
Greg Chalmers.....	T34	70-69-70-76	285	35.00	49,020.00
K.J. Choi.....	T34	69-68-72-76	285	35.00	49,020.00
Dustin Johnson.....	T34	71-71-70-73	285	35.00	49,020.00
Martin Kaymer.....	T34	70-71-68-76	285		49,020.00
Y.E. Yang.....	T34	70-68-73-74	285	35.00	49,020.00
Fred Funk.....	T39	72-70-66-78	286	29.50	38,000.00
Bill Haas.....	T39	68-69-70-79	286	29.50	38,000.00
Ryuji Imada.....	T39	67-66-76-77	286	29.50	38,000.00
Jerry Kelly.....	T39	73-66-73-74	286	29.50	38,000.00
James Nitties.....	T39	70-72-72-72	286	29.50	38,000.00
Rory Sabbatini.....	T39	72-69-71-74	286	29.50	38,000.00
Kris Blanks.....	T45	71-71-75-70	287	25.50	30,400.00
Spencer Levin.....	T45	71-67-72-77	287	25.50	30,400.00
Jim Furyk.....	T47	69-73-73-73	288	22.00	25,118.00
Sergio Garcia.....	T47	69-70-71-78	288	22.00	25,118.00

Player	Pos.	Score	FEC Pts	Money	
John Merrick.....	T47	70-72-71-75	288	22.00	\$25,118.00
Ryan Moore.....	T47	67-70-71-80	288	22.00	25,118.00
Alex Prugh.....	T47	69-73-70-76	288	22.00	25,118.00
James Driscoll.....	T52	71-71-77-70	289	17.50	22,277.50
Paul Goydos.....	T52	69-68-71-81	289	17.50	22,277.50
Justin Leonard.....	T52	72-68-70-79	289	17.50	22,277.50
Oliver Wilson.....	T52	70-70-70-79	289		22,277.50
Woody Austin.....	T56	69-72-73-76	290	14.50	21,565.00
Boo Weekley.....	T56	69-72-68-81	290	14.50	21,565.00
Stephen Ames.....	T58	70-71-79-71	291	10.50	20,805.00
Alex Cejka.....	T58	69-72-76-74	291	10.50	20,805.00
J.J. Henry.....	T58	68-71-77-75	291	10.50	20,805.00
George McNeill.....	T58	75-67-72-77	291	10.50	20,805.00
Brett Quigley.....	T58	72-69-75-75	291	10.50	20,805.00
Kevin Stadler.....	T58	69-70-78-74	291	10.50	20,805.00
Jason Bohn.....	T64	67-74-71-80	292	6.50	20,045.00
Roland Thatcher.....	T64	71-68-75-78	292	6.50	20,045.00
Ben Curtis.....	T66	71-68-75-79	293	4.50	19,665.00
Alvaro Quiros.....	T66	72-70-75-76	293		19,665.00
Troy Merritt.....	68	71-70-76-78	295	3.00	19,380.00
Robert Karlsson.....	69	71-69-77-79	296		19,190.00

(Q)=Open Qualifier; (S)=Sponsor Exemption; T=Tie

**The following players did not finish (C=cut, W=withdrew)**

**C—143:** Angel Cabrera, Paul Casey, Stewart Cink, Brian Davis, J.P. Hayes, Thongchai Jaidee, Bryce Molder, Kevin Na, Pat Perez, D.A. Points, Ian Poulter, Vijay Singh, Henrik Stenson, David Toms, Camilo Villegas, **144:** Michael Allen, Chad Campbell, Ross Fisher, Brian Gay, Jay Haas, Derek Lamely, Bill Lunde, Scott McCarron, Nick O'Hern, Geoff Ogilvy, Greg Owen, Justin Rose, Brandt Snedeker, Bubba Watson, **145:** Jason Dufner, Ernie Els, Harrison Frazer, Padraig Harrington, Rory McIlroy, Ryan Palmer, Rod Pampling, Tim Petrovic, Jeff Quinney, Webb Simpson, Kevin Sutherland, Vaughn Taylor, Mark Wilson, **146:** Briny Baird, Jason Day, Nathan Green, Trevor Immelman, Lee Janzen, Charl Schwartzel, John Senden, Nicholas Thompson, D.J. Trahan, Mike Weir, **147:** Ricky Barnes, Cameron Beckman, Mark Calcavecchia, Daniel Chopra, Brendon de Jonge, Rickie Fowler, Marc Leishman, Charlie Wi, **148:** Jonathan Byrd, Martin Laird, Michael Letzig, Kevin Streelman, **149:** Matt Bettencourt, Michael Bradley, Charles Howell III, Richard S. Johnson, John Mallinger, **151:** Aaron Baddeley, Scott Piercy, **152:** Mathew Goggin, Ted Purdy, **153:** Jeff Klauk, **154:** Chad Collins. **W—212:** Tiger Woods.

## 2010 Hole-by-Hole Summary

### TPC Sawgrass

Rank	Hole	Par	Yardage	Average Score	Average Over Under-par	Eagles	Birdies	Pars	Bogeys	Doubles	Other
8	1	4	423	4.056	.056		62	290	68	9	
17	2	5	532	4.611	.389-	15	178	201	30	4	1
7	3	3	177	3.072	.072		45	312	68	4	
13	4	4	384	3.932	.068-		114	245	59	9	2
4	5	4	471	4.126	.126	1	43	295	81	9	
12	6	4	393	4.007	.007	1	73	285	62	8	
10	7	4	442	4.014	.014		75	284	62	5	3
3	* 8	3	237	3.226	.226		24	290	109	6	
15	9	5	583	4.762	.238-	2	151	230	39	7	
9	10	4	424	4.021	.021	1	73	282	63	9	1
16	11	5	558	4.662	.338-	4	181	209	28	6	1
14	12	4	358	3.860	.140-		114	266	45	3	1
5	13	3	181	3.117	.117		58	280	76	13	2
2	*14	4	481	4.296	.296		23	283	100	19	4
6	15	4	449	4.107	.107		47	300	71	11	
18	16	5	523	4.538	.462-	19	199	175	33	3	
11	17	3	137	3.009	.009		70	309	32	15	3
1	*18	4	462	4.317	.317		30	269	102	23	5
<b>TOTALS:</b>		<b>72</b>	<b>7215</b>	<b>71.734</b>	<b>.266-</b>	<b>43</b>	<b>1560</b>	<b>4805</b>	<b>1128</b>	<b>163</b>	<b>23</b>

\* in top 50 Toughest Holes

## 2010 Scoring Recap

	ROUND 1	ROUND 2	ROUND 3	ROUND 4	TOTAL
Rounds Below 70	36	37	18	2	93
Rounds below par	86	76	43	17	222
Rounds par & below	103	96	53	23	275
Rounds at even par	17	20	10	6	53
Rounds over par	42	49	17	46	154
Rounds 80 & over		1		4	5

# THE PLAYERS Championship Summaries

2011



K.J. Choi

**TPC Sawgrass**  
**Ponte Vedra Beach, FL**  
**May 9-15, 2011**  
**Purse: \$9,500,000**  
**Par: 36-36—72**  
**Yards: 7,215**

**LEADERS**

**First Round**

Nick Watney.....	64 (-8)
Lucas Glover.....	65 (-7)
Mark O'Meara.....	66 (-6)
David Toms.....	66 (-6)
Fredrik Jacobson.....	67 (-5)
Martin Kaymer.....	67 (-5)
Graeme McDowell.....	67 (-5)
Alvaro Quiros.....	67 (-5)
Rory Sabbatini.....	67 (-5)
<b>K.J. Choi.....</b>	<b>70 (-2)</b>

**Second Round**

David Toms.....	134 (-10)
Nick Watney.....	135 (-9)
Luke Donald.....	136 (-8)
Lucas Glover.....	136 (-8)
Graeme McDowell.....	136 (-8)
Steve Stricker.....	136 (-8)
<b>K.J. Choi.....</b>	<b>138 (-6)</b>

**Third Round**

Graeme McDowell.....	204 (-12)
<b>K.J. Choi.....</b>	<b>205 (-11)</b>
David Toms.....	205 (-11)
Aaron Baddeley.....	207 (-9)
Luke Donald.....	207 (-9)
Jason Dufner.....	207 (-9)
Davis Love III.....	207 (-9)
Steve Stricker.....	207 (-9)
Nick Watney.....	207 (-9)

**CUT:** 74 players at even-par 144 from a field of 145 professionals.

**WEATHER:** Thursday: Sunny, with an afternoon high of 84. SSE winds at 8-12 mph. Friday: Sunny, with an afternoon high of 83. SSE winds at 10-20 mph. Saturday: Due to a dangerous weather situation, the third round was suspended 4 hours, 27 minutes, from 1:02 p.m. to 5:29 p.m. EDT. Rain gave

way to clear skies and cooler temperatures in the mid-70s. Winds SSE at 10-15 mph. The third round was suspended at 8:04 p.m. due to darkness, with 34 of the 74 players yet to complete the third round. Sunday: Third round re-start came at 7:44 a.m., with the final round threesomes playing off two tees (11:30 a.m.-1:42 p.m.). Sunny and breezy. Afternoon temperatures reached into the mid-80s. W winds at 10-20 mph.

Player	Pos.	Score	FEC Pts	Money
<b>K.J. CHOI</b> .....	<b>1</b>	<b>70-68-67-70</b>	<b>275</b>	<b>600.00</b>
<i>(Won with a par on first extra hole)</i>				
David Toms .....	2	66-68-71-70	275	330.00
Paul Goydos .....	3	69-70-69-69	277	210.00
Jason Day .....	4	69-67-71-71	278	135.00
Luke Donald .....	14	69-67-71-71	278	135.00
Nick Watney .....	14	64-71-72-71	278	135.00
Aaron Baddeley .....	T6	70-67-70-72	279	91.83
Jason Day .....	T6	69-70-72-68	279	91.83
Jason Dufner .....	T6	69-70-68-72	279	91.83
J.B. Holmes .....	T6	68-69-73-69	279	91.83
Hunter Mahan .....	T6	70-67-73-69	279	91.83
Alvaro Quiros .....	T6	67-73-68-71	279	91.83
Sergio Garcia .....	T12	74-68-73-65	280	62.28
Brian Gay .....	T12	71-69-71-69	280	62.28
Zach Johnson .....	T12	74-70-70-66	280	62.28
Spencer Levin .....	T12	72-69-68-71	280	62.28
Steve Stricker .....	T12	69-67-71-73	280	62.28
Chris Stroud .....	T12	71-67-74-68	280	62.28
Davis Love III .....	T12	68-69-70-73	280	62.28
Stewart Cink .....	T19	70-72-69-70	281	49.14
Matt Jones .....	T19	72-72-69-68	281	49.14
Steve Marino .....	T19	70-72-69-70	281	49.14
Kevin Streelman .....	T19	70-69-75-67	281	49.14
Peter Hanson .....	T19	72-72-66-71	281	49.14
Martin Kaymer .....	T19	67-72-70-72	281	49.14

Player	Pos.	Score	FEC Pts	Money
Sean O'Hair .....	T19	71-71-67-72	281	49.14
Chad Campbell .....	T26	73-71-69-69	282	42.00
Brian Davis .....	T26	69-69-73-71	282	42.00
Charley Hoffman .....	T26	72-71-68-71	282	42.00
Robert Karlsson .....	T26	71-67-72-72	282	42.00
Jeff Overton .....	T26	69-71-73-69	282	42.00
Rory Sabbatini .....	T26	67-71-71-73	282	42.00
Charl Schwartzel .....	T26	72-71-71-68	282	42.00
Trevor Immelman .....	T33	70-73-70-70	283	35.50
Phil Mickelson .....	T33	71-71-69-72	283	35.50
Ryan Moore .....	T33	71-69-71-72	283	35.50
Carl Pettersson .....	T33	73-71-71-68	283	35.50
Graeme McDowell .....	T33	67-69-68-79	283	35.50
Bryce Molder .....	T33	70-73-67-73	283	35.50
Kenny Perry .....	T39	72-71-68-73	284	31.50
Andres Romero .....	T39	72-69-69-74	284	31.50
Jonathan Byrd .....	T41	71-73-72-69	285	28.50
Angel Cabrera .....	T41	70-74-68-73	285	28.50
Greg Chalmers .....	T41	73-65-74-73	285	28.50
Charlie Wi .....	T41	70-72-68-75	285	28.50
Ben Crane .....	T45	68-76-71-71	286	24.00
Corey Pavin .....	T45	72-69-74-71	286	24.00
Justin Rose .....	T45	70-69-74-73	286	24.00
Bubba Watson .....	T45	76-66-76-68	286	24.00
Garrett Willis .....	T45	70-74-69-73	286	24.00

Player	Pos.	Score	FEC Pts	Money
Robert Allenby .....	T50	69-74-68-76	287	19.50
Chris Couch .....	T50	71-72-71-73	287	19.50
Ben Curtis .....	T50	71-73-70-73	287	19.50
Lucas Glover .....	T50	65-71-74-77	287	19.50
Matt Kuchar .....	T54	69-72-73-74	288	16.00
Rocco Mediate .....	T54	72-69-71-76	288	16.00
Scott Verplank .....	T54	73-71-71-73	288	16.00
Arjun Atwal .....	T57	73-70-77-69	289	12.50
Dustin Johnson .....	T57	72-70-73-74	289	12.50
Justin Leonard .....	T57	70-73-72-74	289	12.50
Ian Poulter .....	T57	70-72-74-73	289	12.50
Jason Bohn .....	T61	71-73-72-74	290	9.00
Retief Goosen .....	T61	73-69-72-76	290	9.00
Troy Merritt .....	T61	69-75-73-73	290	9.00
Kris Blanks .....	T64	69-72-81-69	291	5.00
Hunter Haas .....	T64	72-71-75-73	291	5.00
Fredrik Jacobson .....	T64	67-75-73-76	291	5.00
Jerry Kelly .....	T64	73-70-73-75	291	5.00
Matteo Manassero .....	T64	72-70-73-76	291	5.00
Kevin Chappell .....	T69	71-73-80-68	292	1.32
Martin Laird .....	T69	72-70-76-74	292	1.32
Webb Simpson .....	T69	70-73-74-75	292	1.32
Keegan Bradley .....	T72	75-69-72-77	293	.96
Robert Garrigus .....	T73	74-69-76-75	294	.94
Mark O'Meara .....	T74	66-74-79-77	296	.92

**The following players did not finish (C=cut, W=withdrew)**

**C—145**-Stephen Ames, Michael Bradley, Joe Durant, Ernie Els, Rickie Fowler, Ryuji Imada, Brandt Jobe, Kevin Na, Heath Slocum, Kevin Stadler, D.J. Trahan, Bo Van Pelt, Camilo Villegas, Mark Wilson, Y.E. Yang, **146**-Paul Casey, David Duval, Ross Fisher, Bill Haas, J.P. Hayes, Shaun Micheel, Francesco Molinari, Ryan Palmer, Jimmy Walker, Boo Weekley, Dean Wilson, Gary Woodland, **147**-Jim Furyk, J.J. Henry, Charles Howell III, Derek Lamely, Nick O'Hern, Louis Oosthuizen, Alex Prugh, Vijay Singh, Brandt Snedeker, Kevin Sutherland, **148**-Blake Adams, Ricky Barnes, Cameron Beckman, Chad Collins, Pat Perez, Tim Petrovic, D.A. Points, John Rollins, Adam Scott, Michael Sim, Josh Teater, **149**-Stuart Appleby, Tommy Gainey, Chris Kirk, Chris Riley, Vaughn Taylor, Johnson Wagner, **150**-Alex Cejka, Anthony Kim, Bill Lunde, Edoardo Molinari, Brendan Steele, **151**-Michael Connell, Padraig Harrington, John Senden, **153**-Matt Bettencourt, **154**-Brendon de Jonge, Troy Matteson, Henrik Stenson, **155**-Jhonattan Vegas, **161**-Marc Leishman. **W**—Tiger Woods, **75**-Geoff Ogilvy, **74**-Tim Clark.

## 2011 Hole-by-Hole Summary

### TPC Sawgrass

Rank	Hole	Par	Yardage	Average Score	Average Over Under-par	Eagles	Birdies	Pars	Bogeys	Doubles	Other
13	1	4	423	3.970	.030-		89	273	69	2	1
17	2	5	532	4.726	.274-	10	149	231	39	4	1
10	3	3	177	3.030	.030		52	323	53	6	
10	4	4	384	4.030	.030	1	102	242	67	17	5
4	5	4	471	4.159	.159		42	293	87	12	
8	6	4	393	4.048	.048	1	77	266	80	10	
6	7	4	442	4.055	.055		73	275	77	7	2
3	8	3	237	3.164	.164		38	295	93	8	
15	9	5	583	4.781	.219-	3	148	234	40	8	1
12	10	4	424	3.986	.014-		83	282	63	4	2
16	11	5	558	4.735	.265-	7	156	221	45	5	
14	12	4	358	3.850	.150-	3	121	257	44	9	
5	13	3	181	3.147	.147		55	280	84	10	5
1	*14	4	481	4.313	.313	1	31	257	123	20	2
9	15	4	449	4.046	.046		65	289	76	3	1
18	16	5	523	4.592	.408-	15	193	187	32	7	
7	17	3	137	3.053	.053		88	277	43	16	10
1	*18	4	462	4.313	.313		45	253	104	23	9
<b>TOTALS:</b>		<b>72</b>	<b>7215</b>	<b>72.000</b>		<b>41</b>	<b>1607</b>	<b>4735</b>	<b>1219</b>	<b>171</b>	<b>39</b>

\* in Top 2011 50 Toughest Holes

## 2011 Scoring Recap

	ROUND 1	ROUND 2	ROUND 3	ROUND 4	TOTAL
Rounds Below 70	24	31	21	19	95
Rounds below par	60	60	39	33	192
Rounds par & below	81	81	47	40	249
Rounds at even par	21	21	8	7	57
Rounds over par	63	61	27	34	185
Rounds 80 & over	2	1	2		5



# THE PLAYERS Championship Summaries

2012



**Matt Kuchar**

**TPC Sawgrass**  
**Ponte Vedra Beach, FL**  
**May 7-13, 2012**  
**Purse: \$9,500,000**  
**Par: 36-36—72**  
**Yards: 7,215**

**LEADERS**

**First Round**

Martin Laird .....	65 (-7)
Ian Poulter .....	65 (-7)
Blake Adams .....	66 (-6)
Ben Crane .....	67 (-5)
Kevin Na .....	67 (-5)
<b>Matt Kuchar .....</b>	<b>68 (-4)</b>

**Second Round**

Zach Johnson .....	136 (-8)
<b>Matt Kuchar .....</b>	<b>136 (-8)</b>
Kevin Na .....	136 (-8)
Harris English .....	137 (-7)
Jonathan Byrd .....	138 (-6)
Brian Davis .....	138 (-6)
Martin Laird .....	138 (-6)
Adam Scott .....	138 (-6)
Charlie Wi .....	138 (-6)

**Third Round**

Kevin Na .....	204 (-12)
<b>Matt Kuchar .....</b>	<b>205 (-11)</b>
Rickie Fowler .....	207 (-9)
Ben Curtis .....	209 (-7)
Zach Johnson .....	209 (-7)

**CUT:** 72 players at even-par 144 from a field of 144 professionals.

**WEATHER:** Thursday: Mostly sunny with an afternoon high of 79 degrees. N/NE winds 8-14 mph. Friday: Mostly sunny with a high of 79 degrees. Winds E 10-20 mph. Saturday: Mostly sunny with an afternoon high of 81 degrees. Winds E/NE 15-25 mph. Sunday: Mostly cloudy with a high of 80. Winds SE 10-20 mph.

Player	Pos.	Score	FEC Pts	Money	
<b>MATT KUCCHAR .....</b>	<b>1</b>	<b>68-68-69-70</b>	<b>275</b>	<b>600.00</b>	<b>\$1,710,000.00</b>
Ben Curtis .....	T2	68-71-70-68	277	202.50	627,000.00
Rickie Fowler .....	T2	72-69-66-70	277	202.50	627,000.00
Zach Johnson .....	T2	70-66-73-68	277	202.50	627,000.00
Martin Laird .....	T2	65-73-72-67	277	202.50	627,000.00
Luke Donald .....	6	72-69-72-66	279	110.00	342,000.00
Bo Van Pelt .....	T7	71-70-70-69	280	94.00	296,083.34
Kevin Na .....	T7	67-69-68-76	280	94.00	296,083.33
Jhonattan Vegas .....	T7	68-74-68-70	280	94.00	296,083.33
Carl Pettersson .....	T10	71-72-69-69	281	79.50	247,000.00
David Toms .....	T10	69-74-73-65	281	79.50	247,000.00
Blake Adams .....	T12	66-73-72-71	282	68.00	199,500.00
Jonathan Byrd .....	T12	68-70-72-72	282	68.00	199,500.00
Geoff Ogilvie .....	T12	70-73-70-69	282	68.00	199,500.00
Brendon de Jonge .....	T15	69-71-72-71	283	54.37	137,987.50
Bob Estes .....	T15	73-69-76-65	283	54.37	137,987.50
Peter Hanson .....	T15	73-71-71-68	283		137,987.50
Martin Kaymer .....	T15	73-69-70-71	283		137,987.50
Spencer Levin .....	T15	74-68-72-69	283	54.37	137,987.50
David Mathis .....	T15	72-71-69-71	283	54.37	137,987.50
Adam Scott .....	T15	68-70-74-71	283	54.37	137,987.50
Henrik Stenson .....	T15	71-71-71-70	283	54.37	137,987.50
Chris Couch .....	T23	72-71-71-70	284	47.50	95,000.00
John Huh .....	T23	75-66-72-71	284	47.50	95,000.00

Player	Pos.	Score	FEC Pts	Money	
Tim Clark .....	T25	71-70-71-73	285	41.50	\$66,547.50
Brian Davis .....	T25	68-70-72-75	285	41.50	66,547.50
Jim Furyk .....	T25	72-70-72-71	285	41.50	66,547.50
Bill Haas .....	T25	68-71-74-72	285	41.50	66,547.50
Phil Mickelson .....	T25	71-71-70-73	285	41.50	66,547.50
Pat Perez .....	T25	69-75-70-71	285	41.50	66,547.50
Ian Poulter .....	T25	65-76-71-73	285	41.50	66,547.50
John Rollins .....	T25	72-72-69-72	285	41.50	66,547.50
Kevin Stadler .....	T25	68-71-73-73	285	41.50	66,547.50
Charlie Wi .....	T25	71-67-73-74	285	41.50	66,547.50
Keegan Bradley .....	T35	72-70-74-70	286	34.00	46,835.00
Tom Gillis .....	T35	70-71-73-72	286	34.00	46,835.00
Jeff Maggert .....	T35	70-71-71-74	286	34.00	46,835.00
Johnson Wagner .....	T35	69-73-69-75	286	34.00	46,835.00
Jimmy Walker .....	T35	71-70-71-74	286	34.00	46,835.00
Kris Blanks .....	T40	69-74-72-72	287	29.00	37,050.00
J.J. Henry .....	T40	71-73-74-69	287	29.00	37,050.00
Bryce Molder .....	T40	72-72-70-73	287	29.00	37,050.00
Alvaro Quiros .....	T40	72-72-72-71	287		37,050.00
Tiger Woods .....	T40	74-68-72-73	287	29.00	37,050.00
Marc Leishman .....	45	73-70-73-72	288	26.00	31,350.00
Ricky Barnes .....	T46	74-69-72-74	289	23.00	26,334.00
Harrison Frazer .....	T46	68-76-69-76	289	23.00	26,334.00
Brian Gay .....	T46	71-72-71-75	289	23.00	26,334.00

Player	Pos.	Score	FEC Pts	Money	
Ryan Moore .....	T46	69-72-75-73	289	23.00	\$26,334.00
Josh Teater .....	T46	71-71-76-71	289	23.00	26,334.00
Brian Harman .....	T51	73-68-76-73	290	18.00	22,496.00
Chris Kirk .....	T51	71-73-72-74	290	18.00	22,496.00
Justin Rose .....	T51	76-68-75-71	290	18.00	22,496.00
Kevin Streelman .....	T51	72-68-72-78	290	18.00	22,496.00
Michael Thompson .....	T51	68-71-75-76	290	18.00	22,496.00
Sergio Garcia .....	T56	73-71-68-79	291	13.00	21,280.00
Trevor Immelman .....	T56	72-72-72-75	291	13.00	21,280.00
Robert Karlsson .....	T56	70-74-76-71	291	13.00	21,280.00
Rod Pampling .....	T56	71-72-78-70	291	13.00	21,280.00
Nick Watney .....	T56	71-70-76-74	291	13.00	21,280.00
Robert Allenby .....	T61	72-72-75-73	292	9.00	20,520.00
Sung Kang .....	T61	75-68-72-77	292	9.00	20,520.00
Lee Westwood .....	T61	71-70-74-77	292	9.00	20,520.00
Stewart Cink .....	T64	71-72-78-72	293	5.50	19,855.00
Harris English .....	T64	70-67-79-77	293	5.50	19,855.00
George McNeill .....	T64	70-73-82-68	293	5.50	19,855.00
Heath Slocum .....	T64	73-70-78-72	293	5.50	19,855.00
Jason Dufner .....	T68	73-71-76-75	295	2.50	19,285.00
David Hearn .....	T68	69-75-77-74	295	2.50	19,285.00
Graham DeLaet .....	T70	71-73-76-76	296	.99	18,905.00
Justin Leonard .....	T70	75-68-74-79	296	.99	18,905.00
Cameron Tringale .....	72	73-71-77-76	297	.96	18,620.00

The following players did not finish (C=cut, W=withdrew, D=disqualified)

**C—145**-Sang-Moon Bae, Ben Crane, Jason Day, Padraig Harrington, Tim Herron, Charles Howell III, Graeme McDowell, Francesco Molinari, Nick O'Hern, Joe Ogilvie, Louis Oosthuizen, Ryan Palmer, John Senden, **146**-Chris DiMarco, Lucas Glover, J.J. Killeen, Davis Love III, Sean O'Hair, Webb Simpson, Kyle Stanley, Camilo Villegas, **147**-Arjun Atwal, Chad Campbell, Ken Duke, Tommy Gainey, Brandt Jobe, John Mallinger, Jeff Overton, Scott Piercy, Chez Reavie, Rory Sabbatini, Vijay Singh, Scott Stallings, Chris Stroud, **148**-Michael Bradley, Greg Chalmers, Ernie Els, Billy Mayfair, Rory McIlroy, John Merrick, Y.E. Yang, **149**-Retief Goosen, **150**-Bud Cauley, Charley Hoffman, Fredrik Jacobson, Hunter Mahan, Brandt Snedeker, Steve Stricker, Gary Woodland, **151**-K.J. Choi, Matt Every, Robert Garrigus, Brendan Steele, Mark Wilson, **152**-Matt Bettencourt, Kevin Chappell, James Driscoll, J.B. Holmes, Ryuji Imada, **154**-Jerry Kelly, **155**-Aaron Baddeley, Tom Pernice Jr., **156**-Troy Matteson, **157**-Colt Knost, **158**-Andres Romero, **W**—Hunter Haas, Paul Casey, **78**-Angel Cabrera, **76**-Simon Dyson, Briny Baird, **72**-Scott Verplank, **D**—80-D.J. Trahan.

## 2012 Hole-by-Hole Summary

### TPC Sawgrass

Rank	Hole	Par	Yardage	Average Score	Average Over Under-par	Eagles	Birdies	Pars	Bogeys	Doubles	Other
7	1	4	423	4.137	.137		56	265	92	9	1
17	2	5	532	4.678	.322-	11	160	214	33	2	3
13	3	3	177	3.005	.005		57	308	57	1	
12	4	4	384	4.043	.043		97	231	77	17	1
3	5	4	471	4.246	.246		47	253	101	18	4
10	6	4	393	4.054	.054	1	74	258	82	7	1
5	7	4	442	4.161	.161	1	59	258	84	18	3
4	8	3	237	3.191	.191		41	272	98	12	
16	9	5	583	4.709	.291-	4	161	217	36	5	
8	10	4	424	4.125	.125	1	67	249	92	12	2
15	11	5	558	4.738	.262-	3	170	196	45	7	2
14	12	4	358	3.896	.104-	2	100	269	45	6	1
6	13	3	181	3.151	.151		46	279	87	10	1
1	*14	4	481	4.305	.305		35	249	117	19	3
9	15	4	449	4.090	.090		47	295	77	4	
18	16	5	523	4.622	.378-	18	181	176	41	5	2
11	17	3	137	3.045	.045		84	267	48	20	4
2	18	4	462	4.270	.270		41	260	92	27	3
<b>TOTALS:</b>		<b>72</b>	<b>7215</b>	<b>72.466</b>	<b>.466</b>	<b>41</b>	<b>1523</b>	<b>4516</b>	<b>1304</b>	<b>199</b>	<b>31</b>

\* in Top 2012 50 Toughest Holes

## 2012 Scoring Recap

	ROUND 1	ROUND 2	ROUND 3	ROUND 4	TOTAL
Rounds Below 70	27	22	10	13	72
Rounds below par	54	56	25	32	167
Rounds par & below	77	70	42	40	229
Rounds at even par	23	14	17	8	62
Rounds over par	65	67	30	32	194
Rounds 80 & over	4	1	1		6

# THE PLAYERS Championship Summaries

2013



Tiger Woods

**TPC Sawgrass**  
**Ponte Vedra Beach, FL**  
**May 7-13, 2013**  
**Purse: \$9,500,000**  
**Par: 36-36—72**  
**Yards: 7,215**

**LEADERS**

**First Round**

Roberto Castro.....	63 (-9)
Zach Johnson.....	66 (-6)
Rory McIlroy.....	66 (-6)
Hunter Mahan.....	67 (-5)
Ryan Palmer.....	67 (-5)
Webb Simpson.....	67 (-5)
Steve Stricker.....	67 (-5)
Casey Wittenberg.....	67 (-5)
<b>Tiger Woods.....</b>	<b>67 (-5)</b>

**Second Round**

Sergio Garcia.....	133 (-11)
<b>Tiger Woods.....</b>	<b>134 (-10)</b>
Kevin Chappell.....	135 (-9)
Henrik Stenson.....	135 (-9)
Lee Westwood.....	135 (-9)

**Third Round**

Sergio Garcia.....	205 (-11)
David Lingmerth.....	205 (-11)
<b>Tiger Woods.....</b>	<b>205 (-11)</b>
Ryan Palmer.....	206 (-10)
Henrik Stenson.....	206 (-10)
Casey Wittenberg.....	206 (-10)

**CUT:** 77 players at even-par 144 from a field of 145 professionals.

**WEATHER:** Thursday: Mostly sunny, with a high of 81. Winds SE at 8-12 mph. Friday: Sunny, with a high of 86. Winds SE at 5-10 mph. Saturday: Mostly cloudy, with a high of 83. Winds WSW at 8-15 mph. Due to a dangerous weather situation, officials suspended play from 4:10 p.m. until 6 p.m.

Due to darkness, play was called for the day at 7:48 p.m. with eight players remaining on the course. Sunday: Mostly sunny, with temperatures reaching 83. Winds W at 5-15 mph. The third round resumed at 7:10 a.m., with final-round tee times running from 8:35 a.m.-2:38 p.m.

Player	Pos.	Score	FEC Pts	Money	
<b>TIGER WOODS</b> .....	<b>1</b>	<b>67-67-71-70</b>	<b>275</b>	<b>600.00</b>	<b>\$1,710,000.00</b>
Kevin Streelman .....	T2	69-70-71-67	277	230.00	709,333.34
David Lingmerth .....	T2	68-68-69-72	277	230.00	709,333.33
Jeff Maggert .....	T2	70-71-66-70	277	230.00	709,333.33
Martin Laird .....	T5	71-67-73-67	278	110.00	346,750.00
Ryan Palmer .....	T5	67-69-70-72	278	110.00	346,750.00
Henrik Stenson .....	T5	68-67-71-72	278	110.00	346,750.00
Ben Crane .....	T8	69-71-72-69	281	77.85	237,500.00
Sergio Garcia .....	T8	68-65-72-76	281	77.85	237,500.00
Marc Leishman .....	T8	72-66-71-72	281	77.85	237,500.00
Rory McIlroy .....	T8	66-72-73-70	281	77.85	237,500.00
Brandt Snedeker .....	T8	71-69-71-70	281	77.85	237,500.00
Lee Westwood .....	T8	69-66-74-72	281	77.85	237,500.00
Casey Wittenberg .....	T8	67-69-70-75	281	77.85	237,500.00
Brendon de Jonge .....	T15	72-69-70-71	282	58.00	156,750.00
Tim Herron .....	T15	71-69-74-68	282	58.00	156,750.00
Webb Simpson .....	T15	67-71-74-70	282	58.00	156,750.00
Jimmy Walker .....	T15	72-71-72-67	282	58.00	156,750.00
Jason Day .....	T19	69-75-71-68	283	49.14	107,214.29
Luke Donald .....	T19	72-69-73-69	283	49.14	107,214.29
Zach Johnson .....	T19	66-71-76-70	283	49.14	107,214.29
Adam Scott .....	T19	69-68-75-71	283	49.14	107,214.29
Roberto Castro .....	T19	63-78-71-71	283	49.14	107,214.28
Hunter Mahan .....	T19	67-70-71-75	283	49.14	107,214.28
Louis Oosthuizen .....	T19	69-75-67-72	283	49.14	107,214.28
Graham DeLaet .....	T26	71-70-74-69	284	42.00	67,450.00

Player	Pos.	Score	FEC Pts	Money	
James Driscoll .....	T26	75-68-70-71	284	42.00	\$67,450.00
Matt Every .....	T26	70-71-71-72	284	42.00	67,450.00
David Hearn .....	T26	72-71-71-70	284	42.00	67,450.00
David Lynn .....	T26	72-68-68-76	284	42.00	67,450.00
Jeff Overton .....	T26	71-70-69-74	284	42.00	67,450.00
Daniel Summerhays .....	T26	69-74-69-72	284	42.00	67,450.00
Sang-Moon Bae .....	T33	68-71-75-71	285	36.50	52,487.50
Harris English .....	T33	70-71-73-71	285	36.50	52,487.50
Kyle Stanley .....	T33	75-68-68-74	285	36.50	52,487.50
Chris Stroud .....	T33	73-69-69-74	285	36.50	52,487.50
Greg Chalmers .....	T37	68-73-68-77	286	31.50	41,800.00
Charley Hoffman .....	T37	70-74-71-71	286	31.50	41,800.00
Jerry Kelly .....	T37	71-68-73-74	286	31.50	41,800.00
Andres Romero .....	T37	69-72-71-74	286	31.50	41,800.00
Steve Stricker .....	T37	67-71-72-76	286	31.50	41,800.00
Bubba Watson .....	T37	73-70-70-73	286	31.50	41,800.00
Chad Campbell .....	T43	71-72-74-70	287	26.00	31,350.00
Martin Kaymer .....	T43	73-69-76-69	287	26.00	31,350.00
William McGirt .....	T43	70-74-70-73	287	26.00	31,350.00
Sean O'Hair .....	T43	70-71-69-77	287	26.00	31,350.00
John Senden .....	T43	73-70-71-73	287	26.00	31,350.00
K.J. Choi .....	T48	69-73-74-72	288	20.00	23,614.29
Freddie Jacobson .....	T48	72-71-71-74	288	20.00	23,614.29
D.A. Points .....	T48	72-70-77-69	288	20.00	23,614.29
Boo Weekley .....	T48	71-71-73-73	288	20.00	23,614.29
Branden Grace .....	T48	73-71-67-77	288	20.00	23,614.28

Player	Pos.	Score	FEC Pts	Money	
Matt Kuchar .....	T48	71-66-75-76	288	20.00	\$23,614.28
Davis Love III .....	T48	70-72-70-76	288	20.00	23,614.28
Jason Bohn .....	T55	68-74-75-72	289	13.00	21,280.00
Angel Cabrera .....	T55	74-70-69-76	289	13.00	21,280.00
Chris Kirk .....	T55	70-69-75-75	289	13.00	21,280.00
Justin Leonard .....	T55	70-74-74-71	289	13.00	21,280.00
Charl Schwartzel .....	T55	72-71-75-71	289	13.00	21,280.00
Michael Thompson .....	T55	69-75-72-73	289	13.00	21,280.00
Charlie Wi .....	T55	74-70-75-70	289	13.00	21,280.00
Jason Dufner .....	T62	71-67-72-80	290	7.50	20,235.00
James Hahn .....	T62	70-74-73-73	290	7.50	20,235.00
Josh Teater .....	T62	72-72-76-70	290	7.50	20,235.00
Bo Van Pelt .....	T62	69-74-79-68	290	7.50	20,235.00
Charles Howell III .....	T66	71-67-77-76	291	4.50	19,665.00
Seung-Yul Noh .....	T66	70-74-73-74	291	4.50	19,665.00
Kevin Chappell .....	T68	69-66-78-79	292	2.00	19,190.00
John Huh .....	T68	70-72-73-77	292	2.00	19,190.00
Carl Pettersson .....	T68	70-72-75-75	292	2.00	19,190.00
Rory Sabbatini .....	T71	75-68-76-74	293	.98	18,810.00
Ricky Barnes .....	T72	71-71-74-78	294	.94	18,430.00
Brian Davis .....	T72	78-66-75-75	294	.94	18,430.00
Peter Hanson .....	T72	70-70-72-82	294	.94	18,430.00
Ben Curtis .....	T75	69-72-80-74	295	.89	17,955.00
Padraig Harrington .....	T75	68-76-75-76	295	.89	17,955.00
Jonas Blixt .....	T77	69-75-77-76	297	.86	17,670.00

The following players did not finish (C=cut, W=withdrew, D=disqualified)

**C—145**-Gonzalo Fdez-Castano, Rickie Fowler, Jim Furyk, Robert Garrigus, Russell Henley, Jason Kokrak, Phil Mickelson, Vijay Singh, Brendan Steele, Nicholas Thompson, Cameron Tringale, **146**-Charlie Beljan, Ernie Els, J.J. Henry, Graeme McDowell, Francesco Molinari, Ian Poulter, Justin Rose, Kevin Stadler, Nick Watney, **147**-Keegan Bradley, Ken Duke, Brian Gay, Tom Gillis, Billy Horschel, Matt Jones, Scott Langley, Scott Piercy, Dicky Pride, Brian Stuard, **148**-Robert Allenby, Scott Brown, Tim Clark, Martin Flores, Bill Haas, Bryce Molder, Mark Wilson, **149**-Jonathan Byrd, Stewart Cink, Lucas Glover, Luke Guthrie, Ryan Moore, Geoff Ogilvy, Thorbjorn Olesen, Pat Perez, Scott Stallings, David Toms, **150**-Bud Cauley, Erik Compton, Troy Matteson, Ted Potter, Jr., **151**-Will Claxton, John Merrick, Jonathan Wagner, **152**-Richard H. Lee, David Mathis, George McNeill, **153**-Brian Harman, 154-Y.E. Yang, **155**-Aaron Baddeley, Joe Daley, Derek Ernst, Tommy Gainey, **156**-John Rollins, **158**-Greg Owen. **W**—Retief Goosen, **79**-Colt Knost, **74**-Dustin Johnson.

## 2013 Hole-by-Hole Summary

### TPC Sawgrass

Rank	Hole	Par	Yardage	Average Score	Average Over Under-par	Eagles	Birdies	Pars	Bogeys	Doubles	Other
13	1	4	423	3.998	.002-		77	293	64	6	
17	2	5	532	4.630	.370-	9	188	204	35	4	
7	3	3	177	3.077	.077		57	297	81	5	
11	4	4	384	4.036	.036		106	231	86	15	2
4	5	4	471	4.191	.191		45	283	96	15	1
10	6	4	393	4.059	.059		66	289	79	5	1
5	7	4	442	4.139	.139		66	260	104	7	3
3	8	3	237	3.195	.195	1	34	296	97	11	1
15	9	5	583	4.857	.143-	3	129	247	52	8	1
12	10	4	424	4.020	.020		87	269	72	12	
16	11	5	558	4.705	.295-	11	161	221	42	4	1
14	12	4	358	3.868	.132-		124	260	48	6	2
7	13	3	181	3.077	.077	1	64	295	65	12	3
2	*14	4	481	4.282	.282	1	36	272	108	16	7
5	15	4	449	4.139	.139		42	305	84	8	1
18	16	5	523	4.593	.407-	9	205	191	28	5	2
9	17	3	137	3.064	.064		79	292	38	27	4
1	*18	4	462	4.393	.393	2	37	241	118	33	9
<b>TOTALS:</b>		<b>72</b>	<b>7215</b>	<b>72.323</b>	<b>.323</b>	<b>37</b>	<b>1603</b>	<b>4746</b>	<b>1297</b>	<b>199</b>	<b>38</b>

\* in Top 2013 50 Toughest Holes

## 2013 Scoring Recap

	ROUND 1	ROUND 2	ROUND 3	ROUND 4	TOTAL
Rounds Below 70	33	28	12	11	84
Rounds below par	67	64	33	30	194
Rounds par & below	85	77	40	40	242
Rounds at even par	18	13	7	10	48
Rounds over par	59	65	37	37	198
Rounds 80 & over	1	6	1	2	10

# THE PLAYERS Championship Summaries

2014



Martin Kaymer

**TPC Sawgrass**  
**Ponte Vedra Beach, FL**  
**May 5-11, 2014**  
**Purse: \$10,000,000**  
**Par: 36-36—72**  
**Yards: 7,215**

**LEADERS**

**First Round**

Martin Kaymer.....	63 (-9)
Russell Henley.....	65 (-7)
Sang-Moon Bae.....	66 (-6)
Gonzalo Fdez-Castano.....	67 (-5)
Sergio Garcia.....	67 (-5)
Justin Rose.....	67 (-5)
Jordan Spieth.....	67 (-5)
Scott Stallings.....	67 (-5)
Brian Stuard.....	67 (-5)
Lee Westwood.....	67 (-5)

Gary Woodland.....67 (-5)

**Second Round**

Martin Kaymer.....	132 (-12)
Jordan Spieth.....	133 (-11)
Russell Henley.....	136 (-8)
Jim Furyk.....	138 (-6)
Sergio Garcia.....	138 (-6)
Justin Rose.....	138 (-6)
Lee Westwood.....	138 (-6)
Gary Woodland.....	138 (-6)

**Third Round**

Martin Kaymer.....	204 (-12)
Jordan Spieth.....	204 (-12)
Sergio Garcia.....	207 (-9)
John Senden.....	207 (-9)
Matt Jones.....	208 (-8)
George McNeill.....	208 (-8)
Gary Woodland.....	208 (-8)

**CUT:** 36 Holes: 82 players at even-par 144 from a field of 145 professionals.  
 54 Holes: 71 players at 2-over 218.

**WEATHER:** Thursday: Mostly sunny, with a high of 85. Wind SSE at 10-15 mph, with gusts to 20 mph. Friday: Partly cloudy, with an afternoon high of 85. Wind SE at 10-15, with gusts to 20 mph. Saturday: Partly cloudy, with a

high of 82. Wind SSE at 10-15, with gusts to 20 mph. Sunday: Partly cloudy. High of 83. With increasing afternoon clouds, officials suspended play due to severe weather in the area at 5:39 p.m., with 11 players yet to complete the final rounds. Play resumed at 7:12 p.m.

Player	Pos.	Score	FEC Pts	Money	
<b>MARTIN KAYMER... 1</b>	<b>63-69-72-71</b>	<b>275</b>	<b>600.00</b>	<b>\$1,800,000.00</b>	
Jim Furyk.....	2	70-68-72-66	276	330.00	1,080,000.00
Sergio Garcia.....	3	67-71-69-70	277	210.00	680,000.00
Justin Rose.....	T4	67-71-71-69	278	135.00	440,000.00
Jordan Spieth.....	T4	67-66-71-74	278	135.00	440,000.00
David Hearn.....	T6	70-71-68-70	279	94.80	313,000.00
Rory McIlroy.....	T6	70-74-69-66	279	94.80	313,000.00
Francesco Molinari.....	T6	72-70-67-70	279		313,000.00
Jimmy Walker.....	T6	75-68-71-65	279	94.80	313,000.00
Lee Westwood.....	T6	67-71-71-70	279	94.80	313,000.00
Brian Davis.....	T11	72-67-73-68	280	74.50	240,000.00
Gary Woodland.....	T11	67-71-70-72	280	74.50	240,000.00
K.J. Choi.....	T13	74-70-72-65	281	63.00	187,500.00
Chris Kirk.....	T13	71-73-70-67	281	63.00	187,500.00
George McNeill.....	T13	71-68-69-73	281	63.00	187,500.00
Steve Stricker.....	T13	71-70-71-69	281	63.00	187,500.00
Russell Henley.....	T17	65-71-80-66	282	52.50	135,333.34
Justin Hicks.....	T17	73-70-71-68	282	52.50	135,333.34
Morgan Hoffmann.....	T17	71-70-70-71	282	52.50	135,333.34
Matt Jones.....	T17	70-69-69-74	282	52.50	135,333.34
Matt Kuchar.....	T17	71-71-69-71	282	52.50	135,333.34
Brian Stuard.....	T17	67-76-69-70	282	52.50	135,333.34
Marc Leishman.....	T23	70-72-74-67	283	47.00	96,000.00
Hideki Matsuyama.....	T23	70-71-72-70	283	47.00	96,000.00
Daniel Summerhays.....	T23	74-68-69-72	283	47.00	96,000.00
Kevin Chappell.....	T26	72-68-75-69	284	41.50	69,500.00
Bill Haas.....	T26	68-71-72-73	284	41.50	69,500.00
Billy Horschel.....	T26	72-70-75-67	284	41.50	69,500.00

Player	Pos.	Score	FEC Pts	Money	
Zach Johnson.....	T26	69-71-72-72	284	41.50	\$69,500.00
Ryan Moore.....	T26	70-74-67-73	284	41.50	69,500.00
John Senden.....	T26	70-69-68-77	284	41.50	69,500.00
Brendan Steele.....	T26	69-73-75-67	284	41.50	69,500.00
Bo Van Pelt.....	T26	71-70-70-73	284	41.50	69,500.00
Erik Compton.....	T34	72-70-74-69	285	35.50	52,750.00
Russell Knox.....	T34	72-72-73-68	285	35.50	52,750.00
Scott Langley.....	T34	71-72-72-70	285	35.50	52,750.00
Henrik Stenson.....	T34	71-70-70-74	285	35.50	52,750.00
Angel Cabrera.....	T38	70-74-71-71	286	28.50	38,000.00
Stewart Cink.....	T38	70-70-70-76	286	28.50	38,000.00
Jamie Donaldson.....	T38	74-67-74-71	286		38,000.00
Luke Donald.....	T38	73-69-75-69	286	28.50	38,000.00
Gonzalo Fdez-Castano.....	T38	67-71-72-70	286	28.50	38,000.00
Charley Hoffman.....	T38	77-67-71-71	286	28.50	38,000.00
Justin Leonard.....	T38	68-73-70-75	286	28.50	38,000.00
Kevin Na.....	T38	70-69-76-71	286	28.50	38,000.00
Rory Sabbatini.....	T38	71-73-69-73	286	28.50	38,000.00
Adam Scott.....	T38	77-67-69-73	286	28.50	38,000.00
Charlie Beljan.....	T48	73-69-73-72	287	18.00	24,072.73
Jason Dufner.....	T48	69-74-72-72	287	18.00	24,072.73
Martin Flores.....	T48	70-71-74-72	287	18.00	24,072.73
Retief Goosen.....	T48	72-70-75-70	287	18.00	24,072.73
J.J. Henry.....	T48	74-70-72-71	287	18.00	24,072.73
Jeff Maggert.....	T48	72-71-74-70	287	18.00	24,072.73
Pat Perez.....	T48	68-73-75-71	287	18.00	24,072.73
Charl Schwartzel.....	T48	72-67-77-71	287	18.00	24,072.73
Steven Bowditch.....	T48	72-72-71-72	287	18.00	24,072.73

Player	Pos.	Score	FEC Pts	Money	
Brandt Snedeker.....	T48	75-69-67-76	287	18.00	\$24,072.72
Bubba Watson.....	T48	69-72-70-76	287	18.00	24,072.72
Dustin Johnson.....	T59	68-74-72-74	288	11.00	22,000.00
Ryan Palmer.....	T59	71-73-71-73	288	11.00	22,000.00
John Peterson.....	T59	73-69-72-74	288	11.00	22,000.00
Scott Brown.....	T62	68-71-77-73	289	8.50	21,500.00
Graeme McDowell.....	T62	69-71-77-72	289	8.50	21,500.00
Freddie Jacobson.....	T64	70-70-75-75	290	7.00	21,200.00
Richard H. Lee.....	T65	71-71-76-73	291	5.00	20,800.00
Ian Poulter.....	T65	74-69-72-76	291	5.00	20,800.00
Scott Stallings.....	T65	67-77-71-76	291	5.00	20,800.00
Sang-Moon Bae.....	T68	66-73-79-74	292	3.00	20,400.00
Geoff Ogilvy.....	T69	69-70-76-78	293	2.00	20,200.00
Brendon de Jonge.....	T70	69-74-75-76	294	1.00	20,000.00
Kyle Stanley.....	T71	73-69-76-77	295	.98	19,800.00
Ernie Els.....	T72	68-76-75	219	.94	19,400.00
John Huh.....	T72	69-72-78	219	.94	19,400.00
Seung-Yul Noh.....	T72	76-68-75	219	.94	19,400.00
Jonas Blixt.....	T75	71-72-77	220	.89	18,900.00
John Memrick.....	T75	72-71-77	220	.89	18,900.00
Stuart Appleby.....	T77	71-73-77	221	.84	18,400.00
Rickie Fowler.....	T77	71-72-78	221	.84	18,400.00
John Rollins.....	T77	73-71-77	221	.84	18,400.00
Joost Luiten.....	T80	68-72-82	222		17,900.00
Chris Stroud.....	T80	76-67-79	222	.79	17,900.00
Jeff Overton.....	T82	70-72-83	225	.76	17,600.00

The following players did not finish  
 (C=cut, W=withdrew, D=disqualified)

**C—145**-Keegan Bradley, Derek Ernst, Lucas Glover, Chesson Hadley, Charles Howell III, Will MacKenzie, Phil Mickelson, Carl Pettersson, Ted Potter, Jr., Johnson Wagner, Charlie Wi, **146**-Jason Bohn, Jonathan Byrd, Roberto Castro, Graham DeLaet, Ken Duke, Robert Garrigus, James Hahn, Brian Harman, Thongchai Jaidee, Jerry Kelly, Martin Laird, Kevin Stadler, Camilo Villegas, **147**-Luke Guthrie, Kenny Perry, Josh Teater, Michael Thompson, Cameron Tringale, **148**-Aaron Baddeley, Harris English, Stephen Gallacher, David Lingmerth, Bryce Molder, Michael Putnam, Webb Simpson, Kevin Streelman, Boo Weekley, **149**-Thomas Bjorn, Greg Chalmers, Darren Clarke, Brian Gay, J.B. Holmes, Shawn Stefani, Y.E. Yang, **150**-Jason Kokrak, Andres Romero, Nick Watney, **151**-Ben Crane, Hunter Mahan, D.A. Points, Nicholas Thompson, **152**-Tim Clark, Louis Oosthuizen, **153**-James Driscoll, Matt Every, William McGirt, Patrick Reed, Mark Wilson, **154**-Woody Austin. **W—78**-D.H. Lee, **77**-Briny Baird.

# 2014 Hole-by-Hole Summary

## TPC Sawgrass

Rank	Hole	Par	Yardage	Average Score	Average Over Under-par	Eagles	Birdies	Pars	Bogeys	Doubles	Other
13	1	4	423	3.966	.034-	1	83	289	62	4	
18	2	5	532	4.699	.301-	8	155	240	33	3	
10	3	3	177	3.005	.005		56	329	50	4	
6	4	4	384	4.116	.116	1	76	254	89	18	1
3	5	4	471	4.257	.257		29	283	113	13	1
11	6	4	393	3.998	.002-		86	274	73	6	
7	7	4	442	4.082	.082	2	68	274	83	11	1
2	8	3	237	3.262	.262		28	282	117	10	2
17	9	5	583	4.702	.298-	4	154	252	27	2	
8	10	4	424	4.021	.021		88	270	67	12	2
15	11	5	558	4.793	.207-	3	155	227	44	7	3
14	12	4	358	3.886	.114-		117	262	54	5	1
5	13	3	181	3.150	.150		60	274	89	12	4
1	*14	4	481	4.349	.349		42	235	135	22	5
8	15	4	449	4.021	.021		68	302	61	8	
16	16	5	523	4.708	.292-	7	170	212	44	6	
12	17	3	137	2.986	.014-		75	324	19	16	5
4	18	4	462	4.155	.155		61	275	84	14	5
<b>TOTALS:</b>		<b>72</b>	<b>7215</b>	<b>72.155</b>	<b>.155</b>	<b>26</b>	<b>1571</b>	<b>4858</b>	<b>1244</b>	<b>173</b>	<b>30</b>

\* in Top 2014 50 Toughest Holes

## 2014 Scoring Recap

	ROUND 1	ROUND 2	ROUND 3	ROUND 4	TOTAL
Rounds below 70	28	26	14	17	85
Rounds below par	67	65	33	37	202
Rounds par & below	84	81	46	45	256
Rounds at even par	17	16	13	8	54
Rounds over par	60	61	36	26	183
Rounds 80 & over		3	3		6



# THE PLAYERS Championship Summaries

2015



Rickie Fowler

**TPC Sawgrass**  
**Ponte Vedra Beach, FL**  
**May 4-10, 2015**  
**Purse: \$10,000,000**  
**Par: 36-36—72**  
**Yards: 7,215**

**LEADERS**

**First Round**

David Hearn .....	67(-5)
Charley Hoffman .....	67(-5)
Hideki Matsuyama .....	67(-5)
Kevin Na .....	67(-5)
Derek Fathauer .....	68(-4)
Billy Horschel .....	68(-4)
Charles Howell III .....	68(-4)
Ben Martin .....	68(-4)
Troy Merritt .....	68(-4)
Brendon Todd .....	68(-4)
<b>Rickie Fowler .....</b>	<b>69(-3)</b>

**Second Round**

Jerry Kelly .....	136(-8)
Kevin Na .....	136(-8)
<b>Rickie Fowler .....</b>	<b>138(-6)</b>
Branden Grace .....	138(-6)
David Hearn .....	138(-6)
Chris Kirk .....	138(-6)

**Third Round**

Chris Kirk .....	206(-10)
Bill Haas .....	207(-9)
Kevin Kisner .....	207(-9)
Ben Martin .....	207(-9)
Scott Brown .....	208(-8)
Sergio Garcia .....	208(-8)
David Hearn .....	208(-8)
Jerry Kelly .....	208(-8)
Kevin Na .....	208(-8)
Justin Thomas .....	208(-8)
<b>Rickie Fowler .....</b>	<b>209(-7)</b>

**CUT:**-75 players at even-par 144 from a field of 145 professionals.

**WEATHER:**-Sunny, with a high of 83. Wind N at 10-15 mph with gusts to 20 mph. Friday: Partly sunny, with an afternoon high of 80. Light showers fell

in the afternoon. Variable wind at 7-14 mph. Saturday: Partly cloudy with a high of 83. Wind variable at 7-14 mph. Sunday: Highs in the mid-to-upper 80s, with sunny skies. SW wind at 10-15 mph

Player	Pos.	Score	FEC-Pts	Money	
<b>RICKIE FOWLER .....</b>	<b>1</b>	<b>69-69-71-67</b>	<b>276</b>	<b>600.00</b>	<b>\$1,800,000.00</b>
<i>(Finished tied after three-hole aggregate playoff; won with birdie on first extra hole)</i>					
Sergio Garcia .....	T2	69-72-67-68	276	270.00	880,000.00
Kevin Kisner .....	T2	73-67-67-69	276	270.00	880,000.00
Bill Haas .....	T4	72-67-68-70	277	135.00	440,000.00
Ben Martin .....	T4	68-71-68-70	277	135.00	440,000.00
Kevin Na .....	T6	67-69-72-71	279	105.00	347,500.00
Rory Sabbatini .....	T6	70-71-69-69	279	105.00	347,500.00
Jamie Donaldson .....	T8	70-72-71-67	280	82.60	270,000.00
Brian Harman .....	T8	71-69-70-70	280	82.60	270,000.00
Ryo Ishikawa .....	T8	71-69-69-71	280	82.60	270,000.00
Rory McIlroy .....	T8	69-71-70-70	280	82.60	270,000.00
John Senden .....	T8	73-70-67-70	280	82.60	270,000.00
Billy Horschel .....	T13	68-72-69-72	281	63.00	187,500.00
Zach Johnson .....	T13	71-68-71-71	281	63.00	187,500.00
Chris Kirk .....	T13	70-68-68-75	281	63.00	187,500.00
David Toms .....	T13	73-71-68-69	281	63.00	187,500.00
Russell Knox .....	T17	72-70-72-68	282	51.85	130,857.15
Henrik Stenson .....	T17	72-69-73-68	282	51.85	130,857.15
Derek Fathauer .....	T17	68-72-69-73	282	51.85	130,857.14
Jerry Kelly .....	T17	71-65-72-74	282	51.85	130,857.14
Hideki Matsuyama .....	T17	67-74-72-69	282	51.85	130,857.14
George McNeill .....	T17	73-70-69-70	282	51.85	130,857.14
Pat Perez .....	T17	71-70-68-73	282	51.85	130,857.14
Chesson Hadley .....	T24	71-72-66-74	283	44.50	81,000.00

Player	Pos.	Score	FEC-Pts	Money	
Russell Henley .....	T24	70-70-72-71	283	44.50	\$81,000.00
Marc Leishman .....	T24	69-71-74-69	283	44.50	81,000.00
Geoff Ogilvy .....	T24	72-72-69-70	283	44.50	81,000.00
Patrick Reed .....	T24	72-70-69-72	283	44.50	81,000.00
Justin Thomas .....	T24	73-70-65-75	283	44.50	81,000.00
Sangmoon Bae .....	T30	72-68-73-71	284	37.50	58,125.00
Scott Brown .....	T30	72-67-69-76	284	37.50	58,125.00
Erik Compton .....	T30	74-70-72-68	284	37.50	58,125.00
James Hahn .....	T30	70-73-72-69	284	37.50	58,125.00
Charley Hoffman .....	T30	67-74-71-72	284	37.50	58,125.00
Ian Poulter .....	T30	71-69-70-74	284	37.50	58,125.00
Robert Streb .....	T30	70-73-72-69	284	37.50	58,125.00
Bo Van Pelt .....	T30	70-72-69-73	284	37.50	58,125.00
Martin Flores .....	T38	73-71-67-74	285	31.50	44,000.00
Stephen Gallacher .....	T38	72-70-70-73	285	31.50	44,000.00
Adam Scott .....	T38	72-69-69-75	285	31.50	44,000.00
Steve Stricker .....	T38	69-75-69-72	285	31.50	44,000.00
K.J. Choi .....	T42	70-74-70-72	286	25.00	31,400.00
Matt Every .....	T42	74-70-70-72	286	25.00	31,400.00
Branden Grace .....	T42	71-67-73-75	286	25.00	31,400.00
Padraig Harrington .....	T42	71-73-75-67	286	25.00	31,400.00
David Hearn .....	T42	67-71-70-78	286	25.00	31,400.00
Freddie Jacobson .....	T42	70-74-70-72	286	25.00	31,400.00
Chris Stroud .....	T42	70-69-76-71	286	25.00	31,400.00
Jhonattan Vegas .....	T42	75-69-66-76	286	25.00	31,400.00
Bubba Watson .....	T42	71-70-69-76	286	25.00	31,400.00

Player	Pos.	Score	FEC-Pts	Money	
Luke Guthrie .....	T51	74-69-69-75	287	18.00	\$23,680.00
J.B. Holmes .....	T51	70-71-73-73	287	18.00	23,680.00
Joost Luiten .....	T51	71-70-71-75	287	18.00	23,680.00
Charl Schwartzel .....	T51	71-72-72-72	287	18.00	23,680.00
Brendon Todd .....	T51	68-72-75-72	287	18.00	23,680.00
Robert Allenby .....	T56	70-72-73-73	288	12.00	22,200.00
Graham DeLaet .....	T56	75-69-70-74	288	12.00	22,200.00
Jim Furyk .....	T56	70-70-73-75	288	12.00	22,200.00
Charles Howell III .....	T56	68-72-71-77	288	12.00	22,200.00
Martin Kaymer .....	T56	69-72-71-76	288	12.00	22,200.00
Graeme McDowell .....	T56	73-70-74-71	288	12.00	22,200.00
Cameron Tringale .....	T56	69-71-72-76	288	12.00	22,200.00
Brendon de Jonge .....	T63	73-71-71-74	289	7.00	21,200.00
Bryce Molder .....	T63	72-71-75-71	289	7.00	21,200.00
Vijay Singh .....	T63	71-72-76-70	289	7.00	21,200.00
Ernie Els .....	T66	73-70-76-71	290	4.00	20,600.00
Scott Langley .....	T66	72-72-71-75	290	4.00	20,600.00
Webb Simpson .....	T66	69-74-78-69	290	4.00	20,600.00
Dustin Johnson .....	T69	72-72-75-72	291	1.32	20,000.00
Louis Oosthuizen .....	T69	70-73-75-73	291	1.32	20,000.00
Tiger Woods .....	T69	73-71-75-72	291	1.32	20,000.00
Troy Merritt .....	T72	68-71-76-77	292	.96	19,600.00
Nick Taylor .....	T73	72-70-72-79	293	.94	19,400.00
Alex Cejka .....	T74	69-73-79-78	299	.92	19,200.00
Scott Stallings .....	T75	71-72-82-76	301	.90	19,000.00

**The following players did not finish**  
 (C=cut, W=withdrew, D=disqualified)

**C—146**-Daniel Berger, Jason Bohn, Keegan Bradley, Gonzalo Fdez-Castano, Morgan Hoffmann, Brooks Koepka, Jason Kokrak, Matt Kuchar, Spencer Levin, Ryan Moore, Michael Putnam, Justin Rose, Brendan Steele, Bernd Wiesberger, **146**-Ricky Barnes, Jason Dufner, Harris English, Billy Hurlley III, Bernhard Langer, Danny Lee, Justin Leonard, Jeff Overton, Andrew Svoboda, Jimmy Walker, Boo Weekley, Lee Westwood, Danny Willett, **147**-Steven Bowditch, Ben Crane, John Huh, Shane Lowry, Hunter Mahan, Scott Piercy, Brandt Snedeker, Jordan Spieth, Shawn Stefani, Michael Thompson, **148**-Stewart Cink, Thongchai Jaidee, Anirban Lahiri, William McGirt, Seung-Yul Noh, Andres Romero, **149**-Kevin Chappell, Brian Davis, Adam Hadwin, Phil Mickelson, Ryan Palmer, Kevin Streelman, Nick Watney, **150**-Jason Day, Will MacKenzie, Tim Wilkinson, **151**-Brice Garnett, Retief Goosen, Matt Jones, **152**-Sean O'Hair, Camilo Villegas, **153**-Luke Donald, Robert Garrigus, Brian Stuard, Daniel Summerhays, Gary Woodland, **155**-Aaron Baddeley, **157**-Jonas Blixt. **W**—Darren Clarke, **79**-Paul Casey, **77**-Carl Pettersson, **75**-Angel Cabrera.

## 2015 Hole-by-Hole Summary

### TPC Sawgrass

Rank	Hole	Par	Yardage	Average Score	Average-Over Under-par	Eagles	Birdies	Pars	Bogeys	Doubles	
13	1	4	423	3.966	.034-	1	83	289	62	4	
18	2	5	532	4.699	.301-	8	155	240	33	3	
10	3	3	177	3.005	.005		56	329	50	4	
6	4	4	384	4.116	.116	1	76	254	89	18	1
3	5	4	471	4.257	.257		29	283	113	13	1
11	6	4	393	3.998	.002-		86	274	73	6	
7	7	4	442	4.082	.082	2	68	274	83	11	1
2	8	3	237	3.262	.262		28	282	117	10	2
17	9	5	583	4.702	.298-	4	154	252	27	2	
8	10	4	424	4.021	.021		88	270	67	12	2
15	11	5	558	4.793	.207-	3	155	227	44	7	3
14	12	4	358	3.886	.114-		117	262	54	5	1
5	13	3	181	3.150	.150		60	274	89	12	4
1	*14	4	481	4.349	.349		42	235	135	22	5
8	15	4	449	4.021	.021		68	302	61	8	
16	16	5	523	4.708	.292-	7	170	212	44	6	
12	17	3	137	2.986	.014-		75	324	19	16	5
4	18	4	462	4.155	.155		61	275	84	14	5
<b>TOTALS:</b>		<b>72</b>	<b>7215</b>	<b>72.155</b>	<b>.155</b>	<b>26</b>	<b>1571</b>	<b>4858</b>	<b>1244</b>	<b>173</b>	<b>30</b>

\* in Top 2014 50 Toughest Holes

## 2015 Scoring Recap

	ROUND 1	ROUND 2	ROUND 3	ROUND 4	TOTAL
Rounds below 70	28	26	14	17	85
Rounds below par	67	65	33	37	202
Rounds par & below	84	81	46	45	256
Rounds at even par	17	16	13	8	54
Rounds over par	60	61	36	26	183
Rounds 80 & over		3	3		6

# THE PLAYERS Championship Summaries

2016



Jason Day

**TPC Sawgrass**  
**Ponte Vedra Beach, FL**  
**May 9-15, 2016**  
**Purse: \$10,500,000**  
**Par: 36-36—72**  
**Yards: 7,215**

**LEADERS**

**First Round**

Jason Day .....	63 (-9)
Bill Haas .....	65 (-7)
Shane Lowry .....	65 (-7)
Justin Rose .....	65 (-7)
Brendan Steele .....	65 (-7)
Cameron Tringale .....	65 (-7)

**Second Round**

Jason Day .....	129 (-15)
Shane Lowry .....	133 (-11)
Jonas Blixt .....	134 (-10)
Alex Cejka .....	134 (-10)
Cameron Tringale .....	134 (-10)

**Third Round**

Jason Day .....	202 (-14)
Alex Cejka .....	206 (-10)
Ken Duke .....	206 (-10)
Hideki Matsuyama .....	206 (-10)
Francesco Molinari .....	207 (-9)

**CUT:** 76 players at 2-under 142 from a field of 144 professionals.

**WEATHER:** Thursday: Partly cloudy with a high of 83. Wind SE at 10-18 mph. Friday: Partly cloudy with a high of 88. Wind S at 6-12 mph. Play was suspended at 4:08 p.m. ET due to a dangerous weather situation and resumed at 6:10 p.m. before being suspended due to darkness at 7:57 p.m.

with 33 players remaining on the course. Saturday: Second-round play resumed at 9:15 a.m. with morning temperatures at 75 degrees with wind NW 5-10 mph. The second round concluded at 10:54 a.m. Mostly sunny with high in the low 80s. Afternoon wind gusts up to 20 mph. Sunday: Partly cloudy with a high of 82. Wind ENE at 10-18 mph.

Player	Pos.	Score	FEC-Pts	Money	
<b>JASON DAY</b> .....	<b>1</b>	<b>63-66-73-71</b>	<b>273</b>	<b>600.00</b>	<b>\$1,890,000.00</b>
Kevin Chappell .....	2	71-67-70-69	277	330.00	1,134,000.00
Ken Duke .....	T3	74-67-65-72	278	147.50	504,000.00
Colt Knost .....	T3	72-63-74-69	278	147.50	504,000.00
Matt Kuchar .....	T3	71-67-72-68	278	147.50	504,000.00
Justin Thomas .....	T3	70-68-75-65	278	147.50	504,000.00
Hideki Matsuyama .....	T7	68-71-67-73	279	97.00	338,625.00
Francesco Molinari .....	T7	66-69-72-72	279	97.00	338,625.00
Daniel Berger .....	T9	66-72-73-69	280	82.33	283,500.00
Alex Cejka .....	T9	67-67-72-74	280	82.33	283,500.00
Graeme McDowell .....	T9	72-70-69-69	280	82.33	283,500.00
Retief Goosen .....	T12	70-68-70-73	281	66.25	212,625.00
Rory McIlroy .....	T12	72-64-75-70	281	66.25	212,625.00
Bryce Molder .....	T12	70-68-72-71	281	66.25	212,625.00
Adam Scott .....	T12	73-65-75-68	281	66.25	212,625.00
Shane Lowry .....	T16	65-68-78-71	282	57.00	168,000.00
Cameron Tringale .....	T16	65-69-75-73	282	57.00	168,000.00
Boo Weekley .....	T16	66-69-78-69	282	57.00	168,000.00
Jonas Blixt .....	T19	67-67-75-74	283	50.75	131,775.00
Jerry Kelly .....	T19	67-68-77-71	283	50.75	131,775.00
Russell Knox .....	T19	68-67-80-68	283	50.75	131,775.00
Justin Rose .....	T19	65-74-78-66	283	50.75	131,775.00
Paul Casey .....	T23	68-72-76-68	284	46.00	93,450.00
Si Woo Kim .....	T23	68-70-72-74	284	46.00	93,450.00
Ryan Palmer .....	T23	67-70-75-72	284	46.00	93,450.00
Scott Piercy .....	T23	70-68-75-71	284	46.00	93,450.00

Player	Pos.	Score	FEC-Pts	Money	
Daniel Summerhays .....	T23	69-71-71-73	284	46.00	\$93,450.00
David Hearn .....	T28	71-71-72-71	285	40.00	68,325.00
J.J. Henry .....	T28	70-69-74-72	285	40.00	68,325.00
Billy Horschel .....	T28	68-70-75-72	285	40.00	68,325.00
Dustin Johnson .....	T28	70-70-77-68	285	40.00	68,325.00
Louis Oosthuizen .....	T28	72-67-74-72	285	40.00	68,325.00
Vijay Singh .....	T28	70-70-73-72	285	40.00	68,325.00
Gary Woodland .....	T28	67-68-76-74	285	40.00	68,325.00
Keegan Bradley .....	T35	72-67-76-71	286	34.50	52,893.75
Jim Furyk .....	T35	71-70-75-70	286	34.50	52,893.75
Brooks Koepka .....	T35	66-70-77-73	286	34.50	52,893.75
Danny Lee .....	T35	67-71-72-76	286	34.50	52,893.75
Chad Campbell .....	T39	68-71-78-70	287	30.50	44,100.00
Jon Curran .....	T39	70-71-79-67	287	30.50	44,100.00
Adam Hadwin .....	T39	70-70-74-73	287	30.50	44,100.00
Martin Kaymer .....	T39	68-72-76-71	287	30.50	44,100.00
K.J. Choi .....	T43	73-68-73-74	288	25.50	33,670.00
Bill Haas .....	T43	65-73-77-73	288	25.50	33,670.00
James Hahn .....	T43	67-73-79-69	288	25.50	33,670.00
Soren Kjeldsen .....	T43	72-70-74-72	288	25.50	33,670.00
William McGirt .....	T43	72-65-76-75	288	25.50	33,670.00
Bubba Watson .....	T43	69-71-74-74	288	25.50	33,670.00
Zac Blair .....	T49	71-70-73-75	289	20.00	25,914.00
Jason Dufner .....	T49	70-66-80-73	289	20.00	25,914.00
Morgan Hoffmann .....	T49	69-73-75-72	289	20.00	25,914.00
Freddie Jacobson .....	T49	70-69-78-72	289	20.00	25,914.00

Player	Pos.	Score	FEC-Pts	Money	
Bernd Wiesberger .....	T49	71-67-78-73	289	16.00	\$25,914.00
Sergio Garcia .....	T54	72-66-77-75	290	16.00	24,150.00
Brian Harman .....	T54	69-70-77-74	290	16.00	24,150.00
Zach Johnson .....	T54	67-69-80-74	290	16.00	24,150.00
Brendon de Jonge .....	T57	71-67-76-77	291	11.00	23,100.00
Branden Grace .....	T57	72-70-78-71	291	11.00	23,100.00
Ian Poulter .....	T57	69-68-79-75	291	11.00	23,100.00
Brendan Steele .....	T57	65-76-74-76	291	11.00	23,100.00
Hudson Swafford .....	T57	66-73-77-75	291	11.00	23,100.00
Harold Varner III .....	T57	73-66-78-74	291	11.00	23,100.00
Jhonattan Vegas .....	T57	67-71-79-74	291	11.00	23,100.00
Ernie Els .....	T64	66-73-78-75	292	4.50	21,735.00
Marc Leishman .....	T64	70-72-75-75	292	4.50	21,735.00
Jamie Lovemark .....	T64	71-71-79-71	292	4.50	21,735.00
Sean O'Hair .....	T64	70-67-76-79	292	4.50	21,735.00
Kyle Reifers .....	T64	71-70-76-75	292	4.50	21,735.00
Johnsong Wagner .....	T64	70-71-77-74	292	4.50	21,735.00
Camilo Villegas .....	T70	71-71-78-73	293	1.00	21,000.00
Steve Wheatcroft .....	T71	68-74-79-73	294	.98	20,790.00
Shawn Stefani .....	T72	74-68-80-73	295	.95	20,475.00
Will Wilcox .....	T72	68-71-82-74	295	.95	20,475.00
Fabian Gomez .....	T74	73-69-79-75	296	.91	20,055.00
Kevin Streelman .....	T74	72-70-80-74	296	.91	20,055.00
Patton Kizzire .....	T76	71-70-82-77	300	.88	19,740.00

**The following players did not finish**  
 (C=cut, W=withdrew, D=disqualified)

**C—143**-Byeong Hun An, Rafa Cabrera Bello, Matthew Fitzpatrick, Rickie Fowler, Charley Hoffman, J.B. Holmes, David Lingmerth, Davis Love III, George McNeill, Phil Mickelson, Kevin Na, Carl Pettersson, Patrick Reed, Jordan Spieth, Vaughn Taylor, Danny Willett, **144**-Kiradech Aphibarnrat, Aaron Baddeley, Luke Donald, Martin Laird, Bernhard Langer, Greg Owen, Chez Reavie, John Senden, Brian Stuard, **145**-Scott Brown, Harris English, Andres Gonzales, Kevin Kisner, Ryan Moore, Robert Streb, Brendon Todd, Mark Wilson, **146**-Ricky Barnes, Emiliano Grillo, Padraig Harrington, Hunter Mahan, Jeff Overton, Nick Taylor, **147**-Graham DeLaet, Tony Finau, Jason Gore, Russell Henley, Charles Howell III, Smylie Kaufman, Spencer Levin, Troy Merritt, Scott Pinckney, Patrick Rodgers, Brandt Snedeker, **148**-Chad Collins, Erik Compton, Chesson Hadley, **149**-Carlos Ortiz, **150**-Henrik Stenson, Andy Sullivan, **151**-Jason Bohm, Matt Every, Jim Herman, Peter Malnati, **152**-Matt Jones, Ben Martin, **153**-Steven Bowditch, John Huh, Jimmy Walker. **W—75**-Chris Stroud, **73**-Jason Kokrak, Chris Kirk.

## 2016 Hole-by-Hole Summary

### TPC Sawgrass


Rank	Hole	Par	Yardage	Average Score	Average-Over Under-par	Eagles	Birdies	Pars	Bogeys	Doubles	
13	1	4	423	3.966	.034-	1	83	289	62	4	
18	2	5	532	4.699	.301-	8	155	240	33	3	
10	1	4	423	4.041	.041		65	297	67	8	
17	2	5	532	4.659	.341-	8	182	203	39	5	
6	3	3	177	3.080	.080		45	318	68	6	
12	4	4	384	3.984	.016-		95	271	59	7	
4	5	4	471	4.146	.146		59	274	88	14	
13	6	4	393	3.966	.034-	1	101	258	69	5	
6	7	4	442	4.080	.080		70	274	81	12	
3	8	3	237	3.249	.249		36	269	121	9	
15	9	5	583	4.789	.211-	5	144	237	42	7	
9	10	4	424	4.076	.076		71	272	85	8	
16	11	5	558	4.709	.291-	11	159	222	36	9	
14	12	4	358	3.936	.064-	1	109	254	64	8	
8	13	3	181	3.078	.078		62	294	68	11	
2	14	4	481	4.256	.256		50	253	111	20	
5	15	4	449	4.133	.133		65	271	83	14	
18	16	5	523	4.586	.414-	20	193	181	36	6	
11	17	3	137	3.018	.018	1	90	280	39	24	
1	18	4	462	4.268	.268	1	53	267	74	31	
<b>TOTALS:</b>		<b>72</b>	<b>7215</b>	<b>72.055</b>	<b>.055</b>	<b>48</b>	<b>1649</b>	<b>4695</b>	<b>1230</b>	<b>204</b>	<b>40</b>

## 2016 Scoring Recap

	ROUND 1	ROUND 2	ROUND 3	ROUND 4	TOTAL
Rounds below 70	40	40	3	14	97
Rounds below par	82	81	6	27	196
Rounds par & below	102	93	13	37	245
Rounds at even par	20	12	7	10	49
Rounds over par	42	48	63	39	192
Rounds 80 & over	1	1	7		9

# THE PLAYERS Championship Summaries

2017



Si Woo Kim

**TPC Sawgrass**  
**Ponte Vedra Beach, FL**  
**May 8-14, 2017**  
**Purse: \$10,500,000**  
**Par: 36-36—72**  
**Yards: 7,189**

LEADERS	First Round	Second Round	Third Round
	Mac Hughes .....67 (-5)	Louis Oosthuizen .....135 (-9)	J.B. Holmes .....207 (-9)
	William McGirt .....67 (-5)	Kyle Stanley .....135 (-9)	Kyle Stanley .....207 (-9)
	J.B. Holmes .....68 (-4)	J.B. Holmes .....137 (-7)	Louis Oosthuizen .....208 (-8)
	Alex Noren .....68 (-4)	Vijay Singh .....138 (-6)	<b>Si Woo Kim .....209 (-7)</b>
	Jon Rahm .....68 (-4)	Rafa Cabrera Bello .....139 (-5)	Emiliano Grillo .....210 (-6)
	Chez Reavie .....68 (-4)	Patrick Cantlay .....139 (-5)	Ian Poulter .....210 (-6)
	<b>Si Woo Kim .....69 (-3)</b>	David Hearn .....139 (-5)	
		Alex Noren .....139 (-5)	
		Ian Poulter .....139 (-5)	
		<b>Si Woo Kim .....141 (-3)</b>	

**CUT:** 36 Holes: 82 players at 2-over 144 from a field of 146 professionals. 54 Holes: 71 players at 5-over 221.

Saturday: Overcast with showers in the morning with a high of 84. Wind SW 15-25 mph. Sunday: Partly cloudy with a high of 79. Wind NE 12-22 mph.

**WEATHER:** Thursday: Thursday: Mostly sunny with a high of 91. Wind WSW 8-16 mph. Friday: Mostly sunny with a high of 91. Wind WSW 8-16 mph.

Player	Pos.	Score	FEC-Pts	Money	Player	Pos.	Score	FEC-Pts	Money	Player	Pos.	Score	FEC-Pts	Money
<b>SI WOO KIM</b> ..... 1	<b>69-72-68-69</b>	<b>278</b>	<b>600.00</b>	<b>\$1,890,000.00</b>	Patrick Reed .....T22	72-73-74-69	288	39.59	\$92,137.50	Kevin Kisner .....T56	71-75-73-75	294	6.23	\$23,625.00
Louis Oosthuizen .....T2	69-66-73-73	281	270.00	924,000.00	Sergio Garcia .....T30	73-71-67-78	289	28.33	65,205.00	Chez Reavie .....T56	68-72-79-75	294	6.23	23,625.00
Ian Poulter .....T2	72-67-71-71	281	270.00	924,000.00	Adam Hadwin .....T30	71-72-76-70	289	28.33	65,205.00	Jimmy Walker .....T56	71-74-73-76	294	6.23	23,625.00
Rafa Cabrera Bello .....T4	69-70-73-70	282	135.00	462,000.00	Charley Hoffman .....T30	74-72-72-71	289	28.33	65,205.00	Keegan Bradley .....T60	75-69-73-78	295	5.21	22,680.00
Kyle Stanley .....T4	69-66-72-75	282	135.00	462,000.00	Sung Kang .....T30	71-75-72-71	289	28.33	65,205.00	Jason Day .....T60	70-72-73-80	295	5.21	22,680.00
Lucas Glover .....T6	70-70-73-70	283	98.00	339,937.50	Ben Martin .....T30	71-75-73-75	289	28.33	65,205.00	Jason Dufner .....T60	73-71-77-74	295	5.21	22,680.00
Francesco Molinari .....T6	69-74-69-71	283	98.00	339,937.50	Kevin Chappell .....T35	72-72-73-73	290	20.96	50,662.50	Rickie Fowler .....T60	70-74-72-79	295	5.21	22,680.00
Adam Scott .....T6	70-72-71-70	283	98.00	339,937.50	Russell Henley .....T35	75-68-73-74	290	20.96	50,662.50	Michael Kim .....T60	72-74-73-76	295	5.21	22,680.00
Brendan Steele .....T6	69-71-75-68	283	98.00	339,937.50	Jim Herman .....T35	71-75-72-72	290	20.96	50,662.50	Ricky Barnes .....T65	70-74-76-76	296	4.19	21,735.00
Alex Noren .....T10	68-71-72-73	284		283,500.00	Rory McIlroy .....T35	73-71-71-75	290	20.96	50,662.50	Daniel Berger .....T65	69-72-77-78	296	4.19	21,735.00
Emiliano Grillo .....T11	72-71-67-75	285	77.00	262,500.00	Cameron Tringale .....T35	70-71-76-73	290	20.96	50,662.50	Justin Rose .....T65	74-71-71-80	296	4.19	21,735.00
Dustin Johnson .....T12	71-73-74-68	286	66.25	212,625.00	Harold Varner III .....T35	71-70-77-72	290	20.96	50,662.50	Lee Westwood .....T65	70-75-76-75	296		21,735.00
Smylie Kaufman .....T12	74-67-76-69	286	66.25	212,625.00	Aaron Baddeley .....T41	70-73-76-72	291	13.84	36,750.00	David Hearn .....T69	70-69-80-78	297	3.43	21,000.00
Chris Kirk .....T12	74-72-69-71	286	66.25	212,625.00	Tommy Fleetwood .....T41	74-67-76-74	291		36,750.00	Martin Kaymer .....T69	72-72-75-78	297		21,000.00
Bernd Wiesberger .....T12	75-71-68-72	286		212,625.00	Tyrrell Hatton .....T41	76-70-71-74	291		36,750.00	Graeme McDowell .....T69	71-72-74-80	297	3.43	21,000.00
Blayne Barber .....T16	70-76-72-69	287	53.95	152,250.00	J.B. Holmes .....T41	68-69-70-84	291	13.84	36,750.00	David Lingmerth .....T72	69-75-78	222	3.06	20,370.00
Mac Hughes .....T16	67-75-74-71	287	53.95	152,250.00	Billy Hurley III .....T41	71-72-76-72	291	13.84	36,750.00	Jon Rahm .....T72	68-72-82	222	3.06	20,370.00
Brooks Koepka .....T16	74-69-71-73	287	53.95	152,250.00	Phil Mickelson .....T41	70-72-78-71	291	13.84	36,750.00	Kevin Streelman .....T72	72-73-77	222	3.06	20,370.00
Webb Simpson .....T16	71-69-77-70	287	53.95	152,250.00	Steve Stricker .....T41	72-70-73-76	291	13.84	36,750.00	Jamie Lovemark .....T75	75-70-78	223	2.66	19,635.00
Vijay Singh .....T16	70-68-79-70	287	53.95	152,250.00	Branden Grace .....T48	71-75-73-73	292	9.63	26,712.00	Brian Stuard .....T75	73-73-77	223	2.66	19,635.00
Henrik Stenson .....T16	72-70-74-71	287	53.95	152,250.00	Cody Gribble .....T48	69-75-74-74	292	9.63	26,712.00	Justin Thomas .....T75	73-71-79	223	2.66	19,635.00
Patrick Cantlay .....T22	69-70-72-77	288	39.59	92,137.50	Zach Johnson .....T48	72-73-71-76	292	9.63	26,712.00	Gary Woodland .....T75	70-75-78	223	2.66	19,635.00
Paul Casey .....T22	71-69-77-71	288	39.59	92,137.50	Rod Pampling .....T48	72-74-74-72	292	9.63	26,712.00	Alex Cejka .....T79	75-70-79	224	2.26	18,900.00
Yuta Ikeda .....T22	73-69-72-74	288		92,137.50	Boo Weekley .....T48	70-76-73-73	292	9.63	26,712.00	Ben Crane .....T79	71-75-78	224	2.26	18,900.00
Hideki Matsuyama .....T22	72-71-76-69	288	39.59	92,137.50	Brian Harman .....T53	71-75-71-76	293	7.36	24,430.00	Grayson Murray .....T79	74-72-78	224	2.26	18,900.00
William McGirt .....T22	67-75-71-75	288	39.59	92,137.50	Ryan Moore .....T53	73-72-74-74	293	7.36	24,430.00	Matt Kuchar .....T82	73-71-81	225	2.04	18,480.00
Seung-Yul Noh .....T22	73-69-75-71	288	39.59	92,137.50	Daniel Summerhays .....T53	69-73-75-76	293	7.36	24,430.00					
Pat Perez .....T22	74-72-66-76	288	39.59	92,137.50	Roberto Castro .....T56	71-71-76-76	294	6.23	23,625.00					

**The following players did not finish**  
 (C=cut, W=withdrew, D=disqualified)

**C—147**-Scott Brown, K.J. Choi, Luke Donald, Tony Finau, Jim Furyk, James Hahn, John Huh, Jason Kokrak, Martin Laird, Spencer Levin, Luke List, Andrew Loupe, Hudson Swafford, Jhonattan Vegas, **148**-Wesley Bryan, Graham DeLaet, Russell Knox, Marc Leishman, Ryan Palmer, Cameron Smith, Jordan Spieth, **149**-Jonas Blixt, Chad Campbell, Ross Fisher, Matthew Fitzpatrick, Bill Haas, Freddie Jacobson, Bernhard Langer, Kyle Reifers, Patrick Rodgers, Shawn Stefani, **150**-Greg Chalmers, Ernie Els, Brian Gay, Anirban Lahiri, Shane Lowry, Peter Malnati, Troy Merritt, Charl Schwartzel, Robert Streb, **151**-Jason Bohn, Fabian Gomez, Billy Horschel, Mark Hubbard, Jerry Kelly, Bryce Molder, Bubba Watson, **152**-Matt Every, Derek Fathauer, Sean O'Hair, D.A. Points, Brett Stegmaier, Vaughn Taylor, Johnson Wagner, **153**-Tyrone Van Aswegen, **154**-Patton Kizzire, **155**-Robert Garrigus, Danny Lee, **156**-Zac Blair, **160**-Harris English, **164**-Scott Piercy. **W**—Kevin Na, **79**-Danny Willett.

## 2017 Hole-by-Hole Summary

### TPC Sawgrass

Rank	Hole	Par	Yardage	Average Score	Average-Over Under-par	Eagles	Birdies	Pars	Bogeys	Doubles	
13	1	4	423	4.077	.077		50	311	75	3	1
16	2	5	532	4.730	.270-	10	159	214	54	3	
6	3	3	177	3.150	.150		35	312	85	8	
7	4	4	384	4.145	.145		77	258	78	20	7
8	5	4	471	4.143	.143		43	310	75	7	5
9	6	4	393	4.134	.134		61	277	87	12	3
12	7	4	451	4.111	.111		74	265	82	16	3
3	* 8	3	237	3.314	.314		24	265	142	7	2
14	9	5	583	4.886	.114-	2	124	247	58	7	2
10	10	4	424	4.127	.127		62	274	91	12	1
17	11	5	558	4.716	.284-	8	166	215	46	4	1
15	12	4	302	3.827	.173-	2	127	259	49	3	
11	13	3	181	3.116	.116		53	307	59	20	1
2	*14	4	481	4.332	.332		28	267	122	19	4
5	15	4	470	4.195	.195		42	282	105	10	1
18	16	5	523	4.575	.425-	15	199	190	31	4	1
4	17	3	137	3.225	.225	1	68	271	51	38	11
1	*18	4	462	4.486	.486		37	226	120	45	12
<b>TOTALS:</b>		<b>72</b>	<b>7189</b>	<b>73.291</b>	<b>1.291</b>	<b>38</b>	<b>1429</b>	<b>4750</b>	<b>1410</b>	<b>238</b>	<b>55</b>

\* in Top 2017 50 Toughest Holes

## 2017 Scoring Recap

	ROUND 1	ROUND 2	ROUND 3	ROUND 4	TOTAL
Rounds below 70	17	17	7	7	48
Rounds below par	50	41	17	23	131
Rounds par & below	65	61	26	29	181
Rounds at even par	15	20	9	6	50
Rounds over par	79	82	56	42	259
Rounds 80 & over	2	3	3	4	12



# PAST CHAMPIONS

1974	Jack Nicklaus	1986	John Mahaffey	1998	Justin Leonard	2009	Henrik Stenson
1975	Al Geiberger	1987	Sandy Lyle	1999	David Duval	2010	Tim Clark
1976	Jack Nicklaus	1988	Mark McCumber	2000	Hal Sutton	2011	K.J. Choi
1977	Mark Hayes	1989	Tom Kite	2001	Tiger Woods	2012	Matt Kuchar
1978	Jack Nicklaus	1990	Jodie Mudd	2002	Craig Perks	2013	Tiger Woods
1979	Lanny Wadkins	1991	Steve Elkington	2003	Davis Love III	2014	Martin Kaymer
1980	Lee Trevino	1992	Davis Love III	2004	Adam Scott	2015	Rickie Fowler
1981	Raymond Floyd	1993	Nick Price	2005	Fred Funk	2016	Jason Day
1982	Jerry Pate	1994	Greg Norman	2006	Stephen Ames	2017	Si Woo Kim
1983	Hal Sutton	1995	Lee Janzen	2007	Phil Mickelson		
1984	Fred Couples	1996	Fred Couples	2008	Sergio Garcia		
1985	Calvin Peete	1997	Steve Elkington				

