

Table of Contents



FedExCup Playoffs According to ShotLink



<i>2017 FedExCup Champion - Justin Thomas</i>	<i>2-3</i>
<i>2016 FedExCup Champion - Rory McIlroy</i>	<i>4-5</i>
<i>2015 FedExCup Champion - Jordan Spieth</i>	<i>6-7</i>
<i>2014 FedExCup Champion - Billy Horschel</i>	<i>8-9</i>
<i>2013 FedExCup Champion - Henrik Stenson</i>	<i>10-11</i>
<i>2012 FedExCup Champion - Brandt Snedeker</i>	<i>12-13</i>
<i>2011 FedExCup Champion - Bill Haas</i>	<i>14-15</i>
<i>2010 FedExCup Champion - Jim Furyk</i>	<i>16-17</i>
<i>2009 FedExCup Champion - Tiger Woods</i>	<i>18-19</i>
<i>2008 FedExCup Champion - Vijay Singh</i>	<i>20-21</i>
<i>2007 FedExCup Champion - Tiger Woods</i>	<i>22-23</i>
ShotLink Statistical Leaders in the FedExCup Playoffs	<i>24-32</i>

FedExCup Playoffs

ShotLink Keys to Winning the FedExCup

2017 FedExCup Champion - Justin Thomas



2016-17 Season Summary

Events: 25
Wins: 5
Runner-ups: 1
Top 10s: 12
Top 25s: 14



Tournament	Pos.	FEC Rank Thru Event
Safeway Open	T8	T8
CIMB Classic	WIN	1st
WGC-HSBC Champions	T23	2 nd
Sentry Tournament of Champ	WIN	2nd
Sony Open in Hawaii	WIN	1st
Waste Management Phoenix	CUT	2 nd
Genesis Open	T39	2 nd
The Honda Classic	CUT	2 nd
WGC-Mexico Championship	T5	1st
Valspar Championship	CUT	1 st
WGC-Dell Tech Match Play	T39	3 rd
Masters Tournament	T22	3 rd
Zurich Classic of New Orleans	T5	2nd
THE PLAYERS Championship	T75	3 rd
the Memorial Tournament	T4	2nd
U.S. Open	T9	3 rd
Travelers Championship	CUT	3 rd
Quicken Loans National	CUT	3 rd
The Open Championship	CUT	4 th
WGC-Bridgestone Invitational	T28	4 th
PGA Championship	WIN	2nd
FedExCup Playoffs		
THE NORTHERN TRUST	T6	3 rd
Dell Technologies Championship	WIN	2nd
BMW Championship	T47	2 nd
TOUR Championship	2nd	1st

At 24 years old, Justin Thomas joins nine other players as FedExCup Champion.

Justin became the second FedExCup Champion under the age of 25 to win the FedExCup title (Jordan Spieth 22).

Justin Thomas recorded five PGA TOUR victories in the 2016-17 season marking the fourth time a FedExCup Champion has won five or more times en route to the FedExCup title (Woods twice).



Justin Thomas vs. The TOUR

PGA TOUR

2016-17 Season Statistical Profile

Stat	Entering '17 Playoffs		TOUR Avg.	'17 Playoffs		17' Playoff Field Avg.
SG: Tee-to-Green	11 th	+1.285	---	3 rd	+1.789	---
SG: Off-the-Tee	42 nd	+0.399		10 th	+0.495	---
Driving Distance – All Drives	7 th	298.5	284.4	6 th	301.4	288.1
SG: Approach-the-Green	6 th	+0.718	---	10 th	+0.742	---
Going for the Green	23 rd	64.00%	51.63%	T5	71.43%	52.09%
Fairway Proximity	T1	28' 3"	31' 5"	11 th	28' 6"	31' 6"
Approaches 50-125 Yards	4 th	16' 0"	19' 3"	3 rd	13' 1"	17' 11"
Approaches 125-150 Yards	T81	22' 7"	23' 2"	8 th	18' 1"	23' 1"
SG: Around-the-Green	52 nd	+0.167	---	10 th	+0.552	---
Scrambling	122 nd	57.97%	57.93%	5 th	69.79%	59.80%
Scrambling from 10-20 Yards	T125	62.86%	63.95%	4 th	81.40%	64.22%
SG: Putting	T37	+0.365	---	T41	+0.147	---
Putting Average	1 st	1.702	1.779	3 rd	1.688	1.779
One-Putt Percentage	51 st	40.04%	37.80%	T4	46.53%	39.65%
Putts Per Round	T21	28.46%	29.13%	T6	27.69	29.05
Putting from - > 25'	148 th	4.24%	5.25%	5 th	11.48%	5.05%
Birdie or Better Conversion PCT.	1 st	36.92%	28.97%	3 rd	37.70%	28.85%
SG: Total	6 th	+1.649	---	T3	+1.936	---
Lowest Round	T1	59	68	T2	63	67
Scoring Average	6 th	69.562	71.146	T3	68.564	70.555
Birdie Average	2 nd	4.48	3.47	7 th	4.50	3.48
Total Birdies	T52	282	294	6 th	72	37
Par 4 Scoring Average	T1	3.96	4.06	2 nd	3.86	4.02
Par 4 Birdie or Better Leaders	1 st	23.45%	15.94%	1 st	27.72%	17.69%
Birdie or Better Percentage	2 nd	25.93%	19.71%	T5	25.69%	19.75%

FedExCup Playoffs

ShotLink Keys to Winning the FedExCup

2016 FedExCup Champion – Rory McIlroy



2015-16 Season Summary

Events: 18
Wins: 2
Runner-ups: 0
Top 10's: 8
Top 25's: 11



Tournament	Pos.	FEC Rank Thru Event
Safeway Open	T26	T26
WGC-HSBC Champions	T11	36 th
Genesis Open	T20	116 th
The Honda Classic	CUT	122 nd
WGC-Mexico Championship	T3	45th
Arnold Palmer Invitational	T27	47 th
WGC-Dell Technologies Match Play	4th	33rd
Masters Tournament	T10	29th
Wells Fargo Championship	T4	30th
THE PLAYERS Championship	T12	29 th
the Memorial Tournament	T4	30th
U.S. Open	CUT	31 st
The Open Championship	T5	32nd
PGA Championship	CUT	34th
FedExCup Playoffs		
THE NORTHERN TRUST	T31	38 th
Dell Technologies Championship	WON	4th
BMW Championship	T42	6 th
TOUR Championship	WON	WON

At 27 years old, Rory McIlroy joined eight other players as FedExCup Champion. Rory became the FedExCup Playoff leader for most victories with four surpassing Tiger Woods with his victories at the Dell Technologies Championship & TOUR Championship.

Rory McIlroy recorded his fourth multiple win season in his PGA TOUR career. Rory marked the 65th player in PGA TOUR history with four or more seasons with multiple victories.

Rory McIlroy became only the second player to win the FedExCup title coming outside of the top 30 at the beginning of the FedExCup Playoffs. McIlroy entered the 2016 FedExCup Playoffs at 36th, the only other player was Billy Horschel who began the 2014 FedExCup Playoffs in the 69th position.

Rory McIlroy holed a 137-yard shot on the 16th hole at East Lake GC to get to 11-under par and pull within one shot of the leaders. His 137-yard hole out was his longest hole out of the 2015-16 PGA TOUR season.



Rory McIlroy vs. The TOUR

PGA TOUR


2015-16 Season Statistical Profile

Stat	Entering '16 Playoffs		TOUR Avg.	'16 Playoffs		16' Playoff Field Avg.
SG: Tee-to-Green	2 nd	+1.752	---	1 st	+2.160	---
SG: Off-the-Tee	1 st	+1.275	---	3 rd	+1.140	---
Driving Distance – All Drives	4 th	300.9	282.7	4 th	303.5	
SG: Approach-the-Green	T71	+0.238	---	8 th	+0.863	---
Greens in Regulation Percentage	32 nd	68.36%	64.96%	4 th	73.26%	65.51%
Going for the Green	1 st	80.77%	50.43%	5 th	73.08%	54.21%
Fairway Proximity	T47	30' 4"	31' 6"	T7	27' 11"	31' 3"
Approaches 200-225 Yards	7 th	35' 5"	41' 9"	T5	31' 4"	39' 10"
Approaches 225-250 Yards	3 rd	40' 6"	52' 0"	8 th	37' 9"	51' 3"
SG: Around-the-Green	37 th	+0.238	---	34 th	+0.156	---
Scrambling > 30 yards	3 rd	45.00%	28.26%	T87	14.29%	28.44%
SG: Putting	96 th	+0.023	---	98 th	-0.668	---
Putting Average	T31	1.751	1.779	T13	1.730	1.774
Putting from - 15-20'	2 nd	30.51%	18.33%	54 th	18.42%	19.34%
Putting from - > 25'	T3	9.52%	5.24%	84 th	1.89%	5.21%
Average Distance of Putts made	3 rd	81' 7"	72' 1"	83 rd	66' 10"	72' 10"
Birdie or Better Conversion PCT.	3 rd	35.70%	28.66%	14 th	34.29%	28.80%
SG: Total	5 th	+1.775	---	6 th	+1.492	---
Scoring Average	8 th	69.695	71.184	5 th	69.508	71.140
Birdie Average	1 st	4.41	3.44	4 th	4.44	3.50
Par 3 Birdie or Better Leaders	101 st	13.59%	13.22%	T65	10.94%	12.88%
Par 4 Birdie or Better Leaders	5 th	19.58%	15.77%	T8	21.02%	16.34%
Par 5 Birdie or Better Leaders	1 st	54.88%	40.24%	3 rd	60.42%	41.08%
Birdie or Better Conversion PCT.	2 nd	25.24%	19.56%	4 th	25.35%	19.89%

FedExCup Playoffs

ShotLink Keys to Winning the FedExCup

2015 FedExCup Champion – Jordan Spieth



2014-15 Season Summary

Events: 25
Wins: 5
Runner-ups: 4
Top 10's: 15
Top 25's: 19

At 22 years old, Jordan Spieth joined Rory McIlroy and Tiger Woods as the only players to win PGA TOUR Player of the Year while in their 20's.

Spieth was the youngest player to win five times in a season since Horton Smith in 1929. He was also the youngest player to win both the TOUR Championship and the FedExCup.

Tournament	Pos.	FEC Rank Thru Event
WGC-HSBC Champions	T35	T146
Waste Management Phoenix	T7	103 rd
Farmers Insurance Open	CUT	118 th
AT&T Pebble Beach	T7	73 rd
Genesis Open	T4	45th
WGC-Mexico Championship	T17	44 th
Valspar Championship	WON	7th
Valero Texas Open	2nd	2nd
Houston Open	P2	2nd
Masters Tournament	WON	1st
RBC Heritage	T11	1 st
WGC-Dell Technologies Match Play	T17	1 st
THE PLAYERS Championship	CUT	1 st
Charles Schwab Challenge	T2	1st
AT&T Byron Nelson	T30	1 st
the Memorial Tournament	T3	1st
U.S. Open	WON	1st
John Deere Classic	WON	1st
The Open Championship	T4	1st
WGC-Bridgestone Invitational	T10	1 st
PGA Championship	2nd	1st
FedExCup Playoffs		
THE NORTHERN TRUST	CUT	2 nd
Dell Technologies Champ	CUT	2 nd
BMW Championship	T13	2 nd
TOUR Championship	WON	WON

In 88 total rounds (2015), Jordan Spieth finished 1st or 2nd on the leader board a TOUR leading 24 times (27%). This works out to one in every four rounds where Spieth was either 1st or 2nd on the leaderboard.

Byron Nelson Award Winner: Jordan Spieth finished his season with the lowest adjusted scoring average on the PGA TOUR (68.938) and in turn won the Byron Nelson Award for the first time in his career on the PGA TOUR.

83% of his rounds at Par or Better: Jordan Spieth played 83% of his rounds at par or better. This works out to 73 of 88 total rounds at par or better. Spieth played his last 19 final rounds of the season at par or better. In fact, he did not have an over par final round during the 2015 calendar year on the PGA TOUR.

Spieth vs. the Next Best: When compared to the next best player(s) on TOUR (2015), Jordan Spieth had three more top 3s, three more top 5s and four more top-10 finishes than the next best player(s) on TOUR.

Single Season Record: Jordan Spieth set a new PGA TOUR record (since 2003) for highest percentage of putts made from 15 to 25 feet in a single season (27.2%).



Jordan Spieth vs. The TOUR

PGA TOUR

2014-15 Season Statistical Profile

Stat	Entering '15 Playoffs		TOUR Avg.	'15 Playoffs		15' Playoff Field Avg.
SG: Tee-to-Green	1 st	+1.929	- - -	50 th	+0.023	- - -
SG: Off-the-Tee	14 th	+0.563	- - -	38 th	+0.187	- - -
SG: Approach-the-Green	4 th	+0.824	- - -	78 th	-0.310	- - -
Greens in Regulation Percentage	47 th	68.42%	65.77	T56	64.35%	65.03
Proximity to Hole	T25	33' 6"	35' 6"	T37	34' 4"	35' 5"
Rough Proximity	2 nd	37' 10"	44' 4"	11 th	36' 9"	44' 9"
Approaches 50-125 yards (Rgh)	1 st	19' 4"	28' 5"	8 th	20' 6"	30' 8"
SG: Around-the-Green	3 rd	+0.543	- - -	46 th	+0.146	- - -
Sand Save Percentage	24 th	58.93%	49.79	T40	52.94%	45.73
Scrambling	3 rd	66.20%	57.94	53 rd	58.44%	57.12
Scrambling from the Rough	4 th	66.19%	55.26	T65	55.56%	57.52
SG: Putting	8 th	+0.618	- - -	34 th	+0.359	- - -
Putting Average	1 st	1.692	1.777	31 st	1.741	1.760
Overall Putting Average	1 st	1.539	1.619	T25	1.583	1.612
One-Putt Percentage	2 nd	44.30%	38.70	T17	43.98%	39.70
3-Putt Avoidance	T17	2.12%	3.15	T73	4.17%	3.14
Putts Per Round	1 st	27.71	29.18	T25	28.50	29.02
Putting from - 15-20'	6 th	26.02%	18.33	1 st	37.50%	20.19
Putting from - 20-25'	1 st	28.33%	12.50	24 th	19.05%	13.16
Putting from - > 25'	T15	7.61%	5.37	50 th	6.00%	5.88
Approach Putt Performance	T1	1' 11"	2' 4"	T60	2' 6"	2' 5"
Average Distance of Putts made	35 th	77' 6"	73' 1"	12 th	84' 4"	76' 6"
SG: Total	1 st	+2.547	- - -	34 th	+0.382	- - -
Scoring Average	1 st	68.752	71.201	33 rd	70.118	70.557
Birdie Average	2 nd	4.62	3.53	T38	3.75	3.62
Par 3 Birdie or Better Leaders	7 th	18.09%	13.57	T13	20.83%	14.05
Par 4 Birdie or Better Leaders	1 st	23.65%	16.21	83 rd	15.94%	18.70
Par 5 Birdie or Better Leaders	51 st	45.16%	41.18	T11	50.00%	38.45

FedExCup Playoffs

ShotLink Keys to Winning the FedExCup

2014 FedExCup Champion – Billy Horschel



Billy Horschel

2013-14 Season Summary

Events: 27
Wins: 2
Runner-ups: 1
Top 10's: 5
Top 25's: 12



Tournament	Pos.	FEC Rank Thru Event
Safeway Open	CUT	--
CIMB Classic	T11	T46
WGC-HSBC Champions	T34	T33
Sentry T of C	T6	28th
CareerBuilder Challenge	T25	34 th
Farmers Insurance Open	T23	33 rd
Waste Management Phoenix Open	CUT	40 th
WGC-Dell Technologies Match Play	T17	40 th
The Honda Classic	CUT	48 th
WGC-Mexico Championship	T50	49 th
Arnold Palmer Inv't'l	T43	53 rd
Valero Texas Open	CUT	59 th
Masters Tournament	T37	58 th
RBC Heritage	T68	61 st
Zurich Classic	CUT	68 th
THE PLAYERS Championship	T26	72 nd
the Memorial Tournament	T15	72nd
FedEx St. Jude Classic	T6	60th
U.S. Open	T23	58 th
Quicken Loans National	T11	56th
The Open Championship	CUT	62 nd
PGA Championship	T58	71 st
Wyndham Championship	T47	69 th
FedExCup Playoffs		
THE NORTHERN TRUST	CUT	82 nd
Dell Technologies Champ	T2	20th
BMW Championship	WON	2nd
TOUR Championship	WON	1st

2014 FedExCup champion **Billy Horschel** carded 2 wins (BMW Championship and TOUR Championship by Coca-Cola, one runner-up finish, five top 10s and 12 top-25 finishes in his 27 starts (2014).

2014 TOUR Championship, winner Billy Horschel had all facets of his game working ranking second in Strokes Gained: Tee-to-Green, first in Greens in Regulation, T5 in Proximity to the Hole, T8 in Scrambling and sixth in Strokes Gained: Putting. In Strokes Gained: Tee-to-Green, Horschel outperformed the field by +2.19 strokes per round and in Strokes Gained: Putting, he outperformed the field by +3.26 (+0.815 per round) total strokes with his putter.

On the 16th hole (new 7th hole) at East Lake, Horschel hit his tee shot into the right trees and was forced to punch out and have an approach from 94 yards. His approach from 94 yards ended up 30' 9" from the hole for par.

For the 2013-14 season, he made a combined 18 putts from outside 20 feet in 391 attempts (4.6%). However, in the prior two weeks he made a total of 13 of 71 (18.3%).

Horschel went on to make the clutch par save and go onto par the 17th & 18th holes to win the TOUR Championship and FedExCup.



Billy Horschel vs. The TOUR

PGA TOUR

2013-14 Season Statistical Profile

Stat	Entering '14 Playoffs		TOUR Avg.	'14 Playoffs		14' Playoff Field Avg.
SG: Tee-to-Green	66 th	+0.370	- - -	11 th	+1.095	- - -
SG: Off-the-Tee	29 th	+0.420	- - -	11 th	+0.683	- - -
Driving Distance	T92	289.5	288.7	13 th	302.1	291.1
Driving Accuracy Percentage	19 th	68.2%	61.3%	T60	60.7%	62.4%
Total Driving	T16	111	187	18 th	73	104
SG: Approach-the-Green	109 th	+0.010	- - -	15 th	+0.610	- - -
Greens in Regulation Percentage	7 th	69.4%	64.0%	1 st	75.8%	64.9%
Proximity to Hole	T127	36' 5"	35' 10"	T54	36' 0"	36' 1"
Rough Proximity	T181	48' 7"	43' 11"	T18	40' 8"	45' 2"
SG: Around-the-Green	132 nd	-0.059	- - -	82 nd	-0.198	- - -
Sand Save Percentage	165 th	42.6%	49.5%	T11	64.3%	48.2%
Scrambling	163 rd	53.8%	57.3%	9 th	65.6%	58.4%
SG: Putting	110 th	-0.024	- - -	4 th	+1.179	- - -
Putting Average	T143	1.802	1.782	29 th	1.728	1.759
One-Putt Percentage	174 th	34.9%	38.89	83 rd	36.9%	39.9%
3-Putt Avoidance	145 th	3.4%	3.0%	T30	2.0%	2.6%
Putts Per Round	172 nd	29.96	29.15	T67	29.29	28.92
Putting from inside 5 feet	94 th	96.5%	96.3%	2 nd	99.4%	96.5%
Putting from outside 20 feet	166 th	5.1%	7.0%	20 th	11.6%	8.0%
Average Distance of Putts made	T144	68' 10"	71' 7"	2 nd	93' 9"	76' 3"
SG: Total	79 th	+0.347	- - -	1 st	+2.275	- - -
Scoring Average	109 th	70.96	71.092	1 st	68.15	70.654
Birdie Average	T88 th	3.47	3.37	12 th	4.21	3.5
Par Breakers	70 th	20.3%	19.1%	12 th	23.8%	19.8%
Back 9 Scoring Average	T59	35.45	35.77	1 st	33.79	35.52
Par 3 Scoring Average	T82	3.06	3.08	8 th	2.93	3.06
Par 4 Scoring Average	T112	4.07	4.07	T2	3.91	4.01
Par 5 Scoring Average	T49	4.64	4.69	T5	4.53	4.77
Birdie or Better Percentage	70 th	20.3%	19.1%	12 th	23.8%	19.8%

FedExCup Playoffs
ShotLink Keys to Winning the FedExCup
2013 FedExCup Champion – Henrik Stenson



Henrik Stenson

2013 Season Summary

Events: 18
Wins: 2
Runner-ups: 3
Top 10's: 8
Top 25's: 10



Tournament	Pos	FEC Rank Thru Event
WGC-Dell Technologies Match Play	T33	T163
The Honda Classic	CUT	T169
Puerto Rico Open	T39	161 st
Arnold Palmer Inv't'l	T8	121st
Houston Open	T2	38th
Masters Tournament	T18	39 th
Wells Fargo Championship	CUT	49 th
THE PLAYERS Championship	T5	37th
Charles Schwab Challenge	T35	40 th
the Memorial Tournament	T41	40 th
U.S. Open	T21	41 st
The Open Championship	2	22nd
WGC-Bridgestone Invit'l	T2	12th
PGA Championship	3	8th
FedExCup Playoffs		
THE NORTHERN TRUST	T43	13 th
Dell Technologies Champ	WON	1st
BMW Championship	T33	2 nd
TOUR Championship	WON	1st

2013 FedExCup champion **Henrik Stenson** carded two wins (Dell Technologies Championship & TOUR Championship), three runner-up finishes, 8 top 10s and 10 top-25 finishes in his 18 starts.

2013 TOUR Championship winner Henrik Stenson ranked T1 in Greens in Regulation for the week hitting his mark 77.78% (56 of 72) of the time. This marked the third time out of the four FedExCup Playoff events where he led the field in this category.

For the 2013 FEC Playoffs, Stenson hit 218 of 288 (75.69%) Greens in Regulation ranking first among players who played in all 4 Playoff events.

Henrik Stenson played the front 9 at East Lake Golf Club at an average of 31.50, 14 under par for the week. His 14-under relative to par score was eight shots better than the next best player and over three strokes better than the field average of 34.66 per round.



Henrik Stenson vs. The TOUR

PGA TOUR

2013 Season Statistical Profile

Stat	Entering '13 Playoffs		TOUR Avg.	'13 Playoffs		13' Playoffs Avg.
SG: Tee-to-Green	4 th	+1.591	- - -	3 rd	+1.654	- - -
SG: Off-the-Tee	3 rd	+0.869	- - -	27 th	+0.431	- - -
Driving Distance	T72	290.4	287.3	35 th	292.4	285.9
Driving Accuracy Percentage	6 th	69.4%	60.6%	24 th	71.9%	66.7%
Total Driving	3 rd	78	188	10 th	59	106
SG: Approach-the-Green	11 th	+0.693	- - -	T6	+0.922	- - -
Greens in Regulation Percentage	2 nd	70.7%	64.4%	2 nd	75.7%	64.9%
Going for the Green	5 th	69.5%	47.6%	4 th	74.6%	52.1%
Approaches from 225-250 yards	T6	43' 11"	52' 10"	T33	47' 7"	51' 11"
SG: Around-the-Green	87 th	+0.028	- - -	33 rd	+0.301	- - -
Scrambling from the Rough	1 st	72.0%	55.8%	T58	58.3%	59.2%
Scrambling from 20-30 yards	2 nd	67.9%	51.8%	T83	38.5%	51.9%
SG: Putting	T106	-0.002	- - -	T48	+0.022	- - -
Putting Average	T155	1.809	1.79	22 nd	1.716	1.75
One-Putt Percentage	162 nd	35.8%	38.3%	T79	38.2%	41.0%
3-Putt Avoidance	153 rd	4.05%	3.44%	T77	3.47%	2.69%
Putts Per Round	172 nd	30.08	29.32	87 th	29.38	28.62
Putting from over 25 Feet	T61	5.8%	5.12%	91 st	2.44%	6.18%
Average Distance of Putts made	T63	72' 3"	70' 8"	T60	72' 9"	73' 9"
SG: Total	8 th	+1.588	- - -	5 th	+1.669	- - -
Scoring Average	4 th	69.36	71.11	4 th	68.927	70.83
Birdie Average	T88	3.42	3.33	2 nd	4.81	3.74
Eagles (Holes per)	4 th	108	234.7	T52	288	214.1
Par 3 Scoring Average	T37	3.04	3.08	7 th	2.89	3.03
Par 4 Scoring Average	T76	4.06	4.08	5 th	3.91	4.01
Par 5 Scoring Average	T3	4.53	4.7	T48	4.7	4.69
Birdie or Better Percentage	T68	19.9%	18.9%	T2	27.1%	21.2%

FedExCup Playoffs

ShotLink Keys to Winning the FedExCup

2012 FedExCup Champion – Brandt Snedeker



Brandt Snedeker

2012 Season Summary

Events: 22
Wins: 2
Runner-ups: 1
Top 10's: 7
Top 25's: 10



Tournament	Pos	FEC Rank Thru Event
CareerBuilder Challenge	T8	35th
Farmers Insurance Open	P1	2nd
Waste Management Phoenix Open	T50	4 th
Genesis Open	T17	5 th
WGC-Dell Technologies Match Play	T9	7th
WGC-Mexico Championship	T45	9 th
Valspar Championship	T29	9 th
Arnold Palmer Inv't'l	T63	10 th
Masters Tournament	T19	11 th
RBC Heritage	T17	10 th
THE PLAYERS Championship	CUT	16 th
the Memorial Tournament	W/D	18 th
The Greenbrier Classic	T38	26 th
The Open Championship	T3	18th
RBC Canadian Open	T34	17 th
WGC-Bridgestone Invit'l	T50	21 st
PGA Championship	CUT	23 rd
Wyndham Championship	T28	19 th
FedExCup Playoffs		
THE NORTHERN TRUST	2nd	2nd
Dell Technologies Champ	6th	4th
BMW Championship	T37	5 th
TOUR Championship	WON	1st

2012 FedExCup champion **Brandt Snedeker** carded two wins (Farmers Insurance Open & TOUR Championship, one runner-up finish, seven top 10s and 10 top-25 finishes in his 22 starts.

2012 TOUR Championship winner Brandt Snedeker was solid tee-to-green ranking eight in Total Driving, T5 for Ball Striking and second in Strokes Gained: Putting. On the greens, he outperformed the field by over six strokes with the putter (+6.524).

On the 17th hole, Snedeker hit his second shot onto the fringe 28'6" from the cup. Brandt relied on his short game in the final round only hitting 9 of 18 greens in regulation. Snedeker managed to chip in for birdie to take a four-shot lead going into the 72nd hole; where he ended up winning by three.

In the final round, Snedeker was only the fifth player to birdie the 17th hole due to the tough pin placement (front left) over a bunker with water left.



Brandt Snedeker vs. The TOUR

PGA TOUR

2012 Season Statistical Profile

Stat	Entering '12 Playoffs		TOUR Avg.	'12 Playoffs		12' Playoffs Avg.
SG: Tee-to-Green	121 st	-0.096	- - -	15 th	+0.906	- - -
SG: Off-the-Tee	171 st	-0.399	- - -	45 th	+0.100	- - -
Driving Distance	T112	288.0	289.0	T54	291.3	292.6
Driving Accuracy Percentage	127 th	58.93%	60.18%	T40	66.52%	63.94%
Total Driving	154 th	239	196	T35	94	109
SG: Approach-the-Green	92 nd	-0.399	- - -	44 th	+0.107	- - -
Greens in Regulation Percentage	136 th	62.81%	63.10%	T26	67.36%	64.72%
Approaches from 50-125 yards	T13 th	16' 9"	18' 11"	T31	16' 5"	18' 3"
Total Hole Outs	T71	8	5	T8	3	2
SG: Around-the-Green	45 th	+0.191	- - -	3 rd	+0.699	- - -
Sand Save Percentage	23 rd	55.86%	48.09%	12 th	65.52%	49.50%
Scrambling	27 th	60.96%	55.96%	4 th	67.02%	57.33%
Strokes Gained: Putting	2 nd	+0.769	- - -	6 th	+1.139	- - -
Putting Average	4 th	1.73	1.786	T11	1.706	1.767
One-Putt Percentage	1 st	44.62%	37.76%	T13	43.06%	39.22%
3-Putt Avoidance	T42	2.51%	3.14%	T7	1.39%	2.99%
Putts Per Round	T1	27.94	29.18	8 th	27.88	29.07
Putting from 10-15'	5 th	39.06%	29.58%	40 th	34.88%	31.57%
Average Distance of Putts made	2 nd	82' 8"	71' 10"	13 th	83' 6"	76' 10"
SG: Total	53 rd	+0.673	- - -	4 th	+2.045	- - -
Scoring Average	29 th	70.069	71.066	4 th	68.954	71.139
Birdie Average	T6	3.9	3.3	5 th	4.44	3.52
Par Breakers	10 th	0.2195	18.77	6 th	25.35%	20.06%
Par 3 Scoring Average	T2	2.98	3.09	T58	3.13	3.09
Par 4 Scoring Average	T51	4.05	4.09	T2	3.94	4.05
Par 5 Scoring Average	T70	4.66	4.71	T1	4.33	4.67
Birdie or Better Percentage	10 th	21.95%	18.77%	6 th	25.35%	20.06%

FedExCup Playoffs

ShotLink Keys to Winning the FedExCup

2011 FedExCup Champion – Bill Haas



Bill Haas

2011 Season Summary

Events: 26
Wins: 1
Runner-ups: 2
Top 10's: 7
Top 25's: 12



Tournament	Pos	FEC Rank Thru Event
CareerBuilder Challenge	P2	4th
Farmers Insurance Open	T9	5th
Waste Management Phoenix	T29	5 th
Genesis Open	T12	8 th
WGC-Dell Technologies Match Play	T33	10 th
WGC-Mexico Championship	T31	14 th
Valspar Championship	CUT	15 th
Arnold Palmer Inv't'l	CUT	18 th
Masters Tournament	T42	21 st
RBC Heritage	T30	22 nd
Wells Fargo Championship	4	19th
THE PLAYERS Championship	CUT	20 th
Charles Schwab Challenge	T8	19th
the Memorial Tournament	T45	20 th
U.S. Open	T23	20 th
Quicken Loans National	T34	21 st
The Open Championship	T57	22 nd
The Greenbrier Classic	P2	12th
WGC-Bridgestone Invit'l	T63	17 th
PGA Championship	T12	15 th
Wyndham Championship	CUT	15 th
FedExCup Playoffs		
THE NORTHERN TRUST	T24	18 th
Dell Technologies Champ	T61	24 th
BMW Championship	T16	25 th
TOUR Championship	P1	1st

2011 FedExCup champion **Bill Haas** carded one win (TOUR Championship), two runner-up finishes, seven top 10s and 12 top-25 finishes in his 26 starts.

2011 TOUR Championship winner Bill Haas was solid tee-to-green ranking second in Total Driving, fifth for Ball Striking and first in Strokes Gained: Putting. On the greens, he outperformed the field by over eight strokes with the putter (+8.143).

On the second playoff hole (17), Haas hit his second shot into the greenside water to the left of the 17th green and managed to successfully get the ball up and down to force another hole.

For the week, five players hit their second shots in the water on the 17th hole in regulation play and all made bogey or worse.

Haas is the only player since 2004 to successfully salvage par or better after hitting his 2nd shot in the water on the 17th hole at East Lake GC.



Bill Haas vs. The TOUR

PGA TOUR

2011 Season Statistical Profile

Stat	Entering '11 Playoffs		TOUR Avg.	'11 Playoffs		11' Playoffs Avg.
SG: Tee-to-Green	26 th	+0.898	- - -	43 rd	+0.197	- - -
SG: Off-the-Tee	9 th	+0.681	- - -	14 th	+0.428	- - -
Driving Distance	57 th	295.9	291.1	T25	299.8	295.3
Driving Accuracy Percentage	65 th	63.64%	60.91	T37	63.33%	61.50
Total Driving	13 th	122	193	12 th	62	97
SG: Approach-the-Green	T91	+0.113	- - -	80 th	-0.221	- - -
Greens in Regulation Percentage	8 th	69.62%	63.78	T39	68.52%	67.18
Approaches from 50-125 yards	T130	19' 8"	18' 10"	T12	14' 9"	19' 1"
Total Hole Outs	T14	13	6	T24	2	2
SG: Around-the-Green	73 rd	+0.103	- - -	60 th	-0.010	- - -
Sand Save Percentage	142 nd	43.17%	47.37	59 th	46.88%	51.44
Scrambling	66 th	58.91%	56.23	70 th	55.29%	59.01
SG: Putting	94 th	+0.087	- - -	23 rd	+0.460	- - -
Putting Average	T109	1.787	1.787	16 th	1.714	1.762
One-Putt Percentage	127 th	36.08%	36.46	T39	40.00%	39.22
3-Putt Avoidance	T81	2.89%	3.09	T67	3.33%	2.94
Putts Per Round	153 rd	29.61	29.23	55 th	29.13	29.02
Putting from 4-8'	64 th	69.60%	67.61	10 th	77.63%	68.58
Average Distance of Putts made	T128	70' 2"	71' 11"	T37	75' 5"	73' 9"
SG: Total	24 th	+0.984	- - -	T24	+0.657	- - -
Scoring Average	T24	70.15	71.05	T20	70.08	70.89
Birdie Average	T66	3.58	3.36	T11	4.33	3.79
Par Breakers	T60	20.49%	19.10	T12	24.44%	21.50
Par 3 Scoring Average	T100	3.08	3.09	T23	3.00	3.06
Par 4 Scoring Average	T6	4.00	4.08	T46	3.99	4.00
Par 5 Scoring Average	T26	4.60	4.70	T34	4.61	4.65
Birdie or Better Percentage	T60	20.49%	19.10	T12	24.44%	21.50

FedExCup Playoffs

ShotLink Keys to Winning the FedExCup

2010 FedExCup Champion – Jim Furyk



Jim Furyk

2010 Season Summary

Events: 21
Wins: 3
Runner-ups: 0
Thirds: 0
Top 10's: 7



Tournament	Pos	FEC Rank Thru Event
Genesis Open	T20	T97
AT&T Pebble Beach Pro-Am	T35	86
WGC-Dell Technologies Match Play	T17	70
WGC-Mexico Championship	T37	84
Valspar Championship	1	7
Arnold Palmer Inv't'l	T11	6
Masters Tournament	CUT	11
RBC Heritage	P1	2
Wells Fargo Championship	T7	2
THE PLAYERS Championship	T47	2
Charles Schwab Challenge	CUT	2
the Memorial Tournament	T10	2
U.S. Open Championship	T16	3
Quicken Loans National	T33	4
The Open Championship	CUT	5
The Greenbrier Classic	T9	3
WGC-Bridgestone Invit'l	T6	3
PGA Championship	T24	3
FedExCup Playoffs		
Dell Technologies Champ	T37	11
BMW Championship	T15	11
THE TOUR Championship	1	1

2010 FedExCup champion **Jim Furyk** is arguably one of the most consistent grinders on the PGA TOUR. He's had at least 7 top 10's in each of his last 6 seasons on TOUR dating back to 2005. In 2008 & 2009 he was a model of consistency, carding the most top 10's on TOUR without a win (20 top 10's in 49 starts over 2 years).

In 2010 **Jim Furyk's** perseverance paid off as he carded a career-high 3 wins including the Valspar Championship, the RBC Heritage, and the TOUR Championship.

Furyk is the first FedExCup champion to be ranked outside the top 5 entering the TOUR Championship (11th ranked player entering the week).



Jim Furyk vs. The TOUR

PGA TOUR


2010 Season Statistical Profile

Stat	Furyk Entering Playoffs		TOUR Avg.	Furyk in the Playoffs		Playoffs Avg.
SG: Tee-to-Green	7 th	+1.143	- - -	7 th	+1.221	- - -
SG: Off-the-Tee	T93	+0.100	- - -	22 nd	+0.350	- - -
Driving Distance	183 rd	274.7	287.0	T55	283.1	285.3
Driving Accuracy Percentage	12th	70.59%	63.47	T9	73.21%	62.83
Total Driving	T100	195	196	T7	64	104
SG: Approach-the-Green	15 th	+0.656	- - -	14 th	+0.581	- - -
Greens in Regulation Percentage	T69	67.47%	65.71	T32	65.28%	63.27
Proximity to Hole	T23	33' 6"	35' 4"	T45	34' 9"	35' 0"
Approaches from 50-125 yards	15 th	16' 3"	18' 11"	T27	15' 8"	17' 8"
SG: Around-the-Green	9 th	+0.386	- - -	33 rd	+0.290	- - -
Sand Save Percentage	164 th	41.56%	48.59	9 th	68.00%	52.68
Scrambling	25th	62.53%	57.22	12th	68.00%	60.30
SG: Putting	16 th	+0.525	- - -	63 rd	-0.074	- - -
Putting Average	T49	1.764	1.790	T64	1.787	1.771
Putts Per Round	28 th	28.79	29.39	T36	28.50	28.78
Putting from 4-8'	67 th	68.59%	67.00	T41	72.00%	69.85
Putting - Inside 10'	11 th	89.39%	87.03	13 th	89.59%	87.30
Putting from - > 25'	141st	4.29%	5.41	20th	7.41%	5.08
SG: Total	3 rd	+1.668	- - -	11 th	+1.147	- - -
Scoring Average	8th	69.89	71.16	7th	69.52	70.89
Birdie Average	T60	3.63	3.39	21 st	3.67	3.35
Par 3 Scoring Average	T22	3.01	3.07	T70	3.08	3.04
Par 4 Scoring Average	T22	4.00	4.06	T9	3.97	4.04
Par 5 Scoring Average	T127	4.72	4.71	T14	4.59	4.76

FedExCup Playoffs

ShotLink Keys to Winning the FedExCup

2009 FedExCup Champion – Tiger Woods



Tiger Woods

2009 Season Summary

Events: 17
Wins: 6
Runner-ups: 3
Thirds: 0
Top 10's: 14



Tiger Woods - 2009 Tournament Record

Tournament	Pos	FEC Rank Thru Event
WGC-Dell Technologies Match Play	T17	142 nd
WGC-Mexico Championship	T9	102 nd
Arnold Palmer Invitational	WON	12th
Masters Tournament	T6	12 th
Wells Fargo Championship	4	10 th
THE PLAYERS Championship	8	9 th
the Memorial Tournament	WON	4th
U.S. Open Championship	T6	3 rd
Quicken Loans National	WON	1st
The Open Championship	CUT	2 nd
Buick Open	WON	1st
WGC-Bridgestone Invitational	WON	1st
PGA Championship	2	1st
FedExCup Playoffs		
THE NORTHERN TRUST	T2	1st
Dell Technologies Championship	T11	2 nd
BMW Championship	WON	1st
THE TOUR Championship	2	1st

2009 FedExCup champion **Tiger Woods** got off to a great start by winning at the Arnold Palmer Invitational.

It wasn't until Tiger's win at the AT&T National that he took the top spot in the FedExCup standings.

Woods was the #1 ranked player entering the 2009 Playoffs, thanks to his 2 wins and a runner-up in his previous 3 starts on TOUR.

Tiger dropped to 2nd in the standings after a T-11 finish at the Dell Technologies Championship. He then finished 1st, 2nd to become the 2009 FedExCup Champion.



Tiger Woods vs. The TOUR

PGA TOUR

2009 Season Statistical Profile

Stat	Woods Entering the Playoffs		TOUR Avg.	Woods in the Playoffs		Playoffs Avg.
SG: Tee-to-Green	1 st	+2.271	---	1 st	+2.392	---
SG: Off-the-Tee	42 nd	+0.356	---	33 rd	+0.292	---
Driving Distance	25th	298.7	288.2	14th	297.5	286.3
Driving Accuracy Percentage	109th	62.27%	62.01	T32	70.09%	66.39
Total Driving	21st	134	---	3rd	46	---
SG: Approach-the-Green	1st	+1.273	---	1st	+1.647	---
Greens in Regulation Pct	18th	68.48%	64.18	3rd	68.40%	60.17
Going for the Green	4th	69.84%	49.27	1st	72.55%	42.88
Approaches from 150-175 yards	T22	25' 4"	27' 9"	5 th	21' 3"	27' 1"
SG: Around-the-Green	4 th	+0.642	---	16 th	+0.453	---
Sand Save Percentage	T19	57.14%	49.28	6th	74.07%	52.88
Scrambling	4th	65.52%	57.19	1st	75.82%	59.34
Scrambling from the Fringe	T1	100.00%	87.82	T1	100.00%	90.52
Scrambling from the Rough	9 th	64.58%	56.10	T16	67.86%	56.74
SG: Putting	2 nd	+0.975	---	16 th	+0.682	---
Overall Putting Average	T131	1.588	1.534	T30	1.556	1.584
3-Putt Avoidance	22 nd	2.17%	3.09	T17	1.74%	2.81
Putts Per Round	T28	28.59	29.21	T30	28.00	28.51
Putting from 4-8'	7th	75.22%	67.74	6th	83.78%	70.91
Putting - Inside 10'	3rd	90.38%	86.85	8th	90.56%	86.97
SG: Total	1 st	+3.246	---	1 st	+3.074	---
Scoring Average (Actual)	1 st	69.15	71.17	1 st	67.94	71.19
Birdie Average	3 rd	4.17	3.38	T7	4.06	3.32
Total Eagles	T41	7	5	T2	3	---
Par Breakers	2 nd	24.03%	19.19	T2	23.61%	18.88
Par 3 Scoring Average	T1	2.96	3.08	T5	2.97	3.11
Par 4 Scoring Average	T4	3.99	4.07	1 st	3.91	4.06
Par 5 Scoring Average	1st	4.44	4.69	T1	4.39	4.70
Par 5 Birdie or Better Leaders	1st	56.76%	40.32	2nd	56.82%	40.25
Birdie or Better Percentage	2nd	24.03%	19.19	T2	23.61%	18.88

FedExCup Playoffs

ShotLink Keys to Winning the FedExCup

2008 FedExCup Champion – Vijay Singh



Vijay Singh

2008 Season Summary

Events: 23
Wins: 3
Runner-ups: 2
Thirds: 1
Top 10's: 8



Vijay Singh - 2008 Tournament Record

Tournament	Pos	FEC Rank Thru Event
Sentry T of C	T12	T12
Sony Open in Hawaii	T45	22 nd
Farmers Insurance Open	T23	36 th
Waste Management Open	CUT	48 th
AT&T Pebble Beach Pro-Am	P2	11th
Genesis Open	T36	12 th
WGC-Dell Technologies Match Play	T5	11 th
Arnold Palmer Invitational	T3	8th
WGC-Mexico Championship	T2	3rd
Masters Tournament	T14	3 rd
Wells Fargo Championship	T17	5 th
THE PLAYERS Championship	CUT	5 th
FedEx St. Jude Classic	T11	8 th
U.S. Open Championship	T65	8 th
Travelers Championship	5	8th
The Open Championship	CUT	10 th
WGC-Bridgestone Invitational	Won	6th
PGA Championship	CUT	7 th
Wyndham Championship	CUT	7 th
FedExCup Playoffs		
THE NORTHERN TRUST	Won	1st
Dell Technologies Championship	Won	1st
BMW Championship	T44	1 st
TOUR Championship	T22	1 st

2008 FedExCup champion **Vijay Singh** got off to a solid start during the regular season, carding 4 top 5 finishes in his first 9 starts of the year.

Singh captured another top-5 finish at the '08 Travelers Championship before going on to win the WGC-Bridgestone Invitational at Firestone CC.

Entering the Playoffs, Singh was 7th on the points list, but quickly moved to the number one spot by winning the first 2 Playoff events en route to taking the cup.

All 3 of Vijay Singh's 2008 victories took place in his last 7 events of the FedExCup season.



Vijay Singh vs. The TOUR

PGA TOUR

2008 Season Statistical Profile

Stat	Singh Entering the Playoffs		TOUR Average	Singh in the Playoffs		Playoffs Average
SG: Tee-to-Green	1 st	+1.912	- - -	1 st	+1.767	- - -
SG: Off-the-Tee	2nd	+0.838	- - -	3rd	+0.761	- - -
Driving Distance - All Drives	9th	293.4	280.0	4th	293.9	281.5
SG: Approach-the-Green	T20	+0.617	- - -	16 th	+0.577	- - -
Greens in Regulation Percentage	15th	67.56%	62.35	T11	71.88%	66.04
Going for the Green	3 rd	67.28%	45.52	T3	68.75%	38.28
Proximity to Hole	T38	34' 3"	35' 10"	T53	34' 2"	34' 4"
Rough Proximity	19 th	40' 1"	43' 11"	T17	40' 5"	45' 8"
SG: Around-the-Green	10 th	+0.457	- - -	16 th	+0.428	- - -
Scrambling	48 th	59.12%	55.73	64 th	58.02%	58.58
SG: Putting	181st	-0.375	- - -	102nd	-0.503	- - -
Putting Average	T125	1.801	1.799	46th	1.758	1.768
Putts Per Round	T127	29.44	29.30	T79	29.63	29.15
Putting from 4-8'	196th	61.97%	67.66	57th	67.90%	67.92
Putting from - 10-15'	T124	28.70%	29.29	90 th	23.68%	31.08
Putting from - 15-20'	202nd	10.10%	17.47	63rd	17.39%	19.90
Putting from - 20-25'	168 th	8.22%	11.79	T96	.00%	12.74
Putting from - > 25'	59th	6.32%	5.34	T30	8.33%	6.02
Average Distance of Putts made	T196	66' 8"	72' 5"	78th	72' 5"	75' 10"
Birdie or Better Conversion Percentage	39 th	29.16%	27.06	63 rd	27.67%	27.98
SG: Total	6 th	+1.537	- - -	8 th	+1.263	- - -
Scoring Average (Actual)	8 th	70.55	71.75	10 th	69.19	70.40
Birdie Average	T14	3.60	3.15	T38	3.63	3.43
Round 1 Scoring Average	66 th	71.17	71.95	T25	69.25	70.52
Round 2 Scoring Average	17 th	70.39	71.94	T60	70.00	70.01
Round 3 Scoring Average	10 th	69.62	71.27	T28	69.50	70.33
Round 4 Scoring Average	T58	70.85	71.57	T3	68.00	70.86
Final Round Scoring Average	T49	70.85	71.63	T3	68.00	70.86
Par 4 Scoring Average	T12	4.04	4.10	T17	3.97	4.02
Par 5 Scoring Average	T1	4.54	4.73	3rd	4.45	4.73
Par 5 Birdie or Better Leaders	1st	50.80%	37.84	T4	55.00%	37.19
Bounce Back	145th	16.76%	17.27	T42	20.00%	18.36

FedExCup Playoffs

ShotLink Keys to Winning the FedExCup

2007 FedExCup Champion – Tiger Woods



Tiger Woods

2007 Season Summary

Events: 16
Wins: 7
Top 10's: 12
Top 25's: 15
Cuts Made: 16



Tiger Woods - 2007 Tournament Record

Tournament	Pos	FEC Rank Thru Event
Farmers Insurance Open	Won	5th
WGC-Dell Technologies Match Play	T9	6 th
Arnold Palmer Invitational	T22	7 th
WGC-Mexico Championship	Won	3rd
Masters Tournament	T2	2 nd
Wells Fargo Championship	Won	1st
THE PLAYERS Championship	T37	1 st
the Memorial Tournament	T15	1 st
U.S. Open Championship	T2	1 st
Quicken Loans National	T6	1 st
The Open Championship	T12	1 st
WGC-Bridgestone Invitational	Won	1st
PGA Championship	Won	1st
FedExCup Playoffs		
Dell Technologies Championship	T2	3 rd
BMW Championship	Won	1st
TOUR Championship	Won	1st

2007 FedExCup champion **Tiger Woods** had an exceptional 2007 season, winning 7 of the 16 events he entered for the year.

He stormed out of the gates, winning his first event of the season (Farmers Insurance Open for the 5th time – 3rd consecutive) and never looked back.

Woods took the inaugural FedExCup in fine fashion, winning the final 2 Playoff events of the season.



Tiger Woods vs. The TOUR

PGA TOUR

2007 Season Statistical Profile

Stat	Woods Entering the Playoffs		TOUR Average	Woods in the Playoffs		Playoffs Average
SG: Tee-to-Green	1 st	+2.352	---	1 st	+2.454	---
SG: Off-the-Tee	19 th	+0.497	---	3 rd	+0.952	---
Driving Distance	12th	301.9	289.0	4th	304.4	285.2
Driving Distance - All Drives	15 th	290.4	281.3	4 th	294.1	281.6
Driving Accuracy Percentage	167th	57.25%	61.82	T50	70.24%	68.34
SG: Approach-the-Green	1st	+1.591	---	1st	+1.813	---
Greens in Regulation Percentage	4th	69.68%	62.44	1st	76.39%	65.97
Going for the Green	20 th	61.06%	46.95	3 rd	86.11%	54.51
Proximity to Hole	T6	33' 1"	36' 2"	3rd	29' 10"	35' 5"
Rough Proximity	T50	42' 5"	44' 5"	11 th	36' 1"	45' 6"
Fairway Proximity	1st	28' 0"	32' 3"	3rd	26' 3"	31' 2"
Approaches from 175-200 yards	1st	25' 6"	34' 0"	T6	25' 11"	32' 2"
Approaches from > 200 yards	1st	43' 6"	52' 0"	T16	42' 3"	49' 3"
SG: Around-the-Green	39th	+0.264	---	101st	-0.311	---
Scrambling	53rd	58.78%	55.28	4th	72.55%	59.94
SG: Putting	23 rd	+0.443	---	4 th	+1.407	---
Putting Average	20th	1.761	1.800	1st	1.630	1.769
3-Putt Avoidance	T7	1.97%	3.39	T7	1.39%	3.21
Putts Per Round	T97	29.25	29.35	8th	27.67	29.06
Putting from 4-8'	150 th	65.32%	67.94	T40	71.43%	68.36
Putting - Inside 10'	92 nd	87.02%	86.86	24 th	88.83%	86.45
Putting from - > 25'	159th	4.26%	5.39	7th	14.00%	5.71
Longest Putts	74th	57' 0"	---	1st	70' 4"	---
Average Distance of Putts made	T71	74' 7"	73' 0"	3rd	96' 2"	75' 0"
SG: Total	1 st	+2.795	---	1 st	+3.860	---
Scoring Average (Actual)	1 st	69.94	71.80	1 st	65.75	70.34
Birdie Average	T25	3.54	3.17	1st	6.00	3.64
Par Breakers	16 th	20.72%	17.97	1 st	34.26%	20.68
Final Round Scoring Average	7 th	69.67	71.66	2 nd	65.33	70.42
Par 3 Birdie or Better Leaders	131st	11.17%	11.70	5th	27.08%	14.41
Par 4 Birdie or Better Leaders	T13	17.11%	14.42	3rd	27.21%	17.22
Par 5 Birdie or Better Leaders	13th	46.53%	38.51	1st	75.00%	42.61
Birdie or Better Percentage	16 th	20.72%	17.97	1 st	34.26%	20.68

Statistical Leaders 2007 - 2018 FedExCup Playoffs (thru BMW Championship)

Strokes Gained: Tee-to-Green in the Playoff



Brooks Koepka leads the TOUR in the FedExCup Playoffs this season in Strokes Gained: Tee-to-Green averaging +2.00 strokes better than the TOUR per round.

Strokes Gained: Tee-to-Green Leaders
FedExCup Playoffs This Season

	Avg	Rds
Brooks Koepka	+2.00	12
Tony Finau	+1.94	12
Billy Horschel	+1.80	8
Francesco Molinari	+1.79	6
Bryson DeChambeau	+1.69	12

Most Rounds Better than the Field
from Tee-to-Green in FedExCup Playoffs

	# of Rounds
Justin Rose	104
Jim Furyk	103
Dustin Johnson	102
Bubba Watson	101
Adam Scott	98

Justin Rose has performed better than the field from tee-to-green in 104 of his 145 career rounds in the FedExCup Playoffs marking the most of any player.

Best Performance in a Round: Jim Furyk set the FedExCup Playoffs record for best Strokes Gained: Tee-to-Green in a round when he posted his historic 59 at the 2013 BMW Championship. Furyk went 14 of 14 from the tee and missed just one green in regulation. He averaged 16 feet from the pin on all approach shots averaging 19 feet closer than the field average of 35 feet.

Strokes Gained: Tee-to-Green Leaders
FedExCup Playoffs (All-Time)

	Avg.	Rds.
Tiger Woods	+1.72	84
Patrick Cantlay	+1.39	28
Rory McIlroy	+1.38	102
Dustin Johnson	+1.29	139
Jim Furyk	+1.28	133
Jon Rahm	+1.14	26
Tyrrell Hatton	+1.10	12
Justin Thomas	+1.07	54
Adam Scott	+1.07	140

Best Strokes Gained: Tee-to-Green in a Round
FedExCup Playoffs

		Rd	Event	Avg.
2013	Jim Furyk	2nd	BMW Champ.	+7.99
2011	Phil Mickelson	3 rd	Dell Technologies	+7.33
2011	Ernie Els	2 nd	Dell Technologies	+7.11
2013	Matt Kuchar	3 rd	BMW Champ.	+6.91
2018	Ryan Palmer	Final	THE NORTHERN TRUST	+6.88

Winners from Tee-to-Green in the FedExCup Playoffs: 42 of 47 winners (89%) in the Playoffs have ranked inside the top-10 for Strokes Gained: Tee-to-Green en route to their respective victories. 2008 FedExCup champion Vijay Singh owns the best tee-to-green performance when winning a Playoff event. Singh outperformed the field by **+4.242** strokes from tee-to-green en route to his victory at the 2008 Dell Technologies Championship.

Statistical Leaders 2007 - 2018 FedExCup Playoffs (thru BMW Championship)

Off-the-Tee Leaders in the Playoffs

No one has been better Off-the-Tee than **Dustin Johnson** in the FedExCup Playoffs (min 12 rounds). On average, he's outperforming the field by +0.82 strokes per round.

Strokes Gained: Off-the-Tee Leaders FedExCup Playoffs Since 2007

	Avg.	Rds
Dustin Johnson	+0.82	139
Rory McIlroy	+0.81	102
Brett Wetterich	+0.77	14
Bubba Watson	+0.73	156
Jon Rahm	+0.73	26

*Min 12 Rds

Most Consecutive Fairways Hit FedExCup Playoffs This Season

	Best Streak
Zach Johnson	22
C.T. Pan	21
Bryson DeChambeau	21
Chesson Hadley	18
Brian Gay	18
Adam Hadwin	18

Streak Leader in 2018 Playoffs: Zach Johnson hit 22 consecutive fairways during the FedExCup Playoffs marking the most consecutive fairways hit by any player.

Strokes Gained: Off-the-Tee Leaders FedExCup Playoffs This Season

	Average	Rds	Current FEC Rank
Rory McIlroy	+1.064	8	17th
Brooks Koepka	+0.930	12	7 th
Tony Finau	+0.909	12	3 rd
Bubba Watson	+0.871	12	8 th

This season, Rory McIlroy leads the TOUR in the FedExCup Playoffs in Strokes Gained: Off-the-Tee. McIlroy is outperforming the field in the Playoffs by +1.064 strokes per round.

Most Strokes Gained: Off-the-Tee in a Round FedExCup Playoffs Since 2007

+3.12: Scott Brown outperformed the field by +3.12 strokes off-the-tee en route to an opening round 70 of the 2013 THE NORTHERN TRUST, marking the best off-the-tee performance of any player in the FedExCup Playoffs.

	Year Event Rd	Value	Score
Scott Brown	2013 THE NORTHERN TRUST 1	+3.12	70
Boo Weekley	2009 THE NORTHERN TRUST 2	+2.93	70
Hunter Mahan	2009 THE NORTHERN TRUST 2	+2.81	72
Ryan Palmer	2015 BMW Championship 1	+2.71	67
Bubba Watson	2014 BMW Championship 2	+2.68	66

Winner Notes: 27 of the 47 winners (57%) in the FedExCup Playoffs have ranked inside the top 10 for Strokes Gained: Off-the-Tee en route to their respective victories. Rory McIlroy holds the record for most Strokes Gained: Off-the-Tee (per round) by a winner in the FedExCup Playoffs. McIlroy outperformed the field by +1.65 strokes per round off-the-tee en route to victory at the 2016 TOUR Championship.

Statistical Leaders 2007 - 2018 FedExCup Playoffs (thru BMW Championship) Distance & Accuracy in the Playoffs

Averaging 301.7 yards from the tee, **Dustin Johnson** is one of only four players with a 300+ yard average driving distance (all drives) in the FedExCup Playoffs (min 16 rds). This season, **Rory McIlroy** averages 306.8 yards off the tee during the FedExCup Playoffs, 20.2 yards longer than the current Playoffs average (286.6).

**Driving Distance Leaders (All Drives)
in the Playoffs ('07 - '18 thru BMW)**

	Distance	Rounds
Dustin Johnson	301.7	139
Jon Rahm	300.5	26
J.B. Holmes	300.5	100
Rory McIlroy	300.4	102
Bubba Watson	299.8	156

*min 16 rds

**Driving Distance (All Drives) Leaders
FedExCup Playoffs This Season**

	All Drives
Rory McIlroy	306.8
Dustin Johnson	303.9
Brooks Koepka	303.6
Trey Mullinax	300.3
Bubba Watson	299.4

*Playoffs Avg: 286.6

Dustin Johnson hit a 463-yard drive on the seventh hole in the final round of 2011 Dell Technologies Championship (ball bounced on cart path). This not only the longest drive of the Playoffs but it was also the longest drive of the 2011 PGA TOUR season.

**Driving Accuracy Leaders
FedExCup Playoffs This Season**

	PCT.
Brian Gay	83.93
Chez Reavie	81.43
Ryan Armour	79.76
Brian Stuard	79.46
Henrik Stenson	78.57

Brian Gay has hit 83.93% of the fairways (141 of 168), marking the best Driving Accuracy percentage of any player in the Playoffs this season.

*Playoff Avg: 63.80

Distance by Winners: 22 of the 47 winners (47%) in the FedExCup Playoffs have ranked inside the top 10 for Driving Distance (2 measured holes) en route to their respective victories. Jason Day averaged 326.4 yards en route to victory at the 2015 THE NORTHERN TRUST marking the longest driving distance by a winner in the FedExCup Playoffs.

Accuracy by Winners: 18 of the 47 winners (38%) in the FedExCup Playoffs have ranked inside the top 10 for Driving Accuracy en route to their respective victories. Steve Stricker hit 82.1% of his fairways en route to victory at the 2007 THE NORTHERN TRUST, marking best performance by a winner in the FedExCup Playoffs.

Statistical Leaders 2007 - 2018 FedExCup Playoffs (thru BMW Championship)

Approach-the-Green in the Playoffs

Strokes Gained: Approach-the-Green Leaders
in the Playoffs ('07 - '18 thru BMW)

	Avg.	Rounds
Tiger Woods	+1.30	84
Jim Furyk	+0.92	133
Patrick Cantlay	+0.74	28
Paul Casey	+0.67	83
Henrik Stenson	+0.63	79

*Min 24 Rds

Tiger Woods outperforms the TOUR by +1.30 strokes per round on his approach shots in 84 career rounds in the FedExCup Playoffs. Tiger's Strokes Gained: Approach-the-Green performance is the best of any player in the FedExCup Playoffs (min 24 rds).

Patrick Cantlay has hit 75.4% of his greens in regulation in 28 career rounds in the FedExCup Playoffs, marking the best Greens in Regulation percentage of any player (min 26 rounds). Two-time FedExCup champion **Tiger Woods** averages 33' 5" in proximity to the hole, marking the 10th closest average of any player in the FedExCup Playoffs (min 24 rds).

Greens in Regulation Leaders
in the Playoffs ('07 - '18 BMW min 26 Rds)

		PCT.	Rds
1	Patrick Cantlay	75.4	28
2	Jon Rahm	72.4	26
3	Adam Scott	71.3	140
3	Henrik Stenson	71.3	79
5	Paul Casey	71.0	83
6	Jim Furyk	70.7	133
7	Tiger Woods	70.3	84
8	Emiliano Grillo	70.1	40
8	Billy Horschel	70.1	64
10	Patrick Cantlay	75.4	28

*Notes Past FedExCup Champions

Proximity to the Hole Leaders
in the Playoffs ('07 - '18 BMW min 24 Rds.)

		Avg.	Rds
1	Tim Clark	32' 2"	75
2	Jim Furyk	32' 6"	133
3	Heath Slocum	32' 7"	56
4	Briny Baird	32" 9"	32
4	Hideki Matsuyama	32' 9"	72
6	Lee Westwood	33' 3"	36
7	Graeme McDowell	33' 4"	43
7	Robert Allenby	33' 4"	71
7	Emiliano Grillo	33' 4"	40
10	Tiger Woods	33' 5"	84

Past FedExCup champions **Tiger Woods (2007, 2009)**, **Jim Furyk (2010)**, **Henrik Stenson (2013)** and **Billy Horschel (2014)** all rank inside the top 10 for Greens in Regulation in the FedExCup Playoffs.

Winner Notes

Strokes Gained: Approach-the-Green: 26 of the 47 winners (55%) in the FedExCup Playoffs have ranked inside the top 10 for Strokes Gained: Approach-the-Green. Vijay Singh outperformed the field by +2.782 strokes on his approach shots en route to victory at the 2008 Dell Technologies Championship, marking the best performance by a winner in the FedExCup Playoffs.

Greens in Regulation: 33 of the 47 winners (70%) in the FedExCup Playoffs have ranked inside the top 10 for Greens in Regulation en route to their respective victories. Henrik Stenson hit 84.7% of his greens in regulation en route to victory at the 2013 Dell Technologies Championship, marking the best performance by a winner in the FedExCup Playoffs.

Proximity to Hole: 18 of the 47 winners (38%) in the FedExCup Playoffs have ranked inside the top 10 for Proximity to Hole. Camilo Villegas averaged 23' 10" on his approach shots en route to victory at the 2008 BMW Championship, marking the best performance by a winner in the FedExCup Playoffs.

Statistical Leaders 2007 - 2018 FedExCup Playoffs (thru BMW Championship) Around the Greens in the Playoffs



Patrick Reed is the second best all-time in the FedExCup Playoffs (min 50 rds) for Strokes Gained: Around-the-Green. Reed gains +0.427 strokes per round from around the greens in the FedExCup Playoffs.

Strokes Gained: Around-the-Green Leaders in the Playoffs ('07 - '18 thru BMW min 50 Rds.)

	Avg.	Rounds
Aaron Baddeley	+0.449	72
Patrick Reed	+0.427	85
Brandt Snedeker	+0.401	135
Padraig Harrington	+0.348	61
Justin Rose	+0.329	145

Scrambling Leaders in the Playoffs ('07 - '18 BMW)

	PCT.	Rds
Tiger Woods	68.6	84
C.T. Pan	67.0	20
Cameron Smith	66.9	20
Patrick Cantlay	66.1	28
Jon Rahm	65.9	26

*Min 20 Rds

Tiger Woods has the best Scrambling percentage of any player in the FedExCup Playoffs (min 20 rds). Tiger has managed to salvage par in 308 of 449 total attempts (68.6%).

Scrambling Leaders FedExCup Playoffs This Season

	PCT.
Harold Varner III	81.0
Danny Lee	78.0
Rickie Fowler	76.5
Brooks Koepka	75.9
Tyrrell Hatton	74.6

*Playoffs Avg: 60.2

Winner Notes: Five winners in the Playoffs have been perfect from greenside bunkers (*more than attempts*) en route to their respective wins. **Justin Thomas** was a perfect 5 of 5 from the sand en route to winning the 2017 Dell Technologies Championship; **Phil Mickelson** went a perfect 7 for 7 from the sand at the 2007 Dell Technologies Championship; **Tiger Woods** went a perfect 9 for 9 when he won the 2009 BMW, **Jim Furyk** was a perfect 9 for 9 en route to his victory at the 2010 TOUR Championship and **Brandt Snedeker** was 100% out of the bunkers going 4 of 4 for the week at East Lake GC in 2012.

Hole-out for the 2012 Champion: On the 17th hole in 2012, Snedeker hit his 2nd shot onto the fringe 28' 6" from the cup. In 2012, Brandt relied on his short game, especially in the final round only hitting 9 of 18 greens in regulation. Snedeker managed to chip in for birdie to take a four-shot lead going into the 72nd hole; where he ended up winning by three. In the final round, Snedeker was only the 5th player to birdie the 17th hole due to the tough pin placement (front left) over a bunker with water left.

Greenside Bunker Performance at East Lake GC - 2010 FedExCup Champion

At the 2010 TOUR Championship, **Jim Furyk** was faced with an 18-yard bunker shot on the 72nd hole. In 2010, the TOUR average for sand saves from 10 to 20 yards was 54%. The average bunker shot on TOUR lands 9 feet 6 inches from the hole. Entering the week, Furyk ranked 134th on TOUR for sand saves from 10 to 20 yards with a success rate of just 49%. Jim went on to hit his bunker shot 2 feet 5 inches from the hole and clinch trophies for both the TOUR Championship and the 2010 FedExCup.


If he had missed the 2' 5" putt and gone on to lose in a playoff to Luke Donald, **Furyk** would have ended up seventh in the final FedExCup standings. The bonus money for seventh pays \$700,000 -- so it would be fair to say that the final putt was potentially worth \$9.3 million. Jim's perfect 9 for 9 was just 2 off his career high on the PGA TOUR for sand saves in an event (he went 11 for 11 at the '09 WGC-Dell Tech Match Play). No player has hit more bunkers and kept a perfect save record in the history of the TOUR Championship at East Lake.

Water Shot on 17th Hole - 2nd playoff hole - 2011 FedExCup Champion

On the 2nd playoff hole (17th), **Bill Haas** hit his 2nd shot into the greenside water to the left of the 17th green and managed to successfully get the ball up and down to force another hole. For the week, five players hit their 2nd shots in the water on the 17th hole in regulation play and all made bogey or worse. Since 2004, Haas is the only player to successfully salvage par or better after hitting his 2nd shot in the water on the 17th hole at East Lake GC.

Winners: Ranked Inside Top 10 in Scrambling: **29 of 47** / Winner Ranked Inside Top 10 in SG: Around-the-Green: **18 of 47**

Statistical Leaders 2007 - 2018 FedExCup Playoffs (thru BMW Championship) On the Greens in the Playoffs



Jason Day ranks second all-time in the FedExCup Playoffs for Strokes Gained: Putting outperforming the field by +0.70 strokes per round on the greens.

Winners: 31 of 47 winners (66%) have ranked inside the top 10 for SG: Putting en route to victory in the FedExCup Playoffs.

**Strokes Gained: Putting Leaders
in the Playoffs ('07 - '18 BMW min 50 Rds)**

	Avg.	Rd
Daniel Summerhays	+0.82	50
Jason Day	+0.70	142
Luke Donald	+0.68	119
Charlie Wi	+0.59	57
Brian Gay	+0.55	78



Justin Thomas ranks 4th all-time in the Playoffs for fewest putts per round. On average, Thomas takes 28.07 putts per round in the history of the FedExCup Playoffs.

Winners: 30 of 47 winners (64%) have ranked inside the top 10 for Putts Per Round en route to victory in the Playoffs.

**Putts Per Round Leaders
in the Playoffs ('07 - '18 BMW min 50 Rds)**

	Avg.	Rds
Patrick Reed	27.81	85
Brian Gay	27.82	78
Jason Day	27.90	142
Justin Thomas	28.07	54
Jordan Spieth	28.14	88



Jordan Spieth ranks first all-time in the FedExCup Playoffs for most feet of putts made per round. In his 88 rounds, he's averaging just over 83 feet of putts made per round.

Winners: 21 of 47 winners (45%) have ranked inside the top 10 for Feet of Putts Made per Round en route to victory in the FedExCup Playoffs.

**Feet of Putts Made per Round Leaders
in the Playoffs ('07 - '18 BMW min 50 Rds.)**

	Avg.	Rds
Jordan Spieth	83' 3"	88
Daniel Summerhays	82' 11"	50
Billy Horschel	81' 10"	64
Charlie Wi	81' 6"	57
Camilo Villegas	81' 5"	98

Statistical Leaders 2007 - 2018 FedExCup Playoffs (thru BMW Championship) On the Greens by Distance in the Playoffs

Patrick Reed ranks first in the Playoffs when putting inside five feet. In his 85 rounds in the Playoffs, he's converted 1,123 of 1,141 putts inside 5 feet (98.42%).

Putting Inside 5 Feet



Putting Inside 5 Feet Leaders in the Playoffs ('07 - '18 BMW min 50 Rds.)

	PCT.	Rds
Patrick Reed	98.42	85
Daniel Summerhays	98.37	50
Kevin Kisner	98.01	62
Jason Day	97.87	142
Daniel Berger	97.81	54

Winners Inside 5 Feet:

18 of 46 winners (39%) in the Playoffs have gone the entire week without missing a putt inside five feet in their respective victories.

Jason Day ranks first in the Playoffs when putting from 5 to 10 feet. In his 142 rounds, he's converted 389 of 596 putts from 5 to 10' (65.27%).

Putting 5 to 10 Feet



Putting 5 to 10 Feet Leaders in the Playoffs ('07 - '18 BMW min 50 Rds.)

	PCT.	Rds
Jason Day	65.27	142
Russell Henley	65.20	64
Johnson Wagner	65.09	52
Kevin Kisner	64.96	62
David Hearn	64.57	57

Jason Dufner ranks 1st when putting from 10 to 15 feet in the Playoffs. In his 114 rounds of the Playoffs, Dufner has converted 122 of 308 attempts when putting from 10 to 15 feet (39.61%).

Putting 10 to 15 Feet



Putting 10 to 15 Feet Leaders in the Playoffs ('07 - '18 BMW min 50 Rds.)

	%	Rds
Jason Dufner	39.61	114
Luke Donald	38.34	119
Justin Leonard	38.03	54
Andres Romero	37.59	50
George McNeill	36.91	56

Winners Outside 10': 19 of 47 winners (40%) in the FedExCup Playoffs have made 10 or more putts from beyond 10 feet en route to their respective victories.

Statistical Leaders 2007 - 2018 FedExCup Playoffs (thru BMW Championship) On the Greens by Distance in the Playoffs

Jordan Spieth ranks fourth in the Playoffs when putting from 15 to 20 feet. In his 88 rounds of the Playoffs, he's made 50 of 180 putts from 15' to 20' (27.78%).

Putting 15 to 20 Feet



Putting 15 to 20 Feet Leaders in the Playoffs ('07 - '18 BMW min 50 Rds)

	PCT.	Rds
Daniel Summerhays	29.90	50
Charlie Wi	27.93	57
Brian Davis	27.82	70
Jordan Spieth	27.78	88
Charl Schwartzel	25.81	80

Brian Gay ranks third all-time in the Playoffs when putting from 20 to 25 feet. In his 78 career rounds of the Playoffs, he's made 20 of 94 putts from 20 to 25 feet (21.28%).

Putting 20 to 25 Feet



Putting 20 to 25 Feet Leaders in the Playoffs ('07 - '18 BMW min 50 Rds)

	PCT.	Rds
Daniel Summerhays	23.19	50
Jonathan Byrd	21.35	63
Brian Gay	21.28	78
Kevin Na	21.20	120
Kevin Streelman	19.12	105

Justin Thomas (2017 FedExCup champion) ranks third in the Playoffs when putting from outside 25 feet in the Playoffs. In 54 career rounds of the Playoffs, Thomas has converted 9.84% of putts from this distance (19 of 193).

Putting Outside 25 Feet



Putting Outside 25 Feet Leaders in the Playoffs ('07 - '18 BMW min 50 Rds)

	PCT.	Rds
Camilo Villegas	10.60	98
Brooks Koepka	10.33	52
Justin Thomas	9.84	54
Steve Marino	8.30	53
Brian Gay	8.14	78

Statistical Leaders 2007 - 2018 FedExCup Playoffs (thru BMW Championship) Scoring in the Playoffs

Tiger Woods has the lowest stroke average all-time in the FedExCup Playoffs (min 30 rds). 48 of Tiger's 84 career rounds in the Playoffs have been 68 or better (57%).

Stroke Average Leaders FedExCup Playoffs (Min 30 Rds)

	Avg.	Rds
Tiger Woods	68.32	84
Justin Thomas	68.89	54
Paul Casey	69.00	83
Jordan Spieth	69.05	88
Jim Furyk	69.10	133
Jason Day	69.17	142
Sergio Garcia	69.24	119
Steve Stricker	69.33	115
Dustin Johnson	69.33	139
Rory McIlroy	69.34	102

Scoring to Par Leaders in the Playoffs ('07 - '18 BMW)

	Score to Par	Holes Played
Jason Day	-225	2,556
Jim Furyk	-217	2,394
Tiger Woods	-209	1,512
Justin Rose	-197	2,610
Dustin Johnson	-196	2,502

Jason Day is 225-under par in his 2,556 career holes played in the Playoffs, marking the lowest cumulative score to par of any player.

No one has played the par 5s in the Playoffs better than **Bubba Watson**. Bubba is 178-under par on the par 5s in the FedExCup Playoffs, two shots better than Jason Day.

Jon Rahm and **Arron Oberholser** are each 12-under par on the par-3s in their FedExCup Playoffs career, best par 3 performance of any player. **Tiger Woods** is 60-under par on the par-4s in 940 par 4s played in the FedExCup Playoffs. Tiger's par 4 performance is the best of any player in the Playoffs.

Par 3 Scoring Leaders in the Playoffs ('07 - '18 BMW)

	RTP
Arron Oberholser	-12
Jon Rahm	-12
Tiger Woods	-11
Tom Gillis	-8
Beau Hossler	-8
Keegan Bradley	-8

Par 4 Scoring Leaders in the Playoffs ('07 - '18 BMW)

	RTP
Tiger Woods	-60
Jim Furyk	-57
Justin Thomas	-57
Sergio Garcia	-56
Justin Rose	-48
Rory McIlroy	-47

Par 5 Scoring Leaders in the Playoffs ('07 - '18 BMW)

	RTP
Bubba Watson	-178
Jason Day	-176
Dustin Johnson	-175
Phil Mickelson	-175
Steve Stricker	-166
Adam Scott	-164

Birdie Average Leaders in the Playoffs ('07 - '18 BMW)

	Avg	Rds
Bryson DeChambeau	4.64	22
Tiger Woods	4.50	84
Jon Rahm	4.38	26
Jordan Spieth	4.31	88
Justin Thomas	4.24	54

*min 22 Rds

Two-time FedExCup champion **Tiger Woods** ranks second all-time for birdie average in the FedExCup Playoffs (min 22 rds).

Bogey+ Average Leaders in the Playoffs ('07 - '18 BMW)

	Avg.	Rds.
Patrick Cantlay	1.82	28
Tiger Woods	1.96	84
Bryson DeChambeau	2.09	22
Jim Furyk	2.28	133
Xander Schauffele	2.31	26

*min 22 Rds