


## 2018 Valspar Championship Broadcast Window & Pre-Tournament Notes



### ShotLink Keys to Victory for Adam Hadwin

Adam Hadwin picked up his first victory in his 78<sup>th</sup> career start on the PGA TOUR moving from 15<sup>th</sup> to fourth in the FedExCup standings marking the first time he moved into the top-five in his FedExCup career. Hadwin's win marked the first time since 2007 (Mike Weir & Stephen Ames) where two different Canadian players have PGA TOUR wins in the same season.

#### Strokes Gained Statistics Adam Hadwin vs. The Field

Category	Rank	Average
Off-the-Tee	47 <sup>th</sup>	-0.038
<b>Approach-the-Green</b>	<b>2<sup>nd</sup></b>	<b>+2.045</b>
Around-the-Green	25 <sup>th</sup>	+0.280
<b>Putting</b>	<b>4<sup>th</sup></b>	<b>+1.716</b>
Total	1 <sup>st</sup>	+4.003

94% of Adam's total strokes gained for the week came from his approach shot and putting performance where ranked second and fourth respectively.

**Second Best Approach-the-Green Performance of Career:** Adam Hadwin outperformed the field by over two strokes per round with his approach game ranking second in the field. The marks his second-best week on the PGA TOUR with his irons (2011 RBC Canadian Open ranked first for Strokes Gained: Approach-the-Green outperforming field by +2.095).

#### 2017 Valspar Championship Adam Hadwin vs. The Field – Approach Shots

Stat	Rank	Value	Field
Greens in Regulation Percentage	<b>T5</b>	70.83%	58.79
Proximity to Hole	<b>5<sup>th</sup></b>	29' 11"	36' 8"
Fairway Proximity	<b>3<sup>rd</sup></b>	27' 0"	33' 8"
Approaches from 125-150 yards	<b>5<sup>th</sup></b>	15' 7"	23' 4"
Approaches from 175-200 yards	<b>7<sup>th</sup></b>	26' 8"	33' 11"

Hadwin was dialed-in with the irons ranking inside the top-10 in several approach shot categories for the week.

**Over 400 Feet of Putts:** Hadwin converted a field leading 422' 11" of putts for the week including two from outside of 50 feet on the weekend. He was the first winner to convert over 400 feet of putts in a four-round event since Jordan Spieth won the 2016 DEAN & DELUCA converting 431 feet of putts.

#### Most Total Feet of Putts Made 2017 Valspar Championship

Rank	Player	Total
<b>1</b>	<b>Adam Hadwin</b>	<b>422' 11"</b>
2	Alex Cejka	411' 9"
3	Keith Mitchell	390' 11"
4	Russell Henley	355' 10"
5	Jonas Blixt	353' 7"

## Course & Hole Statistics

### Innisbrook Resort & Golf Club (Copperhead Course)

#### Toughest Finishing 3 Holes PGA TOUR Last Season

Holes	Course	Total RTP
16,17,18	Quail Hollow-PGA Championship	+1.063
16,17,18	Muirfield Village GC	+0.831
16,17,18	Augusta National GC	+0.575
<b>16,17,18</b>	<b>Innisbrook Resort (Copperhead)</b>	<b>+0.472</b>
16,17,18	Glen Oaks Club	+0.456

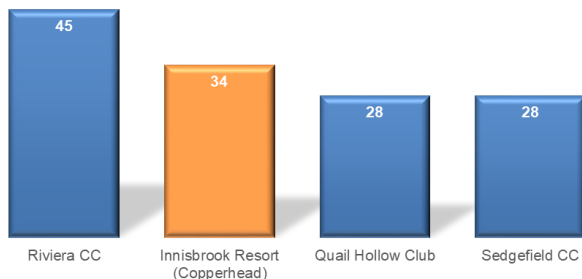
**+0.472:** Last season, the final three holes at Innisbrook Resort (Copperhead) played as the fourth toughest finishing three holes on TOUR (+0.472).

#### Courses with the Shortest Drives (All Drives) PGA TOUR Last Season

Last season, players averaged 273.6 yards from the tee on all drives at Innisbrook Resort (Copperhead), ranking as the 4<sup>th</sup> shortest average drive of any course.

Rank	Course	All Drives
1	Pebble Beach GL	264.9
2	Stadium Course	272.8
3	Harbour Town GL	273.4
<b>4</b>	<b>Innisbrook Resort (Copperhead)</b>	<b>273.6</b>
5	PGA National (Champion)	275.8

#### Total 3-Putts Inside 5 Feet PGA TOUR 2011-2017



Since 2011, Innisbrook Resort (Copperhead) has the second-most total 3-putts from inside five feet on TOUR (34).

#### Most Total 3-Putts Inside 5 Feet PGA TOUR 2011-2017

Course	3-Putts
Riviera CC	45
<b>Innisbrook Resort (Copperhead)</b>	<b>34</b>
Quail Hollow Club	28
Sedgefield CC	28

Since 2011, there have been six three-putts from inside of five feet on the ninth hole at Innisbrook Resort (Copperhead) course, most of any hole on TOUR in this span.

#### Holes with Most Total 3-Putts from Inside 5 Feet PGA TOUR 2011-2017

Course	Hole	# of 3-Putts
<b>Innisbrook Resort (Copperhead)</b>	<b>9</b>	<b>6</b>
Riviera CC	1	5
Muirfield Village GC	15	5

**5<sup>th</sup> Hole Par 5 Innisbrook Resort (Copperhead)**  
**PGA TOUR Last Season**

Stat	Rank	Value
Par 5s GFG Percentage	5 <sup>th</sup>	13.49
<b>Par 5s GFG - Hit Green %</b>	<b>1<sup>st</sup></b>	<b>0.0</b>
<b>Par 5s GFG - Birdie or Better %</b>	<b>T2</b>	<b>32.14</b>
<b>Par 5 Scoring Average</b>	<b>14<sup>th</sup></b>	<b>4.939</b>

The par 5, 5<sup>th</sup> hole at Innisbrook played as the 14<sup>th</sup> toughest par 5 on TOUR last season at 4.939. Playing at 605 yards, the 5<sup>th</sup> hole ranked fifth in Par 5 Going for the Green Percentage (13.49%) and ranked as the toughest par 5 to hit the green when going for it (0.0%)

**Par 5s with the Lowest Going for the Green %**  
**PGA TOUR Last Season**

Rank	Course	Hole	%
1	TPC Deere Run	10	6.06
2	Firestone CC (South)	16	6.91
3	Eagle Point Golf Club	4	10.85
4	GC of Houston	15	13.21
<b>5</b>	<b>Innisbrook Resort (Copperhead)</b>	<b>5</b>	<b>13.49</b>

**Par 5s with the Lowest GFG - Hit Green %**  
**PGA TOUR Last Season**

Rank	Course	Hole	%
<b>1</b>	<b>Innisbrook Resort (Copperhead)</b>	<b>5</b>	<b>0.0</b>
2	TPC Boston	7	1.39
3	Eagle Point Golf Club	4	2.0
4	Stadium Course	11	2.56
5	The Old White TPC	17	4.46

**Par 5s with the Lowest GFG - Birdie or Better %**  
**PGA TOUR Last Season**

Rank	Course	Hole	Yards	%
1	Eagle Point Golf Club	18	580	30.65
<b>2</b>	<b>Innisbrook Resort (Copperhead)</b>	<b>5</b>	<b>605</b>	<b>32.14</b>
2	TPC Deere Run	10	596	32.14
4	GC of Houston	4	566	34.26
5	Harbour Town GL	15	588	35.53

## FedExCup Storylines

10 of the last 11 winners of the Valspar Championship have qualified for the TOUR Championship the year they won this event. Two past winners of the Valspar Championship went on to win the FedExCup the year they won this event: Jim Furyk (2010) & Jordan Spieth (2015).

### Valspar Championship Winners FedExCup Finishes Since 2007

Year	Past Champion	FEC Finish
2017	Hadwin, Adam	26 <sup>th</sup>
2016	Schwartzel, Charl	25 <sup>th</sup>
<b>2015</b>	<b>Spieth, Jordan</b>	<b>1<sup>st</sup></b>
2014	Senden, John	23 <sup>rd</sup>
2013	Streelman, Kevin	25 <sup>th</sup>
2012	Donald, Luke	9 <sup>th</sup>
2011	Woodland, Gary	17 <sup>th</sup>
<b>2010</b>	<b>Furyk, Jim</b>	<b>1<sup>st</sup></b>
2009	Goosen, Retief	18 <sup>th</sup>
2008	O'Hair, Sean	75 <sup>th</sup>
2007	Calcavecchia, Mark	8 <sup>th</sup>

### Past Valspar Championship Winners to Win FedExCup in Same Season



**Jim Furyk**  
2010



**Jordan Spieth**  
2015

### Events\* with the Most Past Champions Advancing to the TOUR Championship (since 2007)

Event	# of Winners
Sentry Tourn. of Champions	10
<b>Valspar Championship</b>	<b>10</b>
WGC-Mexico Championship	10
DEAN & DELUCA Invitational	10
the Memorial Tournament	10
WGC-Bridgestone Invitational	10

\*Does not include FedExCup Playoff events

Since 2007, the Valspar Championship has the t-most champions who have advanced to the TOUR Championship. The Valspar Championship is one of six events on TOUR that have 10 defending champions advancing to the TOUR Championship.

The Valspar Championship is one of three events on TOUR that have the last nine consecutive past champions qualify for the season ending TOUR Championship.

### Longest Active Streaks of Past Champions\* Advancing to TOUR Championship on PGA TOUR

Event	Seasons
<b>Valspar Championship</b>	<b>9</b>
<b>WGC-Mexico Championship</b>	<b>9</b>
<b>Sentry Tourn. of Champions</b>	<b>9</b>
PGA Championship	7
WGC-Dell Technologies Match Play	7

\*Does not include FedExCup Playoff winners

### Age Group of Winners Breakdown Valspar Championship Since 2000

Age Group	# of Players	%
20s	5	29.41
<b>30s</b>	<b>8</b>	<b>47.06</b>
40s	4	23.53
Total Wins	17	

Since 2000, 47.06% (8 of 17) of the Valspar Championships have been won by players in their 30s.

## Broadcast Window Notes

### 2018 Valspar Championship *(featured groups)*

#### Tiger Woods

The two-time FedExCup champion (2007 & 2009), Tiger Woods is set to make his Valspar Championship tournament debut. Woods has 79 career PGA TOUR victories at 25 different events on TOUR. 43 of Tiger's 79 PGA TOUR victories (54.4%) have come in three states: Florida, California and Ohio.

#### Tiger Woods Most Wins by State

State	# of Wins
Florida	16
California	14
Ohio	13

Tiger has recorded 16 TOUR wins in the state of Florida, most of any state. His 16 wins in Florida is seven more than the next two players combined.

#### Most Wins in State of Florida PGA TOUR Since 1996

Player	# of Starts
Woods, Tiger	16
Els, Ernie	5
Singh, Vijay	4

In 40 different events played as a professional on the PGA TOUR, Tiger Woods has won nine times (22.5%) when making his tournament debut.

#### Tiger Woods Finishes in PGA TOUR Tournament Debuts

Category	# of Events	%
Wins	9	22.5%
Top-10s	26	65.0%
Top-25s	33	82.5%
Total Events	40	

*\*Professional Starts*

#### Tiger Woods FedExCup Movement Since Farmers Insurance Open

Event	Evt Finish	Rank
After Farmers Insurance Open	T23	166 <sup>th</sup>
After Genesis Open	MC	179 <sup>th</sup>
After The Honda Classic	12 <sup>th</sup>	130 <sup>th</sup>

Woods ranked 166<sup>th</sup> in the FedExCup standings following a T23 finish at the Farmers Insurance Open and moved to 130<sup>th</sup> after a 12<sup>th</sup> place finish at the Honda Classic. Tiger currently ranks 132<sup>nd</sup> in the FedExCup standings.

*\*Ranked: 132<sup>nd</sup> entering this week*

#### Off the Tee Tiger Woods vs. 2018 Honda Classic Field

Stat	Woods	Field Avg.
Driving Distance	318.9 (1 <sup>st</sup> )	294.1
Club Head Speed	126.25 (1 <sup>st</sup> )	114.22

Tiger Woods led the field in Driving Distance (318.9) and Club Head Speed (126.25), averaging 14.8 yards longer and 12.03 mph faster than the field average.

Woods ranked inside the top-15 in several Approach the Green statistics. Tiger was dialed in on his approach game performance leading the field in Proximity to the Hole (29' 3"), averaging nine feet closer than the field average (38' 3").

#### Tiger Woods Approach Shots vs. 2018 Honda Classic Field

Stat	Woods Rank	Woods Value	Field Avg
SG: Approach-the-Green	15 <sup>th</sup>	+1.119	- - -
Greens in Regulation Pct.	T10	66.67%	57.05
Proximity to Hole	1 <sup>st</sup>	29' 3"	38' 3"
Rough Proximity	4 <sup>th</sup>	35' 1"	48' 1"
Fairway Proximity	2 <sup>nd</sup>	26' 7"	34' 3"

#### Performance on Par 4s

##### Tiger Woods vs. 2018 Honda Classic Field

Stat	Woods	Field Avg.
Scoring Average	3.88 (T1)	4.12
Birdie or Better %	22.92% (T4)	13.24
Performance	-6 (T1)	E

For the week, Tiger Woods made birdie or better on 11 of 48 (22.92%) par 4s played at PGA National (Champion) course, ranking t-fourth in the field. Woods ranked co-led the field in Par 4 Scoring Average (3.88) and Par 4 Performance (-6).



### Jordan Spieth

The 2015 FedExCup Champion and winner of the Valspar Championship, Jordan Spieth is set to make his fifth start at this event. Spieth is one of only two winners of the Valspar Championship to win the FedExCup in the same season (Furyk -2010).

#### Past FedExCup Champions Featured Grouping



Player	Tiger Woods	Henrik Stenson	Jordan Spieth
Year(s) won	2007 & 2009	2013	2015


#### Jordan Spieth Around the Greens vs. PGA TOUR This Season

Stat	Spieth Rank	Spieth Value	TOUR Avg
SG: Around-the-Green	4 <sup>th</sup>	+0.567	---
Scrambling	2 <sup>nd</sup>	70.18%	57.59
Scrambling from the Rough	5 <sup>th</sup>	73.91%	57.49
Scrambling from 10-20 yds	3 <sup>rd</sup>	78.26%	62.70

This season, Jordan Spieth has been solid around the greens, ranking fourth in SG: Around-the-Green. Spieth has outperformed the TOUR by +0.567 strokes per round around the green and has managed to salvage par 70.18% (80 of 114) when missing the green (2<sup>nd</sup>).

**26.05%:** Since the start of the 2014-15 PGA TOUR season, Jordan Spieth has a Bounce Back percentage of 26.05%. Spieth manages to make a birdie or better on the next hole following a bogey or worse on 155 of 595 holes (26.05%), third-best bounce back percentage of any player (min 300 holes).

#### Best Bounce Back Percentage PGA TOUR Since Start of 2014-15 PGA TOUR Season



Koepka, Brooks	Rahm, Jon	Spieth, Jordan
27.68%	26.08%	26.05%

*\*min 300 holes*

**62 Birdies:** Since 2013, Jordan Spieth has made 62 total birdies on Innisbrook Resort (Copperhead) course, second most of any player (Dufner - 69).

#### Jordan Spieth Career on The Snake Pit (Holes 16-18)

Stat	16 Par 4	17 Par 3	18 Par 4
Score to Par*	+4	-1	-1
Greens in Reg.	7 of 16 (43.8%)	7 of 16 (43.8%)	8 of 16 (50.0%)

*\*Rest of Course: -17*

### Henrik Stenson

2013 FedExCup champion, Henrik Stenson is set to make his fourth start at the Valspar Championship. Stenson has finished fourth (2015), T11 (2016) and T7 (2017) in his only three Valspar Championship appearances.

Since 2015, Stenson has been consistent from tee to green at Innisbrook Resort (Copperhead) course, ranking inside the top 20 in Strokes Gained: Tee-to-Green and Approach-the-Green in all three events. Stenson has ranked inside the top-10 in Strokes Gained: Putting in both of his top-10 finishes at this event (2015 & 2017).

### Henrik Stenson Key Strokes Gained Stats Valspar Championship Last 3 Seasons

Stat	2015	2016	2017
Tee-to-Green	13 <sup>th</sup>	3 <sup>rd</sup>	16 <sup>th</sup>
Approach-the-Green	16 <sup>th</sup>	7 <sup>th</sup>	18 <sup>th</sup>
Putting	5 <sup>th</sup>	67 <sup>th</sup>	9 <sup>th</sup>
<b>Event Finish</b>	<b>4<sup>th</sup></b>	<b>T11</b>	<b>T7</b>

### Most Rounds Inside Top-10 of Leaderboard Valspar Championship Since 2015

Player	# of Times	%
<b>Stenson, Henrik</b>	<b>9</b>	<b>75.0%</b>
Moore, Ryan	7	58.3%
Howell III, Charles	6	50.0%

*\*Entering This Week*

Since 2015, Stenson has finished inside the top-10 of the leaderboard in nine of 12 rounds at the Valspar Championship, most of any player.

### Henrik Stenson Clubs Selection Off the Tee at Innisbrook Since 2015

Club	# of Tee Shots	%
Driver	17	10.9%
<b>Fairway Woods</b>	<b>95</b>	<b>60.9%</b>
Iron	44	28.2%
<b>Total Shots</b>	<b>156</b>	

Since 2015, Henrik Stenson has chosen to hit a fairway wood on 60.9% (95 of 156) on the par 4s and 5s at Innisbrook Resort (Copperhead) course.

### Best Scoring Average Valspar Championship (min 12 rounds)

Henrik Stenson's 69.50 scoring average at the Valspar championship is the best of any player at this event (min 12 rds).



Player	Stenson, Henrik	Furyk, Jim	Spieth, Jordan	Garcia, Sergio	Rose, Justin
Scoring Avg.	<b>69.50</b>	70.03	70.06	70.20	70.32

### Henrik Stenson Career on The Snake Pit (Holes 16-18)

Stat	16 Par 4	17 Par 3	18 Par 4
Score to Par*	+2	Even	-1
Greens in Reg.	8 of 12 (66.7%)	8 of 12 (66.7%)	9 of 12 (75.0%)

*\*Rest of Course: -19*

### Adam Hadwin

Defending champion, Adam Hadwin is set to make his fourth start at the Valspar Championship. Hadwin currently ranks 35<sup>th</sup> in the FedExCup standings on the strength of three top-10s and nine cuts made.

This season, Adam Hadwin is one of four players with nine or more starts to make the cut in every tournament.

#### 100.0% Cuts Made PGA TOUR This Season (Min 9 Starts)

Player	Starts	Player	Starts
Reavie, Chez	11	<b>Hadwin, Adam</b>	<b>9</b>
Streelman, Kevin	10	Hahn, James	9

#### Adam Hadwin First 5 Rds vs. Last 5 Rds at Innisbrook

Stat	First 5	Last 5
Rounds Under Par	1	<b>4</b>
Birdie Average	8.2	<b>3.5</b>
Score to Par	+18	<b>-16</b>

In his last five rounds at Innisbrook Resort (Copperhead) course, Adam Hadwin has played four of five rounds under par for a combined score to par of -16 and a birdie average of 3.5. In his first five round at this event, he was +18 and only one round under par.

#### Adam Hadwin - First 20 Rds vs. Last 16 Rds PGA TOUR This Season

Stat	First 20	Last 16
Rounds 66 or Better	1	<b>4</b>
Rounds Over Par	8	<b>3</b>
Score to Par	-7	<b>-23</b>

Adam Hadwin has recorded four rounds of 66 or better and is a combined 23-under in his last 16 rounds on TOUR. In his first 20 rounds this season, Hadwin had only one round of 66 or better (Rd 1- CareerBuilder) and was a combined seven-under par.

#### Adam Hadwin Most Feet of Putts Made in an Event PGA TOUR Career

Year	Event	Total
2015	Fort Worth Invitational	431' 6"
<b>2017</b>	<b>Valspar Championship</b>	<b>422' 11"</b>
2014	Shriners Hospitals	390' 4"
2014	Sanderson Farms Championship	376' 3"
2015	RBC Canadian Open	354' 8"

Adam Hadwin made 422' 11" feet of putts at Innisbrook Resort (Copperhead) course, marking his second-most total feet of putts made in a PGA TOUR event.

In 10 rounds on The Snake Pit, Hadwin is a combined nine-over par, 16 shots higher than the rest of the course (-7).

#### Adam Hadwin Career on The Snake Pit (Holes 16-18)

Stat	16 Par 4	17 Par 3	18 Par 4
Score to Par*	+8	+1	Even
Greens in Reg.	2 of 10 (20.0%)	4 of 10 (40.0%)	6 of 10 (60.0%)

\*Rest of Course: -7



### Charl Schwartzel

2016 winner of the Valspar Championship, Charl Schwartzel is set to make his fourth start at this event. Charl Schwartzel is a combined 16-under par at Innisbrook Resort (Copperhead) course in the last two seasons, best of any a player.

#### Par 5 Performance

##### Charl Schwartzel vs. 2016 Valspar Field

**Best in Field on Par 5s:** Schwartzel led the field in Par 5 birdie or better percentage en route to victory at the 2016 Valspar Championship, marking his fifth and most recent time in his PGA TOUR career to lead in this category.

Category	Schwartzel	Field Avg.
Scoring Average	<b>4.44 (T1)</b>	4.84
Birdie or Better %	<b>62.5% (1<sup>st</sup>)</b>	29.4%
Score to Par	<b>-9 (T1)</b>	-2

#### Charl Schwartzel Career on The Snake Pit (Holes 16-18)

Stat	16 Par 4	17 Par 3	18 Par 4
Score to Par*	+1	-2	+1
Greens in Reg.	4 of 10 (40.0%)	4 of 10 (40.0%)	6 of 10 (60.0%)

\*Rest of Course: -9

### Tony Finau

Tony Finau is set to make his fourth appearance at the Valspar Championship, finishing fifth at this event last season. Finau currently ranks seventh in the FedExCup standings on the strength of three top-10s and five top-25 finishes.

#### Highest Ranked Player in FedExCup Without a Win This Season

Player	Rank*
<b>Tony Finau</b>	<b>7<sup>th</sup></b>
Chez Reavie	10 <sup>th</sup>
Brian Harman	13 <sup>th</sup>
Chesson Hadley	17 <sup>th</sup>
Alex Noren	18 <sup>th</sup>

\*Entering This Week

#### Tony Finau

##### Career on The Snake Pit (Holes 16-18)

Stat	16 Par 4	17 Par 3	18 Par 4
Score to Par*	+3	-1	-1
Greens in Reg.	6 of 8 (75.0%)	4 of 8 (50.0%)	7 of 8 (87.5%)

\*Rest of Course: +1

#### Tony Finau - Off the Tee vs. On the Greens PGA TOUR This Season

Stat	Rank	Value
SG: Tee-to-Green	<b>7<sup>th</sup></b>	+1.673
Driving Distance	<b>1<sup>st</sup></b>	323.7
Going for the Green	<b>16<sup>th</sup></b>	73.08%
SG: Putting	<b>124<sup>th</sup></b>	-0.085
One-Putt Percentage	<b>T111</b>	38.24%
Avg. Distance of Putts Made	<b>T166</b>	67' 8"

This season, Tony Finau is one of the longest players on TOUR off the tee, however he has struggled on the greens. Finau leads the TOUR in Driving Distance, averaging 323.7 yards from the tee (two measured holes), however makes an average of 67' 8" of putts per round, ranking T166 in Average Distance of Putts Made.

## Gary Woodland

2011 winner of the Valspar Championship, Gary Woodland is set to make his eighth start at this event. Woodland currently ranks 12<sup>th</sup> in the FedExCup standings on the strength of two top-10s, including a win at Waste Management Phoenix Open and four top-25 finishes.

### Gary Woodland

#### Rank Thru Week #16 vs. FEC Finish

Year	Rank Thru #16	FEC Finish
This Season	12 <sup>th</sup>	??
Last Season	9 <sup>th</sup>	28 <sup>th</sup>
2013-14	19 <sup>th</sup>	22 <sup>nd</sup>
2011	5 <sup>th</sup>	17 <sup>th</sup>

Gary Woodland has ranked inside the top-30 of the FedExCup standings through week #16 of the season four times. Woodland has qualified for the TOUR Championship in each of the previous three seasons when inside the top-30 of the standings at this point during the season.

Woodland is seeking to qualify for the TOUR Championship for the sixth season since 2010.

### Gary Woodland

#### First 10 vs. Last 14 Rds at Valspar Championship

Stat	First 10 Rds	Last 14 Rds
Rounds Par or Better	9	7
Rounds Over Par	1	7
Score to Par	-18	+11
Scoring Average	69.2	71.8

In his first 10 rounds at the Valspar Championship, Gary Woodland was a combined 18-under par with a 69.2 scoring average. However, in his last 14 rounds he is a combined 11-over par with a scoring average of 71.8 (2.6 shots higher).

### Gary Woodland

#### Toughest Par 4s PGA TOUR Career

Course	Hole	Score to Par
TPC Sawgrass	14 <sup>th</sup>	+12
Innisbrook Resort (Copperhead)	16 <sup>th</sup>	+11
TPC Sawgrass	5 <sup>th</sup>	+10

In his PGA TOUR career, Gary Woodland has played 961 par 4s. Woodland is a combined 11-over par in 24 rounds on the 16<sup>th</sup> hole at Innisbrook, his second highest score to par on a par 4.

### Gary Woodland

#### Career on The Snake Pit (Holes 16-18)

Stat	16 Par 4	17 Par 3	18 Par 4
Score to Par*	+11	-1	+3
Greens in Reg.	11 of 24 (45.8%)	13 of 24 (54.2%)	15 of 24 (62.5%)

\*Rest of Course: -20

### Rory McIlroy

2016 FedExCup champion, Rory McIlroy is set to make his tournament debut at the Valspar Championship. Rory McIlroy currently ranks 175<sup>th</sup> in the FedExCup standings, his lowest rank in his FedExCup career. Since 2012, McIlroy has been outside the top-30 of the standings in six of seven seasons, finishing inside the top-30 in three of the previous six seasons (50.0%).

**Rory McIlroy**  
FedExCup Rank Thru Week #16 vs. Season Finish

Year	Rank Thru Week #16	FEC Finish
<b>This Season</b>	<b>175<sup>th</sup></b>	<b>??</b>
2014-15	174 <sup>th</sup>	15 <sup>th</sup>
2010	166 <sup>th</sup>	36 <sup>th</sup>
Last Season	80 <sup>th</sup>	58 <sup>th</sup>
2015-16	51 <sup>st</sup>	1 <sup>st</sup>

*\*2016 FedExCup Champion*

**Rory McIlroy**  
FedExCup Rank Thru Week #16 vs. Season Finish

Category	# of Times	Finished in Top-30	%
Outside Top-125	2	1	50.0%
<b>Outside Top-30</b>	<b>6</b>	<b>3</b>	<b>50.0%</b>

*\*2016 FedExCup Champion*

**Rory McIlroy**  
Best Finish in a PGA TOUR Tournament Debut

Year & Event	Finish
<b>2010 Wells Fargo Championship</b>	<b>Won</b>
2013 Valero Texas Open	2 <sup>nd</sup>
2009 PGA Championship	T3
2009 WGC-Dell Technologies Match Play	T5
2013 WGC-HSBC Champions	T6

Rory McIlroy has four top-five finishes in tournaments where he has played for the first time, including a win at the 2010 Wells Fargo Championship.

### Justin Rose

Justin Rose is set to make his 10<sup>th</sup> appearance at the Valspar Championship. Rose currently ranks 15<sup>th</sup> in the FedExCup on the strength of two top-10s, including one win at the WGC-HSBC Champions. This season, Rose has played the par 4s a combined 18-under par with a scoring average of 3.85. Rose leads the TOUR in Par 4 Scoring Average (3.85) and makes birdie or better on 26.61% (33 of 124) of par 4s played (best % of any player).

**Justin Rose - Scoring by Par**  
PGA TOUR This Season

Par	Score to Par	Scoring Avg.
3	+9	3.19
<b>4</b>	<b>-18</b>	<b>3.85</b>
5	-12	4.73

**Par 4 Scoring Average Leaders**  
PGA TOUR This Season

Rank	Player	Avg
<b>1<sup>st</sup></b>	<b>Justin Rose</b>	<b>3.85</b>
2 <sup>nd</sup>	Jason Day	3.89
T3	Dustin Johnson	3.90
T3	Justin Thomas	3.90

*\*TOUR Avg: 4.05*

**Par 4 Birdie or Better Leaders**  
PGA TOUR This Season

Rank	Player	%
<b>1<sup>st</sup></b>	<b>Justin Rose</b>	<b>26.61</b>
2 <sup>nd</sup>	Jason Day	25.16
3 <sup>rd</sup>	Justin Thomas	23.01

*\*TOUR Avg: 16.02%*

Since 2004, Justin Rose has hit 71.41% (437 of 612) greens in regulation at the Copperhead Course at Innisbrook Resort, marking the second-best percentage of any player.

**Best GIR Percentage at Valspar**  
Championship Since 2004

Player	%
Durant, Joe	72.73%
<b>Rose, Justin</b>	<b>71.41%</b>
Furyk, Jim	68.79%
Oosthuizen, Louis	68.25%
DeLaet, Graham	68.21%

**Justin Rose**  
Career on The Snake Pit (Holes 16-18)

Stat	16 Par 4	17 Par 3	18 Par 4
Score to Par*	<b>+12</b>	+1	Even
Greens in Reg.	21 of 34 (61.8%)	21 of 34 (61.8%)	24 of 34 (70.6%)

*\*Rest of Course: -36*

### Sergio Garcia

Sergio Garcia is set to make his sixth start at the Valspar Championship with three consecutive top-16 finishes at this event. Sergio Garcia was the second biggest mover in the FedExCup standings last week. Garcia moved from 195<sup>th</sup> to 122<sup>nd</sup> in the FEC standings with a T7 place finish, moving up 73 positions.

#### Biggest Movers in FedExCup Standings 2018 WGC-Mexico Championship

Player	Finish	Last Week	This Week	Movement
Tyrrell Hatton	T3	149 <sup>th</sup>	74 <sup>th</sup>	+75
<b>Sergio Garcia</b>	<b>T7</b>	<b>195<sup>th</sup></b>	<b>122<sup>nd</sup></b>	<b>+73</b>
Francesco Molinari	T25	178 <sup>th</sup>	147 <sup>th</sup>	+31
Louis Oosthuizen	T30	181 <sup>st</sup>	158 <sup>th</sup>	+23
Jordan Spieth	T14	73 <sup>rd</sup>	52 <sup>nd</sup>	+21

Sergio Garcia is one of seven past PLAYERS Champions in the field this week.

#### Past PLAYERS Champions in the Field

Player	# of Wins
Davis Love III	2
Tiger Woods	2
<b>Sergio Garcia</b>	<b>1</b>
Si Woo Kim	1
Matt Kuchar	1
Adam Scott	1
Henrik Stenson	1

Sergio Garcia was the only player to rank inside the top-10 in both Strokes Gained: Off-the-Tee and Strokes Gained: Approach-the-Green. Garcia ranked inside the top-10 in several Off the Tee and approach the green categories en route to a T7 finish at last week's WGC-Mexico Championship.

#### Sergio Garcia - SG: Off-the-Tee & Approach-the-Green Ranks 2018 WGC-Mexico Championship

Off-the-Tee	Approach-the-Green
<b>9<sup>th</sup></b>	<b>6<sup>th</sup></b>

*\*Only player ranked inside top-10 in both stats*

#### Sergio Garcia Off-the-Tee & Approach-the-Green 2018 WGC-Mexico Championship

Stat	Rank
SG: Off-the-Tee	<b>9<sup>th</sup></b>
Driving Distance – All Drives	<b>7<sup>th</sup></b>
SG: Approach-the-Green	<b>6<sup>th</sup></b>
Greens in Regulation %	<b>T7</b>
Fairway Proximity	<b>4<sup>th</sup></b>

In 20 rounds on *The Snake Pit* (holes 16-18), Sergio Garcia is a combined six-over par compared to 22-under on the first 15 holes at the Copperhead Course at Innisbrook Resort.

#### Sergio Garcia Career on The Snake Pit (Holes 16-18)

Stat	16 Par 4	17 Par 3	18 Par 4
Score to Par*	+3	+3	Even
Greens in Reg.	13 of 20 (65.0%)	6 of 20 (30.0%)	12 of 20 (60.0%)

*\*Rest of Course: -22*

### Adam Scott

Adam Scott is set to make his seventh appearance at the Valspar Championship. Adam Scott is one of three players entering the Valspar Championship outside the top-125 that have qualified for the FedExCup Playoffs in all 11 seasons of the FedExCup.

#### FedExCup Rank Entering Valspar Championship by Players Who Have Qualified for FedExCup Playoffs Every Season

Player	Rank Entering Week	Player	Rank Entering Week
Donald, Luke	180 <sup>th</sup>	Kuchar, Matt	87 <sup>th</sup>
Haas, Bill	140 <sup>th</sup>	Moore, Ryan	80 <sup>th</sup>
Scott, Adam	127 <sup>th</sup>	Johnson, Zach	62 <sup>nd</sup>
Garcia, Sergio	122 <sup>nd</sup>	Howell III, Charles	33 <sup>rd</sup>
Snedeker, Brandt	118 <sup>th</sup>	Watson, Bubba	16 <sup>th</sup>
Hoffman, Charley	102 <sup>nd</sup>	Rose, Justin	15 <sup>th</sup>
		Mickelson, Phil	3 <sup>rd</sup>

#### Adam Scott Career on The Snake Pit (Holes 16-18)

Stat	16 Par 4	17 Par 3	18 Par 4
Score to Par*	-1	+7	+6
Greens in Reg.	9 of 18 (50.0%)	10 of 18 (55.6%)	10 of 18 (55.6%)

\*Rest of Course: Even Par

### Matt Kuchar

Matt Kuchar is set to make his 11<sup>th</sup> Valspar Championship appearance. Kuchar is a combined 45-under par on holes 1-15 on the Copperhead course at Innisbrook Resort, second-best of any player. However, Matt is a combined 20-over par on *The Snake Pit* (Holes 16-18), 65 shots higher than on the first 15 holes at this course.

#### Players to Qualify for TOUR Championship Every Season Since 2010

Since 2010, Matt Kuchar and Dustin Johnson are the only two players to qualify for the TOUR Championship in every season and both have finished second in the final FedExCup standings (Kuchar - 2010 & D. Johnson - 2016).



Player	Matt Kuchar	Dustin Johnson
Best FEC Finish	2 <sup>nd</sup> (2010)	2 <sup>nd</sup> (2016)

#### Best Score to Par Holes 1-15 at Innisbrook Since 2000

Player	Score to Par
Furyk, Jim	-50
Kuchar, Matt	-45
Dufner, Jason	-36
Rose, Justin	-36
Leonard, Justin	-33

#### Matt Kuchar Holes 1-15 vs. Holes 16-18 at Innisbrook

Holes 1-15	Holes 16-18	Differential
-45*	+20	+65

\*Second best of any player

#### Matt Kuchar Career on The Snake Pit (Holes 16-18)

Stat	16 Par 4	17 Par 3	18 Par 4
Score to Par*	+11	+4	+5
Greens in Reg.	19 of 38 (50.0%)	23 of 38 (60.5%)	23 of 38 (60.5%)

\*Rest of Course: -45