

2018 Wells Fargo Championship Broadcast Window & Pre-Tournament Notes



WELLS FARGO CHAMPIONSHIP



ShotLink Keys to Victory for Brian Harman

Brian Harman earned his second PGA TOUR victory in his 172nd start on TOUR at the 2017 Wells Fargo Championship (held at Eagle Point). Harman moved from 32nd to ninth in the FedExCup standings ranking inside the top 10 in the FEC standings for the second time in his career and was the first-time since week #1 of the 2013-14 PGA TOUR season.

Strokes Gained Statistics Brian Harman vs. The Field

Category	Rank	Average
Off-the-Tee	18 th	+0.554
Approach-the-Green	12 th	+0.980
Around-the-Green	10 th	+0.723
Putting	17 th	+0.939
Tee-to-Green	3 rd	+2.257
Total	1 st	+3.196

Brian Harman had all facets of his game working en route to victory ranking inside the top 18 in all Strokes Gained categories

Final Round Approach the Green & Putting: In the final round, Brian Harman gained +2.178 strokes in SG: Approach-the-Green compared to losing nearly a half a stroke (-0.480) in the third round. Harman averaged 9' 6" closer on approach shots compared to his third-round proximity to the hole of 43' 6".

Brian Harman Approach the Green & Putting Round 3 vs. Final Round – 2017 Wells Fargo

Stat	Round 3	Final Round
SG: Approach-the-Green	-0.480	+2.178
Total Greens in Regulation	11	14
Proximity to the Hole	43' 6"	34' 0"
Approach Shots Inside 25'	5	10
Longest Putt Made	16' 11"	28' 4"
Feet of Putts Made	73' 3"	120' 8"

17th Hole Par 4: Brian Harman stuck his approach shot on the 71st hole to **4' 9"** marking the closest approach shot to the 17th hole in the final round. His approach shot to 17 was **37' 2"** closer than the field average of **41' 11"**.

Brian Harman vs. The Field 2017 Wells Fargo Championship

Stat	Harman	Field Avg
Driving Accuracy	71.4% (T7)	59.8%
SG: Approach-the-Green	+0.980 (12 th)	- - -
Approaches 150-175 Yds	28' 3" (9 th)	35' 1"
SG: Putting	+0.939 (17th)	- - -
Scrambling	76.9% (5 th)	60.7%
Par 4 Scoring Average	3.85 (T2)	4.07

Brian Harman made his longest putt of the week on the 72nd hole making a **28' 4"** putt for birdie. Harman outperformed the field by nearly a stroke per round (**+0.939**) on the greens at the 2017 Wells Fargo Championship.

Course & Hole Statistics Quail Hollow Club

Last season, the 73.468 scoring average at Quail Hollow Club (2017 PGA Championship) was the highest of any course and the only course playing more than two shots over par (+2.468). At 7,600 yards on the scorecard, Quail Hollow Club played as the third longest course during the 2016-17 PGA TOUR season.

Toughest Courses PGA TOUR Last Season

Rank	Course	Par	Yds	Avg Score	Avg O/U Par
1	Quail Hollow-PGA Championship	71	7,600	73.468	+2.468
2	Augusta National GC	72	7,435	73.887	+1.887
3	Royal Birkdale GC	70	7,156	71.852	+1.852
4	TPC Potomac at Avenel Farm	70	7,107	71.458	+1.458
5	TPC Sawgrass	72	7,189	73.291	+1.291

Most Holes Over Par PGA TOUR Last Season

Rank	Course	# of Holes Over Par	Total Holes Played	Bogey+ Pct.
1	Quail Hollow Club	2,159	8,262	26.13
2	Royal Birkdale GC	1,833	8,388	21.85
3	Erin Hills	1,705	8,046	21.19
4	TPC Sawgrass	1,703	7,920	21.50
5	TPC Four Seasons Resort	1,659	8,280	20.04

Last season, 8,262 holes were played at Quail Hollow Club for the 2017 PGA Championship. Of those 8,262 holes played, 2,159 holes were bogeys or worse (26.13%), marking the most holes over par on any course.

Toughest Greens to Hit PGA TOUR Last Season

Rank	Course	%
1	Quail Hollow Club	54.79
2	Royal Birkdale GC	57.46
3	TPC San Antonio - AT&T Oaks	57.96
4	TPC Four Seasons Resort	58.44
5	Riviera CC	58.61

Last season, the greens at Quail Hollow Club were the toughest to hit in regulation. Players managed to find the green in regulation just 54.79% of the time during the 2017 PGA Championship.

Last season, players managed to salvage par just 48.73% (1,820 of 3,735) of the time when missing the green at Quail Hollow Club (PGA Championship). Ryan Moore led all players in Scrambling, managing to salvage par in 16 of 22 attempts (72.73%) at Quail Hollow Club.

Toughest Scrambling Courses PGA TOUR Last Season

Rank	Course	%
1	Quail Hollow Club	48.73
2	Muirfield Village GC	51.00
3	Augusta National GC	51.14
4	TPC Sawgrass	51.26
5	Torrey Pines GC (South)	51.65

Best Scrambling % 2017 PGA Championship

Rank	Course	%
1	Ryan Moore	72.73
2	James Hahn	71.43
2	Rickie Fowler	71.43
4	Pat Perez	68.18
5	Matt Kuchar	66.67
5	Scott Brown	66.67

*Field Avg: 48.73%

FedExCup Notes

Most Weeks Inside Top 5 FedExCup Standings Since 2007

Player	# of Weeks
Phil Mickelson	166
Dustin Johnson	125
Tiger Woods	115
Bubba Watson	106

166 Weeks: Since 2007, Phil Mickelson has spent 166 weeks ranked inside the top five of the FedExCup standings, most weeks of any player.

Winners of Wells Fargo Championship FedExCup Finishes Since 2007

Year	Past Champion	FEC Finish
2017	Harman, Brian	25 th
2016	Hahn, James	39 th
2015	Mcllroy, Rory	15 th
2014	Holmes, J.B.	42 nd
2013	Ernst, Derek	93 rd
2012	Fowler, Rickie	28 th
2011	Glover, Lucas	45 th
2010	Mcllroy, Rory	36 th
2009	O'Hair, Sean	5 th
2008	Kim, Anthony	4 th
2007	Woods, Tiger	1st

Since 2007, six of the 11 Wells Fargo champions have qualified for the TOUR Championship.

Tiger Woods (2007 Wells Fargo champion) is the only player to win this event and the FedExCup title in the same season.

Rory Mcllroy (2010 & 2015) is the only two-time winner of the Wells Fargo Championship in the FedExCup era.

Broadcast Window Notes

2018 Wells Fargo Championship *(featured groups)*

Brian Harman

The defending Wells Fargo champion, Brian Harman is set to make his seventh start at this event. Brian Harman has played six of his last eight rounds under par at the Wells Fargo Championship. Harman currently ranks 18th in the FedExCup standings on the strength of seven top 10s and nine top-25 finishes.

Brian Harman

PGA TOUR Results Last Season vs. This Season

Stat	Last Season	This Season
Events	30	13
Wins	1	0
Top 10s	7	7
Cuts Made	22	12
FedExCup Rank	25 th	18 th

Last season, Brian Harman recorded seven top-10 finishes in 30 PGA TOUR events (23.3%). In 13 starts this season, Harman has recorded a top-10 finish in 53.8% of his events on TOUR (7 of 13).

Last season, Brian Harman entered the 2017 Wells Fargo Championship 32nd in the FedExCup standings and eventually finished 25th in the final standings marking his first TOUR Championship appearance in the FedExCup era. Harman spent 30 of 43 weeks (69.8%) inside the top 30 of the FedExCup standings and has spent 22 of 24 weeks inside the top 30 of the standings this season (91.7%).

Brian Harman

FedExCup Last Season vs. This Season

Stat	Last Season	This Season
Weeks Inside Top 30	30 (69.8%)	22 (91.7%)
FedExCup Rank	25 th *	18th

**Entered 2017 Wells Fargo 32nd in FedExCup Standings*

Most Strokes Gained: Putting Total PGA TOUR Since 2014-15 Season

Player	Total
Harman, Brian	+133.46
English, Harris	+129.38
Summerhays, Daniel	+127.61
Day, Jason	+125.20
Kisner, Kevin	+124.04

Since the start of the 2014-15 PGA TOUR season, no player has been performed better on the greens than Brian Harman. Harman is a combined 133 strokes better than the TOUR in SG: Putting.

Rickie Fowler

2012 Wells Fargo champion, Rickie Fowler is set to make his seventh appearance at this event. Rickie Fowler currently ranks 17th in the FedExCup standings, marking the fourth consecutive season ranking inside the top 30 of the standings through week #24.

Ranked Inside Top 30 thru Week #24 in Each of Last 4 Seasons

Player	2014-15	2015-16	Last Season	This Season
Dustin Johnson	6 th	20 th	1 st	6 th
Rickie Fowler	10th	13th	8th	17th
Jordan Spieth	1 st	7 th	7 th	29 th

Fowler is one of three players who have ranked inside the top 30 in the FedExCup standings through week #24 in each of the last four seasons.

Most Runner-Up Finishes Without a Win PGA TOUR This Season

This season, Rickie Fowler is one of three players (Reavie & Finau) with two second-place finishes without a win.



Player	Reavie, Chez	Finau, Tony	Fowler, Rickie
Events	16	14	9
Seconds	2	2	2

14-Under on Par 5s: In 2012, Rickie Fowler dominated the par 5s, playing them a combined 14-under par (10 shots better than field average (-4)) and made birdie or better on 13 of the 16 par 5s at Quail Hollow Club (81.3% - 1st).

Best Par 5 Performance by Winner Wells Fargo Championship Since 2003

Year	Player	Rank	Score to Par
2012	Fowler, Rickie	1	-14
2015	McIlroy, Rory	3	-13
2011	Glover, Lucas	1	-12

Fowler's 14-under performance on the par-5s is the best Par 5 Performance by a winner at the Wells Fargo Championship since 2003.

Justin Thomas

2017 FedExCup champion and current FedExCup leader, Justin Thomas is set to make his third appearance at the Wells Fargo Championship. Thomas has now led the FedExCup for the last 10 consecutive weeks.

Justin Thomas FEC Performance This Season

This season, Thomas has the most weeks ranked first in standings (10) and weeks ranked inside the top 10 (22) of any player.

Stat	# of Weeks	Rank
Ranked #1	10	Most
Ranked Inside Top 10	22	Most

Justin Thomas Since Start of 204-15 PGA TOUR Season

Stat	Value	Rank
Wins	8	T2
Rounds 63 or Better	10	1 st
Total Eagles	51	1 st
Score to Par	-413	3 rd

Since the start of the 2014-15 PGA TOUR season, Justin Thomas has recorded eight wins, 10 rounds of 63 or better and is a combined 413-under par.

Tiger Woods

Two-time FedExCup champion (2007 & 2009) and 2007 Wells Fargo champion, Tiger Woods is set to make his seventh appearance at the Wells Fargo Championship and first start at this event since 2012. Woods is the only player to win the Wells Fargo Championship and the FedExCup title in the same season (2007). Tiger Woods currently ranks 53rd in the FedExCup standings on the strength of two top 10s and four top-25 finishes.



Strokes Gained Statistics Tiger Woods vs. The TOUR This Season

Category	Rank	Average
Off-the-Tee	152 nd	-0.174
Approach-the-Green	13th	+0.727
Around-the-Green	6th	+0.528
Putting	8th	+0.739
Total	6 th	+1.820

This season, Tiger Woods is the only player on TOUR ranking inside the top 15 in Strokes Gained: Approach-the-Green, Strokes Gained: Around-the-Green and Strokes Gained: Putting.

Best Strokes Gained Average on All Approach Shots and In PGA TOUR This Season

This season, Tiger Woods has outperformed the TOUR by +1.994 strokes per round on all approach shots and in, marking the second-best Strokes Gained average of players with minimum 17 measured rounds.



Mickelson, Phil	Woods, Tiger	Thomas, Justin
+2.373	+1.994	+1.596

**min 17 measured rds*

In 2007, Tiger Woods made a 57' 0" eagle putt on the seventh hole in the final round, marking the third longest eagle putt made in the final round of a PGA TOUR event in the ShotLink era (2003). Since 2003, two of the five longest eagle putts made during the final round of an event on TOUR have come on the seventh hole at Quail Hollow Club.

Longest Eagle Putts Made in Final Round by Winner PGA TOUR Since 2003

Year	Event	Course	Player	Hole	Distance in ft.
2005	THE NORTHERN TRUST	Westchester CC	Harrington, Padraig	18 th	65' 9"
2009	RBC Heritage	Harbour Town GL	Gay, Brian	2 nd	57' 3"
2007	Wells Fargo Championship	Quail Hollow Club	Woods, Tiger	7th	57' 0"
2017	Arnold Palmer Invitational	Bay Hill Club & Lodge	Leishman, Marc	16 th	51' 5"
2016	Wells Fargo Championship	Quail Hollow Club	Hahn, James	7 th	51' 3"

Patrick Reed

2018 Masters Champion, Patrick Reed is set to make his sixth start at the Wells Fargo Championship. Reed currently ranks fifth in the FedExCup standings on the strength of five top 10s, including one win (Masters) and eight top-25 finishes.

Patrick Reed FedExCup Rank Entering Week #25 Since 2014

Year	Rank Entering Week #25	FEC Finish
This Season	5 th	??
Last Season	83 rd	22 nd
2015-16	6 th	3 rd
2014-15	4 th	12 th
2013-14	4 th	21 st

Since 2014, Patrick Reed has ranked inside the top 10 in the FedExCup standings entering week #25 in four of the last five seasons. Reed has qualified for the TOUR Championship in each of the last four seasons.

Reed has made five starts in both the Wells Fargo Championship and BMW Championship without a top-10 finish, his most starts in a TOUR event without a top-10 finish.

Patrick Reed

Most Starts in a PGA TOUR Event Without a Top-10 Finish

Event	# of Starts
BMW Championship	5
Wells Fargo Championship*	5

**Making 6th start*

Brooks Koepka

Brooks Koepka is set to make his tournament debut at the Wells Fargo Championship, marking the 35th different PGA TOUR event. Koepka has five top-10 finishes when making his debut in a TOUR event, winning the 2015 Waste Management Phoenix Open in his first start at the event. Brooks Koepka currently ranks 108th in the FedExCup standings.

Brooks Koepka

Best Finish in PGA TOUR Tournament Debut

Year & Event	Finish
2015 WM Phoenix Open	WIN
2016 Sentry TOC	T3
2013 Safeway Open	T3
2015 WGC-Bridgestone Invitational	T6
2016 AT&T Pebble Beach Pro-Am	T8

Phil Mickelson

Phil Mickelson is set to make his 15th start at the Wells Fargo Championship. Mickelson has recorded a top-25 finish in 85.7% (12 of 14) of his starts at this event. The Wells Fargo Championship is one of eight PGA TOUR events where he has made 10 or more starts without a win. In 18 PGA TOUR starts in North Carolina, Phil Mickelson has recorded eight top-five finishes (most of any player), with seven top-five finishes coming at the Wells Fargo Championship.

Most Top-Five Finishes in State of North Carolina PGA TOUR Since 1999

Player	# of Top 5s	# of Starts
Mickelson, Phil	8	18
Woods, Tiger	5	9
Simpson, Webb	5	20
Bohn, Jason	5	23

Phil Mickelson Record at Wells Fargo Championship

Stat	Value	%
Starts	14	--
Top 3s	3	21.4%
Top 5s	7	50.0%
Top 10s	9	64.3%
Top 25s	12	85.7%

Phil Mickelson at Quail Hollow Club Since 2003

Stat	Value	Rank
Scoring Average	70.43	3 rd
Score to Par	-83	1 st
Rounds Under Par	36	1 st
Birdies or Better	240	1 st

Phil Mickelson is a combined 83-under par (1st), has 36 rounds under par (1st) and 240 birdies or better (1st) in 54 rounds at Quail Hollow Club since 2003.

**Includes 2017 PGA Championship*

This season, Phil Mickelson has been dialed in on the greens ranking inside the top two in several Putting statistics. Mickelson leads the TOUR in One-Putts per Round (8.51), Putts per Round (27.15) and Birdie or Better Conversion percentage (39.64%). Mickelson has needed just 27 or fewer putts in 56.4% of his 39 total rounds played this season (22 of 39).

Phil Mickelson On the Greens PGA TOUR This Season


Stat	Rank	Value
SG: Putting	2 nd	+1.172
One-Putts Per Round	1 st	8.51
Putts Per Round	1 st	27.15
Birdie or Better Conversion %	1 st	39.64%

Phil Mickelson Putts Per Round Breakdown PGA TOUR This Season

Category	# of Rds	%
27 or Fewer	22	56.4
Under 30	32	82.1
30 or More	7	17.9
Total Rds	39	

Phil Mickelson leads the PGA TOUR in One-Putts per Round. This season, Mickelson is averaging 8.51 one-putts per round (332 total one-putts) and has 26 rounds with eight or more one-putts (66.7%).

One-Putts Per Round Leaders PGA TOUR This Season



Player	Phil Mickelson	Jim Furyk	Rory McIlroy
Rank	1 st	2 nd	3 rd
Avg	8.51	8.25	8.10

**TOUR Avg: 7.01*

Phil Mickelson Total 1-Putts by Round Breakdown

Category	# of Rds	%
8 or More	26	66.7
7 or Less	13	33.3
Total Rds	39	

**This Season*

Jason Day

Jason Day is set to make his third start at the Wells Fargo Championship and ninth start this season. Day currently ranks 16th in the FedExCup standings with one win (Farmers) and six top-25 finishes.

Jason Day is one of eight players who have made every cut so far this season (*min eight starts*). Dating back to the 2017 Travelers Championship, Day has made his last 15 cuts on TOUR, marking the t-third longest active cuts made streak.

Active Consecutive Cuts Made Streak on TOUR

Rank	Player	# of Cuts Made
1	Matt Kuchar	29
2	Dustin Johnson	16
3	Adam Hadwin	15
3	Jason Day	15
3	Zach Johnson	15

Players 100% Cuts Made PGA TOUR This Season (min 8 Starts)

Player	# of Starts	Player	# of Starts
Johnson, Zach	13	Day, Jason	8
Kuchar, Matt	13	Johnson, Dustin	8
Hadwin, Adam	12	Rose, Justin	8
Grace, Branden	9	Fleetwood, Tommy	8

Jason Day On the Greens PGA TOUR This Season

Stat	Rank	Value
SG: Putting	1st	+1.386
Putting Inside 5 Feet	1 st	100.0%
Putting Inside 10 Feet	1 st	92.86%

Jason Day currently leads the TOUR in Strokes Gained: Putting, outperforming the TOUR by +1.386 strokes per round on the greens.

Putting Inside 5 Feet Leaders PGA TOUR This Season

Rank	Player	%
1	Day, Jason	100.0
2	Stenson, Henrik	99.30
3	Howell III, Charles	98.94
4	An, Byeong Hun	98.68
5	Horschel, Billy	98.63

*TOUR Avg: 96.52%

Jason Day leads the TOUR in Putting from inside five feet. Day has made all 124 putts from this distance entering this week. This season, Jason Day has made 143 of 154 putts (92.86%) from inside 10 feet (1st), 5.55% more than the TOUR Average (87.31%).

Putting Inside 10 Feet Leaders PGA TOUR This Season

Rank	Player	% Made
1	Jason Day	92.86
2	Johnson Wagner	91.71
3	Henrik Stenson	90.96
4	Matthew Fitzpatrick	90.78
5	Kevin Kisner	90.67

*TOUR Avg: 87.31%

Daniel Berger

Two-time PGA TOUR winner, Daniel Berger is set to make his fourth Wells Fargo Championship appearance. Berger currently ranks 70th in the FedExCup standings on the strength of six top-25 finishes.

Daniel Berger

First 2 Rounds vs. Last 2 Rounds at Quail Hollow Club

Stat	Rounds 1 & 2	Rounds 3 & 4
Scoring Average	71.17	72.75
Score to Par	-3	+3
Rounds Over Par %	33.3% (2 of 6)	75.0% (3 of 4)

In 10 rounds at Quail Hollow Club, Daniel Berger's first two round scoring average of 71.17 is over a shot better than his final two round scoring average (72.75). Berger is three-under in the first two rounds, six shots better than in rounds three and four (+3) at Quail Hollow Club.

Rory Mclroy

Two-time Wells Fargo champion (2010 & 2015) and 2016 FedExCup champion, Rory Mclroy is set to make his eighth start at this event. Mclroy has finished inside the top 10 in six of his seven previous starts at the Wells Fargo Championship. Rory currently ranks 32nd in the FedExCup standings on the strength of one win (Arnold Palmer) and three top-25 finishes.

Best Scoring Average at Quail Hollow Club Since 2010

Player	Avg.
Mclroy, Rory	69.70
Thomas, Justin	70.10
Mickelson, Phil	70.30
Fowler, Rickie	70.41
Rose, Justin	70.57

Since 2010, Rory Mclroy is the only player with a sub 70 scoring average at Quail Hollow Club (69.70). Mclroy's 69.70 scoring average at Quail Hollow Club is the best of any player at this course (min 10 rds) in this timeframe.

**min 10 rds*

Since 2010, Rory Mclroy has gained +81.353 total strokes from tee-to-green at Quail Hollow Club, 41.677 total strokes more than the next best player.

Most Strokes Gained: Tee-to-Green Total at Quail Hollow Club Since 2010

Player	Total	Strokes Behind
Mclroy, Rory	+81.353	---
Fowler, Rickie	+39.676	-41.677
Mickelson, Phil	+36.763	-44.59
Chappell, Kevin	+32.213	-49.14
Simpson, Webb	+31.515	-49.838

**Includes 2017 PGA Championship*

James Hahn

2016 Wells Fargo champion, James Hahn is set to make his sixth appearance at this event. Hahn missed eight consecutive cuts before claiming his second career PGA TOUR title at the 2016 Wells Fargo Championship. Through week #24 of the season, James Hahn currently ranks 40th in the FedExCup standings on the strength of one top 10 and three top-25 finishes.

James Hahn Entering Wells Fargo Championship Since 2015-16

Stat	2015-16	Last Season	This Season
Events	14	14	13
Cuts Made	6	10	12
Cuts Missed	8	4	1
FedExCup Rank	120th	98th	40th

Since the 2015-16 PGA TOUR season, James Hahn has improved in the FedExCup standings entering the Wells Fargo Championship, moving up 80 positions from 120th to 40th this season.

In his eight missed cuts prior to his win at the 2016 Wells Fargo Championship, Hahn was losing strokes in all Strokes Gained categories.

James Hahn - Strokes Gained Per Round 8 Prior Missed Cuts vs. 2016 Wells Fargo

Category	8 Missed Cuts	2016 Wells Fargo	Improvement
Tee-to-Green	-0.650	+1.707	+2.357
Putting	-0.984	+1.521	+2.505
Total	-1.634	+3.228	+4.862

James Hahn improved by well over two strokes per round in both tee-to-green and putting en route to his victory.

James Hahn

Performance on 16th Hole Quail Hollow Club 2015 vs. 2016

James Hahn played the 16th hole nine strokes better from 2015 to 2016 at Quail Hollow Club. His performance on that hole alone helped him to victory in 2016.

Stat	2015	2016
Bogeys or Worse	3	0
Score to Par	+8	-1
Tournament Finish	73 rd	Won

Since 2003, the Green Mile (holes 16-18) has been played in 6,900 rounds. James Hahn has the highest score to par on a single hole of any player on the Green Mile, recording a 10 (+6) on the par-4 16th hole in the final round of the 2015 Wells Fargo Championship.

Highest Scores on the Green Mile Since 2003

Year	Player	Rd	Hole	Score	Par	Score to Par
2015	Hahn, James	Final	16th	10	4	+6
2006	Goosen, Retief	Final	18 th	9	4	+5
2017	Day, Jason	3 rd	18 th	8	4	+4
2016	Mickelson, Phil	3 rd	18 th	8	4	+4
2014	Kohles, Ben	1 st	18 th	8	4	+4
2011	Imada, Ryuji	3 rd	18 th	8	4	+4
2011	Johnson, Dustin	2 nd	18 th	8	4	+4
2010	O'Hern, Nick	2 nd	18 th	8	4	+4
2006	DiMarco, Chris	2 nd	18 th	8	4	+4
2003	Toms, David	Final	18 th	8	4	+4

Paul Casey

Paul Casey is set to make his fifth start at the Wells Fargo Championship. Casey currently ranks 14th in FedExCup with three top 10s, including one win at Valspar along with eight top-25 finishes. Since the start of the 2014-15 PGA TOUR season, Paul Casey has ranked inside the top 30 of the FedExCup standings in 75 of 152 weeks, 21 more total weeks than from 2008 to the end of the 2013-14 season.

Paul Casey Weeks Ranked Inside Top 30 FedExCup 2008-2014 vs. 2015-2018

2008 - 2014	2015 - 2018
54	75

Currently ranked 15th in SG: Approach-the-Green, Paul Casey is the only player who has ranked 15th or better in every season since the 2013-14 PGA TOUR season.

Most Years Ranked Inside Top 15 SG: Approach-the-Green PGA TOUR Since 2013-14 Season

Player	# of Years
Casey, Paul	5
Matsuyama, Hideki	4
Spieth, Jordan	3
Scott, Adam	3
Mickelson, Phil	3
Stenson, Henrik	3

Paul Casey Last 5 Years SG: Approach-the-Green

Year	Rank
This Season	15 th
Last Season	2 nd
2015-16	11 th
2014-15	3 rd
2013-14	5 th