

OFFICIAL MEDIA GUIDE

DUSTIN JOHNSON | Defending Champion
USA



MARCH 21-25, 2018

AUSTIN COUNTRY CLUB,
AUSTIN, TEXAS



Table of Contents

Format Overview and Glossary.....	2	2002 American Express Championship.....	156
Schedule of Events.....	3	2001 American Express Championship.....	157
Media Facts.....	4-5	2000 American Express Championship.....	158
Tournament Officials.....	6	1999 American Express Championship.....	159
2018 Official Scorecard.....	7	Bridgestone Invitational Facts.....	160-161
1-Year Ranking of Holes at Austin Country Club.....	7	2017 Bridgestone Invitational.....	162
Scoring Averages at a Glance (2016-17).....	8	2016 Bridgestone Invitational.....	163
Purse Breakdown.....	8	2015 Bridgestone Invitational.....	164
History at a Glance.....	9	2014 Bridgestone Invitational.....	165
Austin Country Club routing for Dell Technologies Match Play.....	10	2013 Bridgestone Invitational.....	166
		2012 Bridgestone Invitational.....	167
		2011 Bridgestone Invitational.....	168
		2010 Bridgestone Invitational.....	169
		2009 Bridgestone Invitational.....	170
		2008 Bridgestone Invitational.....	171
		2007 Bridgestone Invitational.....	172
		2006 Bridgestone Invitational.....	173
		2005 NEC Invitational.....	174
		2004 NEC Invitational.....	175
		2003 NEC Invitational.....	176
		2002 NEC Invitational.....	177
		2001 NEC Invitational.....	178
		2000 NEC Invitational.....	179
		1999 NEC Invitational.....	180
		HSBC Champions Facts.....	181
		2017-18 HSBC Champions.....	182
		2016-17 HSBC Champions.....	183
		2015-16 HSBC Champions.....	184
		2014-15 HSBC Champions.....	185
		2013-14 HSBC Champions.....	186
		2012 HSBC Champions.....	187
		2011 HSBC Champions.....	188
		2010 HSBC Champions.....	189
		2009 HSBC Champions.....	190
		ADDITIONAL INFORMATION.....	191-192
		Walter Hagen Cup/Walter Hagen.....	192
		2017-18 World Golf Championships Schedule.....	back cover
HISTORY OF THE DELL TECHNOLOGIES MATCH PLAY.....	11-83		
Tournament Brackets.....	12-30		
Dell Technologies Match Play Records.....	31-33		
Dell Technologies Match Play Player Records.....	34-66		
Player Seeds.....	67-75		
Dell Technologies Match Play Top 50 Money Leaders.....	75		
Seeds by the Number.....	76-84		
PLAYER RECORDS.....	85-136		
WORLD GOLF CHAMPIONSHIPS.....	137-190		
Mexico Championship Facts.....	138-139		
2018 Mexico Championship.....	140		
2017 Mexico Championship.....	141		
2016 Cadillac Championship.....	142		
2015 Cadillac Championship.....	143		
2014 Cadillac Championship.....	144		
2013 Cadillac Championship.....	145		
2012 Cadillac Championship.....	146		
2011 Cadillac Championship.....	147		
2010 CA Championship.....	148		
2009 CA Championship.....	149		
2008 CA Championship.....	150		
2007 CA Championship.....	151		
2006 American Express Championship.....	152		
2005 American Express Championship.....	153		
2004 American Express Championship.....	154		
2003 American Express Championship.....	155		

Style Reminder:

World Golf Championships–Dell Technologies Match Play

There are four World Golf Championships events. World Golf Championships, of and unto itself, is always plural. At second and all subsequent references, the tournament may be called the Dell Technologies Match Play. The Dell Technologies Match Play is the third World Golf Championships event of the 2017-2018 PGA TOUR Season as preceded by the HSBC Champions and the Mexico Championship. The Bridgestone Invitational is the final World Golf Championships event of the 2017-2018 PGA TOUR season.

Format Overview and Glossary

The World Golf Championships-Dell Technologies Match Play makes its third trip to Austin, Texas, and Austin Country Club in 2018. As with the past two years, the field will be divided into 16 four-player groups. Each group will play round-robin matches within their group on Wednesday, Thursday and Friday. The player with the best record in each of the four-player groups advances to the Round of 16 for single-elimination match play. The Round of 16 will be played Saturday morning, followed by the Quarterfinals on Saturday afternoon. The Semifinals will be Sunday morning, followed by the Championship Match and Consolation Match on Sunday afternoon.

- 64 players, grouped into 16 groups of four players each for rounds 1, 2 and 3, held Wednesday to Friday. Groups will be determined during a live show on Golf Channel on Monday from 6:30-8 p.m. CT.
- During group play, players play 18-hole matches against each of the other players in their group. Matches are played to either a conclusion or a halve. Matches all square after 18 holes are not extended. Points awarded to players based on results of each match as follows: Winner 1 point, Loser 0 points, Halved each player ½ point.
- In the event two or more players in a group are equal with the highest point totals, a match-play hole-by-hole playoff will determine the player that advances to the 16-player, single-elimination matches.
- The purse distribution for the event will be similar to past years, but payments for the players who do not advance beyond pool play will be based on the player's record within the pool play round.

Glossary of Match-Play Terminology

Match Play: Match play is the game played by holes.

Opponent: In match play it is never a competitor, always an opponent or player.

Reckoning of Hole (status of match): Reckoning of holes is kept by the terms: so many "holes up," or "all square" and so many "holes to play."

Halved Hole: A hole is halved when each side holes out in the same number of strokes.

All Square: A match is all square when each side has won the same number of holes as the other side, or when each hole has been halved. Concession of next stroke, hole or match (Rule 2-4): When the opponent's ball is at rest or is deemed to be at rest under Rule 16-2, the player may concede the opponent to have holed out with his next stroke and the ball may be removed by either side with a club or otherwise. A player may concede a hole or a match at any time prior to the conclusion of the hole or the match. Concession of a stroke, hole or match may not be declined or withdrawn.

Schedule of Events

MONDAY, MARCH 19

- 9 a.m. Gates Open - ACC and Dell only
- Practice Round for Professionals**
- 11:30 a.m. - 1:30 p.m. The First Tee 9 Core Values Luncheon
Hyatt Regency
- 6:30 p.m. - 8 p.m. Bracket Special - Live on Golf Channel
Hotel Van Zandt, Ladybird Ballroom, 2nd floor

TUESDAY, MARCH 20

- 9 a.m. Gates Open - ACC and Dell only
- Practice Round for Professionals**
- 9:30 a.m. - 3:30 p.m. Executive Women's Day
Austin Country Club Ballroom
- 1:00 p.m. - 2:30 p.m. FedEx Junior Business Challenge
Hill Country Chalet on the 15th Fairway
- 3:00 p.m. - 5:00 p.m. Grey Goose VIVE Event
Media Center Dining
- 4 p.m. Youth Clinic with Jhonattan Vegas and
Dylan Frittelli
Driving Range
- 5 - 6 p.m. Live Music - John Bauman
Austin Country Club Terrace Lawn

WEDNESDAY, MARCH 21

- 8:30 a.m. Gates Open
- Group Play - Competition Round 1**
- 8:30 a.m. - 9:30 a.m. Opening Ceremony
First Tee
- 9:30 a.m. - 3:11 p.m. Thirty-Two Matches, Approximate Tee Times
1 - 7 p.m. Golf Channel

THURSDAY, MARCH 22

- 8:30 a.m. Gates Open
- Group Play - Competition Round 2**
- 9:30 a.m. - 3:11 p.m. Thirty-Two Matches, Approximate Tee Times
1 - 7 p.m. Golf Channel

FRIDAY, MARCH 23

- 9 a.m. Gates Open
- Group Play - Competition Round 3**
- 9:30 a.m. - 3:11 p.m. Thirty-Two Matches, Approximate Tee Times
1 - 7 p.m. Golf Channel
- Last Putt - 7:30 p.m. Live Music - Robert Hartye Band
Austin Country Club Terrace Lawn

SATURDAY, MARCH 24

- 6:30 a.m. Gates Open
- Round of 16 and Quarterfinals - Competition rounds 4 & 5**
- 7:30 - 8:47 a.m. Eight Matches, Approximate Tee Times
12:25 - 1:10 p.m. Four Matches, Approximate Tee Times
- 9 a.m. - 1 p.m. Golf Channel
- 1 - 5 p.m. NBC
- Last Putt - 5:30 p.m. Live Music - Bruce Robinson and Kelly Willis

SUNDAY, MARCH 25

- 8:00 a.m. Gates Open
- Semifinals, Consolation & Championship Matches - Competition rounds 6 & 7**
- 9 - 9:11 a.m. Semifinals, Approximate Tee Times
In between rounds Live Music - Jordan Issac
Austin Country Club Terrace Lawn
- 2 p.m. Consolation Match, Approximate Tee Time
2:15 p.m. Championship Match, Approximate Tee Time
- 9 a.m. - 1 p.m. Golf Channel
- 2 - 6 p.m. NBC

* All times are in Central Standard Time Zone.

Media Facts

EVENT:

World Golf Championships-Dell Technologies Match Play
(Dell Technologies Match Play on second reference)

The Dell Technologies Match Play is one of four World Golf Championships sanctioned and organized by the operational committee of the International Federation of PGA Tours, which includes the Asian Tour, European Tour, Japan Golf Tour, PGA TOUR, PGA Tour of Australasia and Southern Africa Tour. The other World Golf Championships include the Mexico Championship (Mexico City, Mexico), Bridgestone Invitational (Ohio, USA) and HSBC Champions (China).

DATE:

March 21-25, 2018

SITE:

Austin Country Club, Austin, Texas

PAR/YARDAGE:

Par: 35-36—71/7,108 yards

ARCHITECT/OPENED:

Pete Dye/1984

2017 CHAMPION:

Dustin Johnson defeated Jon Rahm, 1-up

FORMAT:

Match play (hole-by-hole competition).

The 64-player Dell Technologies Match Play field will be divided into 16 four-player groups. Each group will play round-robin matches within their group on Wednesday, Thursday and Friday (March 21, 22 and 23). The player with the best record in each of the four player groups advances to the Round of 16 for single-elimination match play (in the event of a two-way tie in a group, head-to-head match results will be used as the tiebreaker; a three-way tie will require a sudden-death stroke play hole by hole playoff).

Group Play (Round Robin Matches - 18 hole matches played to either a conclusion or a halve (matches will not be extended beyond 18 holes)
Wednesday, Round 1 - 32 matches (64 players)
Thursday, Round 2 - 32 matches (64 players)
Friday, Round 3 - 32 matches (64 players)

Players in the field assigned a seed number for the competition determined by their position on the Official World Rankings, as of Monday the week of the tournament (March 19, 2018 - after the Arnold Palmer Invitational). The highest ranked player in the field Seed #1, and the lowest ranked player in the field Seed #64.

Players are then placed into four pools of 16 players.
1-16 / Pool A
17-32 / Pool B
33-48 / Pool C
49-64 / Pool D

The top 16 players will be the top player in each of the 16 groups. So the No. 1 seed is the top player in Group 1, No. 2 seed is the top player in Group 2 and so on.

The remaining players in each group will be picked randomly live on the Golf Channel as part of the Dell Technologies Match Play Draw Show on Monday, March 19 at the Hotel Van Zandt (more info below).

During group play (Rounds 1, 2 and 3) players play 18 hole matches against each of the other players in their group. Matches played to either a conclusion or a halve. Matches all square after 18 holes are not extended. Points awarded to players based on results of each match as follows: Winner - 1 point, Loser - 0 point, Halved - each player 1/2 point.

The player in each group with the highest point total at the end of group play advances to the 16-player, single-elimination matches. In the event two or more players in a group are equal with the highest point totals, a stroke play hole-by-hole playoff will determine the player who advances to the 16 player, single-elimination matches.

Group play hole-by-hole playoffs will be conducted after the matches in a group are complete and after all of the group play matches have started their third round match. Group play hole-by-hole playoffs will start on the first hole and play holes 1 through 18 in sequence repeated if necessary, until the player is determined who will advance to the elimination play matches.

Single-elimination matches - 18 hole matches played to a conclusion. No halved matches. Matches all square after 18 holes will be extended until a winner is determined.

Round-4, Saturday morning - Eight matches (16 players) - winners advance to Round 5 (quarter-final) matches. Matches all square after 18 holes in Round 4 extended on holes 10 through 18 and repeated if necessary.

Round 5, Saturday afternoon - Four quarter-final matches (eight players) - winners advance to Round 6 (semi-final) matches. Matches all square after 18 holes in Round 5 are extended on holes 12 through 18 and repeated if necessary.

Round 6, Sunday morning - Two semi-final matches (four players) - winners advance to the championship match, losers advance to match for third place. Matches all square after 18 holes in Round 6 are extended to holes 12 through 18 and repeated if necessary.

Round 7, Sunday afternoon - One match for third place (two players) and championship match (two players). Matches all square after 18 holes in Round 7 are extended on holes 12 through 18 and repeated if necessary.

For more details on group format, visit www.worldgolfchampionships.com.



Media Facts (cont.)

PURSE:

\$10 million (US); \$1.7 million to the winner
Prize money earned will be considered official on each player's home Tour.

FIELD:

The Dell Technologies Match Play boasts one of the strongest international fields of the year in all of golf. The world-class field is made-up of the following:

- The top 64 available players from the Official World Golf Ranking, as of the Monday one week prior to the week of the tournament (March 12, 2018)

- These 64 players are then seeded by their ranking based on their position in the Official World Golf Ranking the following Monday, March 19, 2018.

TV LISTINGS:

The Dell Technologies Match Play will be broadcast in 227 countries and territories, to approximately 1 billion homes, and in 32 different languages.

Domestic TV Schedule (All times ET):

Wednesday – Friday	2 - 8 p.m. ET	Golf Channel
Saturday	10 a.m. - 2 p.m.	Golf Channel
	2 - 6 p.m.	NBC
Sunday	10 a.m. - 2 p.m.	Golf Channel
	3 - 7 p.m.	NBC

TROPHY:

Walter Hagen Cup

WEBSITE:

www.worldgolfchampionships.com

TICKETS:

A limited number of tickets remain available and can be purchased at www.delltechnologiesmatchplay.com or by calling 844-868-7465. Tickets available include weekly grounds badges that grant access to the Autin Country Club grounds and all public venues, fan activations and bleachers. Additionally, ULTRA Club badges are available. Located on the 12th fairway, the ULTRA Club offers an upgraded venue to sit, mingle and enjoy a choice of food and beverages for purchase. Several large-screen televisions keep guests in all the action with the open-seating, relaxed sports bar setting.

CHARITY:

The Dell Technologies Match Play is entering its third year in Austin. The Dell Technologies Match Play generated \$1.1 million to local charities in its second year in Austin with five local charities: Austin Parks Foundation, Boys & Girls Clubs of the Austin Area, The First Tee of Greater Austin, Helping Hand Home for Children and Keep Austin Beautiful as the designated local charity beneficiaries from the tournament's overall contributions. In total, Dell Technologies Match Play has generated more than \$17 million for charity since its inception, including prior title sponsors. The World Golf Championships as a whole have generated more than \$60 million for global charities since 1999. For more information, visit www.worldgolfchampionships.com.

ABOUT DELL TECHNOLOGIES:

Dell Technologies is a unique family of businesses that provides the essential infrastructure for organizations to build their digital future, transform IT and protect their most important asset, information. The company services customers of all sizes across 180 countries – ranging from 98 percent of the Fortune 500 to individual consumers – with the industry's most comprehensive and innovative portfolio from the edge to the core to the cloud.

UMBRELLA SPONSORS:

Grupo Salinas, Dell Technologies, Bridgestone, HSBC

SOCIAL:

Twitter - @DellMatchPlay

Instagram - @DellMatchPlay

Facebook - www.facebook.com/dellmatchplay

CHAMPIONSHIP OFFICE:

3600 Capital of Texas Highway
Suite 230
Austin, TX 78746
512-949-5885

TOURNAMENT DIRECTOR:

Jordan Uppleger

TOURNAMENT SERVICES SENIOR MANAGER:

Callie Gibson

TOURNAMENT SALES MANAGER:

Kris Devlin

TOURNAMENT COORDINATOR:

Rosalyn Barnett

MEDIA CONTACTS:

Chris Reimer, Senior Director, PGA TOUR

904-273-3286, chrisreimer@pgatourhq.com

Nick Parker, Communications Manager, PGA TOUR

904-806-4582, nickparker@pgatourhq.com

Tournament Officials

Dell Technologies Match Play Championship Staff

Brian Goin Senior Vice President, Chief Operations Officer
Jordan Uppleger Executive Director
Geoff Hill Operations Manager
Callie Gibson Tournament Services Manager
Kris Devlin Sales Manager
Rosalyn Barnett Tournament Services Assistant

Communications Staff

Chris Reimer Senior Director, Communications, PGA TOUR
Nick Parker Manager, Communications, PGA TOUR
John Bush Senior Manager, Communications, PGA TOUR
Jack Ryan Coordinator, Communications, PGA TOUR
Michael Gibbons Press Officer, European Tour
Tracey Veal Manager, Media Relations, PGA TOUR

Dell Technologies Match Play Rules Committee

International Federation of PGA Tours Officials
Asian Tour: Wanchai Meechai
Japan Golf Tour Organization: Masayuki Arai
PGA TOUR of Australasia: Russell Swanson
Sunshine Tour: Gary Todd
PGA European Tour: Andy McFee
PGA European Tour: David Probyn

Golf Organizations Officials

USGA: Jeff Hall
R&A: Claire Hargan
Golf Canada: Dale Jackson

PGA TOUR Officials

Steve Carman, Advance
Gary Young, Advance
Mark Russell, Tournament Director
Brad Fabel
John Mutch
Dillard Pruitt
Gary Young
Steve Rintoul
Brian Claar

PGA TOUR Scoring Official
Montana Thompson

2018 Official Scorecard

Match #: _____ Date: _____

Tee #: _____ Round #: _____

2018 Dell Technologies Match Play
Austin Country Club
March 21 - 25, 2018

Hole	1	2	3	4	5	6	7	8	9	Out
Yards	394	470	440	185	370	590	201	498	490	3638
Par	4	4	4	3	4	5	3	4	4	35

Status +/-

Status +/-

Hole	10	11	12	13	14	15	16	17	18	In	Total
Yards	393	194	578	317	465	440	565	150	368	3470	7108
Par	4	3	5	4	4	4	5	3	4	36	71

Status +/-

Status +/-

1-Year Ranking of Holes at Austin Country Club

Hole	Rank	Stroke Average	+/-
1	12	3.844	-.156
2	1	4.173	+.173
3	9	3.990	-.010
4	6	3.028	+.028
5	14	3.799	-.201
6	18	4.561	-.439
7	4	3.091	+.091
8	2	4.168	+.168
9	7	4.019	+.019
10	10	3.864	-.136
11	5	3.077	+.077
12	16	4.681	-.319
13	13	3.824	-.176
14	3	4.119	+.119
15	8	4.016	+.016
16	17	4.578	-.422
17	11	2.857	-.143
18	15	3.757	-.243

Scoring Averages at a Glance (2016-2017)

Hole	1	2	3	4	5	6	7	8	9	10	11	12	13	14	15	16	17	18
Par	4	4	4	3	4	5	3	4	4	4	3	5	4	4	4	5	3	4
2016	3.844	4.173	3.990	3.028	3.799	4.561	3.091	4.168	4.019	3.864	3.077	4.681	3.824	4.119	4.016	4.578	2.857	3.757
2017	3.995	4.142	3.956	3.059	3.638	4.538	2.990	4.283	3.995	3.928	3.024	4.592	3.936	4.108	3.977	4.648	3.029	3.817
Eagles	1	0	0	0	0	15	1	0	0	2	0	14	2	0	0	6	0	0
Birdies	100	43	75	59	153	192	55	35	73	95	63	164	107	39	63	127	38	37
Pars	257	289	280	286	237	189	303	272	268	271	285	184	242	278	243	157	155	89
Bogeys	56	90	53	71	34	25	67	118	66	53	51	41	48	74	60	17	21	8
Doubles	6	9	4	3	0	3	4	7	5	1	15	2	7	5	1	1	2	0
Triple+	0	1	1	0	0	0	0	0	0	0	1	0	0	0	0	0	0	0

Purse Breakdown - \$10 Million

Position	Prize	Position	Prize	Position	Prize	Position	Prize
1	\$1,700,000	17	\$121,000	33	\$76,000	49	\$60,000
2	\$1,072,000	18	\$113,000	34	\$75,000	50	\$59,000
3	\$695,000	19	\$107,000	35	\$74,000	51	\$58,000
4	\$559,000	20	\$103,000	36	\$73,000	52	\$57,000
5	\$306,000	21	\$100,000	37	\$72,000	53	\$56,000
6	\$306,000	22	\$97,000	38	\$71,000	54	\$55,000
7	\$306,000	23	\$94,000	39	\$70,000	55	\$54,000
8	\$306,000	24	\$92,000	40	\$69,000	56	\$53,000
9	\$163,000	25	\$90,000	41	\$68,000	57	\$52,500
10	\$163,000	26	\$88,000	42	\$67,000	58	\$52,000
11	\$163,000	27	\$86,000	43	\$66,000	59	\$51,500
12	\$163,000	28	\$84,000	44	\$65,000	60	\$51,000
13	\$163,000	29	\$82,000	45	\$64,000	61	\$50,500
14	\$163,000	30	\$80,000	46	\$63,000	62	\$50,000
15	\$163,000	31	\$78,000	47	\$62,000	63	\$49,500
16	\$163,000	32	\$77,000	48	\$61,000	64	\$49,000

History at a Glance

Final Round	Winner	Score	Runner-up	Location	Par/Yards	Purse	First Place
2/28/1999	Jeff Maggert	38 holes	Andrew Magee	La Costa Resort and Spa	72/7,022	\$5,000,000	\$1,000,000
2/27/2000	Darren Clarke	4 and 3	Tiger Woods	La Costa Resort and Spa	72/7,022	5,000,000	1,000,000
1/7/2001	Steve Stricker	2 and 1	Pierre Fulke	The Metropolitan Club	72/7,066	5,000,000	1,000,000
2/24/2002	Kevin Sutherland	1-up	Scott McCarron	La Costa Resort and Spa	72/7,022	5,500,000	1,000,000
3/2/2003	Tiger Woods	2 and 1	David Toms	La Costa Resort and Spa	72/7,247	6,000,000	1,050,000
2/29/2004	Tiger Woods	3 and 2	Davis Love III	La Costa Resort and Spa	72/7,247	7,000,000	1,200,000
2/27/2005	David Toms	6 and 5	Chris DiMarco	La Costa Resort and Spa	72/7,247	7,500,000	1,300,000
2/26/2006	Geoff Ogilvy	3 and 2	Davis Love III	La Costa Resort and Spa	72/7,277	7,500,000	1,300,000
2/25/2007	Henrik Stenson	2 and 1	Geoff Ogilvy	The Gallery at Dove Mountain (South)	72/7,466	8,000,000	1,350,000
2/24/2008	Tiger Woods	8 and 7	Stewart Cink	The Gallery at Dove Mountain (South)	72/7,351	8,000,000	1,350,000
3/1/2009	Geoff Ogilvy	4 and 3	Paul Casey	The Ritz-Carlton Golf Club, Dove Mountain	72/7,849	8,500,000	1,400,000
2/21/2010	Ian Poulter	4 and 2	Paul Casey	The Ritz-Carlton Golf Club, Dove Mountain	72/7,849	8,500,000	1,400,000
2/27/2011	Luke Donald	3 and 2	Martin Kaymer	The Ritz-Carlton Golf Club Dove Mountain	72/7,849	8,500,000	1,400,000
2/26/2012	Hunter Mahan	2 and 1	Rory McIlroy	The Ritz-Carlton Golf Club Dove Mountain	72/7,849	8,500,000	1,400,000
2/24/2013	Matt Kuchar	2 and 1	Hunter Mahan	The Golf Club at Dove Mountain	72/7,791	8,750,000	1,500,000
2/23/2014	Jason Day	23 holes	Victor Dubuisson	The Golf Club at Dove Mountain	72/7,791	9,000,000	1,530,000
5/3/2015	Rory McIlroy	4 and 2	Gary Woodland	TPC Harding Park	71/7,127	9,250,000	1,570,000
3/27/2016	Jason Day	5 and 4	Louis Oosthuizen	Austin Country Club	71/7,073	9,500,000	1,620,000
3/26/2017	Dustin Johnson	1 up	Jon Rahm	Austin Country Club	71/7,108	9,750,000	1,660,000

Austin Country Club routing for Dell Technologies Match Play

Dell Technologies Match Play Routing

Hole 1
Hole 2
Hole 3
Hole 4
Hole 5
Hole 6
Hole 7
Hole 8
Hole 9
Hole 10
Hole 11
Hole 12
Hole 13
Hole 14
Hole 15
Hole 16
Hole 17
Hole 18

Austin CC Routing

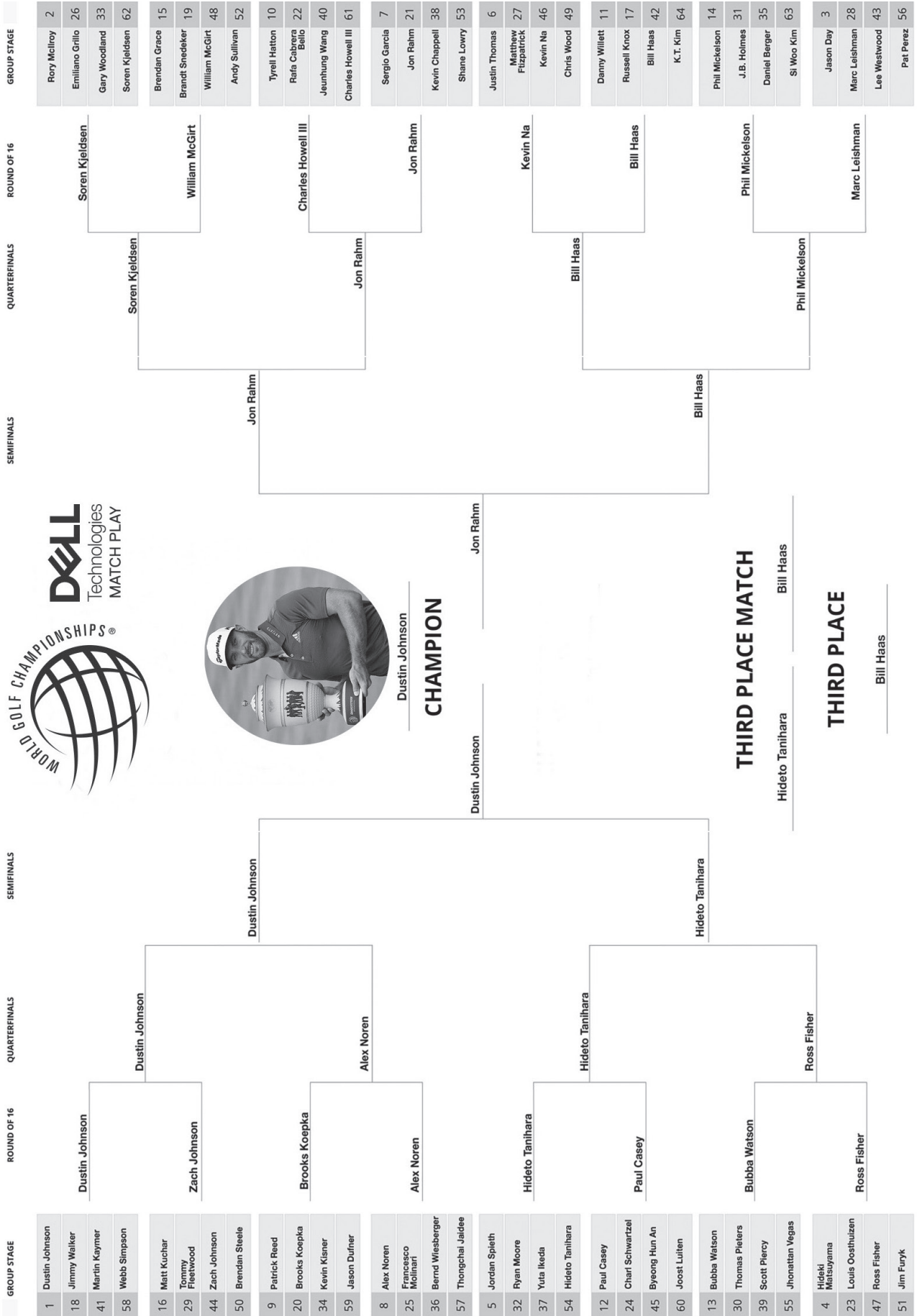
Hole 10
Hole 11
Hole 12
Hole 13
Hole 14
Hole 15
Hole 16
Hole 17
Hole 18
Hole 1
Hole 2
Hole 3
Hole 4
Hole 5
Hole 6
Hole 7
Hole 8
Hole 9

History of Dell Technologies Match Play

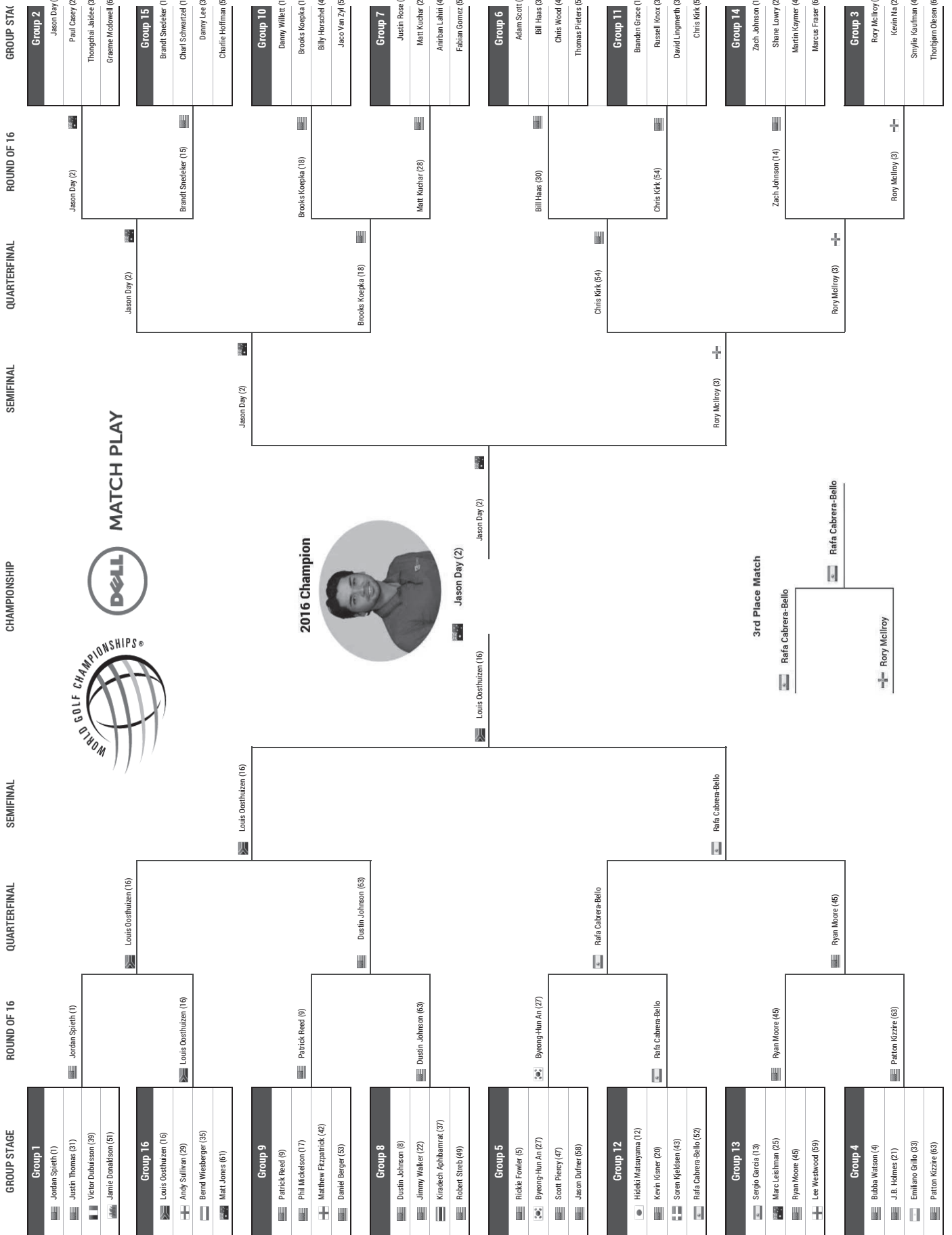


**Defending Champion:
Dustin Johnson**

2017 Dell Technologies Match Play



2016 Dell Match Play



2016 Champion



Jason Day (2)

2015 Cadillac Match Play

GROUP STAGE

ROUND OF 16

QUARTERFINAL

SEMIFINAL

CHAMPIONSHIP

SEMIFINAL

QUARTERFINAL

ROUND OF 16

GROUP STAGE

Group 2

Jordan Speith (2)
Lee Westwood (27)
Matt Evers (41)
Mikko Ilonen (68)

Group 15

Patrick Reed (15)
Ryan Moore (29)
Danny Willett (49)
Audry Sullivan (61)

Group 10

Sergio Garcia (10)
Jamie Donaldson (31)
Brend Wiesberger (40)
Tommy Fleetwood (57)

Group 7

Jason Day (7)
Zach Johnson (25)
Branden Grace (39)
Charley Hoffman (50)

Group 6

Justin Rose (6)
Ryan Palmer (23)
Anirban Lahiri (35)
Marc Leishman (60)

Group 11

Jimmy Walker (11)
Ian Poulter (28)
Webb Simpson (47)
Gary Woodland (52)

Group 14

Matt Kuchar (14)
Hunter Mahan (32)
Stephen Gallacher (42)
Ben Martin (67)

Group 3

Henrik Stenson (3)
Bill Haas (24)
Brendon Todd (43)
John Sanden (65)

Lee Westwood (27)

Danny Willett

Danny Willett (49)

Danny Willett

Tommy Fleetwood (57)

Tommy Fleetwood

Branden Grace (39)

Branden Grace

Marc Leishman (60)

Marc Leishman

Gary Woodland (52)

Gary Woodland

Hunter Mahan (32)

Hunter Mahan

John Sanden (65)

John Sanden



WINNER

Rory McIlroy (1)

Rory McIlroy (1)

Gary Woodland

3rd Place Match

Jim Furyk (5)

Danny Willett

Danny Willett

Rory McIlroy (1)

Rory McIlroy (1)

Rory McIlroy (1)

Hideki Matsuyama (16)

Hideki Matsuyama (16)

Paul Casey (37)

Paul Casey

Charl Schwartzel (38)

Charl Schwartzel

Jim Furyk (5)

Jim Furyk (5)

J.B. Holmes (12)

J.B. Holmes

Rickie Fowler (13)

Rickie Fowler

Louis Oosthuizen (30)

Louis Oosthuizen

Group 1

Rory McIlroy (1)
Billy Horschel (19)
Brandt Snedeker (56)
Jason Dufner (56)

Group 16

Hideki Matsuyama (16)
Kevin Na (21)
Joost Luiten (44)
Alexander Levy (54)

Group 9

Adam Scott (9)
Chris Kirk (26)
Paul Casey (37)
Francesco Molinari (70)

Group 8

Dustin Johnson (8)
Victor Dubuisson (22)
Charl Schwartzel (38)
Matt Jones (63)

Group 5

Jim Furyk (5)
Martin Kaymer (17)
Thongchai Jaidee (45)
George Coetzee (64)

Group 12

J.B. Holmes (12)
Brooks Koepka (20)
Russell Henley (46)
Marc Warren (53)


Group 13

Rickie Fowler (13)
Graeme McDowell (33)
Shane Lowry (48)
Harris English (58)


Group 4

Bubba Watson (4)
Louis Oosthuizen (30)
Keegan Bradley (34)
Miguel Angel Jimenez (65)


2014 Accenture Match Play Championship




2013 Accenture Match Play Championship




2012 Accenture Match Play Championship




2011 Accenture Match Play Championship




2010 Accenture Match Play Championship




2009 Accenture Match Play Championship




2008 Accenture Match Play Championship




2007 Accenture Match Play Championship




2006 Accenture Match Play Championship




2005 Accenture Match Play Championship




2004 Accenture Match Play Championship




2003 Accenture Match Play Championship



2001 Accenture Match Play Championship



2000 Accenture Match Play Championship



Dell Technologies Match Play Records

Longest championship match (pre-2011):

Jeff Maggert def. **Andrew Magee**, 1999, 38 holes

Longest championship match (post-2011):

Jason Day def. **Victor Dubuisson**, 2014, 23 holes

Longest match (non-championship):

26 holes, **Scott Verplank** def. **Lee Westwood**, first round, **2006**

26 holes, **Mike Weir** def. **Loren Roberts**, first round, **2003**

25 holes, **Vijay Singh** def. **Rod Pampling**, third round, **2008**

25 holes, **Henrik Stenson** def. **Trevor Immelman**, second round, **2008**

25 holes, **Darren Clarke** def. **Eduardo Romero**, first round, **2004**

24 holes, **Paul Casey** def. **Camilo Villegas**, semifinals, **2010**

24 holes, **Stewart Cink** def. **Lee Westwood**, second round, **2009**

24 holes, **Chad Campbell** def. **Miguel Angel Jimenez**, third round, **2005**

23 holes, **Colin Montgomerie** def. **Niclas Fasth**, first round, **2006**

23 holes, **Adam Scott** def. **Robert Allenby**, second round, **2004**

23 holes, **Thomas Bjorn** def. **Colin Montgomerie**, second round, **2000**

Largest margin of victory:

9 and 8, **Tiger Woods** def. **Stephen Ames**, first round, **2006**

8 and 7, **Ben Crane** def. **Rory McIlroy**, second round, **2011**

8 and 7, **Tiger Woods** def. **Stewart Cink**, final round, **2008**

8 and 7, **Stephen Ames** def. **Robert Karlsson**, first round, **2007**

8 and 6, **Zach Johnson** def. **Martin Kaymer**, second round, **2016**

8 and 6, **Mike Weir** def. **Alvaro Quiros**, first round, **2010**

7 and 6, **Miguel A. Jimenez** def. **Ben Crane**, third round, **2011**

7 and 6, **Martin Kaymer** def. **Seung-yul Noh**, first round **2011**

7 and 6, **Sergio Garcia** def. **Mike Weir**, second round, **2000**

7 and 6, **Craig Stadler** def. **Craig Parry**, second round, **2001**

7 and 6, **Brad Faxon** def. **Kenny Perry**, first round, **2002**

7 and 6, **Darren Clarke** def. **Davis Love III**, second round, **2003**

7 and 6, **Tiger Woods** def. **Stephen Leaney**, third round, **2003**

7 and 6, **Mark Hensby** def. **Stephen Ames**, first round, **2005**

7 and 6, **Davis Love III** def. **Lee Westwood**, second round, **2005**

7 and 6, **Camilo Villegas** def. **Rod Pampling**, first round, **2009**

7 and 6, **Ian Poulter** def. **Sergio Garcia**, semifinals, **2010**

7 and 6, **Scott Piercy** def. **Luke Donald**, second round, **2013**

7 and 6, **Hunter Mahan** def. **Stephen Gallacher**, first round, **2015**

Most matches played:

43, **Tiger Woods** (1999: 4, 2000: 6, 2002: 1, 2003: 6, 2004: 6, 2005: 2, 2006: 3, 2007: 3, 2008: 6, 2009: 2, 2011: 1, 2012: 2, 2013: 1)

38, **Jim Furyk** (1999: 1; 2000: 3; 2002: 3; 2003:3; 2005: 1; 2006: 1; 2007: 2; 2008: 1; 2009: 3; 2010: 2; 2011: 1; 2012: 1; 2013: 3; 2014: 4, 2015: 7, 2017: 3)

37, **Ian Poulter** (2004: 4, 2005: 6, 2006: 1, 2007: 3, 2008: 2, 2009: 3, 2010: 6, 2011: 1, 2012: 1, 2013: 6, 2014: 1, 2015: 3)

37, **Paul Casey**, (2003: 1, 2004: 1, 2005: 1, 2006: 1, 2007: 4, 2008: 3, 2009: 6, 2010: 5, 2011: 2, 2015: 5, 2016: 3, 2017: 4)

37, **Sergio Garcia** (2000: 3, 2002: 3, 2003: 1, 2004: 1, 2005: 3, 2007: 2, 2008: 2, 2009: 1, 2010: 6, 2012: 1; 2013: 2; 2014: 3, 2015: 3, 2016: 3, 2017: 3)

36, **Lee Westwood** (1999: 1, 2000: 2, 2002: 2, 2004: 1, 2005: 2, 2006: 1, 2007: 1, 2008: 2, 2009: 2, 2010: 2, 2011: 2, 2012: 6; 2013: 1; 2014: 1, 2015: 4, 2016: 3, 2017: 3)

35, **David Toms** (2000: 2; 2001: 2; 2002: 4; 2003: 6; 2004: 3; 2005: 6; 2006: 3; 2007: 3; 2008: 2; 2010: 1, 2012: 2; 2013: 1)

35, **Phil Mickelson**, (1999:3, 2000: 1, 2002: 1, 2003: 3, 2004: 4, 2005: 3, 2006: 3, 2007: 2, 2008: 2, 2009: 3, 2011: 2, 2016: 3, 2017: 5)

Most matches won:

33, **Tiger Woods** (33-10, 76.74 percent)

24, **David Toms** (24-11, 68.57 percent)

23, **Rory McIlroy** (23-9-2, 67.6 percent)

23, **Ian Poulter** (23-14, 62.16 percent)

23, **Paul Casey** (23-13-1, 62.16 percent)

22, **Stewart Cink** (22-12, 64.7 percent)

22, **Phil Mickelson** (22-13-0, 62.9 percent)

21, **Jason Day** (21-9, 70.0 percent)

Most consecutive matches won:

13, **Tiger Woods**, 2003-05

Most consecutive wins (current streak):

7, **Dustin Johnson**, 2017

Lowest seed to win:

No. 62, **Kevin Sutherland**, 2002

No. 55, **Steve Stricker**, 2001

No. 52, **Geoff Ogilvy**, 2006

Highest seed to win:

No. 1, **Tiger Woods**, 2003-04, 2008

No. 1, **Rory McIlroy**, 2015

No. 1, **Dustin Johnson**, 2017

Most higher seeds defeated in one championship:

6, **Kevin Sutherland**, 2001

Lowest seed to advance past group play:

Soren Kjeldsen, No. 62, eliminated in quarterfinals, 2017

Charles Howell III, No. 61, eliminated in the round of 16, 2017

John Senden, No. 60, eliminated in quarterfinals, 2015

Dell Technologies Match Play Records (cont.)

Holes-in-one:

Scott McCarron, 4-iron on 204-yard 14th hole (La Costa Resort and Spa), **2002**

Ben Crane, 6-iron, 184-yard 16th hole (La Costa Resort and Spa), **2006**

Ben Martin, Hybrid, 230-yard 17th hole (TPC Harding Park), **2015**

Hideto Tanihara, 8-iron, 201-yard seventh hole (Austin Country Club), **2017**

Best finish by a left-hander:

4th, **Bubba Watson**, 2011

T5, **Phil Mickelson**, 2004, 2017

T5, **Nick O'Hern**, 2001, 2005

Most countries represented by the final four players:

4 in 2001 (Steve Stricker, United States; Pierre Fulke, Sweden; Ernie Els, South Africa; Toru Taniguchi, Japan)

4 in 2007 (Chad Campbell, United States; Henrik Stenson, Sweden; Trevor Immelman, South Africa; Geoff Ogilvy, Australia)

4 in 2014 (Rickie Fowler, United States; Jason Day, Australia, Victor Dubuisson, France; Ernie Els, South Africa)

4 in 2016 (Jason Day, Australia; Rory McIlroy, Northern Ireland, Louis Oosthuizen, South Africa; Rafa Cabrera-Bello, Spain)

Fewest countries represented by the final four players:

1 in 1999 (United States: Jeff Maggert, Andrew Magee, John Huston and Steve Pate)

1 in 2002 (United States: Kevin Sutherland, Scott McCarron, Brad Faxon, Paul Azinger).

Most countries represented: 21 in 2016

20 in 2014	17 in 2008
19 in 2015	17 in 2006
19 in 2010	17 in 2002
19 in 2009	17 in 1999
19 in 2006	16 in 2004
18 in 2005	15 in 2011
18 in 2000	14 in 2001
17 in 2013	13 in 2012

Largest number of group top seeds to advance past group play:

8, 2016

Largest lead during a match:

9-up, **David Toms** over **Chris DiMarco**, Championship Match, 2005

Defending champions eliminated in the first round

2000, **Jeff Maggert**, 6 and 5 to **Bob Tway**

2002, **Steve Stricker**, 3 and 2 to **Chris DiMarco**

2011, **Ian Poulter**, 19 holes to **Stewart Cink**

2012, **Luke Donald**, 5 and 4 to **Ernie Els**

Defending champions eliminated in group play (2015-present)

2015, **Jason Day**, 0-3

2017, **Jason Day**, 0-3 (WD)

Most holes played to reach Championship Match (pre-2015 format change)

95, **Geoff Ogilvy**, 2006

89, **Jeff Maggert**, 1999

88, **Jeff Ogilvy**, 2009

88, **Andrew Magee**, 1999

Most holes played to reach Championship Match (post-2015 format change)

112, **Dustin Johnson**, 2017

112, **Louis Oosthuizen**, 2016

110, **Jason Day**, 2016

108, **Jon Rahm**, 2017

105, **Rory McIlroy**, 2015

101, **Gary Woodland**, 2015

Fewest holes played to reach Championship Match

73, **Luke Donald**, 2011

76, **Hunter Mahan**, 2013

77, **Tiger Woods**, 2003

79, **Hunter Mahan**, 2012

79, **Geoff Ogilvy**, 2007

79, **Matt Kuchar**, 2013

Fewest holes played to reach Championship Match

73, **Luke Donald**, 2011

76, **Hunter Mahan**, 2013

77, **Tiger Woods**, 2003

79, **Hunter Mahan**, 2012

79, **Geoff Ogilvy**, 2007

79, **Matt Kuchar**, 2013

Youngest to compete

Matteo Manassero, 17 years, 10 months, 4 days, 2011

Ryo Ishikawa, 18 years, 5 months, 4 days, 2010

Oldest to compete

Jay Haas, 51 years, 2 months, 22 days, 2005

Youngest to win

Rory McIlroy, 25 years, 11 months, 25 days, 2015

Oldest to win

David Toms, 38 years, 1 month, 23 days, 2005

Dell Technologies Match Play Records (cont.)

ADDITIONAL WORLD GOLF CHAMPIONSHIPS RECORDS:

Most World Golf Championships wins

- 18, **Tiger Woods**
- 5, **Dustin Johnson**
- 3, **Geoff Ogilvy**
- 3, **Phil Mickelson**

Low round

- 60, 12-under, **Brandt Snedeker**, third round, 2012 HSBC Champions
- 61, 9-under, **Sergio Garcia**, second round, 2014 Bridgestone Invitational
- 61, 9-under, **Tiger Woods**, second round, 2013 Bridgestone Invitational
- 61, 9-under, **Tiger Woods**, second round, 2000 Bridgestone Invitational

Low final round by a winner

- 63, **Martin Kaymer**, 2011 HSBC Champions
- 64, **Keegan Bradley**, 2012 Bridgestone Invitational
- 64, **Hunter Mahan**, 2010 Bridgestone Invitational

Best come-from-behind win

- 8 strokes, **Justin Rose**, 2017 HSBC Champions
- 5 strokes, **Dustin Johnson**, 2015 Mexico Championship
- 5 strokes, **Martin Kaymer**, 2011 HSBC Champions

Largest margin of victory

- 11 strokes, **Tiger Woods**, 1999 Bridgestone Invitational

Youngest to win

- Patrick Reed**, 2014 Mexico Championship, 23 years, 7 months, 4 days

Oldest to win

- Phil Mickelson**, 2018 Mexico Championship, 47 years, 8 months, 16 days

Dell Technologies Match Play Records

Robert Allenby (9-11)

- 2001 R1: beat Nobuhito Sato, 2 and 1
R2: lost to Dudley Hart, 5 and 4
- 2002 R1: lost to Kirk Triplett, 3 and 2
- 2003 R1: beat Trevor Immelman, 4 and 2
R2: beat Jeff Sluman, 1-up
R3: lost to Peter Lonard, 1-down
- 2004 R1: beat Brian Davis, 3 and 2
R2: lost to Adam Scott, 23 holes
- 2005 R1: beat Todd Hamilton, 6 and 5
R2: beat Graeme McDowell, 1-up
R3: beat Kirk Triplett, 2 and 1
QF: lost to Retief Goosen, 4 and 3
- 2006 R1: beat K.J. Choi, 3 and 2
R2: lost to Tiger Woods, 1-down
- 2007 R1: lost to Tim Clark, 2 and 1
- 2008 R1: lost to Henrik Stenson 1-down
- 2009 R1: lost to Ross Fisher, 1-down
- 2010 R1: beat Peter Hanson, 4 and 2
R2: lost to Luke Donald, 2 and 1
- 2011 R1: lost to Ross Fisher, 4 and 3

Stephen Ames (4-6)

- 2005 R1: lost to Mark Hensby, 7 and 6
- 2006 R1: lost to Tiger Woods, 9 and 8
- 2007 R1: beat Robert Karlsson, 8 and 7
R2: beat Vijay Singh, 19 holes
R3: beat Stewart Cink, 3 and 1
QF: lost to Chad Campbell, 1-down
- 2008 R1: lost to Charles Howell III, 19 holes
- 2009 R1: beat Alvaro Quiros, 1-up
R2: lost to Peter Hanson, 2 and 1
- 2010 R1: lost to Paul Casey, 5 and 4

Byeong-Hun An (1-4-2)

- 2016 G1: halved with Scott Piercy
G2: beat Jason Dufner, 2-up
G3: halved with Rickie Fowler
Defeated Scott Piercy with a birdie 3 on the first playoff hole to advance
R4: lost to Rafa Cabrera-Bello, concession (neck injury)
- 2017 G1: lost to Charl Schwartzel, 6 and 5
G2: lost to Paul Casey, 2 and 1
G3: lost to Joost Luiten, 1-down

Billy Andrade (0-1)

- 2002 R1: lost to Jim Furyk, 20 holes

Kiradech Aphibarnrat (2-2-0)

- 2014 R1: lost to Henrik Stenson, 2 and 1
- 2016 G1: beat Jimmy Walker, 2 and 1
G2: lost to Dustin Johnson, 5 and 4
G3: beat Robert Streb, 1-up
Lost tiebreaker to Dustin Johnson with a birdie 3 on the first playoff hole

Stuart Appleby (6-11)

- 1999 R1: lost to Bill Glasson, 2 and 1
- 2000 R1: lost to Scott Hoch, 1-down
- 2001 R1: beat Kenny Perry, 2-up
R2: beat Per-Ulrik Johansson, 4 and 3
R3: lost to Toru Taniguchi, 2 and 1
- 2002 R1: lost to Bob Estes, 1-down
- 2003 R1: lost to Chris Riley, 1-down
- 2004 R1: beat Justin Rose, 5 and 4
R2: lost to Chris DiMarco, 19 holes
- 2005 R1: beat Joakim Haeggman, 19 holes
R2: lost to Ian Poulter, 6 and 5
- 2006 R1: lost to Tom Lehman, 3 and 2
- 2007 R1: lost to Charles Howell III, 4 and 3
- 2008 R1: beat Tim Clark, 3 and 2
R2: beat Phil Mickelson, 2 and 1
R3: lost to Justin Leonard, 3 and 2
- 2009 R1: lost to Martin Kaymer, 1-down

Woody Austin (3-1)

- 2008 R1: beat Toru Taniguchi, 6 and 5
R2: beat Adam Scott, 19 holes
R3: beat Boo Weekley, 3 and 2
QF: lost to Henrik Stenson, 2-down

Paul Azinger (5-4)

- 1999 R1: beat Ernie Els, 1-up
R2: lost to Loren Roberts, 2 and 1
- 2000 R1: lost to Darren Clarke, 2 and 1
- 2002 R1: beat Jesper Parnevik, 1-up
R2: beat Davis Love III, 1-up
R3: beat Niclas Fasth, 20 holes
QF: beat Bob Estes, 2 and 1
SF: lost to Scott McCarron, 1-down
Consolation: lost to Brad Faxon, 19 holes

Aaron Baddeley (4-4)

- 2007 R1: beat Shingo Katayama, 1-up
R2: beat Luke Donald, 1-up
R3: lost to Henrik Stenson, 4 and 3
- 2008 R1: beat Mark Calcavecchia, 4 and 2
R2: beat David Toms, WD
R3: lost to Tiger Woods, 20 holes
- 2009 R1: lost to Paul Casey, 1-down
- 2012 R1: lost to Louis Oosthuizen, 2 and 1

Briny Baird (0-1)

- 2004 R1: lost to Davis Love III, 2 and 1

Sang Moon Bae (3-1)

- 2012 R1: beat Ian Poulter, 4 and 3
R2: beat Charl Schwartzel, 1-up
R3: beat John Senden, 1-up
QF: lost to Rory McIlroy, 3 and 2

Dell Technologies Match Play Records (cont.)

Rich Beem (0-2)

- 2003 R1: lost to Steve Lowery, 2-down
2004 R1: lost to Mike Weir, 3 and 2

Daniel Berger (1-5)

- 2016 G1: lost to Patrick Reed, 1-down
G2: lost to Phil Mickelson, 1-down
G3: lost to Matthew Fitzpatrick, concession (injured wrist)
2017 G1: beat J.B. Holmes, 7 and 5
G2: lost to Phil Mickelson, 5 and 4
G3: lost to Si Woo Kim, 1-down

Thomas Bjorn (6-10)

- 1999 R1: beat Brian Watts, 1-up
R2: lost to Andrew Magee, 2 and 1
2000 R1: beat Glen Day, 1-up
R2: beat Colin Montgomerie, 23 holes
R3: lost to Darren Clarke, 1-down
2003 R1: lost to Jerry Kelly, 5 and 4
2004 R1: beat Scott Hoch, 4 and 3
R2: lost to Fredrik Jacobson, 5 and 4
2005 R1: lost to Rory Sabbatini, 6 and 5
2007 R1: lost to Trevor Immelman, 6 and 5
2011 R1: beat Tiger Woods, 19 holes
R2: lost to Geoff Ogilvy, 1-down
2012 R1: lost to Francesco Molinari, 20 holes
2013 R1: lost to Peter Hanson, 3 and 2
2014 R1: beat Francesco Molinari, 2 and 1
R2: lost to Jordan Spieth, 5 and 4

Jonas Blixt (1-1)

- 2014 R1: beat Keegan Bradley, 2 and 1
R2: lost to Bubba Watson, 2-down

Keegan Bradley (1-6)

- 2012 R1: beat Geoff Ogilvy, 4 and 3
R2: lost to Miguel Angel Jimenez, 2 and 1
2013 R1: lost to Marcus Fraser, 1-down
2014 R1: lost to Jonas Blixt, 2 and 1
2015 G1: lost to Louis Oosthuizen, 6 and 5
G2: lost to Bubba Watson, 4 and 2
G3: lost to Miguel Angel Jimenez, 2-down

Michael Bradley (1-1)

- 1999 R1: beat Mark O'Meara, 4 and 2
R2: lost to Jose Maria Olazabal, 2 and 1

Paul Broadhurst (0-1)

- 2006 R1: lost to Retief Goosen, 5 and 4

Olin Browne (0-1)

- 2000 R1: lost to Davis Love III, 2 and 1

Bart Bryant (0-2)

- 2006 R1: lost to John Daly, 4 and 2
2007 R1: lost to Ian Poulter, 5 and 4

Jonathan Byrd (2-3)

- 2008 R1: beat Ernie Els, 6 and 5
R2: beat Andres Romero, 6 and 4
R3: lost to Henrik Stenson, 1-down
2011 R1: lost to Rory McIlroy, 4 and 2
2012 R1: lost to Mat Kuchar, 1-down

Angel Cabrera (6-9)

- 2000 R1: lost to David Duval, 4 and 3
2002 R1: lost to Nick Price, 2 and 1
2003 R1: beat Scott Verplank, 3 and 2
R2: lost to Alex Cjeka, 4 and 2
2005 R1: beat Paul Casey, 4 and 2
R2: lost to Phil Mickelson, 4 and 3
2006 R1: beat Peter Lonard, 1-up
R2: lost to Pdraig Harrington, 19 holes
2007 R1: lost to Chad Campbell, 1-down
2008 R1: beat Anders Hansen, 3 and 2
R2: beat Luke Donald, 2 and 1
R3: beat Steve Stricker, 4 and 3
QF: lost to Stewart Cink, 3 and 2
2009 R1: lost to Phil Mickelson, 19 holes
2010 R1: lost to Adam Scott, 3 and 2

Rafa Cabrera-Bello (8-4-1)

- 2012 R1: lost to Jason Day, 19 holes
2013 R1: beat Lee Westwood, 19 holes
R2: lost to Martin Kaymer, 2 and 1
2016 G1: beat Hideki Matsuyama, 1-up
G2: beat Kevin Kisner, 4 and 3
G3: halved with Soren Kjeldsen
R4: beat Byeong-Hun An, concession
QF: beat Ryan Moore, 2 and 1
SF: lost to Louis Oosthuizen, 4 and 3
Consolation: beat Rory McIlroy, 3 and 2
2017 G1: beat Jeunghun Wang, 4 and 3
G2: lost to Charles Howell III, 1-down
G3: beat Tyrrell Hatton, 2 and 1
Lost tiebreaker with Hatton/Howell III on the fifth playoff hole.
Howell III advanced.

Mark Calcavecchia (4-5)

- 1999 R1: lost to Carlos Franco, 2 and 1
2000 R1: beat Nick Price, 2 and 1
R2: beat Jose Maria Olazabal, 4 and 3
R3: lost to Paul Lawrie, 21 holes
2002 R1: beat Jerry Kelly, 3 and 2
R2: beat Chris DiMarco, 2 and 1
R3: lost to Jose Maria Olazabal, 2-down
2006 R1: lost to Chris DiMarco, 2 and 1
2008 R1: lost to Aaron Baddeley, 4 and 2

Dell Technologies Match Play Records (cont.)

Chad Campbell (11-6)

- 2004 R1: beat Tim Herron, 3 and 2
R2: beat Loren Roberts, 3 and 1
R3: lost to Jerry Kelly, 1-down
- 2005 R1: beat Fredrik Jacobson, 2-up
R2: beat Miguel Angel Jimenez, 24 holes
R3: lost to Retief Goosen, 19 holes
- 2006 R1: beat Tim Herron, 4 and 2
R2: beat Henrik Stenson, 1-up
R3: beat Tiger Woods, 1-up
QF: lost to Tom Lehman, 21 holes
- 2007 R1: beat Angel Cabrera, 1-up
R2: beat Jim Furyk, 19 holes
R3: beat David Toms, 1-up
QF: beat Stephen Ames, 1-up
SF: lost to Geoff Ogilvy, 3 and 2
Consolation: lost to Trevor Immelman, 4 and 2
- 2010 R1: lost to Martin Kaymer, 4 and 2

Michael Campbell (2-7)

- 2000 R1: lost to Tiger Woods 5 and 4
- 2001 R1: beat Mathias Gronberg, 4 and 3
R2: beat Toshi Izawa, 6 and 4
R3: lost to Pierre Fulke, 1-down
- 2002 R1: lost to Niclas Fasth, 2 and 1
- 2003 R1: lost to Jeff Sluman, 3 and 2
- 2004 R1: lost to Chris DiMarco, 2 and 1
- 2006 R1: lost to Geoff Ogilvy, 19 holes
- 2007 R1: lost to Justin Rose, 6 and 5

Paul Casey (23-13-1)

- 2003 R1: lost to Davis Love III, 5 and 4
- 2004 R1: lost to Shaun Micheel, 21 holes
- 2005 R1: lost to Angel Cabrera, 4 and 2
- 2006 R1: lost to Henrik Stenson, 1-down
- 2007 R1: beat Mike Weir, 1-up
R2: beat Colin Montgomerie, 4 and 3
R3: beat Shaun Micheel, 1-up
QF: lost to Geoff Ogilvy, 5 and 4
- 2008 R1: beat Robert Karlsson, 2-up
R2: beat Bradley Dredge, 2 and 1
R3: lost to K.J. Choi, 2-down
- 2009 R1: beat Aaron Baddeley, 1-up
R2: beat Mathew Goggin, 6 and 4
R3: beat Peter Hanson, 4 and 2
QF: beat Sean O'Hair, 4 and 3
SF: beat Ross Fisher, 2 and 1
Championship: lost to Geoff Ogilvy, 4 and 3
- 2010 R1: beat Stephen Ames, 5 and 4
R2: beat Mike Weir, 5 and 4
R3: beat Brian Gay, 5 and 4
QF: beat Stewart Cink, 5 and 4
SF: beat Camilo Villegas, 24 holes
Championship: lost to Ian Poulter, 4 and 2

- 2011 R1: beat Richard Green, 19 holes
R2: lost to Jason Day, 4 and 2
- 2015 G1: beat Chris Kirk, 22 holes
G2: beat Adam Scott, 1-up
G3: beat Francesco Molinari, 1-up
R4: beat Charl Schwartzel, 3 and 1
QF: lost to Rory McIlroy, 22 holes
- 2016 G1: lost to Thongchai Jaidee, 2 and 1
G2: halved with Graeme McDowell
G3: lost to Jason Day, concession
- 2017 G1: beat Joost Luiten, 2 and 1
G2: beat Byeong Hun An, 1-up
G3: beat Charl Schwartzel, 4 and 3
R4: lost to Hideto Tanihara, 2 and 1

Alex Cejka (3-3)

- 2003 R1: beat Colin Montgomerie, 4 and 2
R2: beat Angel Cabrera, 4 and 2
R3: lost to David Toms, 1-down
- 2004 R1: beat Justin Leonard, 4 and 3
R2: lost to Darren Clarke, 6 and 5
- 2005 R1: lost to Sergio Garcia, 4 and 3

Greg Chalmers (0-2)

- 2001 R1: lost to Tom Lehman, 2 and 1
- 2012 R1: lost to Martin Kaymer, 4 and 2

Kevin Chappell (1-2-0)

- 2017 G1: lost to Jon Rahm, 3 and 2
G2: lost to Sergio Garcia, 4 and 3
G3: beat Shane Lowry, 1-up

K. J. Choi (6-10)

- 2003 R1: beat Fred Funk, 1-up
R2: lost to Tiger Woods, 5 and 3
- 2004 R1: lost to Stewart Cink, 4 and 2
- 2005 R1: lost to Tom Lehman, 4 and 2
- 2006 R1: lost to Robert Allenby, 3 and 2
- 2007 R1: beat Carl Pettersson, 2 and 1
R2: lost to Henrik Stenson, 1-down
- 2008 R1: beat Camilo Villegas, 3 and 2
R2: beat Ian Poulter, 19 holes
R3: beat Paul Casey, 2-up
QF: lost to Tiger Woods, 3 and 2
- 2009 R1: lost to Oliver Wilson, 3 and 1
- 2011 R1: beat Retief Goosen, 1-up
R2: lost to Ryan Moore, 5 and 4
- 2012 R1: lost to Kyle Stanley, 2 and 1
- 2013 R1: lost to Justin Rose, 2 and 1

Daniel Chopra (0-1)

- 2008 R1: lost to Steve Stricker, 20 holes

Dell Technologies Match Play Records (cont.)

Stewart Cink (22-12)

- 1999 R1: beat Payne Stewart, 3 and 2
R2: beat Craig Parry, 3 and 2
R3: lost to Tiger Woods, 2 and 1
- 2000 R1: lost to Retief Goosen, 3 and 2
- 2001 R1: lost to Mark McNulty, 1-down
- 2002 R1: lost to Charles Howell III, 4 and 3
- 2004 R1: beat K.J. Choi, 4 and 2
R2: lost to Colin Montgomerie, 5 and 4
- 2005 R1: beat Fred Funk, 2-up
R2: beat Tom Lehman, 2 and 1
R3: beat Davis Love III, 20 holes
QF: lost to Chris DiMarco, 2 and 1
- 2006 R1: lost to Mike Weir, 4 and 3
- 2007 R1: beat Jeev Singh, 3 and 2
R2: beat Pádraig Harrington, 1-up
R3: lost to Stephen Ames, 3 and 1
- 2008 R1: beat Miguel Angel Jimenez, 4 and 3
R2: beat Pádraig Harrington, 2-up
R3: beat Colin Montgomerie, 4 and 2
QF: beat Angel Cabrera, 3 and 2
SF: beat Justin Leonard, 4 and 2
Championship: lost to Tiger Woods, 8 and 7
- 2009 R1: beat Richard Sterne, 19 holes
R2: beat Lee Westwood, 23 holes
R3: beat Phil Mickelson, 1-up
QF: beat Ernie Els, 2 and 1
SF: lost to Geoff Ogilvy, 4 and 2
Consolation: beat Ross Fisher, 1-up
- 2010 R1: beat Edoardo Molinari, 2-up
R2: beat Sean O'Hair, 1-up
R3: beat Charl Schwartzel, 19 holes
QF: lost to Paul Casey, 5 and 4
- 2011 R1: beat Ian Poulter, 19 holes
R2: lost to Y.E. Yang, 4 and 3

Tim Clark (7-8)

- 2003 R1: lost to Darren Clarke, 4 and 3
- 2005 R1: lost to Craig Parry, 1-down
- 2006 R1: lost to Arron Oberholser, 21 holes
- 2007 R1: beat Robert Allenby, 2 and 1
R2: lost to Tiger Woods, 5 and 4
- 2008 R1: lost to Stuart Appleby, 3 and 2
- 2009 R1: beat Retief Goosen, 3 and 2
R2: beat Tiger Woods, 4 and 2
R3: lost to Rory McIlroy, 4 and 3
- 2010 R1: beat Vijay Singh, 1-up
R2: beat Martin Kaymer, 3 and 2
R3: lost to Sergio Garcia, 2 and 1
- 2013 R1: beat Adam Scott, 2 and 1
R2: beat Thorbjorn Olesen, 3 and 2
R3: lost to Ian Poulter, 5 and 3

George Coetzee (4-4)

- 2012 R1: lost to Rory McIlroy, 2-down
- 2013 R1: lost to Martin Kaymer, 2 and 1
- 2014 R1: beat Steve Stricker, 3 and 1
R2: beat Patrick Reed, 21 holes
R3: lost to Jason Day, 3 and 1
- 2015 G1: lost to Jim Furyk, 3 and 2
G2: beat Martin Kaymer, 19 holes
G3: beat Thongchai Jaidee, 21 holes

Nicolas Colsaerts (3-2)

- 2012 R1: lost to Lee Westwood, 3 and 1
- 2013 R1: beat Bill Haas, 5 and 4
R2: beat Justin Rose, 4 and 2
R3: lost to Matt Kuchar, 4 and 3

Darren Clarke (14-8)

- 1999 R1: lost to Andrew Magee, 1-down
- 2000 R1: beat Paul Azinger, 2 and 1
R2: beat Mark O'Meara, 5 and 4
R3: beat Thomas Bjorn, 1-up
QF: beat Hal Sutton, 1-up
SF: beat David Duval, 4 and 3
Championship: beat Tiger Woods, 4 and 3
- 2002 R1: lost to Matt Gogel, 2 and 1
- 2003 R1: beat Tim Clark, 4 and 3
R2: beat Davis Love III, 7 and 6
R3: beat Jim Furyk, 2-up
QF: lost to Peter Lonard, 2-down
- 2004 R1: beat Eduardo Romero, 25 holes
R2: beat Alex Cjeka, 6 and 5
R3: beat Kenny Perry, 3 and 2
QF: beat Jerry Kelly, 5 and 3
SF: lost to Davis Love III, 21 holes
Consolation: beat Stephen Leaney, 1-up
- 2005 R1: lost to Graeme McDowell, 1-down
- 2006 R1: lost to Shigeki Maruyama, 4 and 3
- 2007 R1: lost to Sergio Garcia, 19 holes
- 2012 R1: lost to Nick Watney, 5 and 4

José Coceres (0-1)

- 2001 R1: lost to Brad Faxon, 3 and 2

Andrew Coltart (2-1)

- 2001 R1: beat Phillip Price, 3 and 2
R2: beat David Toms, 4 and 2
R3: lost to Craig Stadler, 19 holes

Dell Technologies Match Play Records (cont.)

John Cook (2-3)

- 1999 R1: lost to Greg Norman, 3 and 2
2002 R1: beat Phil Mickelson, 3 and 2
R2: beat Lee Westwood, 1-up
R3: lost to Brad Faxon, 3 and 2
2003 R1: lost to Pdraig Harrington, 4 and 3

Fred Couples (4-5)

- 1999 R1: beat Dudley Hart, 2-up
R2: beat Scott Hoch, 1-down
R3: lost to Steve Pate, 1-down
2000 R1: lost to Joe Ozaki, 1-down
2003 R1, beat Bob Tway, 3 and 2
R2, lost to Davis Love III, 3 and 2
2005 R1: beat Peter Lonard, 1-up
R2: lost to Retief Goosen, 1-down
2006 R1: lost to Sean O'Hair, 19 holes

Ben Crane (6-5)

- 2006 R1: beat Justin Leonard, 4 and 3
R2: lost to Retief Goosen, 2 and 1
2007 R1: beat Davis Love III, 3 and 1
R2: lost to David Toms, 3 and 2
2010 R1: beat Henrik Stenson, concession
R2: beat Y.E. Yang, 3 and 2
R3: lost to Camilo Villegas, 3 and 2
2011 R1: beat Adam Scott, 4 and 2
R2: beat Rory McIlroy, 8 and 7
R3: lost to Miguel A. Jimenez, 7 and 6
2012 R1: lost to Bubba Watson, 2 and 2

Ben Curtis (1-2)

- 2004 R1: beat Charles Howell III, 2 and 1
R2: lost to Phil Mickelson, 7 and 6
2009 R1: lost to Luke Donald, 19 holes

John Daly (2-3)

- 2002 R1: lost to Rocco Mediate, 5 and 4
2005 R1: beat Justin Leonard, 1-up
R2: lost to Chris DiMarco, 4 and 3
2006 R1: beat Bart Bryant, 4 and 2
R2: lost to Phil Mickelson, 2 and 1

Brian Davis (0-1)

- 2003 R1: lost to Robert Allenby, 2 and 1

Glen Day (1-3)

- 1999 R1: lost to Lee Janzen, 3 and 2
2000 R1: lost to Thomas Bjorn, 1-down
2001 R1: beat Kirk Triplett, 3 and 1
R2: lost to Pierre Fulke, 20 holes

Jason Day (21-9-0)

- 2011 R1: beat K.T. Kim, 3 and 2
R2: beat Paul Casey, 4 and 2
R3: lost to J.B. Holmes, 1-down
2012 R1: beat Rafael Cabrera Bello, 19 holes
R2: lost to John Senden, 6 and 5
2013 R1: beat Zach Johnson, 6 and 5
R2: beat Russell Henley, 19 holes
R3: beat Bubba Watson, 4 and 3
QF: beat Graeme McDowell, 1-up
SF: lost to Matt Kuchar, 4 and 3
Consolation: beat Ian Poulter, 1-up
2014 R1: beat Thorbjorn Olesen, 2 up
R2: beat Billy Horschel, 22 holes
R3: beat George Coetzee, 3 and 1
QF: beat Louis Oosthuizen, 2 and 1
SF: beat Rickie Fowler, 3 and 2
Championship: beat Victor Dubuisson, 23 holes
2015 G1: lost to Charley Hoffman, 4 and 3
G2: lost to Branden Grace, 4 and 3
G3: lost to Zach Johnson, 3 and 2
2016 G1: beat Graeme McDowell, 3 and 2
G2: beat Thongchai Jaidee, 5 and 3
G3: beat Paul Casey, concession
R4: beat Brandt Snedeker, 3 and 2
QF: beat Brooks Koepka, 3 and 2
SF: beat Rory McIlroy, 1-up
Championship: beat Louis Oosthuizen, 5 and 4
2017 G1: lost to Pat Perez, concession (WD)
G2: lost to Lee Westwood, concession (WD)
G3: lost to Marc Leishman, concession (WD)

Graham DeLaet (0-1)

- 2014 R1: lost to Patrick Reed, 1-down

Chris DiMarco (11-7)

- 2001 R1: lost to Paul Lawrie, 5 and 4
2002 R1: beat Steve Stricker, 3 and 2
R2: lost to Mark Calcavecchia, 2 and 1
2003 R1: lost to Toshi Izawa, 2 and 1
2004 R1: beat Michael Campbell, 1-up
R2: beat Stuart Appleby, 19 holes
R3: lost to Phil Mickelson, 3 and 2
2005 R1: beat Tim Herron, 1-up
R2: beat John Daly, 4 and 3
R3: beat Jay Haas, 2 and 1
QF: beat Stewart Cink, 2 and 1
SF: beat Retief Goosen, 2 and 1
Championship: lost to David Toms, 6 and 5
2006: R1: beat Mark Calcavecchia, 2 and 1
R2: beat Arron Oberholser, 6 and 5
R3: lost to Davis Love III, 3 and 2
2007 R1: beat Brett Wetterich, 4 and 3
R2: lost to Trevor Immelman, 3 and 1

Dell Technologies Match Play Records (cont.)

Luke Donald (17-9)

- 2005 R1: beat Zach Johnson, 4 and 3
R2: beat Kenny Perry, 3 and 2
R3: lost to Nick O'Hern, 5 and 4
- 2006 R1: beat Richard Green, 2 and 1
R2: beat Shigeki Maruyama, 4 and 3
R3: lost to Retief Goosen, 1-down
- 2007 R1: beat Miguel Angel Jimenez, 3 and 1
R2: lost to Aaron Baddeley, 1-down
- 2008 R1: beat Nick Dougherty, 2 and 1
R2: lost to Angel Cabrera, 2 and 1
- 2009 R1: beat Ben Curtis, 19 holes
R2: beat Vijay Singh, 19 holes
R3: lost to Ernie Els, WD
- 2010 R1: beat Graeme McDowell, 2 and 1
R2: beat Robert Allenby, 6 and 5
R3: lost to Oliver Wilson, 20 holes
- 2011 R1: beat Charley Hoffman, 6 and 5
R2: beat Edoardo Molinari, 2 and 1
R3: beat Matteo Manassero, 3 and 2
QF: beat Ryan Moore, 5 and 4
SF: beat Matt Kuchar, 6 and 5
Final: beat Martin Kaymer, 3 and 2
- 2012 R1: lost to Ernie Els, 5 and 4
- 2013 R1: beat Marcel Siem, 1-up
R2: lost to Scott Piercy, 7 and 6
- 2014 R1: lost to Matteo Manassero, 5 and 4

Jamie Donaldson (4-4-0)

- 2013 R1: lost to Thorbjorn Olesen, 2 and 2
- 2014 R1: lost to Billy Horschel, 6 and 5
- 2015 G1: beat Bernd Wiesberger, 1-up
G2: lost to Tommy Fleetwood, 21 holes
G3: beat Sergio Garcia, 2 and 1
- 2016 G1: lost to Jordan Spieth, 3 and 2
G2: beat Justin Thomas, 2-up
G3: beat Victor Dubuisson, 1-up

Nick Dougherty (0-1)

- 2008 R1: lost to Luke Donald, 2 and 1

Bradley Dredge (2-2)

- 2007 R1: beat Ernie Els, 4 and 2
R2: lost to Ian Poulter, 3 and 1
- 2008 R1: beat Rory Sabbatini, 4 and 3
R2: lost to Paul Casey, 2 and 1

Victor Dubuisson (6-6-0)

- 2014 R1: beat Kevin Streelman, 5 and 4
R2: beat Peter Hanson, 3 and 1
R3: beat Bubba Watson, 1-up
QF: beat Graeme McDowell, 1-up
SF: beat Ernie Els, 1-up
Championship: lost to Jason Day, 23 holes
- 2015 G1: lost to Charl Schwartzel, 5 and 4
G2: lost to Matt Jones, 2-down
G3: lost to Dustin Johnson, 2 and 1
- 2016 G1: beat Justin Thomas, 3 and 2
G2: lost to Jordan Spieth, 5 and 4
G3: lost to Jamie Donaldson, 1-down

Jason Dufner (4-9-1)

- 2012 R1: lost to Peter Hanson, 2 and 1
- 2013 R1: lost to Richard Sterne, 1-down
- 2014 R1: beat Scott Stallings, 19 holes
R2: beat Matteo Manassero, 2 and 1
R3: lost to Ernie Els, 1-down
- 2015 G1: lost to Rory McIlroy, 5 and 4
G2: lost to Billy Horschel, 3 and 2
G3: beat Brandt Snedeker, 1-up
- 2016 G1: beat Rickie Fowler, 2 and 1
G2: lost to Byeong-Hun An, 2-down
G3: lost to Scott Piercy, 1-down
- 2017 G1: halved with Patrick Reed
G2: lost to Brooks Koepka, 6 and 5
G3: lost to Kevin Kisner, 2 and 1

Scott Dunlap (0-1)

- 2001 R1: lost to Shigeki Maruyama, 2 and 1

Joe Durant (0-2)

- 2002 R1: lost to Paul McGinley, 5 and 4
- 2007 R1: lost to Niclas Fasth, 1-down

David Duval (6-4)

- 1999 R1: beat Stephen Leaney, 2 and 1
R2: lost to Bill Glasson, 2 and 1
- 2000 R1: beat Angel Cabrera, 4 and 3
R2: beat Tim Herron, 2 and 1
R3: beat Sergio Garcia, 2 and 1
QF: beat Scott Hoch, 5 and 4
SF: lost to Darren Clarke, 4 and 3
Consolation: beat Davis Love III, 5 and 4
- 2001 R1: lost to Kevin Sutherland, 20 holes
- 2002 R1: lost to Justin Rose, 20 holes

Simon Dyson (0-2)

- 2010 R1: lost to Sean O'Hair, 3 and 1
- 2012 R1: lost to John Senden, 4 and 3

Dell Technologies Match Play Records (cont.)

Johan Edfors (0-1)

2007 R1: lost to Colin Montgomerie, 2 and 1

Steve Elkington (0-3)

1999 R1: lost to Steve Jones, 2 and 1

2000 R1: lost to Jeff Sluman, 2 and 1

2006 R1: lost to David Howell, 22 holes

Ernie Els (15-15)

1999 R1: lost to Paul Azinger, 1-down

2000 R1: beat Bernhard Langer, 2 and 1
R2: lost to Bob Estes, 1-down

2001 R1: beat Greg Kraft, 4 and 2
R2: beat Hidemichi Tanaka, 1-up
R3: beat Jean Van de Velde, 1-up
QF: beat Craig Stadler, 1-up
SF: lost to Pierre Fulke, 2 and 1
Consolation: lost to Toru Taniguchi, 4 and 3

2002 R1: beat Jeff Sluman, 4 and 3
R2: lost to Tom Lehman, 19 holes

2003 R1: lost to Phil Tataurangi, 20 holes

2006 R1: lost to Bernhard Langer, 1-down

2007 R1: lost to Bradley Dredge, 4 and 2

2008 R1: lost to Jonathan Byrd, 6 and 5

2009 R1: beat Soren Hansen, 4 and 2
R2: beat Steve Stricker, 3 and 2
R3: beat Luke Donald, WD

QF: lost to Stewart Cink, 2 and 1

2011 R1: beat Jeff Overton, 19 holes
R2: lost to J.B. Holmes, 1-down

2012 R1: beat Luke Donald, 5 and 4
R2: lost to Peter Hanson, 5 and 4

2013 R1: lost to Fredrik Jacobson, 1-down

2014 R1: beat Stephen Gallacher, 19 holes

R2: beat Justin Rose, 20 holes

R3: beat Jason Dufner, 1-up

QF: beat Jordan Spieth, 4 and 2

SF: lost to Victor Dubuisson, 1-down

Consolation: lost to Rickie Fowler, 19 holes

Harris English (4-2)

2014 R1: beat Lee Westwood, 5 and 3

R2: beat Rory McIlroy, 19 holes

R3: lost to Jim Furyk, 1-down

2015 G1: lost to Rickie Fowler, 1-down

G2: beat Graeme McDowell, 2 and 1

G3: beat Shane Lowry, 1-up

Bob Estes (6-6)

1999 R1: lost to John Huston, 3 and 2

2000 R1: beat Steve Pate, 20 holes

R2: beat Ernie Els, 1-up

R3: lost to Miguel Angel Jimenez, 2 and 1

2001 R1: lost to Toru Taniguchi, 3 and 2

2002 R1: beat Stuart Appleby, 1-up

R2: beat Scott Verplank, 19 holes

R3: beat Nick Price, 1-up

QF: lost to Paul Azinger, 2 and 1

2003 R1: lost to Stephen Leaney, 2 and 1

2004 R1: beat Scott Verplank, 19 holes

R2: lost to Padraig Harrington, 3 and 2

Matt Every (0-3)

2015 G1: lost to Lee Westwood, 1-down

G2: lost to Jordan Spieth, 4 and 3

G3: lost to Mikko Ilonen, 8 and 6

Nick Faldo (0-1)

1999 R1: lost to Tiger Woods, 4 and 3

Niclas Fasth (6-6)

2002 R1: beat Michael Campbell, 2 and 1

R2: beat Vijay Singh, 3 and 2

R3: lost to Paul Azinger, 20 holes

2003 R1: beat Charles Howell III, 1-up

R2: lost to Nick Price, 2 and 1

2004 R1: lost to David Toms, 19 holes

2006 R1: lost to Colin Montgomerie, 23 holes

2007 R1: beat Joe Durant, 1-up

R2: beat Retief Goosen, 1-up

R3: lost to Geoff Ogilvy, 2 and 1

2008 R1: beat Richard Green, 6 and 5

R2: lost to Vijay Singh, 1-down

Brad Faxon (9-5)

1999 R1: lost to Bernhard Langer, 4 and 2

2001 R1: beat José Coceres, 3 and 2

R2: beat Chris Parry, 1-up

R3: beat Tom Lehman, 1-up

QF: lost to Pierre Fulke, 19 holes

2002 R1: beat Kenny Perry, 7 and 6

R2: beat Adam Scott, 3 and 2

R3: beat John Cook, 3 and 2

QF: beat Jose Maria Olazabal, 20 holes

SF: lost to Kevin Sutherland, 1-down

Consolation: beat Paul Azinger, 19 holes

2003 R1: beat Craig Parry, 2 and 1

R2: lost to Phil Mickelson, 3 and 2

2004 R1: lost to Steve Flesch, 19 holes

Dell Technologies Match Play Records (cont.)

Gonzalo Fernandez-Castano (2-3)

- 2012 R1: lost to Tiger Woods, 1-down
2013 R1: beat Francesco Molinari, 2-up
R2: beat Charles Howell III, 6 and 5
R3: lost to Webb Simpson, 2-down
2014 R1: lost to Hunter Mahan, 3 and 2

Ross Fisher (8-6-0)

- 2009 R1: beat Robert Allenby, 1-up
R2: beat Pat Perez, 6 and 5
R3: beat Ross Fisher, 4 and 3
QF: beat Justin Leonard, 2 and 1
SF: lost to Paul Casey, 2 and 1
Consolation: lost to Stewart Cink, 1-down
2010 R1: lost to Thongchai Jaidee, 5 and 4
2011 R1: beat Robert Allenby, 4 and 3
R2: lost to Graeme McDowell, 4 and 2
2017 G1: lost to Louis Oosthuizen, 4 and 3
G2: beat Hideki Matsuyama, 2 and 1
G3: beat Jim Furyk, 4 and 2
Won tiebreaker over Oosthuizen with a birdie 3 on the second playoff hole
R4: beat Bubba Watson, 4 and 3
QF: lost to Hideto Tanihara, 4 and 2

Matthew Fitzpatrick (3-3)

- 2016 G1: lost to Phil Mickelson, 5 and 4
G2: lost to Patrick Reed, 4 and 3
G3: beat Daniel Berger, concession (injured wrist)
2017 G1: lost to Kevin Na, 5 and 4
G2: beat Chris Wood, 4 and 2
G3: beat Justin Thomas, 2 and 1
Lost tiebreaker to Na on the first playoff hole

Tommy Fleetwood (4-4)

- 2015 G1: lost to Sergio Garcia, 2-down
G2: beat Jamie Donaldson, 21 holes
G3: beat Bernd Wiesberger, 19 holes
R4: beat Branden Grace, 2 and 1
QF: lost to Danny Willett, 4 and 3
2017 G1: beat Zach Johnson, 1-up
G2: lost to Brendan Steele, 1-down
G3: lost to Matt Kuchar, 4 and 2

Steve Flesch (3-4)

- 2001 R1: lost to Per-Ulrik Johansson, 5 and 4
2002 R1: beat Padraig Harrington, 3 and 2
R2: beat Kirk Triplett, 3 and 2
R3: lost to David Toms, 1-down
2004 R1: beat Brad Faxon, 19 holes
R2: lost to Kenny Perry, 1-down
2005 R1: lost to Lee Westwood, 4 and 3
2015 G1: beat Harris English, 1-up
G2: beat Shane Lowry, 1-up
G3: beat Graeme McDowell, 5 and 4
R4: lost to Louis Oosthuizen, 1-down

Rickie Fowler (10-6-2)

- 2011 R1: beat Peter Hanson, 1-up
R2: beat Phil Mickelson, 6 and 6
R3: lost to Matt Kuchar, 2 and 1
2012 R1: lost to David Toms, 1-down
2013 R1: lost to Carl Pettersson, 19 holes
2014 R1: beat Ian Poulter, 2 and 1
R2: beat Jimmy Walker, 1-up
R3: beat Sergio Garcia, 1-up
QF: beat Jim Furyk, 1-up
SF: lost to Jason Day, 3 and 2
Consolation: beat Ernie Els, 19 holes
2015 G1: beat Harris English, 1-up
G2: beat Shane Lowry, 1-up
G3: beat Graeme McDowell, 5 and 4
R4: lost to Louis Oosthuizen, 1-down
2016 G1: lost to Jason Dufner, 2 and 1
G2: halved with Scott Piercy
G3: halved with Byeong-Hun An

Carlos Franco (1-2)

- 1999 R1: beat Mark Calcavecchia, 2 and 1
R2: lost to Patrik Sjoland, 1-down
2000 R1: lost to Mike Weir, 4 and 3

Marcus Fraser (1-3-1)

- 2013 R1: beat Keegan Bradley, 1-up
R2: lost to Fredrik Jacobsen, 4 and 3
2016 G1: lost to Zach Johnson, 4 and 3
G2: halved with Shane Lowry
G3: lost to Martin Kaymer, 4 and 3

Hiroiyuki Fujita (0-2)

- 2011 R1: lost to Robert Karlsson, 5 and 3
2013 R1: lost to Matt Kuchar, 3 and 2

Dell Technologies Match Play Records (cont.)

Pierre Fulke (5-2)

- 2001 R1: beat Fred Funk, 5 and 4
R2: beat Glen Day, 20 holes
R3: beat Michael Campbell, 1-up
QF: beat Brad Faxon, 19 holes
SF: beat Ernie Els, 2 and 1
Championship: lost to Steve Stricker, 2 and 1
- 2002 R1: lost to Toshi Izawa, 4 and 3

Fred Funk (0-7)

- 1999 R1: lost to Jeff Maggert, 2-down
- 2000 R1: lost to Justin Leonard, 6 and 5
- 2001 R1: lost to Pierre Fulke, 5 and 4
- 2003 R1: lost to K.J. Choi, 1-down
- 2004 R1: lost to Stephen Leaney, 1-down
- 2005 R1: lost to Stuart Cink, 2-down
- 2006 R1: lost to Nick O'Hern, 5 and 3

Jim Furyk (19-18-1)

- 1999 R1: lost to Patrik Sjoland, 5 and 3
- 2000 R1: beat Rocco Mediate, 2 and 1
R2: beat Bob Tway, 2 and 1
R3: lost to Davis Love III, 3 and 2
- 2002 R1: beat Billy Andrade, 20 holes
R2: beat Toshi Izawa, 2 and 1
R3: lost to Kevin Sutherland, 4 and 3
- 2003 R1: beat Len Mattiace, 2 and 1
R2: beat Steve Lowery, 6 and 5
R3: lost to Darren Clarke, 2-down
- 2005 R1: lost to Ian Poulter, 3 and 1
- 2006 R1: lost to Zach Johnson, 1-down
- 2007 R1: beat Brett Quigley, 2 and 1
R2: lost to Chad Campbell, 19 holes
- 2008 R1: lost to Colin Montgomerie, 3 and 2
- 2009 R1: beat Anders Hansen, 2 and 1
R2: beat Martin Kaymer, 4 and 2
R3: lost to Ross Fisher, 4 and 3
- 2009 R1: beat Anders Hansen, 2 and 1
- 2010 R1: beat Scott Verplank, 2 and 1
R2: lost to Charl Schwartzel, 3 and 2
- 2011 R1: lost to Ryan Palmer, 2 up
- 2012 R1: lost to Dustin Johnson, 20 holes
- 2013 R1: beat Ryan Moore, 4 and 2
R2: lost to Bubba Watson, 22 holes
- 2014 R1: beat Chris Kirk, 2 and 1
R2: beat Charl Schwartzel, 3 and 2
R3: beat Harris English, 1-up
QF: lost to Rickie Fowler, 1-down
- 2015 G1: beat George Coetzee, 3 and 2
G2: lost to Thongchai Jaidee, 3 and 1
G3: beat Martin Kaymer, 20 holes
R4: beat J.B. Holmes, 5 and 3

- QF: beat Louis Oosthuizen, 4 and 2
SF: lost to Rory McIlroy, 1-down
Consolation: lost to Danny Willett, 3 and 2
- 2017 G1: halved with Hideki Matsuyama
G2: beat Louis Oosthuizen, 3 and 2
G3: lost to Ross Fisher, 4 and 2

Stephen Gallacher (0-5)

- 2013 R1: lost to Ian Poulter, 2 and 1
- 2014 R1: lost to Ernie Els, 19 holes
- 2015 G1: lost to Hunter Mahan, 7 and 6
G2: lost to Matt Kuchar, 3 and 2
G3: lost to Ben Martin, 20 holes

Sergio Garcia (19-17-1)

- 2000 R1: beat Loren Roberts, 20 holes
R2: beat Mike Weir, 7 and 6
R3: lost to David Duval, 2 and 1
- 2002 R1: beat Lee Janzen, 3 and 2
R2: beat Charles Howell III, 1-up
R3: lost to Scott McCarron, 1-down
- 2003 R1: lost to Kevin Sutherland, 2 and 1
- 2004 R1: lost to Jerry Kelly, 1-down
- 2005 R1: beat Alex Cejka, 4 and 2
R2: beat Jerry Kelly, 19 holes
R3: lost to Adam Scott, 4 and 3
- 2007 R1: beat Darren Clarke, 19 holes
R2: lost to Charles Howell III, 4 and 3
- 2008 R1: beat John Senden, 3 and 2
R2: lost to Boo Weekley, 2 and 1
- 2009 R1: lost to Charl Schwartzel, 1-down
- 2010 R1: beat David Toms, 2-up
R2: beat Anders Hansen, 2 and 1
R3: beat Tim Clark, 2 and 1
QF: beat Oliver Wilson, 4 and 3
SF: lost to Ian Poulter, 7 and 6
Consolation: lost to Camilo Villegas, 5 and 4
- 2012 R1: lost to Miguel Angel-Jimenez, 2 and 1
- 2013 R1: beat Thongchai Jaidee, 20 holes
R2: lost to Matt Kuchar, 2 and 1
- 2014 R1: beat Marc Leishman, 22 holes
R2: beat Bill Haas, 3 and 1
R3: lost to Rickie Fowler, 1-down
- 2015 G1: beat Tommy Fleetwood, 2-up
G2: lost to Bernd Wiesberger, 2 and 1
G3: lost to Jamie Donaldson, 2 and 1
- 2016 G1: beat Lee Westwood, 1-up
G2: lost to Ryan Moore, 1-down
G3: beat Mark Leishman, 5 and 4
- 2017 G1: halved with Shane Lowry
G2: beat Kevin Chappell, 4 and 3
G3: lost to Jon Rahm, 6 and 4

Dell Technologies Match Play Records (cont.)

Robert Garrigus (3-1)

- 2013 R1: beat Branden Grace, 4 and 3
R2: beat Louis Oosthuizen, 3 and 2
R3: beat Fredrik Jacobson, 3 and 1
QF: lost to Matt Kuchar, 3 and 2

Brian Gay (2-1)

- 2010 R1: beat Kenny Perry, 2 and 1
R2: beat Zach Johnson, 2-up
R3: lost to Paul Casey, 5 and 4

Brent Geiberger (0-2)

- 2000 R1: lost to Miguel Angel Jimenez, 19 holes
2001 R1: lost to Scott Verplank, 1-down

Bill Glasson (2-1)

- 1999 R1: beat Stuart Appleby, 2 and 1
R2: beat David Duval, 2 and 1
R3: lost to Andrew Magee, 1-down

Lucas Glover (0-3)

- 2006 R1: lost to Adam Scott, 2 and 1
2007 R1: lost to Nick O'Hern, 4 and 3
2010 R1: lost to Anders Hansen, 2 and 1

Matt Gogel (2-1)

- 2002 R1: beat Darren Clarke, 2 and 1
R2: beat Steve Lowery, 20 holes
R3: lost to Tom Lehman, 4 and 3

Mathew Goggin (1-1)

- 2009 R1: beat Kenny Perry, 2 and 1
R2: lost to Paul Casey, 6 and 4

Fabian Gomez (0-2-1)

- 2016 G1: lost to Justin Rose, 2-down
G2: halved with Matt Kuchar
G3: lost to Anirban Lahiri, 4 and 2

Retief Goosen (15-13)

- 2000 R1: beat Stewart Cink, 3 and 2
R2: lost to Tiger Woods, 1-down
2001 R1: beat Steve Lowery, 2 and 1
R2: lost to Jean Van de Velde, 4 and 3
2002 R1: beat Billy Mayfair, 4 and 3
R2: lost to Jose Maria Olazabal, 1-down
2003 R1: lost to Jay Haas, 5 and 3
2004 R2: lost to John Huston, 2 and 1
2005 R1: beat Stephen Leaney, 1-up
R2: beat Fred Couples, 1-up
R3: beat Chad Campbell, 19 holes
QF: beat Robert Allenby, 4 and 3
SF: lost to Chris DiMarco, 2 and 1

Consolation: beat Ian Poulter, 20 holes

- 2006 R1: beat Paul Broadhurst, 5 and 4
R2: beat Ben Crane, 2 and 1
R3: beat Luke Donald, 1-up
QF: lost to Zach Johnson, 3 and 2
2007 R1: beat Scott Verplank, 5 and 4
R2: lost to Niclas Fasth, 1-down
2008 R1: lost to Andres Romero, 2 and 1
2009 R1: lost to Tim Clark, 3 and 2
2010 R1: beat Soren Hansen, 3 and 2
R2: beat Ernie Els, 20 holes
R3: beat Nick Watney, 1-up
QF: lost to Camilo Villegas, 4 and 3
2011 R1: lost to K.J. Choi, 1-down
2012 R1: lost to Brandt Snedeker, 21 holes

Paul Goydos (0-1)

- 2007 R1: lost to Jose Maria Olazabal, 19 holes

Branden Grace (5-7-0)

- 2013 R1: lost to Robert Garrigus, 4 and 3
2014 R1: lost to Jimmy Walker, 5 and 4
2015 G1: lost to Zach Johnson, 2-down
G2: beat Jason Day, 4 and 3
G3: beat Charley Hoffman, 2 and 1
R4: lost to Tommy Fleetwood, 2 and 1
2016 G1: lost to Chris Kirk, 3 and 1
G2: beat David Lingmerth, 4 and 3
G3: beat Russell Knox, 5 and 4
Lost tiebreaker to Chris Kirk with a par 4 on the first playoff hole
2017 G1: beat Andy Sullivan, 4 and 2
G2: lost to William McGirt, 2 and 1
G3: lost to Brandt Snedeker, 5 and 4

Richard Green (0-5)

- 2005 R1: lost to David Toms, 1-down
2006 R1: lost to Luke Donald, 2 and 1
2007 R1: lost to Phil Mickelson, 1-down
2008 R1: lost to Niclas Fasth, 6 and 5
2011 R1: lost to Paul Casey, 19 holes

Emiliano Grillo (1-4-1)

- 2016 G1: beat J.B. Holmes, 3 and 2
G2: lost to Bubba Watson, 2-down
G3: lost to Patton Kizzire, 2-down
2017 G1: lost to Gary Woodland, 3 and 2
G2: lost to Soren Kjeldsen, 4 and 3
G3: halved with Rory McIlroy

Mathias Gronberg (0-1)

- 2001 R1: lost to Michael Campbell, 4 and 3

Dell Technologies Match Play Records (cont.)

Bill Haas (11-8-0)

- 2011 R1: lost to Bubba Watson, 3 and 2
2012 R1: lost to Ryo Ishikawa, 1-down
2013 R1: lost to Nicolas Colsaerts, 5 and 4
2014 R1: beat Miguel A. Jimenez, 4 and 3
R2: lost to Sergio Garcia, 3 and 1
2015 G1: beat Brendon Todd, 3 and 2
G2: lost to John Senden, 4 and 3
G3: beat Henrik Stenson, 3 and 1
2016 G1: beat Chris Wood, 2 and 1
G2: beat Thomas Pieters, 4 and 2
G3: beat Adam Scott, 1-up
2017 G1: lost to Russell Knox, 3 and 2
G2: beat Danny Willett, 6 and 5
G3: beat K.T. Kim, 4 and 2
Won tiebreaker over K.T. Kim with a birdie 4 on the sixth
playoff hole
R4: beat Kevin Na, 1-up
QF: beat Phil Mickelson, 2 and 1
SF: lost to Jon Rahm, 3 and 2
Consolation: beat Hideto Tanihara, 2 and 1

Jay Haas (5-3)

- 2003 R1: beat Retief Goosen, 5 and 3
R2: beat Shigeki Maruyama, 1-up
R3: beat Nick Price, 20 holes
QF: lost to Adam Scott, 2 and 1
2004 R1: lost to Loren Roberts, 1-down
2006 R1: beat Jonathan Kaye, 4 and 2
R2: beat Vijay Singh, 3 and 2
R3: lost to Chris DiMarco, 2 and 1

Joakim Haeggman (0-1)

- 2005 R1: lost to Stuart Appleby, 19 holes

Todd Hamilton (0-1)

- 2005 R1: lost to Robert Allenby, 6 and 5

Anders Hansen (2-6)

- 2003 R1: lost to David Toms, 3 and 1
2008 R1: lost to Angel Cabrera, 3 and 2
2009 R1: lost to Jim Furyk, 2 and 1
2010 R1: beat Lucas Glover, 2 and 1
R2: lost to Sergio Garcia, 2 and 1
2011 R1: lost to Matt Kuchar, 22 holes
2012 R1: beat K.T. Kim, 5 and 3
R2: lost to Rory McIlroy, 3 and 2

Soren Hansen (0-3)

- 2008 R1: lost to Ian Poulter, 2 and 1
2009 R1: lost to Ernie Els, 4 and 2
2010 R1: lost to Retief Goosen, 3 and 2

Peter Hanson (6-8)

- 2008 R1: lost to Vijay Singh, 19 holes
2009 R1: lost to Robert Karlsson, 3 and 2
R2: beat Stephen Ames, 2 and 1
R3: lost to Paul Casey, 4 and 2
2010 R1: lost to Robert Allenby, 4 and 2
2011 R1: lost to Rickie Fowler, 1-down
2012 R1: beat Jason Dufner, 2 and 1
R2: beat Ernie Els, 5 and 4
R3: beat Brandt Snedeker 5 and 3
QF: lost to Mark Wilson 4 and 3
2013 R1: beat Thomas Bjorn, 3 and 2
R2: lost to Webb Simpson, 1-down
2014 R1: beat Dustin Johnson, 4 and 3
R2: lost to Victor Dubuisson, 3 and 1

Padraig Harrington (10-13)

- 2000 R1: lost to Jesper Parnevik, 2 and 1
2001 R1: lost to Steve Stricker, 2 and 1
2002 R1: lost to Steve Flesch, 3 and 2
2003 R1: beat John Cook, 4 and 3
R2: lost to Scott Hoch, 3 and 2
2004 R1: beat Toshi Izawa, 2 and 1
R2: beat Bob Estes, 3 and 2
R3: beat David Toms, 1-up
QF: lost to Tiger Woods, 2 and 1
2005 R1: beat Jeff Maggert, 1-up
R2: lost to Rory Sabbatini, 3 and 1
2006 R1: beat Rod Pampling, 4 and 2
R2: beat Angel Cabrera, 19 holes
R3: beat Vijay Singh, 2 and 1
QF: lost to Davis Love III, 1-down
2007 R1: beat Lee Westwood, 19 holes
R2: lost to Stewart Cink, 1-down
2008 R1: beat Jerry Kelly, 4 and 3
R2: lost to Stewart Cink, 2-down
2009 R1: lost to Pat Perez, 1-down
2010 R1: lost to Jeev Milkha Singh, 3 and 1
2011 R1: lost to Geoff Ogilvy, 4 and 3
2013 R1: lost to Graeme McDowell, 2-down

Dudley Hart (2-3)

- 1999 R1: lost to Fred Couples, 2-down
2000 R1: lost to Tim Herron, 2 and 1
2001 R1: beat Skip Kendall, 6 and 5
R2: beat Robert Allenby, 5 and 4
R3: lost to Nick O'Hern, 5 and 4

Tyrrell Hatton (2-1-0)

- 2017 G1: beat Charles Howell III, 2 and 1
G2: beat Jeunghun Wang, 2-up
G3: lost to Rafa Cabrera Bello, 2 and 1
Lost tiebreaker to Rafa Cabrera Bello and Charles Howell III
with a double bogey on the first playoff hole

Dell Technologies Match Play Records (cont.)

Russell Henley (2-3)

- 2013 R1: beat Charl Schwartzel, 1-up
R2: lost to Jason Day, 19 holes
2015 G1: lost to Brooks Koepka, 1-down
G2: lost to J.B. Holmes, 19 holes
G3: beat Marc Warren, 1-up

J.J. Henry (0-1)

- 2007 R1: lost to Tiger Woods, 3 and 2

Mark Hensby (1-2)

- 2000 R1: beat Stephen Ames, 7 and 6
R2: lost to David Toms, 2-down
2006 R1: lost to Davis Love III, 2 and 1

Tim Herron (2-5)

- 2000 R1: beat Dudley Hart, 2 and 1
R2: lost to David Duval, 2 and 1
2001 R1: beat Franklin Langham, 3 and 1
R2: lost to Nick O'Hern, 5 and 3
2004 R1: lost to Chad Campbell, 3 and 2
2005 R1: lost to Chris DiMarco, 1-down
2006 R1: lost to Chad Campbell, 4 and 2

Scott Hoch (7-5)

- 1999 R1: beat Ian Woosnam, 3 and 2
R2: lost to Fred Couples, 2-down
2000 R1: beat Stuart Appleby, 1-up
R2: beat Lee Westwood, 1-up
R3: beat Jesper Parnevik, 2 and 1
QF: lost to David Duval, 5 and 4
2001 R1: lost to Steve Lowery, 5 and 4
2002 R1: beat Tom Lehman, 3 and 1
R2: beat Padraig Harrington, 3 and 2
R3: beat Toshi Izawa, 4 and 3
QF: lost to Tiger Woods, 5 and 4
2004 R1: lost to Thomas Bjorn, 4 and 3

Charley Hoffman (3-4)

- 2011 R1: lost to Luke Donald, 6 and 5
2015 G1: beat Jason Day, 4 and 3
G2: beat Zach Johnson, 2 and 1
G3: lost to Branden Grace, 2 and 1
2016 G1: lost to Brandt Snedeker, 2 and 1
G2: lost to Charl Schwartzel, 3 and 2
G3: beat Danny Lee, 4 and 2

J.B. Holmes (6-7-2)

- 2008 R1: lost to Tiger Woods, 1-down
2011 R1: beat Camilo Villegas, 4 and 2
R2: beat Ernie Els, 1-up
R3: beat Jason Day, 1-up
QF: lost to Bubba Watson, 19 holes

- 2015 G1: lost to Marc Warren, 2 and 1
G2: beat Russell Henley, 19 holes
G3: beat Brooks Koepka, 2 and 1
R4: lost to Jim Furyk, 5 and 3

- 2016 G1: lost Emiliano Grillo, 3 and 2
G2: halved with Patton Kizzire
G3: beat Bubba Watson, 1-up

- 2017 G1: lost to Daniel Berger, 7 and 5
G2: halved with Si Woo Kim
G3: lost to Phil Mickelson, 6 and 5

Billy Horschel (4-4)

- 2014 R1: beat Jamie Donaldson, 6 and 5
R2: lost to Jason Day, 22 holes
2015 G1: beat Brandt Snedeker, 5 and 4
G2: beat Jason Dufner, 3 and 2
G3: lost to Rory McIlroy, 20 holes
2016 G1: lost to Brooks Koepka, 3 and 2
G2: beat Danny Willett, 3 and 2
G3: lost to Jaco Van Zyl, 2 and 1

Charles Howell III (7-10-0)

- 2002 R1: beat Stewart Cink, 4 and 3
R2: lost to Sergio Garcia, 1-down
2003 R1: lost to Niclas Fasth, 1-down
2004 R1: lost to Ben Curtis, 2 and 1
2005 R1: lost to Nick O'Hern, 19 holes
2006 R1: lost to Phil Mickelson, 2-down
2007 R1: beat Stuart Appleby, 4 and 3
R2: beat Sergio Garcia, 4 and 3
R3: lost to Justin Rose, 3 and 2
2008 R1: beat Stephen Ames, 19 holes
R2: lost to Colin Montgomerie, 1-down
2013 R1: beat Tiger Woods, 2 and 1
R2: lost to Gonzalo Fernandez-Castano, 6 and 5
2017 G1: lost to Tyrrell Hatton, 2 and 1
G2: beat Rafa Cabrera Bello, 1-up
G3: beat Jeunghun Wang, 2 and 1
Won tiebreaker over Hatton/Cabrera-Bello on the fifth
playoff hole
R4: lost to Jon Rahm, 6 and 4

David Howell (4-3)

- 2005 R1: beat Shigeaki Maruyama, 6 and 5
R2: lost to Adam Scott, 2 and 1
2006 R1: beat Steve Elkington, 22 holes
R2: beat Scott Verplank, 3 and 2
R3: beat Phil Mickelson, 3 and 1
QF: lost to Geoff Ogilvy, 19 holes
2007 R1: lost to Rory Sabbatini, 2-down

Dell Technologies Match Play Records (cont.)

John Huston (7-5)

- 1999 R1: beat Bob Estes, 3 and 2
R2: beat Craig Stadler, 3 and 2
R3: beat Patrik Sjoland, 1-up
QF: beat Jose Maria Olazabal, 2 and 1
SF: lost to Jeff Maggert, 3 and 1
Consolation: beat Steve Pate, 5 and 4
- 2000 R1: lost to Shigeki Maruyama, 1-down
- 2001 R1: lost to Craig Stadler, 4 and 2
- 2003 R1: lost to Eduardo Romero, 2 and 1
- 2004 R1: beat Retief Goosen, 2 and 1
R2: beat Peter Lonard, 1-up
R3: lost to Ian Poulter, 2 and 1

Yuta Ikeda (0-4-1)

- 2010 R1: lost to Nick Watney, 4 and 3
- 2011 R1: Lost to Miguel A. Jimenez, 2 and 1
- 2017 G1: halved with Ryan Moore
G2: lost to Jordan Spieth, 4 and 2
G3: lost to Hideto Tanihara, 3 and 1

Mikko Ilonen (1-3)

- 2014: R1: lost to Bubba Watson, 2 and 1
- 2015 G1: lost to Jordan Spieth, 4 and 2
G2: lost to Lee Westwood, 1-down
G3: beat Matt Every, 8 and 6

Trevor Immelman (7-6)

- 2003 R1: lost to Robert Allenby, 4 and 2
- 2004 R1: beat Shigeki Maruyama, 2 and 1
R2: lost to Tiger Woods, 5 and 4
- 2005 R1: lost to Adam Scott, 2-down
- 2007 R1: beat Thomas Bjorn, 6 and 5
R2: beat Chris DiMarco, 3 and 1
R3: beat Ian Poulter, 2 and 1
QF: beat Justin Rose, 5 and 4
SF: lost to Henrik Stenson, 3 and 2
Consolation: beat Chad Campbell, 4 and 2
- 2008 R1: beat Shingo Katayama, 1-up
R2: lost to Henrik Stenson, 25 holes
- 2009 R1: lost to Shingo Katayama, 3 and 2

Ryo Ishikawa (3-3)

- 2010 R1: beat Michael Sim, 2-up
R2: beat Ross McGowan, 1-up
R3: lost to Thongchai Jaidee, 5 and 4
- 2011 R1: lost to Charl Schwartzel, 20 holes
- 2012 R1: beat Bill Haas, 1-up
R2: lost to Paul Lawrie, 1-down

Toshi Izawa (4-4)

- 2001 R1: beat Steve Pate, 1-up
R2: lost to Michael Campbell, 6 and 4
- 2002 R1: beat Pierre Fulke, 4 and 3
R2: lost to Jim Furyk, 2 and 1
- 2003 R1: beat Chris Dimarco, 2 and 1
R2: beat Eduardo Romero, 3 and 1
R3: lost to Scott Hoch, 4 and 3
- 2004 R1: lost to Pdraig Harrington, 2 and 1

Freddie Jacobson (4-4)

- 2004 R1: beat Phillip Price, 5 and 4
R2: beat Thomas Bjorn, 5 and 4
R3: lost to Tiger Woods, 5 and 4
- 2005 R1: lost to Chad Campbell, 2-down
- 2012 R1: lost to Robert Karlsson, 6 and 5
- 2013 R1: beat Ernie Els, 1-dup
R2: beat Marcus Fraser, 4 and 3
R3: lost to Robert Garrigus, 3 and 1

Thongchai Jaidee (6-8-1)

- 2010 R1: beat Ross Fisher, 5 and 4
R2: beat Robert Karlsson, 4 and 3
R3: beat Ryo Ishikawa, 5 and 4
QF: lost to Ian Poulter, 1-down
- 2013 R1: lost to Sergio Garcia, 20 holes
- 2014 R1: lost to Webb Simpson, 3 and 2
- 2015 G1: lost to Martin Kaymer, 3 and 1
G2: beat Jim Furyk, 3 and 1
G3: lost to George Coetzee, 21 holes
- 2016 G1: beat Paul Casey, 2 and 1
G2: lost to Jason Day, 5 and 3
G3: halved with Graeme McDowell
- 2017 G1: lost to Alex Noren, 3 and 2
G2: beat Francesco Molinari, 5 and 3
G3: lost to Bernd Wiesberger, 1-down

Lee Janzen (1-3)

- 1999 R1: beat Glen Day, 3 and 2
R2: lost to Phil Mickelson, 2 and 1
- 2000 R1: lost to Steve Stricker, 2 and 1
- 2002 R1: lost to Sergio Garcia, 3 and 2

Miguel Angel Jiménez (12-14)

- 1999 R1: lost to Justin Leonard, 4 and 3
- 2000 R1: beat Brent Geiberger, 19 holes
R2: beat Tom Lehman, 4 and 3
R3: beat Bob Estes, 2 and 1
QF: lost to Davis Love III, 3 and 2
- 2004 R1: lost to Adam Scott, 2 and 1
- 2005 R1: beat Rod Pampling, 3 and 2
R2: lost to Chad Campbell, 24 holes

Dell Technologies Match Play Records (cont.)

- 2006 R1: beat Rory Sabbatini, 2 and 1
R2: lost to Vijay Singh, 2 and 1
- 2007 R1: lost to Luke Donald, 3 and 1
- 2008 R1: lost to Stewart Cink, 4 and 3
- 2009 R1: beat Rory Sabbatini, 2 and 1
R2: lost to Camilo Villegas, 5 and 4
- 2010 R1: lost to Oliver Wilson, 3 and 2
- 2011 R1: beat Yuta Ikeda, 2 and 1
R2: beat Ryan Palmer, 4 and 2
R3: beat Ben Crane, 7 and 6
QF: lost to Martin Kaymer, 1-down
- 2012 R1: beat Sergio Garcia, 2 and 1
R2: beat Keegan Bradley, 2 and 1
R3: lost to Rory McIlroy, 3 and 1
- 2014 R1: lost to Bill Haas, 4 and 3
- 2015 G1: lost to Bubba Watson, 5 and 4
G2: lost to Louis Oosthuizen, 2-down
G3: beat Keegan Bradley, 2-up

Brandt Jobe (1-3)

- 1999 R1: beat Jeff Sluman, 3 and 2
R2: lost to Steve Pate, 1-down
- 2000 R1: lost to Lee Westwood, 2 and 1
- 2006 R1: lost to Jose Maria Olazabal, 2 and 1

Per-Ulrik Johansson (1-1)

- 2001 R1: beat Steve Flesch, 5 and 4
R2: lost to Stuart Appleby, 4 and 3

Dustin Johnson (14-9)

- 2009 R1: lost to Steve Stricker, 2 and 1
- 2010 R1: lost to Camilo Villegas, 4 and 3
- 2011 R1: lost to Mark Wilson, 19 holes
- 2012 R1: beat Jim Furyk, 20 holes
R2: beat Francesco Molinari, 7 and 5
R3: lost to Mark Wilson, 4 and 3
- 2013 R1: lost to Alexander Noren, 6 and 4
- 2014 R1: lost to Peter Hanson, 4 and 3
- 2015 G1: beat Matt Jones, 3 and 1
G2: lost to Charl Schwartzel, 20 holes
G3: beat Victor Dubuisson, 2 and 1
- 2016 G1: lost to Robert Streb, 3 and 2
G2: beat Kiradech Aphibarnrat, 5 and 4
G3: beat Jimmy Walker, 2 and 1
Defeated Kiradech Aphibarnrat with a birdie 3 on the first playoff hole to advance
R4: beat Patrick Reed, 3 and 2
QF: lost to Louis Oosthuizen, 2 and 1
- 2017 G1: beat Webb Simpson, 5 and 3
G2: beat Martin Kaymer, 3 and 2
G3: beat Jimmy Walker, 5 and 3
R4: beat Zach Johnson, 5 and 4

- QF: beat Alex Noren, 3 and 2
SF: beat Hideto Tanihara, 1-up
Championship: beat Jon Rahm, 1-up

Zach Johnson (14-14)

- 2005 R1: lost to Luke Donald, 4 and 3
- 2006 R1: beat Jim Furyk, 1-up
R2: beat Sean O'Hair, 1-up
R3: beat Shingo Katayama, 4 and 3
QF: beat Retief Goosen, 3 and 2
SF: lost to Davis Love III, 4 and 2
Consolation: beat Tom Lehman, 1-up
- 2007 R1: lost to Henrik Stenson, 1-down
- 2008 R1: lost to David Toms, 2 and 1
- 2009 R1: beat Graeme McDowell, 3 and 1
R2: lost to Phil Mickelson, 1-down
- 2010 R1: beat Francesco Molinari, 21 holes
R2: lost to Brian Gay, 2-down
- 2011 R1: lost to Justin Rose, 2 and 1
- 2012 R1: lost to Hunter Mahan, 19 holes
- 2013 R1: lost to Jason Day, 6 and 5
- 2014 R1: lost to Richard Sterne, 5 and 4
- 2015 G1: beat Branden Grace, 2-up
G2: lost to Charley Hoffman, 2 and 1
G3: beat Jason Day, 3 and 2
- 2016 G1: beat Marcus Fraser, 4 and 3
G2: beat Martin Kaymer, 8 and 6
G3: beat Shane Lowry, 4 and 3
R4: lost to Rory McIlroy, 1-down
- 2017 G1: lost to Tommy Fleetwood, 1-down
G2: beat Matt Kuchar, 2-up
G3: beat Brendan Steele, 1-up
R4: lost to Dustin Johnson, 5 and 4

Brendan Jones (0-3)

- 2008 R1: lost to Adam Scott, 2 and 1
- 2009 R1: lost to Tiger Woods, 3 and 2
- 2011 R1: lost to Phil Mickelson, 6 and 5

Matt Jones (1-4-1)

- 2015 G1: lost to Dustin Johnson, 3 and 1
G2: beat Victor Dubuisson, 2-up
G3: lost to Charl Schwartzel, 20 holes
- 2016 G1: lost to Louis Oosthuizen, 2 and 1
G2: lost to Andy Sullivan, 3 and 1
G3: halved with Bernd Wiesberger

Steve Jones (2-1)

- 1999 R1: beat Steve Elkington, 2 and 1
R2: beat Scott Verplank, 5 and 4
R3: lost to Jose Maria Olazabal, 1-down

Dell Technologies Match Play Records (cont.)

Robert Karlsson (3-7)

- 2003 R1: lost to Phil Mickelson, 1-down
2007 R1: lost to Stephen Ames, 8 and 7
2008 R1: lost to Paul Casey, 2-down
2009 R1: lost to Peter Hanson, 3 and 2
2010 R1: beat Rory Sabbatini, 20 holes
R2: lost to Thongchai Jaidee, 4 and 3
2011 R1: beat Hiroyuki Fujita, 5 and 3
R2: lost to Hunter Mahan, 2-down
2012 R1: beat Fredrik Jacobson, 6 and 5
R2: lost to Lee Westwood 3 and 2

Shingo Katayama (3-8)

- 2002 R1: lost to Lee Westwood, 4 and 3
2003 R1: lost to Rocco Mediate, 1-down
2004 R1: lost to Vijay Singh, 5 and 3
2005 R1: lost to Vijay Singh, 4 and 3
2006 R1: beat Paul McGinley, 2 and 1
R2: beat Colin Montgomerie, 3 and 2
R3: lost to Zach Johnson, 4 and 3
2007 R1: lost to Aaron Baddeley, 1-down
2008 R1: lost to Trevor Immelman, 1-down
2009 R1: beat Trevor Immelman, 3 and 2
R2: lost to Geoff Ogilvy, 19 holes

Smylie Kaufman (0-3-0)

- 2016 G1: lost to Kevin Na, 2 and 1
G2: lost to Rory McIlroy, 3 and 1
G3: lost to Thorbjorn Olesen, 2 and 1

Jonathan Kaye (0-3)

- 2001 R1: lost to Chris Parry, 2-down
2004 R1: lost to Duffy Waldorf, 5 and 4
2005 R1: lost to Jay Haas, 4 and 2

Martin Kaymer (16-11)

- 2008 R1: lost to Boo Weekley, 2 and 1
2009 R1: beat Stuart Appleby, 1-up
R2: lost to Jim Furyk, 4 and 2
2010 R1: beat Chad Campbell, 4 and 2
R2: lost to Tim Clark, 3 and 2
2011 R1: beat Seung-yul Noh, 7 and 6
R2: beat Justin Rose, 20 holes
R3: beat Hunter Mahan, 2 and 1
QF: beat Miguel A. Jimenez, 1-up
SF: beat Bubba Watson, 1-up
Championship: lost to Luke Donald, 3 and 2
2012 R1: beat Greg Chalmers, 4 and 2
R2: beat David Toms, 2-up
R3: lost to Matt Kuchar, 4 and 3
2013 R1: beat George Coetzee, 2 and 1
R2: beat Rafael Cabrera-Bello, 2 and 1
R3: lost to Hunter Mahan, 5 and 4
2014 R1: lost to Hideki Matsuyama, 2 and 1
2015 G1: beat Thongchai Jaidee, 3 and 1

- G2: lost to George Coetzee, 19 holes
G3: lost to Jim Furyk, 20 holes
2016 G1: beat Shane Lowry, 1-up
G2: lost to Zach Johnson, 8 and 6
G3: beat Marcus Fraser, 4 and 3
2017 G1: beat Jimmy Walker, 3 and 2
G2: lost to Dustin Johnson, 3 and 2
G3: beat Webb Simpson, 3 and 2

Jerry Kelly (7-5)

- 2002 R1: lost to Mark Calcavecchia, 3 and 2
2003 R1: beat Thomas Bjorn, 5 and 4
R2: beat Mike Weir, 2 and 1
R3: beat Phil Mickelson, 3 and 2
QF: lost to David Toms, 4 and 3
2004 R1: beat Sergio Garcia, 1-up
R2: beat Vijay Singh, 4 and 2
R3: beat Chad Campbell, 1-up
QF: lost to Darren Clarke, 5 and 3
2005 R1: beat Scott Verplank, 1-up
R2: lost to Sergio Garcia, 19 holes
2008: R1: lost to Padraig Harrington, 4 and 3

Skip Kendall (0-1)

- 2001 R1: lost to Dudley Hart, 6 and 5

Anthony Kim (1-3)

- 2009 R1: beat Lin Wen-Tang, 7 and 5
R2: lost to Oliver Wilson, 2 and 1
2010 R1: lost to Matt Kuchar, 3 and 2
2011 R1: lost to Nick Wantey, 5 and 4

K.T. Kim (2-3-0)

- 2011 R1: lost to Jason Day, 3 and 2
2012 R1: lost to Anders Hansen, 5 and 3
2017: G1: beat Danny Willett, 4 and 2
G2: beat Russell Knox, 3 and 1
G3: lost to Bill Haas, 4 and 2
Lost tiebreaker to Haas on the sixth playoff hole

Si Woo Kim (1-1-1)

- 2017 G1: lost to Phil Mickelson, 5 and 3
G2: halved with J.B. Holmes
G3: beat Daniel Berger, 1-up

Chris Kirk (5-4)

- 2014 R1: lost to Jim Furyk, 2 and 1
2015 G1: lost to Paul Casey, 22 holes
G2: beat Francesco Molinari, 2 and 1
G3: beat Adam Scott, 1-up
2016 G1: beat Branden Grace, 3 and 1
G2: lost to Russell Knox, 2 and 1
G3: beat David Lingmerth, 3 and 2
Defeated Branden Grace with a par 4 on the first playoff hole to advance

Dell Technologies Match Play Records (cont.)

QF: beat Bill Haas, 2 and 1
SF: lost to Rory McIlroy, 4 and 3

Kevin Kisner (3-3)

2016 G1: beat Soren Kjeldsen, 2 and 1
G2: lost to Rafa Cabrera-Bello, 4 and 3
G3: lost to Hideki Matsuyama, 3 and 2
2017 G1: lost to Brooks Koepka, 6 and 5
G2: beat Patrick Reed, 1-up
G3: beat Jason Dufner, 2 and 1

Patton Kizzire (1-1-2)

2016 G1: halved with Bubba Watson
G2: halved with J.B. Holmes
G3: beat Emiliano Grillo, 2-up
R4: lost to Ryan Moore, 4 and 3

Soren Kjeldsen (4-5-1)

2009 R1: lost to Vijay Singh, 2 and 1
2010 R1: lost to Y.E. Yang, 2 and 1
2016 G1: lost to Kevin Kisner, 2 and 1
G2: lost to Hideki Matsuyama, 4 and 2
G3: halved with Rafa Cabrera Bello
2017 G1: beat Rory McIlroy, 2 and 1
G2: beat Emiliano Grillo, 4 and 3
G3: beat Gary Woodland, Concession (WD)
R4: beat William McGirt, 5 and 4
QF: lost to Jon Rahm, 7 and 5

Russell Knox (2-3-1)

2016 G1: halved with David Lingmerth
G2: beat Chris Kirk, 2 and 1
G3: lost to Branden Grace, 5 and 4
2017 G1: beat Bill Haas, 3 and 2
G2: lost to K.T. Kim, 3 and 1
G3: lost to Danny Willett, 4 and 2

Brooks Koepka (8-4)

2015 G1: beat Russell Henley, 1-up
G2: beat Marc Warren, 20 holes
G3: lost to J.B. Holmes, 2 and 1
2016 G1: beat Billy Horschel, 3 and 2
G2: beat Jaco Van Zyl, 5 and 4
G3: lost to Danny Willett, 4 and 3
R4: beat Matt Kuchar, 1-up
QF: lost to Jason Day, 3 and 2
2017 G1: beat Kevin Kisner, 6 and 5
G2: beat Jason Dufner, 6 and 5
G3: beat Patrick Reed, 1-up
R4: lost to Alex Noren, 2 and 1

Greg Kraft (0-1)

2001 R1: lost to Ernie Els, 4 and 2

Matt Kuchar (21-8-2)

2010 R1: beat Anthony Kim, 3 and 2
R2: lost to Jeev Milkha Singh, 1-down
2011: R1: beat Anders Hansen, 22 holes
R2: beat Bo Van Pelt, 3 and 2
R3: beat Rickie Fowler, 2 and 1
QF: beat Y.E. Yang, 2 and 1
SF: lost to Luke Donald, 6 and 5
Consolation: beat Bubba Watson, 2 and 1
2012 R1: beat Jonathan Byrd, 1-up
R2: beat Bubba Watson, 3 and 2
R3: beat Martin Kaymer, 4 and 3
QF: lost to Hunter Mahan, 6 and 5
2013 R1: beat Hiroyuki Fujita, 3 and 2
R2: beat Sergio Garcia, 2 and 1
R3: beat Nicolas Colsaerts, 4 and 3
QF: beat Robert Garrigus, 3 and 2
SF: beat Jason Day, 4 and 3
Championship: beat Hunter Mahan, 2 and 1
2014 R1: beat Bernd Wiesberger, 3 and 2
R2: beat Ryan Moore, 1-up
R3: lost to Jordan Spieth, 2 and 1
2015 G1: lost to Ben Martin, 1-down
G2: beat Stephen Gallacher, 3 and 2
G3: lost to Hunter Mahan, 5 and 4
2016 G1: beat Anirban Lahiri, 6 and 5
G2: halved with Matt Kuchar
G3: beat Justin Rose, 3 and 2
R4: lost to Brooks Koepka, 1-down
2017 G1: halved with Brendan Steele
G2: lost to Zach Johnson, 2-down
G3: beat Tommy Fleetwood, 4 and 2

Anirban Lahiri (2-3-1)

2015 G1: beat Ryan Palmer, 4 and 2
G2: lost to Justin Rose, 19 holes
G3: lost to Marc Leishman, 1-down
2016 G1: lost to Matt Kuchar, 6 and 5
G2: halved with Justin Rose
G3: beat Fabian Gomez, 4 and 2

Martin Laird (3-2)

2011 R1: lost to Edoardo Molinari, 3 and 2
2012 R1: beat Alvaro Quiros, 1-up
R2: beat Matteo Manassero, 2 and 1
R3: beat Paul Lawrie, 3 and 1
QF: Lost to Lee Westwood, 4 and 2

Dell Technologies Match Play Records (cont.)

Bernhard Langer (3-6)

- 1999 R1: beat Brad Faxon, 4 and 2
R2: beat Vijay Singh, 2 and 1
R3: lost to Jeff Maggert, 1-down
2000 R1: lost to Ernie Els, 2 and 1
2001 R1: lost to Hidemichi Tanaka, 1-down
2002 R1: lost to Adam Scott, 2 and 1
2003 R1: lost to Adam Scott, 3 and 2
2006 R1: beat Ernie Els, 1-up
R2: lost to Mike Weir, 20 holes

Franklin Langham (0-1)

- 2001 R1: lost to Tim Herron, 3 and 1

Pablo Larrazabal (0-1)

- 2014 R1: lost to Jordan Spieth, 2-down

Paul Lawrie (6-6)

- 2000 R1: beat Chris Parry, 1-up
R2: beat Billy Mayfair, 3 and 2
R3: beat Mark Calcavecchia, 21 holes
QF: lost to Tiger Woods, 1-down
2001 R1: beat Chris DiMarco, 5 and 4
R2: lost to Mark McNulty, 5 and 4
2002 R1: lost to Mike Weir, 3 and 2
2003 R1: lost to Nick Price, 4 and 3
2012 R1: beat Justin Rose, 1-up
R2: beat Ryo Ishikawa, 1-up
R3: lost to Martin Laird, 3 and 1
2013 R1: lost to Scott Piercy, 4 and 3

Stephen Leaney (6-5)

- 1999 R1: lost to David Duval, 2 and 1
2003 R1: beat Bob Estes, 2 and 1
R2: beat Justin Leonard, 6 and 5
R3: lost to Tiger Woods, 7 and 6
2004 R1: beat Fred Funk, 1-up
R2: beat Mike Weir, 4 and 2
R3: beat Colin Montgomerie, 1-up
QF: beat Ian Poulter, 1-up
SF: lost to Tiger Woods, 2 and 1
Consolation: lost to Darren Clarke, 1-down
2005 R1: lost to Retief Goosen, 1-down

Danny Lee (0-2-1)

- 2016 G1: lost to Charl Schwartzel, 1-down
G2: halved with Brandt Snedeker
G3: lost to Charley Hoffman, 4 and 2

Tom Lehman (11-8)

- 1999 R1: lost to Scott Verplank, 3 and 1
2000 R1: beat Andrew Magee, 6 and 4
R2: lost to Miguel Angel Jimenez, 4 and 3
2001 R1: beat Greg Chalmers, 2 and 1
R2: beat Jeff Sluman, 3 and 2
R3: lost to Brad Faxon, 1-down
2002 R1: beat Hal Sutton, 2 and 1
R2: beat Ernie Els, 19 holes
R3: beat Matt Gogel, 4 and 3
QF: lost to Scott McCarron, 4 and 3
R1: lost to Scott Hoch, 3 and 1
2005 R1: beat K.J. Choi, 4 and 2
R2: lost to Stewart Cink, 2 and 1
2006 R1: beat Stuart Appleby, 3 and 2
R2: beat Adam Scott, 1-up
R3: beat David Toms, 4 and 3
QF: beat Chad Campbell, 21 holes
SF: lost to Geoff Ogilvy, 4 and 3
Consolation: lost to Zach Johnson, 1-down

Marc Leishman (5-6-1)

- 2014 R1: lost to Sergio Garcia, 22 holes
2015 G1: beat Justin Rose, 3 and 2
G2: beat Ryan Palmer, 4 and 3
G3: beat Anirban Lahiri, 1-up
R4: lost to Gary Woodland, 2 and 1
2016 G1: halved with Ryan Moore
G2: beat Lee Westwood, 1-up
G3: lost to Sergio Garcia, 5 and 4
2017 G1: beat Lee Westwood, 3 and 2
G2: lost to Pat Perez, 2 and 1
G3: beat Jason Day, concession (WD)
Won tiebreaker over Westwood/Perez with a birdie 3 on the second playoff hole
R4: lost to Phil Mickelson, 4 and 3

Justin Leonard (12-11)

- 1999 R1: beat Miguel Angel Jimenez, 4 and 3
R2: lost to Shigeki Maruyama, 4 and 2
2000 R1: beat Fred Funk, 6 and 5
R2: lost to Shigeki Maruyama, 1-down
2001 R1: beat Patrik Sjoland, 6 and 5
R2: beat Gary Orr, 20 holes
R3: lost to Steve Stricker, 6 and 5
2002 R1: lost to Jose Maria Olazabal, 1-down
2003 R1: beat Jose Maria Olazabal, 2-up
R2: lost to Stephen Leaney, 6 and 5
2004 R1: lost to Alex Cejka, 4 and 3
2005 R1: lost to John Daly, 1-down
2006 R1: lost to Ben Crane, 4 and 3
2008 R1: beat Geoff Ogilvy, 2 and 1
R2: beat Lee Westwood, 2 and 1
R3: beat Stuart Appleby, 3 and 2

Dell Technologies Match Play Records (cont.)

QF: beat Vijay Singh, 1-up
SF: lost to Stewart Cink, 4 and 2
Consolation: lost to Henrik Stenson, 3 and 2
2009 R1: beat Andres Romero, 2 and 1
R2: beat Davis Love III, 1-up
R3: beat Oliver Wilson, 19 holes
QF: lost to Ross Fisher, 2 and 1

Thomas Levet II (0-1)

2005 R1: lost to Kenny Perry, 3 and 2

Alexander Levy (0-3)

2015 G1: lost to Hideki Matsuyama, 5 and 4
G2: lost to Kevin Na, 3 and 1
G3: lost to Joost Luiten, 1-down

Frank Lickliter II (0-1)

2002 R1: lost to Scott Verplank, 3 and 2

David Lingmerth (0-2-1)

2016 G1: halved with Russell Knox
G2: lost to Branden Grace, 4 and 3
G3: lost to Chris Kirk, 3 and 2

Lin Wen-Tang (0-1)

2009 R1: lost to Anthony Kim, 7 and 5

Peter Lonard (5-5)

2003 R1: beat Kenny Perry, 2 and 1
R2: beat Phil Taturangi, 5 and 4
R3: beat Robert Allenby, 1-up
QF: beat Darren Clarke, 2-up
SF: lost to David Toms, 1-down
Consolation: lost to Adam Scott, 1-down
2004 R1: beat Rocco Mediate, 1-up
R2: lost to John Huston, 1-down
2005 R2: lost to Fred Couples, 1-down
2006 R1: lost to Angel Cabrera, 1-down

Davis Love III (19-10)

1999 R1: lost to Steve Pate, 1-down
2000 R1: beat Olin Browne, 2 and 1
R2: beat Jeff Sluman, 3 and 2
R3: beat Jim Furyk, 3 and 2
QF: beat Miguel Angel Jimenez, 3 and 2
SF: lost to Tiger Woods, 5 and 4
Consolation: lost to David Duval, 5 and 4
2002 R1: beat Phillip Price, 2 and 1
R2: lost to Paul Azinger, 1-down
2003 R1: beat Paul Casey, 5 and 4
R2: lost to Darren Clarke, 7 and 6
2004 R1: beat Briny Baird, 1-up
R2: beat Fred Couples, 3 and 2
R3: beat Adam Scott, 4 and 3

QF: beat Phil Mickelson, 1-up
SF: beat Darren Clarke, 21 holes
Championship Match: lost to Tiger Woods, 3 and 2
2005 R1: beat Chris Riley, 1-up
R2: beat Lee Westwood, 7 and 6
R3: lost to Stewart Cink, 20 holes
2006 R1: beat Mark Hensby, 2 and 1
R2: beat Carl Pettersson, 1-up
R3: beat Chris DiMarco, 3 and 2
QF: beat Pádraig Harrington, 1-up
SF: beat Zach Johnson, 4 and 2
Championship: lost to Geoff Ogilvy, 3 and 2
2007 R1: lost to Ben Crane, 3 and 1
2009 R1: beat Henrik Stenson, 21 holes
R2: lost to Justin Leonard, 1-down

Steve Lowery (2-3)

2001 R1: lost to Retief Goosen, 2 and 1
2002 R1: beat Scott Hoch, 5 and 4
R2: lost to Matt Gogel, 20 holes
2003 R1: beat Rich Beem, 2-up
R2: lost to Jim Furyk, 6 and 5

Shane Lowry (3-7-2)

2013 R1: beat Rory McIlroy, 1-up
R2: beat Carl Pettersson, 6 and 5
R3: lost to Graeme McDowell, 3 and 2
2015 G1: beat Graeme McDowell, 1-up
G2: lost to Rickie Fowler, 1-down
G3: lost to Harris English, 1-down
2016 G1: lost to Martin Kaymer, 1-down
G2: halved with Marcus Fraser
G3: lost to Zach Johnson, 4 and 3
2017 G1: halved with Sergio Garcia
G2: lost to Jon Rahm, 2 and 1
G3: lost to Kevin Chappell, 1-down

Joost Luiten (3-4)

2014 R1: lost to Ryan Moore, 1-down
2015 G1: beat Kevin Na, 19 holes
G2: lost to Hideki Matsuyama, 2-down
G3: beat Alexander Levy, 1-up
2017 G1: lost to Paul Casey, 2 and 1
G2: lost to Charl Schwartzel, 4 and 3
G3: beat Byeong Hun An, 1-up

David Lynn (0-2)

2013 R1: lost to Webb Simpson, 5 and 4
2014 R1: lost to Brandt Snedeker, 20 holes

Dell Technologies Match Play Records (cont.)

Andrew Magee (5-2)

- 1999 R1: beat Darren Clarke, 1-up
R2: beat Thomas Bjorn, 2 and 1
R3: beat Bill Glasson, 1-up
QF: beat Shigeki Maruyama, 1-up
SF: beat John Huston, 3 and 1
Championship: lost to Jeff Maggert, 38 holes
- 2000 R1: lost to Tom Lehman, 6 and 4

Jeff Maggert (6-2)

- 1999 R1: beat Fred Funk, 2-up
R2: beat Nick Price, 1-up
R3: beat Bernhard Langer, 1-up
QF: beat Tiger Woods, 2 and 1
SF: beat Steve Pate, 1-up
Championship: beat Andrew Magee, 38 holes
- 2000 R1: lost to Bob Tway, 6 and 5
- 2005 R1: lost to Pdraig Harrington, 1-down

Hunter Mahan (20-7)

- 2008 R1: beat Richard Sterne, 4 and 3
R2: lost to Steve Stricker, 20 holes
- 2009 R1: beat Mike Weir, 1-up
R2: lost to Rory McIlroy, 1-down
- 2010 R1: lost to Charl Schwartzel, 2 and 1
- 2011 R1: beat Sean O'Hair, 4 and 3
R2: beat Robert Karlsson, 2-up
R3: lost to Martin Kaymer, 2 and 1
- 2012 R1: beat Zach Johnson, 19 holes
R2: beat Y.E. Yang, 5 and 3
R3: beat Steve Stricker, 4 and 3
QF: beat Matt Kuchar, 6 and 5
SF: beat Mark Wilson, 2 and 1
Championship: beat Rory McIlroy, 2 and 1
- 2013 R1: beat Matteo Manassero, 5 and 4
R2: beat Richard Sterne, 4 and 3
R3: beat Martin Kaymer, 5 and 4
QF: beat Webb Simpson, 1-up
SF: beat Ian Poulter, 4 and 3
Championship: lost to Matt Kuchar, 2 and 1
- 2014 R1: beat Gonzalo Fernandez-Castano, 3 and 2
R2: beat Richard Sterne, 2-up
R3: lost to Graeme McDowell, 21 holes
- 2015 G1: beat Stephen Gallacher, 7 and 6
G2: beat Ben Martin, 5 and 3
G3: beat Matt Kuchar, 5 and 4
R4: lost to John Senden, 2 and 1

Matteo Manassero (4-4)

- 2011 R1: beat Steve Stricker, 2 and 1
R2: beat Charl Schwartzel, 1-up
R3: lost to Luke Donald, 3 and 2
- 2012 R1: beat Webb Simpson, 3 and 2
R2: lost to Martin Laird, 2 and 1

- 2013 R1: lost to Hunter Mahan, 5 and 4
- 2014 R1: beat Luke Donald, 5 and 4
R2: lost to Jason Dufner, 2 and 1

Prayad Marksang (0-1)

- 2009 R1: lost to Lee Westwood, 2 and 1

Ben Martin (2-1)

- 2015 G1: beat Matt Kuchar, 1-up
G2: lost to Hunter Mahan, 5 and 3
G3: beat Stephen Gallacher, 20 holes

Shigeki Maruyama (10-7)

- 1999 R1: beat Steve Stricker, 3 and 2
R2: beat Justin Leonard, 4 and 2
R3: beat Loren Roberts, 2 and 1
QF: lost to Andrew Magee, 1-down
- 2000 R1: beat John Huston, 1-up
R2: beat Justin Leonard, 1-up
R3: lost to Tiger Woods, 4 and 3
- 2001 R1: beat Scott Dunlap, 2 and 1
R2: beat Bob May, 22 holes
R3: beat Mark McNulty, 4 and 3
QF: lost to Toru Taniguchi, 2 and 1
- 2003 R1: beat Scott McCarron, 4 and 3
R2: lost to Jay Haas, 1-down
- 2004 R1: lost to Trevor Immelman, 2 and 1
- 2005 R1: lost to David Howell, 6 and 5
- 2006 R1: beat Darren Clarke, 4 and 3
R2: lost to Luke Donald, 4 and 3

Hideki Matsuyama (6-5-1)

- 2014 R1: beat Martin Kaymer, 2 and 1
R2: lost to Graeme McDowell, 1-down
- 2015 G1: beat Alexander Levy, 5 and 4
G2: beat Joost Luiten, 2-up
G3: beat Kevin Na, 5 and 4
R4: lost to Rory McIlroy, 6 and 5
- 2016 G1: lost to Rafa Cabrera-Bello, 1-down
G2: beat Soren Kjeldsen, 4 and 2
G3: beat Kevin Kisner, 3 and 2
- 2017 G1: halved with Jim Furyk
G2: lost to Ross Fisher, 2 and 1
G3: lost to Louis Oosthuizen, 6 and 4

Len Mattiace (0-1)

- 2003 R1: lost to Jim Furyk, 2 and 1

Bob May (1-1)

- 2001 R1: beat Tom Scherrer, 2 and 1
R2: lost to Shigeki Maruyama, 22 holes

Dell Technologies Match Play Records (cont.)

Billy Mayfair (1-3)

- 1999 R1: lost to Jose Maria Olazabal, 5 and 3
- 2000 R1: beat Phil Mickelson, 20 holes
R2: lost to Paul Lawrie, 3 and 2
- 2002 R1: lost to Retief Goosen, 4 and 3

Scott McCarron (5-2)

- 2002 R1: beat Colin Montgomerie, 2 and 1
R2: beat Mike Weir, 1-up
R3: beat Sergio Garcia, 1-up
QF: beat Tom Lehman, 4 and 3
SF: beat Paul Azinger, 1-up
Championship: lost to Kevin Sutherland, 1-down
- 2003 R1: lost to Shigeki Maruyama, 4 and 3

Graeme McDowell (9-12-2)

- 2005 R1: beat Darren Clarke, 1-up
R2: lost to Robert Allenby, 1-down
- 2006 R1: lost to Vijay Singh, 5 and 4
- 2009 R1: lost to Zach Johnson, 3 and 1
- 2010 R1: lost to Luke Donald, 2 and 1
- 2011 R1: beat Heath Slocum, 4 and 3
R2: beat Ross Fisher, 4 and 2
R3: lost to Y.E. Yang, 3 and 2
- 2012 R1: lost to Y.E. Yang, 2 and 1
- 2013 R1: beat Pdraig Harrington, 2-up
R2: beat Alexander Noren, 20 holes
R3: beat Shane Lowry, 3 and 2
QF: lost to Jason Day, 1-down
- 2014 R1: beat Gary Woodland, 19 holes
R2: beat Hideki Matsuyama, 1-up
R3: beat Hunter Mahan, 21 holes
QF: lost to Victor Dubuisson, 1-down
- 2015 G1: lost to Shane Lowry, 1-down
G2: lost to Harris English, 2 and 1
G3: lost to Rickie Fowler, 5 and 4
- 2016 G1: lost to Jason Day, 3 and 2
G2: halved with Paul Casey
G3: halved with Thongchai Jaidee

Paul McGinley (1-3)

- 2001 R1: lost to Gary Orr, 2 and 1
- 2002 R1: beat Joe Durant, 5 and 4
R2: lost to Kevin Sutherland, 2 and 1
- 2006 R1: lost to Shingo Katayama, 2 and 1

William McGirt (3-1-0)

- 2017 G1: beat Brandt Snedeker, 2-up
G2: beat Branden Grace, 2 and 1
G3: beat Andy Sullivan, 1-up
R4: lost to Soren Kjeldsen, 5 and 4

Ross McGowan (1-1)

- 2010 R1: beat Steve Stricker, 19 holes
R2: lost to Ryo Ishikawa, 1-down

Rory McIlroy (23-9-2)

- 2009 R1: beat Louis Oosthuizen, 2 and 1
R2: beat Hunter Mahan, 1-up
R3: beat Tim Clark, 4 and 3
QF: lost to Geoff Ogilvy, 2 and 1
- 2010 R1: beat Kevin Na, 1-up
R2: lost to Oliver Wilson, 20 holes
- 2011 R1: beat Jonathan Byrd, 4 and 2
R2: lost to Ben Crane, 8 and 7
- 2012 R1: beat George Coetzee, 2-up
R2: beat Anders Hansen, 3 and 2
R3: beat Miguel Angel-Jimenez, 3 and 1
QF: beat Sang Moon Bae, 3 and 2
SF: beat Lee Westwood, 3 and 1
Championship: lost to Hunter Mahan, 2 and 1
- 2013 R1: lost to Shane Lowry, 1-down
- 2014 R1: beat Boo Weekley, 3 and 2
R2: lost to Harris English, 19 holes
- 2015 G1: beat Jason Dufner, 5 and 4
G2: beat Brandt Snedeker, 2-up
G3: beat Billy Horschel, 20 holes
R4: beat Hideki Matsuyama, 6 and 5
QF: beat Paul Casey, 22 holes
SF: beat Jim Furyk, 1-up
Championship: beat Gary Woodland, 4 and 2
- 2016 G1: beat Thorbjorn Olesen, 1-up
G2: beat Smylie Kaufman, 2 and 2
G3: halved with Kevin Na
Defeated Kevin Na with a par 4 on the second playoff hole to advance
R4: beat Zach Johnson, 1-up
QF: beat Chris Kirk, 4 and 3
SF: lost to Jason Day, 1-down
Consolation: lost to Rafa Cabrera-Bello, 3 and 2
- 2017 G1: lost to Soren Kjeldsen, 2 and 1
G2: beat Gary Woodland, concession (WD)
G3: halved with Emiliano Grillo

Mark McNulty (2-1)

- 2001 R1: beat Stewart Cink, 1-up
R2: beat Paul Lawrie, 5 and 4
R3: lost to Shigeki Maruyama, 4 and 3

Rocco Mediate (2-5)

- 1999 R1: lost to Vijay Singh, 5 and 3
- 2000 R1: lost to Jim Furyk, 2 and 1
- 2002 R1: beat John Daly, 5 and 4
R2: lost to David Toms, 1-down
- 2003 R1: beat Shingo Katayama, 1-up
R2: lost to Adam Scott, 1-down
- 2004 R1: lost to Peter Lonard, 1-down

Dell Technologies Match Play Records (cont.)

Shaun Micheel (1-1)

- 2004 R1: beat Paul Casey, 21 holes
R2: lost to David Toms, 4 and 3
2007 R1: beat Adam Scott, 21 holes
R2: beat Rod Pampling, 1-up
R3: lost to Paul Casey, 2-down

Phil Mickelson (22-13-0)

- 1999 R1: beat Joe Ozaki, 3 and 2
R2: beat Lee Janzen, 2 and 1
R3: lost to Eduardo Romero, 2 and 1
2000 R1: lost to Billy Mayfair, 20 holes
2002 R1: lost to John Cook, 3 and 2
2003 R1: beat Robert Karlsson, 1-up
R2: beat Brad Faxon, 3 and 2
R3: lost to Jerry Kelly, 3 and 2
2004 R1: beat Lee Westwood, 3 and 1
R2: beat Ben Curtis, 7 and 6
R3: beat Chris DiMarco, 3 and 2
QF: lost to Davis Love III, 1-down
2005 R1: beat Loren Roberts, 3 and 1
R2: beat Angel Cabrera, 4 and 3
R3: lost to David Toms, 4 and 2
2006: R1: beat Charles Howell III, 2-up
R2: beat John Daly, 2 and 1
R3: lost to David Howell, 3 and 1
2007 R1: beat Richard Green, 1-up
R2: lost to Justin Rose, 3 and 1
2008 R1: beat Pat Perez, 1-up
R2: lost to Stuart Appleby, 2 and 1
2009 R1: beat Angel Cabrera, 19 holes
R2: beat Zach Johnson, 1-up
R3: lost to Stewart Cink, 1-down
2011 R1: beat Brendan Jones, 6 and 5
R2: lost to Rickie Fowler, 6 and 5
2016 G1: beat Matthew Fitzpatrick, 5 and 4
G2: beat Daniel Berger, 1-up
G3: lost to Patrick Reed, 5 and 4
2017 G1: beat Si Woo Kim, 5 and 3
G2: beat Daniel Berger, 5 and 4
G3: beat J.B. Holmes, 6 and 5
R4: beat Marc Leishman, 4 and 3
QF: lost to Bill Haas, 2 and 1

Frankie Minoza (0-1)

- 1999 R1: lost to Nick Price, 4 and 3

Hirofumi Miyase (0-1)

- 2001 R1: lost to David Toms, 1-down

Edoardo Molinari (1-2)

- 2010 R1: lost to Stewart Cink, 2-down
2011 R1: beat Martin Laird, 3 and 2
R2: lost to Luke Donald, 2 and 1

Francesco Molinari (2-10-0)

- 2010 R1: lost to Zach Johnson, 21 holes
2011 R1: lost to Ryan Palmer, 3 and 1
2012 R1: beat Thomas Bjorn, 20 holes
R2: lost to Dustin Johnson, 7 and 5
2013 R1: lost to Gonzalo Fernandez-Costano, 2-down
2014 R1: lost to Thomas Bjorn, 2 and 1
2015 G1: beat Adam Scott, 5 and 4
G2: lost to Chris Kirk, 2 and 1
G3: lost to Paul Casey, 1-down
2017 G1: lost to Bernd Wiesberger, 2-down
G2: lost to Thongchai Jaidee, 5 and 3
G3: lost to Alex Noren, concession (WD)

Colin Montgomerie (7-8)

- 1999 R1: lost to Craig Stadler, 5 and 3
2000 R1: beat Dennis Paulson, 2 and 1
R2: lost to Thomas Bjorn, 23 holes
2002 R1: lost to Scott McCarron, 2 and 1
2003 R1: lost to Alex Cjeka, 4 and 2
2004 R1: beat Nick Price, 20 holes
R2: beat Stewart Cink, 5 and 4
R3: lost to Stephen Leaney, 1-down
2006 R1: beat Niclas Fasth, 23 holes
R2: lost to Shingo Katayama, 3 and 2
2007 R1: beat Johan Edfors, 2 and 1
R2: lost to Paul Casey, 4 and 3
2008 R1: beat Jim Furyk, 3 and 2
R2: beat Charles Howell III, 1-up
R3: lost to Stewart Cink, 4 and 2

Ryan Moore (7-8-4)

- 2010 R1: lost to Ernie Els, 4 and 3
2011 R1: beat Francesco Molinari, 3 and 1
R2: beat K.J. Choi, 5 and 4
R3: beat Nick Watney, 19 holes
QF: lost to Luke Donald, 5 and 4
2013 R1: lost to Jim Furyk, 4 and 2
2014 R1: beat Joost Luiten, 1-up
R2: lost to Matt Kuchar, 1-down
2015 G1: lost to Danny Willett, 3 and 2
G2: lost to Andy Sullivan, 3 and 2
G3: lost to Patrick Reed, 1-down
2016 G1: halved with Marc Leishman
G2: beat Sergio Garcia, 1-up
G3: beat Lee Westwood, 2 and 1
R4: beat Patton Kizzire, 4 and 3
QF: lost to Rafa Cabrera-Bello, 2 and 1
2017 G1: halved with Yuta Ikeda
G2: halved with Hideto Tanihara
G3: halved with Jordan Spieth

Dell Technologies Match Play Records (cont.)

Kevin Na (5-6-1)

- 2010 R1: lost to Rory McIlroy, 1-down
2012 R1: lost to Steve Stricker, 2 and 1
2015 G1: lost to Joost Luiten, 19 holes
G2: beat Alexander Levy, 3 and 1
G3: lost to Hideki Matsuyama, 5 and 4
2016 G1: beat Smylie Kaufman, 2 and 1
G2: beat Thorbjorn Olesen, 3 and 2
G3: halved with Rory McIlroy
Lost tiebreaker to Rory McIlroy with a par 4 on the second playoff hole
2017 G1: beat Matthew Fitzpatrick, 5 and 4
G2: beat Justin Thomas, 4 and 2
G3: lost to Chris Wood, 2 and 1
Won tiebreaker over Fitzpatrick with a birdie 3 on the first playoff hole
R4: lost to Bill Haas, 1-down

Seung-yul Noh (0-1)

- 2011 R1: lost to Martin Kaymer, 7 and 6

Alex Noren (5-3-0)

- 2010 R1: lost to Geoff Ogilvy, 7 and 5
2013 R1: beat Dustin Johnson, 6 and 4
R2: lost to Graeme McDowell, 20 holes
2017 G1: beat Thongchai Jaidee, 3 and 2
G2: beat Bernd Wiesberger, 3 and 2
G3: beat Francesco Molinari, concession (WD)
R4: beat Brooks Koepka, 2 and 1
QF: lost to Dustin Johnson, 3 and 2

Greg Norman (1-2)

- 1999 R1: beat John Cook, 3 and 2
R2: lost to Eduardo Romero, 21 holes
2000 R1: lost to Mark O'Meara, 1-down

Arron Oberholser (2-3)

- 2006 R1: beat Tim Clark, 21 holes
R2: lost to Chris DiMarco, 6 and 5
2007 R1: lost to David Toms, 5 and 4
2008 R1: beat Mike Weir, 3 and 1
R2: lost to Tiger Woods, 3 and 2

Geoff Ogilvy (20-5)

- 2006 R1: beat Michael Campbell, 19 holes
R2: beat Nick O'Hern, 21 holes
R3: beat Mike Weir, 21 holes
QF: beat David Howell, 19 holes
SF: beat Tom Lehman, 4 and 3
Championship: beat Davis Love III, 3 and 2
2007 R1: beat Steve Stricker, 4 and 3
R2: beat Jose Maria Olazabal, 2 and 1
R3: beat Niclas Fasth, 2 and 1

- QF: beat Paul Casey, 5 and 4
SF: beat Chad Campbell, 3 and 2
Championship: lost to Henrik Stenson, 2 and 1
2008 R1: lost to Justin Leonard, 2 and 1
2009 R1: beat Kevin Sutherland, 19 holes
R2: beat Shingo Katayama, 19 holes
R3: beat Camilo Villegas, 2 and 1
QF: beat Rory McIlroy, 2 and 1
SF: beat Stewart Cink, 4 and 2
Championship: beat Paul Casey, 4 and 3
2010 R1: beat Alexander Noren, 7 and 5
R2: lost to Camilo Villegas, 2 and 1
2011 R1: beat Padraig Harrington, 4 and 3
R2: beat Thomas Bjorn, 1-up
R3: lost to Bubba Watson, 6 and 4
2012 R1: lost to Keegan Bradley, 4 and 3

Sean O'Hair (5-4)

- 2006 R1: beat Fred Couples, 19 holes
R2: lost to Zach Johnson, 1-down
2009 R1: beat Adam Scott, 1-up
R2: beat Boo Weekley, 2 and 1
R3: beat Ian Poulter, 2 and 1
QF: lost to Paul Casey, 4 and 3
2010 R1: beat Simon Dyson, 3 and 1
R2: lost to Stewart Cink, 1-down
2011 R1: lost to Hunter Mahan, 4 and 3

Nick O'Hern (11-5)

- 2001 R1: beat Hal Sutton, 21 holes
R2: beat Tim Herron, 5 and 3
R3: beat Dudley Hart, 5 and 4
QF: lost to Steve Stricker, 20 holes
2005 R1: beat Charles Howell III, 19 holes
R2: beat Tiger Woods, 3 and 1
R3: beat Luke Donald, 5 and 4
QF: lost to Ian Poulter, 3 and 1
2006: R1: beat Fred Funk, 5 and 3
R2: lost to Geoff Ogilvy, 21 holes
2007 R1: beat Lucas Glover, 4 and 3
R2: beat Rory Sabbatini, 2 and 1
R3: beat Tiger Woods, 20 holes
QF: lost to Henrik Stenson, 1-down
2008 R1: beat Scott Verplank, 3 and 2
R2: lost to Rod Pampling, 5 and 4

Dell Technologies Match Play Records (cont.)

Jose Maria Olazabal (9-6)

- 1999 R1: beat Billy Mayfair, 5 and 3
R2: beat Michael Bradley, 2 and 1
R3: beat Steve Jones, 1-up
QF: lost to John Huston, 2 and 1
- 2000 R1: beat Craig Parry, 1-up
R2: lost to Mark Calcavecchia, 4 and 3
- 2002 R1: beat Justin Leonard, 1-up
R2: beat Retief Goosen, 1-up
R3: beat Mark Calcavecchia, 2-up
QF: lost to Brad Faxon, 20 holes
- 2003 R1: lost to Justin Leonard, 2-down
- 2006 R1: beat Brandt Jobe, 3 and 2
R2: lost to David Toms, 2 and 1
- 2007 R1: beat Paul Goydos, 19 holes
R2: lost to Geoff Ogilvy, 2 and 1

Thorbjorn Olesen (2-4-0)

- 2013 R1: beat Jamie Donaldson, 3 and 2
R2: lost to Tim Clark, 3 and 2
- 2014 R1: lost to Jason Day, 2-down
- 2016 G1: lost to Rory McIlroy, 1-down
G2: lost to Kevin Na, 3 and 2
G3: beat Smylie Kaufman, 2 and 1

Peter O'Malley (1-1)

- 2002 R1: beat Tiger Woods, 2 and 1
R2: lost to Nick Price, 2 and 1

Mark O'Meara (1-2)

- 1999 R1: lost to Michael Bradley, 4 and 2
- 2000 R1: beat Greg Norman, 1-up
R2: lost to Darren Clarke, 5 and 4

Louis Oosthuizen (17-8)

- 2009 R1: lost to Rory McIlroy, 2 and 1
- 2011 R1: lost to Bo Van Pelt, 2-down
- 2012 R1: beat Aaron Baddeley, 2 and 1
R2: lost to Steve Stricker, 1-down
- 2013 R1: beat Richie Ramsay, 2 and 1
R2: lost to Robert Garrigus, 3 and 2
- 2014 R1: beat Nick Watney, 1-up
R2: beat Henrik Stenson, 4 and 3
R3: beat Webb Simpson, 5 and 4
QF: lost to Jason Day, 2 and 1
- 2015 G1: beat Keegan Bradley, 6 and 5
G2: beat Miguel Angel Jimenez, 2-up
G3: beat Bubba Watson, 19 holes
R4: beat Rickie Fowler, 1-up
QF: lost to Jim Furyk, 4 and 2
- 2016 G1: beat Matt Jones, 2 and 1
G2: beat Bernd Wiesberger, 2 and 1
G3: beat Andy Sullivan, 4 and 2
R4: beat Jordan Spieth, 4 and 2
QF: beat Dustin Johnson, 2 and 1

SF: beat Rafa Cabrera Bello, 4 and 3

Championship: lost to Jason Day, 5 and 4

2017 G1: beat Ross Fisher, 4 and 3

G2: lost to Jim Furyk, 3 and 2

G3: beat Hideki Matsuyama, 6 and 4

Lost tiebreaker to Fisher on the second playoff hole

Gary Orr (1-1)

2001 R1: beat Paul McGinley, 2 and 1

R2: lost to Justin Leonard, 20 holes

Jeff Overton (0-1)

2011 R1: lost to Ernie Els, 20 holes

Joe Ozaki (1-3)

1999 R1: lost to Phil Mickelson, 3 and 2

2000 R1: beat Fred Couples, 1-up

R2: lost to Jesper Parnevik, 19 holes

2001 R1: lost to Jeff Sluman, 3 and 2

Ryan Palmer (1-4)

2011 R1: beat Jim Furyk, 2-up

R2: lost to Miguel A. Jimenez, 4 and 2

2015 G1: lost to Anirban Lahiri, 4 and 2

G2: lost to Marc Leishman, 4 and 3

G3: lost to Justin Rose, 2 and 1

Rod Pamplung (3-5)

2005 R1: lost to Miguel Angel Jimenez, 3 and 2

2006 R1: lost to Pdraig Harrington, 4 and 2

2007 R1: beat Yong Eun Yang, 5 and 4

R2: lost to Shaun Micheel, 1-down

2008 R1: beat Justin Rose, 2 and 1

R2: beat Nick O'Hern, 5 and 4

R3: lost to Vijay Singh, 25 holes

2009 R1: lost to Camilo Villegas, 7 and 6

Jesper Parnevik (2-3)

1999 R1: lost to Craig Parry, 1-down

2000 R1: beat Pdraig Harrington, 2 and 1

R2: beat Joe Ozaki, 19 holes

R3: lost to Scott Hoch, 2 and 1

2002 R1: lost to Paul Azinger, 1-down

Craig Parry (3-5)

1999 R1: beat Jesper Parnevik, 1-up

R2: lost to Stewart Cink, 3 and 2

2000 R1: lost to Jose Maria Olazabal, 1-down

2001 R1: beat Dennis Paulson, 21 holes

R2: lost to Craig Stadler, 7 and 6

2003 R1: lost to Brad Faxon, 2 and 1

2005 R1: beat Tim Clark, 1-up

R2: lost to Kirk Triplett, 5 and 4

Dell Technologies Match Play Records (cont.)

Steve Pate (4-4)

- 1999 R1: beat Davis Love III, 1-up
R2: beat Brandt Jobe, 1-up
R3: beat Fred Couples, 1-up
QF: beat Eduardo Romero, 3 and 2
SF: lost to Jeff Maggert, 1-down
Consolation: lost to John Huston, 5 and 4
2000 R1: lost to Bob Estes, 20 holes
2001 R1: lost to Toshia Izawa, 1-down

Dennis Paulson (0-2)

- 2000 R1: lost to Colin Montgomerie, 2 and 1
2001 R1: lost to Craig Parry, 1-down

Pat Perez (3-3)

- 2008 R1: lost to Phil Mickelson, 1-down
2009 R1: beat Pdraig Harrington, 1-up
R2: lost to Ross Fisher, 6 and 5
2017 G1: beat Jason Day, Concession (WD)
G2: beat Marc Leishman, 3 and 1
G3: lost to Lee Westwood, 2 and 1
Lost tiebreaker with Leishman/Westwood on the second
playoff hole. Leishman advanced.

Chris Perry (1-2)

- 2000 R1: lost to Paul Lawrie, 1-down
2001 R1: beat to Jonathan Kaye, 2-up
R2: lost to Brad Faxon, 1-down

Kenny Perry (3-7)

- 2001 R1: lost to Stuart Appleby, 2-down
2002 R1: lost to Brad Faxon, 7 and 6
2003 R1: lost to Peter Lonard, 2 and 1
2004 R1: beat Jeff Sluman, 6 and 4
R2: beat Steve Flesch, 1-up
R3: lost to Darren Clarke, 3 and 2
2005 R1: beat Thomas Levet, 3 and 2
R2: lost to Luke Donald, 4 and 3
2009 R1: lost to Mathew Goggin, 2 and 1
2010 R1: lost to Brian Gay, 2 and 1

Carl Pettersson (2-4)

- 2003 R1: lost to Tiger Woods, 2 and 1
2006 R1: beat Kenny Perry, 1-up
R2: lost to Davis Love III, 1-down
2007 R1: lost to K.J. Choi, 2 and 1
2013 R1: beat Rickie Fowler, 19 holes
R2: lost to Shane Lowry, 6 and 5

Scott Piercy (3-5-2)

- 2013 R1: beat Paul Lawrie, 4 and 3
R2: beat Luke Donald, 7 and 6
R3: lost to Ian Poulter, 5 and 3
2014 R1: lost to Justin Rose, 1-down

- 2016 G1: halved with Byeong-Hun An
Lost tiebreaker to Byeong-Hun An with a birdie 3 on the first
playoff hole
2017 G1: lost to Thomas Pieters, 3 and 2
G2: lost to Bubba Watson, 4 and 3
G3: lost to Jhonattan Vegas, 3 and 1

Thomas Pieters (2-2-2)

- 2016 G1: halved with Adam Scott
G2: lost to Bill Haas, 4 and 2
G3: beat Chris Wood, 3 and 2
2017 G1: beat Scott Piercy, 3 and 2
G2: lost to Jhonattan Vegas, 3 and 1
G3: halved with Bubba Watson

Ian Poulter (23-14)

- 2004 R1: beat Chris Riley, 1-up
R2: beat Duffy Waldorf, 7 and 5
R3: beat John Huston, 2 and 1
QF: lost to Stephen Leaney, 1-down
2005 R1: beat Jim Furyk, 3 and 1
R2: beat Stuart Appleby, 6 and 5
R3: beat Rory Sabbatini, 1-up
QF: beat Nick O'Hern, 3 and 1
SF: lost to David Toms, 3 and 2
Consolation: lost to Retief Goosen, 20 holes
2006 R1: lost to David Toms, 19 holes
2007 R1: beat Brad Bryant, 5 and 4
R2: beat Bradley Dredge, 3 and 1
R3: lost to Trevor Immelman, 2 and 1
2008 R1: beat Soren Hansen, 2 and 1
R2: lost to K.J. Choi, 19 holes
2009 R1: beat Jeev Milkha Singh, 4 and 3
R2: beat Charl Schwartzel, 1-up
R3: lost to Sean O'Hair, 2 and 1
2010 R1: beat Justin Leonard, 19 holes
R2: beat Adam Scott, 2 and 1
R3: beat Jeev Milkha Singh, 5 and 4
QF: beat Thongchai Jaidee, 1-up
SF: beat Sergio Garcia, 7 and 6
Championship: beat Paul Casey, 5 and 4
2011 R1: lost to Stewart Cink, 19 holes
2012 R1: lost to Sang Moon Bae, 4 and 3
2013 R1: beat Stephen Gallacher, 2 and 1
R2: beat Bo Van Pelt, 3 and 1
R3: beat Tim Clark, 5 and 3
QF: beat Steve Stricker, 3 and 2
SF: lost to Hunter Mahan, 4 and 3
Consolation: lost to Jason Day, 1-down
2014 R1: lost to Rickie Fowler, 2 and 1
2015 G1: lost to Webb Simpson, 3 and 2
G2: lost to Gary Woodland, 3 and 2
G3: beat Jimmy Walker, 4 and 2

Dell Technologies Match Play Records (cont.)

Nick Price (5-6)

- 1999 R1: beat Frankie Minoza, 4 and 3
R2: lost to Jeff Maggert, 1-down
- 2000 R1: lost to Mark Calcavecchia, 2 and 1
- 2002 R1: beat Angel Cabrera, 2 and 1
R2: beat Peter O'Malley, 2 and 1
R3: lost to Bob Estes, 1-down
- 2003 R1: beat Paul Lawrie, 4 and 3
R2: beat Niclas Fasth, 2 and 1
R3: lost to Jay Haas, 20 holes
- 2004 R1: lost to Colin Montgomerie in 20 holes
- 2005 R1: lost to Tiger Woods, 4 and 3

Phillip Price (0-3)

- 2001 R1: lost to Andrew Coltart, 3 and 2
- 2002 R1: lost to Davis Love III, 2 and 1
- 2004 R1: lost to Fredrik Jacobson, 5 and 4

Brett Quigley (0-1)

- 2007 R1: lost to Jim Furyk, 2 and 1

Alvaro Quiros (0-4)

- 2009 R1: lost to Stephen Ames, 1-down
- 2010 R1: lost to Mike Weir, 8 and 6
- 2011 R1: lost to Y.E. Yang, 20 holes
- 2012 R1: lost to Martin Laird, 1-down

Jon Rahm (6-1)

- 2017 G1: beat Kevin Chappell, 3 and 2
G2: beat Shane Lowry, 2 and 1
G3: beat Sergio Garcia, 6 and 4
R1: beat Charles Howell III, 6 and 4
R2: beat Soren Kjeldsen, 7 and 5
R3: beat Bill Haas, 3 and 2
R4: lost to Dustin Johnson, 1-up

Richard Ramsay (0-1)

- 2013 R1: lost to Louis Oosthuizen, 2 and 1

Patrick Reed (6-5-1)

- 2014 R1: beat Graham DeLaet, 1-up
R2: lost to George Coetzee, 21 holes
- 2015 G1: beat Andy Sullivan, 2 and 1
G2: lost to Danny Willett, 2 and 1
G3: beat Ryan Moore, 1-up
- 2016 G1: beat Daniel Berger, 1-up
G2: beat Matthew Fitzpatrick, 4 and 3
G3: beat Phil Mickelson, 5 and 4
R4: lost to Dustin Johnson, 3 and 2
- 2017 G1: halved with Jason Dufner
G2: lost to Kevin Kisner, 1-down
G3: lost to Brooks Koepka, 1-down

Chris Riley (1-3)

- 2003 R1: beat Stuart Appleby, 1-up
R2: lost to David Toms, 1-down
- 2004 R1: lost to Ian Poulter, 1-down
- 2005 R1: lost to Davis Love III, 1-down

Loren Roberts (3-5)

- 1999 R1: beat Hal Sutton, 5 and 4
R2: beat Paul Azinger, 2 and 1
R3: lost to Shigeki Maruyama, 2 and 1
- 2000 R1: lost to Sergio Garcia, 20 holes
- 2003 R1: lost to Mike Weir, 26 holes
- 2004 R1: beat Jay Haas, 1-up
R2: lost to Chad Campbell, 3 and 1
- 2005 R1: lost to Phil Mickelson, 3 and 1

Robert Rock (1-1)

- 2012 R1: beat Adam Scott, 1-up
R2: lost to Mark Wilson 3 and 2

John Rollins (0-2)

- 2004 R1: lost to Tiger Woods, 1-down
- 2007 R1: lost to Vijay Singh, 4 and 3

Andres Romero (1-2)

- 2008 R1: beat Retief Goosen, 2 and 1
R2: lost to Jonathan Byrd, 6 and 4
- 2009 R1: lost to Justin Leonard, 2 and 1

Eduardo Romero (4-3)

- 1999 R1: beat Lee Westwood, 3 and 2
R2: beat Greg Norman, 21 holes
R3: beat Phil Mickelson, 2 and 1
QF: lost to Steve Pate, 3 and 2
- 2003 R1: beat John Huston, 2 and 1
R2: lost to Toshi Izawa, 3 and 1
- 2004 R1: lost to Darren Clarke, 25 holes

Justin Rose (10-11-1)

- 2003 R1: beat David Duval, 20 holes
R2: lost to Kevin Sutherland, 1-down
- 2004: R1: lost to Stuart Appleby, 5 and 4
- 2007 R1: beat Michael Campbell, 6 and 5
R2: beat Phil Mickelson, 3 and 1
R3: beat Charles Howell III, 3 and 2
QF: lost to Trevor Immelman, 5 and 4
- 2008 R1: lost to Rod Pampling, 2 and 1
- 2009 R1: lost to Boo Weekley, 1-down
- 2011 R1: beat Zach Johnson, 2 and 1
R2: lost to Martin Kaymer, 20 holes
- 2012 R2: lost to Paul Lawrie, 1-down
- 2013 R1: beat K.J. Choi, 2 and 1
R2: lost to Nicolas Colsaerts, 4 and 2

Dell Technologies Match Play Records (cont.)

- 2014 R1: beat Scott Piercy, 1-up
R2: lost to Ernie Els, 20 holes
- 2015 G1: lost to Marc Leishman, 3 and 2
G2: beat Anirban Lahiri, 19 holes
G3: beat Ryan Palmer, 2 and 1
- 2016 G1: beat Fabian Gomez, 2-up
G2: halved with Anirban Lahiri
G3: lost to Matt Kuchar, 3 and 2

Rory Sabbatini (3-7)

- 2002 R1: lost to David Toms, 1-down
- 2005 R1: beat Thomas Bjorn, 6 and 5
R2: beat Padraig Harrington, 3 and 1
R3: lost to Ian Poulter 1-down
- 2006 R1: lost to Miguel Angel Jimenez, 2 and 1
- 2007 R1: beat David Howell, 1-up
R2: lost to Nick O'Hern, 2 and 1
- 2008 R1: lost to Bradley Dredge, 4 and 2
- 2009 R1: lost to Miguel Angel Jimenez, 2 and 1
- 2010 R1: lost to Robert Karlsson, 20 holes

Nobuhito Sato (0-1)

- 2001 R1: lost to Robert Allenby, 2 and 1

Tom Scherrer (0-1)

- 2001 R1: lost to Bob May, 2 and 1

Charl Schwartzel (13-9-0)

- 2009 R1: beat Sergio Garcia, 1-up
R2: lost to Ian Poulter, 1-down
- 2010 R1: beat Hunter Mahan, 2 and 1
R2: beat Jim Furyk, 3 and 2
R3: lost to Stewart Cink, 19 holes
- 2011 R1: beat Ryo Ishikawa, 20 holes
R2: lost to Matteo Manassero, 1-down
- 2012 R1: beat Gary Woodland, 4 and 2
R2: lost to Sang Moon Bae, 1-down
- 2013 R1: lost to Russell Henley, 1-down
- 2014 R1: beat Kevin Stadler, 3 and 2
R2: lost to Jim Furyk, 3 and 2
- 2015 G1: beat Victor Dubuisson, 5 and 4
G2: beat Dustin Johnson, 20 holes
G3: beat Matt Jones, 20 holes
R4: lost to Paul Casey, 3 and 1
- 2016 G1: beat Danny Lee, 1-up
G2: beat Charley Hoffman, 3 and 2
G3: lost to Brandt Snedeker, 5 and 3
- 2017 G1: beat Byeong Hun An, 6 and 5
G2: beat Joost Luiten, 4 and 3
G3: lost to Paul Casey, 4 and 3

Adam Scott (15-16-1)

- 2002 R1: beat Bernhard Langer, 2 and 1
R2: lost to Brad Faxon, 3 and 2
- 2003 R1: beat Bernhard Langer, 3 and 2

- R2: beat Rocco Mediate, 1-up
R3: beat Kevin Sutherland, 2 and 1
QF: beat Jay Haas, 2 and 1
SF: lost to Tiger Woods, 19 holes
Consolation: beat Peter Lonard, 1-up
- 2004: R1: beat Miquel Angel Jimenez, 2 and 1
R2: beat Robert Allenby, 23 holes
R3: lost to Davis Love III, 4 and 3
- 2005 R1: beat Trevor Immelman, 2-up
R2: beat David Howell, 2 and 1
R3: beat Sergio Garcia, 4 and 3
QF: lost to David Toms, 2 and 1
- 2006 R1: beat Lucas Glover, 2 and 1
R2: lost to Tom Lehman, 1-down
- 2007 R1: lost to Shaun Micheel, 21 holes
- 2008 R1: beat Brendan Jones, 2 and 1
R2: lost to Woody Austin, 19 holes
- 2009 R1: lost to Sean O'Hair, 1-down
- 2010 R1: beat Angel Cabrera, 3 and 2
R2: lost to Ian Poulter, 2 and 1
- 2011 R1: lost to ben Crane, 4 and 2
- 2012 R1: lost to Robert Rock, 1 down
- 2013 R1: lost to Tim Clark, 2 and 1
- 2015 G1: lost to Francesco Molinari, 5 and 4
G2: lost to Paul Casey, 1-down
G3: lost to Chris Kirk, 1-down
- 2016 G1: halved with Thomas Pieters
G2: beat Chris Wood, 3 and 2
G3: lost to Bill Haas, 1-down

John Senden (6-4)

- 2007 R1: lost to Sergio Garcia, 3 and 2
- 2012 R1: beat Simon Dyson, 4 and 3
R2: beat Jason Day, 6 and 5
R3: lost to Sang Moon Bae, 1-down
- 2013 R1: lost to Bo Van Pelt, 6 and 5
- 2015 G1: beat Henrik Stenson, 19 holes
G2: beat Bill Haas, 4 and 3
G3: beat Brendon Todd, 1-up
R4: beat Hunter Mahan, 2 and 1
QF: lost to Gary Woodland, 5 and 3

Michael Siem (0-1)

- 2013 R1: lost to Luke Donald, 1-down

Michael Sim (0-1)

- 2010 R1: lost to Ryo Ishikawa, 2-down

Dell Technologies Match Play Records (cont.)

Webb Simpson (7-7)

- 2012 R1: lost to Matteo Manassero, 3 and 2
2013 R1: beat David Lynn, 5 and 4
R2: beat Peter Hanson, 1-up
R3: beat Gonzalo Fernandez-Castano, 2-up
QF: lost to Hunter Mahan, 1-down
2014 R1: beat Thongchai Jaidee, 3 and 2
R2: beat Brandt Snedeker, 4 and 3
R3: lost to Louis Oosthuizen, 5 and 4
2015 G1: beat Ian Poulter, 3 and 2
G2: beat Jimmy Walker, 19 holes
G3: lost to Gary Woodland, 1-down
2017 G1: lost to Dustin Johnson, 5 and 3
G2: lost to Jimmy Walker, 3 and 2
G3: lost to Martin Kaymer, 3 and 2

Jeev Milkha Singh (2-3)

- 2007 R1: lost to Stewart Cink, 3 and 2
2009 R1: lost to Ian Poulter, 4 and 3
2010 R1: beat Pdraig Harrington, 3 and 1
R2: beat Matt Kuchar, 1-up
R3: lost to Ian Poulter, 5 and 4

Vijay Singh (12-11)

- 1999 R1: beat Rocco Mediate, 5 and 3
R2: lost to Bernhard Langer, 2 and 1
2000 R1: lost to Duffy Waldorf, 2 and 1
2001 R1: beat Kevin Sutherland, 4 and 2
R2: lost to Toru Taniguchi, 1-down
2002 R1: beat Toru Taniguchi, 3 and 2
R2: lost to Niclas Fasth, 3 and 2
2004 R1: beat Singo Katayama, 5 and 3
R2: lost to Jerry Kelly, 4 and 2
2005 R1: beat Singo Katayama, 4 and 3
R2: lost to Jay Haas, 3 and 2
2006 R1: beat Graeme McDowell, 5 and 4
R2: beat Miguel Angel Jimenez, 2 and 1
R3: lost to Pdraig Harrington, 19 holes
2007 R1: beat John Rollins, 4 and 3
R2: lost to Stephen Ames, 19 holes
2008 R1: beat Peter Hanson, 19 holes
R2: beat Niclas Fasth, 1-up
R3: beat Rod Pampling, 25 holes
QF: lost to Justin Leonard, 1-down
2009 R1: beat Soren Kjeldsen, 2 and 1
R2: lost to Luke Donald, 19 holes
2010 R1: lost to Tim Clark, 1-down

Patrik Sjoland (2-2)

- 1999 R1: beat Jim Furyk, 5 and 3
R2: beat Carlos Franco, 2 and 1
R3: lost to John Huston, 1-down
2001 R1: lost to Justin Leonard, 6 and 5

Heath Slocum (0-1)

- 2011 R1: lost to Graeme McDowell, 4 and 3

Jeff Sluman (3-6)

- 1999 R1: lost to Brandt Jobe, 3 and 2
2000 R1: beat Steve Elkington, 2 and 1
R2: lost to Davis Love III, 3 and 2
2001 R1: beat Joe Ozaki, 3 and 2
R2: lost to Tom Lehman, 3 and 2
2002 R1: lost to Ernie Els, 4 and 3
2003 R1: beat Michael Campbell, 3 and 2
R2: lost to Robert Allenby, 1-down
2004 R1: lost to Kenny Perry, 6 and 4

Snedeker (7-8-1)

- 2008 R1: lost to Lee Westwood, 3 and 2
2012 R1: beat Retief Goosen, 21 holes
R2: beat Kyle Stanley, 2 and 1
R3: lost to Peter Hanson, 5 and 3
2014 R1: beat David Lynn, 20 holes
R2: lost to Webb Simpson, 4 and 3
2015 G1: lost to Billy Horschel, 5 and 4
G2: lost to Rory McIlroy, 2-down
G3: lost to Jason Dufner, 1-down
2016 G1: beat Charley Hoffman, 2 and 1
G2: halved with Danny Lee
G3: beat Charl Schwartzel, 5 and 4
R4: lost to Jason Day, 3 and 2
2017 G1: lost to William McGirt, 2-down
G2: beat Andy Sullivan, 2 and 1
G3: beat Branden Grace, 5 and 4

Jordan Spieth (9-4-1)

- 2014 R1: beat Pablo Larrazabal, 2-up
R2: beat Thomas Bjorn, 5 and 4
R3: beat Matt Kuchar, 2 and 1
QF: lost to Ernie Els, 4 and 2
2015 G1: beat Mikko Ilonen, 4 and 2
G2: beat Matt Every, 4 and 3
G3: lost to Lee Westwood, 2-down
2016 G1: beat Jamie Donaldson, 3 and 2
G2: beat Victor Dubuisson, 5 and 4
G3: beat Justin Thomas, 3 and 2
R4: lost to Louis Oosthuizen, 4 and 2
2017 G1: lost to Hideto Tanihara, 4 and 2
G2: beat Yuta Ikeda, 4 and 2
G3: halved with Ryan Moore

Craig Stadler (4-2)

- 1999 R1: beat Colin Montgomerie, 5 and 3
R2: lost to John Huston, 3 and 2
2001 R1: beat John Huston, 4 and 2

Dell Technologies Match Play Records (cont.)

R2: beat Craig Parry, 7 and 6
R3: beat Andrew Coltart, 19 holes
QF: lost to Ernie Els, 1-down

Kevin Stadler (0-1)
2014 R1: lost to Charl Schwartzel, 3 and 2

Scott Stallings (0-1)

2014 R1: lost to Jason Dufner, 19 holes

Kyle Stanley (1-1)

2012 R1: beat K.J. Choi, 2 and 1
R2: lost to Brandt Snedeker, 2 and 1

Brendan Steele (1-1-1)

2017 G1: halved with Matt Kuchar
G2: beat Tommy Fleetwood, 1-up
G3: lost to Zach Johnson, 1-up

Henrik Stenson (14-9)

2006 R1: beat Paul Casey, 1-up
R2: lost to Chad Campbell, 1-down
2007 R1: beat Zach Johnson, 1-up
R2: beat K.J. Choi, 1-up
R3: beat Aaron Baddeley, 4 and 3
QF: beat Nick O'Hern, 1-up
SF: beat Trevor Immelman, 3 and 2
Championship: beat Geoff Ogilvy, 2 and 1
2008 R1: beat Robert Allenby, 1-up
R2: beat Trevor Immelman, 25 holes
R3: beat Jonathan Byrd, 1-up
QF: beat Woody Austin, 2-up
SF: lost to Tiger Woods, 2-down
Consolation: beat Justin Leonard, 3 and 2
2009 R1: lost to Davis Love III, 21 holes
2010 R1: lost to Ben Crane, concession
2011 R1: lost to Lee Westwood, 3 and 2
2013 R1: lost to Steve Stricker, 5 and 4
2014 R1: beat Kiradech Aphibarnrat, 2 and 1
R2: lost to Louis Oosthuizen, 4 and 3
2015 G1: lost to John Senden, 19 holes
G2: beat Brendon Todd, 3 and 2
G3: lost to Bill Haas, 3 and 1

Richard Sterne (2-4)

2008 R1: lost to Hunter Mahan, 4 and 3
2009 R1: lost to Stewart Cink, 19 holes
2013 R1: beat Jason Dufner, 1-up
R2: lost to Hunter Mahan, 4 and 2
2014 R1: beat Zach Johnson, 5 and 4
R2: lost to Hunter Mahan, 2-down

Payne Stewart (0-1)

1999 R1: lost to Stewart Cink, 3 and 2

Robert Streb (1-2)

2016 G1: beat Dustin Johnson, 3 and 2
G2: lost to Jimmy Walker, 4 and 3
G3: lost to Kiradech Aphibarnrat, 1-down

Kevin Streelman (0-1)

2014 R1: lost to Victor Dubuisson, 5 and 4

Steve Stricker (15-11)

1999 R1: lost to Shigeki Maruyama, 3 and 2
2000 R1: beat Lee Janzen, 2 and 1
R2: lost to Duffy Waldorf, 2 and 1
2001 R1: beat Padraig Harrington, 2 and 1
R2: beat Scott Verplank, 3 and 2
R3: beat Justin Leonard, 6 and 5
QF: beat Nick O'Hern, 20 holes
SF: beat Toru Taniguchi, 2 and 1
Championship: beat Pierre Fulke, 2 and 1
2002 R1: lost to Chris DiMarco, 3 and 2
2007 R1: lost to Geoff Ogilvy, 4 and 3
2008 R1: beat Daniel Chopra, 20 holes
R2: beat Hunter Mahan, 20 holes
R3: lost to Angel Cabrera, 4 and 3
2009 R1: beat Dustin Johnson, 2 and 1
R2: lost to Ernie Els, 3 and 2
2010 R1: lost to Ross McGowan, 19 holes
2011 R1: lost to Matteo Manassero, 2 and 1
2012 R1: beat Kevin Na, 2 and 1
R2: beat Louis Oosthuizen, 1-up
R3: lost to Hunter Mahan, 4 and 3
2013 R1: beat Henrik Stenson, 5 and 4
R2: beat Nick Watney, 21 holes
R3: beat Scott Piercy, 1-up
QF: lost to Ian Poulter, 3 and 2
2014 R1: lost to George Coetzee, 3 and 1

Andy Sullivan (3-6-0)

2015 G1: lost to Patrick Reed, 2 and 1
G2: beat Ryan Moore, 3 and 2
G3: lost to Danny Willett, 1-down
2016 G1: beat Bernd Wiesberger, 3 and 2
G2: beat Matt Jones, 3 and 1
G3: lost to Louis Oosthuizen, 4 and 2
2017 G1: lost to Branden Grace, 4 and 2
G2: lost to Brandt Snedeker, 2 and 1
G3: lost to William McGirt, 1-down

Dell Technologies Match Play Records (cont.)

Kevin Sutherland (8-3)

- 2001 R1: lost to Vijay Singh, 4 and 2
2002 R1: beat David Duval, 20 holes
R2: beat Paul McGinley, 2 and 1
R3: beat Jim Furyk, 4 and 3
QF: beat David Toms, 3 and 2
SF: beat Brad Faxon, 1-up
Championship: beat Scott McCarron, 1-up
2003 R1: beat Sergio Garcia, 2 and 1
R2: beat Justin Rose, 1-up
R3: lost to Adam Scott, 2 and 1
2009 R1: lost to Geoff Ogilvy, 19 holes

Hal Sutton (3-4)

- 1999 R1: lost to Loren Roberts, 5 and 4
2000 R1: beat Ted Tryba, 4 and 3
R2: beat David Toms, 1-up
R3: beat Duffy Waldorf, 2 and 1
QF: lost to Darren Clarke, 1-down
2001 R1: lost to Nick O'Hern, 1-down
2002 R1: lost to Tom Lehman, 2 and 1

Hidemichi Tanaka (1-1)

- 2001 R1: beat Bernhard Langer, 1-up
R2: lost to Ernie Els, 1-down

Toru Taniguchi (5-3)

- 2001 R1: beat Bob Estes, 3 and 2
R2: beat Vijay Singh, 1-up
R3: beat Stuart Appleby, 4 and 3
QF: beat Shigeki Maruyama, 2 and 1
SF: lost to Steve Stricker, 2 and 1
Consolation: beat Ernie Els, 4 and 3
2002 R1: lost to Vijay Singh, 3 and 2
2008 R1: lost to Woody Austin, 6 and 5

Hideto Tanihara (4-2-1)

- 2017 G1: beat Jordan Spieth, 4 and 2
G2: halved with Ryan Moore
G3: beat Yuta Ikeda, 3 and 1
R4: beat Paul Casey, 2 and 1
QF: beat Ross Fisher, 4 and 2
SF: lost to Dustin Johnson, 1-down
Consolation: lost to Bill Haas, 2 and 1

Phil Taturangi (1-1)

- 2003 R1: beat Ernie Els, 20 holes
R2: lost to Peter Lonard, 5 and 4

Justin Thomas (1-5-0)

- 2016 G1: lost to Victor Dubuisson, 3 and 2
G2: lost to Jamie Donaldson, 2-down
G3: lost to Jordan Spieth, 3 and 2

- 2017 G1: beat Chris Wood, 2 and 1
G2: lost to Kevin Na, 4 and 2
G3: lost to Matthew Fitzpatrick, 2 and 1

Brendon Todd (0-3)

- 2015 G1: lost to Bill Haas, 3 and 2
G2: lost to Henrik Stenson, 3 and 2
G3: lost to John Senden, 1-down

David Toms (24-11)

- 2000 R1: beat Brian Watts, 1-up
R2: lost to Hal Sutton, 1-down
2001 R1: beat Hirofumi Miyase, 1-up
R2: lost to Andrew Coltart, 4 and 2
2002 R1: beat Rory Sabbatini, 1-up
R2: beat Rocco Mediate, 1-up
R3: beat Steve Flesch, 1-up
QF: lost to Kevin Sutherland, 3 and 2
2003 R1: beat Anders Hansen, 3 and 1
R2: beat Chris Riley, 1-up
R3: beat Alex Cjeka, 1-up
QF: beat Jerry Kelly, 4 and 3
SF: beat Peter Lonard, 1-up
Championship: lost to Tiger Woods, 2 and 1
2004 R1: beat Niclas Fasth, 19 holes
R2: beat Shaun Micheel, 4 and 3
R3: lost to Pdraig Harrington, 1-down
2005 R1: beat Ken Green, 1-up
R2: beat Mark Hensby, 2-up
R3: beat Phil Mickelson, 4 and 2
QF: beat Adam Scott, 2 and 1
SF: beat Ian Poulter, 3 and 2
Championship: beat Chris DiMarco, 6 and 5
2006 R1: beat Ian Poulter, 19 holes
R2: beat Jose Maria Olazabal, 2 and 1
R3: lost to Tom Lehman, 4 and 3
2007 R1: beat Arron Oberholser, 5 and 4
R2: beat Ben Crane, 3 and 2
R3: lost to Chad Campbell, 1-down
2008 R1: beat Zach Johnson, 2 and 1
R2: lost to Aaron Baddeley, WD
2010 R1: lost to Sergio Garcia, 2-down
2012 R1: beat Rickie Fowler, 1-up
R2: lost to Martin Kaymer, 2-down
2013 R1: lost to Nick Watney, 5 and 4

Kirk Triplett (3-3)

- 2001 R1: lost to Glen Day, 3 and 1
2002 R1: beat Robert Allenby, 3 and 2
R2: lost to Steve Flesch, 3 and 2
2005 R1: beat Mike Weir, 1-up
R2: beat Craig Parry, 5 and 4
R3: lost to Robert Allenby, 2 and 1

Dell Technologies Match Play Records (cont.)

Ted Tryba (0-1)

2000 R1: lost to Hal Sutton, 4 and 3

Bob Tway (2-3)

1999 R1: beat Tom Watson, 6 and 4
R2: lost to Tiger Woods, 1-down

2000 R1: beat Jeff Maggert, 6 and 5
R2: lost to Jim Furyk, 2 and 1

2004 R1: lost to Fred Couples, 3 and 2

Jean Van De Velde (2-1)

2001 R1: beat Duffy Waldorf, 1-up
R2: beat Retief Goosen, 4 and 3
R3: lost to Ernie Els, 19 holes

Bo Van Pelt (2-3)

2011 R1: beat Louis Oosthuizen, 2-up
R2: lost to Matt Kuchar, 3 and 2

2012 R1: lost to Mark Wilson, 3 and 2

2013 R1: beat John Senden, 6 and 5
R2: lost to Ian Poulter, 3 and 1

Jaco Van Zyl (1-1-1)

2016 Q1: halved with Danny Willett
Q2: lost to Brooks Koepka, 5 and 4
Q3: beat Billy Horschel, 2 and 1

Jhonattan Vegas (2-1-0)

2017 G1: lost to Bubba Watson, 1-down
G2: beat Thomas Pieters, 3 and 1
G3: beat Scott Piercy, 3 and 1

Scott Verplank (4-10)

1999 R1: beat Tom Lehman, 3 and 1
R2: lost to Steve Jones, 5 and 4

2001 R1: beat Brent Geiberger, 1-up
R2: lost to Steve Stricker, 3 and 2

2002 R1: beat Frank Lickliter II, 3 and 2
R2: lost to Bob Estes, 19 holes

2003 R1: lost to Angel Cabrera, 3 and 2

2004 R1: lost to Bob Estes, 19 holes

2005 R1: lost to Jerry Kelly, 1-down

2006 R1: beat Lee Westwood, 26 holes
R2: lost to David Howell, 3 and 2

2007 R1: lost to Retief Goosen, 5 and 4

2008 R1: lost to Nick O'Hern, 3 and 2

2010 R1: lost to Jim Furyk, 2 and 1

Camilo Villegas (7-4)

2008 R1: lost to K.J. Choi, 3 and 2

2009 R1: beat Rod Pampling, 7 and 6
R2: beat Miguel Angel Jimenez, 5 and 4
R3: lost to Geoff Ogilvy, 2 and 1

2010 R1: beat Dustin Johnson, 4 and 3

R2: beat Geoff Ogilvy, 7 and 5

R3: beat Ben Crane, 3 and 2

QF: beat Retief Goosen, 4 and 3

SF: lost to Paul Casey, 24 holes

Consolation: beat Sergio Garcia, 5 and 4

2011 R1: lost to J.B. Holmes, 4 and 2

Duffy Waldorf (3-3)

2000 R1: beat Vijay Singh, 2 and 1

R2: beat Steve Stricker, 2 and 1

R3: lost to Hal Sutton, 2 and 1

2001 R1: lost to Jean Van De Velde, 1-down

2004 R1: beat Jonathan Kaye, 5 and 4

R2: lost to Ian Poulter, 7 and 5

Jimmy Walker (3-8)

2014 R1: beat Branden Grace, 5 and 4

R2: lost to Rickie Fowler, 1-down

2015 G1: lost to Gary Woodland, 19 holes

G2: lost to Webb Simpson, 19 holes

G3: lost to Ian Poulter, 4 and 2

2016 G1: lost to Kiradech Aphibarnrat, 2 and 1

G2: beat Robert Streb, 4 and 3

G3: lost to Dustin Johnson, 2 and 1

2017 G1: lost to Martin Kaymer, 3 and 2

G2: beat Webb Simpson, 3 and 2

G3: lost to Dustin Johnson, 5 and 3

Jeunghun Wang (0-3-0)

2017 G1: lost to Rafa Cabrera-Bello, 4 and 3

G2: lost to Tyrrell Hatton, 2-down

G3: lost to Charles Howell III, 2 and 1

Marc Warren (1-2)

2015 G1: beat J.B. Holmes, 2 and 1

G2: lost to Brooks Koepka, 20 holes

G3: lost to Russell Henley, 1-down

Dell Technologies Match Play Records (cont.)

Nick Watney (7-5)

- 2010 R1: beat Yuta Ikeda, 4 and 3
R2: beat Lee Westwood, 2 and 1
R3: lost to Retief Goosen, 1-down
- 2011 R1: beat Anthony Kim, 5 and 4
R2: beat Lee Westwood, 1-up
R3: lost to Ryan Moore, 19 holes
- 2012 R1: beat Darren Clarke, 5 and 4
R2: beat Tiger Woods, 1-up
R3: lost to Lee Westwood, 3 and 2
- 2013 R1: beat David Toms, 5 and 4
R2: lost to Steve Stricker, 21 holes
- 2014 R1: lost to Louis Oosthuizen, 1-down

Bubba Watson (14-8-2)

- 2011 R1: beat Bill Haas, 4 and 2
R2: beat Mark Wilson, 6 and 5
R3: beat Geoff Ogilvy, 6 and 4
QF: beat J.B. Holmes, 19 holes
SF: lost to Martin Kaymer, 1-down
Consolation: lost to Matt Kuchar, 2 and 1
- 2012 R1: beat Ben Crane, 3 and 2
R2: lost to Matt Kuchar, 3 and 2
- 2013 R1: beat Chris Wood, 2 and 1
R2: beat Jim Furyk, 22 holes
R3: lost to Jason Day, 4 and 3
- 2014: R1: beat Mikko Ilonen, 2 and 1
R2: beat Jonas Blixt, 2-up
R3: lost to Victor Dubuisson, 1-down
- 2015 G1: beat Miguel Angel Jimenez, 5 and 4
G2: beat Keegan Bradley, 4 and 2
G3: lost to Louis Oosthuizen, 19 holes
- 2016 G1: halved with Patton Kizzire
G2: beat Emiliano Grillo, 2-up
G3: lost to J.B. Holmes, 1-down
- 2017 G1: beat Jhonattan Vegas, 1-up
G2: beat Scott Piercy, 4 and 3
G3: halved with Thomas Pieters
R4: lost to Ross Fisher, 4 and 3

Tom Watson (0-1)

- 1999 R1: lost to Bob Tway, 6 and 4

Brian Watts (0-2)

- 1999 R1: lost to Thomas Bjorn, 1-down
2000 R1: lost to David Toms, 1-down

Boo Weekley (3-3)

- 2008 R1: beat Martin Kaymer, 2 and 1
R2: beat Sergio Garcia, 3 and 1
R3: lost to Woody Austin, 3 and 2
- 2009 R1: beat Justin Rose, 1-up
R2: lost to Sean O'Hair, 2 and 1
- 2014 R1: lost to Rory McIlroy, 3 and 2

Mike Weir (7-10)

- 2000 R1: beat Carlos Franco, 4 and 3
R2: lost to Sergio Garcia, 7 and 6
- 2002 R1: beat Paul Lawrie, 3 and 2
R2: lost to Scott McCarron, 1-down
- 2003 R1: beat Loren Roberts, 26 holes
R2: lost to Jerry Kelly, 2 and 1
- 2004 R2: beat Rich Beem, 3 and 2
R3: lost to Stephen Leaney, 4 and 2
- 2005 R1: lost to Kirk Triplett, 1-down
- 2006 R1: beat Stewart Cink, 4 and 3
R2: beat Bernhard Langer, 20 holes
R3: lost to Geoff Ogilvy, 21 holes
- 2007 R1: lost to Paul Casey, 1-down
- 2008 R1: lost to Arron Oberholser, 3 and 1
- 2009 R1: lost to Hunter Mahan, 1-down
- 2010 R1: beat Alvaro Quiros, 8 and 6
R2: lost to Paul Casey, 5 and 4

Lin Wen-Tang (0-1)

- 2009 R1: lost to Anthony Kim, 7 and 5

Lee Westwood (17-19)

- 1999 R1: lost to Eduardo Romero, 3 and 2
- 2000 R1: beat Brandt Jobe, 2 and 1
R2: lost to Scott Hoch, 1-down
- 2002 R1: beat Shingo Katayama, 4 and 3
R2: lost to John Cook, 1-down
- 2004 R1: lost to Phil Mickelson, 3 and 1
- 2005 R1: beat Steve Flesch, 4 and 3
R2: lost to Davis Love III, 7 and 6
- 2006 R1: lost to Scott Verplank, 26 holes
- 2007 R1: lost to Padraig Harrington, 19 holes
- 2008 R1: beat Brandt Snedeker, 3 and 2
R2: lost to Justin Leonard, 2-1
- 2009 R1: beat Prayad Marksaeng, 2 and 1
R2: lost to Stewart Cink, 23 holes
- 2010 R1: beat Chris Wood, 3 and 1
R2: lost to Nick Watney, 2 and 1
- 2011 R1: beat Henrik Stenson, 3 and 2
R2: lost to Nick Watney, 1-down
- 2012 R1: beat Nicolas Colsaerts, 3 and 1
R2: beat Robert Karlsson, 3 and 2
R3: beat Nick Watney, 3 and 2
QF: beat Martin Laird, 4 and 2

Dell Technologies Match Play Records (cont.)

SF: lost to Rory McIlroy, 3 and 1

CON: lost to Mark Wilson, 1-down

2013 R1: lost to Rafael Cabrera-Bello, 19 holes

2014 R1: lost to Harris English, 5 and 3

2015 G1: beat Matt Every, 1-up

G2: beat Mikko Ilonen, 1-up

G3: beat Jordan Spieth, 2-up

R4: lost to Danny Willett, 3 and 2

2016 G1: lost to Sergio Garcia, 1-down

G2: lost to Marc Leishman, 1-down

G3: lost to Ryan Moore, 3 and 1

2017 G1: lost to Marc Leishman, 3 and 2

G2: beat Jason Day, Concession (WD)

G3: beat Pat Perez, 2 and 1

Lost tiebreaker with Leishman/Perez on the second playoff hole. Leishman advanced.

Brett Wetterich (0-1)

2007 R1: lost to Chris DiMarco, 4 and 3

Bernd Wiesberger (3-6-1)

2014 R1: lost to Matt Kuchar, 3 and 2

2015 G1: lost to Jamie Donaldson, 1-down

G2: beat Sergio Garcia, 21 holes

G3: lost to Tommy Fleetwood, 21 holes

2016 G1: lost to Andy Sullivan, 3 and 2

G2: lost to Louis Oosthuizen, 2 and 1

G3: halved with Matt Jones

2017 G1: beat Francesco Molinari, 2-up

G2: lost to Alex Noren, 3 and 2

G3: beat Thongchai Jaidee, 1-up

Danny Willett (8-4-1)

2015 G1: beat Ryan Moore, 3 and 2

G2: beat Patrick Reed, 2 and 1

G3: beat Andy Sullivan, 1-up

R4: beat Lee Westwood, 3 and 2

QF: beat Tommy Fleetwood, 4 and 3

SF: lost to Gary Woodland, 3 and 2

Consolation: beat Jim Furyk, 3 and 2

2016 G1: halved with Jaco Van Zyl

G2: lost to Billy Horschel, 3 and 2

G3: beat Brooks Koepka, 4 and 3

2017 G1: lost to K.T. Kim, 4 and 2

G2: lost to Bill Haas, 6 and 5

G3: beat Russell Knox, 4 and 2

Mark Wilson (6-2)

2011 R1: beat Dustin Johnson, 19 holes

R2: lost to Bubba Watson, 6 and 5

2012 R1: beat Bo Van Pelt, 3 and 2

R2: beat Robert Rock, 3 and 2

R3: beat Dustin Johnson, 4 and 3

QF: beat Peter Hanson, 4 and 3

SF: lost to Hunter Mahan, 2 and 1

CON: beat Lee Westwood, 1-up

Oliver Wilson (5-2)

2009 R1: beat to K.J. Choi, 3 and 1

R2: beat Anthony Kim, 2 and 1

R3: lost to Justin Leonard, 19 holes

2010 R1: beat Miguel Angel Jimenez, 3 and 2

R2: beat Rory McIlroy, 20 holes

R3: beat Luke Donald, 20 holes

QF: lost to Sergio Garcia, 4 and 3

Chris Wood (1-7-0)

2010 R1: lost to Lee Westwood, 3 and 1

2013 R1: lost to Bubba Watson, 2 and 1

2016 G1: lost to Bill Haas, 2 and 1

G2: lost to Adam Scott, 3 and 2

G3: lost to Thomas Pieters, 3 and 2

2017 G1: lost to Justin Thomas, 2 and 1

G2: lost to Matthew Fitzpatrick, 4 and 2

G3: beat Kevin Na, 2 and 1

Gary Woodland (7-5)

2012 R1: lost to Charl Schwartzel, 4 and 2

2014 R1: lost to Graeme McDowell, 19 holes

2015 G1: beat Jimmy Walker, 19 holes

G2: beat Ian Poulter, 3 and 2

G3: beat Webb Simpson, 1-up

R4: beat Marc Leishman, 2 and 1

QF: beat John Senden, 5 and 3

SF: beat Danny Willett, 3 and 2

Championship: lost to Rory McIlroy, 4 and 2

2017 G1: beat Emiliano Grillo, 3 and 2

G2: lost to Rory McIlroy, Concession (WD)

G3: lost to Soren Kjeldsen, Concession (WD)

Dell Technologies Match Play Records (cont.)

Tiger Woods (33-10)

- 1999 R1: beat Nick Faldo, 4 and 3
R2: beat Bob Tway, 1-up
R3: beat Stewart Cink, 2 and 1
QF: lost to Jeff Maggert, 2 and 1
- 2000 R1: beat Michael Campbell, 5 and 4
R2: beat Retief Goosen, 1-up
R3: beat Shigeki Maruyama, 4 and 3
QF: beat Paul Lawrie, 1-up
SF: beat Davis Love III, 3 and 2
Championship: lost to Darren Clarke, 4 and 3
- 2002 R1: lost to Peter O'Malley, 2 and 1
- 2003 R1: beat Carl Pettersson, 2 and 1
R2: beat K.J. Choi, 5 and 3
R3: beat Stephen Leaney, 7 and 6
QF: beat Scott Hoch, 5 and 4
SF: beat Adam Scott, 19 holes
Championship: beat David Toms, 2 and 1
- 2004 R1: beat John Rollins, 1-up
R2: beat Trevor Immelman, 5 and 4
R3: beat Fredrik Jacobson, 5 and 4
QF: beat Padraig Harrington, 2 and 1
SF: beat Stephen Leaney, 2 and 1
Championship: beat Davis Love III, 3 and 2
- 2005 R1: beat Nick Price, 4 and 3
R2: lost Nick O'Hern, 3 and 1
- 2006 R1: beat Stephen Ames, 9 and 8
R2: beat Robert Allenby, 1-up
R3: lost to Chad Campbell, 1-down
- 2007 R1: beat J.J. Henry, 3 and 2
R2: beat Tim Clark, 5 and 4
R3: lost to Nick O'Hern, 20 holes
- 2008 R1: beat J.B. Holmes, 1-up
R2: beat Arron Oberholser, 3 and 2
R3: beat Aaron Baddeley, 20 holes
QF: beat K.J. Choi, 3 and 2
SF: beat Henrik Stenson, 2-up
Championship: beat Stewart Cink, 8 and 7
- 2009 R1: beat Brendan Jones, 3 and 2
R2: lost to Tim Clark, 4 and 3
- 2011 R1: lost to Thomas Bjorn, 19 holes
- 2012 R1: beat Gonzalo Fernandez-Castano, 1-up
R2: lost to Nick Watney, 1-down
- 2013 R1: lost to Charles Howell III, 2 and 1

Ian Woosnam (0-1)

- 1999 R1: lost to Scott Hoch, 3 and 2

Y.E. Yang (5-4)

- 2007 R1: lost to Rod Pampling, 5 and 4
- 2010 R1: beat Soren Kieidsen, 2 and 1
R2: lost to Ben Crane, 3 and 2
- 2011 R1: beat Alvaro Quiros, 20 holes
R2: beat Stewart Cink, 4 and 3
R3: beat Graeme McDowell, 3 and 2
QF: lost to Matt Kuchar, 2 and 1
- 2012 R1: beat Graeme McDowell, 2 and 1
R2: lost to Hunter Mahan, 5 and 3

Player Seeds

Robert Allenby

2001	15
2002	22
2003	15
2004	14
2005	44
2006	32
2007	33
2008	52
2009	30
2010	12
2011	28

Stephen Ames

2005	19
2006	64
2007	39
2008	27
2009	39
2010	59

Byeong Hun An

2016	27
2017	45

Billy Andrade

2002	51
------	----

Kiradech Aphibarnrat

2014	64
2016	39

Stuart Appleby

1999	31
2000	26
2001	14
2002	48
2003	27
2004	11
2005	10
2006	24
2007	20
2008	31
2009	46

Woody Austin

2008	37
------	----

Paul Azinger

1999	58
2000	46
2002	25

Aaron Baddeley

2007	40
2008	17
2009	42
2012	37

Sangmoon Bae

2012	42
------	----

Briny Baird

2004	62
------	----

Daniel Berger

2016	53
2017	35

Rich Beem

2003	23
2004	61

Thomas Bjorn

1999	47
2000	35
2003	46
2004	16
2005	26
2007	53
2011	62
2012	24
2013	47
2014	23

Jonas Blixt

2014	43
------	----

Keegan Bradley

2012	18
2013	13
2014	22
2015	33

Michael Bradley

1999	62
------	----

Paul Broadhurst

2006	62
------	----

Olin Browne

2000	61
------	----

Bart Bryant

2006	28
2007	37

Jonathan Byrd

2008	61
2011	58
2012	52

Angel Cabrera

2000	63
2002	33
2003	22
2005	30
2006	15
2007	31
2008	14
2009	60
2010	24

Rafa Cabrera-Bello

2012	58
2013	58
2016	52
2017	22

Mark Calcavecchia

1999	22
2000	57
2002	23
2006	58
2008	48

Chad Campbell

2004	15
2005	20
2006	17
2007	34
2010	51

Michael Campbell

2000	64
2001	5
2002	24
2003	18
2004	43
2006	13
2007	29

Paul Casey

2003	58
2004	25
2005	35
2006	49
2007	14
2008	25
2009	23
2010	6
2011	6
2015	36
2016	25
2017	12

Alex Cejka

2003	54
2004	42
2005	59

Greg Chalmers

2001	61
2012	61

Kevin Chappell

2017	38
------	----

K.J. Choi

2003	32
2004	20
2005	25
2006	33
2007	24
2008	9
2009	22
2011	49
2012	16
2013	60

Daniel Chopra

2008	62
------	----

Stewart Cink

1999	48
2000	33
2001	6
2002	29
2003	45
2005	8
2006	29
2007	23
2008	23
2009	21
2010	19
2011	53

Player Seeds (cont.)

Tim Clark

2003	39
2005	28
2006	26
2007	32
2008	34
2009	32
2010	36
2013	59

Darren Clarke

1999	15
2000	19
2002	12
2003	26
2004	10
2005	12
2006	19
2007	52
2012	51

Jose Coceres

2001	20
------	----

George Coetzee

2012	63
2013	39
2014	56
2015	59

Nicolas Colsaerts

2012	62
2013	37

Andrew Coltart

2001	41
------	----

John Cook

1999	37
2002	63
2003	57

Fred Couples

1999	13
2000	23
2004	35
2005	36
2006	27

Ben Crane

2006	35
2007	50
2010	58
2011	39
2012	45

Ben Curtis

2004	38
2009	29

John Daly

2002	38
2005	48
2006	31

Brian Davis

2004	51
------	----

Glen Day

1999	44
2000	30
2001	53

Jason Day

2011	38
2012	7
2013	41
2014	8
2015	7
2016	2
2017	3

Graham DeLaet

2014	24
------	----

Chris DiMarco

2001	38
2002	10
2003	9
2004	22
2005	16
2006	7
2007	21

Luke Donald

2005	18
2006	14
2007	8
2008	19
2009	36
2010	21
2011	9
2012	1
2013	3
2014	18

Jamie Donaldson

2013	27
2014	25
2015	30
2016	51

Nick Dougherty

2008	46
------	----

Bradley Dredge

2007	60
2008	57

Victor Dubuisson

2014	27
2015	21
2016	39

Jason Dufner

2012	32
2013	10
2014	15
2015	53
2016	58
2017	59

Scott Dunlap

2001	43
------	----

Joe Durant

2002	35
2007	27

David Duval

1999	2
2000	2
2002	3
2003	28

Simon Dyson

2010	51
2012	26

Johan Edfors

2007	46
------	----

Steve Elkington

1999	14
2000	29
2006	53

Ernie Els

1999	7
2000	5
2001	1
2002	5
2003	2
2006	4
2007	5
2008	4
2009	13

2010	15
------	----

2011	11
------	----

2012	64
------	----

2013	19
------	----

2014	31
------	----

Harris English

2014	36
------	----

2015	55
------	----

Bob Estes

1999	38
------	----

2000	28
------	----

2001	35
------	----

2002	17
------	----

2003	17
------	----

2004	41
------	----

Matt Every

2015	40
------	----

Nick Faldo

1999	64
------	----

Niclas Fasth

2002	41
------	----

2003	45
------	----

2004	57
------	----

2006	54
------	----

2007	38
------	----

2008	23
------	----

Brad Faxon

1999	40
------	----

2001	45
------	----

2002	47
------	----

2003	35
------	----

2004	26
------	----

Gonzalo-Fdez-Castano

2012	46
------	----

2013	31
------	----

2014	35
------	----

Ross Fisher

2009	35
------	----

2010	17
------	----

2011	37
------	----

2017	47
------	----

Matthew Fitzpatrick

2016	42
------	----

2017	27
------	----

Player Seeds (cont.)

Tommy Fleetwood

2015	54
2017	29

Steve Flesch

2001	19
2002	54
2004	39
2005	41

Rickie Fowler

2011	29
2012	36
2013	32
2014	53
2015	13
2016	5

Carlos Franco

1999	43
2000	18

Marcus Fraser

2013	52
2016	60

Hiroyuki Fujita

2011	50
2013	44

Pierre Fulke

2001	21
2002	46

Fred Funk

1999	41
2000	49
2001	44
2003	33
2004	36
2005	57
2006	45

Jim Furyk

1999	11
2000	13
2002	14
2003	10
2005	23
2006	6
2007	2
2008	6
2009	14
2010	3
2011	10

2012	56
------	----

2013	25
------	----

2014	20
------	----

2015	5
------	---

2017	51
------	----

Stephen Gallacher

2013	54
------	----

2014	34
------	----

2015	41
------	----

Sergio Garcia

2000	15
------	----

2002	4
------	---

2003	5
------	---

2004	34
------	----

2005	6
------	---

2007	13
------	----

2008	12
------	----

2009	2
------	---

2010	13
------	----

2012	15
------	----

2013	12
------	----

2014	6
------	---

2015	10
------	----

2016	13
------	----

2017	7
------	---

Robert Garrigus

2013	36
------	----

Brian Gay

2010	54
------	----

Brent Geiberger

2000	44
------	----

2001	42
------	----

Bill Glasson

1999	34
------	----

Lucas Glover

2006	56
------	----

2007	49
------	----

2010	20
------	----

Matt Gogel

2002	53
------	----

Mathew Goggin

2009	55
------	----

Fabian Gomez

2016	57
------	----

Retief Goosen

2000	32
------	----

2001	17
------	----

2002	7
------	---

2003	4
------	---

2004	5
------	---

2005	4
------	---

2006	3
------	---

2007	6
------	---

2008	29
------	----

2009	33
------	----

2010	18
------	----

2011	16
------	----

2012	48
------	----

Paul Goydos

2007	43
------	----

Branden Grace

2013	29
------	----

2014	44
------	----

2015	38
------	----

2016	11
------	----

2017	15
------	----

Richard Green

2005	51
------	----

2006	51
------	----

2007	61
------	----

2008	42
------	----

Emiliano Grillo

2016	33
------	----

2017	26
------	----

Mathias Gronberg

2001	60
------	----

Bill Haas

2011	46
------	----

2012	11
------	----

2013	28
------	----

2014	28
------	----

2015	23
------	----

2016	30
------	----

2017	42
------	----

Jay Haas

2003	61
------	----

2004	18
------	----

2005	33
------	----

Joakim Haeggman

2005	55
------	----

Todd Hamilton

2005	21
------	----

Anders Hansen

2008	51
------	----

2009	51
------	----

2010	45
------	----

2011	13
------	----

2012	34
------	----

2013	66
------	----

Hansen

2003	59
------	----

2008	41
------	----

2009	52
------	----

2010	47
------	----

Peter Hanson

2008	55
------	----

2009	58
------	----

2010	53
------	----

2011	36
------	----

2012	33
------	----

2013	18
------	----

2014	60
------	----

Padraig Harrington

2000	55
------	----

2001	10
------	----

2002	11
------	----

2003	8
------	---

2004	9
------	---

2005	7
------	---

2006	18
------	----

2007	10
------	----

2008	11
------	----

2009	3
------	---

2010	8
------	---

2011	35
------	----

2013	48
------	----

Dudley Hart

1999	52
------	----

2000	34
------	----

2001	18
------	----

Tyrell Hatton

2017	10
------	----

Russell Henley

2013	56
------	----

2015	45
------	----

J.J. Henry

2007	64
------	----

Player Seeds (cont.)

Mark Hensby

2005	46
2006	42

Tim Herron

2000	31
2001	34
2004	50
2005	49
2006	48

Scott Hoch

1999	20
2000	39
2001	21
2003	25
2004	49

Charley Hoffman

2011	56
2015	49
2016	56

J.B. Holmes

2008	64
2011	22*
2015	12
2016	21
2017	31

Billy Horschel

2014	40
2015	18
2016	40

Charles Howell III

2002	36
2003	20
2004	27
2005	34
2006	60
2007	45
2008	38
2013	63
2017	61

David Howell

2005	43
2006	12
2007	17

John Huston

1999	27
2000	17
2001	8
2003	41
2004	60

Yuta Ikeda

2010	34
2011	42
2017	37

Mikko Ilonen

2014	54
2015	62

Trevor Immelman

2003	50
2004	32
2005	54
2007	12
2009	25

Ryo Ishikawa

2010	32
2011	40
2012	54

Toshi Izawa

2001	28
2002	19
2003	56
2004	56

Frederik Jacobson

2004	17
2005	45
2012	35
2013	45

Thongchai Jaidee

2010	48
2013	53
2014	48
2015	44
2016	36
2017	57

Lee Janzen

1999	21
2000	38
2002	61

Miguel Angel Jimenez

1999	55
2000	21
2004	46
2005	13
2006	34
2007	57
2008	42
2009	24
2010	28
2011	23
2012	50
2014	37
2015	63

Brandt Jobe

1999	36
2000	58
2006	40

Per-Ulrik Johansson

2001	46
------	----

Dustin Johnson

2009	45
2010	42
2011	14
2012	9
2013	24
2014	5
2015	8
2016	8
2017	1

Zach Johnson

2005	47
2006	59
2007	56
2008	16
2009	28
2010	22
2011	31
2012	44
2013	24
2014	3
2015	24
2016	14
2017	44

Brendan es

2008	60
2009	64
2011	61

Matt Jones

2015	58
2016	61

Steve Jones

1999	51
------	----

Robert Karlsson

2003	62
2007	26
2008	40
2009	7
2010	16
2011	15
2012	30

Shingo Katayama

2002	31
2003	53
2004	63
2005	64
2007	25
2008	45
2009	40

Smylie Kaufman

2016	46
------	----

Jothan Kaye

2001	52
2004	12
2005	32

Martin Kaymer

2008	21
2009	19
2010	4
2011	2
2012	4
2013	26
2014	46
2015	17
2016	44
2017	41

Jerry Kelly

2002	42
2003	19
2004	31
2005	38
2008	54

Skip Kendall

2001	47
------	----

Player Seeds (cont.)

Anthony Kim

2009	11
2010	25
2011	33

K.T. Kim

2011	27
2012	31
2017	64

Si Woo Kim

2017	63
------	----

Kevin Kisner

2016	20
2017	34

Chris Kirk

2014	45
2015	25
2016	54

Patton Kizzire

2016	63
------	----

Soren Kjeldsen

2009	61
2010	39
2016	43
2017	62

Russell Knox

2016	32
2017	17

Brooks Koepka

2015	19
2016	18
2017	20

Greg Kraft

2001	64
------	----

Matt Kuchar

2010	40
2011	13
2012	13
2013	21
2014	7
2015	14
2016	28
2017	16

Anirban Lahiri

2015	34
2016	48

Martin Laird

2011	41
2012	38

Bernhard Langer

1999	25
2000	60
2001	33
2002	15
2003	21
2006	61

Franklin Langham

2001	31
------	----

Pablo Larrazabal

2014	55
------	----

Paul Lawrie

2000	41
2001	27
2002	52
2003	52
2012	43
2013	30

Stephen Leaney

1999	63
2003	48
2004	29
2005	61

Danny Lee

2016	34
------	----

Tom Lehman

1999	19
2000	12
2001	4
2002	28
2003	40
2005	40
2006	41

Marc Leishman

2014	59
2015	56
2016	25
2017	28

Justin Leonard

1999	10
2000	16
2001	7
2002	39
2003	16
2004	23
2005	17
2006	30
2008	50
2009	27
2010	56

Thomas Levet

2005	50
------	----

Alexander Levy

2015	52
------	----

Frank Lickliter III

2002	49
------	----

Lin Wen-Tang

2009	54
------	----

David Lingmerth

2016	38
------	----

Peter Lonard

2003	31
2004	28
2005	29
2006	50

Davis Love III

1999	4
2000	4
2002	8
2003	7
2004	3
2005	9
2006	23
2007	15
2009	59

Steve Lowery

2001	48
2002	44
2003	42

Shane Lowry

2013	64
2015	47
2016	24
2017	53

David Lynn

2013	50
2014	49

Joost Luiten

2014	39
2015	43
2017	60

Andrew Magee

1999	50
2000	53

Jeff Maggert

1999	24
2000	20
2005	58

Hunter Mahan

2008	35
2009	48
2010	30
2011	18
2012	21
2013	23
2014	30
2015	31

Matteo Manassero

2011	57
2012	59
2013	42
2014	47

Prayad Marksaeng

2009	53
------	----

Ben Martin

2015	61
------	----

Shigeiki Maruyama

1999	42
2000	48
2001	22
2003	29
2004	33
2005	22
2006	46

Hideki Matsuyama

2014	19
2015	16
2016	12
2017	4

Player Seeds (cont.)

Len Mattiace

2003	55
------	----

Bob May

2001	11
------	----

Billy Mayfair

1999	35
------	----

2000	56
------	----

2002	58
------	----

Scott McCarron

2002	45
------	----

2003	36
------	----

Graeme McDowell

2005	53
------	----

2006	63
------	----

2009	37
------	----

2010	44
------	----

2011	5
------	---

2012	12
------	----

2013	17
------	----

2014	14
------	----

2015	32
------	----

2016	62
------	----

Paul McGinley

2001	39
------	----

2002	30
------	----

2006	22
------	----

William McGirt

2017	48
------	----

Ross McGowan

2010	64
------	----

Rory McIlroy

2009	16
------	----

2010	5
------	---

2011	7
------	---

2012	2
------	---

2013	1
------	---

2014	4
------	---

2015	1
------	---

2016	3
------	---

2017	2
------	---

Mark McNulty

2001	59
------	----

Rocco Mediate

1999	57
------	----

2000	52
------	----

2002	27
------	----

2003	12
------	----

2004	37
------	----

Shaun Micheel

2004	40
------	----

2007	62
------	----

Phil Mickelson

1999	12
------	----

2000	9
------	---

2002	2
------	---

2003	3
------	---

2004	6
------	---

2005	3
------	---

2006	5
------	---

2007	4
------	---

2008	2
------	---

2009	5
------	---

2011	4
------	---

2016	17
------	----

2017	14
------	----

Frankie Minoza

1999	56
------	----

Hirofumi Miyase

2001	56
------	----

Edoardo Molinari

2010	46
------	----

2011	24
------	----

Francesco Molinari

2010	43
------	----

2011	17
------	----

2012	41
------	----

2013	34
------	----

2014	42
------	----

2015	64
------	----

2017	25
------	----

Colin Montgomerie

1999	6
------	---

2000	3
------	---

2002	20
------	----

2003	11
------	----

2004	52
------	----

2006	11
------	----

2007	19
------	----

2008	59
------	----

Ryan Moore

2010	50
------	----

2011	48
------	----

2013	40
------	----

2014	26
------	----

2015	28
------	----

2016	45
------	----

2017	32
------	----

Kevin Na

2010	60
------	----

2012	60
------	----

2015	20
------	----

2016	26
------	----

2017	46
------	----

Seung-yul Noh

2011	63
------	----

Alex Noren

2010	55
------	----

2013	49
------	----

2017	8
------	---

Greg Norman

1999	28
------	----

2000	51
------	----

Arron Oberholser

2006	39
------	----

2007	47
------	----

2008	33
------	----

Geoff Ogilvy

2006	52
------	----

2007	11
------	----

2008	15
------	----

2009	8
------	---

2010	10
------	----

2011	30
------	----

2012	47
------	----

Sean O'Hair

2006	38
------	----

2009	47
------	----

2010	14
------	----

2011	47
------	----

Nick O'Hern

2001	63
------	----

2005	31
------	----

2006	20
------	----

2007	16
------	----

2008	39
------	----

Jose Maria Olazabal

1999	30
------	----

2000	25
------	----

2002	26
------	----

2003	49
------	----

2006	25
------	----

2007	22
------	----

Thorbjorn Olesen

2013	38
------	----

2014	57
------	----

2016	64
------	----

Peter O'Malley

2002	64
------	----

Mark O'Meara

1999	3
------	---

2000	14
------	----

Louis Oosthuizen

2009	49
------	----

2011	20
------	----

2012	28
------	----

2013	4
------	---

2014	32
------	----

2015	29
------	----

2016	16
------	----

2017	23
------	----

Gary Orr

2001	26
------	----

Jeff Overton

2011	54
------	----

Joe Ozaki

1999	53
------	----

2000	42
------	----

2001	29
------	----

Ryan Palmer

2011	55
------	----

2015	22
------	----

Rod Pampling

2005	52
------	----

2006	47
------	----

2007	35
------	----

2008	58
------	----

2009	56
------	----

Jesper Parnevik

1999	16
------	----

2000	10
------	----

2002	40
------	----

Player Seeds (cont.)

Craig Parry

1999	49
2000	40
2001	40
2003	30
2005	37
2006	

Steve Pate

1999	61
2000	37
2001	37

Dennis Paulson

2000	62
2001	25

Pat Perez

2008	63
2009	62
2017	56

Chris Perry

2000	24
2001	13

Kenny Perry

2001	51
2002	18
2003	34
2004	7
2005	15
2006	10
2009	10
2010	11

Carl Pettersson

2003	64
2006	55
2007	41
2013	33

Scott Piercy

2013	35
2014	63
2016	47
2017	39

Pieters

2016	55
2017	30

Ian Poulter

2004	44
2005	42
2006	57
2007	28
2008	24
2009	31
2010	9
2011	12
2012	23
2013	11
2014	12
2015	27

Nick Price

1999	9
2000	8
2002	32
2003	13
2004	13
2005	63

Phillip Price

2001	24
2002	57
2004	48

Brett Quigley

2007	63
------	----

Alaro Quiros

2009	26
2010	27
2011	21
2012	27

Jon Rahm

2017	21
------	----

Richie Ramsay

2013	61
------	----

Patrick Reed

2014	41
2015	15
2016	9
2017	9

Chris Riley

2003	38
2004	21
2005	56

Loren Roberts

1999	39
2000	50
2003	51
2004	47
2005	62

Robert Rock

2012	57
------	----

John Rollins

2004	64
2007	58

Andres Romero

2008	36
2009	38

Eduardo Romero

1999	60
2003	24
2004	55

Justin Rose

2003	37
2004	54
2007	36
2008	7
2009	15
2011	34
2012	22
2013	5
2014	2
2015	6
2016	7

Rory Sabbatini

2002	59
2005	39
2006	31
2007	48
2008	8
2009	41
2010	49

Nobuhito Sato

2001	50
------	----

Tom Scherrer

2001	54
------	----

Charl Schwartzel

2009	63
2010	35
2011	25
2012	10
2013	9
2014	13
2015	37
2016	19
2017	24

Adam Scott

2002	50
2003	44
2004	19
2005	11
2006	9
2007	3
2008	5
2009	18
2010	41
2011	26
2012	8
2013	6
2015	9
2016	6

John Senden

2008	53
2012	39
2013	43
2015	60

Marcel Siem

2013	62
------	----

Michael Sim

2010	33
------	----

Webb Simpson

2012	6
2013	15
2014	17
2015	46
2017	58

Jeev Milkha Singh

2007	42
2009	34
2010	57

Player Seeds (cont.)

Vijay Singh

1999	8
2000	6
2001	3
2002	9
2004	2
2005	1
2006	2
2007	7
2008	10
2009	4
2010	29

Patrik Sjoland

1999	54
2001	58

Heath Slocum

2011	60
------	----

Jeff Sluman

1999	29
2000	36
2001	36
2002	60
2003	47
2004	58

Brandt Snedeker

2008	47
2012	17
2014	16
2015	35
2016	15
2017	19

Jordan Spieth

2014	10
2015	2
2016	1
2017	5

Craig Stadler

1999	59
2001	57

Stadler

2014	52
------	----

Scott Stallings

2014	50
------	----

Kyle Stanley

2012	49
------	----

Brendan Steele

2017	50
------	----

Henrik Stenson

2006	16
2007	9
2008	13
2009	6
2010	7
2011	64
2013	51
2014	1
2015	3

Richard Sterne

2008	30
2009	44
2013	55
2014	62

Payne Stewart

1999	17
------	----

Robert Streb

2016	49
------	----

Kevin Streelman

2014	38
------	----

Steve Stricker

1999	23
2000	27
2001	55
2002	55
2007	54
2008	3
2009	20
2010	1
2011	8
2012	5
2013	14
2014	9

Andy Sullivan

2016	29
2017	52

Kevin Sutherland

2001	62
2002	62
2003	60
2009	57

Hal Sutton

1999	26
2000	11
2001	2
2002	37

Hidemichi Tanaka

2001	32
------	----

Toru Taniguchi

2001	30
2002	56
2008	28

Hideto Tanihara

2017	54
------	----

Phil Taturangi

2003	63
------	----

Justin Thomas

2016	31
2017	6

Brendon Todd

2015	42
------	----

David Toms

2000	22
2001	9
2002	6
2003	6
2004	8
2005	14
2006	8
2007	18
2008	49
2010	52
2012	29
2013	46

Kirk Triplett

2001	12
2002	43
2005	60

Ted Tryba

2000	54
------	----

Bob Tway

1999	33
2000	45
2004	30

Bo Van Pelt

2011	45
2012	25
2013	22

Jean Van de Velde

2001	49
------	----

Jaco Van Zyl

2016	50
------	----

Jhonattan Vegas

2017	55
------	----

Scott Verplank

1999	46
2001	23
2002	16
2003	43
2004	24
2005	27
2006	21
2007	59
2008	26
2010	62

Camilo Villegas

2008	56
2009	9
2010	23
2011	43

Duffy Waldorf

2000	59
2001	16
2004	53

Jimmy Walker

2014	21
2015	11
2016	22
2017	18

Jeunghung Wang

2017	40
------	----

Marc Warren

2015	51
------	----

Player Seeds (cont.)

Nick Watney

2010	31
2011	32
2012	14
2013	19
2014	33

Bubba Watson

2011	19
2012	20
2013	2
2013	8
2014	11
2015	4
2016	4
2017	13

Tom Watson

1999	32
------	----

Brian Watts

1999	18
2000	43

Boo Weekley

2008	44
2009	50
2014	61

Mike Weir

2000	47
2002	13
2003	14
2004	4
2005	5
2006	36
2007	51
2008	32
2009	17
2010	38

Lee Westwood

1999	5
2000	7
2002	34
2004	59
2005	24
2006	44
2007	55
2008	18
2009	12
2010	2
2011	1
2012	3
2013	7
2014	29
2015	26
2016	59
2017	43

Brett Wetterich

2007	44
------	----

Bernd Wiesberger

2013	65
2014	58
2015	39
2016	35
2017	36

Danny Willett

2015	48
2016	10
2017	11

Mark Wilson

2011	51
2012	40

Oliver Wilson

2009	43
2010	37

Chris Wood

2010	63
2013	57
2016	41
2017	49

Gary Woodland

2012	55
2014	51
2015	50
2017	33

Tiger Woods

1999	1
2000	1
2002	1
2003	1
2004	1
2005	2
2006	1
2007	1
2008	1
2009	1
2011	3
2012	19
2013	2

Ian Woosnam

1999	45
------	----

Yang Yong-Eun

2007	30
2010	26
2011	44
2012	53

Dell Technologies Match Play Top-50 Money Leaders

	Name	Events	Earnings
1	Tiger Woods	13	4,898,500
2	Jason Day	7	4,098,885
3	Geoff Ogilvy	7	3,820,000
4	Rory McIlroy	9	3,629,000
5	Ian Poulter	12	3,171,500
6	Hunter Mahan	8	2,943,000
7	Matt Kuchar	8	2,902,500
8	David Toms	12	2,821,000
9	Paul Casey	12	2,815,000
10	Dustin Johnson	9	2,404,824
11	Stewart Cink	12	2,397,500
12	Henrik Stenson	9	2,353,500
13	Luke Donald	10	2,299,000
14	Davis Love III	9	2,150,000
15	Louis Oosthuizen	8	1,957,308
16	Darren Clarke	9	1,937,500
17	Steve Stricker	12	1,920,500

	Name	Events	Earnings
18	Jim Furyk	16	1,775,000
19	Ernie Els	14	1,686,000
20	Martin Kaymer	10	1,659,708
21	Lee Westwood	17	1,590,308
22	Sergio Garcia	15	1,582,400
23	Retief Goosen	13	1,555,000
24	Adam Scott	14	1,504,885
25	Phil Mickelson	13	1,501,400
26	Zach Johnson	13	1,444,824
27	Bubba Watson	7	1,195,324
28	Chris DiMarco	7	1,190,000
29	Kevin Sutherland	4	1,165,000
30	Justin Leonard	11	1,157,500
31	Bill Haas	7	1,150,824
32	Miguel Angel Jiménez	13	1,121,500
33	Gary Woodland	4	1,086,500
34	Rickie Fowler	6	1,074,000

	Name	Events	Earnings
35	Graeme McDowell	10	1,062,385
36	Jeff Maggert	3	1,060,000
37	Padraig Harrington	13	1,048,500
38	Jon Rahm	1	1,045,000
39	Victor Dubuisson	3	1,018,385
40	Chad Campbell	5	1,000,000
41	Vijay Singh	11	955,000
42	Justin Rose	11	935,324
43	Ross Fisher	4	928,000
44	Charl Schwartzel	9	904,208
45	Rafa Cabrera Bello	4	894,308
46	Tom Lehman	7	890,000
47	Ryan Moore	7	873,385
48	Trevor Immelman	6	850,000
49	Robert Allenby	11	837,500
50	2 Tied with		825,000

Seeds by the Number

1

Luke Donald (2012)
Ernie Els (2001)
Dustin Johnson (2017)
Rory McIlroy (2013)
Rory McIlroy (2015)
Vijay Singh (2005)
Jordan Spieth (2016)
Henrik Stenson (2014)
Steve Stricker (2010)
Lee Westwood (2011)
Tiger Woods (1999)
Tiger Woods (2000)
Tiger Woods (2002)
Tiger Woods (2003)
Tiger Woods (2004)
Tiger Woods (2006)
Tiger Woods (2007)
Tiger Woods (2008)
Tiger Woods (2009)

2

Jason Day (2016)
David Duval (1999)
David Duval (2000)
Ernie Els (2003)
Jim Furyk (2007)
Sergio Garcia (2009)
Martin Kaymer (2011)
Rory McIlroy (2012)
Rory McIlroy (2017)
Phil Mickelson (2002)
Phil Mickelson (2008)
Justin Rose (2014)
Vijay Singh (2004)
Vijay Singh (2006)
Jordan Spieth (2015)
Hal Sutton (2001)
Lee Westwood (2010)
Tiger Woods (2013)
Tiger Woods (2005)

3

Jason Day (2017)
Luke Donald (2013)
David Duval (2002)
Jim Furyk (2010)
Retief Goosen (2006)
Padraig Harrington (2009)
Zach Johnson (2014)
Davis Love III (2004)
Rory McIlroy (2016)

Phil Mickelson (2003)
Phil Mickelson (2005)
Colin Montgomerie (2000)
Mark O'Meara (1999)
Adam Scott (2007)
Vijay Singh (2001)
Henrik Stenson (2015)
Steve Stricker (2008)
Lee Westwood (2012)
Tiger Woods (2011)

4

Ernie Els (2006)
Ernie Els (2008)
Sergio Garcia (2002)
Retief Goosen (2003)
Retief Goosen (2005)
Tom Lehman (2001)
Martin Kaymer (2010)
Martin Kaymer (2012)
Davis Love III (1999)
Davis Love III (2000)
Hideki Matsuyama (2017)
Rory McIlroy (2014)
Phil Mickelson (2007)
Phil Mickelson (2011)
Louis Oosthuizen (2013)
Vijay Singh (2009)
Bubba Watson (2015)
Bubba Watson (2016)
Mike Weir (2004)

5

Michael Campbell (2001)
Ernie Els (2000)
Ernie Els (2002)
Ernie Els (2007)
Jim Furyk (2015)
Rickie Fowler (2016)
Sergio Garcia (2003)
Retief Goosen (2004)
Dustin Johnson (2014)
Graeme McDowell (2011)
Rory McIlroy (2010)
Phil Mickelson (2006)
Phil Mickelson (2009)
Justin Rose (2013)
Adam Scott (2008)
Jordan Spieth (2017)
Steve Stricker (2012)
Mike Weir (2005)
Lee Westwood (1999)

6

Paul Casey (2010)
Paul Casey (2011)
Stewart Cink (2001)
Jim Furyk (2006)
Jim Furyk (2008)
Sergio Garcia (2005)
Sergio Garcia (2014)
Retief Goosen (2007)
Phil Mickelson (2004)
Colin Montgomerie (1999)
Justin Rose (2015)
Adam Scott (2013)
Adam Scott (2016)
Webb Simpson (2012)
Vijay Singh (2000)
Henrik Stenson (2009)
Justin Thomas (2017)
David Toms (2002)
David Toms (2003)

7

Jason Day (2012)
Jason Day (2015)
Chris DiMarco (2006)
Ernie Els (1999)
Sergio Garcia (2017)
Retief Goosen (2002)
Padraig Harrington (2005)
Robert Karlsson (2009)
Matt Kuchar (2014)
Justin Leonard (2001)
Davis Love III (2003)
Rory McIlroy (2011)
Kenny Perry (2004)
Justin Rose (2008)
Justin Rose (2016)
Vijay Singh (2007)
Henrik Stenson (2010)
Lee Westwood (2000)
Lee Westwood (2013)

8

Stewart Cink (2005)
Jason Day (2014)
Luke Donald (2007)
Padraig Harrington (2003)
Padraig Harrington (2010)
John Huston (2001)
Dustin Johnson (2015)
Dustin Johnson (2016)

Seeds by the Number (cont.)

Davis Love III (2002)
Alex Noren (2017)
Geoff Ogilvy (2009)
Nick Price (2000)
Rory Sabbatini (2008)
Adam Scott (2012)
Vijay Singh (1999)
Steve Stricker (2011)
David Toms (2004)
David Toms (2006)
Bubba Watson (2013)

9

K.J. Choi (2008)
Chris DiMarco (2003)
Luke Donald (2011)
Padraig Harrington (2004)
Dustin Johnson (2012)
Davis Love III (2005)
Phil Mickelson (2000)
Ian Poulter (2010)
Nick Price (1999)
Patrick Reed (2016)
Patrick Reed (2017)
Charl Schwartzel (2013)
Adam Scott (2006)
Adam Scott (2015)
Vijay Singh (2002)
Henrik Stenson (2007)
Steve Stricker (2014)
David Toms (2001)
Camilo Villegas (2009)

10

Stuart Appleby (2005)
Darren Clarke (2004)
Jason Dufner (2013)
Chris DiMarco (2002)
Jim Furyk (2011)
Jim Furyk (2003)
Sergio Garcia (2015)
Padraig Harrington (2001)
Padraig Harrington (2007)
Tyrell Hatton (2017)
Justin Leonard (1999)
Geoff Ogilvy (2010)
Jesper Parnevik (2000)
Kenny Perry (2006)
Kenny Perry (2009)
Charl Schwartzel (2012)
Vijay Singh (2008)
Jordan Spieth (2014)
Danny Willett (2016)

11

Stuart Appleby (2004)
Ernie Els (2011)
Jim Furyk (1999)
branden Grace (2016)
Bill Haas (2012)
Padraig Harrington (2002)
Padraig Harrington (2008)
Anthony Kim (2009)
Bob May (2001)
Colin Montgomerie (2003)
Colin Montgomerie (2006)
Kenny Perry (2010)
Ian Poulter (2013)
Geoff Ogilvy (2007)
Adam Scott (2005)
Hal Sutton (2000)
Jimmy Walker (2015)
Bubba Watson (2014)
Danny Willett (2017)

12

Robert Allenby (2010)
Paul Casey (2017)
Darren Clarke (2002)
Darren Clarke (2005)
Sergio Garcia (2008)
Sergio Garcia (2013)
J.B. Holmes (2015)
David Howell (2006)
Trevor Immelman (2007)
Jonathan Kaye (2004)
Tom Lehman (2000)
Hideki Matsuyama (2016)
Graeme McDowell (2012)
Rocco Mediate (2003)
Phil Mickelson (1999)
Ian Poulter (2011)
Ian Poulter (2014)
Kirk Triplett (2001)
Lee Westwood (2009)

13

Keegan Bradley (2013)
Michael Campbell (2006)
Fred Couples (1999)
Ernie Els (2009)
Rickie Fowler (2015)
Jim Furyk (2000)
Sergio Garcia (2007)
Sergio Garcia (2010)
Sergio Garcia (2016)
Miguel Angel Jimenez (2005)
Matt Kuchar (2011)
Matt Kuchar (2012)
Chris Perry (2001)

Nick Price (2003)
Nick Price (2003)
Charl Schwartzel (2014)
Henrik Stenson (2008)
Bubba Watson (2017)
Mike Weir (2002)

14

Robert Allenby (2004)
Stuart Appleby (2001)
Angel Cabrera (2008)
Paul Casey (2007)
Luke Donald (2006)
Steve Elkington (1999)
Jim Furyk (2002)
Jim Furyk (2009)
Matt Kuchar (2015)
Dustin Johnson (2011)
Zach Johnson (2016)
Graeme McDowell (2014)
Phil Mickelson (2017)
Sean O'Hair (2010)
Mark O'Meara (2000)
Steve Stricker (2013)
David Toms (2005)
Nick Watney (2012)
Mike Weir (2003)

15

Robert Allenby (2001)
Robert Allenby (2003)
Angel Cabrera (2006)
Chad Campbell (2004)
Darren Clarke (1999)
Jason Dufner (2014)
Sergio Garcia (2000)
Sergio Garcia (2012)
Brendan Grace (2017)
Ernie Els (2010)
Robert Karlsson (2011)
Bernhard Langer (2002)
Davis Love III (2007)
Geoff Ogilvy (2008)
Kenny Perry (2005)
Patrick Reed (2015)
Justin Rose (2009)
Webb Simpson (2013)
Brandt Snedeker (2016)

Seeds by the Number (cont.)

16

Thomas Bjorn (2004)
K.J. Choi (2012)
Chris DiMarco (2005)
Retief Goosen (2011)
Dustin Johnson (2013)
Zach Johnson (2008)
Robert Karlsson (2010)
Matt Kuchar (2017)
Justin Leonard (2000)
Justin Leonard (2003)
Hideki Matsuyama (2015)
Rory McIlroy (2009)
Nick O'Hern (2007)
Louis Oosthuizen (2016)
Jesper Parnevik (1999)
Brandt Snedeker (2014)
Henrik Stenson (2006)
Scott Verplank (2002)
Duffy Waldorf (2001)

17

Aaron Baddeley (2008)
Chad Campbell (2006)
Bob Estes (2002)
Bob Estes (2003)
Ross Fisher (2010)
Retief Goosen (2001)
David Howell (2007)
John Huston (2000)
Frederik Jacobson (2004)
Martin Kaymer (2015)
Russell Knox (2017)
Justin Leonard (2005)
Graeme McDowell (2013)
Phil Mickelson (2016)
Francesco Molinari (2011)
Webb Simpson (2014)
Brandt Snedeker (2012)
Payne Stewart (1999)
Mike Weir (2009)

18

Keegan Bradley (2012)
Michael Campbell (2003)
Luke Donald (2005)
Luke Donald (2014)
Carlos Franco (2000)
Retief Goosen (2010)
Jay Haas (2004)
Peter Hanson (2013)
Padraig Harrington (2006)
Dudley Hart (2001)
Billy Horschel (2015)

Brooks Koepka (2016)
Hunter Mahan (2011)
Kenny Perry (2002)
Adam Scott (2009)
David Toms (2007)
Jimmy Walker (2017)
Brian Watts (1999)
Lee Westwood (2008)

19

Stephen Ames (2005)
Stewart Cink (2010)
Darren Clarke (2000)
Darren Clarke (2006)
Luke Donald (2008)
Steve Flesch (2001)
Toshi Izawa (2002)
Martin Kaymer (2009)
Jerry Kelly (2003)
Brooks Koepka (2015)
Tom Lehman (1999)
Hideki Matsuyama (2014)
Colin Montgomerie (2007)
Charl Schwartzel (2016)
Adam Scott (2004)
Brandt Snedeker (2017)
Nick Watney (2013)
Bubba Watson (2011)

20

Stuart Appleby (2007)
Chad Campbell (2005)
K.J. Choi (2004)
Jose Coceres (2001)
Ernie Els (2013)
Jim Furyk (2014)
Lucas Glover (2010)
Scott Hoch (1999)
Charles Howell III (2003)
Trevor Immelman (2008)
Kevin Kisner (2016)
Brooks Koepka (2017)
Jeff Maggert (2000)
Colin Montgomerie (2002)
Kevin Na (2015)
Nick O'Hern (2006)
Louis Oosthuizen (2011)
Steve Stricker (2009)
Bubba Watson (2012)

21

Stewart Cink (2009)
Chris DiMarco (2007)
Luke Donald (2010)
Victor Dubuisson (2015)
Pierre Fulke (2001)
Todd Hamilton (2005)
Scott Hoch (2001)
J.B. Holmes (2016)
Lee Janzen (1999)
Miguel Angel Jimenez (2000)
Martin Kaymer (2008)
Matt Kuchar (2013)
Bernhard Langer (2003)
Hunter Mahan (2012)
Alvaro Quiros (2011)
Jon Rahm (2017)
Chris Riley (2004)
Scott Verplank (2006)
Jimmy Walker (2014)

22

Robert Allenby (2002)
Keegan Bradley (2014)
Angel Cabrera (2003)
Rafa Cabrera Bello (2017)
Mark Calcavecchia (1999)
K.J. Choi (2009)
Stewart Cink (2008)
Chris DiMarco (2004)
J.B. Holmes (2011)*
Zach Johnson (2010)
Shigeki Maruyama (2002)
Shigeki Maruyama (2005)
Paul McGinley (2006)
Jose Maria Olazabal (2007)
Ryan Palmer (2015)
Justin Rose (2012)
David Toms (2000)
*Replaced Tim Clark due to injury
Bo Van Pelt (2013)
Jimmy Walker (2016)

23

Rich Beem (2003)
Thomas Bjorn (2014)
Mark Calcavecchia (2002)
Paul Casey (2009)
Paul Casey (2016)
Stewart Cink (2007)
Fred Couples (2000)
Niclas Fasth (2008)

Seeds by the Number (cont.)

Jim Furyk (2005)
Bill Haas (2015)
Miguel A. Jimenez (2011)
Justin Leonard (2004)
Davis Love III (2006)
Hunter Mahan (2013)
Louis Oosthuizen (2017)
Ian Poulter (2012)
Steve Stricker (1999)
Camilo Villegas (2010)
Scott Verplank (2001)

24

Stuart Appleby (2006)
Thomas Bjorn (2012)
Angel Cabrera (2010)
Michael Campbell (2002)
K.J. Choi (2007)
Graham DeLaet (2014)
Miguel Angel Jimenez (2009)
Zach Johnson (2013)
Zach Johnson (2015)
Shane Lowry (2016)
Jeff Maggert (1999)
Edoardo Molinari (2011)
Chris Perry (2000)
Ian Poulter (2008)
Phillip Price (2001)
Eduardo Romero (2003)
Charl Schwartzel (2017)
Scott Verplank (2004)
Lee Westwood (2005)

25

Paul Azinger (2002)
Paul Casey (2004)
Paul Casey (2008)
K.J. Choi (2005)
Jamie Donaldson (2014)
Jim Furyk (2013)
Scott Hoch (2003)
Trevor Immelman (2009)
Shingo Katayama (2007)
Anthony Kim (2010)
Chris Kirk (2015)
Bernhard Langer (1999)
Marc Leishman (2016)
Jose Maria Olazabal (2000)
Jose Maria Olazabal (2006)
Francisco Molinari (2017)
Dennis Paulson (2001)
Charl Schwartzel (2011)
Bo Van Pelt (2012)

26

Stuart Appleby (2000)
Thomas Bjorn (2005)
Tim Clark (2006)
Darren Clarke (2003)
Simon Dyson (2012)
Brad Faxon (2004)
Emiliano Grillo (2017)
Robert Karlsson (2007)
Martin Kaymer (2013)
Ryan Moore (2014)
Jose Maria Olazabal (2002)
Kevin Na (2016)
Gary Orr (2001)
Alvaro Quiros (2009)
Adam Scott (2011)
Hal Sutton (1999)
Lee Westwood (2015)
Scott Verplank (2008)
Y.E. Yang (2010)

27

Stephen Ames (2008)
Byeong-Hun An (2016)
Stuart Appleby (2003)
Fred Couples (2006)
Jamie Donaldson (2013)
Joe Durant (2007)
Victor Dubuisson (2014)
Matthew Fitzpatrick (2017)
Charles Howell III (2004)
John Huston (1999)
Kyung-tae Kim (2011)
Paul Lawrie (2001)
Justin Leonard (2009)
Rocco Mediate (2002)
Ian Poulter (2015)
Alvaro Quiros (2010)
Alvaro Quiros (2012)
Steve Stricker (2000)
Scott Verplank (2005)

28

Robert Allenby (2011)
Bart Bryant (2006)
Tim Clark (2005)
David Duval (2003)
Bob Estes (2000)
Bill Haas (2013)
Bill Haas (2014)
Toshi Izawa (2001)
Miguel Angel Jimenez (2010)
Zach Johnson (2009)

Matt Kuchar (2016)
Tom Lehman (2002)
Marc Leishman (2017)
Peter Lonard (2004)
Ryan Moore (2015)
Louis Oosthuizen (2012)
Greg Norman (1999)
Ian Poulter (2007)
Toru Taniguchi (2008)

29

Michael Campbell (2007)
Stewart Cink (2002)
Stewart Cink (2006)
Ben Curtis (2009)
Steve Elkington (2000)
Tommy Fleetwood (2017)
Rickie Fowler (2011)
Retief Goosen (2008)
Branden Grace (2013)
Stephen Leaney (2004)
Peter Lonard (2005)
Shigeki Maruyama (2003)
Louis Oosthuizen (2015)
Joe Ozaki (2001)
Vijay Singh (2010)
Jeff Sluman (1999)
Andy Sullivan (2016)
David Toms (2012)
Lee Westwood (2014)

30

Robert Allenby (2009)
Angel Cabrera (2005)
Paul Lawrie (2013)
Glen Day (2000)
Jamie Donaldson (2015)
Bill Haas (2016)
Robert Karlsson (2012)
Justin Leonard (2006)
Paul McGinley (2002)
Hunter Mahan (2010)
Hunter Mahan (2014)
Geoff Ogilvy (2011)
Jose Maria Olazabal (1999)
Craig Parry (2003)
Thomas Pieters (2017)
Richard Sterne (2008)
Toru Taniguchi (2001)
Bob Tway (2004)
Yong-Eun Yang (2007)

Seeds by the Number (cont.)

31

Stuart Appleby (1999)
Stuart Appleby (2008)
Angel Cabrera (2007)
Gonzalo Fdez-Castano (2013)
Ernie Els (2014)
Tim Herron (2000)
J.B. Holmes (2017)
Zach Johnson (2011)
Shingo Katayama (2002)
Jerry Kelly (2004)
K.T. Kim (2012)
Franklin Langham (2001)
Peter Lonard (2003)
Hunter Mahan (2015)
Nick O'Hern (2005)
Ian Poulter (2009)
Rory Sabbatini (2006)
Justin Thomas (2016)
Nick Watney (2010)

32

Robert Allenby (2006)
K.J. Choi (2003)
Tim Clark (2007)
Tim Clark (2009)
Jason Dufner (2012)
Rickie Fowler (2013)
Retief Goosen (2000)
Trevor Immelman (2004)
Jonathan Kaye (2005)
Russell Knox (2016)
Louis Oosthuizen (2014)
Graeme McDowell (2015)
Ryan Moore (2017)
Nick Price (2002)
Hidemichi Tanaka (2001)
Nick Watney (2011)
Tom Watson (1999)
Mike Weir (2008)

33

Robert Allenby (2007)
Keegan Bradley (2015)
Angel Cabrera (2002)
K.J. Choi (2006)
Stewart Cink (2000)
Fred Funk (2003)
Emiliano Grillo (2016)
Retief Goosen (2009)
Jay Haas (2005)
Peter Hanson (2012)
Ryo Ishikawa (2010)
Anthony Kim (2011)
Anirban Lahiri (2015)
Bernhard Langer (2001)

Shigeki Maruyama (2004)
Arron Oberholser (2008)
Carl Pettersson (2013)
Michael Sim (2010)
Bob Tway (1999)
Nick Wantey (2014)
Gary Woodland (2017)

34

Chad Campbell (2007)
Tim Clark (2008)
Stephen Gallacher (2014)
Sergio Garcia (2004)
Bill Glasson (1999)
Anders Hansen (2012)
Dudley Hart (2000)
Tim Herron (2001)
Charles Howell III (2005)
Yuta Ikeda (2010)
Miguel Angel Jimenez (2006)
Kevin Kisner (2017)
Danny Lee (2016)
Francesco Molinari (2013)
Kenny Perry (2003)
Justin Rose (2011)
Jeev Milkha Singh (2009)
BRandt Snedeker (2015)
Lee Westwood (2002)

35

Daniel Berger (2017)
Thomas Bjorn (2000)
Paul Casey (2005)
Gonzalo Fdez-Castano (2014)
Fred Couples (2004)
Ben Crane (2006)
Joe Durant (2002)
Bob Estes (2001)
Brad Faxon (2003)
Ross Fisher (2009)
Padraig Harrington (2011)
Fredrik Jacobson
Hunter Mahan (2008)
Billy Mayfair (1999)
Rod Pampling (2007)
Scott Piercy (2013)
Charl Schwartzel (2010)
Bernd Wiesberger (2016)

36

Paul Casey (2015)
Tim Clark (2010)
Fred Couples (2005)
Luke Donald (2009)
Harris English (2014)

Fred Funk (2004)
Rickie Fowler (2012)
Robert Garrigus (2013)
Peter Hanson (2011)
Charles Howell III (2002)
Thongchai Jaidee (2016)
Brandt Jobe (1999)
Scott McCarron (2003)
Andres Romero (2008)
Justin Rose (2007)
Jeff Sluman (2000)
Jeff Sluman (2001)
Mike Weir (2006)
Brandt Wiesberger (2017)

37

Kiradech Aphibarnrat (2016)
Woody Austin (2008)
Aaron Baddeley
Bart Bryant (2007)
Nicols Colsaerts (2013)
John Cook (1999)
John Daly (2006)
Ross Fisher (2011)
Yuta Ikeda (2017)
Miguel A. Jimenez (2014)
Graeme McDowell (2009)
Rocco Mediate (2004)
Craig Parry (2005)
Steve Pate (2000)
Steve Pate (2001)
Justin Rose (2003)
Charl Schwartzel (2015)
Hal Sutton (2002)
Oliver Wilson (2010)
Oliver Wilson (2010)

38

Kevin Chappell (2017)
Ben Curtis (2004)
John Daly (2002)
Jason Day (2011)
Chris DiMarco (2001)
Bob Estes (1999)
Niclas Fasth (2007)
Branden Grace (2015)
Charles Howell (2008)
Lee Janzen (2000)
Jerry Kelly (2005)
Martin Laird (2012)
David Lingmerth (2016)
Sean O'Hair (2006)
Thorbjorn Olesen (2013)
Chris Riley (2003)
Andres Romero (2009)
Kevin Streelman (2014)
Mike Weir (2010)

Seeds by the Number (cont.)

39

Stephen Ames (2007)
Stephen Ames (2009)
Tim Clark (2003)
George Coetzee (2013)
Ben Crane (2011)
Victor Dubuisson (2016)
Steve Flesch (2004)
Scott Hoch (2000)
Soren Kjeldsen (2010)
Justin Leonard (2002)
Joost Luiten (2014)
Paul McGinley (2001)
Arron Oberholser (2006)
Nick O'Hern (2008)
Scott Piercy (2017)
Loren Roberts (1999)
Rory Sabbatini (2005)
John Senden (2012)
Bernd Wiesberger (2015)

40

Aaron Baddeley (2007)
Matt Every (2015)
Brad Faxon (1999)
Billy Horschel (2014)
Billy Horschel (2016)
Ryo Ishikawa (2011)
Brandt Jobe (2006)
Robert Karlsson (2008)
Shingo Katayama (2009)
Matt Kuchar (2010)
Tom Lehman (2003)
Tom Lehman (2005)
Shaun Micheel (2004)
Ryan Moore (2013)
Jesper Parnevik (2002)
Craig Parry (2000)
Craig Parry (2001)
Jeunghung Wang (2017)
Mark Wilson (2012)

41

Andrew Coltart (2001)
Jason Day (2013)
Bob Estes (2004)
Niclas Fasth (2002)
Steve Flesch (2005)
Fred Funk (1999)
Stephen Gallacher (2015)
Soren Hansen (2008)
John Huston (2003)
Martin Kaymer (2017)
Martin Laird (2011)
Paul Lawrie (2000)
Tom Lehman (2006)

Francesco Molinari (2012)
Carl Pettersson (2007)
Patrick Reed (2014)
Rory Sabbatini (2009)
Chris Wood (2016)

42

Aaron Baddeley (2009)
Sangmoon Bae (2012)
Alex Cejka (2004)
Matthew Fitzpatrick (2016)
Brent Geiberger (2001)
Richard Green (2008)
Bill Haas (2017)
Mark Hensby (2006)
Yuta Ikeda (2011)
Jerry Kelly (2002)
Steve Lowery (2003)
Matteo Manassero (2013)
Shigeki Maruyama (1999)
Francesco Molinari (2014)
Joe Ozaki (2000)
Ian Poulter (2005)
Adam Scott (2010)
Jeev Milkha Singh (2007)
brendon Todd (2015)

43

Jonas Blixt (2014)
Michael Campbell (2004)
Scott Dunlap (2001)
Carlos Franco (1999)
Pul Goydos (2007)
David Howell (2005)
Miguel Angel Jimenez (2008)
Shingo Katayama (2006)
Soren Kjeldsen (2016)
Paul Lawrie (2012)
Joost Luiten (2015)
Francesco Molinari (2010)
John Senden (2013)
Kirk Triplett (2002)
Scott Verplank (2003)
Camilo Villegas (2011)
Brian Watts (2000)
Lee Westwood (2017)
Oliver Wilson (2009)

44

Robert Allenby (2005)
Glen Day (1999)
Hiroyuki Fujita (2013)
Fred Funk (2001)

Brent Geiberger (2000)
Branden Grace (2014)
Thongchai Jaidee (2015)
Zach Johnson (2012)
Zach Johnson (2017)
Martin Kaymer (2016)
Steve Lowery (2002)
Graeme McDowell (2010)
Ian Poulter (2004)
Adam Scott (2003)
Richard Sterne (2009)
Boo Weekley (2008)
Lee Westwood (2006)
Brett Wetterich (2007)
Y.E. Yang (2011)

45

Stewart Cink (2003)
Ben Crane (2012)
Niclas Fasth (2003)
Brad Faxon (2001)
Fred Funk (2006)
Anders Hansen (2010)
Russell Henley (2015)
Charles Howell III (2007)
Byeong Hun An (2017)
Fredrik Jacobson (2005)
Fredrik Jacobson (2013)
Dustin Johnson (2009)
Shingo Katayama (2008)
Chris Kirk (2014)
Scott McCarron (2002)
Ryan Moore (2016)
Bob Tway (2000)
Bo Van Pelt (2011)
Ian Woosnam (1999)

46

Stuart Appleby (2009)
Paul Azinger (2000)
Thomas Bjorn (2003)
Nick Dougherty (2008)
Johan Edfors (2007)
Gonzalo Fernandez-Castano (2012)
Pierre Fulke (2002)
Bill Haas (2011)
Mark Hensby (2005)
Miguel Angel Jimenez (2004)
Per-Ulrik Johansson (2001)
Smylie Kaufman (2016)
Martin Kaymer (2014)
Edoardo Molinari (2010)

Seeds by the Number (cont.)

Shigeki Maruyama (2006)
Kevin Na (2017)
Webb Simpson (2015)
David Toms (2013)
Scott Verplank (1999)

47

Thomas Bjorn (1999)
Thomas Bjorn (2013)
Brad Faxon (2002)
Ross Fisher (2017)
Soren Hansen (2010)
Zach Johnson (2005)
Skip Kendall (2001)
Shane Lowry (2015)
Matteo Manassero (2014)
Arron Oberholser (2007)
Geoff Ogilvy (2012)
Sean O'Hair (2011)
Sean O'Hair (2009)
Rod Pampling (2006)
Scott Piercy (2016)
Loren Roberts (2004)
Jeff Sluman (2003)
Brandt Snedeker (2008)
Mike Weir (2000)

48

Stuart Appleby (2002)
Mark Calcavecchia (2008)
Stewart Cink (1999)
John Daly (2005)
Retief Goosen (2012)
Padraig Harrington (2013)
Tim Herron (2006)
Thongchai Jaidee (2014)
Anirban Lahiri (2016)
Stephen Leaney (2003)
Steve Lowery (2001)
Hunter Mahan (2009)
Shigeki Maruyama (2000)
William McGirt (2017)
Ryan Moore (2011)
Phillip Price (2004)
Rory Sabbatini (2007)
Danny Willett (2015)

49

Paul Casey (2006)
K.J. Choi (2011)
Fred Funk (2000)
Lucas Glover (2007)

Tim Herron (2005)
Scott Hoch (2004)
Charley Hoffman (2015)
Thongchai Jaidee (2010)
Frank Lickliter III (2002)
David Lynn (2014)
Alexander Noren (2013)
Jose Maria Olazabal (2003)
Louis Oosthuizen (2009)
Craig Parry (1999)
Kyle Stanley (2012)
Robert Streb (2016)
David Toms (2008)
Jean Van de Velde (2001)
Chris Wood (2017)

50

Ben Crane (2007)
Hiroyuki Fujita (2011)
Tim Herron (2004)
Trevor Immelman (2003)
Miguel Angel Jimenez (2012)
Justin Leonard (2008)
Thomas Levet (2005)
Peter Lonard (2006)
David Lynn (2013)
Andrew Magee (1999)
Ryan Moore (2010)
Loren Roberts (2000)
Nobuhito Sato (2001)
Adam Scott (2002)
Scott Stallings (2014)
Brandan Steele (2017)
Jaco Van Zyl (2016)
Boo Weekley (2009)
Gary Woodland (2015)

51

Billy Andrade (2002)
Darren Clarke (2012)
Brian Davis (2004)
Jamie Donaldson (2016)
Simon Dyson (2010)
Jim Furyk (2017)
Richard Green (2005)
Richard Green (2006)
Anders Hansen (2008)
Anders Hansen (2009)
Steve Jones (1999)
Greg Norman (2000)
Kenny Perry (2001)
Loren Roberts (2003)

Henrik Stenson (2013)
Marc Warren (2015)
Mike Weir (2007)
Mark Wilson (2011)
Gary Woodland (2014)

52

Robert Allenby (2008)
Jonathan Byrd (2012)
Rafa Cabrera-Bello (2016)
Darren Clarke (2007)
Marcus Fraser (2013)
Anders Hansen (2011)
Soren Hansen (2009)
Dudley Hart (1999)
Jonathan Kaye (2001)
Paul Lawrie (2002)
Paul Lawrie (2003)
Alexander Levy (2015)
Rocco Mediate (2000)
Colin Montgomerie (2004)
Geoff Ogilvy (2006)
Rod Pampling (2005)
Kevin Stadler (2014)
Andy Sullivan (2017)
David Toms (2010)

53

Daniel Berger (2016)
Thomas Bjorn (2007)
Stewart Cink (2011)
Glen Day (2001)
Jason Dufner (2015)
Steve Elkington (2006)
Rickie Fowler (2014)
Matt Gogel (2002)
Peter Hanson (2010)
Thongchai Jaidee (2013)
Shingo Katayama (2003)
Shane Lowry (2017)
Andrew Magee (2000)
Prayad Marksang (2009)
Graeme McDowell (2005)
Joe Ozaki (1999)
John Senden (2008)
Duffy Waldorf (2004)
Y.E. Yang (2012)

54

Alex Cejka (2003)
Niclas Fasth (2006)

Seeds by the Number (cont.)

Tommy Fleetwood (2015)
Steve Flesch (2002)
Stephen Gallacher (2013)
Brian Gay (2010)
Mikko Ilonen (2014)
Trevor Immelman (2005)
Ryo Ishikawa (2012)
Jerry Kelly (2008)
Chris Kirk (2016)
Jeff Overton (2011)
Lin Wen-Tang (2009)
Justin Rose (2004)
Tom Scherrer (2001)
Patrik Sjöland (1999)
Steve Stricker (2007)
Hideto Tanihara (2017)
Ted Tryba (2000)

55

Harris English (2015)
Mathew Goggin (2009)
Joakim Haeggman (2005)
Peter Hanson (2008)
Padraig Harrington (2000)
Miguel Angel Jimenez (1999)
Pablo Larrazabal (2014)
Len Mattiace (2003)
Alexander Noren (2010)
Ryan Palmer (2011)
Carl Pettersson (2006)
Thomas Pieters (2016)
Eduardo Romero (2004)
Richard Sterne (2013)
Steve Stricker (2001)
Steve Stricker (2002)
Jhonattan Vegas (2017)
Lee Westwood (2007)
Gary Woodland (2012)

56

George Coetzee (2014)
Lucas Glover (2006)
Russell Henley (2013)
Jim Furyk (2012)
Zach Johnson (2007)
Charley Hoffman (2011)
Charley Hoffman (2016)
Toshi Izawa (2003)
Toshi Izawa (2004)
Marc Leishman (2015)
Justin Leonard (2010)

Billy Mayfair (2000)
Frankie Minoza (1999)
Hirufomi Miyase (2001)
Rod Pampling (2009)
Pat Perez (2017)
Chris Riley (2005)
Toru Taniguchi (2002)
Tiger Woods (2012)
Camilo Villegas (2008)

57

Mark Calcavecchia (2000)
John Cook (2003)
Mark Dredge (2008)
Niclas Fasth (2004)
Fred Funk (2005)
Fabian Gomez (2016)
Thongchai Jaidee (2017)
Miguel Angel Jimenez (2007)
Matteo Manassero (2011)
Rocco Mediate (1999)
Thorbjorn Olesen (2014)
Ian Poulter (2006)
Phillip Price (2002)
Robert Rock (2012)
Jeev Milkha Singh (2010)
Craig Stadler (1999)
Andy Sullivan (2015)
Kevin Sutherland (2009)
Chris Wood (2013)

58

Paul Azinger (1999)
Jonathan Byrd (2011)
Rafael Cabrera-Bello (2012)
Rafael Cabrera-Bello (2013)
Mark Calcavecchia (2006)
Paul Casey (2003)
Ben Crane (2010)
Jason Dufner (2016)
Peter Hanson (2009)
Brandt Jobe (2000)
Matt Jones (2015)
Jeff Maggert (2005)
Billy Mayfair (2002)
Rod Pampling (2008)
John Rollins (2007)
Patrik Sjöland (2001)
Webb Simpson (2017)
Jeff Sluman (2004)
Bern Weisberger (2014)

59

Stephen Ames (2010)
Alex Cejka (2005)
Tim Clark (2013)
George Coetzee (2015)
Jason Dufner (2017)
Richard Green (2011)
Soren Hansen (2003)
Zach Johnson (2006)
Marc Leishman (2014)
Davis Love III (2009)
Mark McNulty (2001)
Matteo Manassero (2012)
Colin Montgomerie (2008)
Rory Sabbatini (2002)
Craig Stadler (2001)
Scott Verplank (2007)
Duffy Waldorf (2000)
Lee Westwood (2004)
Lee Westwood (2016)

60

Angel Cabrera (2009)
K.J. Choi (2013)
Bradley Dredge (2007)
Marcus Fraser (2016)
Mathias Gronberg (2001)
Peter Hanson (2014)
Charles Howell III (2006)
John Huston (2004)
Brendan Jones (2008)
Bernhard Langer (2000)
Joost Luiten (2017)
Kevin Na (2010)
Kevin Na (2012)
Eduardo Romero (1999)
John Senden (2015)
Heath Slocum (2011)
Jeff Sluman (2002)
Kevin Sutherland (2003)
Kirk Triplett (2005)

61

Rich Beem (2004)
Olin Browne (2000)
Jonathan Byrd (2008)
Chad Campbell (2010)
Greg Chalmers (2001)
Greg Chalmers (2012)
Richard Green (2007)
Jay Haas (2003)

Seeds by the Number (cont.)

Chris Howell III (2017)
Ben Martin (2015)
Lee Janzen (2002)
Brendan Jones (2011)
Matt Jones (2016)
Soren Kjeldsen (2009)
Bernhard Langer (2006)
Stephen Leaney (2005)
Ben Martin (2015)
Steve Pate (1999)
Richie Ramsay (2013)
Boo Weekley (2014)

62

Briny Baird (2004)
Thomas Bjorn (2011)
Michael Bradley (1999)
Paul Broadhurst (2006)
Daniel Chopra (2008)
Nicolas Colsaerts (2012)
Robert Karlsson (2003)
Soren Kjeldsen (2017)
Mikko Ilonen (2015)
Graeme McDowell (2016)
Shaun Micheel (2007)
Dennis Paulson (2000)
Pat Perez (2009)
Loren Roberts (2005)
Marcel Siem (2013)
Kevin Sutherland (2001)
Kevin Sutherland (2002)
Richard Sterne (2014)
Scott Verplank (2010)

63

Angel Cabrera (2000)
George Coetzee (2012)
John Cook (2002)
Charles Howell III (2013)
Miguel Angel Jimenez (2015)
Shingo Katayama (2004)
Si Woo Kim (2017)
Patton Kizzire (2016)
Stephen Leaney (1999)
Graeme McDowell (2006)
Seung-yul Noh
Nick O'Hern (2001)
Scott Piercy (2014)
Pat Perez (2008)
Nick Price (2005)

Brett Quigley (2007)
Charl Schwartzel (2009)
Phil Tataurangi (2003)
Chris Wood (2010)

64

Stephen Ames (2006)
Kiradech Aphibarnrat (2014)
Michael Campbell (2000)
Ernie Els (2012)
Nick Faldo (1999)
J.J. Henry (2007)
J.B. Holmes (2008)
Brendan Jones (2009)
Shingo Katayama (2005)
K.T. Kim (2017)
Greg Kraft (2001)
Shane Lowry (2013)
Ross McGowan (2010)
Francesco Molinari (2015)
Thorbjorn Olesen (2016)
Peter O'Malley (2002)
Carl Pettersson (2003)
John Rollins (2004)
Henrik Stenson (2011)

Player Records



Jon Rahm 2017 WGC-Dell Technologies
Match Play runner-up



KIRADECH APHIBARNRAT (KEY-rah-debt uh-fy-BAR-rot) Thailand



HEIGHT: 5-8
WEIGHT: 229
BIRTHDATE: July 23, 1989
BIRTHPLACE: Bangkok, Thailand
RESIDENCE: Bangkok, Thailand
TURNED PROFESSIONAL: 2008

BEST PGA TOUR CAREER FINISH: T3—2014 CIMB Classic.

INTERNATIONAL VICTORIES (6): 2009 Singha Pattaya Open, 2011 Sail Open [Asia], 2013 Maybank Malaysian Open [Eur], 2015 Shenzhen International [Eur], 2015 Saltire Energy Paul Lawrie Match Play [Eur], 2018 ISPS Handa World Super 6 Perth [EUR].

OTHER VICTORIES: (1): 2015 Thongchai Jaidee Foundation

WORLD GOLF CHAMPIONSHIPS CAREER SUMMARY

Tournament	Position	Score	Total Score	Total Par	Money
Dell Technologies Match Play (2-2-)					
2014 Accenture Match Play Championship R1: lost to Henrik Stenson, 2 and 1	T33				\$48,000
2016 Dell Match Play G1: beat Jimmy Walker, 2 and 1 G2: lost to Dustin Johnson, 5 and 4 G3: beat Robert Streb, 1 Up	T18				90,900
					138,900
Bridgestone Invitational					
2013 Bridgestone Invitational	T40	69-68-73-75	285	+5	61,500
2016 Bridgestone Invitational	53	70-76-77-72	295	+15	57,000
					118,500
Mexico Championship					
2014 Cadillac Championship	67	74-82-79-79	314	+26	45,000
2016 Cadillac Championship	T49	75-71-71-79	296	+8	60,000
2018 Mexico Championship	T5	66-69-71-65	271	-13	330,500
					435,500
HSBC Champions					
2010 HSBC Champions	74	78-75-73-77	303	+15	27,000
2011 HSBC Champions	T66	79-72-71-72	294	+6	30,750
2014 HSBC Champions	T55	69-78-68-72	287	-1	46,250
2016 HSBC Champions	T30	69-70-70-71	280	-8	68,000
2018 HSBC Champions	T24	65-70-75-76	286	-2	79,500
					251,500
			TOTAL		\$944,400



DANIEL BERGER

United States



HEIGHT: 6-1
WEIGHT: 175
BIRTHDATE: April 7, 1993
BIRTHPLACE: Plantation, Florida
RESIDENCE: Jupiter, Florida
TURNED PROFESSIONAL: 2013

PGA TOUR VICTORIES (2): 2016 FedEx St. Jude Classic. 2017 FedEx St. Jude Classic.

WORLD GOLF CHAMPIONSHIPS CAREER SUMMARY

Tournament	Position	Score	Total Score	Total Par	Money
Dell Technologies Match Play (1-5-)					
2016 Dell Match Play G1: lost to Patrick Reed, 1 Up G2: lost to Phil Mickelson, 1 Up G3: lost to Matthew Fitzpatrick, 2 Up	T61				\$47,750
2017 Dell Technologies Match Play G1: beat J.B. Holmes, 7 and 5 G2: lost to Phil Mickelson, 5 and 4 G3: lost to Si Woo Kim, 1 Up	T39				63,500
					111,250
Bridgestone Invitational					
2017 Bridgestone Invitational	T17	71-68-68-70	277	-3	95,500
					95,500
Mexico Championship					
2016 Cadillac Championship	T28	75-71-70-74	290	+2	79,428
2017 Mexico Championship	T16	70-66-70-72	278	-6	105,125
2018 Mexico Championship	T14	69-68-72-67	276	-8	126,500
					311,053
HSBC Champions					
2016 HSBC Champions	T11	68-71-69-66	274	-14	106,166
2017 HSBC Champions	T2	66-70-67-69	272	-16	787,000
2018 HSBC Champions	T24	68-71-75-72	286	-2	79,500
					972,666
			TOTAL		\$1,490,469



KEEGAN BRADLEY

United States



HEIGHT: 6-3
WEIGHT: 190
BIRTHDATE: June 7, 1986
BIRTHPLACE: Woodstock, Vermont
RESIDENCE: Jupiter, Florida
TURNED PROFESSIONAL: 2008

PGA TOUR VICTORIES (3): **2011** HP Byron Nelson Championship, PGA Championship. **2012** World Golf Championships-Bridgestone Invitational.

OTHER VICTORIES (4): **2011** Franklin Templeton Shootout [with Brendan Steele]. **2015** CVS Health Charity Classic [with Jon Curran]. **2016** CVS Health Charity Classic [with Jon Curran]. **2017** CVS Health Charity Classic [with Billy Andrade and Brooke Henderson].

WORLD GOLF CHAMPIONSHIPS CAREER SUMMARY

Tournament	Position	Score	Total Score	Total Par	Money
Dell Technologies Match Play (1-6-)					
2012 Accenture Match Play Championship R1: beat Geoff Ogilvy, 4 and 3 R2: lost to Miguel Angel Jiménez, 2 and 1	T17				\$95,000
2013 Accenture Match Play Championship R1: lost to Marcus Fraser, 1-down	T33				46,000
2014 Accenture Match Play Championship R1: lost to Jonas Blixt, 2 and 1	T33				48,000
2015 Cadillac Match Play G1: lost to Louis Oosthuizen, 6 and 5 G2: lost to Bubba Watson, 4 and 2 G3: lost to Miguel Angel Jiménez, 2 Up	T52				49,384
					238,384
Bridgestone Invitational					
2011 Bridgestone Invitational	T15	67-65-68-74	274	-6	95,500
2012 Bridgestone Invitational	1	67-69-67-64	267	-13	1,400,000
2013 Bridgestone Invitational	T2	66-68-71-67	272	-8	692,500
2014 Bridgestone Invitational	T4	68-67-67-69	271	-9	308,000
2015 Bridgestone Invitational	T17	69-70-69-71	279	-1	88,500
					2,584,500
Mexico Championship					
2012 Cadillac Championship	T8	69-67-66-75	277	-11	165,000
2013 Cadillac Championship	7	68-68-69-71	276	-12	240,000
2014 Cadillac Championship	T50	74-76-75-74	299	+11	54,500
2015 Cadillac Championship	T38	73-74-75-70	292	+4	65,500
					525,000
HSBC Champions					
2011 HSBC Champions	T16	65-70-72-72	279	-9	79,333
2012 HSBC Champions	23	71-68-68-71	278	-10	67,000
2014 HSBC Champions	T11	71-68-68-68	275	-13	116,666
2015 HSBC Champions	T64	72-73-77-78	300	+12	42,500
					305,500
			TOTAL		\$3,653,384



RAFAEL CABRERA BELLO (BAY-oh)

Spain 

HEIGHT: 6-2
WEIGHT: 179
BIRTHDATE: May 25, 1984
BIRTHPLACE: Las Palmas, Gran Canaria, Spain
RESIDENCE: Maspalomas, Gran Canaria, Spain
TURNED PROFESSIONAL: 2005

BEST PGA TOUR CAREER FINISH: 3—2016 World Golf Championships-Dell Match Play.

INTERNATIONAL VICTORIES (5): 2006 MAN NO Open [EurChall]. 2008 Credit Suisse Challenge [EurChall]. 2009 Austrian Golf Open [Eur]. 2012 Dubai Desert Classic. [Eur]. 2017 Aberdeen Asset Management Scottish Open [Eur]

WORLD GOLF CHAMPIONSHIPS CAREER SUMMARY

Tournament	Position	Score	Total Score	Total Par	Money
Dell Technologies Match Play (8-4-1)					
2012 Accenture Match Play Championship R1: lost to Jason Day, 19 holes	T33				\$45,000
2013 Accenture Match Play Championship R1: beat Lee Westwood, 19 holes R2: lost to Martin Kaymer, 2 and 1	T17				96,000
2016 Dell Match Play G1: beat Hideki Matsuyama, 1 Up G2: beat Kevin Kisner, 4 and 3 G3: Soren Kjeldsen, Halved R4: beat Byeong Hun An, WD QF: beat Ryan Moore, 2 and 1 SF: lost to Louis Oosthuizen, 4 and 3 Consolation: beat Rory McIlroy, 3 and 2	3				660,000
2017 Dell Technologies Match Play G1: beat Jeunghun Wang, 4 and 3 G2: lost to Charles Howell III, 1 Up G3: beat Tyrrell Hatton, 2 and 1	T17				93,307
					894,307
Bridgestone Invitational					
2012 Bridgestone Invitational	T29	66-65-77-73	281	+1	68,000
2017 Bridgestone Invitational	72	76-73-75-70	294	+14	44,500
					112,500
Mexico Championship					
2012 Cadillac Championship	65	75-70-75-74	294	+6	40,500
2013 Cadillac Championship	T63	71-74-76-78	299	+11	46,250
2016 Cadillac Championship	T11	73-71-67-74	285	-3	145,000
2017 Mexico Championship	T38	72-69-71-72	284	E	64,000
2018 Mexico Championship	T3	66-67-69-67	269	-15	510,500
					806,250
HSBC Champions					
2012 HSBC Champions	T46	75-69-76-67	287	-1	40,000
2017 HSBC Champions	T19	71-74-68-69	282	-6	93,000
2018 HSBC Champions	T5	68-70-70-72	280	-8	288,000
					421,000
			TOTAL		\$2,234,057



PATRICK CANTLAY

United States 

HEIGHT: 5-10
WEIGHT: 160
BIRTHDATE: March 17, 1992
BIRTHPLACE: Long Beach, California
RESIDENCE: Jupiter, Florida
TURNED PROFESSIONAL: 2012

PGA TOUR VICTORIES (1): 2018 Shriners Hospitals for Children Open.

WEB.COM TOUR VICTORIES (1): 2013 Colombia Championship.

WORLD GOLF CHAMPIONSHIPS CAREER SUMMARY

Tournament	Position	Score	Total Score	Total Par	Money
Mexico Championship					
2018 Mexico Championship	T30	70-75-71-66	282	-2	\$81,428
					81,428
HSBC Champions					
2018 HSBC Champions	T15	68-74-69-73	284	-4	\$107,900
					107,900
			TOTAL		\$189,328



PAUL CASEY

England



HEIGHT: 5-10
WEIGHT: 180
BIRTHDATE: July 21, 1977
BIRTHPLACE: Cheltenham, England
RESIDENCE: Phoenix, Arizona; Weybridge, England
TURNED PROFESSIONAL: 2000

PGA TOUR VICTORIES (1): 2009 Shell Houston Open.

INTERNATIONAL VICTORIES (14): 2001 Gleneagles Scottish PGA. 2003 ANZ Championship [Eur], Benson and Hedges International Open [Eur]. 2005 TCL Classic [Eur]. 2006 Johnnie Walker Championship at Gleneagles [Eur], Volvo China Open [Eur], HSBC World Match Play [Eur]. 2007 Abu Dhabi Golf Championship [Eur]. 2009 Abu Dhabi Championship [Eur], BMW PGA Championship [Eur]. 2011 Volvo Golf Champions [Eur], Shinhan Donghae Open [Kor]. 2013 Irish Open [Eur]. 2014 KLM Open [Eur].

OTHER VICTORIES: (1): 2004 World Golf Championships-World Cup [with Luke Donald].

WORLD GOLF CHAMPIONSHIPS CAREER SUMMARY

Tournament	Position	Score	Total Score	Total Par	Money
Dell Technologies Match Play (20-12- 1)					
2003 Accenture Match Play Championship R1: lost to Davis Love III, 5 and 4	T33				\$30,000
2004 Accenture Match Play Championship R1: lost to Shaun Micheel, 21 holes	T33				35,000
2005 Accenture Match Play Championship R1: lost to Angel Cabrera, 4 and 2	T33				35,000
2006 Accenture Match Play Championship R1: lost to Henrik Stenson, 1-down	T33				35,000
2007 Accenture Match Play Championship R1: beat Mike Weir, 1-up R2: beat Colin Montgomerie, 4 and 3 R3: beat Shaun Micheel, 1-up QF: lost to Geoff Ogilvy, 5 and 4	T5				260,000
2008 Accenture Match Play Championship R1: beat Robert Karlsson, 1-up R2: beat Bradley Dredge, 2 and 1 R3: lost to K.J. Choi, 1-down	T9				130,000
2009 Accenture Match Play Championship R1: beat Aaron Baddeley, 1-up R2: beat Mathew Goggin, 6 and 4 R3: beat Peter Hanson, 4 and 2 QF: beat Sean O'Hair, 4 and 3 SF: beat Ross Fisher, 2 and 1 Championship Match: lost to Geoff Ogilvy, 4 and 3	2				850,000
2010 Accenture Match Play Championship R1: beat Stephen Ames, 5 and 4 R2: beat Mike Weir, 5 and 4 R3: beat Brian Gay, 5 and 4 QF: beat Stewart Cink, 5 and 4 SF: beat Camilo Villegas, 24 holes Championship Match: lost to Ian Poulter, 4 and 2	2				850,000
2011 Accenture Match Play Championship R1: beat Richard Green, 19 holes R2: lost to Jason Day, 4 and 2	T17				95,000
2015 Cadillac Match Play G1: beat Chris Kirk, 22 holes G2: beat Adam Scott, 1 Up G3: beat Francesco Molinari, 1 Up R4: beat Charl Schwartzel, 3 and 1 QF: lost to Rory McIlroy, 22 holes	T5				285,000
2016 Dell Match Play G1: lost to Thongchai Jaidee, 2 and 1 G2: Graeme McDowell, 1 Up G3: lost to Jason Day, 2 Up	T51				52,000
2017 Dell Technologies Match Play G1: beat Joost Luiten, 2 and 1 G2: beat Byeong Hun An, 1 Up G3: beat Charl Schwartzel, 4 and 3 R4: lost to Hideto Tanihara, 2 and 1	T9				158,000
					2,815,000
Bridgestone Invitational					
2003 NEC Invitational	T17	72-66-71-70	279	-1	59,250
2004 NEC Invitational	T16	72-70-68-68	278	-2	79,333
2005 NEC Invitational	T19	75-68-67-71	281	+1	77,000
2006 Bridgestone Invitational	T4	69-69-64-71	273	-7	246,250
2007 Bridgestone Invitational	T51	67-73-76-78	294	+14	42,000
2008 Bridgestone Invitational	T8	70-71-68-65	274	-6	162,500
2010 Bridgestone Invitational	T22	68-68-73-70	279	-1	72,000
2011 Bridgestone Invitational	T45	73-71-71-67	282	+2	53,000
2013 Bridgestone Invitational	T27	70-70-73-69	282	+2	73,500
2015 Bridgestone Invitational	T17	68-73-71-67	279	-1	88,500
2016 Bridgestone Invitational	T16	70-72-72-68	282	+2	105,200
2017 Bridgestone Invitational	T5	70-69-67-67	273	-7	268,500
					1,327,033

Mexico Championship						
2003 AmEx Championship	T8	73-71-66-71	281	+1	137,500	
2004 AmEx Championship	T21	72-70-71-71	284	-4	72,000	
2006 AmEx Championship	T56	74-75-72-71	292	+8	38,500	
2007 CA Championship	T9	76-70-66-72	284	-4	157,500	
2008 CA Championship	T51	72-75-67-73	287	-1	44,750	
2009 CA Championship	T31	71-66-72-73	282	-6	68,500	
2010 CA Championship	T6	69-72-68-69	278	-10	214,300	
2011 Cadillac Championship	T18	70-71-69-72	282	-6	89,000	
2012 Cadillac Championship	T51	76-71-68-73	288	E	46,875	
2015 Cadillac Championship	T38	75-73-72-72	292	+4	65,500	
2016 Cadillac Championship	7	71-68-75-68	282	-6	240,000	
2017 Mexico Championship	T16	74-71-67-66	278	-6	105,125	
2018 Mexico Championship	T12	73-68-68-66	275	-9	150,500	
					1,430,050	
HSBC Champion						
2009 HSBC Champions					W/D	
2010 HSBC Champions	T6	73-71-67-70	281	-7	145,714	
2011 HSBC Champions	T4	70-66-70-67	273	-15	258,333	
2014 HSBC Champions	20	69-73-69-69	280	-8	84,000	
2016 HSBC Champions	T23	67-72-71-68	278	-10	75,750	
2017 HSBC Champions	T12	67-70-72-69	278	-10	134,000	
2018 HSBC Champions	T11	71-72-69-71	283	-5	140,000	
					837,797	
TOTAL					\$6,409,880	



KEVIN CHAPPELL (CHAP-pull)

United States



HEIGHT: 6-0
WEIGHT: 180
BIRTHDATE: July 8, 1986
BIRTHPLACE: Fresno, California
RESIDENCE: Fresno, California
TURNED PROFESSIONAL: 2008

PGA TOUR VICTORIES (1): 2017 Valero Texas Open.

WEB.COM TOUR VICTORIES (1): 2010 Fresh Express Classic at TPC Stonebrae.

WORLD GOLF CHAMPIONSHIPS CAREER SUMMARY

Tournament	Position	Score	Total Score	Total Par	Money
Dell Technologies Match Play (1-2-)					
2017 Dell Technologies Match Play	T39				\$63,500
G1: lost to Jon Rahm, 3 and 2					
G2: lost to Sergio Garcia, 4 and 3					
G3: beat Shane Lowry, 1 Up					
					63,500
Bridgestone Invitational					
2016 Bridgestone Invitational	T3	71-70-69-67	277	-3	\$449,250
2017 Bridgestone Invitational	T13	72-67-68-69	276	-4	123,500
					572,750
Mexico Championship					
2017 Mexico Championship	T55	71-77-71-69	288	+4	50,000
2018 Mexico Championship	T30	73-70-72-67	282	-2	81,428
					131,428
HSBC Champions					
2017 HSBC Champions	T35	70-71-72-74	287	-1	67,000
					67,000
			TOTAL		\$834,678



JASON DAY



HEIGHT: 6-0
WEIGHT: 195
BIRTHDATE: November 12, 1987
BIRTHPLACE: Beaudesert, Queensland, Australia
RESIDENCE: Forest Lake, Queensland, Australia; Columbus, Ohio
TURNED PROFESSIONAL: 2006

PGA TOUR VICTORIES (11): **2010** HP Byron Nelson Championship. **2014** Accenture Match Play Championship. **2015** Farmers Insurance Open, RBC Canadian Open, PGA Championship, The Barclays, BMW Championship. **2016** Arnold Palmer Invitational presented by MasterCard, World Golf Championships-Dell Match Play, THE PLAYERS Championship. **2018** Farmers Insurance Open.

WEB.COM TOUR VICTORIES (1): **2007** Legend Financial Group Classic Presented by Cynergies Solutions.

INTERNATIONAL VICTORIES (1): **2013** ISPS Handa World Cup [indiv].

OTHER VICTORIES: (2): **2013** ISPS Handa World Cup [with Adam Scott]. **2014** Franklin Templeton Shootout [with Cameron Tringale].

WORLD GOLF CHAMPIONSHIPS CAREER SUMMARY

Tournament	Position	Score	Total Score	Total Par	Money
Dell Technologies Match Play (21-9-)					
2011 Accenture Match Play Championship R1: beat K.T. Kim, 3 and 2 R2: beat Paul Casey, 4 and 2 R3: lost to J.B. Holmes, 1-down	T9				\$140,000
2012 Accenture Match Play Championship R1: beat Rafa Cabrera Bello, 19 holes R2: lost to John Senden, 6 and 5	T17				95,000
2013 Accenture Match Play Championship R1: beat Zach Johnson, 6 and 5 R2: beat Russell Henley, 19 holes R3: beat Bubba Watson, 4 and 3 QF: beat Graeme McDowell, 1-up SF: lost to Matt Kuchar, 4 and 3 Consolation: beat Ian Poulter, 1-up	3				615,000
2014 Accenture Match Play Championship R1: beat Thorbjorn Olesen, 1-up R2: beat Billy Horschel, 22 holes R3: beat George Coetzee, 3 and 1 QF: beat Louis Oosthuizen, 2 and 1 SF: beat Rickie Fowler, 3 and 2 Championship Match: beat Victor Dubuisson, 23 holes	1				1,530,000
2015 Cadillac Match Play G1: lost to Charley Hoffman, 4 and 3 G2: lost to Branden Grace, 4 and 3 G3: lost to Zach Johnson, 3 and 2	T52				49,384
2016 Dell Match Play G1: beat Graeme McDowell, 3 and 2 G2: beat Thongchai Jaidee, 5 and 3 G3: beat Paul Casey, 2 Up R4: beat Brandt Snedeker, 3 and 2 QF: beat Brooks Koepka, 3 and 2 SF: beat Rory McIlroy, 1 Up Championship Match: beat Louis Oosthuizen, 5 and 4	1				1,620,000
2017 Dell Technologies Match Play G1: lost to Pat Perez, WD G2: lost to Lee Westwood WD G3: lost to Marc Leishman WD					
					4,098,884
Bridgestone Invitational					
2010 Bridgestone Invitational	T22	69-70-69-71	279	-1	72,000
2011 Bridgestone Invitational	T4	63-70-66-69	268	-12	332,500
2012 Bridgestone Invitational	T29	75-70-70-66	281	+1	68,000
2013 Bridgestone Invitational	T53	74-72-72-70	288	+8	48,875
2014 Bridgestone Invitational					W/D
2015 Bridgestone Invitational	T12	69-69-70-69	277	-3	126,000
2016 Bridgestone Invitational	T3	67-69-69-72	277	-3	449,250
2017 Bridgestone Invitational	T24	71-66-70-71	278	-2	82,000
					1,178,625
Mexico Championship					
2011 Cadillac Championship	T45	71-76-71-72	290	+2	55,500
2012 Cadillac Championship	T20	73-67-70-71	281	-7	85,000
2013 Cadillac Championship	T33	74-66-75-71	286	-2	71,500
2015 Cadillac Championship	T31	76-74-70-71	291	+3	72,000
2016 Cadillac Championship	T23	72-74-71-71	288	E	91,000
					375,000
HSBC Champions					
2018 HSBC Champions	T11	69-74-72-68	283	-5	140,000
					140,000
TOTAL					\$5,792,509



JASON DUFNER

United States 

HEIGHT: 5-10
WEIGHT: 180
BIRTHDATE: March 24, 1977
BIRTHPLACE: Cleveland, Ohio
RESIDENCE: Auburn, Alabama
TURNED PROFESSIONAL: 2000

PGA TOUR VICTORIES (5): **2012** Zurich Classic of New Orleans, HP Byron Nelson Championship. **2013** PGA Championship. **2016** CareerBuilder Challenge in partnership with the Clinton Foundation. **2017** the Memorial Tournament presented by Nationwide.

WEB.COM TOUR VICTORIES (2): **2001** Wichita Open. **2006** LaSalle Bank Open.

OTHER VICTORIES: (1): **2015** Franklin Templeton Shootout [with Brandt Snedeker].

WORLD GOLF CHAMPIONSHIPS CAREER SUMMARY

Tournament	Position	Score	Total Score	Total Par	Money
Dell Technologies Match Play (4-9-1)					
2012 Accenture Match Play Championship R1: lost to Peter Hanson, 2 and 1	T33				\$45,000
2013 Accenture Match Play Championship R1: lost to Richard Sterne, 1-down	T33				46,000
2014 Accenture Match Play Championship R1: beat Scott Stallings, 19 holes R2: beat Matteo Manassero, 2 and 1 R3: lost to Ernie Els, 1-down	T9				148,000
2015 Cadillac Match Play G1: lost to Rory McIlroy, 5 and 4 G2: lost to Billy Horschel, 3 and 2 G3: beat Brandt Snedeker, 1 Up	T34				63,500
2016 Dell Match Play G1: beat Rickie Fowler, 2 and 1 G2: lost to Byeong Hun An, 2 Up G3: lost to Scott Piercy, 1 Up	T38				63,000
2017 Dell Technologies Match Play G1: Patrick Reed, Halved G2: lost to Brooks Koepka, 6 and 5 G3: lost to Kevin Kisner, 2 and 1	T51				54,071
					419,571
Bridgestone Invitational					
2012 Bridgestone Invitational	7	67-66-73-68	274	-6	210,000
2013 Bridgestone Invitational	T4	67-69-67-71	274	-6	321,666
2014 Bridgestone Invitational	T66	70-74-73-77	294	+14	43,375
2016 Bridgestone Invitational	51	71-76-72-74	293	+13	59,000
2017 Bridgestone Invitational	T50	76-68-73-69	286	+6	51,250
					685,291
Mexico Championship					
2010 CA Championship	T18	73-69-75-65	282	-6	89,000
2012 Cadillac Championship	T29	66-72-73-72	283	-5	67,500
2013 Cadillac Championship	T12	69-69-69-72	279	-9	113,750
2014 Cadillac Championship	T9	69-77-68-76	290	+2	151,250
2015 Cadillac Championship	T49	79-71-71-74	295	+7	55,000
2016 Cadillac Championship	T11	68-72-77-68	285	-3	145,000
2017 Mexico Championship	T23	70-70-72-68	280	-4	86,000
2018 Mexico Championship	T55	72-72-68-79	291	+7	58,000
					765,500
HSBC Champions					
2009 HSBC Champions	T40	69-71-73-74	287	-1	45,000
2012 HSBC Champions	T2	68-66-71-64	269	-19	417,500
2014 HSBC Champions	T34	73-67-71-72	283	-5	64,000
2015 HSBC Champions	T10	72-70-72-68	282	-6	135,500
					662,000
			TOTAL		\$2,532,362



TONY FINAU

United States



HEIGHT: 6-4
WEIGHT: 200
BIRTHDATE: September 14, 1989
BIRTHPLACE: Salt Lake City, Utah
RESIDENCE: Lehi, Utah
TURNED PROFESSIONAL: 2007

PGA TOUR VICTORIES (1): 2016 Puerto Rico Open at Coco Beach.

WEB.COM TOUR VICTORIES (1): 2014 Stonebrae Classic.

WORLD GOLF CHAMPIONSHIPS CAREER SUMMARY

Tournament	Position	Score	Total Score	Total Par	Money
Mexico Championship					
2018 Mexico Championship	T27	68-70-68-74	280	-4	\$91,000 91,000
HSBC Champions					
2018 HSBC Champions	T11	67-72-74-70	283	-5	\$140,000 140,000
				TOTAL	\$231,000



ROSS FISHER

England



HEIGHT: 6-3
WEIGHT: 168
BIRTHDATE: November 22, 1980
BIRTHPLACE: Ascot, England
RESIDENCE: Cheam, Surrey, England
TURNED PROFESSIONAL: 2004

BEST PGA TOUR CAREER FINISH: T3—2016 HSBC Champions, 2017 Mexico Championship.

INTERNATIONAL VICTORIES (5): 2007 KLM Open [Eur]. 2008 European Open [Eur]. 2009 Volvo World Match Play Championship [Eur]. 2010 3 Irish Open [Eur]. 2014 Tshwane Open [Eur].

WORLD GOLF CHAMPIONSHIPS CAREER SUMMARY

Tournament	Position	Score	Total Score	Total Par	Money
Dell Technologies Match Play (8-6-)					
2009 Accenture Match Play Championship	4				\$490,000
R1: beat Robert Allenby, 1-up R2: beat Pat Perez, 6 and 5 R3: beat Jim Furyk, 4 and 3 QF: beat Justin Leonard, 2 and 1 SF: lost to Paul Casey, 2 and 1 Consolation: lost to Stewart Cink, 1-down					
2010 Accenture Match Play Championship	T33				45,000
R1: lost to Thongchai Jaidee, 5 and 4					
2011 Accenture Match Play Championship	T17				95,000
R1: beat Robert Allenby, 4 and 3 R2: lost to Graeme McDowell, 4 and 2					
2017 Dell Technologies Match Play	T5				298,000
G1: lost to Louis Oosthuizen, 4 and 3 G2: beat Hideki Matsuyama, 2 and 1 G3: beat Jim Furyk, 4 and 2 R4: beat Bubba Watson, 4 and 3 QF: lost to Hideto Tanihara, 4 and 2					
					928,000
Bridgestone Invitational					
2008 Bridgestone Invitational	T56	69-73-70-73	285	+5	40,000
2009 Bridgestone Invitational	43	70-71-70-72	283	+3	56,000
2010 Bridgestone Invitational	T46	70-68-74-71	283	+3	50,214
2017 Bridgestone Invitational	T44	67-72-71-74	284	+4	60,000
					206,214
Mexico Championship					
2008 CA Championship	T34	68-73-70-72	283	-5	57,500
2009 CA Championship	T46	71-69-72-73	285	-3	52,000
2010 CA Championship	T45	73-72-70-72	287	-1	56,000
2011 Cadillac Championship	T61	69-76-76-74	295	+7	41,500
2015 Cadillac Championship	T23	78-71-69-72	290	+2	83,000
2016 Cadillac Championship	T42	76-70-72-76	294	+6	66,000
2017 Mexico Championship	T3	67-68-72-65	272	-12	497,000
2018 Mexico Championship	T46	71-68-69-76	284	E	67,500
					920,500
HSBC Champions					
2009 HSBC Champions	T28	70-70-72-71	283	-5	58,000
2010 HSBC Champions	T16	69-70-69-75	283	-5	77,200
2016 HSBC Champions	T3	69-69-65-68	271	-17	422,500
2017 HSBC Champions	T6	69-68-69-68	274	-14	235,333
2018 HSBC Champions	T58	77-70-73-73	293	+5	48,250
					841,283
TOTAL					\$2,895,997



MATTHEW FITZPATRICK

England



HEIGHT: 5-10
WEIGHT: 155
BIRTHDATE: September 1, 1994
BIRTHPLACE: Sheffield, England
RESIDENCE: Sheffield, England
TURNED PROFESSIONAL: 2014

BEST PGA TOUR CAREER FINISH: T7—2016 HSBC Champions, Masters Tournament.

INTERNATIONAL VICTORIES (4): 2015 British Masters [Eur], 2016 Nordea Masters [Eur], 2016 DP World Tour Championship [Eur], 2017 Omega European Masters [Eur].

WORLD GOLF CHAMPIONSHIPS CAREER SUMMARY

Tournament	Position	Score	Total Score	Total Par	Money
Dell Technologies Match Play (3-3-)					
2016 Dell Match Play	T38				\$63,000
G1: lost to Phil Mickelson, 5 and 4 G2: lost to Patrick Reed, 4 and 3 G3: beat Daniel Berger, 2 Up					
2017 Dell Technologies Match Play	T17				93,307
G1: lost to Kevin Na, 5 and 4 G2: beat Chris Wood, 4 and 2 G3: beat Justin Thomas, 2 and 1					
					156,307
Bridgestone Invitational					
2017 Bridgestone Invitational	T50	73-71-71-71	286	+6	51,250
					51,250
Mexico Championship					
2016 Cadillac Championship	T35	76-71-72-73	292	+4	72,500
2017 Mexico Championship	T16	71-67-72-68	278	-6	105,125
2018 Mexico Championship	T30	71-69-74-68	282	-2	81,428
					259,053
HSBC Champions					
2016 HSBC Champions	T7	68-69-69-67	273	-15	173,750
2017 HSBC Champions	T16	72-74-70-65	281	-7	103,666
2018 HSBC Champions	T9	68-69-72-73	282	-6	176,000
					453,416
TOTAL					\$920,026



TOMMY FLEETWOOD

England



HEIGHT: 5-11
WEIGHT: 168
BIRTHDATE: January 19, 1991
BIRTHPLACE: Southport, England
RESIDENCE: Southport, England
TURNED PROFESSIONAL: 2010


BEST PGA TOUR CAREER FINISH: 2—2017 World Golf Championships-Mexico Championship.

INTERNATIONAL VICTORIES (6): 2011 Kazakhstan Open [EurChall], Formby Hall Classic [PGA EuroPro]. 2013 Johnnie Walker Championship at Gleneagles [Eur]. 2017 Abu Dhabi HSBC Championship [Eur], 2017 HNA Open de France [Eur]. 2018 Abu Dhabi HSBC Championship presented by EGA [Eur]

OTHER VICTORIES: (1): 2013 Farmfoods British Par-3 Championship.

WORLD GOLF CHAMPIONSHIPS CAREER SUMMARY

Tournament	Position	Score	Total Score	Total Par	Money
Dell Technologies Match Play (4-4-)					
2015 Cadillac Match Play	T5				\$285,000
G1: lost to Sergio Garcia, 2 Up G2: beat Jamie Donaldson, 21 holes G3: beat Bernd Wiesberger, 19 holes R4: beat Branden Grace, 2 and 1 QF: lost to Danny Willett, 4 and 3					
2017 Dell Technologies Match Play	T39				63,500
G1: beat Zach Johnson, 1 Up G2: lost to Brendan Steele, 1 Up G3: lost to Matt Kuchar, 4 and 2					
348,500					
Bridgestone Invitational					
2017 Bridgestone Invitational	T28	70-68-70-71	279	-1	73,562
73,562					
Mexico Championship					
2015 Cadillac Championship	T71	77-77-73-80	307	+19	42,625
2017 Mexico Championship	2	69-70-66-66	271	-13	1,045,000
2018 Mexico Championship	T14	72-71-67-66	276	-8	126,500
1,214,125					
HSBC Champions					
2014 HSBC Champions	T18	68-70-69-72	279	-9	87,000
2015 HSBC Champions	T24	69-75-74-69	287	-1	73,500
2016 HSBC Champions	T30	67-71-72-70	280	-8	68,000
2018 HSBC Champions	T20	71-70-70-74	285	-3	90,250
318,750					
TOTAL					\$1,954,937



DYLAN FRITTELLI

South Africa



HEIGHT: 6-3
WEIGHT: 179
BIRTHDATE: June 5, 1990
BIRTHPLACE: Johannesburg, South Africa
RESIDENCE: Austin, Texas
TURNED PROFESSIONAL: 2012

BEST PGA TOUR CAREER FINISH: 11—2018 The Honda Classic.

INTERNATIONAL VICTORIES (2): 2017 Lyonesse Open [Eur], 2017 AfrAsia Bank Mauritius Open [Eur, SAF, Asia]

WORLD GOLF CHAMPIONSHIPS CAREER SUMMARY

Tournament	Position	Score	Total Score	Total Par	Money
Mexico Championship					
2018 Mexico Championship	T55	73-70-71-77	291	+7	\$58,000
58,000					
TOTAL					\$58,000



SERGIO GARCIA

Spain



HEIGHT: 5-10
WEIGHT: 180
BIRTHDATE: January 9, 1980
BIRTHPLACE: Castellon, Spain
RESIDENCE: Crans-Montana, Switzerland
TURNED PROFESSIONAL: 1999

WORLD GOLF CHAMPIONSHIPS CAREER SUMMARY

Tournament	Position	Score	Total Score	Total Par	Money
Dell Technologies Match Play (19-17-1)					
2000 Accenture Match Play Championship R1: beat Loren Roberts, 20 holes R2: beat Mike Weir, 7 and 6 R3: lost to David Duval, 2 and 1	T9				\$75,000
2002 Accenture Match Play Championship R1: beat Lee Janzen, 3 and 2 R2: beat Charles Howell III, 1 up R3: lost to Scott McCarron, 1-down	T9				85,000
2003 Accenture Match Play Championship R1: lost to Kevin Sutherland, 2 and 1	T33				30,000
2004 Accenture Match Play Championship R1: lost to Jerry Kelly, 1-down	T33				35,000
2005 Accenture Match Play Championship R1: beat Alex Cejka, 4 and 2 R2: beat Jerry Kelly, 19 holes R3: lost to Adam Scott, 4 and 3	T9				125,000
2007 Accenture Match Play Championship R1: beat Darren Clarke, 19 holes R2: lost to Charles Howell III, 4 and 3	T17				90,000
2008 Accenture Match Play Championship R1: beat John Senden, 3 and 2 R2: lost to Boo Weekley, 3 and 1	T17				90,000
2009 Accenture Match Play Championship R1: lost to Charl Schwartzel, 1-down	T33				45,000
2010 Accenture Match Play Championship R1: beat David Toms, 1-up R2: beat Anders Hansen, 2 and 1 R3: beat Tim Clark, 2 and 1 OF: beat Oliver Wilson, 4 and 3 SF: lost to Ian Poulter, 7 and 6 Consolation: lost to Camilo Villegas, 5 and 4	4				490,000
2012 Accenture Match Play Championship R1: lost to Miguel Angel Jimenez, 2 and 1	T33				45,000
2013 Accenture Match Play Championship R1: beat Thongchai Jaidee, 20 holes R2: lost to Matt Kuchar, 2 and 1	T17				96,000
2014 Accenture Match Play Championship R1: beat Marc Leishman, 22 holes R2: beat Bill Haas, 3 and 1 R3: lost to Rickie Fowler, 1-down	T9				148,000
2015 Cadillac Match Play G1: beat Tommy Fleetwood, 2 Up G2: lost to Bernd Wiesberger, 2 and 1 G3: lost to Jamie Donaldson, 2 and 1	T34				63,500
2016 Dell Match Play G1: beat Lee Westwood, 1 Up G2: lost to Ryan Moore, 1 Up G3: beat Marc Leishman, 5 and 4	T18				90,900
2017 Dell Technologies Match Play G1: beat Hideki Matsuyama, 2 Up G2: beat Kevin Chappell, 4 and 3 G3: lost to Jon Rahm, 6 and 4	T30				74,000
					1,582,400
Bridgestone Invitational					
1999 NEC Invitational	T7	67-70-69-72	278	-2	154,000
2002 NEC Invitational	T58	68-73-76-73	290	+6	29,500
2003 NEC Invitational	T30	64-76-69-73	282	+2	43,000
2004 NEC Invitational	T16	68-70-70-70	278	-2	79,333
2005 NEC Invitational	T13	68-70-67-74	279	-1	94,400
2006 Bridgestone Invitational	T22	69-73-68-71	281	+1	68,000
2007 Bridgestone Invitational	T20	71-77-71-67	286	+6	75,500
2008 Bridgestone Invitational	T36	69-72-68-72	281	+1	52,000
2009 Bridgestone Invitational	T22	68-72-70-70	280	E	74,428
2010 Bridgestone Invitational	T22	70-70-69-70	279	-1	72,000
2011 Bridgestone Invitational	T53	68-72-72-72	284	+4	46,500
2012 Bridgestone Invitational	T29	67-72-71-71	281	+1	68,000
2013 Bridgestone Invitational	T40	71-76-70-68	285	+5	61,500
2014 Bridgestone Invitational	2	68-61-67-71	267	-13	900,000
2015 Bridgestone Invitational	T37	71-67-72-73	283	+3	63,000
2017 Bridgestone Invitational	T39	72-71-72-67	282	+2	65,500
					1,946,661
Mexico Championship					
1999 American Express Championship	T7	74-69-69-73	285	+1	135,000
2000 American Express Championship	T5	69-74-74-64	281	-7	157,500
2002 American Express Championship	7	69-69-70-62	270	-18	155,000
2003 American Express Championship	T12	65-73-70-75	283	+3	89,375
2004 American Express Championship	T4	67-72-67-70	276	-12	308,000
2005 American Express Championship	T3	67-69-67-69	272	-8	353,666
2006 American Express Championship	T32	69-73-71-69	282	-2	61,000
2007 CA Championship	T3	71-70-71-70	282	-6	378,333
2008 CA Championship	T15	69-73-69-68	279	-9	86,700
2009 CA Championship	T31	72-72-68-70	282	-6	68,500
2010 CA Championship	T37	74-72-71-69	286	-2	62,500
2012 Cadillac Championship	T60	75-74-68-76	293	+5	42,000
2013 Cadillac Championship	T3	66-72-67-69	274	-14	417,500
2014 Cadillac Championship	T16	74-76-73-69	292	+4	90,666
2015 Cadillac Championship	T31	73-69-71-78	291	+3	72,000
2016 Cadillac Championship	T11	73-71-67-74	285	-3	145,000
2017 Mexico Championship	T12	68-71-68-70	277	-7	131,250
2018 Mexico Championship	T7	68-65-69-70	272	-12	239,750
					2,993,741

PGA TOUR VICTORIES (10): **2001** MasterCard Colonial, Buick Classic. **2002** Mercedes Championships. **2004** EDS Byron Nelson Championship, Buick Classic. **2005** Booz Allen Classic. **2008** THE PLAYERS Championship. **2012** Wyndham Championship. **2016** AT&T Byron Nelson. **2017** Masters Tournament.

INTERNATIONAL VICTORIES (21): **1997** Catalanian Open Championship. **1999** Murphy's Irish Open [Eur], Linde German Masters [Eur]. **2001** Lancome Trophy [Eur], Nedbank Golf Challenge [SAf]. **2002** Canarias Open de Espana [Eur], Kolon Cup Korean Open [Asia]. **2003** Nedbank Golf Challenge [SAf]. **2004** Mallorca Classic [Eur]. **2005** Omega European Masters [Eur]. **2008** Castello Masters [Eur], HSBC Champions [Eur]. **2011** Castello Masters [Eur], Andalucia Masters [Eur]. **2012** Iskandar Johor Open [Asia]. **2013** Thailand Golf Championship [Asia]. **2014** Commercial Bank Qatar Masters [Eur]. **2015** Ho Tram Open [Asia]. **2017** Omega Dubai Desert Classic [Eur], **2017** Andalucia Valderrama Masters hosted by the Sergio Garcia Foundation [Eur], **2018** SMBC Singapore Open [Asia].

OTHER VICTORIES: (1): **1999** Dunhill Cup [with Miguel Angel Jimenez and Jose Maria Olazabal].

HSBC Champions					
2009 HSBC Champions	T23	75-70-69-67	281	-7	66,000
2014 HSBC Champions	4	70-68-69-63	270	-18	365,000
2015 HSBC Champions	T28	74-72-73-69	288	E	68,500
2016 HSBC Champions	T11	68-70-68-68	274	-14	106,166
2017 HSBC Champions	T9	68-72-69-67	276	-12	170,000
					775,666
					TOTAL \$7,298,468



BRANDEN GRACE

South Africa




HEIGHT: 5-10
WEIGHT: 171
BIRTHDATE: May 20, 1988
BIRTHPLACE: Pretoria, South Africa
RESIDENCE: George, South Africa
TURNED PROFESSIONAL: 2007

PGA TOUR VICTORIES (1): 2016 RBC Heritage.

INTERNATIONAL VICTORIES (10): 2010 Coca-Cola Charity Championship [SAf], 2012 Joburg Open [Eur], Volvo Golf Champions [Eur], Volvo China Open [Eur], Vodacom Origins Final [SAf], Alfred Dunhill Links Championship [Eur]. 2015 Alfred Dunhill Championship [Eur], Commercial Bank Qatar Masters [Eur], Dimension Data Pro-Am [SAf]. 2016 Commercial Bank Qatar Masters [Eur].

WORLD GOLF CHAMPIONSHIPS CAREER SUMMARY

Tournament	Position	Score	Total Score	Total Par	Money
Dell Technologies Match Play (5-7-)					
2013 Accenture Match Play Championship R1: lost to Robert Garrigus, 4 and 3	T33				\$46,000
2014 Accenture Match Play Championship R1: lost to Jimmy Walker, 5 and 4	T33				48,000
2015 Cadillac Match Play G1: lost to Zach Johnson, 2 Up G2: beat Jason Day, 4 and 3 G3: beat Charley Hoffman, 2 and 1 R4: lost to Tommy Fleetwood, 2 and 1	T9				150,000
2016 Dell Match Play G1: lost to Chris Kirk, 3 and 1 G2: beat David Lingmerth, 4 and 3 G3: beat Russell Knox, 5 and 4	T18				90,900
2017 Dell Technologies Match Play G1: beat Andy Sullivan, 4 and 2 G2: lost to William McGirt, 2 and 1 G3: lost to Brandt Snedeker, 5 and 4	T39				63,500
					398,400
Bridgestone Invitational					
2012 Bridgestone Invitational	T36	72-70-66-74	282	+2	62,500
2013 Bridgestone Invitational	T65	70-75-70-78	293	+13	42,800
2014 Bridgestone Invitational	T23	69-71-67-70	277	-3	82,000
2015 Bridgestone Invitational	T17	73-69-67-70	279	-1	88,500
2016 Bridgestone Invitational	T10	69-72-71-68	280	E	167,750
2017 Bridgestone Invitational	T28	71-69-71-68	279	-1	73,562
					517,112
Mexico Championship					
2012 Cadillac Championship	T35	78-72-64-70	284	-4	60,500
2013 Cadillac Championship	T49	73-74-72-72	291	+3	54,500
2014 Cadillac Championship	T40	75-74-69-77	295	+7	63,500
2015 Cadillac Championship	54	75-74-72-75	296	+8	52,000
2016 Cadillac Championship	T23	73-73-74-68	288	E	91,000
2017 Mexico Championship	T32	73-69-68-73	283	-1	70,500
2018 Mexico Championship	T30	72-69-73-68	282	-2	81,428
					473,428
HSBC Champions					
2012 HSBC Champions	T62	75-76-70-70	291	+3	32,500
2014 HSBC Champions	T39	77-71-67-69	284	-4	58,000
2016 HSBC Champions	T5	63-71-70-68	272	-16	276,500
2017 HSBC Champions	T30	73-75-71-67	286	-2	72,000
2018 HSBC Champions	T15	74-69-72-69	284	-4	107,900
					546,900
			TOTAL		\$1,935,840



ADAM HADWIN

Canada



HEIGHT: 5-8
WEIGHT: 165
BIRTHDATE: November 2, 1987
BIRTHPLACE: Moose Jaw, Saskatchewan, Canada
RESIDENCE: Abbotsford, British Columbia, Canada
TURNED PROFESSIONAL: 2009

PGA TOUR VICTORIES (1): 2017 Valspar Championship.

WEB.COM TOUR VICTORIES (2): 2014 Chile Classic, Chiquita Classic.

INTERNATIONAL VICTORIES (2): 2010 Desert Dunes Classic [Can]. 2011 Pacific Colombia Tour [Can].

WORLD GOLF CHAMPIONSHIPS CAREER SUMMARY

Tournament	Position	Score	Total Score	Total Par	Money
Bridgestone Invitational					
2017 Bridgestone Invitational	T5	68-69-67-69	273	-7	\$268,500 268,500
Mexico Championship					
2018 Mexico Championship	T9	70-71-67-66	274	-10	182,000 182,000
HSBC Champions					
2018 HSBC Champions	T65	69-74-79-73	295	+7	46,125 46,125
				TOTAL	\$496,625



JAMES HAHN (HONN)

United States



HEIGHT: 6-1
WEIGHT: 180
BIRTHDATE: November 2, 1981
BIRTHPLACE: Seoul, South Korea
RESIDENCE: Scottsdale, Arizona
TURNED PROFESSIONAL: 2003

PGA TOUR VICTORIES (2): 2015 Northern Trust Open. 2016 Wells Fargo Championship.

WEB.COM TOUR VICTORIES (1): 2012 The Rex Hospital Open.

INTERNATIONAL VICTORIES (2): 2009 Edmonton Open [Can], 2009 Riviera Nayarit Classic [Can]

OTHER VICTORIES: (2): 2009 TELUS Edmonton Open, 2009 Riviera Nayarit Classic

WORLD GOLF CHAMPIONSHIPS CAREER SUMMARY

Tournament	Position	Score	Total Score	Total Par	Money
Bridgestone Invitational					
2015 Bridgestone Invitational	T42	70-70-74-70	284	+4	\$59,000
2016 Bridgestone Invitational	41	75-72-72-69	288	+8	69,000
					128,000
			TOTAL		\$128,000



BRIAN HARMAN

United States



HEIGHT: 5-7
WEIGHT: 150
BIRTHDATE: January 19, 1987
BIRTHPLACE: Savannah, Georgia
RESIDENCE: St. Simons Island, Georgia
TURNED PROFESSIONAL: 2009

PGA TOUR VICTORIES (2): 2014 John Deere Classic. 2017 Wells Fargo Championship.

WORLD GOLF CHAMPIONSHIPS CAREER SUMMARY

Tournament	Position	Score	Total Score	Total Par	Money
Bridgestone Invitational					
2014 Bridgestone Invitational	65	72-70-75-76	293	+13	\$43,750
2017 Bridgestone Invitational	T50	70-74-69-73	286	+6	51,250
					95,000
Mexico Championship					
2018 Mexico Championship	T5	68-67-68-68	271	-13	330,500
					330,500
HSBC Champions					
2018 HSBC Champions	8	68-69-70-74	281	-7	210,000
					210,000
			TOTAL		\$635,500



TYRRELL HATTON

England



HEIGHT: 5-9
WEIGHT: 161
BIRTHDATE: October 14, 1991
BIRTHPLACE: High Wycombe, Buckinghamshire, England
RESIDENCE: Marlow, Buckinghamshire, England
TURNED PROFESSIONAL: 2011

BEST PGA TOUR CAREER FINISH: T3—2018 World Golf Championships-Mexico Championship.

INTERNATIONAL VICTORIES (3): 2016 Alfred Dunhill Links Championship [Eur], 2017 Italian Open, 2017 Alfred Dunhill Links Championship.

WORLD GOLF CHAMPIONSHIPS CAREER SUMMARY

Tournament	Position	Score	Total Score	Total Par	Money
Dell Technologies Match Play (2-1-)					
2017 Dell Technologies Match Play	T17				\$93,307
G1: beat Charles Howell III, 2 and 1					
G2: beat Jeunghun Wang, 2 Up					
G3: lost to Rafa Cabrera Bello, 2 and 1					
					93,307
Bridgestone Invitational					
2017 Bridgestone Invitational	T36	72-71-69-69	281	+1	68,000
					68,000
Mexico Championship					
2017 Mexico Championship	10	70-67-68-70	275	-9	166,000
2018 Mexico Championship	T3	70-68-64-67	269	-15	510,500
					676,500
HSBC Champions					
2016 HSBC Champions	T54	70-76-70-70	286	-2	47,500
2017 HSBC Champions	T23	70-76-67-71	284	-4	80,166
2018 HSBC Champions	T11	68-70-71-74	283	-5	140,000
					267,666
			TOTAL		\$1,105,473



RUSSELL HENLEY

United States



HEIGHT: 6-0
WEIGHT: 180
BIRTHDATE: April 12, 1989
BIRTHPLACE: Macon, Georgia
RESIDENCE: Kiawah Island, South Carolina
TURNED PROFESSIONAL: 2011

PGA TOUR VICTORIES (3): **2013** Sony Open in Hawaii. **2014** The Honda Classic. **2017** Shell Houston Open.

WEB.COM TOUR VICTORIES (3): **2011** Stadion Classic at UGA. **2012** Chiquita Classic, Winn-Dixie Jacksonville Open Presented by Planters.

WORLD GOLF CHAMPIONSHIPS CAREER SUMMARY

Tournament	Position	Score	Total Score	Total Par	Money
Dell Technologies Match Play (2-3-)					
2013 Accenture Match Play Championship	T17				\$96,000
R1: beat Charl Schwartzel, 1-up R2: lost to Jason Day, 19 holes					
2015 Cadillac Match Play	T34				63,500
G1: lost to Brooks Koepka, 1 Up G2: lost to J.B. Holmes, 19 holes G3: beat Marc Warren, 1 Up					
					159,500
Bridgestone Invitational					
2013 Bridgestone Invitational	T27	72-69-75-66	282	+2	73,500
2014 Bridgestone Invitational	T41	72-70-71-68	281	+1	61,000
2015 Bridgestone Invitational	T17	70-70-70-69	279	-1	88,500
2017 Bridgestone Invitational	T66	75-74-69-71	289	+9	45,750
					268,750
Mexico Championship					
2013 Cadillac Championship	T28	70-72-70-73	285	-3	75,000
2014 Cadillac Championship	T47	72-78-75-73	298	+10	57,000
2015 Cadillac Championship	T56	74-74-72-78	298	+10	48,000
2018 Mexico Championship	T58	69-69-75-79	292	+8	55,500
					235,500
HSBC Champions					
2015 HSBC Champions	T35	71-75-74-70	290	+2	61,500
2018 HSBC Champions	T36	75-68-76-69	288	E	68,500
					130,000
			TOTAL		\$793,750



CHARLEY HOFFMAN

United States



HEIGHT: 6-0
WEIGHT: 200
BIRTHDATE: December 27, 1976
BIRTHPLACE: San Diego, California
RESIDENCE: Las Vegas, Nevada
TURNED PROFESSIONAL: 2000

PGA TOUR VICTORIES (4): 2007 Bob Hope Chrysler Classic. 2010 Deutsche Bank Championship. 2015 OHL Classic at Mayakoba. 2016 Valero Texas Open.

WEB.COM TOUR VICTORIES (1): 2004 Permian Basin Charity Golf Classic.

WORLD GOLF CHAMPIONSHIPS CAREER SUMMARY

Tournament	Position	Score	Total Score	Total Par	Money
Dell Technologies Match Play (3-4-)					
2011 Accenture Match Play Championship R1: lost to Luke Donald, 6 and 5	T33				\$45,000
2015 Cadillac Match Play G1: beat Jason Day, 4 and 3 G2: beat Zach Johnson, 2 and 1 G3: lost to Branden Grace, 2 and 1	T17				85,823
2016 Dell Match Play G1: lost to Brandt Snedeker, 2 and 1 G2: lost to Charl Schwartzel, 3 and 2 G3: beat Danny Lee, 4 and 2	T38				63,000
					193,823
Bridgestone Invitational					
2007 Bridgestone Invitational	T22	71-73-74-69	287	+7	66,250
2011 Bridgestone Invitational	T37	68-69-70-74	281	+1	58,500
2015 Bridgestone Invitational	T31	75-66-71-69	281	+1	70,500
2016 Bridgestone Invitational	T33	68-73-72-72	285	+5	76,000
2017 Bridgestone Invitational	3	68-69-67-66	270	-10	572,000
					843,250
Mexico Championship					
2007 CA Championship	T61	75-75-77-72	299	+11	40,250
2009 CA Championship	T13	68-70-67-73	278	-10	97,142
2011 Cadillac Championship	T24	67-75-73-69	284	-4	77,250
2015 Cadillac Championship	T38	70-74-72-76	292	+4	65,500
2016 Cadillac Championship	T17	68-70-74-75	287	-1	102,166
2018 Mexico Championship	T20	70-66-70-72	278	-6	104,300
					486,609
			TOTAL		\$1,523,682



CHARLES HOWELL III

United States 

HEIGHT: 5-11
WEIGHT: 155
BIRTHDATE: June 20, 1979
BIRTHPLACE: Augusta, Georgia
RESIDENCE: Orlando, Florida
TURNED PROFESSIONAL: 2000

PGA TOUR VICTORIES (2): 2002 Michelob Championship at Kingsmill. 2007 Nissan Open.

WORLD GOLF CHAMPIONSHIPS CAREER SUMMARY

Tournament	Position	Score	Total Score	Total Par	Money
Dell Technologies Match Play (7-10-)					
2002 Accenture Match Play Championship	T17				\$55,000
R1: beat Stewart Cink, 4 and 3 R2: lost to Sergio Garcia, 1-down					
2003-Accenture Match Play Championship	T33				30,000
R1: lost to Niclas Fasth, 1-down					
2004 Accenture Match Play Championship	T33				35,000
R1: lost to Ben Curtis, 1-down					
2005 Accenture Match Play Championship	T33				35,000
R1: lost to Nick O'Hern, 19 holes					
2006 Accenture Match Play Championship	T33				35,000
R1: lost to Phil Mickelson, 1-down					
2007 Accenture Match Play Championship	T9				130,000
R1: beat Stuart Appleby, 4 and 3 R2: beat Sergio Garcia, 4 and 3 R3: lost to Justin Rose, 3 and 2					
2008-Accenture Match Play Championship	T17				90,000
R1: beat Stephen Ames, 19 holes R2: lost to Colin Montgomerie, 1-down					
2013-Accenture Match Play Championship	T17				96,000
R1: beat Tiger Woods, 2 and 1 R2: lost to Gonzalo Fernandez-Castaño, 6 and 5					
2017 Dell Technologies Match Play	T9				158,000
G1: lost to Tyrrell Hatton, 2 and 1 G2: beat Rafa Cabrera Bello, 1 Up G3: beat Jeunghun Wang, 2 and 1 R4: lost to Jon Rahm, 6 and 4					
					664,000
Bridgestone Invitational					
2003 NEC Invitational	T21	72-68-74-66	280	E	52,500
2004 NEC Invitational	T9	71-67-68-70	276	-4	116,000
2007 Bridgestone Invitational	T39	72-76-70-72	290	+10	51,000
2008 Bridgestone Invitational	T27	68-70-70-72	280	E	60,000
2009 Bridgestone Invitational	T29	71-72-68-70	281	+1	67,000
					346,500
Mexico Championship					
2003 American Express Championship	T21	76-75-65-70	286	+6	60,000
2004 American Express Championship	T59	74-73-71-78	296	+8	34,250
2007 CA Championship	T16	69-71-71-75	286	-2	87,333
2008 CA Championship	T51	69-76-72-70	287	-1	44,750
2012 Cadillac Championship	T17	70-67-71-72	280	-8	92,000
2013 Cadillac Championship	T12	68-71-69-71	279	-9	113,750
					432,083
HSBC Champions					
2018 HSBC Champions	T15	72-67-71-74	284	-4	107,900
					107,900
TOTAL					\$1,550,483



YUTA IKEDA (YOU-tuh ih-KEY-duh)

Japan



HEIGHT: 5-9
WEIGHT: 170
BIRTHDATE: December 22, 1985
BIRTHPLACE: Chiba, Japan
RESIDENCE: Chiba, Japan
TURNED PROFESSIONAL: 2008

BEST PGA TOUR CAREER FINISH: T22—2010 Golf Championships-CA Championship, **2017** THE PLAYERS Championship.

INTERNATIONAL VICTORIES (19): **2009** Japan PGA Championship [Jpn], Vana H Cup KBC Augusta [Jpn], Canon Open [Jpn], Bridgestone Open [Jpn], **2010** Toshin Golf Tournament in Lake Wood [Jpn], ANA Open [Jpn], Bridgestone Open [Jpn], Dunlop Phoenix [Jpn], **2011** Sun Chlorella Classic [Jpn], **2012** Canon Open [Jpn], **2013** Mynavi ABC Championship [Jpn], **2014** Japan Open [Jpn], **2015** KBC Augusta [Jpn], **2016** Panasonic Open Golf Championship [Jpn], Honma Tourworld Cup [Jpn], Casio World Open [Jpn]. **2017** RIZAP KBC Augusta [Jpn], ANA Open [Jpn], Japan Open [Jpn].

WORLD GOLF CHAMPIONSHIPS CAREER SUMMARY

Tournament	Position	Score	Total Score	Total Par	Money
Dell Technologies Match Play (0-4- 1)					
2010 Accenture Match Play Championship R1: lost to Nick Watney, 4 and 3	T33				\$45,000
2011 Accenture Match Play Championship R1: lost to Miguel Angel Jiménez, 2 and 1	T33				45,000
2017 Dell Technologies Match Play G1: Ryan Moore, Halved G2: lost to Jordan Spieth, 4 and 2 G3: lost to Hideto Tanihara, 3 and 1	T51				54,071
					144,071
Bridgestone Invitational					
2010 Bridgestone Invitational	T69	72-76-69-73	290	+10	39,250
2011 Bridgestone Invitational	75	74-72-77-74	297	+17	36,500
					75,750
Mexico Championship					
2010 CA Championship	T22	71-68-74-70	283	-5	81,000
2011 Cadillac Championship	T55	74-73-74-71	292	+4	45,500
2017 Mexico Championship	T61	75-74-72-69	290	+6	47,250
2018 Mexico Championship	T46	73-74-68-69	284	E	67,500
					241,250
HSBC Champions					
2009 HSBC Champions	T51	73-73-71-72	289	+1	38,000
2010 HSBC Champions	T30	67-75-76-68	286	-2	55,500
2011 HSBC Champions	T29	70-71-68-74	283	-5	56,500
2012 HSBC Champions	T72	70-70-82-75	297	+9	27,500
					177,500
			TOTAL		\$638,571



DUSTIN JOHNSON

United States



HEIGHT: 6-4
WEIGHT: 190
BIRTHDATE: June 22, 1984
BIRTHPLACE: Columbia, South Carolina
RESIDENCE: North Palm Beach, Florida
TURNED PROFESSIONAL: 2007

PGA TOUR VICTORIES (17): **2008** Turning Stone Resort Championship. **2009** AT&T Pebble Beach National Pro-Am. **2010** AT&T Pebble Beach National Pro-Am, BMW Championship. **2011** The Barclays. **2012** FedEx St. Jude Classic. **2013** Hyundai Tournament of Champions. **2014** HSBC Champions. **2015** Cadillac Championship. **2016** U.S. Open, Bridgestone Invitational, BMW Championship. **2017** Genesis Open, World Golf Championships-Mexico Championship, World Golf Championships-Dell Technologies Match Play, THE NORTHERN TRUST. **2018** Sentry Tournament of Champions.

OTHER VICTORIES: (1): **2010** Shark Shootout [with Ian Poulter].

WORLD GOLF CHAMPIONSHIPS CAREER SUMMARY

Tournament	Position	Score	Total Score	Total Par	Money
Dell Technologies Match Play (14-9-)					
2009 Accenture Match Play Championship R1: lost to Steve Stricker, 2 and 1	T33				\$45,000
2010 Accenture Match Play Championship R1: lost to Camilo Villegas, 4 and 3	T33				45,000
2011 Accenture Match Play Championship R1: lost to Mark Wilson, 19 holes	T33				45,000
2012 Accenture Match Play Championship R1: beat Jim Furyk, 20 holes R2: beat Francesco Molinari, 7 and 5 R3: lost to Mark Wilson, 4 and 3	T9				140,000
2013 Accenture Match Play Championship R1: lost to Alexander Noren, 6 and 4	T33				46,000
2014 Accenture Match Play Championship R1: lost to Peter Hanson, 4 and 3	T33				48,000
2015 Cadillac Match Play G1: beat Matt Jones, 3 and 1 G2: lost to Charl Schwartzel, 20 holes G3: beat Victor Dubuisson, 2 and 1	T17				85,823
2016 Dell Match Play G1: lost to Robert Streb, 3 and 2 G2: beat Kiradech Aphibarnrat, 5 and 4 G3: beat Jimmy Walker, 2 and 1 R4: beat Patrick Reed, 3 and 2 QF: lost to Louis Oosthuizen, 2 and 1	T5				290,000
2017 Dell Technologies Match Play G1: beat Webb Simpson, 5 and 3 G2: beat Martin Kaymer, 3 and 2 G3: beat Jimmy Walker, 5 and 3 R4: beat Zach Johnson, 5 and 4 QF: beat Alex Noren, 3 and 2 SF: beat Hideto Tanihara, 1 Up Championship Match: beat Jon Rahm, 1 Up	1				1,660,000
					2,404,823
Bridgestone Invitational					
2009 Bridgestone Invitational	T22	70-71-70-69	280	E	74,428
2010 Bridgestone Invitational	15	72-65-68-71	276	-4	96,000
2011 Bridgestone Invitational	T48	73-69-70-71	283	+3	49,300
2012 Bridgestone Invitational	T19	69-68-73-68	278	-2	82,000
2013 Bridgestone Invitational	T33	72-69-75-67	283	+3	68,000
2015 Bridgestone Invitational	T53	69-67-75-76	287	+7	48,166
2016 Bridgestone Invitational	1	69-73-66-66	274	-6	1,620,000
2017 Bridgestone Invitational	T17	68-75-68-66	277	-3	95,500
					2,133,395
Mexico Championship					
2009 CA Championship	T35	70-66-71-76	283	-5	64,000
2010 CA Championship	T56	69-72-76-73	290	+2	45,500
2011 Cadillac Championship	2	69-69-65-71	274	-14	850,000
2012 Cadillac Championship	T35	75-68-73-68	284	-4	60,500
2013 Cadillac Championship	T12	68-69-70-72	279	-9	113,750
2014 Cadillac Championship	T4	69-74-73-72	288	E	395,000
2015 Cadillac Championship	1	68-73-69-69	279	-9	1,570,000
2016 Cadillac Championship	T14	72-64-71-79	286	-2	120,000
2017 Mexico Championship	1	70-66-66-68	270	-14	1,660,000
2018 Mexico Championship	T7	69-66-68-69	272	-12	239,750
					5,118,500
HSBC Champions					
2012 HSBC Champions	T39	67-68-84-66	285	-3	47,000
2014 HSBC Champions	1	69-63-66-66	264	-24	1,400,000
2016 HSBC Champions	T5	65-71-65-71	272	-16	276,500
2017 HSBC Champions	T35	74-74-70-69	287	-1	67,000
2018 HSBC Champions	T2	68-63-68-77	276	-12	679,666
					2,470,166
			TOTAL		\$12,126,88



ZACH JOHNSON

United States 

HEIGHT: 5-11
WEIGHT: 164
BIRTHDATE: February 24, 1976
BIRTHPLACE: Cedar Rapids, Iowa
RESIDENCE: St. Simons Island, Georgia
TURNED PROFESSIONAL: 1998


PGA TOUR VICTORIES (12): 2004 BellSouth Classic. 2007 Masters Tournament, AT&T Classic. 2008 Valero Texas Open. 2009 Sony Open in Hawaii, Valero Texas Open. 2010 Crowne Plaza Invitational at Colonial. 2012 Crowne Plaza Invitational at Colonial, John Deere Classic. 2013 BMW Championship. 2014 Hyundai Tournament of Champions. 2015 The Open Championship.

WEB.COM TOUR VICTORIES (2): 2003 Rheem Classic, Envirocare Utah Classic.

OTHER VICTORIES (2): 2006 Wendy's 3-Tour Challenge [with Stewart Cink and Scott Verplank]. 2011 CVS Caremark Charity Classic [with Matt Kuchar].

WORLD GOLF CHAMPIONSHIPS CAREER SUMMARY

Tournament	Position	Score	Total Score	Total Par	Money
Dell Technologies Match Play (14-14-)					
2005 Accenture Match Play Championship R1: lost to Luke Donald, 4 and 3	T33				\$35,000
2006 Accenture Match Play Championship R1: beat Jim Furyk, 1-up R2: beat Sean O'Hair, 1-up R3: beat Shingo Katayama, 4 and 3 QF: beat Retief Goosen, 3 and 2 SF: lost to Davis Love III, 4 and 2 Consolation: beat Tom Lehman, 1-up	3				560,000
2007 Accenture Match Play Championship R1: lost to Henrik Stenson, 1-down	T33				40,000
2008 Accenture Match Play Championship R1: lost to David Toms, 2 and 1	T33				40,000
2009 Accenture Match Play Championship R1: beat Graeme McDowell, 3 and 1 R2: lost to Phil Mickelson, 1-down	T17				95,000
2010 Accenture Match Play Championship R1: beat Francesco Molinari, 21 holes R2: lost to Brian Gay, 1-down	T17				95,000
2011 Accenture Match Play Championship R1: lost to Justin Rose, 2 and 1	T33				45,000
2012 Accenture Match Play Championship R1: lost to Hunter Mahan, 19 holes	T33				45,000
2013 Accenture Match Play Championship R1: lost to Jason Day, 6 and 5	T33				46,000
2014 Accenture Match Play Championship R1: lost to Richard Sterne, 5 and 4	T33				48,000
2015 Cadillac Match Play G1: beat Branden Grace, 2 Up G2: lost to Charley Hoffman, 2 and 1 G3: beat Jason Day, 3 and 2	T17				85,823
2016 Dell Match Play G1: beat Marc Leishman, 2 Up G2: beat Martin Kaymer, 8 and 6 G3: beat Shane Lowry, 4 and 3 R4: lost to Rory McIlroy, 1 Up	T9				152,000
2017 Dell Technologies Match Play G1: lost to Tommy Fleetwood, 1 Up G2: beat Matt Kuchar, 2 Up G3: beat Brendan Steele, 1 Up R4: lost to Dustin Johnson, 5 and 4	T9				158,000
					1,444,823
Bridgestone Invitational					
2004 NEC Invitational	T22	65-73-73-70	281	+1	65,000
2005 NEC Invitational	T9	70-70-69-69	278	-2	135,000
2006 Bridgestone Invitational	T36	71-68-72-73	284	+4	50,500
2007 Bridgestone Invitational	T11	71-65-76-72	284	+4	115,333
2008 Bridgestone Invitational	T16	67-68-72-71	278	-2	82,625
2009 Bridgestone Invitational	T15	67-70-69-72	278	-2	91,125
2010 Bridgestone Invitational	T33	70-70-71-69	280	E	63,500
2011 Bridgestone Invitational	T6	70-68-64-68	270	-10	215,000
2012 Bridgestone Invitational	T40	68-73-68-74	283	+3	59,000
2013 Bridgestone Invitational	T4	69-70-68-67	274	-6	321,666
2014 Bridgestone Invitational	T23	70-70-68-69	277	-3	82,000
2015 Bridgestone Invitational	T33	70-70-71-71	282	+2	67,500
2016 Bridgestone Invitational	T10	72-74-69-65	280	E	167,750
2017 Bridgestone Invitational	2	69-67-65-68	269	-11	1,045,000
					2,561,000
Mexico Championship					
2004 American Express Championship	10	68-71-69-71	279	-9	135,000
2005 American Express Championship	T43	68-69-74-75	286	+6	46,000
2006 American Express Championship	T45	70-71-73-73	287	+3	49,000
2007 CA Championship	T9	72-68-73-71	284	-4	157,500
2008 CA Championship	T9	69-72-67-68	276	-12	147,500
2009 CA Championship	T53	70-72-72-72	286	-2	46,000
2010 CA Championship	T37	76-70-71-69	286	-2	62,500
2011 Cadillac Championship	T24	72-75-68-69	284	-4	77,250
2012 Cadillac Championship	T17	70-68-67-75	280	-8	92,000
2013 Cadillac Championship	T47	71-67-77-75	290	+2	57,500
2014 Cadillac Championship	T16	70-75-71-76	292	+4	90,666
2015 Cadillac Championship	T49	76-73-73-73	295	+7	55,000
2016 Cadillac Championship	T47	71-73-71-80	295	+7	62,500
2017 Mexico Championship	T58	75-69-70-75	289	+5	48,500
					1,126,916
TOTAL					\$5,132,739



SI WOO KIM

Korea



HEIGHT: 5-11
WEIGHT: 182
BIRTHDATE: June 28, 1995
BIRTHPLACE: Seoul, South Korea
RESIDENCE: Dallas, Texas
TURNED PROFESSIONAL: 2012

PGA TOUR VICTORIES (2): 2016 Wyndham Championship. 2017 THE PLAYERS Championship.

WEB.COM TOUR VICTORIES (1): 2015 Stonebrae Classic.

WORLD GOLF CHAMPIONSHIPS CAREER SUMMARY

Tournament	Position	Score	Total Score	Total Par	Money
Dell Technologies Match Play (1-1- 1)					
2017 Dell Technologies Match Play	T30				\$74,000
G1: lost to Phil Mickelson, 5 and 3 G2: J.B. Holmes, Halved G3: beat Daniel Berger, 1 Up					
					74,000
Bridgestone Invitational					
2017 Bridgestone Invitational	T50	73-69-71-73	286	+6	51,250
					51,250
Mexico Championship					
2017 Mexico Championship	T72	71-75-77-76	299	+15	\$44,250
					44,250
HSBC Champions					
2017 HSBC Champions	T63	74-81-72-69	296	+8	\$45,250
2018 HSBC Champions	T69	71-71-79-76	297	+9	45,125
					90,375
			TOTAL		\$259,875



KEVIN KISNER

United States



HEIGHT: 5-10
WEIGHT: 165
BIRTHDATE: February 15, 1984
BIRTHPLACE: Aiken, South Carolina
RESIDENCE: Aiken, South Carolina
TURNED PROFESSIONAL: 2006

PGA TOUR VICTORIES (2): 2016 The RSM Classic. 2017 DEAN & DELUCA Invitational.

WEB.COM TOUR VICTORIES (2): 2010 Mylan Classic presented by CONSOL Energy. 2013 Chile Classic.

WORLD GOLF CHAMPIONSHIPS CAREER SUMMARY

Tournament	Position	Score	Total Score	Total Par	Money
Dell Technologies Match Play (3-3-)					
2016 Dell Match Play	T38				\$63,000
G1: beat Soren Kjeldsen, 2 and 1 G2: lost to Rafa Cabrera Bello, 4 and 3 G3: lost to Hideki Matsuyama, 3 and 2					
2017 Dell Technologies Match Play	T17				93,307
G1: lost to Brooks Koepka, 6 and 5 G2: beat Patrick Reed, 1 Up G3: beat Jason Dufner, 2 and 1					
					156,307
Bridgestone Invitational					
2015 Bridgestone Invitational	T37	73-69-73-68	283	+3	63,000
2016 Bridgestone Invitational	T16	69-70-72-71	282	+2	105,200
2017 Bridgestone Invitational	T28	67-73-73-66	279	-1	73,562
					241,762
Mexico Championship					
2016 Cadillac Championship	T23	75-69-72-72	288	E	91,000
2017 Mexico Championship	11	72-68-68-68	276	-8	154,000
2018 Mexico Championship	29	70-71-66-74	281	-3	88,000
					333,000
HSBC Champions					
2016 HSBC Champions	2	64-66-70-70	270	-18	850,000
2017 HSBC Champions	T70	72-80-69-78	299	+11	43,625
					893,625
			TOTAL		\$1,624,694



PATTON KIZZIRE (kuh-ZY-ur)

United States



HEIGHT: 6-5
WEIGHT: 215
BIRTHDATE: March 3, 1986
BIRTHPLACE: Tuscaloosa, Alabama
RESIDENCE: Sea Island, Georgia
TURNED PROFESSIONAL: 2008

PGA TOUR VICTORIES (2): 2018 OHL Classic at Mayakoba, Sony Open in Hawaii.

WEB.COM TOUR VICTORIES (2): 2015 Utah Championship presented by Zions Bank, News Sentinel Open presented by Pilot.

WORLD GOLF CHAMPIONSHIPS CAREER SUMMARY

Tournament	Position	Score	Total Score	Total Par	Money
Dell Technologies Match Play (1-1- 2)					
2016 Dell Match Play	T9				\$152,000
G1: Bubba Watson, 1 Up G2: J.B. Holmes, Halved G3: beat Emiliano Grillo, 2 Up R4: lost to Ryan Moore, 4 and 3					
					152,000
Mexico Championship					
2018 Mexico Championship	T12	69-69-71-66	275	-9	150,500
					150,500
			TOTAL		\$302,500



SATOSHI KODAIRA (suh-TOE-she kuh-DYE-ruh)

Japan



HEIGHT: 5-7
WEIGHT: 150
BIRTHDATE: September 11, 1989
BIRTHPLACE: Tokyo, Japan
RESIDENCE: Tokyo, Japan
TURNED PROFESSIONAL: 2010

BEST PGA TOUR CAREER FINISH: T46—2017 U.S. Open.

INTERNATIONAL VICTORIES (3): 2013 Japan Golf Tour Championship [Jpn]. 2014 Dunlop Srixon Fukushima Open [Jpn]. 2015 Japan Open Golf Championship [Jpn].

WORLD GOLF CHAMPIONSHIPS CAREER SUMMARY

Tournament	Position	Score	Total Score	Total Par	Money
Bridgestone Invitational					
2013 Bridgestone Invitational	T65	70-74-76-73	293	+13	\$42,800
2017 Bridgestone Invitational	T47	73-71-71-70	285	+5	57,000
					99,800
Mexico Championship					
2018 Mexico Championship	54	72-73-73-70	288	+4	60,000
					60,000
HSBC Champions					
2016 HSBC Champions	71	74-76-76-68	294	+6	41,750
					41,750
			TOTAL		\$201,550



MATT KUCHAR

United States



HEIGHT: 6-4
WEIGHT: 195
BIRTHDATE: June 21, 1978
BIRTHPLACE: Winter Park, Florida
RESIDENCE: Sea Island, Georgia
TURNED PROFESSIONAL: 2000

PGA TOUR VICTORIES (7): **2002** The Honda Classic. **2009** Turning Stone Resort Championship. **2010** The Barclays. **2012** THE PLAYERS Championship. **2013** World Golf Championships–Accenture Match Play Championship, the Memorial Tournament presented by Nationwide Insurance. **2014** RBC Heritage.


WEB.COM TOUR VICTORIES (1): **2006** Henrico County Open Pres'd by Saxon Capital, Inc.

INTERNATIONAL VICTORIES (2): **2011** OMEGA Mission Hills World Cup [with Gary Woodland]. **2015** Fiji International [OneAsia].

OTHER VICTORIES: (3): **2011** CVS Caremark Charity Classic [with Zach Johnson]. **2013** Franklin Templeton Shootout [with Harris English], **2016** Franklin Templeton Shootout [with Harris English].

WORLD GOLF CHAMPIONSHIPS CAREER SUMMARY

Tournament	Position	Score	Total Score	Total Par	Money
Dell Technologies Match Play (21-8-2)					
2010 Accenture Match Play Championship R1: beat Anthony Kim, 3 and 2 R2: lost to Jeev Milkha Singh, 1-down	T17				\$95,000
2011 Accenture Match Play Championship R1: beat Anders Hansen, 22 holes R2: beat Bo Van Pelt, 3 and 2 R3: beat Rickie Fowler, 2 and 1 QF: beat Y.E. Yang, 2 and 1 SF: lost to Luke Donald, 6 and 5 Consolation: beat Bubba Watson, 2 and 1	3				600,000
2012 Accenture Match Play Championship R1: beat Jonathan Byrd, 1-up R2: beat Bubba Watson, 3 and 2 R3: beat Martin Kaymer, 4 and 3 QF: lost to Hunter Mahan, 6 and 5	T5				270,000
2013 Accenture Match Play Championship R1: beat Hiroyuki Fujita, 3 and 2 R2: beat Sergio Garcia, 2 and 1 R3: beat Nicolas Colsaerts, 4 and 3 QF: beat Robert Garrigus, 3 and 2 SF: beat Jason Day, 4 and 3 Championship Match: beat Hunter Mahan, 2 and 1	1				1,500,000
2014 Accenture Match Play Championship R1: beat Bernd Wiesberger, 3 and 2 R2: beat Ryan Moore, 1-up R3: lost to Jordan Spieth, 2 and 1	T9				148,000
2015 Cadillac Match Play G1: lost to Ben Martin, 1 Up G2: beat Stephen Gallacher, 3 and 2 G3: lost to Hunter Mahan, 5 and 4	T34				63,500
2016 Dell Match Play G1: beat Anirban Lahiri, 6 and 5 G2: beat Anirban Lahiri, 3 and 2 G3: beat Justin Rose, 3 and 2 R4: lost to Brooks Koepka, 1 Up	T9				152,000
2017 Dell Technologies Match Play G1: Brendan Steele, Halved G2: lost to Zach Johnson, 2 Up G3: beat Tommy Fleetwood, 4 and 2	T30				74,000
					2,902,500
Bridgestone Invitational					
2002 NEC Invitational	T38	71-68-71-75	285	+1	37,250
2010 Bridgestone Invitational	T9	69-67-66-73	275	-5	125,833
2011 Bridgestone Invitational	T19	71-69-65-71	276	-4	85,000
2012 Bridgestone Invitational	T8	70-70-70-66	276	-4	128,750
2013 Bridgestone Invitational	T27	72-71-69-70	282	+2	73,500
2014 Bridgestone Invitational	T12	71-66-72-65	274	-6	115,000
2015 Bridgestone Invitational	T25	72-68-72-68	280	E	74,666
2016 Bridgestone Invitational	T3	69-72-70-66	277	-3	449,250
2017 Bridgestone Invitational	T17	71-72-66-68	277	-3	95,500
					1,184,750
Mexico Championship					
2010 CA Championship	T3	71-71-67-68	277	-11	426,666
2011 Cadillac Championship	5	68-69-68-71	276	-12	350,000
2012 Cadillac Championship	T8	72-67-66-72	277	-11	165,000
2013 Cadillac Championship	T35	72-72-72-71	287	-1	68,500
2014 Cadillac Championship	T13	69-74-74-74	291	+3	110,000
2015 Cadillac Championship	T23	73-75-70-72	290	+2	83,000
2016 Cadillac Championship	T28	70-78-70-72	290	+2	79,428
2017 Mexico Championship	T20	68-71-67-73	279	-5	91,333
2018 Mexico Championship	T58	74-74-73-71	292	+8	55,500
					1,429,428
HSBC Champions					
2009 HSBC Champions	T19	68-72-72-68	280	-8	72,000
2017 HSBC Champions	T21	73-66-68-76	283	-5	88,000
2018 HSBC Champions	T31	67-70-72-78	287	-1	72,000
					232,000
			TOTAL		\$5,693,178



LUKE LIST

United States



HEIGHT: 6-2
WEIGHT: 190
BIRTHDATE: January 14, 1985
BIRTHPLACE: Seattle, Washington
RESIDENCE: Seal Beach, California
TURNED PROFESSIONAL: 2007

BEST PGA TOUR CAREER FINISH: 2—2018 The Honda Classic.

WEB.COM VICTORIES (1): 2012 South Georgia Classic.

WORLD GOLF CHAMPIONSHIPS CAREER SUMMARY

Tournament	Position	Score	Total Score	Total Par	Money
No previous World Golf Championships competition.					



MARC LEISHMAN (LEESH-mun)

Australia



HEIGHT: 6-2
WEIGHT: 200
BIRTHDATE: October 24, 1983
BIRTHPLACE: Warrnambool, Victoria, Australia
RESIDENCE: Virginia Beach, Virginia
TURNED PROFESSIONAL: 2005

PGA TOUR VICTORIES (3): 2012 Travelers Championship, 2017 Arnold Palmer Invitational presented by Mastercard, BMW Championship.

WEB.COM TOUR VICTORIES (1): 2008 WNB Golf Classic.

INTERNATIONAL VICTORIES (5): 2006 Jisan Resort Open [Kor], Queensland Cairns Classic [Aus], Toyota Southern Classic [Aus], 2007 Toyota Southern Classic [Aus], 2015 Nedbank Golf Challenge [Eur].

WORLD GOLF CHAMPIONSHIPS CAREER SUMMARY

Tournament	Position	Score	Total Score	Total Par	Money
Dell Technologies Match Play (5-6-1)					
2014 Accenture Match Play Championship	T33				\$48,000
R1: lost to Sergio Garcia, 22 holes					
2015 World Golf Championships-Cadillac Match Play	T9				150,000
G1: beat Justin Rose, 3 and 2 G2: beat Ryan Palmer, 4 and 3 G3: beat Anirban Lahiri, 1 Up R4: lost to Gary Woodland, 2 and 1					
2016 World Golf Championships-Dell Match Play	T51				52,000
G1: Ryan Moore, Halved G2: lost to Lee Westwood, 1 Up G3: lost to Sergio Garcia, 5 and 4					
2017 Dell Technologies Match Play	T9				158,000
G1: beat Lee Westwood, 3 and 2 G2: beat Si Woo Kim, 4 and 3 G3: beat Jason Day, R4: lost to Phil Mickelson, 4 and 3					
408,000					
Bridgestone Invitational					
2012 Bridgestone Invitational	T45	70-72-70-73	285	+5	53,000
2014 Bridgestone Invitational	3	64-69-68-67	268	-12	522,000
2015 Bridgestone Invitational	T33	72-70-70-70	282	+2	67,500
2016 Bridgestone Invitational	55	76-72-75-77	300	+20	55,000
2017 Bridgestone Invitational	T41	73-71-70-69	283	+3	63,000
760,500					
Mexico Championship					
2010 CA Championship	T63	78-73-71-72	294	+6	41,250
2016 Cadillac Championship	T28	73-73-69-75	290	+2	79,428
2018 Mexico Championship	T37	69-68-69-77	283	-1	73,000
193,678					
HSBC Champions					
2012 HSBC Champions	T18	73-68-65-70	276	-12	75,000
2015 HSBC Champions	9	72-71-69-69	281	-7	158,000
2016 HSBC Champions	T11	69-72-65-68	274	-14	106,166
2018 HSBC Champions	T38	71-79-68-71	289	+1	64,500
403,666					
TOTAL					\$1,765,844



ALEXANDER LEVY (luh-VEE)

France




HEIGHT: 6-2
WEIGHT: 190
BIRTHDATE: August 1, 1990
BIRTHPLACE: Orange, California
RESIDENCE: Bandol, France
TURNED PROFESSIONAL: 2011

BEST PGA TOUR CAREER FINISH: T14—2015 World Golf Championships-HSBC Champions.

INTERNATIONAL VICTORIES (4): 2014 Volvo China Open [Eur], Portugal Masters [Eur]. 2016 Porsche European Open [Eur]. 2017 Volvo China Open [Eur].

WORLD GOLF CHAMPIONSHIPS CAREER SUMMARY

Tournament	Position	Score	Total Score	Total Par	Money
Dell Technologies Match Play (0-3-)					
2015 Cadillac Match Play	T52				\$49,384
G1: lost to Hideki Matsuyama, 5 and 4 G2: lost to Kevin Na, 3 and 1 G3: lost to Joost Luiten, 1 Up					
					49,384
Bridgestone Invitational					
2014 Bridgestone Invitational	T58	72-71-77-69	289	+9	46,500
					46,500
World Mexico Championship					
2015 Cadillac Championship	T38	68-73-79-72	292	+4	65,500
					65,500
HSBC Champions					
2015 HSBC Champions	T14	74-68-71-71	284	-4	89,833
2017 HSBC Champions	T58	72-75-73-74	294	+6	47,750
2018 HSBC Champions	T31	71-71-71-74	287	-1	72,000
					209,583
			TOTAL		\$1,363,969



HAOTONG LI

China



HEIGHT: 6-0
WEIGHT: 165
BIRTHDATE: August 3, 1995
BIRTHPLACE: Hunan, China
RESIDENCE: Shanghai, China
TURNED PROFESSIONAL: 2011

BEST PGA TOUR CAREER FINISH: 3—2017 The Open Championship.

INTERNATIONAL VICTORIES (3): 2014 Nanshan China Masters [OneAsia], 2016 Volvo China Open [Eur], 2018 Omega Dubai Desert Classic [Eur].

OTHER VICTORIES: (3): 2014 Jianye Tianzhu Henan Open, Sanya Hainan Open, Tour Championship presented by CTS Tycoon.

WORLD GOLF CHAMPIONSHIPS CAREER SUMMARY

Tournament	Position	Score	Total Score	Total Par	Money
Mexico Championship					
2018 Mexico Championship	63	73-79-73-73	298	+14	\$52,000
					52,000
HSBC Champions					
2014 HSBC Champions	T39	72-71-74-67	284	-4	\$58,000
2015 HSBC Champions	T35	75-72-76-67	290	+2	61,500
2016 HSBC Champions	T7	66-69-66-72	273	-15	173,750
2017 HSBC Champions	T63	73-72-74-77	296	+8	45,250
2018 HSBC Champions	T50	72-76-71-73	292	+4	51,875
					390,375
			TOTAL		\$442,375



JOOST LUITEN (YOAST LAU-tun)

Netherlands

HEIGHT: 5-10
WEIGHT: 154
BIRTHDATE: January 7, 1986
BIRTHPLACE: Bleiswijk, Netherlands
RESIDENCE: Bleiswijk, Netherlands
TURNED PROFESSIONAL: 2006

BEST PGA TOUR CAREER FINISH: T11—2015 The Honda Classic.

INTERNATIONAL VICTORIES (8): 2007 Vodafone Challenge [EurChall], Allianz Golf Open de Toulouse [EurChall]. **2011** Iskandar Johor Open [Asia]. **2013** Lyonesse Open [Eur], KLM Open [Eur]. **2014** ISPS Handa Wales Open [Eur]. **2016** KLM Open [Eur]. **2018** NBO OMAN OPEN [EUR].

WORLD GOLF CHAMPIONSHIPS CAREER SUMMARY

Tournament	Position	Score	Total Score	Total Par	Money
Dell Technologies Match Play (2-2-)					
2014 Accenture Match Play Championship R1: lost to Ryan Moore, 1-down	T33				\$48,000
2015 Cadillac Match Play G1: beat Kevin Na, 19 holes G2: lost to Hideki Matsuyama, 2 Up G3: beat Alexander Levy, 1 Up	T17				85,823
2017 Dell Technologies Match Play G1: lost to Paul Casey, 2 and 1 G2: lost to Charl Schwartzel, 4 and 3 G3: beat Byeong Hun An, 1 Up	T39				63,500
					197,323
Bridgestone Invitational					
2012 Bridgestone Invitational	T63	72-71-77-69	289	+9	43,500
2014 Bridgestone Invitational	T56	73-73-71-71	288	+8	47,750
2015 Bridgestone Invitational	T45	70-72-70-73	285	+5	55,000
					146,250
Mexico Championship					
2014 Cadillac Championship	T13	76-72-71-72	291	+3	110,000
2015 Cadillac Championship	T46	79-69-73-73	294	+6	59,000
2017 Mexico Championship	T25	71-67-71-72	281	-3	81,000
2018 Mexico Championship	T37	72-71-68-72	283	-1	73,000
					323,000
HSBC Champions					
2012 HSBC Champions	T36	72-72-68-72	284	-4	50,000
2015 HSBC Champions	T28	77-71-69-71	288	E	68,500
2017 HSBC Champions	T16	72-68-71-70	281	-7	103,666
					222,166
			TOTAL		\$888,739



HIDEKI MATSUYAMA (Mah-tsu-YAH-mah)

Japan



HEIGHT: 5-11
WEIGHT: 198
BIRTHDATE: February 25, 1992
BIRTHPLACE: Ehime, Japan
RESIDENCE: Sendai, Japan
TURNED PROFESSIONAL: 2013

PGA TOUR VICTORIES (5): **2014** the Memorial Tournament presented by Nationwide Insurance, **2016** Waste Management Phoenix Open, **2017** HSBC Champions, Waste Management Phoenix Open, World Golf Championships-Bridgestone Invitational.

INTERNATIONAL VICTORIES (8): **2011** Mitsui Sumitomo Visa Taiheiyo [Jpn], **2013** Tsuruya Open [Jpn], Diamond Cup Golf [Jpn], Fujisankei Classic [Jpn], Casio World Open [Jpn], **2014** Dunlop Phoenix [Jpn], **2016** Japan Open Golf Championship [Jpn], Taiheiyo Masters [Jpn].

OTHER VICTORIES: (1): **2016** Hero World Challenge.

WORLD GOLF CHAMPIONSHIPS CAREER SUMMARY

Tournament	Position	Score	Total Score	Total Par	Money
Dell Technologies Match Play (6-5-1)					
2014 Accenture Match Play Championship	T17				\$99,000
R1: beat Martin Kaymer, 2 and 1 R2: lost to Graeme McDowell, 1-down					
2015 Cadillac Match Play	T9				150,000
G1: beat Alexander Levy, 5 and 4 G2: beat Joost Luiten, 2 Up G3: beat Kevin Na, 5 and 4 R4: lost to Rory McIlroy, 6 and 5					
2016 Dell Match Play	T18				90,900
G1: lost to Rafa Cabrera Bello, 1 Up G2: beat Soren Kjeldsen, 4 and 2 G3: beat Kevin Kisner, 3 and 2					
2017 Dell Technologies Match Play	T51				54,071
G1: Jim Furyk, Halved G2: lost to Ross Fisher, 2 and 1 G3: lost to Louis Oosthuizen, 6 and 4					
					393,971
Bridgestone Invitational					
2013 Bridgestone Invitational	T21	72-68-70-71	281	+1	81,166
2014 Bridgestone Invitational	T12	70-71-65-68	274	-6	115,000
2015 Bridgestone Invitational	T37	69-75-73-66	283	+3	63,000
2016 Bridgestone Invitational	T42	70-79-73-67	289	+9	66,500
2017 Bridgestone Invitational	1	69-67-67-61	264	-16	1,660,000
					1,985,666
Mexico Championship					
2014 Cadillac Championship	T34	72-77-71-74	294	+6	68,500
2015 Cadillac Championship	T23	76-72-72-70	290	+2	83,000
2016 Cadillac Championship	T35	70-81-68-73	292	+4	72,500
2017 Mexico Championship	T25	72-72-66-71	281	-3	81,000
					305,000
HSBC Champions					
2014 HSBC Champions					W/D
2015 HSBC Champions	T41	74-69-73-75	291	+3	56,000
2016 HSBC Champions					W/D
2017 HSBC Champions	1	66-65-68-66	265	-23	1,620,000
2018 HSBC Champions	T50	74-74-72-72	292	+4	51,875
					1,727,875
TOTAL					\$4,412,512



RORY MCILROY

Northern Ireland



HEIGHT: 5-10
WEIGHT: 160
BIRTHDATE: May 4, 1989
BIRTHPLACE: Holywood, Northern Ireland
RESIDENCE: Holywood, Northern Ireland
TURNED PROFESSIONAL: 2007

PGA TOUR VICTORIES (13): **2010** Quail Hollow Championship, **2011** U.S. Open, **2012** The Honda Classic, PGA Championship, Deutsche Bank Championship, BMW Championship, **2014** The Open Championship, Bridgestone Invitational, PGA Championship, **2015** Cadillac Match Play, Wells Fargo Championship, **2016** Deutsche Bank Championship, TOUR Championship.

INTERNATIONAL VICTORIES (9): **2009** Dubai Desert Classic [Eur], **2011** Shanghai Masters, UBS Hong Kong Open [Eur], **2012** DP World Tour Championship [Eur], **2013** Emirates Australian Open [Aus], **2014** BMW PGA Championship [Eur], **2015** Omega Dubai Desert Classic [Eur], DP World Tour Championship [Eur], **2016** Dubai Duty Free Irish Open Hosted by the Rory Foundation [Eur].

WORLD GOLF CHAMPIONSHIPS CAREER SUMMARY

Tournament	Position	Score	Total Score	Total Par	Money
Dell Technologies Match Play (22-8-1)					
2009 Accenture Match Play Championship R1: beat Louis Oosthuizen, 2 and 1 R2: beat Hunter Mahan, 1-up R3: beat Tim Clark, 4 and 3 QF: lost to Geoff Ogilvy, 2 and 1	T5				\$270,000
2010 Accenture Match Play Championship R1: beat Kevin Na, 1-up R2: lost to Oliver Wilson, 20 holes	T17				95,000
2011 Accenture Match Play Championship R1: beat Jonathan Byrd, 4 and 2 R2: lost to Ben Crane, 8 and 7	T17				95,000
2012 Accenture Match Play Championship R1: beat George Coetzee, 1-up R2: beat Anders Hansen, 3 and 2 R3: beat Miguel Angel Jimenez, 3 and 1 QF: beat Sangmoon Bae, 3 and 2 SF: beat Lee Westwood, 3 and 1 Championship Match: lost to Hunter Mahan, 2 and 1	2				850,000
2013 Accenture Match Play Championship R1: lost to Shane Lowry, 1-down	T33				46,000
2014 Accenture Match Play Championship R1: beat Boo Weekley, 3 and 2 R2: lost to Harris English, 19 holes	T17				99,000
2015 Cadillac Match Play G1: beat Jason Dufner, 5 and 4 G2: beat Brandt Snedeker, 2 Up G3: beat Billy Horschel, 20 holes R4: beat Hideki Matsuyama, 6 and 5 QF: beat Paul Casey, 22 holes SF: beat Jim Furyk, 1 Up Championship Match: beat Gary Woodland, 4 and 2	1				1,570,000
2016 Dell Match Play G1: beat Thorbjorn Olesen, 1 Up G2: beat Smylie Kaufman, 3 and 1 G3: Kevin Na, Halved R4: beat Zach Johnson, 1 Up QF: beat Chris Kirk, 4 and 3 SF: lost to Jason Day, 1 Up Consolation: lost to Rafa Cabrera Bello, 3 and 2	4				530,000
2017 Dell Technologies Match Play G1: lost to Soren Kjeldsen, 2 and 1 G2: beat Gary Woodland, G3: Emiliano Grillo, Halved	T30				74,000
					3,629,000
Bridgestone Invitational					
2009 Bridgestone Invitational	T68	75-70-71-74	290	+10	39,250
2010 Bridgestone Invitational	T9	68-69-69-69	275	-5	125,833
2011 Bridgestone Invitational	T6	68-68-67-67	270	-10	215,000
2012 Bridgestone Invitational	T5	70-67-67-68	272	-8	276,500
2013 Bridgestone Invitational	T27	70-71-69-72	282	+2	73,500
2014 Bridgestone Invitational	1	69-64-66-66	265	-15	1,530,000
2017 Bridgestone Invitational	T5	67-69-68-69	273	-7	268,500
					2,528,583
Mexico Championship					
2009 CA Championship	T20	68-66-72-73	279	-9	80,142
2010 CA Championship	T65	76-73-73-73	295	+7	40,625
2011 Cadillac Championship	T10	68-69-69-74	280	-8	129,000
2012 Cadillac Championship	3	73-69-65-67	274	-14	516,000
2013 Cadillac Championship	T8	73-69-71-65	278	-10	163,750
2014 Cadillac Championship	T25	70-74-75-74	293	+5	76,000
2015 Cadillac Championship	T9	73-70-72-72	287	-1	163,333
2016 Cadillac Championship	T3	71-65-68-74	278	-10	483,000
2017 Mexico Championship	T7	68-65-70-71	274	-10	211,666
					1,863,517
HSBC Champions					
2009 HSBC Champions	4	73-68-70-63	274	-14	315,000
2010 HSBC Champions	5	71-71-71-67	280	-8	250,000
2011 HSBC Champions	T4	70-69-65-69	273	-15	258,333
2014 HSBC Champions	T6	65-72-67-69	273	-15	231,500
2016 HSBC Champions	T11	68-72-68-66	274	-14	106,166
2017 HSBC Champions	T4	71-66-70-66	273	-15	372,000
					1,533,000
			TOTAL		\$9,554,100



PHIL MICKELSON

United States



HEIGHT: 6-3
WEIGHT: 200
BIRTHDATE: June 16, 1970
BIRTHPLACE: San Diego, California
RESIDENCE: Rancho Santa Fe, California
TURNED PROFESSIONAL: 1992

PGA TOUR VICTORIES (43): 1991 Northern Telecom Open. 1993 Buick Invitational of California, The International. 1994 Mercedes Championships. 1995 Northern Telecom Open. 1996 Nortel Open, Phoenix Open, GTE Byron Nelson Golf Classic, NEC World Series of Golf. 1997 Bay Hill Invitational, Sprint International. 1998 Mercedes Championships, AT&T Pebble Beach National Pro-Am. 2000 Buick Invitational, BellSouth Classic, MasterCard Colonial, THE TOUR Championship. 2001 Buick Invitational, Canon Greater Hartford Open. 2002 Bob Hope Chrysler Classic, Canon Greater Hartford Open. 2004 Bob Hope Chrysler Classic, Masters Tournament. 2005 FBR Open, AT&T Pebble Beach National Pro-Am, BellSouth Classic, PGA Championship. 2006 BellSouth Classic, Masters Tournament. 2007 AT&T Pebble Beach National Pro-Am, THE PLAYERS Championship, Deutsche Bank Championship. 2008 Northern Trust Open, Crowne Plaza Invitational at Colonial. 2009 Northern Trust Open, CA Championship, THE TOUR Championship presented by Coca-Cola. 2010 Masters Tournament. 2011 Shell Houston Open. 2012 AT&T Pebble Beach National Pro-Am. 2013 Waste Management Phoenix Open, The Open Championship. 2018 WGC-Mexico Championship.

INTERNATIONAL VICTORIES (4): 1993 Tournoi Perrier de Paris [EurChall]. 2007 HSBC Champions [Eur]. 2009 HSBC Champions [Eur]. 2013 Scottish Open [Eur].

OTHER VICTORIES: (3): 2001 Tylenol Par-3 Shootout at Treetops Resort. 2004 Telus Skins Game, PGA Grand Slam of Golf.

WORLD GOLF CHAMPIONSHIPS CAREER SUMMARY

Tournament	Position	Score	Total Score	Total Par	Money
Dell Technologies Match Play (22-13-)					
1999 Accenture Match Play Championship R1: beat Naomichi Ozaki, 3 and 2 R2: beat Lee Janzen, 2 and 1 R3: lost to Eduardo Romero, 2 and 1	T9				\$75,000
2000 Accenture Match Play Championship R1: lost to Billy Mayfair, 20 holes	T33				25,000
2002 Accenture Match Play Championship R1: lost to John Cook, 3 and 2	T33				27,500
2003 Accenture Match Play Championship R1: beat Robert Karlsson, 1-up R2: beat Brad Faxon, 3 and 2 R3: lost to Jerry Kelly, 3 and 2	T9				95,000
2004 Accenture Match Play Championship R1: beat Lee Westwood, 3 and 1 R2: beat Ben Curtis, 7 and 6 R3: beat Chris DiMarco, 3 and 2 QF: lost to Davis Love III, 1-down	T5				225,000
2005 Accenture Match Play Championship R1: beat Loren Roberts, 3 and 1 R2: beat Angel Cabrera, 4 and 3 R3: lost to David Toms, 4 and 2	T9				125,000
2006 Accenture Match Play Championship R1: beat Charles Howell III, 1-up R2: beat John Daly, 2 and 1 R3: lost to David Howell, 3 and 1	T9				125,000
2007 Accenture Match Play Championship R1: beat Richard Green, 1-up R2: lost to Justin Rose, 3 and 1	T17				90,000
2008 Accenture Match Play Championship R1: beat Pat Perez, 1-up R2: lost to Stuart Appleby, 2 and 1	T17				90,000
2009 Accenture Match Play Championship R1: beat Angel Cabrera, 19 holes R2: beat Zach Johnson, 1-up R3: lost to Stewart Cink, 1-down	T9				140,000
2011 Accenture Match Play Championship R1: beat Brendan Jones, 6 and 5 R2: lost to Rickie Fowler, 6 and 5	T17				95,000
2016 Dell Match Play G1: beat Matthew Fitzpatrick, 5 and 4 G2: beat Daniel Berger, 1 Up G3: lost to Patrick Reed, 5 and 4	T18				90,900
2017 Dell Technologies Match Play G1: beat Si Woo Kim, 5 and 3 G2: beat Daniel Berger, 5 and 4 G3: beat J.B. Holmes, 6 and 5 R4: beat Marc Leishman, 4 and 3 QF: lost to Bill Haas, 2 and 1	T5				298,000
					1,501,400
Bridgestone Invitational					
1999 NEC Invitational	2	69-67-70-65	271	-9	510,000
2000 NEC Invitational	14	66-66-69-70	271	-9	243,333
2001 NEC Invitational	18	67-66-70-72	275	-5	147,500
2002 NEC Invitational	19	66-69-71-71	277	-7	105,000
2003 NEC Invitational	T23	68-73-70-70	281	+1	48,000
2004 NEC Invitational	T43	70-75-68-72	285	+5	43,000
2005 NEC Invitational	T51	69-72-75-74	290	+10	40,250
2006 Bridgestone Invitational	T54	74-74-68-73	289	+9	39,500
2007 Bridgestone Invitational	T46	74-72-74-73	293	+13	44,500
2008 Bridgestone Invitational	T4	68-66-68-70	272	-8	310,000
2009 Bridgestone Invitational	T58	70-69-75-73	287	+7	44,250
2010 Bridgestone Invitational	T46	66-68-71-78	283	+3	50,214
2011 Bridgestone Invitational	T48	67-73-71-72	283	+3	49,300
2012 Bridgestone Invitational	T43	71-69-73-71	284	+4	56,500
2013 Bridgestone Invitational	T21	72-71-67-71	281	+1	81,166
2014 Bridgestone Invitational	T15	71-73-69-62	275	-5	97,500
2015 Bridgestone Invitational	T63	76-70-71-74	291	+11	43,875
2016 Bridgestone Invitational	T27	73-70-73-68	284	+4	80,666
2017 Bridgestone Invitational	T39	71-72-72-67	282	+2	65,500
					2,100,055
Mexico Championship					
1999 American Express Championship	T40	69-71-77-78	295	+11	32,250
2002 American Express Championship	T23	70-72-71-64	277	-11	52,500
2003 American Express Championship	T38	73-77-70-71	291	+11	38,500
2005 American Express Championship	T29	71-69-73-68	281	+1	60,000
2007 CA Championship	T23	77-72-70-69	288	E	74,000
2008 CA Championship	T20	67-74-70-69	280	-8	75,000
2009 CA Championship	1	65-66-69-69	269	-19	1,400,000
2010 CA Championship	T14	71-69-72-68	280	-8	107,500
2011 Cadillac Championship	T55	73-71-72-76	292	+4	45,500
2012 Cadillac Championship	T43	72-71-71-71	285	-3	55,500
2013 Cadillac Championship	T3	67-67-69-71	274	-14	417,500
2014 Cadillac Championship	T16	74-75-69-74	292	+4	90,666
2015 Cadillac Championship	T31	74-74-71-72	291	+3	72,000
2016 Cadillac Championship	5	67-72-70-70	279	-9	342,000
2017 Mexico Championship	T7	67-68-68-71	274	-10	211,666
2018 Mexico Championship	1	69-68-65-66	268	-16	1,700,000
					4,774,583

HSBC Champions

2009 HSBC Champions	1	69-66-67-69	271	-17	1,200,000
2010 HSBC Champions	T41	69-71-76-73	289	+1	44,000
2012 HSBC Champions	T2	66-69-66-68	269	-19	417,500
2014 HSBC Champions	T4	71-68-72-65	276	-12	100,000
2018 HSBC Champions	T15	71-72-74-67	284	-4	107,900
					1,869,400
					TOTAL \$10,245.43



YUSAKU MIYAZATO (you-SOCK-oh MY-yuh-ZAW-toe)

Japan



HEIGHT: 5-7
WEIGHT: 150
BIRTHDATE: June 19, 1980
BIRTHPLACE: Okinawa, Japan
RESIDENCE: Okinawa, Japan
TURNED PROFESSIONAL: 2003

BEST PGA TOUR CAREER FINISH: T21—2006 Reno-Tahoe Open.

INTERNATIONAL VICTORIES (4): 2017 The Crowns [Jpn], Japan PGA Championship Nissin Cupnoodles Cup [Jpn], Honma TourWorld Cup, Golf Nippon Series JT Cup [Jpn].

WORLD GOLF CHAMPIONSHIPS CAREER SUMMARY

Tournament	Position	Score	Total Score	Total Par	Money
Mexico Championship					
2016 Cadillac Championship	T61	76-73-74-80	303	+15	\$49,750
2018 Mexico Championship	T60	77-72-74-70	293	+9	53,500
					103,250
			TOTAL		\$103,250



FRANCESCO MOLINARI (maw-LIN-air-ee)

Italy

HEIGHT: 5-8
WEIGHT: 159
BIRTHDATE: November 8, 1982
BIRTHPLACE: Turin, Italy
RESIDENCE: London, England
TURNED PROFESSIONAL: 2004

BEST PGA TOUR CAREER FINISH: T2—2017 PGA Championship.

INTERNATIONAL VICTORIES (4): 2006 Telecom Italia Open [Eur]. 2010 HSBC Champions [Eur]. 2012 Open de Espana [Eur]. 2016 Italian Open [Eur].

OTHER VICTORIES: (1): 2009 OMEGA Mission Hills World Cup [with Edoardo Molinari].

WORLD GOLF CHAMPIONSHIPS CAREER SUMMARY

Tournament	Position	Score	Total Score	Total Par	Money
Dell Technologies Match Play (2-10-)					
2010 Accenture Match Play Championship R1: lost to Zach Johnson, 21 holes	T33				\$45,000
2011 Accenture Match Play Championship R1: lost to Ryan Moore, 3 and 1	T33				45,000
2012 Accenture Match Play Championship R1: beat Thomas Bjorn, 20 holes R2: lost to Dustin Johnson, 7 and 5	T17				95,000
2013 Accenture Match Play Championship R1: lost to Gonzalo Fdez-Castano, 1-down	T33				46,000
2014 Accenture Match Play Championship R1: lost to Thomas Bjorn, 2 and 1	T33				48,000
2015 Cadillac Match Play G1: beat Adam Scott, 5 and 4 G2: lost to Chris Kirk, 2 and 1 G3: lost to Paul Casey, 1 Up	T34				63,500
2017 Dell Technologies Match Play G1: lost to Bernd Wiesberger, 2 Up G2: lost to Thongchai Jaidee, 5 and 3 G3: lost to Alex Noren, WD					392,000
Bridgestone Invitational					
2010 Bridgestone Invitational	T39	70-72-71-68	281	+1	58,000
2011 Bridgestone Invitational	T15	73-64-68-69	274	-6	95,500
2012 Bridgestone Invitational	T40	74-70-69-70	283	+3	59,000
2013 Bridgestone Invitational	T44	70-70-72-74	286	+6	57,500
2014 Bridgestone Invitational	T31	67-70-73-69	279	-1	69,500
2015 Bridgestone Invitational	T61	69-74-74-73	290	+10	44,625
2017 Bridgestone Invitational	T24	71-73-69-65	278	-2	82,000
					466,125
Mexico Championship					
2010 CA Championship	T14	69-71-72-68	280	-8	107,500
2011 Cadillac Championship	T3	68-68-70-69	275	-13	465,000
2012 Cadillac Championship	T13	75-68-71-65	279	-9	101,000
2013 Cadillac Championship	T28	78-66-72-69	285	-3	75,000
2014 Cadillac Championship	T25	69-75-76-73	293	+5	76,000
2017 Mexico Championship	T20	71-72-70-66	279	-5	91,333
2018 Mexico Championship	T25	71-70-70-68	279	-5	95,250
					1,011,083
HSBC Champions					
2009 HSBC Champions	T10	73-67-70-68	278	-10	99,571
2010 HSBC Champions	1	65-70-67-67	269	-19	1,200,000
2011 HSBC Champions	T23	70-70-71-71	282	-6	62,500
2012 HSBC Champions	T39	74-69-74-68	285	-3	47,000
2014 HSBC Champions	T21	72-69-70-70	281	-7	75,100
2017 HSBC Champions	T6	67-69-68-70	274	-14	235,333
2018 HSBC Champions	T46	77-71-72-71	291	+3	57,500
					1,777,004
			TOTAL		\$3,646,212



KEVIN NA (NAH)

United States 

HEIGHT: 5-11
WEIGHT: 167
BIRTHDATE: September 15, 1983
BIRTHPLACE: Seoul, South Korea
RESIDENCE: Las Vegas, Nevada
TURNED PROFESSIONAL: 2001

PGA TOUR VICTORIES (1): 2011 Justin Timberlake Shriners Hospitals for Children Open.

WEB.COM TOUR VICTORIES (1): 2006 Mark Christopher Charity Classic Pres'd by County of San Bernardino.

INTERNATIONAL VICTORIES (1): 2002 Volvo Masters of Asia [Asia].

OTHER VICTORIES: (1): 2002 Long Beach Open.

WORLD GOLF CHAMPIONSHIPS CAREER SUMMARY

Tournament	Position	Score	Total Score	Total Par	Money
Dell Technologies Match Play (3-4-1)					
2010 Accenture Match Play Championship R1: lost to Rory McIlroy, 1-down	T33				\$45,000
2012 Accenture Match Play Championship R1: lost to Steve Stricker, 2 and 1	T33				45,000
2015 Cadillac Match Play G1: lost to Joost Luiten, 19 holes G2: beat Alexander Levy, 3 and 1 G3: lost to Hideki Matsuyama, 5 and 4	T34				63,500
2016 Dell Technologies Match Play G1: beat Smylie Kaufman, 2 and 1 G2: beat Thorbjorn Olesen, 3 and 2 G3: Rory McIlroy, Halved	17				112,000
2017 Dell Technologies Match Play G1: beat Matthew Fitzpatrick, 5 and 4 G2: beat Justin Thomas, 4 and 2 G3: lost to Chris Wood, 2 and 1 R4: lost to Bill Haas, 1 Up	T9				158,000
					423,500
Bridgestone Invitational					
2003 NEC Invitational	T71	71-80-69-73	293	+13	23,375
2012 Bridgestone Invitational	T63	72-76-72-69	289	+9	43,500
2014 Bridgestone Invitational	T23	71-73-66-67	277	-3	82,000
2015 Bridgestone Invitational	T15	69-70-71-68	278	-2	109,000
2016 Bridgestone Invitational	T27	71-69-71-73	284	+4	80,666
					338,541
Mexico Championship					
2010 CA Championship	T50	78-70-70-70	288	E	50,500
2011 Cadillac Championship	T35	74-75-69-69	287	-1	65,500
2015 Cadillac Championship	T9	74-71-71-71	287	-1	163,333
2016 Cadillac Championship	T35	72-72-75-73	292	+4	72,500
2017 Mexico Championship	T52	75-70-70-72	287	+3	52,000
					403,833
HSBC Champions					
2015 HSBC Champions	T20	71-68-79-67	285	-3	81,000
2016 HSBC Champions	57	72-72-72-71	287	-1	46,500
2017 HSBC Champions	T54	75-71-73-74	293	+5	49,250
					176,750
			TOTAL		\$1,342,624



ALEX NOREN (NOR-en)

Sweden




HEIGHT: 5-11
WEIGHT: 165
BIRTHDATE: July 12, 1982
BIRTHPLACE: Stockholm, Sweden
RESIDENCE: Monaco
TURNED PROFESSIONAL: 2005

BEST PGA TOUR CAREER FINISH: T2—2018 Farmers Insurance Open.

INTERNATIONAL VICTORIES (10): 2006 Rolex Trophy [EurChall]. 2009 Omega European Masters [Eur]. 2011 Saab Wales Open [Eur], Nordea Masters [Eur]. 2015 Nordea Masters [Eur]. 2016 Aberdeen Asset Management Scottish Open [Eur], Omega European Masters [Eur], British Masters [Eur], Nedbank Golf Challenge [Eur]. 2017 BMW PGA Championship [Eur]

WORLD GOLF CHAMPIONSHIPS CAREER SUMMARY

Tournament	Position	Score	Total Score	Total Par	Money
Dell Technologies Match Play (5-3-)					
2010 Accenture Match Play Championship R1: lost to Geoff Ogilvy, 7 and 5	T33				\$45,000
2013 Accenture Match Play Championship R1: beat Dustin Johnson, 6 and 4 R2: lost to Graeme McDowell, 20 holes	T17				96,000
2017 Dell Technologies Match Play G1: beat Thongchai Jaidee, 3 and 2 G2: beat Bernd Wiesberger, 3 and 2 G3: beat Francesco Molinari, R4: beat Brooks Koepka, 2 and 1 QF: lost to Dustin Johnson, 3 and 2	T5				298,000
					439,000
Bridgestone Invitational					
2010 Bridgestone Invitational	T53	69-69-70-76	284	+4	47,250
2011 Bridgestone Invitational	T53	69-73-70-72	284	+4	46,500
2017 Bridgestone Invitational	T28	69-68-74-68	279	-1	73,562
					167,312
Mexico Championship					
2012 Cadillac Championship	69	74-75-72-76	297	+9	38,500
2013 Cadillac Championship	T20	69-70-72-71	282	-6	88,000
2015 Cadillac Championship	T56	73-77-74-74	298	+10	48,000
2017 Mexico Championship	T55	76-71-72-69	288	+4	50,000
2018 Mexico Championship	T14	69-70-71-66	276	-8	126,500
					351,000
HSBC Champions					
2009 HSBC Champions	T19	70-71-71-68	280	-8	72,000
2011 HSBC Champions	T49	67-75-70-77	289	+1	38,000
2016 HSBC Champions	T54	70-76-66-74	286	-2	47,500
2017 HSBC Champions	T12	68-72-70-68	278	-10	134,000
2018 HSBC Champions	T31	72-72-72-71	287	-1	72,000
					363,500
			TOTAL		\$1,320,812



LOUIS OOSTHUIZEN (LOU-wee OOST-haze-un)

South Africa



HEIGHT: 5-10
WEIGHT: 180
BIRTHDATE: October 19, 1982
BIRTHPLACE: Mossel Bay, South Africa
RESIDENCE: Pinnacle Point, South Africa
TURNED PROFESSIONAL: 2002

PGA TOUR VICTORIES (1): **2010** The Open Championship.

INTERNATIONAL VICTORIES (12): **2004** Vodacom Origins of Golf-Arabella [SAf]. **2007** Platinum Classic [SAf], Dimension Data Pro-Am [SAf], Telkom PGA Championship [SAf], **2008** Telkom PGA Championship [SAf]. **2010** Open de Golf de Andalucia [Eur]. **2011** Africa Open [Eur]. **2012** Africa Open [Eur], Maybank Malaysian Open [Eur]. **2013** Volvo Golf Champions [Eur]. **2014** Volvo Golf Champions [Eur]. **2016** ISPS HANDA Perth International [Eur].

WORLD GOLF CHAMPIONSHIPS CAREER SUMMARY

Tournament	Position	Score	Total Score	Total Par	Money
Dell Technologies Match Play (17-8-)					
2009 Accenture Match Play Championship R1: lost to Rory McIlroy, 2 and 1	T33				\$45,000
2011 Accenture Match Play Championship R1: lost to Bo Van Pelt, 1-down	T33				45,000
2012 Accenture Match Play Championship R1: beat Aaron Baddeley, 2 and 1 R2: lost to Steve Stricker, 1-down	T17				95,000
2013 Accenture Match Play Championship R1: beat Richie Ramsay, 2 and 1 R2: lost to Robert Garrigus, 3 and 2	T17				96,000
2014 Accenture Match Play Championship R1: beat Nick Watney, 1-up R2: beat Henrik Stenson, 4 and 3 R3: beat Webb Simpson, 5 and 4 QF: lost to Jason Day, 2 and 1	T5				280,000
2015 Cadillac Match Play G1: beat Keegan Bradley, 6 and 5 G2: beat Miguel Angel Jimenez, 2 Up G3: beat Bubba Watson, 19 holes R4: beat Rickie Fowler, 1 Up QF: lost to Jim Furyk, 4 and 2	T5				285,000
2016 Dell Match Play G1: beat Matt Jones, 2 and 1 G2: beat Bernd Wiesberger, 2 and 1 G3: beat Andy Sullivan, 4 and 2 R4: beat Jordan Spieth, 4 and 2 QF: beat Dustin Johnson, 2 and 1 SF: beat Rafa Cabrera Bello, 4 and 3 Championship Match: lost to Jason Day, 5 and 4	2				1,018,000
2017 Dell Technologies Match Play G1: beat Ross Fisher, 4 and 3 G2: lost to Jim Furyk, 3 and 2 G3: beat Hideki Matsuyama, 6 and 4	T17				93,307
					1,957,307
Bridgestone Invitational					
2010 Bridgestone Invitational	T9	72-70-68-65	275	-5	125,833
2011 Bridgestone Invitational	T37	71-71-70-69	281	+1	58,500
2012 Bridgestone Invitational	4	67-65-68-69	269	-11	365,000
2014 Bridgestone Invitational	61	75-73-67-75	290	+10	45,500
2015 Bridgestone Invitational	T42	72-70-72-70	284	+4	59,000
2016 Bridgestone Invitational	T21	71-76-67-69	283	+3	91,000
2017 Bridgestone Invitational	T50	74-72-67-73	286	+6	51,250
					796,083
Mexico Championship					
2006 American Express Championship	T32	71-70-72-69	282	-2	61,000
2007 CA Championship	T50	74-75-77-69	295	+7	45,000
2008 CA Championship	T68	74-72-70-77	293	+5	37,625
2009 CA Championship	T20	67-69-73-70	279	-9	80,142
2011 Cadillac Championship	T18	71-73-67-71	282	-6	89,000
2012 Cadillac Championship	T60	77-70-74-72	293	+5	42,000
2013 Cadillac Championship	T33	70-75-69-72	286	-2	71,500
2014 Cadillac Championship	T40	72-78-71-74	295	+7	63,500
2015 Cadillac Championship	6	71-74-67-73	285	-3	270,000
2016 Cadillac Championship	T14	74-70-69-73	286	-2	120,000
2017 Mexico Championship	T48	73-72-73-68	286	+2	55,500
2018 Mexico Championship	T30	64-71-76-71	282	-2	81,428
					1,016,696
HSBC Champions					
2010 HSBC Champions	T72	69-80-80-72	301	+13	27,750
2011 HSBC Champions	T7	71-63-68-72	274	-14	155,000
2012 HSBC Champions	T6	65-63-70-72	270	-18	190,000
2014 HSBC Champions	T15	70-70-70-67	277	-11	93,500
2015 HSBC Champions	T14	70-70-72-72	284	-4	89,833
2016 HSBC Champions	T44	68-69-73-73	283	-5	55,500
2017 HSBC Champions	T45	71-75-69-74	289	+1	58,500
					670,083
			TOTAL		\$4,440,169



PAT PEREZ

United States



HEIGHT: 6-0
WEIGHT: 190
BIRTHDATE: March 1, 1976
BIRTHPLACE: Phoenix, Arizona
RESIDENCE: Scottsdale, Arizona
TURNED PROFESSIONAL: 1997

PGA TOUR VICTORIES (3): **2009** The 50th Bob Hope Classic hosted by Arnold Palmer. **2017** OHL Classic at Mayakoba. **2018** CIMB Classic.

WEB.COM TOUR VICTORIES (1): **2000** Ozarks Open.

OTHER VICTORIES: (1): **2002** Champions Challenge [with John Daly].

WORLD GOLF CHAMPIONSHIPS CAREER SUMMARY

Tournament	Position	Score	Total Score	Total Par	Money
Dell Technologies Match Play (3-3-)					
2008 Accenture Match Play Championship R1: lost to Phil Mickelson, 1-down	T33				\$40,000
2009 Accenture Match Play Championship R1: beat Padraig Harrington, 1-up R2: lost to Ross Fisher, 6 and 5	T17				95,000
2017 Dell Technologies Match Play G1: beat Jason Day, WD G2: beat Marc Leishman, 2 and 1 G3: lost to Lee Westwood, 2 and 1	T17				93,307
					228,307
Bridgestone Invitational					
2009 Bridgestone Invitational	T22	70-72-66-72	280	E	74,428
2017 Bridgestone Invitational	69	72-75-75-68	290	+10	45,250
					119,678
Mexico Championship					
2009 CA Championship	T35	70-68-72-73	283	-5	64,000
2017 Mexico Championship	T38	68-71-74-71	284	E	64,000
2018 Mexico Championship	T20	68-67-68-75	278	-6	104,300
					232,300
HSBC Champions					
2009 HSBC Champions	T10	68-69-75-66	278	-10	99,571
2018 HSBC Champions	T24	72-69-76-69	286	-2	79,500
					179,071
			TOTAL		\$759,356



THOMAS PIETERS

Belgium



HEIGHT: 6-5
WEIGHT: 187
BIRTHDATE: January 27, 1992
BIRTHPLACE: Antwerp, Belgium
RESIDENCE: Antwerp, Belgium
TURNED PROFESSIONAL: 2013

BEST PGA TOUR CAREER FINISH: T2—2017 Genesis Open.

INTERNATIONAL VICTORIES (3): **2015** D+D Real Czech Masters [Eur], KLM Open [Eur]. **2016** Made in Denmark [Eur]

WORLD GOLF CHAMPIONSHIPS CAREER SUMMARY

Tournament	Position	Score	Total Score	Total Par	Money
Dell Technologies Match Play (2-2-2)					
2016 Dell Match Play G1: Adam Scott, Halved G2: lost to Bill Haas, 4 and 2 G3: beat Chris Wood, 3 and 2	T28				\$74,500
2017 Dell Technologies Match Play G1: beat Scott Piercy, 3 and 2 G2: lost to Jhonattan Vegas, 3 and 1 G3: Bubba Watson, Halved	T30				74,000
					148,500
Bridgestone Invitational					
2017 Bridgestone Invitational	4	65-70-66-71	272	-8	422,000
					422,000
Mexico Championship					
2017 Mexico Championship	T5	68-69-68-68	273	-11	312,500
2018 Mexico Championship	T37	69-68-74-72	283	-1	73,000
					385,500
HSBC Champions					
2016 HSBC Champions	T23	67-71-71-69	278	-10	75,750
2017 HSBC Champions	T14	71-70-66-72	279	-9	118,500
2018 HSBC Champions	T71	75-79-69-76	299	+11	44,625
					238,875
			TOTAL		\$1,194,875



IAN POULTER

England



HEIGHT: 6-1
WEIGHT: 189
BIRTHDATE: January 10, 1976
BIRTHPLACE: Stevenage, England
RESIDENCE: Buckinghamshire, England; Orlando, Florida
TURNED PROFESSIONAL: 1995

PGA TOUR VICTORIES (2): **2010** World Golf Championships-Accenture Match Play Championship. **2012** World Golf Championships-HSBC Champions.

INTERNATIONAL VICTORIES (13): **1999** Open de Cote d'Ivoire [Eur/Chall]. **2000** Italian Open [Eur]. **2001** Moroccan Open [Eur]. **2002** Italian Open [Eur]. **2003** Celtic Manor Resort Wales Open [Eur]. Nordic Open [Eur]. **2004** Volvo Masters Andalucia [Eur]. **2006** Open de Madrid Masters [Eur]. **2007** Dunlop Phoenix [Jpn]. **2009** Barclays Singapore Open [Eur]. **2010** UBS Hong Kong Open [Eur]. **2011** Volvo World Match Play Championship [Eur], JBWere Masters [Aus].

OTHER VICTORIES (1): **2010** Shark Shootout [with Dustin Johnson].

WORLD GOLF CHAMPIONSHIPS CAREER SUMMARY

Tournament	Position	Score	Total Score	Total Par	Money
Dell Technologies Match Play (23-14-)					
2004 Accenture Match Play Championship	T5				\$225,000
R1: beat Chris Riley, 1-up R2: beat Duffy Waldorf, 7 and 5 R3: beat John Huston, 2 and 1 QF: lost to Stephen Leaney, 1-down					
2005 Accenture Match Play Championship	4				450,000
R1: beat Jim Furyk, 3 and 1 R2: beat Stuart Appleby, 6 and 5 R3: beat Rory Sabbatini, 1-up QF: beat Nick O'Hern, 3 and 1 SF: lost to David Toms, 3 and 2 Consolation: lost to Retief Goosen, 20 holes					
2006 Accenture Match Play Championship	T33				35,000
R1: lost to David Toms, 19 holes					
2007 Accenture Match Play Championship	T9				130,000
R1: beat Bart Bryant, 5 and 4 R2: beat Bradley Dredge, 3 and 1 R3: lost to Trevor Immelman, 2 and 1					
2008 Accenture Match Play Championship	T17				90,000
R1: beat Soren Hansen, 2 and 1 R2: lost to K.J. Choi, 19 holes					
2009 Accenture Match Play Championship	T9				140,000
R1: beat Jeev Milkha Singh, 4 and 3 R2: beat Charl Schwartzel, 1-up R3: lost to Sean O'Hair, 2 and 1					
2010 Accenture Match Play Championship	1				1,400,000
R1: beat Justin Leonard, 19 holes R2: beat Adam Scott, 2 and 1 R3: beat Jeev Milkha Singh, 5 and 4 QF: beat Thongchai Jaidee, 1-up SF: beat Sergio Garcia, 7 and 6 Championship Match: beat Paul Casey, 4 and 2					
2011 Accenture Match Play Championship	T33				45,000
R1: lost to Stewart Cink, 19 holes					
2012 Accenture Match Play Championship	T33				45,000
R1: lost to Sangmoon Bae, 4 and 3					
2013 Accenture Match Play Championship	4				500,000
R1: beat Stephen Gallacher, 2 and 1 R2: beat Bo Van Pelt, 3 and 1 R3: beat Tim Clark, 5 and 3 QF: beat Steve Stricker, 3 and 2 SF: lost to Hunter Mahan, 4 and 3 Consolation: lost to Jason Day, 1-down					
2014 Accenture Match Play Championship	T33				48,000
R1: lost to Rickie Fowler, 2 and 1					
2015 World Golf Championships-Cadillac Match Play	T34				63,500
G1: lost to Webb Simpson, 3 and 2 G2: lost to Gary Woodland, 3 and 2 G3: beat Jimmy Walker, 4 and 2					
					3,171,500
Bridgestone Invitational					
2001 NEC Invitational	T13	67-72-69-70	278	-2	100,500
2003 NEC Invitational	T33	73-68-67-75	283	+3	38,583
2005 NEC Invitational	T33	73-69-69-74	285	+5	56,000
2006 Bridgestone Invitational	T13	71-71-67-68	277	-3	95,000
2007 Bridgestone Invitational	T30	71-73-74-70	288	+8	58,000
2008 Bridgestone Invitational	T16	70-68-69-71	278	-2	82,625
2009 Bridgestone Invitational	T15	67-74-67-70	278	-2	91,125
2010 Bridgestone Invitational	T65	72-70-77-70	289	+9	40,750
2011 Bridgestone Invitational	T68	71-69-80-72	292	+12	39,250
2012 Bridgestone Invitational	T29	74-69-69-69	281	+1	68,000
2013 Bridgestone Invitational	T19	69-72-69-70	280	E	89,000
2014 Bridgestone Invitational	T52	73-73-70-71	287	+7	49,625
2015 Bridgestone Invitational	T17	68-72-65-74	279	-1	88,500
					896,958

Mexico Championship					
2003 AmEx Championship	T44	73-74-68-78	293	+13	34,250
2005 AmEx Championship	T18	67-70-72-70	279	-1	77,000
2006 AmEx Championship	T2	64-71-68-66	269	-15	610,000
2007 CA Championship	T16	73-68-75-70	286	-2	87,333
2008 CA Championship	T57	71-72-72-73	288	E	42,250
2009 CA Championship	T13	69-67-73-69	278	-10	97,142
2010 CA Championship	T37	72-78-72-64	286	-2	62,500
2011 Cadillac Championship	T45	73-70-74-73	290	+2	55,500
2012 Cadillac Championship	T60	76-77-71-69	293	+5	42,000
2013 Cadillac Championship	T28	68-70-72-75	285	-3	75,000
2014 Cadillac Championship	T52	71-78-73-78	300	+12	52,500
2015 Cadillac Championship	T49	74-78-71-72	295	+7	55,000
					1,290,476
HSBC Champion					
2009 HSBC Champions	T45	72-69-79-68	288	E	40,333
2010 HSBC Champions	T13	70-70-73-69	282	-6	90,000
2011 HSBC Champions	T13	70-68-69-71	278	-10	90,000
2012 HSBC Champions	1	69-68-65-65	267	-21	1,200,000
2014 HSBC Champions	2	71-67-63-66	267	-21	850,000
2015 HSBC Champions	T6	70-67-72-71	280	-8	213,666
2016 HSBC Champions	T30	72-71-70-67	280	-8	68,000
					2,552,000
TOTAL					\$7,910,934



JON RAHM

Spain



HEIGHT: 6-2
WEIGHT: 220
BIRTHDATE: November 10, 1994
BIRTHPLACE: Barrika, Spain
RESIDENCE: Scottsdale, Arizona
TURNED PROFESSIONAL: 2016

PGA TOUR VICTORIES (2): 2017 Farmers Insurance Open. 2018 CareerBuilder Challenge.

INTERNATIONAL VICTORIES (2): 2017 Dubai Duty Free Irish Open hosted by the Rory Foundation [Eur], DP World Tour Championship [Eur].

WORLD GOLF CHAMPIONSHIPS CAREER SUMMARY

Tournament	Position	Score	Total Score	Total Par	Money
Dell Technologies Match Play (6-1-)					
2017 Dell Technologies Match Play	2				\$1,045,000
G1: beat Kevin Chappell, 3 and 2 G2: beat Shane Lowry, 2 and 1 G3: beat Sergio Garcia, 6 and 4 R4: beat Charles Howell III, 6 and 4 QF: beat Soren Kjeldsen, 7 and 5 SF: beat Bill Haas, 3 and 2 Championship Match: lost to Dustin Johnson, 1 Up					
					1,045,000
Bridgestone Invitational					
2017 Bridgestone Invitational	T28	67-77-67-68	279	-1	73,562
					73,562
Mexico Championship					
2017 Mexico Championship	T3	67-70-67-68	272	-12	\$497,000
2018 Mexico Championship	T20	67-71-70-70	278	-6	104,300
					601,300
HSBC Champions					
2018 HSBC Champions	T36	72-74-69-73	288	E	68,500
					68,500
			TOTAL		\$1,788,362



CHEZ REAVIE

United States



HEIGHT: 5-9
WEIGHT: 160
BIRTHDATE: November 12, 1981
BIRTHPLACE: Wichita, Kansas
RESIDENCE: Scottsdale, Arizona
TURNED PROFESSIONAL: 2004

PGA TOUR VICTORIES (1): 2008 RBC Canadian Open.

WEB.COM TOUR VICTORIES (2): 2007 Knoxville Open Presented by Food City. 2015 Small Business Connection Championship at River Run.

WORLD GOLF CHAMPIONSHIPS CAREER SUMMARY

Tournament	Position	Score	Total Score	Total Par	Money
Bridgestone Invitational					
2008 Bridgestone Invitational	T52	68-74-70-72	284	+4	\$42,250
					42,250
Mexico Championship					
2012 Cadillac Championship	T35	78-68-67-71	284	-4	60,500
2018 Mexico Championship	T52	72-73-68-74	287	+3	61,500
					122,000
HSBC Champions					
2011 HSBC Champions	68	70-75-68-82	295	+7	30,000
2018 HSBC Champions	T24	69-74-71-72	286	-2	79,500
					109,500
			TOTAL		\$273,750



PATRICK REED

United States



HEIGHT: 6-0
WEIGHT: 200
BIRTHDATE: August 5, 1990
BIRTHPLACE: San Antonio, Texas
RESIDENCE: Spring, Texas
TURNED PROFESSIONAL: 2011

PGA TOUR VICTORIES (5): **2013** Wyndham Championship. **2014** Humana Challenge in partnership with the Clinton Foundation, Cadillac Championship. **2015** Hyundai Tournament of Champions. **2016** The Barclays.

WORLD GOLF CHAMPIONSHIPS CAREER SUMMARY

Tournament	Position	Score	Total Score	Total Par	Money
Dell Technologies Match Play (6-5-1)					
2014 Accenture Match Play Championship	T17				\$99,000
R1: beat Graham DeLaet, 1-up R2: lost to George Coetzee, 21 holes					
2015 Cadillac Match Play	T17				85,823
G1: beat Andy Sullivan, 2 and 1 G2: lost to Danny Willett, 2 and 1 G3: beat Ryan Moore, 1 Up					
2016 Dell Match Play	T9				152,000
G1: beat Daniel Berger, 1 Up G2: beat Matthew Fitzpatrick, 4 and 3 G3: beat Phil Mickelson, 5 and 4 R4: lost to Dustin Johnson, 3 and 2					
2017 Dell Technologies Match Play	T51				54,071
G1: Jason Dufner, Halved G2: lost to Kevin Kisner, 1 Up G3: lost to Brooks Koepka, 1 Up					
					336,823
Bridgestone Invitational					
2014 Bridgestone Invitational	T4	67-68-71-65	271	-9	308,000
2015 Bridgestone Invitational	T15	71-67-72-68	278	-2	109,000
2016 Bridgestone Invitational	52	74-75-69-76	294	+14	58,000
2017 Bridgestone Invitational	T36	75-70-68-68	281	+1	68,000
					543,000
Mexico Championship					
2014 Cadillac Championship	1	68-75-69-72	284	-4	1,530,000
2015 Cadillac Championship	T23	71-73-71-75	290	+2	83,000
2016 Cadillac Championship	T52	77-74-74-72	297	+9	56,500
2017 Mexico Championship	T61	71-76-72-71	290	+6	47,250
2018 Mexico Championship	T37	72-74-68-69	283	-1	73,000
					1,789,750
HSBC Champions					
2015 HSBC Champions	T22	71-73-71-71	286	-2	77,000
2016 HSBC Champions	T7	65-70-68-70	273	-15	173,750
2017 HSBC Champions	T60	78-75-66-76	295	+7	46,500
2018 HSBC Champions	T50	66-70-82-74	292	+4	51,875
					349,125
			TOTAL		\$3,072,769



XANDER SCHAUFFELE (ZAN-der SHAW-fee)

United States



HEIGHT: 5-10
WEIGHT: 165
BIRTHDATE: October 25, 1993
BIRTHPLACE: La Jolia, California
RESIDENCE: San Diego, California
TURNED PROFESSIONAL: 2015

PGA TOUR VICTORIES (2): 2017 The Greenbrier Classic, TOUR Championship.

WORLD GOLF CHAMPIONSHIPS CAREER SUMMARY

Tournament	Position	Score	Total Score	Total Par	Money
Bridgestone Invitational					
2017 Bridgestone Invitational	T13	70-69-69-68	276	-4	\$123,500 123,500
Mexico Championship					
2018 Mexico Championship	T18	65-68-70-74	277	-7	114,500 114,500
HSBC Champions					
2018 HSBC Champions	T46	71-75-74-71	291	+3	57,500 57,500
				TOTAL	\$295,500



CHARL SCHWARTZEL (CHAR-ul SCHWORT-zul)

South Africa




HEIGHT: 5-11
WEIGHT: 160
BIRTHDATE: August 31, 1984
BIRTHPLACE: Johannesburg, South Africa
RESIDENCE: Verceeniging, South Africa
TURNED PROFESSIONAL: 2002

PGA TOUR VICTORIES (2): **2011** Masters Tournament. **2016** Valspar Championship.

INTERNATIONAL VICTORIES (13): **2005** Alfred Dunhill Championship [Eur]. **2006** Vodacom Tour Championship [SAf]. **2007** Open de Espana [Eur]. **2008** Madrid Masters [Eur]. **2010** Africa Open [Eur], Joburg Open [Eur]. **2011** Joburg Open [Eur]. **2012** Thailand Golf Championship [Asia], Alfred Dunhill Championship [Eur]. **2013** Alfred Dunhill Championship [Eur], Nanshan China Masters [OneAsia]. **2015** Alfred Dunhill Championship [Eur]. **2016** Tshwane Open [Eur].

WORLD GOLF CHAMPIONSHIPS CAREER SUMMARY

Tournament	Position	Score	Total Score	Total Par	Money
Dell Technologies Match Play (13-9-)					
2009 Accenture Match Play Championship	T17				\$95,000
R1: beat Sergio Garcia, 1-up R2: lost to Ian Poulter, 1-down					
2010 Accenture Match Play Championship	T9				140,000
R1: beat Hunter Mahan, 2 and 1 R2: beat Jim Furyk, 3 and 2 R3: lost to Stewart Cink, 19 holes					
2011 Accenture Match Play Championship	T17				95,000
R1: beat Ryo Ishikawa, 20 holes R2: lost to Matteo Manassero, 1-down					
2012 Accenture Match Play Championship	T17				95,000
R1: beat Gary Woodland, 4 and 2 R2: lost to Sangmoon Bae, 1-down					
2013 Accenture Match Play Championship	T33				46,000
R1: lost to Russell Henley, 1-down					
2014 Accenture Match Play Championship	T17				99,000
R1: beat Kevin Stadler, 3 and 2 R2: lost to Jim Furyk, 3 and 2					
2015 Cadillac Match Play	T9				150,000
G1: beat Victor Dubuisson, 5 and 4 G2: beat Dustin Johnson, 20 holes G3: beat Matt Jones, 20 holes R4: lost to Paul Casey, 3 and 1					
2016 Dell Match Play	T18				90,900
G1: beat Danny Lee, 1 Up G2: beat Charley Hoffman, 3 and 2 G3: lost to Brandt Snedeker, 5 and 3					
2017 Dell Technologies Match Play	T17				93,307
G1: beat Byeong Hun An, 6 and 5 G2: beat Joost Luiten, 4 and 3 G3: lost to Paul Casey, 4 and 3					
					904,207
Bridgestone Invitational					
2006 Bridgestone Invitational	T36	72-69-70-73	284	+4	50,500
2010 Bridgestone Invitational	T58	73-68-68-77	286	+6	44,000
2011 Bridgestone Invitational	T53	74-71-68-71	284	+4	46,500
2012 Bridgestone Invitational	T24	69-75-72-63	279	-1	74,500
2013 Bridgestone Invitational	T21	74-74-64-69	281	+1	81,166
2014 Bridgestone Invitational	T4	65-69-73-64	271	-9	308,000
2015 Bridgestone Invitational	T31	70-72-70-69	281	+1	70,500
2016 Bridgestone Invitational	T7	72-69-67-70	278	-2	233,333
2017 Bridgestone Invitational	T24	70-69-70-69	278	-2	82,000
					990,500
Mexico Championship					
2005 American Express Championship	T18	72-66-74-67	279	-1	77,000
2006 American Express Championship	T41	73-69-70-73	285	+1	52,500
2007 CA Championship	T35	75-74-70-74	293	+5	56,500
2010 CA Championship	2	67-70-67-70	274	-14	850,000
2011 Cadillac Championship	T24	71-71-75-67	284	-4	77,250
2012 Cadillac Championship	T4	68-69-70-68	275	-13	362,500
2013 Cadillac Championship	T16	71-65-69-75	280	-8	98,000
2014 Cadillac Championship	T9	70-76-76-68	290	+2	151,250
2015 Cadillac Championship	T44	71-72-75-75	293	+5	61,500
2016 Cadillac Championship	T17	73-67-72-75	287	-1	102,166
2017 Mexico Championship	T38	71-68-70-75	284	E	64,000
2018 Mexico Championship	T48	71-69-70-75	285	+1	65,500
					2,018,166
HSBC Champions					
2010 HSBC Champions	T16	74-70-67-72	283	-5	77,200
2011 HSBC Champions	T4	70-69-69-65	273	-15	258,333
2015 HSBC Champions	T64	74-76-77-73	300	+12	42,500
2016 HSBC Champions	T35	68-72-69-72	281	-7	63,000
2017 HSBC Champions	T30	72-71-72-71	286	-2	72,000
2018 HSBC Champions	T50	73-70-73-76	292	+4	51,875
					564,908
TOTAL					\$4,477,781



SHUBHANKAR SHARMA

India



HEIGHT: 5-8
WEIGHT: 160
BIRTHDATE: July 21, 1996
BIRTHPLACE: India
RESIDENCE: India
TURNED PROFESSIONAL: 2013

BEST PGA TOUR CAREER FINISH: T9-2018 World Golf Championships-Mexico Championship.

INTERNATIONAL VICTORIES (2): 2017 Joburg Open, South Africa [EUR]. 2018 Maybank Championship, Malaysia [EUR].

WORLD GOLF CHAMPIONSHIPS CAREER SUMMARY

Tournament	Position	Score	Total Score	Total Par	Money
Mexico Championship					
2018 Mexico Championship	T9	65-66-69-74	274	-10	\$182,000
					182,000
			TOTAL		\$182,000



WEBB SIMPSON

United States



HEIGHT: 6-2
WEIGHT: 185
BIRTHDATE: August 8, 1985
BIRTHPLACE: Raleigh, North Carolina
RESIDENCE: Charlotte, North Carolina
TURNED PROFESSIONAL: 2008

PGA TOUR VICTORIES (4): 2011 Wyndham Championship, Deutsche Bank Championship. 2012 U.S. Open. 2014 Shriners Hospitals for Children Open.

WORLD GOLF CHAMPIONSHIPS CAREER SUMMARY

Tournament	Position	Score	Total Score	Total Par	Money
Dell Technologies Match Play (7-7-)					
2012 Accenture Match Play Championship R1: lost to Matteo Manassero, 3 and 2	T33				\$45,000
2013 Accenture Match Play Championship R1: beat David Lynn, 5 and 4 R2: beat Peter Hanson, 1-up R3: beat Gonzalo Fernandez-Castaño, 1-up QF: lost to Hunter Mahan, 1-down	T5				275,000
2014 Accenture Match Play Championship R1: beat Thongchai Jaidee, 3 and 2 R2: beat Brandt Snedeker, 4 and 3 R3: lost to Louis Oosthuizen, 5 and 4	T9				148,000
2015 Cadillac Match Play G1: beat Ian Poulter, 3 and 2 G2: beat Jimmy Walker, 19 holes G3: lost to Gary Woodland, 1 Up	T17				85,823
2017 Dell Technologies Match Play G1: lost to Dustin Johnson, 5 and 3 G2: lost to Jimmy Walker, 3 and 2 G3: lost to Martin Kaymer, 3 and 2	T58				49,500
					603,323
Bridgestone Invitational					
2013 Bridgestone Invitational	T14	64-75-73-66	278	-2	102,666
2014 Bridgestone Invitational	T31	72-69-70-68	279	-1	69,500
2015 Bridgestone Invitational	T25	68-70-72-70	280	E	74,666
					246,833
Mexico Championship					
2012 Cadillac Championship	T35	75-66-66-77	284	-4	60,500
2013 Cadillac Championship	T20	72-67-71-72	282	-6	88,000
2014 Cadillac Championship	T47	80-78-70-70	298	+10	57,000
2015 Cadillac Championship	T7	74-69-70-73	286	-2	215,000
2018 Mexico Championship	T37	72-70-73-68	283	-1	73,000
					493,500
			TOTAL		\$1,343,656



CAMERON SMITH

Australia 

HEIGHT: 5-11
WEIGHT: 172
BIRTHDATE: August 18, 1993
BIRTHPLACE: Brisbane, Australia
RESIDENCE: Jacksonville, Florida
TURNED PROFESSIONAL: 2013

PGA TOUR VICTORIES (1): 2017 Zurich Classic of New Orleans.

INTERNATIONAL VICTORIES (1): 2017 Australian PGA Championship [Eur]

WORLD GOLF CHAMPIONSHIPS CAREER SUMMARY

Tournament	Position	Score	Total Score	Total Par	Money
HSBC Championship					
2016 HSBC Champions	T64	71-73-70-75	289	+1	\$43,250
					43,250
			TOTAL		\$43,250



JORDAN SPIETH (SPEETH)

United States



HEIGHT: 6-1
WEIGHT: 185
BIRTHDATE: July 27, 1993
BIRTHPLACE: Dallas, Texas
RESIDENCE: Dallas, Texas
TURNED PROFESSIONAL: 2012

PGA TOUR VICTORIES (11): **2013** John Deere Classic. **2015** Valspar Championship, Masters Tournament, U.S. Open, John Deere Classic, TOUR Championship by Coca-Cola. **2016** Hyundai Tournament of Champions, DEAN & DELUCA Invitational. **2017** AT&T Pebble Beach Pro-Am, Travelers Championship, The Open Championship.

INTERNATIONAL VICTORIES (2): **2014** Emirates Australian Open [Aus]. **2016** Emirates Australian Open [Aus].

OTHER VICTORIES: (1): **2014** Hero World Challenge.

WORLD GOLF CHAMPIONSHIPS CAREER SUMMARY

Tournament	Position	Score	Total Score	Total Par	Money
Dell Technologies Match Play (9-4-1)					
2014 Accenture Match Play Championship	T5				\$280,000
R1: beat Pablo Larrazabal, 1-up R2: beat Thomas Bjorn, 5 and 4 R3: beat Matt Kuchar, 2 and 1 QF: lost to Ernie Els, 4 and 2					
2015 Cadillac Match Play	T17				85,823
G1: beat Mikko Ilonen, 4 and 2 G2: beat Matt Every, 4 and 3 G3: lost to Lee Westwood, 2 Up					
2016 Dell Match Play	T9				152,000
G1: beat Jamie Donaldson, 3 and 2 G2: beat Victor Dubuisson, 5 and 4 G3: beat Justin Thomas, 3 and 2 R4: lost to Louis Oosthuizen, 4 and 2					
2017 Dell Technologies Match Play	T30				74,000
G1: lost to Hideto Tanihara, 4 and 2 G2: beat Yuta Ikeda, 4 and 2 G3: Ryan Moore, Halved					
					591,823
Bridgestone Invitational					
2014 Bridgestone Invitational	49	71-70-73-71	285	+5	54,000
2015 Bridgestone Invitational	T10	70-68-72-66	276	-4	149,500
2016 Bridgestone Invitational	T3	68-71-71-67	277	-3	449,250
2017 Bridgestone Invitational	T13	67-70-71-68	276	-4	123,500
					776,250
Mexico Championship					
2014 Cadillac Championship	T34	73-79-73-69	294	+6	68,500
2015 Cadillac Championship	T17	75-69-73-72	289	+1	97,500
2016 Cadillac Championship	T17	69-72-73-73	287	-1	102,166
2017 Mexico Championship	T12	71-72-63-71	277	-7	131,250
2018 Mexico Championship	T14	70-67-69-70	276	-8	126,500
					525,916
HSBC Champions					
2014 HSBC Champions	17	68-71-70-69	278	-10	90,000
2015 HSBC Champions	T35	70-74-72-74	290	+2	61,500
2016 HSBC Champions	T7	68-72-63-70	273	-15	173,750
					325,250
TOTAL					\$2,219,239



KYLE STANLEY

United States



HEIGHT: 5-11
WEIGHT: 165
BIRTHDATE: November 19, 1987
BIRTHPLACE: Gig Harbor, Washington
RESIDENCE: Gig Harbor, Washington
TURNED PROFESSIONAL: 2009

PGA TOUR VICTORIES (2): 2012 Waste Management Phoenix Open. 2017 Quicken Loans National.

WORLD GOLF CHAMPIONSHIPS CAREER SUMMARY

Tournament	Position	Score	Total Score	Total Par	Money
Dell Technologies Match Play (1-1-)					
2012 Accenture Match Play Championship	T17				\$95,000
R1: beat K.J. Choi, 2 and 1 R2: lost to Brandt Snedeker, 2 and 1					
					95,000
Bridgestone Invitational					
2012 Bridgestone Invitational	T16	69-73-68-67	277	-3	90,000
2017 Bridgestone Invitational	T41	69-74-71-69	283	+3	63,000
					153,000
Mexico Championship					
2012 Cadillac Championship	T51	69-69-76-74	288	E	46,875
2018 Mexico Championship	T25	71-65-71-72	279	-5	95,250
					142,125
HSBC Champions					
2012 HSBC Champions	T65	79-70-74-69	292	+4	31,000
2018 HSBC Champions	T5	71-68-69-72	280	-8	288,000
					319,000
			TOTAL		\$709,125



BRENDAN STEELE

United States



HEIGHT: 6-2
WEIGHT: 175
BIRTHDATE: April 5, 1983
BIRTHPLACE: Idyllwild, California
RESIDENCE: Irvine, California
TURNED PROFESSIONAL: 2005

PGA TOUR VICTORIES (3): 2011 Valero Texas Open. 2017 Safeway Open. 2018 Safeway Open.

WEB.COM TOUR VICTORIES (1): 2010 Nationwide Tour Championship at Daniel Island.

OTHER VICTORIES: (1): 2011 Franklin Templeton Shootout [with Keegan Bradley].

WORLD GOLF CHAMPIONSHIPS CAREER SUMMARY

Tournament	Position	Score	Total Score	Total Par	Money
Dell Technologies Match Play (1-1-1)					
2017 Dell Technologies Match Play	T30				\$74,000
G1: Matt Kuchar, Halved G2: beat Tommy Fleetwood, 1 Up G3: lost to Zach Johnson, 1 Up					
					74,000
Bridgestone Invitational					
2011 Bridgestone Invitational	T48	69-74-74-66	283	+3	\$49,300
2017 Bridgestone Invitational	T24	73-68-69-68	278	-2	82,000
					131,300
Mexico Championship					
2017 Mexico Championship	T48	74-71-70-71	286	+2	55,500
2018 Mexico Championship	T20	69-66-71-72	278	-6	104,300
					159,800
			TOTAL		\$365,100



JUSTIN THOMAS

United States 

HEIGHT: 5-10
WEIGHT: 145
BIRTHDATE: April 29, 1993
BIRTHPLACE: Louisville, Kentucky
RESIDENCE: Goshen, Kentucky
TURNED PROFESSIONAL: 2013

PGA TOUR VICTORIES (8): 2016 CIMB Classic. 2017 CIMB Classic, SBS Tournament of Champions, Sony Open in Hawaii, PGA Championship, Dell Technologies Championship. 2018 THE CJ CUP NINE BRIDGES, The Honda Classic.

WEB.COM TOUR VICTORIES (1): 2014 Nationwide Children's Hospital Championship.

WORLD GOLF CHAMPIONSHIPS CAREER SUMMARY

Tournament	Position	Score	Total Score	Total Par	Money
Dell Technologies Match Play (1-5-)					
2016 Dell Match Play	T61				\$47,750
G1: lost to Victor Dubuisson, 3 and 2 G2: lost to Jamie Donaldson, 2 Up G3: lost to Jordan Spieth, 3 and 2					
2017 Dell Technologies Match Play	T39				63,500
G1: beat Chris Wood, 2 and 1 G2: lost to Kevin Na, 4 and 2 G3: lost to Matthew Fitzpatrick, 2 and 1					
					111,250
Bridgestone Invitational					
2016 Bridgestone Invitational	T33	70-69-70-76	285	+5	76,000
2017 Bridgestone Invitational	T28	73-70-69-67	279	-1	73,562
					149,562
Mexico Championship					
2016 Cadillac Championship	T35	75-66-78-73	292	+4	72,500
2017 Mexico Championship	T5	69-66-66-72	273	-11	312,500
2018 Mexico Championship	2	72-70-62-64	268	-16	1,072,000
					1,457,000
HSBC Champions					
2016 HSBC Champions	T27	72-69-70-68	279	-9	72,000
2017 HSBC Champions	T23	71-70-72-71	284	-4	80,166
					152,166
TOTAL					\$1,869,978



PETER UIHLEIN (YOU-line)

United States



HEIGHT: 6-1
WEIGHT: 190
BIRTHDATE: August 29, 1989
BIRTHPLACE: New Bedford, Massachusetts
RESIDENCE: Jupiter, Florida
TURNED PROFESSIONAL: 2011

BEST PGA TOUR CAREER FINISH: T4—2015 Sanderson Farms Championship.

WEB.COM TOUR VICTORIES (1): 2017 Nationwide Children's Hospital Championship.

INTERNATIONAL VICTORIES (1): 2013 Madeira Islands Open [Eur].

WORLD GOLF CHAMPIONSHIPS CAREER SUMMARY

Tournament	Position	Score	Total Score	Total Par	Money
Mexico Championship					
2014 Cadillac Championship	T25	73-77-71-72	293	+5	\$76,000
2018 Mexico Championship	T37	74-72-70-67	283	-1	73,000
					149,000
HSBC Champions					
2014 HSBC Champions	T55	71-73-73-70	287	-1	46,250
2018 HSBC Champions	T5	72-67-69-72	280	-8	288,000
					334,250
			TOTAL		\$483,250



JHONATTAN VEGAS (Jonathan)

Venezuela



HEIGHT: 6-3
WEIGHT: 230
BIRTHDATE: August 19, 1984
BIRTHPLACE: Maturin, Venezuela
RESIDENCE: Houston, Texas
TURNED PROFESSIONAL: 2008

PGA TOUR VICTORIES (3): 2011 Bob Hope Classic. 2016 RBC Canadian Open. 2017 RBC Canadian Open.

WEB.COM TOUR VICTORIES (1): 2010 Preferred Health Systems Wichita Open.

INTERNATIONAL VICTORIES (1): 2010 Argentina Open.

WORLD GOLF CHAMPIONSHIPS CAREER SUMMARY

Tournament	Position	Score	Total Score	Total Par	Money
Dell Technologies Match Play (2-1-)					
2017 Dell Technologies Match Play	T17				\$93,307
G1: lost to Bubba Watson, 1 Up G2: beat Thomas Pieters, 3 and 1 G3: beat Scott Piercy, 3 and 1					
					93,307
Bridgestone Invitational					
2011 Bridgestone Invitational	T66	73-70-74-74	291	+11	40,750
2017 Bridgestone Invitational	T17	69-71-68-69	277	-3	95,500
					136,250
Mexico Championship					
2011 Cadillac Championship	T31	69-74-69-74	286	-2	69,500
2017 Mexico Championship	T38	69-74-68-73	284	E	64,000
2018 Mexico Championship	T20	70-68-69-71	278	-6	104,300
					237,800
HSBC Champions					
2011 HSBC Champions	10	69-73-65-68	275	-13	125,000
2017 HSBC Champions	T45	79-71-73-66	289	+1	58,500
2018 HSBC Champions	T20	70-73-72-70	285	-3	90,250
					273,750
			TOTAL		\$741,107



BUBBA WATSON

United States 

HEIGHT: 6-3
WEIGHT: 180
BIRTHDATE: November 5, 1978
BIRTHPLACE: Bagdad, Florida
RESIDENCE: Orlando, Florida
TURNED PROFESSIONAL: 2002

PGA TOUR VICTORIES (10): **2010** Travelers Championship. **2011** Farmers Insurance Open, Zurich Classic of New Orleans. **2012** Masters Tournament. **2014** Northern Trust Open, Masters Tournament. **2015** HSBC Champions, Travelers Championship. **2016** Northern Trust Open. **2018** Genesis Open.

OTHER VICTORIES: (2): **2008** CVS/Caremark Charity Classic [with Camilo Villegas]. **2015** Hero World Challenge.

WORLD GOLF CHAMPIONSHIPS CAREER SUMMARY

Tournament	Position	Score	Total Score	Total Par	Money
Dell Technologies Match Play (14-8-2)					
2011 Accenture Match Play Championship	4				\$490,000
R1: beat Bill Haas, 3 and 2 R2: beat Mark Wilson, 6 and 5 R3: beat Geoff Ogilvy, 6 and 4 QF: beat J.B. Holmes, 19 holes SF: lost to Martin Kaymer, 1-down Consolation: lost to Matt Kuchar, 2 and 1					
2012 Accenture Match Play Championship	T17				95,000
R1: beat Ben Crane, 3 and 2 R2: lost to Matt Kuchar, 3 and 2					
2013 Accenture Match Play Championship	T9				144,000
R1: beat Chris Wood, 2 and 1 R2: beat Jim Furyk, 22 holes R3: lost to Jason Day, 4 and 3					
2014 Accenture Match Play Championship	T9				148,000
R1: beat Mikko Ilonen, 2 and 1 R2: beat Jonas Blixt, 1-up R3: lost to Victor Dubuisson, 1-down					
2015 Cadillac Match Play	T17				85,823
G1: beat Miguel Angel Jimenez, 5 and 4 G2: beat Keegan Bradley, 4 and 2 G3: lost to Louis Oosthuizen, 19 holes					
2016 Dell Match Play	T28				74,500
G1: Patton Kizzire, Halved G2: beat Emiliano Grillo, 2 Up G3: lost to J.B. Holmes, 1 Up					
2017 Dell Technologies Match Play	T9				158,000
G1: beat Jhonattan Vegas, 1 Up G2: beat Scott Piercy, 4 and 3 G3: Thomas Pieters, Halved R4: lost to Ross Fisher, 4 and 3					
					1,195,323
Bridgestone Invitational					
2010 Bridgestone Invitational	T22	64-71-70-74	279	-1	72,000
2011 Bridgestone Invitational	T21	69-70-68-70	277	-3	81,250
2012 Bridgestone Invitational	T19	66-73-72-67	278	-2	82,000
2013 Bridgestone Invitational	T27	67-69-72-74	282	+2	73,500
2014 Bridgestone Invitational	T37	69-70-73-68	280	E	64,500
2015 Bridgestone Invitational	2	70-66-69-66	271	-9	930,000
2016 Bridgestone Invitational	T14	72-69-70-70	281	+1	129,000
2017 Bridgestone Invitational	T17	67-74-66-70	277	-3	95,500
					1,527,750
Mexico Championship					
2009 CA Championship	72	72-71-74-75	292	+4	37,000
2012 Cadillac Championship	2	70-62-67-74	273	-15	845,000
2013 Cadillac Championship	T18	66-69-71-75	281	-7	93,000
2014 Cadillac Championship	T2	73-72-72-68	285	-3	753,000
2015 Cadillac Championship	3	71-69-70-71	281	-7	540,000
2016 Cadillac Championship	2	69-69-71-68	277	-11	1,018,000
2017 Mexico Championship	T38	73-72-68-71	284	E	64,000
2018 Mexico Championship	T9	69-66-72-67	274	-10	182,000
					3,532,000
HSBC Champions					
2012 HSBC Champions	33	66-72-69-75	282	-6	54,000
2014 HSBC Champions	T8	68-69-69-68	274	-14	161,666
2015 HSBC Champions	1	71-67-69-70	277	-11	1,400,000
2016 HSBC Champions	T35	68-73-68-72	281	-7	63,000
2017 HSBC Champions	T54	71-73-76-73	293	+5	49,250
					1,727,916
TOTAL					\$7,982,989



BERND WIESBERGER (BAIRND WEESE-berg-ur)

Austria

HEIGHT: 6-2
WEIGHT: 189
BIRTHDATE: October 8, 1985
BIRTHPLACE: Vienna, Austria
RESIDENCE: Oberwart, Austria
TURNED PROFESSIONAL: 2006

BEST PGA TOUR CAREER FINISH: T9—2018 World Golf Championships-HSBC Champions.

INTERNATIONAL VICTORIES (7): 2010 Allianz Golf Open de Lyon [EurChall], Allianz Golf Open du Grand Toulouse [EurChall]. 2012 Ballantine's Championship [Eur]. Lyonesse Open [Eur]. 2013 CIMB Niaga Indonesian Masters [Asia]. 2015 Alstom Open de France [Eur]. 2017 Shenzhen International [Eur].

WORLD GOLF CHAMPIONSHIPS CAREER SUMMARY

Tournament	Position	Score	Total Score	Total Par	Money
Dell Technologies Match Play (3-6-1)					
2014 Accenture Match Play Championship	T33				\$48,000
R1: lost to Matt Kuchar, 3 and 2					
2015 Cadillac Match Play	T34				63,500
G1: lost to Jamie Donaldson, 1 Up G2: beat Sergio Garcia, 2 and 1 G3: lost to Tommy Fleetwood, 19 holes					
2016 Dell Match Play	T51				52,000
G1: lost to Andy Sullivan, 3 and 2 G2: lost to Louis Oosthuizen, 2 and 1 G3: Matt Jones, Halved					
2017 Dell Technologies Match Play	T17				93,307
G1: beat Francesco Molinari, 2 Up G2: lost to Alex Noren, 3 and 2 G3: beat Thongchai Jaidee, 1 Up					
					256,807
Bridgestone Invitational					
2012 Bridgestone Invitational	T55	70-71-74-72	287	+7	46,500
2015 Bridgestone Invitational	T25	71-74-66-69	280	E	74,666
2017 Bridgestone Invitational	T41	70-72-72-69	283	+3	63,000
					184,166
Mexico Championship					
2015 Cadillac Championship	T31	74-74-71-72	291	+3	72,000
2016 Cadillac Championship	T14	72-69-74-71	286	-2	120,000
2017 Mexico Championship	T45	73-70-71-71	285	+1	59,000
2018 Mexico Championship	T30	73-71-72-66	282	-2	81,428
					332,428
HSBC Champions					
2012 HSBC Champions	T28	72-72-68-68	280	-8	57,500
2016 HSBC Champions	T17	70-66-69-70	275	-13	89,000
2017 HSBC Champions	T35	71-72-73-71	287	-1	67,000
2018 HSBC Champions	T9	71-70-70-71	282	-6	176,000
					389,500
TOTAL					\$1,162,901



GARY WOODLAND

United States



HEIGHT: 6-1
WEIGHT: 195
BIRTHDATE: May 21, 1984
BIRTHPLACE: Topeka, Kansas
RESIDENCE: Orlando, Florida
TURNED PROFESSIONAL: 2007

PGA TOUR VICTORIES (3): 2011 Transitions Championship. 2013 Reno-Tahoe Open. 2018 Waste Management Phoenix Open.


INTERNATIONAL VICTORIES (1): 2011 OMEGA Mission Hills World Cup [with Matt Kuchar].

WORLD GOLF CHAMPIONSHIPS CAREER SUMMARY

Tournament	Position	Score	Total Score	Total Par	Money
Dell Technologies Match Play (7-5-)					
2012 Accenture Match Play Championship R1: lost to Charl Schwartzel, 4 and 2	T33				\$45,000
2014 Accenture Match Play Championship R1: lost to Graeme McDowell, 19 holes	T33				48,000
2015 Cadillac Match Play G1: beat Jimmy Walker, 19 holes G2: beat Ian Poulter, 3 and 2 G3: beat Webb Simpson, 1 Up R4: beat Marc Leishman, 2 and 1 QF: beat John Senden, 5 and 3 SF: beat Danny Willett, 3 and 2 Championship Match: lost to Rory McIlroy, 4 and 2	2				930,000
2017 Dell Technologies Match Play G1: beat Emiliano Grillo, 3 and 2 G2: lost to Rory McIlroy, G3: lost to Soren Kjeldsen					1,086,500
Bridgestone Invitational					
2011 Bridgestone Invitational	T45	70-66-73-73	282	+2	53,000
2014 Bridgestone Invitational	T19	70-68-68-70	276	-4	89,000
2015 Bridgestone Invitational	T57	75-69-72-73	289	+9	45,750
2017 Bridgestone Invitational	T63	74-77-70-67	288	+8	46,500
					234,250
Mexico Championship					
2012 Cadillac Championship	T29	71-70-70-72	283	-5	67,500
2014 Cadillac Championship	T16	72-78-71-71	292	+4	90,666
2015 Cadillac Championship	T23	70-74-76-70	290	+2	83,000
2017 Mexico Championship	T38	73-67-74-70	284	E	64,000
2018 Mexico Championship	T50	74-71-73-68	286	+2	63,500
					368,666
HSBC Champions					
2015 HSBC Champions	T56	73-75-74-73	295	+7	45,250
2016 HSBC Champions	T23	69-71-73-65	278	-10	75,750
2017 HSBC Champions	T47	71-74-73-72	290	+2	55,000
					176,000
			TOTAL		\$1,865,416

World Golf Championships

The par-4 13th green at Austin Country Club with the Pennybacker Bridge in the background



2018 Mexico Championship Facts

EVENT: World Golf Championships-Mexico Championship (WGC-Mexico Championship on second reference).

The WGC-Mexico Championship is one of four World Golf Championships sanctioned and organized by the operational committee of the International Federation of PGA Tours, which includes the Asian Tour, European Tour, Japan Golf Tour, PGA TOUR, PGA Tour of Australasia and Sunshine Tour. In addition to the WGC-Mexico Championship, the other World Golf Championships include the Dell Technologies Match Play (Texas, USA), the Bridgestone Invitational (Ohio, USA) and the HSBC Champions (China).



CHARITY: The WGC-Mexico Championship has generated more than \$13.5 million for charity since its inception. The World Golf Championships as a whole have generated more than \$60 million for charitable causes since the series began in 1999.

DATE: February 28 - March 4, 2018

2018 CHAMPION: Phil Mickelson, 268, 16-under (third World Golf Championships victory)

SITE: Club de Golf Chapultepec, Mexico City, Mexico

Mexico has a strong history with professional golf and currently features the PGA TOUR's OHL Classic at Mayakoba. In addition, the Web.com Tour's El Bosque Mexico Championship in Guanajuato and three PGA TOUR Latinoamérica events – PTLA Qualifying Tournament - Mexico, San Luis Championship, DEV SERIES FINAL– are currently held in Mexico. Since 1994, the country has hosted more than 70 tournaments on professional golf tours, including the 2002 World Cup of Golf in Puerto Vallarta after it became a World Golf Championships event. Japan's team of Toshi Izawa and Shigeki Maruyama claimed that title by two strokes over Phil Mickelson and David Toms of the United States. It was the fourth World Cup held in Mexico, the previous three occurring in 1958 and 1967 in Mexico City and in 1982 in Acapulco.

ARCHITECT: Willie and Alex Smith - 1921
Redesign, Percy Clifford - 1972

PAR/YARDAGE: Par: 35-36=71/7,345

FORMAT: Four-day, 72-hole stroke-play competition; no cut

PURSE: \$10 million (US); \$1.7 million to the winner
Prize money will be considered official on each player's home Tour

ELIGIBILITY: Estimated field size - 75 players

- The top-ranked native born Mexican player from the Official World Golf Ranking, as of February 19, 2018
- The top 50 players, including any players tied for 50th place, from the Official World Golf Ranking as of February 19, 2018.
- The top 50 players, including any players tied for 50th place, from the Official World Golf Ranking as of February 26, 2018.
- The top 30 players from the final 2017 FedExCup Points List.
- The top 10 players from the FedExCup Points List as of February 26, 2018.
- The top 20 players from the final 2017 European Tour Order of Merit.
- The top 10 players from the European Tour Order of Merit as of February 19, 2018.
- The top 2 players from the final 2017 Japan Golf Tour Order of Merit.
- The top 2 players from the final 2017 Australasian Tour Order of Merit.
- The top 2 players from the final 2017 Sunshine Tour Order of Merit.
- The top 2 players from the final 2017 Asian Tour Order of Merit.

2018 Mexico Championship Facts (cont.)

LISTINGS: The WGC-Mexico Championship is broadcast to more than 1 billion households in 227 countries and territories in 32 languages.

Thursday - Friday	2-7 p.m. ET	Golf Channel		
Saturday	12-3 p.m. ET	Golf Channel	3-6 p.m.ET	NBC
Sunday	12-2 p.m. ET	Golf Channel	2-6 p.m.ET	NBC

TROPHY: Gene Sarazen Cup

WEBSITES: www.worldgolfchampionships.com

TICKETS: Tickets may be purchased by visiting worldgolfchampionships.com.

ABOUT

GRUPO SALINAS: Grupo Salinas is composed of dynamic, fast-growing, and technologically advanced companies focused on creating shareholder value and improving society through excellence. Grupo Salinas promotes economic development in the countries where it operates by making technology accessible to all levels of society.

Created by entrepreneur Ricardo B. Salinas, Grupo Salinas operates as a forum to develop entrepreneurial ability and support decision-making among the executives who lead Group's member firms: TV Azteca, Azteca America, Grupo Elektra, Banco Azteca, Seguros Azteca, Afore Azteca, Advance America, Italika, Punto Casa de Bolsa, Azteca Internet, Totalplay and Enlace.

Grupo Salinas companies generate annual revenue of approximately US\$5 billion and US\$1.3 billion in EBITDA in the media, retail, financial services, telecommunications and Internet industries. Grupo Salinas companies operate in Mexico, the United States, Colombia, El Salvador, Guatemala, Honduras, Peru, and Panama.

UMBRELLA

SPONSORS: Grupo Salinas, Dell, Bridgestone, HSBC

SOCIAL MEDIA: www.facebook.com/WGCMexicoChampionship
Twitter: @WGCMexico
Instagram: @WGCMexico

CHAMPIONSHIP

OFFICE: World Golf Championships - Mexico Championship
Club de Golf Chapultepec
Av. Del Conscripto No. 425
53900 Naucalpan
Estado de Mexico

MEDIA CONTACTS: Michael Baliker, Communications Specialist, PGA TOUR
904-273-7664, michaelbaliker@pgatourhq.com
Luciano Pascoe R., General Director of Editorial Strategy, Grupo Salinas,
+52 (551)720-1313, lpascoe@gruposalinas.com.mx

2018 Mexico Championship

Club de Golf Chapultepec, Mexico City, Mexico Purse: \$10,000,000 Par/Yards: 35-36—71/7,330 Feb. 26 - March 4

LEADERS	First Round	Second Round	Third Round
	Louis Oosthuizen 64 (-7)	Shubhankar Sharma 131 (-11)	Shubhankar Sharma 200 (-13)
	Chris Paisley 65 (-6)	Rafa Cabrera Bello 133 (-9)	Rafa Cabrera Bello 202 (-11)
	Xander Schauffele 65 (-6)	Sergio Garcia 133 (-9)	Sergio Garcia 202 (-11)
	Shubhankar Sharma 65 (-6)	Xander Schauffele 133 (-9)	Tyrrell Hatton 202 (-11)
	Kiradech Aphibarnrat 66 (-5)	Kiradech Aphibarnrat 135 (-7)	Phil Mickelson 202 (-11)
	Rafa Cabrera Bello 66 (-5)	Brian Harman 135 (-7)	
	Phil Mickelson 69 (-2)	Dustin Johnson 135 (-7)	
		Louis Oosthuizen 135 (-7)	
		Pat Perez 135 (-7)	
		Brendan Steele 135 (-7)	
		Bubba Watson 135 (-7)	
		Phil Mickelson 137 (-5)	



CUT: No cut. All 64 professionals completed 72 holes.

WEATHER: Thursday: Partly cloudy. High of 79. Wind NE 6-12 mph, with gusts to 20 mph. Friday: Mostly sunny. High of 77. Wind ENE 5-10 mph. Saturday: Mostly sunny. High of 78. Wind ENE 5-10 mph. Sunday: Mostly sunny. High of 79. Wind ENE 5-10 mph.

Winner: Phil Mickelson 69-68-65-66 268 (-16) 550pts. \$1,700,000

Phil Mickelson 1	69-68-65-66	268	\$1,700,000.00	Kevin Chappell T30	73-70-72-67	282	\$81,428.57
Justin Thomas 2	72-70-62-64	268	1,072,000.00	Matthew Fitzpatrick T30	71-69-74-68	282	81,428.57
Rafa Cabrera Bello T3	66-67-69-67	269	510,500.00	Branden Grace T30	72-69-73-68	282	81,428.57
Tyrrell Hatton T3	70-68-64-67	269	510,500.00	Bernd Wiesberger T30	73-71-72-66	282	81,428.57
Kiradech Aphibarnrat T5	66-69-71-65	271	330,500.00	Rickie Fowler T37	68-70-70-75	283	73,000.00
Brian Harman T5	68-67-68-68	271	330,500.00	Marc Leishman T37	69-68-69-77	283	73,000.00
Sergio Garcia T7	68-65-69-70	272	239,750.00	Joost Luiten T37	72-71-68-72	283	73,000.00
Dustin Johnson T7	69-66-68-69	272	239,750.00	Chris Paisley T37	65-75-71-72	283	73,000.00
Adam Hadwin T9	70-71-67-66	274	182,000.00	Thomas Pieters T37	69-68-74-72	283	73,000.00
Shubhankar Sharma T9	65-66-69-74	274	182,000.00	Patrick Reed T37	72-74-68-69	283	73,000.00
Bubba Watson T9	69-66-72-67	274	182,000.00	Justin Rose T37	71-72-73-67	283	73,000.00
Paul Casey T12	73-68-68-66	275	150,500.00	Webb Simpson T37	72-70-73-68	283	73,000.00
Patton Kizzire T12	69-69-71-66	275	150,500.00	Peter Uihlein T37	74-72-70-67	283	73,000.00
Daniel Berger T14	69-68-72-67	276	126,500.00	Ross Fisher T46	71-68-69-76	284	67,500.00
Tommy Fleetwood T14	72-71-67-66	276	126,500.00	Yuta Ikeda T46	73-74-68-69	284	67,500.00
Alex Noren T14	69-70-71-66	276	126,500.00	David Lipsky T48	70-71-71-73	285	65,500.00
Jordan Spieth T14	70-67-69-70	276	126,500.00	Charl Schwartzel T48	71-69-70-75	285	65,500.00
Adam Bland T18	70-67-71-69	277	114,500.00	Wade Ormsby T50	79-67-69-71	286	63,500.00
Xander Schauffele T18	65-68-70-74	277	114,500.00	Gary Woodland T50	74-71-73-68	286	63,500.00
Charley Hoffman T20	70-66-70-72	278	104,300.00	Abraham Ancer T52	71-76-71-69	287	61,500.00
Pat Perez T20	68-67-68-75	278	104,300.00	Chez Reavie T52	72-73-68-74	287	61,500.00
Jon Rahm T20	67-71-70-70	278	104,300.00	Satoshi Kodaira 54	72-73-73-70	288	60,000.00
Brendan Steele T20	69-66-71-72	278	104,300.00	Jason Dufner T55	72-72-68-79	291	58,000.00
Jhonattan Vegas T20	70-68-69-71	278	104,300.00	Paul Dunne T55	73-75-72-71	291	58,000.00
Francesco Molinari T25	71-70-70-68	279	95,250.00	Dylan Frittelli T55	73-70-71-77	291	58,000.00
Kyle Stanley T25	71-65-71-72	279	95,250.00	Russell Henley T58	69-69-75-79	292	55,500.00
Jorge Campillo T27	72-71-69-68	280	91,000.00	Matt Kuchar T58	74-74-73-71	292	55,500.00
Tony Finau T27	68-70-68-74	280	91,000.00	Yusaku Miyazato T60	77-72-74-70	293	53,500.00
Kevin Kisner 29	70-71-66-74	281	88,000.00	Brandon Stone T60	75-76-71-71	293	53,500.00
Louis Oosthuizen T30	64-71-76-71	282	81,428.58	Brett Rumford 62	78-74-72-73	297	52,500.00
Dean Burmester T30	73-70-74-65	282	81,428.57	HaoTong Li 63	73-79-73-73	298	52,000.00
Patrick Cantlay T30	70-75-71-66	282	81,428.57	Gavin Kyle Green 64	78-73-74-74	299	51,500.00

2017 Mexico Championship

Club de Golf Chapultepec, Mexico City, Mexico

Purse: \$9,750,000

Par/Yards: 35-36—71/7,330

Feb. 27 - March 5

LEADERS	First Round	Second Round	Third Round
Ross Fisher	67 (-4)	Rory McIlroy	133 (-9)
Phil Mickelson	67 (-4)	Ross Fisher	135 (-7)
Ryan Moore	67 (-4)	Phil Mickelson	135 (-7)
Jon Rahm	67 (-4)	Justin Thomas	135 (-7)
Jimmy Walker	67 (-4)	Daniel Berger	136 (-6)
Lee Westwood	67 (-4)	Dustin Johnson	136 (-6)
Dustin Johnson	70 (-1)	Andy Sullivan	136 (-6)
		Justin Thomas	201 (-12)
		Dustin Johnson	202 (-11)
		Rory McIlroy	203 (-10)
		Phil Mickelson	203 (-10)
		Jon Rahm	204 (-9)
		Lee Westwood	204 (-9)



CUT: No cut. 76 of 77 professionals completed 72 holes.

WEATHER: Thursday: Partly cloudy, with a high of 75. Wind NE 8-20 mph. Friday: Partly cloudy, with a high of 72. Wind NW 8-15 mph. Saturday: Partly cloudy, with a high of 75. Wind NE 8-20 mph. Sunday: Partly cloudy, with a high of 72. Wind ENE 6-12 mph.

Winner: Dustin Johnson 70-66-66-68 270 (-14) 550pts. \$1,660,000

Dustin Johnson	1	70-66-66-68	270	\$1,660,000.00	Justin Rose	T38	70-72-71-71	284	\$64,000.00
Tommy Fleetwood	2	69-70-66-66	271	1,045,000.00	Charl Schwartzel	T38	71-68-70-75	284	64,000.00
Ross Fisher	T3	67-68-72-65	272	497,000.00	Jhonattan Vegas	T38	69-74-68-73	284	64,000.00
Jon Rahm	T3	67-70-67-68	272	497,000.00	Bubba Watson	T38	73-72-68-71	284	64,000.00
Thomas Pieters	T5	68-69-68-68	273	312,500.00	Gary Woodland	T38	73-67-74-70	284	64,000.00
Justin Thomas	T5	69-66-66-72	273	312,500.00	Roberto Castro	T45	69-68-74-74	285	59,000.00
Phil Mickelson	T7	67-68-68-71	274	211,666.67	Adam Scott	T45	73-76-68-68	285	59,000.00
Brandt Snedeker	T7	75-68-66-65	274	211,666.67	Bernd Wiesberger	T45	73-70-71-71	285	59,000.00
Rory McIlroy	T7	68-65-70-71	274	211,666.66	Byeong Hun An	T48	73-66-71-76	286	55,500.00
Tyrell Hatton	10	70-67-68-70	275	166,000.00	Brooks Koepka	T48	76-69-68-73	286	55,500.00
Kevin Kisner	11	72-68-68-68	276	154,000.00	Louis Oosthuizen	T48	73-72-73-68	286	55,500.00
Sergio Garcia	T12	68-71-68-70	277	131,250.00	Brendan Steele	T48	74-71-70-71	286	55,500.00
J.B. Holmes	T12	69-68-69-71	277	131,250.00	Emiliano Grillo	T52	72-77-69-69	287	52,000.00
Jordan Spieth	T12	71-72-63-71	277	131,250.00	Mike Hendry	T52	71-74-73-69	287	52,000.00
Fabrizio Zanotti	T12	68-69-72-68	277	131,250.00	Kevin Na	T52	75-70-70-72	287	52,000.00
Daniel Berger	T16	70-66-70-72	278	105,125.00	Sam Brazel	T55	75-68-70-75	288	50,000.00
Paul Casey	T16	74-71-67-66	278	105,125.00	Kevin Chappell	T55	71-77-71-69	288	50,000.00
Matthew Fitzpatrick	T16	71-67-72-68	278	105,125.00	Alexander Noren	T55	76-71-72-69	288	50,000.00
Rickie Fowler	T16	69-69-73-67	278	105,125.00	Marcus Fraser	T58	71-70-73-75	289	48,500.00
Francesco Molinari	T20	71-72-70-66	279	91,333.34	Jim Furyk	T58	77-71-70-71	289	48,500.00
Matt Kuchar	T20	68-71-67-73	279	91,333.33	Zach Johnson	T58	75-69-70-75	289	48,500.00
Andy Sullivan	T20	71-65-72-71	279	91,333.33	Yuta Ikeda	T61	75-74-72-69	290	47,250.00
Jason Dufner	T23	70-70-72-68	280	86,000.00	Patrick Reed	T61	71-76-72-71	290	47,250.00
Martin Kaymer	T23	70-67-75-68	280	86,000.00	David Lipsky	T63	73-73-75-70	291	46,625.00
Joost Luiten	T25	71-67-71-72	281	81,000.00	Thorbjorn Olesen	T63	73-77-68-73	291	46,625.00
Hideki Matsuyama	T25	72-72-66-71	281	81,000.00	Scott Hend	T65	76-71-73-73	293	46,125.00
Jimmy Walker	T25	67-74-68-72	281	81,000.00	Sean O'Hair	T65	71-71-75-76	293	46,125.00
William McGirt	T28	72-67-71-72	282	75,625.00	Roberto Diaz	T67	71-76-71-76	294	45,625.00
Ryan Moore	T28	67-73-69-73	282	75,625.00	Brandon Stone	T67	76-73-75-70	294	45,625.00
Lee Westwood	T28	67-71-66-78	282	75,625.00	Danny Willett	69	76-72-72-75	295	45,250.00
Chris Wood	T28	68-73-71-70	282	75,625.00	Russell Knox	70	73-74-68-81	296	45,000.00
Branden Grace	T32	73-69-68-73	283	70,500.00	Jeunghun Wang	71	73-77-74-73	297	44,750.00
Bill Haas	T32	70-69-75-69	283	70,500.00	Si Woo Kim	T72	71-75-77-76	299	44,250.00
Mackenzie Hughes	T32	70-70-73-70	283	70,500.00	Pablo Larrazabal	T72	73-73-75-78	299	44,250.00
Soren Kjeldsen	T32	75-71-71-66	283	70,500.00	Richard Sterne	T72	76-79-72-72	299	44,250.00
Scott Piercy	T32	72-73-72-66	283	70,500.00	Matthew Griffin	75	78-77-77-71	303	43,750.00
Hideto Tanihara	T32	75-67-67-74	283	70,500.00	K.T. Kim	76	78-75-76-77	306	43,500.00
Rafa Cabrera Bello	T38	72-69-71-72	284	64,000.00	Henrik Stenson	W/D			
Pat Perez	T38	68-71-74-71	284	64,000.00					

2016 Cadillac Championship

Trump National Doral, Miami, FL

Purse: \$9,500,000

Par/Yards: 36-36—72/7,528

Feb. 29 - March 6

LEADERS		First Round	Second Round	Third Round
Marcus Fraser	66 (-6)	66 (-6)	Adam Scott 134 (-10)	Rory McIlroy 204 (-12)
Scott Piercy	66 (-6)	67 (-5)	Dustin Johnson 136 (-8)	Dustin Johnson 207 (-9)
Phil Mickelson	67 (-5)	68 (-4)	Rory McIlroy 136 (-8)	Adam Scott 207 (-9)
Jason Dufner	68 (-4)	68 (-4)	Danny Willett 137 (-7)	Phil Mickelson 209 (-7)
Charley Hoffman	68 (-4)	68 (-4)	Charley Hoffman 138 (-6)	Bubba Watson 209 (-7)
Adam Scott	68 (-4)	68 (-4)	Bubba Watson 138 (-6)	Danny Willett 209 (-7)
Danny Willett	68 (-4)			



CUT: No cut. 65 of 66 professionals completed 72 holes.

WEATHER: Cloudy skies with temperatures in the low-80s. Wind SW at 8-15 mph. Friday: Partly cloudy skies with temperatures in the mid-80s. Wind W at 8-15 mph. Saturday: Partly cloudy skies with cooler temperatures reaching the upper-70s. Wind E at 10-20 mph. Sunday: Mostly sunny skies with temperatures in the low-80s. Wind N increased 15-25 mph in the afternoon.

Winner: Adam Scott 68-66-73-69 276 (-12) 550pts. \$1,620,000

Adam Scott 1	68-66-73-69	276/-12	\$1,620,000.00	Hideki Matsuyama T35	70-81-68-73	292/4	\$72,500.00
Bubba Watson 2	69-69-71-68	277/-11	1,018,000.00	Kevin Na T35	72-72-75-73	292/4	72,500.00
Rory McIlroy T3	71-65-68-74	278/-10	483,000.00	Justin Thomas T35	75-66-78-73	292/4	72,500.00
Danny Willett T3	68-69-72-69	278/-10	483,000.00	Billy Horschel 41	72-71-75-75	293/5	69,000.00
Phil Mickelson 5	67-72-70-70	279/-9	342,000.00	Ross Fisher T42	76-70-72-76	294/6	66,000.00
Jimmy Walker 6	69-72-73-66	280/-8	280,000.00	Martin Kaymer T42	76-71-71-76	294/6	66,000.00
Paul Casey 7	71-68-75-68	282/-6	240,000.00	K.T. Kim T42	71-74-75-74	294/6	66,000.00
Rickie Fowler T8	70-71-71-71	283/-5	197,500.00	Danny Lee T42	71-71-72-80	294/6	66,000.00
Smylie Kaufman T8	71-70-71-71	283/-5	197,500.00	Chris Wood T42	72-69-79-74	294/6	66,000.00
Harris English 10	71-70-71-72	284/-4	165,000.00	Emiliano Grillo T47	76-72-72-75	295/7	62,500.00
Rafa Cabrera Bello T11	73-71-67-74	285/-3	145,000.00	Zach Johnson T47	71-73-71-80	295/7	62,500.00
Jason Dufner T11	68-72-77-68	285/-3	145,000.00	Kiradech Aphibarnrat T49	75-71-71-79	296/8	60,000.00
Sergio Garcia T11	73-71-67-74	285/-3	145,000.00	Bill Haas T49	74-74-72-76	296/8	60,000.00
Dustin Johnson T14	72-64-71-79	286/-2	120,000.00	David Lingmerth T49	74-72-75-75	296/8	60,000.00
Louis Oosthuizen T14	74-70-69-73	286/-2	120,000.00	Byeong-Hun An T52	74-73-75-75	297/9	56,500.00
Bernd Wiesberger T14	72-69-74-71	286/-2	120,000.00	Victor Dubuisson T52	73-72-80-72	297/9	56,500.00
Scott Piercy T17	66-77-70-74	287/-1	102,166.67	Patrick Reed T52	77-74-74-72	297/9	56,500.00
Justin Rose T17	75-73-72-67	287/-1	102,166.67	Robert Streb T52	72-73-73-79	297/9	56,500.00
Jordan Spieth T17	69-72-73-73	287/-1	102,166.67	Nathan Holman 56	82-70-73-73	298/10	54,000.00
Andy Sullivan T17	71-70-73-73	287/-1	102,166.67	George Coetzee 57	72-76-76-75	299/11	53,000.00
Charley Hoffman T17	68-70-74-75	287/-1	102,166.66	Fabian Gomez 58	75-72-78-75	300/12	52,000.00
Charl Schwartzel T17	73-67-72-75	287/-1	102,166.66	J.B. Holmes 59	77-72-72-80	301/13	51,000.00
Jason Day T23	72-74-71-71	288/E	91,000.00	Marcus Fraser 60	66-77-80-79	302/14	50,500.00
Branden Grace T23	73-73-74-68	288/E	91,000.00	Yusaku Miyazato T61	76-73-74-80	303/15	49,750.00
Kevin Kisner T23	75-69-72-72	288/E	91,000.00	Jordan Zunic T61	75-74-75-79	303/15	49,750.00
Brooks Koepka T23	71-71-74-72	288/E	91,000.00	Scott Hend 63	75-76-80-79	310/22	49,000.00
Russell Knox 27	71-71-72-75	289/1	86,000.00	Kristoffer Broberg 64	83-73-80-75	311/23	48,500.00
Henrik Stenson T28	71-71-76-72	290/2	79,428.58	Steven Bowditch 65	81-80-80-84	325/37	48,000.00
Daniel Berger T28	75-71-70-74	290/2	79,428.57	Brandt Snedeker W/D	76	76/4	
Soren Kjeldsen T28	72-72-74-72	290/2	79,428.57				
Matt Kuchar T28	70-78-70-72	290/2	79,428.57				
Anirban Lahiri T28	70-70-71-79	290/2	79,428.57				
Marc Leishman T28	73-73-69-75	290/2	79,428.57				
Graeme McDowell T28	74-71-70-75	290/2	79,428.57				
Jamie Donaldson T35	70-72-76-74	292/4	72,500.00				
Matthew Fitzpatrick T35	76-71-72-73	292/4	72,500.00				
Shane Lowry T35	71-73-75-73	292/4	72,500.00				

2015 Cadillac Championship

Trump National Doral, Miami, FL

Purse: \$9,250,000

Par/Yards: 36-36—72/7,528

March 2-8, 2015

LEADERS	First Round	Second Round	Third Round
J.B. Holmes	62 (-10)	135 (-9)	J.B. Holmes 205 (-11)
Ryan Moore	66 (-6)	137 (-7)	Dustin Johnson 210 (-6)
Rickie Fowler	68 (-4)	138 (-6)	Bubba Watson 210 (-6)
Dustin Johnson	68 (-4)	140 (-4)	Ryan Moore 211 (-5)
Alexander Levy	68 (-4)	140 (-4)	Bill Haas 212 (-4)
		Dustin Johnson 141 (-3)	Louis Oosthuizen 212 (-4)
			Henrik Stenson 212 (-4)



CUT: No Cut. 73 of 74 players completed 72 holes.

WEATHER: Thursday: Partly cloudy skies and warm temperatures in the mid-80s. SE wind at 15-25 mph in the morning, gradually diminishing in the afternoon. Friday: Partly cloudy. High of 85. Wind E at 6-12 mph. Saturday: Cloudy, with occasional showers. Temperature in the 80s, with NE wind at 10-20 mph. Sunday: Mostly cloudy. High of 79. ENE wind at 15-25 mph.

Winner: Dustin Johnson 68-73-69-69 279 \$1,570,000

Dustin Johnson	1	68-73-69-69	279	\$1,570,000.00	Keegan Bradley	T38	73-74-75-70	292	\$65,500.00
J.B. Holmes	2	62-73-70-75	280	930,000.00	Paul Casey	T38	75-73-72-72	292	65,500.00
Bubba Watson	3	71-69-70-71	281	540,000.00	Charley Hoffman	T38	70-74-72-76	292	65,500.00
Adam Scott	T4	70-68-75-71	284	365,000.00	Alexander Levy	T38	68-73-79-72	292	65,500.00
Henrik Stenson	T4	69-71-72-72	284	365,000.00	Marcel Siem	T38	78-72-75-67	292	65,500.00
Louis Oosthuizen	6	71-74-67-73	285	270,000.00	Cameron Tringale	T38	73-74-72-73	292	65,500.00
Bill Haas	T7	74-73-65-74	286	215,000.00	Jamie Donaldson	T44	70-72-76-75	293	61,500.00
Webb Simpson	T7	74-69-70-73	286	215,000.00	Charl Schwartzel	T44	71-72-75-75	293	61,500.00
Kevin Na	T9	74-71-71-71	287	163,333.34	Sangmoon Bae	T46	75-71-73-75	294	59,000.00
Rory McIlroy	T9	73-70-72-72	287	163,333.33	Billy Horschel	T46	72-75-75-72	294	59,000.00
Ryan Moore	T9	66-71-74-76	287	163,333.33	Joost Luiten	T46	79-69-73-73	294	59,000.00
Rickie Fowler	T12	68-77-71-72	288	123,000.00	Greg Chalmers	T49	77-72-73-73	295	55,000.00
Jim Furyk	T12	70-73-76-69	288	123,000.00	Luke Donald	T49	72-76-74-73	295	55,000.00
Ryan Palmer	T12	71-70-74-73	288	123,000.00	Jason Dufner	T49	79-71-71-74	295	55,000.00
Lee Westwood	T12	71-72-70-75	288	123,000.00	Zach Johnson	T49	76-73-73-73	295	55,000.00
Danny Willett	T12	73-76-71-68	288	123,000.00	Ian Poulter	T49	74-78-71-72	295	55,000.00
Morgan Hoffmann	T17	73-71-71-74	289	97,500.00	Branden Grace	54	75-74-72-75	296	52,000.00
Brooks Koepka	T17	69-74-73-73	289	97,500.00	Justin Rose	55	73-74-73-77	297	51,000.00
Shane Lowry	T17	71-74-70-74	289	97,500.00	Russell Henley	T56	74-74-72-78	298	48,000.00
Brandt Snedeker	T17	74-73-70-72	289	97,500.00	Chris Kirk	T56	76-77-73-72	298	48,000.00
Jordan Spieth	T17	75-69-73-72	289	97,500.00	Graeme McDowell	T56	73-73-75-77	298	48,000.00
Marc Warren	T17	73-75-69-72	289	97,500.00	Alexander Noren	T56	73-77-74-74	298	48,000.00
Thomas Aiken	T23	78-69-72-71	290	83,000.00	Robert Streb	T56	72-80-72-74	298	48,000.00
Ross Fisher	T23	78-71-69-72	290	83,000.00	Geoff Ogilvy	61	74-76-74-75	299	45,500.00
Mikko Ilonen	T23	78-72-67-73	290	83,000.00	Victor Dubuisson	T62	72-73-70-85	300	44,750.00
Matt Kuchar	T23	73-75-70-72	290	83,000.00	Steven Jeffress	T62	75-74-78-73	300	44,750.00
Hideki Matsuyama	T23	76-72-72-70	290	83,000.00	David Lipsky	T62	74-73-76-77	300	44,750.00
Patrick Reed	T23	71-73-71-75	290	83,000.00	Hunter Mahan	65	75-79-74-74	302	44,250.00
Brendon Todd	T23	72-73-72-73	290	83,000.00	Stephen Gallacher	T66	84-72-78-69	303	43,875.00
Gary Woodland	T23	70-74-76-70	290	83,000.00	Danie van Tonder	T66	74-74-75-80	303	43,875.00
Jason Day	T31	76-74-70-71	291	72,000.00	Koumei Oda	68	74-78-73-79	304	43,500.00
Sergio Garcia	T31	73-69-71-78	291	72,000.00	Thongchai Jaidee	69	80-73-76-76	305	43,250.00
Martin Kaymer	T31	71-76-71-73	291	72,000.00	Gary Stal	70	75-79-77-75	306	43,000.00
Phil Mickelson	T31	74-74-71-72	291	72,000.00	Tommy Fleetwood	T71	77-77-73-80	307	42,625.00
John Senden	T31	73-70-74-74	291	72,000.00	Anirban Lahiri	T71	80-76-74-77	307	42,625.00
Jimmy Walker	T31	71-76-70-74	291	72,000.00	Hiroynki Fujita	73	75-83-78-79	315	42,250.00
Bernd Wiesberger	T31	74-74-71-72	291	72,000.00					


2014 Cadillac Championship

Blue Monster at Trump National Doral, Miami, FL **Purse: \$9,000,000** **Par/Yards: 36-36—72/7,481** **March 3-9, 2014**

LEADERS		First Round	Second Round	Third Round
	Patrick Reed	68 (-4)	Dustin Johnson.....	Patrick Reed
	Jason Dufner	69 (-3)	Matt Kuchar.....	Jason Dufner
	Harris English.....	69 (-3)	Hunter Mahan.....	Hunter Mahan
	Dustin Johnson.....	69 (-3)	Patrick Reed	Jamie Donaldson.....
	Matt Kuchar.....	69 (-3)	Jamie Donaldson.....	Tiger Woods
	Hunter Mahan.....	69 (-3)	Graeme McDowell.....	
	Francesco Molinari.....	69 (-3)	Rory McIlroy.....	
			Francesco Molinari.....	

CUT: No cut. 67 of 68 players completed 72 holes.

WEATHER: Thursday: mostly cloudy. Temperatures in the low-to-mid 80s. Wind S at 15-20, gusting to 30 mph. Play suspended due to strong thunderstorms at 2:22 p.m. The peak wind gust was 40 mph and the course received .25 inches of rain. Play resumed at 4:46 p.m., and officials suspended play at 5:57 p.m. due to darkness. The six players in the two lead groups (off No. 1 and 10 tees) were the only ones to complete their rounds. Friday: The first round resumed at 8:45 a.m., with the second round resuming as scheduled. Partly cloudy and windy. Wind W at 15-20 mph, gusting to 36 mph. High of 77. Saturday: Sunny. High of 79. Wind NW shifting E at 5-10 mph. Sunday: Partly cloudy. High of 77. Wind E at 5-10 mph.



Winner: Patrick Reed 68-75-69-72 284 \$1,500,000.00

Patrick Reed	1	68-75-69-72	284	\$1,530,000.00	Hyung-Sung Kim	T34	72-74-74-74	294	\$68,500.00
Jamie Donaldson	T2	74-70-71-70	285	753,000.00	Hideki Matsuyama	T34	72-77-71-74	294	68,500.00
Bubba Watson	T2	73-72-72-68	285	753,000.00	Justin Rose	T34	74-77-70-73	294	68,500.00
Dustin Johnson	T4	69-74-73-72	288	395,000.00	Jordan Spieth	T34	73-79-73-69	294	68,500.00
Richard Sterne	T4	74-73-70-71	288	395,000.00	Lee Westwood	T34	75-79-70-70	294	68,500.00
Thongchai Jaidee	T6	73-74-74-68	289	248,333.34	Darren Fichardt	T40	73-78-72-72	295	63,500.00
Stephen Gallacher	T6	75-75-70-69	289	248,333.33	Branden Grace	T40	75-74-69-77	295	63,500.00
Bill Haas	T6	73-76-69-71	289	248,333.33	Chris Kirk	T40	75-71-76-73	295	63,500.00
Jason Dufner	T9	69-77-68-76	290	151,250.00	Louis Oosthuizen	T40	72-78-71-74	295	63,500.00
Hunter Mahan	T9	69-74-71-76	290	151,250.00	Thomas Bjorn	T44	75-75-73-73	296	60,500.00
Graeme McDowell	T9	73-71-73-73	290	151,250.00	Rickie Fowler	T44	76-75-74-71	296	60,500.00
Charl Schwartzel	T9	70-76-76-68	290	151,250.00	Brandt Snedeker	46	73-73-75-76	297	59,000.00
Miguel A. Jimenez	T13	70-77-69-75	291	110,000.00	Russell Henley	T47	72-78-75-73	298	57,000.00
Matt Kuchar	T13	69-74-74-74	291	110,000.00	Webb Simpson	T47	80-78-70-70	298	57,000.00
Joost Luiten	T13	76-72-71-72	291	110,000.00	Kevin Stadler	T47	77-76-72-73	298	57,000.00
Jonas Blixt	T16	79-72-75-66	292	90,666.67	Keegan Bradley	T50	74-76-75-74	299	54,500.00
George Coetzee	T16	74-74-73-71	292	90,666.67	Billy Horschel	T50	77-78-71-73	299	54,500.00
Sergio Garcia	T16	74-76-73-69	292	90,666.67	Ernie Els	T52	75-78-73-74	300	52,500.00
Scott Hend	T16	72-76-73-71	292	90,666.67	Ian Poulter	T52	71-78-73-78	300	52,500.00
Henrik Stenson	T16	73-76-74-69	292	90,666.67	Brendon de Jonge	T54	76-79-74-72	301	51,000.00
Gary Woodland	T16	72-78-71-71	292	90,666.67	Gonzalo Fdez-Castano	T54	77-77-77-70	301	51,000.00
Harris English	T16	69-77-74-72	292	90,666.66	Boo Weekley	T54	75-75-78-73	301	151,000.00
Zach Johnson	T16	70-75-71-76	292	90,666.66	Steve Stricker	57	77-78-71-76	302	50,000.00
Phil Mickelson	T16	74-75-69-74	292	90,666.66	Roberto Castro	T58	74-78-78-73	303	49,250.00
Luke Donald	T25	70-82-72-69	293	76,000.00	Martin Kaymer	T58	75-80-73-75	303	49,250.00
Rory McIlroy	T25	70-74-75-74	293	76,000.00	Jin Jeong	T60	75-75-78-77	305	48,250.00
Francesco Molinari	T25	69-75-76-73	293	76,000.00	Matteo Manassero	T60	76-76-74-79	305	48,250.00
Ryan Moore	T25	70-79-69-75	293	76,000.00	Victor Dubuisson	T62	72-81-75-78	306	47,000.00
Adam Scott	T25	75-73-72-73	293	76,000.00	Jim Furyk	T62	78-77-75-76	306	47,000.00
Kevin Streelman	T25	75-74-72-72	293	76,000.00	D.A. Points	T62	82-76-74-74	306	47,000.00
Peter Uihlein	T25	73-77-71-72	293	76,000.00	Dawie van der Walt	65	81-83-71-75	310	46,000.00
Jimmy Walker	T25	73-77-67-76	293	76,000.00	Brett Rumford	66	83-79-77-74	313	45,500.00
Tiger Woods	T25	76-73-66-78	293	76,000.00	Kiradech Aphibarnrat	67	74-82-79-79	314	45,000.00
Graham DeLaet	T34	78-72-70-74	294	68,500.00					

2013 Cadillac Championship

TPC Blue Monster at Doral, Miami, FL

Purse: \$8,750,000

Par/Yards: 36-36—72/7,334

March 4-10, 2013

LEADERS	First Round	Second Round	Third Round
	Sergio Garcia 66 (-6)	Tiger Woods..... 131 (-13)	Tiger Woods..... 198 (-18)
	Freddie Jacobson 66 (-6)	Graeme McDowell 133 (-11)	Graeme McDowell 202 (-14)
	Graeme McDowell 66 (-6)	Phil Mickelson 134 (-10)	Phil Mickelson 203 (-13)
	Bubba Watson 66 (-6)	Steve Stricker 134 (-10)	Steve Stricker 203 (-13)
	Tiger Woods..... 66 (-6)	Freddie Jacobson 135 (-9)	Keegan Bradley 205 (-11)
		Bubba Watson 135 (-9)	Sergio Garcia 205 (-11)
			Charl Schwartzel 205 (-11)
			Michael Thompson 205 (-11)



CUT: No cut. All 65 players completed 72 holes.

WEATHER: Thursday: Sunny. High of 71. Winds NNW at 8-15 mph. Friday: Sunny. High of 76. Winds NNE at 6-12 mph. Saturday: Partly cloudy and breezy. High of 77. Winds NE at 10-20 mph. Sunday: Partly cloudy and breezy. High of 75. Winds E at 15-25 mph.

Winner: Tiger Woods 66-65-67-71 269 \$1,500,000.00

Tiger Woods 1	66-65-67-71	269	\$1,500,000.00	Louis Oosthuizen T33	70-75-69-72	286	\$71,500.00
Steve Stricker 2	67-67-69-68	271	880,000.00	Rickie Fowler T35	69-69-71-78	287	68,500.00
Sergio Garcia T3	66-72-67-69	274	417,500.00	Jim Furyk T35	72-70-72-73	287	68,500.00
Graeme McDowell T3	66-67-69-72	274	417,500.00	Brian Gay T35	70-76-69-72	287	68,500.00
Phil Mickelson T3	67-67-69-71	274	417,500.00	Matt Kuchar T35	72-72-72-71	287	68,500.00
Adam Scott T3	72-70-68-64	274	417,500.00	Padraig Harrington T39	76-72-68-72	288	64,500.00
Keegan Bradley 7	68-68-69-71	276	240,000.00	David Lynn T39	71-70-76-71	288	64,500.00
Peter Hanson T8	67-71-70-70	278	163,750.00	Marcel Siem T39	75-73-70-70	288	64,500.00
Rory McIlroy T8	73-69-71-65	278	163,750.00	Bo Van Pelt T39	68-75-71-74	288	64,500.00
Justin Rose T8	68-72-70-68	278	163,750.00	Luke Donald T43	70-76-71-72	289	60,500.00
Michael Thompson T8	69-69-67-73	278	163,750.00	Gonzalo Fdez-Castano T43	72-70-73-74	289	60,500.00
Jason Dufner T12	69-69-69-72	279	113,750.00	Bill Haas T43	72-73-72-72	289	60,500.00
Charles Howell III T12	68-71-69-71	279	113,750.00	Chris Wood T43	71-74-71-73	289	60,500.00
Dustin Johnson T12	68-69-70-72	279	113,750.00	Zach Johnson T47	71-67-77-75	290	57,500.00
Richard Sterne T12	70-71-71-67	279	113,750.00	Geoff Ogilvy T47	69-74-73-74	290	57,500.00
Freddie Jacobson T16	66-69-71-74	280	98,000.00	Branden Grace T49	73-74-72-72	291	54,500.00
Charl Schwartzel T16	71-65-69-75	280	98,000.00	Martin Kaymer T49	76-68-73-74	291	54,500.00
Nicolas Colsaerts T18	71-71-67-72	281	93,000.00	Carl Pettersson T49	71-75-71-74	291	54,500.00
Bubba Watson T18	66-69-71-75	281	93,000.00	Nick Watney T49	69-71-77-74	291	54,500.00
Alexander Noren T20	69-70-72-71	282	88,000.00	George Coetzee T53	70-69-73-80	292	50,600.00
John Senden T20	69-69-70-74	282	88,000.00	Stephen Gallacher T53	74-75-69-74	292	50,600.00
Webb Simpson T20	72-67-71-72	282	88,000.00	Ryan Moore T53	73-71-72-76	292	50,600.00
Scott Jamieson T23	70-69-72-72	283	83,000.00	Thorbjorn Olesen T53	75-75-70-72	292	50,600.00
Matteo Manassero T23	71-71-75-66	283	83,000.00	Thaworn Wiratchant T53	69-69-77-77	292	50,600.00
Hunter Mahan T25	67-72-71-74	284	79,000.00	Mike Hendry T58	72-66-78-77	293	48,750.00
Scott Piercy T25	70-73-69-72	284	79,000.00	Paul Lawrie T58	78-73-72-70	293	48,750.00
Lee Westwood T25	73-69-71-71	284	79,000.00	Tim Clark T60	72-73-71-79	295	47,500.00
Ernie Els T28	73-69-72-71	285	75,000.00	Marcus Fraser T60	73-72-77-73	295	47,500.00
Russell Henley T28	70-72-70-73	285	75,000.00	John Merrick T60	75-72-72-76	295	47,500.00
John Huh T28	71-67-71-76	285	5,000.00	Rafael Cabrera Bello T63	71-74-76-78	299	46,250.00
Francesco Molinari T28	78-66-72-69	285	75,000.00	Jamie Donaldson T63	72-77-76-74	299	46,250.00
Ian Poulter T28	68-70-72-75	285	75,000.00	Robert Garrigus 65	75-75-74-76	300	45,500.00
Jason Day T33	74-66-75-71	286	71,500.00				

2012 Cadillac Championship

TPC Blue Monster at Doral, Miami, FL

Purse: \$8,500,000

Par/Yards: 36-36—72/7,334

March 5-11, 2012

LEADERS		First Round	Second Round	Third Round
	Jason Dufner.....	66 (-6)	Bubba Watson.....	132 (-12)
	Adam Scott.....	66 (-6)	Justin Rose.....	133 (-11)
	Thomas Bjorn.....	68 (-4)	Adam Scott.....	134 (-10)
	Charl Schwartzel.....	68 (-4)	Peter Hanson.....	135 (-9)
	Aaron Baddeley.....	69 (-3)	Thomas Bjorn.....	136 (-8)
	Keegan Bradley.....	69 (-3)	Keegan Bradley.....	136 (-8)
	Miguel A. Jimenez.....	69 (-3)		
	Juvic Pagunsan.....	69 (-3)		
	Alvaro Quiros.....	69 (-3)		
	Justin Rose.....	69 (-3)		
	Kyle Stanley.....	69 (-3)		
	Steve Stricker.....	69 (-3)		
				Bubba Watson.....
				Keegan Bradley.....
				Justin Rose.....
				Peter Hanson.....
				Zach Johnson.....
				Matt Kuchar.....



CUT: No cut. Seventy-two of 74 players completed 72 holes.

WEATHER: Thursday: Mostly cloudy and windy. High of 80. Winds E 15-25 mph, with gusts up to 31 mph. Friday: Mostly cloudy and windy. High of 80. Winds E 15-25 mph, with gusts up to 31 mph. Saturday: Partly cloudy with a high of 82. Winds E 10-15 mph. Sunday: Partly cloudy with afternoon showers. High of 80. Winds E 15-25 mph.

Winner: Justin Rose 69-64-69-70 272 \$1,400,000.00

Justin Rose	1	69-64-69-70	272	\$1,400,000.00	Nicolas Colsaerts	T35	73-70-70-71	284	\$60,500.00
Bubba Watson	2	70-62-67-74	273	845,000.00	Branden Grace	T35	78-72-64-70	284	60,500.00
Rory McIlroy	3	73-69-65-67	274	516,000.00	Dustin Johnson	T35	75-68-73-68	284	60,500.00
Peter Hanson	T4	70-65-69-71	275	362,500.00	Juvic Pagunsan	T35	69-71-72-72	284	60,500.00
Charl Schwartzel	T4	68-69-70-68	275	362,500.00	Chez Reavie	T35	78-68-67-71	284	60,500.00
Luke Donald	T6	70-68-69-69	276	260,000.00	Webb Simpson.....	T35	75-66-66-77	284	60,500.00
John Senden	T6	76-67-68-65	276	260,000.00	Darren Clarke	T43	74-74-68-69	285	55,500.00
Keegan Bradley	T8	69-67-66-75	277	165,000.00	Phil Mickelson	T43	72-71-71-71	285	55,500.00
Matt Kuchar	T8	72-67-66-72	277	165,000.00	Rickie Fowler	T45	74-70-72-70	286	52,000.00
Steve Stricker	T8	69-70-69-69	277	165,000.00	Retief Goosen	T45	74-71-71-70	286	52,000.00
Bo Van Pelt	T8	73-65-70-69	277	165,000.00	Miguel A. Jimenez	T45	69-71-73-73	286	52,000.00
Aaron Baddeley	12	69-74-68-67	278	120,000.00	Brandt Snedeker	T45	75-69-70-72	286	52,000.00
Graeme McDowell	T13	75-67-67-70	279	101,000.00	Mark Wilson	T45	72-70-72-72	286	52,000.00
Francesco Molinari	T13	75-68-71-65	279	101,000.00	Hennie Otto	50	73-66-71-77	287	49,000.00
Adam Scott	T13	66-68-74-71	279	101,000.00	Paul Casey	T51	76-71-68-73	288	46,875.00
Johnson Wagner	T13	70-69-67-73	279	101,000.00	Ben Crane	T51	73-71-73-71	288	46,875.00
Charles Howell III	T17	70-67-71-72	280	92,000.00	K.T. Kim	T51	74-72-70-72	288	46,875.00
Zach Johnson	T17	70-68-67-75	280	92,000.00	Kyle Stanley	T51	69-69-76-74	288	46,875.00
Nick Watney	T17	71-73-69-67	280	92,000.00	Gonzalo Fdez-Castano	T55	74-70-73-72	289	45,250.00
Greg Chalmers	T20	71-70-68-72	281	85,000.00	Geoff Ogilvy	T55	73-73-70-73	289	45,250.00
Jason Day	T20	73-67-70-71	281	85,000.00	Jbe' Kruger	T57	72-71-73-74	290	44,250.00
Robert Karlsson	T20	75-68-70-68	281	85,000.00	Alvaro Quiros	T57	69-74-71-76	290	44,250.00
Martin Kaymer	T20	73-64-70-74	281	85,000.00	Y.E. Yang	59	72-67-76-76	291	43,500.00
Thomas Bjorn	T24	68-68-75-71	282	76,000.00	Sergio Garcia	T60	75-74-68-76	293	42,000.00
Marcus Fraser	T24	76-68-69-69	282	76,000.00	Paul Lawrie	T60	70-74-72-77	293	42,000.00
Martin Laird	T24	72-73-66-71	282	76,000.00	Louis Oosthuizen	T60	77-70-74-72	293	42,000.00
Hunter Mahan	T24	71-72-66-73	282	76,000.00	Ian Poulter	T60	76-77-71-69	293	42,000.00
Robert Rock	T24	75-70-68-69	282	76,000.00	Tadahiro Takayama	T60	74-73-75-71	293	42,000.00
Jason Dufner	T29	66-72-73-72	283	67,500.00	Rafael Cabrera Bello	65	75-70-75-74	294	40,500.00
Bill Haas	T29	74-70-70-69	283	67,500.00	Pablo Larrazabal	T66	76-73-71-75	295	39,750.00
Anders Hansen	T29	70-72-69-72	283	67,500.00	Vijay Singh	T66	75-73-72-75	295	39,750.00
Garth Mulroy	T29	73-71-69-70	283	67,500.00	Fredrik Jacobson	68	72-76-71-77	296	39,000.00
Lee Westwood	T29	76-67-68-72	283	67,500.00	Alexander Noren	69	74-75-72-76	297	38,500.00
Gary Woodland	T29	71-70-70-72	283	67,500.00	Tetsuji Hiratsuka	70	78-73-70-77	298	38,000.00
Jonathan Byrd	T35	72-70-70-72	284	60,500.00	Sang-Moon Bae	71	79-76-73-71	299	37,750.00
K.J. Choi	T35	74-67-70-73	284	60,500.00	Simon Dyson	72	74-72-73-81	300	37,500.00

2011 Cadillac Championship

TPC Blue Monster, Doral, FL
March 7-13, 2011

Purse: \$8,500,000

Par/Yards: 36-36—72/7,334

LEADERS	First Round	Second Round	Third Round
	Hunter Mahan 64 (-8)	Hunter Mahan 135 (-9)	Dustin Johnson 203 (-13)
	Ryo Ishikawa 65 (-7)	Martin Kaymer 136 (-8)	Luke Donald 205 (-11)
	Martin Kaymer 66 (-6)	Francesco Molinari 136 (-8)	Matt Kuchar 205 (-11)
	Luke Donald 67 (-5)	Matt Kuchar 137 (-7)	Nick Watney 205 (-11)
	Charley Hoffman 67 (-5)	Martin Laird 137 (-7)	Hunter Mahan 206 (-10)
	Martin Laird 67 (-5)	Rory McIlroy 137 (-7)	Rory McIlroy 206 (-10)
	Nick Watney 67 (-5)	Nick Watney 137 (-7)	Francesco Molinari 206 (-10)
			Adam Scott 206 (-10)

CUT: No cut. All 66 players finished 72 holes.



WEATHER: Thursday: Sunny and cooler. High of 71. Winds NNW at 10-20 mph. The first round was suspended due to a lightning in the area at 11:45 a.m., with wind gusts reaching 52 mph. Play resumed at 2:30 p.m. and was suspended due to darkness at 6:15 p.m. with just 11 players having completed their round. Friday: The first round resumed at 8:32 a.m., and the second round began on schedule at 11:25 a.m. Sunny and cooler. High of 71. Winds NNW at 10-20 mph. Saturday: Sunny. High of 75. Winds NE at 10-15 mph. Sunday: Mostly sunny. High of 78. Winds E at 10-15 mph.

Winner: Nick Watney 67-70-68-67 272 \$1,400,000

Nick Watney 1	67-70-68-67	272	\$1,400,000.00	Jhonattan Vegas T31	69-74-69-74	286	\$69,500.00
Dustin Johnson 2	69-69-65-71	274	850,000.00	Thomas Aiken T35	68-75-74-70	287	65,500.00
Anders Hansen T3	71-69-68-67	275	465,000.00	Kevin Na T35	74-75-69-69	287	65,500.00
Francesco Molinari T3	68-68-70-69	275	465,000.00	Bo Van Pelt T35	71-74-66-76	287	65,500.00
Matt Kuchar 5	68-69-68-71	276	350,000.00	Camilo Villegas T35	71-71-73-72	287	65,500.00
Luke Donald T6	67-72-66-72	277	271,000.00	K.J. Choi T39	73-69-72-74	288	62,000.00
Adam Scott T6	68-70-68-71	277	271,000.00	Edoardo Molinari T39	71-73-70-74	288	62,000.00
Rickie Fowler 8	71-73-68-66	278	200,000.00	Y.E. Yang T39	73-72-72-71	288	62,000.00
Hunter Mahan 9	64-71-71-73	279	175,000.00	Ryo Ishikawa T42	65-76-70-78	289	59,000.00
Jonathan Byrd T10	70-74-68-68	280	129,000.00	Graeme McDowell T42	70-73-71-75	289	59,000.00
Padraig Harrington T10	68-71-68-73	280	129,000.00	Justin Rose T42	77-71-70-71	289	59,000.00
Martin Laird T10	67-70-70-73	280	129,000.00	Jason Day T45	71-76-71-72	290	55,500.00
Rory McIlroy T10	68-69-69-74	280	129,000.00	Marcus Fraser T45	69-78-71-72	290	55,500.00
Tiger Woods T10	70-74-70-66	280	129,000.00	D.A. Points T45	68-72-71-79	290	55,500.00
Robert Allenby T15	72-72-69-68	281	100,000.00	Ian Poulter T45	73-70-74-73	290	55,500.00
Ernie Els T15	69-70-73-69	281	100,000.00	S.S.P. Chowrasia T49	74-72-72-73	291	50,500.00
Kevin Streelman T15	68-72-72-69	281	100,000.00	Jim Furyk T49	74-71-71-75	291	50,500.00
Paul Casey T18	70-71-69-72	282	89,000.00	Kyung-tae Kim T49	73-70-73-75	291	50,500.00
Louis Oosthuizen T18	71-73-67-71	282	89,000.00	Geoff Ogilvy T49	76-73-72-70	291	50,500.00
Steve Stricker T18	68-71-69-74	282	89,000.00	Ryan Palmer T49	73-73-68-77	291	50,500.00
Lee Westwood T18	70-74-70-68	282	89,000.00	Mark Wilson T49	72-75-71-73	291	50,500.00
Ryan Moore T22	70-74-70-69	283	83,000.00	Peter Hanson T55	73-73-73-73	292	45,500.00
Vijay Singh T22	68-72-68-75	283	83,000.00	Yuta Ikeda T55	74-73-74-71	292	45,500.00
Charley Hoffman T24	67-75-73-69	284	77,250.00	Miguel A. Jimenez T55	71-72-73-76	292	45,500.00
Zach Johnson T24	72-75-68-69	284	77,250.00	Phil Mickelson T55	73-71-72-76	292	45,500.00
Martin Kaymer T24	66-70-74-74	284	77,250.00	Seung-yul Noh 59	72-70-79-72	293	43,000.00
Charl Schwartzel T24	71-71-75-67	284	77,250.00	Anthony Kim 60	80-74-68-72	294	40,250.00
Aaron Baddeley T28	72-66-73-74	285	73,000.00	Rhys Davies T61	73-76-72-74	295	41,500.00
Thomas Bjorn T28	71-73-70-71	285	73,000.00	Ross Fisher T61	69-76-76-74	295	41,500.00
Rory Sabbatini T28	74-74-67-70	285	73,000.00	Hirofumi Fujita T61	71-73-74-77	295	41,500.00
Retief Goosen T31	69-76-68-73	286	69,500.00	Alvaro Quiros T64	70-77-74-75	296	40,250.00
Bill Haas T31	74-68-71-73	286	69,500.00	Peter Senior T64	75-73-73-75	296	40,250.00
Robert Karlsson T31	69-73-71-73	286	69,500.00	Jeff Overton 66	75-77-73-73	298	39,750.00

2010 CA Championship

TPC Blue Monster, Doral, FL
March 11-14, 2010

Purse: \$8,500,000

Par/Yards: 36-36—72/7,266

LEADERS	First Round	Second Round	Third Round
	Charl Schwartzel 67 (-5)	Ernie Els 134 (-10)	Charl Schwartzel 204 (-12)
	Robert Allenby 68 (-4)	Robert Allenby 135 (-9)	Ernie Els 204 (-12)
	Vijay Singh 68 (-4)	Bill Haas 137 (-7)	Padraig Harrington 205 (-11)
	Ernie Els 68 (-4)	Charl Schwartzel 137 (-7)	Robert Allenby 206 (-10)
		Soren Hansen 138 (-6)	Bill Haas 207 (-9)
		Padraig Harrington 138 (-6)	

CUT: Field of 68 players, no cut.



WEATHER: Thursday: Highs in the upper 70s with wind gusts to 25-30 mph. Friday: Temperatures in the lower 80s with SSW winds at 15-25 mph. Rain began in the afternoon, with total rainfall of 1.15 inches. With the rain, temperatures dropped into the mid-60s. Play was suspended at 1:28 p.m. due to dangerous weather with 10 of the 23 groups completing play. Play resumed at 1:50 p.m. and was suspended again at 2:37 p.m. with 17 of the 23 groups completing play. Play resumed at 5:12 p.m. Saturday: Mostly sunny skies with a high in the upper 70s and W winds at 10-20 mph. Sunday: Mostly sunny with temperatures reaching the upper 70s with W winds increasing to 12-22 mph.

Winner: Ernie Els 68-66-70-66 270 \$1,400,000

Ernie Els 1	68-66-70-66	270	\$1,400,000.00	Lee Westwood T30	74-68-74-69	285	\$70,000.00
Charl Schwartzel 2	67-70-67-70	274	850,000.00	Y.E. Yang T30	73-72-75-65	285	70,000.00
Martin Kaymer T3	70-72-66-69	277	426,666.67	Stewart Cink T37	75-74-72-65	286	62,500.00
Matt Kuchar T3	71-71-67-68	277	426,666.67	Ben Crane T37	74-73-69-70	286	62,500.00
Padraig Harrington T3	70-68-67-72	277	426,666.66	Gonzalo Fdez-Castano T37	72-68-71-75	286	62,500.00
Paul Casey T6	69-72-68-69	278	214,300.00	Jim Furyk T37	70-76-69-71	286	62,500.00
Bill Haas T6	71-66-70-71	278	214,300.00	Sergio Garcia T37	74-72-71-69	286	62,500.00
Graeme McDowell T6	74-68-70-66	278	214,300.00	Zach Johnson T37	76-70-71-69	286	62,500.00
Alistair Presnell T6	72-70-72-64	278	214,300.00	Ian Poulter T37	72-78-72-64	286	62,500.00
Alvaro Quiros T6	72-69-69-68	278	214,300.00	Henrik Stenson T37	71-72-71-72	286	62,500.00
John Senden T11	69-70-71-69	279	126,666.67	Ross Fisher T45	73-72-70-72	287	56,000.00
Vijay Singh T11	68-71-70-70	279	126,666.67	Anders Hansen T45	76-70-74-67	287	56,000.00
Robert Allenby T11	68-67-71-73	279	126,666.66	Geoff Ogilvy T45	72-71-75-69	287	56,000.00
Phil Mickelson T14	71-69-72-68	280	107,500.00	Ryan Palmer T45	79-68-72-68	287	56,000.00
Francesco Molinari T14	69-71-72-68	280	107,500.00	Kenny Perry T45	73-74-68-72	287	56,000.00
Steve Stricker T16	73-69-71-68	281	97,500.00	Angel Cabrera T50	74-71-70-73	288	50,500.00
Camilo Villegas T16	72-68-70-71	281	97,500.00	Simon Dyson T50	72-73-73-70	288	50,500.00
Jason Dufner T18	73-69-75-65	282	89,000.00	Jerry Kelly T50	70-72-73-73	288	50,500.00
Soren Hansen T18	69-69-71-73	282	89,000.00	Kevin Na T50	78-70-70-70	288	50,500.00
J.B. Holmes T18	69-70-73-70	282	89,000.00	Adam Scott T50	74-69-71-74	288	50,500.00
Sean O'Hair T18	71-71-74-66	282	89,000.00	David Toms T50	72-72-72-72	288	50,500.00
Tim Clark T22	70-69-74-70	283	81,000.00	Lucas Glover T56	72-72-71-75	290	45,500.00
Yuta Ikeda T22	71-68-74-70	283	81,000.00	Retief Goosen T56	76-71-73-70	290	45,500.00
Anthony Kim T22	71-73-71-68	283	81,000.00	Thongchai Jaidee T56	73-72-73-72	290	45,500.00
Heath Slocum T22	74-71-70-68	283	81,000.00	Dustin Johnson T56	69-72-76-73	290	45,500.00
Luke Donald T26	70-75-69-70	284	75,500.00	Soren Kjeldsen 60	74-78-73-66	291	43,000.00
Peter Hanson T26	74-66-74-70	284	75,500.00	Edoardo Molinari 61	72-74-72-74	292	42,500.00
Nick Watney T26	73-72-71-68	284	75,500.00	Robert Karlsson 62	78-70-73-72	293	42,000.00
Mike Weir T26	73-66-75-70	284	75,500.00	Miguel A. Jimenez T63	73-75-73-73	294	41,250.00
Brian Gay T30	74-69-74-68	285	70,000.00	Marc Leishman T63	78-73-71-72	294	41,250.00
WC Liang T30	72-69-71-73	285	70,000.00	Steve Marino T65	75-71-77-72	295	40,625.00
Hunter Mahan T30	72-70-69-74	285	70,000.00	Rory McIlroy T65	76-73-73-73	295	40,625.00
Ross McGowan T30	76-71-70-68	285	70,000.00	Oliver Wilson 67	78-74-77-67	296	40,250.00
Scott Verplank T30	76-72-69-68	285	70,000.00	Michael Sim 68	75-74-77-74	300	40,000.00


2009 CA Championship

Doral Golf Resort & Spa (Blue Course); Doral, FL
March 12-15, 2009

Purse: \$8,500,000

Par/Yards: 36-36—72/7,266

LEADERS	First Round	Second Round	Third Round
	Jeev Milkha Singh 65 (-7)	Phil Mickelson 131 (-13)	Phil Mickelson 200 (-16)
	Retief Goosen 65 (-7)	Nick Watney 133 (-11)	Nick Watney 200 (-16)
	Prayad Marksang 65 (-7)	Kenny Perry 134 (-10)	Jeev Milkha Singh 204 (-12)
	Phil Mickelson 65 (-7)	Rory McIlroy 134 (-10)	Camilo Villegas 204 (-12)
	Nick Watney 66 (-6)	Prayad Marksang 135 (-9)	Five players at 205 (-11)
	Rod Pampling 66 (-6)	Camilo Villegas 135 (-9)	
	James Kingston 66 (-6)	Rod Pampling 135 (-9)	
	Padraig Harrington 66 (-6)		



CUT: There was no cut. 79 of the 80 professionals completed 72 holes.

WEATHER: Thursday: Partly cloudy and warm with a high of 81. Winds E 10-18 mph. Friday: Partly cloudy with light sprinkles and a high of 80. E-SE winds 10-18 mph. Saturday: Partly cloudy with a high of 82. Winds SE 12-20 mph. Sunday: Partly cloudy with a high of 84. Winds SE 12-20 mph.

Winner: Phil Mickelson 65-66-69-69 269 \$1,400,000

Phil Mickelson 1	65-66-69-69	269	\$1,400,000.00	Ken Duke T40	71-75-67-71	284	\$58,500.00
Nick Watney 2	66-67-67-70	270	820,000.00	Richard Finch T40	72-72-69-71	284	58,500.00
Jim Furyk 3	68-68-69-67	272	470,000.00	Peter Hanson T40	70-74-72-68	284	58,500.00
Jeev Milkha Singh 4	65-71-68-70	274	360,000.00	Ryuji Imada T40	70-71-69-74	284	58,500.00
Camilo Villegas T5	67-68-69-71	275	275,000.00	Geoff Ogilvy T40	73-69-70-72	284	58,500.00
Oliver Wilson T5	67-70-72-66	275	275,000.00	Mark Brown T46	73-71-68-73	285	52,000.00
Thomas Aiken T7	74-66-71-65	276	192,500.00	Darren Clarke T46	74-71-71-69	285	52,000.00
Soren Kjeldsen T7	70-66-69-71	276	192,500.00	Ross Fisher T46	71-69-72-73	285	52,000.00
Justin Leonard T9	69-69-68-71	277	142,500.00	Shingo Katayama T46	70-70-72-73	285	52,000.00
Rod Pampling T9	66-69-71-71	277	142,500.00	Garth Mulroy T46	70-70-72-73	285	52,000.00
Kenny Perry T9	70-64-71-72	277	142,500.00	Andres Romero T46	67-71-77-70	285	52,000.00
Tiger Woods T9	71-70-68-68	277	142,500.00	D.J. Trahan T46	77-71-66-71	285	52,000.00
Soren Hansen T13	74-69-64-71	278	97,142.86	Chad Campbell T53	72-70-70-74	286	46,000.00
Prayad Marksang T13	65-70-72-71	278	97,142.86	Zach Johnson T53	70-72-72-72	286	46,000.00
Sean O'Hair T13	67-70-74-67	278	97,142.86	Hunter Mahan T53	71-74-68-73	286	46,000.00
Ian Poulter T13	69-67-73-69	278	97,142.86	Rory Sabbatini T53	69-74-74-69	286	46,000.00
Steve Stricker T13	69-70-70-69	278	97,142.86	Vijay Singh T53	69-72-71-74	286	46,000.00
Charley Hoffman T13	68-70-67-73	278	97,142.85	Anthony Kim 58	71-69-72-75	287	43,000.00
Alvaro Quiros T13	72-64-69-73	278	97,142.85	K.J. Choi T59	73-73-72-70	288	41,500.00
Luke Donald T20	69-70-68-72	279	80,142.86	Stewart Cink T59	73-73-69-73	288	41,500.00
Ernie Els T20	70-71-68-70	279	80,142.86	Stuart Appleby T61	71-71-69-78	289	39,550.00
Padraig Harrington T20	66-71-71-71	279	80,142.86	Dudley Hart T61	71-75-73-70	289	39,550.00
Louis Oosthuizen T20	67-69-73-70	279	80,142.86	Kevin Sutherland T61	74-76-68-71	289	39,550.00
Justin Rose T20	73-70-68-68	279	80,142.86	Boo Weekley T61	69-75-75-70	289	39,550.00
James Kingston T20	66-74-67-72	279	80,142.85	Lee Westwood T61	71-71-78-69	289	39,550.00
Rory McIlroy T20	68-66-72-73	279	80,142.85	Retief Goosen T66	65-76-73-76	290	38,125.00
Tim Clark 27	71-71-69-69	280	74,000.00	Wen-Tang Lin T66	75-70-70-75	290	38,125.00
Robert Allenby T28	69-71-72-69	281	72,000.00	Graeme McDowell T66	73-74-70-73	290	38,125.00
Ben Curtis T28	71-69-71-70	281	72,000.00	Adam Scott T66	71-76-72-71	290	38,125.00
Davis Love III T28	70-71-70-70	281	72,000.00	Trevor Immelman T70	74-76-72-69	291	37,375.00
Briny Baird T31	70-68-71-73	282	68,500.00	John Rollins T70	76-71-71-73	291	37,375.00
Paul Casey T31	71-66-72-73	282	68,500.00	Bubba Watson 72	72-71-74-75	292	37,000.00
Sergio Garcia T31	72-72-68-70	282	68,500.00	Richard Sterne 73	70-76-72-75	293	36,750.00
Robert Karlsson T31	71-70-72-69	282	68,500.00	Y.E. Yang 74	73-70-73-78	294	36,500.00
Dustin Johnson T35	70-66-71-76	283	64,000.00	Miguel A. Jimenez 75	69-72-76-78	295	36,250.00
Martin Kaymer T35	73-68-70-72	283	64,000.00	Azuma Yano 76	77-71-76-73	297	36,000.00
Pat Perez T35	70-68-72-73	283	64,000.00	Billy Mayfair T77	75-72-75-76	298	35,625.00
Carl Pettersson T35	74-69-69-71	283	64,000.00	Henrik Stenson T77	69-73-73-83	298	35,625.00
Mike Weir T35	71-69-70-73	283	64,000.00	Pablo Larrazabal 79	76-71-75-77	299	35,250.00
Stephen Ames T40	72-70-71-71	284	58,500.00				

2008 CA Championship


Doral Golf Resort & Spa (Blue Course); Doral, FL
March 21-24, 2008

Purse: \$8,000,000

Par/Yards: 36-36—72/7,266

LEADERS	First Round	Second Round	Third Round
Geoff Ogilvy	65 (-7)	Geoff Ogilvy	200 (-16)
Miguel Angel Jimenez.....	65 (-7)	Tiger Woods.....	204 (-12)
Stewart Cink.....	66 (-6)	Adam Scott.....	204 (-12)
Phil Mickelson.....	67 (-5)	Robert Karlsson.....	204 (-12)
Adam Scott.....	67 (-5)	Jeev Milkha Singh.....	204 (-12)
Anders Hansen.....	67 (-5)	Anders Hansen.....	204 (-12)
Tiger Woods.....	67 (-5)		205 (-11)
Nick O'Hern.....	67 (-5)		205 (-11)

CUT: There was no cut. 77 of the 78 professionals completed 72 holes.



WEATHER: Thursday: Mostly cloudy. High of 83. Friday: Partly cloudy and breezy. High of 78. Winds E 10-20 mph. Saturday: Mostly cloudy early with heavy afternoon thunderstorms. Play was suspended for the day at 1:15 p.m. with 61 players yet to complete their round. High of 83. Sunday: Third round resumed at 9 a.m., with the final round beginning at 11:45 a.m. Play suspended due to a dangerous situation at 2:21 p.m. and then resumed at 5:10 p.m. Play suspended at 7:20 p.m. High of 82. Monday: Final round resumed at 8:30 a.m. and ended at 10:41 a.m.

Winner: Geoff Ogilvy 65-67-68-71 271 \$1,350,000

Geoff Ogilvy.....	1	65-67-68-71	271	\$1,350,000.00	J.B. Holmes.....	T40	69-72-75-68	284	\$52,500.00
Jim Furyk.....	T2	69-71-64-68	272	530,000.00	Trevor Immelman.....	T40	70-74-70-70	284	52,500.00
Retief Goosen.....	T2	71-69-64-68	272	530,000.00	Brendan Jones.....	T40	76-75-66-67	284	52,500.00
Vijay Singh.....	T2	73-68-63-68	272	530,000.00	Scott Verplank.....	T40	71-70-74-69	284	52,500.00
Tiger Woods.....	5	67-66-72-68	273	285,000.00	Woody Austin.....	T44	70-70-74-71	285	48,875.00
Steve Stricker.....	T6	71-68-73-63	275	198,333.34	Niclas Fasth.....	T44	72-69-70-74	285	48,875.00
Nick O'Hern.....	T6	67-75-67-66	275	198,333.33	Hunter Mahan.....	T44	72-72-71-70	285	48,875.00
Graeme Storm.....	T6	71-70-63-71	275	198,333.33	Richard Sterne.....	T44	71-77-67-70	285	48,875.00
Zach Johnson.....	T9	69-72-67-68	276	147,500.00	Graeme McDowell.....	T48	72-71-70-73	286	47,000.00
Adam Scott.....	T9	67-68-69-72	276	147,500.00	Andrew McLardy.....	T48	74-74-70-68	286	47,000.00
Soren Kjeldsen.....	11	69-71-71-66	277	125,000.00	Brandt Snedeker.....	T48	74-70-72-70	286	47,000.00
K.J. Choi.....	T12	70-70-67-71	278	106,166.67	Paul Casey.....	T51	72-75-67-73	287	44,750.00
Anders Hansen.....	T12	67-71-67-73	278	106,166.67	S.S.P. Chowrasia.....	T51	74-73-68-72	287	44,750.00
Tim Clark.....	T12	71-69-66-72	278	106,166.66	Nick Dougherty.....	T51	70-73-71-73	287	44,750.00
Stephen Ames.....	T15	73-68-68-70	279	86,700.00	Richard Green.....	T51	74-72-71-70	287	44,750.00
Aaron Baddeley.....	T15	69-74-70-66	279	86,700.00	Charles Howell III.....	T51	69-76-72-70	287	44,750.00
Sergio Garcia.....	T15	69-73-69-68	279	86,700.00	Arron Oberholser.....	T51	72-70-72-73	287	44,750.00
Gregory Havret.....	T15	68-74-68-69	279	86,700.00	Martin Kaymer.....	T57	68-74-73-73	288	42,250.00
Justin Rose.....	T15	70-71-70-68	279	86,700.00	Ian Poulter.....	T57	71-72-72-73	288	42,250.00
Robert Allenby.....	T20	69-75-66-70	280	75,000.00	Henrik Stenson.....	T57	72-72-76-68	288	42,250.00
Stewart Cink.....	T20	66-74-71-69	280	75,000.00	D.J. Trahan.....	T57	74-73-75-66	288	42,250.00
Luke Donald.....	T20	68-72-70-70	280	75,000.00	Peter Hanson.....	T61	71-74-73-73	291	40,250.00
Phil Mickelson.....	T20	67-74-70-69	280	75,000.00	Chapchai Nirat.....	T61	70-70-74-77	291	40,250.00
John Rollins.....	T20	74-71-67-68	280	75,000.00	Paul Sheehan.....	T61	72-73-72-74	291	40,250.00
Mike Weir.....	T20	73-69-67-71	280	75,000.00	Brett Wetterich.....	T61	70-74-76-71	291	40,250.00
Miguel A. Jimenez.....	T26	65-74-71-71	281	66,500.00	Jonathan Byrd.....	T65	74-74-72-72	292	38,500.00
Jeev M. Singh.....	T26	68-70-70-73	281	66,500.00	Anton Haig.....	T65	72-80-73-67	292	38,500.00
Toru Taniguchi.....	T26	68-73-72-68	281	66,500.00	Colin Montgomerie.....	T65	75-74-70-73	292	38,500.00
Camilo Villegas.....	T26	71-72-68-70	281	66,500.00	Louis Oosthuizen.....	T68	74-72-70-77	293	37,625.00
Mark Calcavecchia.....	T30	68-71-71-72	282	62,500.00	Liang Wen-chong.....	T68	74-74-71-74	293	37,625.00
Robert Karlsson.....	T30	68-70-70-74	282	62,500.00	Soren Hansen.....	T70	77-77-68-72	294	37,000.00
Andres Romero.....	T30	68-72-73-69	282	62,500.00	James Kingston.....	T70	74-75-68-77	294	37,000.00
Boo Weekley.....	T30	72-73-69-68	282	62,500.00	Rory Sabbatini.....	T70	72-74-69-79	294	37,000.00
Stuart Appleby.....	T34	73-71-68-71	283	57,500.00	Shingo Katayama.....	T73	75-76-72-72	295	36,375.00
Daniel Chopra.....	T34	72-70-69-72	283	57,500.00	Craig Parry.....	T73	73-75-72-75	295	36,375.00
Ross Fisher.....	T34	68-73-70-72	283	57,500.00	Ernie Els.....	75	74-75-73-74	296	36,000.00
Ryuji Imada.....	T34	68-73-73-69	283	57,500.00	Mark Brown.....	76	73-74-76-74	297	35,750.00
Justin Leonard.....	T34	69-74-70-70	283	57,500.00	Heath Slocum.....	77	74-72-78-74	298	35,500.00
Lee Westwood.....	T34	71-72-72-68	283	57,500.00					

2007 CA Championship


Doral Golf Resort & Spa (Blue Course); Doral, FL
March 22-25, 2007

Purse: \$8,000,000

Par/Yards: 36-36—72/7,266

LEADERS	First Round	Second Round	Third Round
	Henrik Stenson 67 (-5)	Tiger Woods..... 137 (-7)	Tiger Woods..... 205 (-11)
	Robert Allenby 67 (-5)	Rod Pampling 139 (-5)	Brett Wetterich 209 (-7)
	Thomas Bjorn 68 (-4)	Aaron Baddeley 140 (-4)	Nick O'Hern 210 (-6)
	Aaron Baddeley 69 (-3)	Thomas Bjorn 140 (-4)	
	Charles Howell III 69 (-3)	Ernie Els 140 (-4)	
	Jose Maria Olazabal 69 (-3)	Charles Howell III 140 (-4)	
	Tiger Woods..... 71 (T10)	Trevor Immelman 140 (-4)	
		Zach Johnson 140 (-4)	
		Henrik Stenson 140 (-4)	

CUT: There was no cut. 72 professionals completed 72 holes. (2 withdrawals)



WEATHER: Cloudy and breezy Thursday, with a high of 76. Showers throughout the day with a total of .9 inches of rain. Wind 20-25 mph, with gusts up to 30 mph. Partly cloudy and breezy Friday, with an afternoon high in the lower 80s. Winds out of the E-NE at 15-25 mph. A few showers in late afternoon. Sunny and breezy Saturday, with an afternoon high in the low 80s. Winds out of the E-NE at 15-25 mph. A few showers throughout the day. Partly cloudy Sunday, with winds E-NE 15-25 mph and a high of 81.

Winner: Tiger Woods 71-66-68-73 278 \$1,350,000

Brett Wetterich 2	72-70-67-71	280	\$800,000.00	Jim Furyk T35	70-73-72-78	293	\$56,500.00
Robert Allenby T3	67-74-74-67	282	378,333.34	Trevor Immelman T35	72-68-74-79	293	56,500.00
Sergio Garcia T3	71-70-71-70	282	378,333.33	Jose Maria Olazabal T35	69-80-72-72	293	56,500.00
Geoff Ogilvy T3	72-69-71-70	282	378,333.33	Carl Pettersson T35	72-72-74-75	293	56,500.00
Aaron Baddeley T6	69-71-71-72	283	212,500.00	Rory Sabbatini T35	71-75-73-74	293	56,500.00
Niclas Fasth T6	72-70-70-71	283	212,500.00	Charl Schwartzel T35	75-74-70-74	293	56,500.00
Nick O'Hern T6	72-72-66-73	283	212,500.00	Steve Stricker T35	74-69-73-77	293	56,500.00
Paul Casey T9	76-70-66-72	284	157,500.00	Paul Broadhurst T45	73-71-73-77	294	49,000.00
Zach Johnson T9	72-68-73-71	284	157,500.00	Stewart Cink T45	74-68-73-79	294	49,000.00
Thomas Bjorn T11	68-72-71-74	285	111,000.00	Johan Edfors T45	74-73-74-73	294	49,000.00
Ernie Els T11	70-70-71-74	285	111,000.00	Arron Oberholser T45	74-76-71-73	294	49,000.00
Robert Karlsson T11	74-74-68-69	285	111,000.00	David Toms T45	72-72-76-74	294	49,000.00
Tom Pernice, Jr. T11	71-70-70-74	285	111,000.00	John Bickerton T50	77-72-74-72	295	45,000.00
Vijay Singh T11	74-68-69-74	285	111,000.00	Paul Goydos T50	74-75-70-76	295	45,000.00
Ian Poulter T16	73-68-75-70	286	87,333.34	Louis Oosthuizen T50	74-75-77-69	295	45,000.00
Charles Howell III T16	69-71-71-75	286	87,333.33	Brett Quigley T50	73-72-73-77	295	45,000.00
Dean Wilson T16	73-75-66-72	286	87,333.33	Mike Weir T50	73-75-73-74	295	45,000.00
Angel Cabrera T19	72-70-75-70	287	80,000.00	J.J. Henry T55	73-74-78-71	296	43,000.00
K.J. Choi T19	71-73-71-72	287	80,000.00	David Howell T55	74-73-73-76	296	43,000.00
Padraig Harrington T19	73-70-73-71	287	80,000.00	Colin Montgomerie T55	76-72-73-75	296	43,000.00
Henrik Stenson T19	67-73-72-75	287	80,000.00	Ben Curtis T58	76-75-69-77	297	41,500.00
Thongchai Jaidee T23	72-74-70-72	288	74,000.00	Retief Goosen T58	77-70-78-72	297	41,500.00
Phil Mickelson T23	77-72-70-69	288	74,000.00	Nathan Green T58	72-71-76-78	297	41,500.00
Mark Wilson 25	74-72-72-71	289	71,000.00	Charley Hoffman T61	75-75-77-72	299	40,250.00
Luke Donald T26	74-70-75-71	290	69,500.00	Adam Scott T61	76-71-72-80	299	40,250.00
Lucas Glover T26	73-73-72-72	290	69,500.00	Tim Clark T63	76-78-71-75	300	39,250.00
Stephen Ames T28	74-70-74-73	291	66,500.00	Hennie Otto T63	74-73-74-79	300	39,250.00
Rod Pampling T28	70-69-74-78	291	66,500.00	Joe Durant T65	73-73-77-78	301	38,000.00
John Rollins T28	73-70-70-78	291	66,500.00	Anthony Wall T65	80-73-75-73	301	38,000.00
Jeev Milkha Singh T28	74-70-70-77	291	66,500.00	Yong-Eun Yang T65	76-77-73-75	301	38,000.00
Mark Calcavecchia T32	74-71-70-77	292	63,000.00	Prom Meesawat T68	74-71-82-77	304	36,750.00
Chris DiMarco T32	76-72-69-75	292	63,000.00	Kevin Stadler T68	73-71-78-82	304	36,750.00
Anton Haig T32	75-69-74-74	292	63,000.00	Hideto Tanihara 70	80-75-73-77	305	36,000.00
Stuart Appleby T35	79-72-71-71	293	56,500.00	Michael Campbell 71	77-76-78-75	306	35,750.00
Bart Bryant T35	71-73-75-74	293	56,500.00	Shingo Katayama 72	81-78-74-75	308	35,500.00
Chad Campbell T35	75-74-72-72	293	56,500.00				

2006 American Express Championship


The Grove, Hertfordshire, England
September 28-October 1, 2006

Purse: \$7,500,000

Par/Yards: 35-36—71/7,125

LEADERS	First Round	Second Round	Third Round
	Tiger Woods..... 63 (-8)	Tiger Woods..... 127 (-15)	Tiger Woods..... 194 (-19)
	Padraig Harrington 64 (-7)	Stewart Cink 132 (-10)	Adam Scott 200 (-13)
	Ian Poulter..... 64 (-7)	Jim Furyk..... 132 (-10)	Jim Furyk..... 201 (-12)
	Stewart Cink 65 (-6)	David Howell 132 (-10)	Brett Quigley..... 201 (-12)
	Ernie Els 65 (-6)	Padraig Harrington 133 (-9)	Stewart Cink..... 202 (-11)

CUT: There was no cut; 60 of the 62 professionals completed 72 holes.



WEATHER: Thursday: Cloudy all day with temperatures in the low 60s with very light winds. Friday: Cloudy and cooler with a high of 55. Winds S 12-18 mph with patches of rain in the late afternoon. Saturday: Cloudy and cool with a high of 56. Winds SW 10-15 mph. Sunday: Due to impending threatening weather, players were in threesomes off two tees (9-10:39 a.m.). High temperature was 62. Winds SW 10-15 mph. There were several heavy downpours and two delays due to dangerous situations. Play was suspended from 12:57-3:05 p.m. and 4:12-4:50 p.m. for a total delay of two hours, 46 minutes.

Winner: Tiger Woods 63-64-67-67 261 \$1,300,000.00

Tiger Woods 1	63-64-67-67	261	\$1,300,000.00	Angel Cabrera T26	71-70-67-73	281	\$66,666.66
Ian Poulter T2	64-71-68-66	269	610,000.00	Chad Campbell T32	67-70-73-72	282	61,000.00
Adam Scott T2	67-68-65-69	269	610,000.00	K.J. Choi T32	72-66-73-71	282	61,000.00
Jim Furyk 4	67-65-69-69	270	345,000.00	Sergio Garcia T32	69-73-71-69	282	61,000.00
Ernie Els 5	65-70-69-67	271	290,000.00	Louis Oosthuizen T32	71-70-72-69	282	61,000.00
Stuart Appleby T6	71-66-70-66	273	216,666.67	Lee Westwood T32	71-66-73-72	282	61,000.00
Brett Wetterich T6	70-66-69-68	273	216,666.67	J.J. Henry 37	70-70-70-73	283	58,000.00
Luke Donald T6	68-70-67-68	273	216,666.66	Simon Dyson T38	67-69-75-73	284	56,000.00
Trevor Immelman T9	68-68-68-70	274	150,000.00	Rod Pampling T38	70-69-72-73	284	56,000.00
Thongchai Jaidee T9	71-67-71-65	274	150,000.00	Scott Verplank T38	70-68-73-73	284	56,000.00
Brett Quigley T9	70-64-67-73	274	150,000.00	Thomas Bjorn T41	70-71-73-71	285	52,500.00
Arron Oberholser 12	69-72-66-68	275	120,000.00	Colin Montgomerie T41	72-67-69-77	285	52,500.00
Stewart Cink T13	65-67-70-74	276	98,375.00	Rory Sabbatini T41	73-67-73-72	285	52,500.00
Lucas Glover T13	69-68-68-71	276	98,375.00	Charl Schwartzel T41	73-69-70-73	285	52,500.00
David Howell T13	66-66-71-73	276	98,375.00	John Bickerton T45	72-73-75-67	287	49,000.00
Henrik Stenson T13	68-67-68-73	276	98,375.00	Retief Goosen T45	71-70-75-71	287	49,000.00
Padraig Harrington T17	64-69-71-73	277	85,000.00	Zach Johnson T45	70-71-73-73	287	49,000.00
Jose Maria Olazabal T17	70-67-71-69	277	85,000.00	Tim Herron T48	73-69-71-75	288	46,500.00
Carl Pettersson T17	69-70-67-71	277	85,000.00	Tom Pernice, Jr. T48	69-70-71-78	288	46,500.00
Jyoti Randhawa T17	66-71-71-69	277	85,000.00	Paul Broadhurst T50	74-72-70-73	289	44,000.00
Robert Karlsson 21	67-76-72-64	279	80,000.00	Tetsuji Hiratsuka T50	73-69-71-76	289	44,000.00
Michael Campbell T22	69-71-69-71	280	75,000.00	Anthony Wall T50	71-76-68-74	289	44,000.00
Chris DiMarco T22	69-70-70-71	280	75,000.00	David Toms 53	73-75-69-73	290	42,000.00
Johan Edfors T22	70-68-71-71	280	75,000.00	Sean O'Hair T54	70-75-71-75	291	40,500.00
Dean Wilson T22	71-70-70-69	280	75,000.00	Thaworn Wiratchant T54	71-71-75-74	291	40,500.00
Bart Bryant T26	70-74-67-70	281	66,666.67	Paul Casey T56	74-75-72-71	292	38,500.00
Tim Clark T26	68-70-73-70	281	66,666.67	Vijay Singh T56	73-75-72-72	292	38,500.00
Darren Clarke T26	68-71-72-70	281	66,666.67	Craig Parry 58	74-74-70-75	293	37,000.00
Nick O'Hern T26	67-69-75-70	281	66,666.67	Gregory Bourdy T59	74-77-71-75	297	35,500.00
Robert Allenby T26	69-73-69-70	281	66,666.67	Toru Taniguchi T59	73-73-76-75	297	35,500.00

2005 American Express Championship


Harding Park Golf Course, San Francisco, CA
October 6-9, 2005

Purse: \$7,500,000

Par/Yards: 35-35—70/7,086

LEADERS	First Round	Second Round	Third Round
	Colin Montgomerie..... 64 (-6)	Colin Montgomerie..... 133 (-7)	John Daly..... 201 (-9)
	Olin Browne..... 67 (-3)	John Daly..... 134 (-6)	Colin Montgomerie..... 202 (-8)
	Mark Calcavecchia..... 67 (-3)	David Howell..... 134 (-6)	Sergio Garcia..... 203 (-7)
	Chad Campbell..... 67 (-3)	Angel Cabrera..... 135 (-5)	Tiger Woods..... 203 (-7)
	John Daly..... 67 (-3)	Mark Calcavecchia..... 135 (-5)	Henrik Stenson..... 204 (-6)
	Fred Funk..... 67 (-3)	Fred Funk..... 135 (-5)	
	Sergio Garcia..... 67 (-3)	Jim Furyk..... 135 (-5)	
	David Howell..... 67 (-3)	Sean O'Hair..... 135 (-5)	
	Rod Pampling..... 67 (-3)	Tiger Woods..... 135 (-5)	
	Ian Poulter..... 67 (-3)		
	Vijay Singh..... 67 (-3)		
	Tiger Woods..... 67 (-3)		

CUT: There was no cut; 69 of the 71 professionals completed 72 holes.



WEATHER: Thursday: Sunny and unseasonably warm, with a high of 73. Cooling temperatures in the afternoon. Winds WNW at 10-15 mph. Friday: Patchy fog in the morning. Cloudy most of the day, with a high of 61. Winds WNW at 10-15 mph. Saturday: Mostly sunny and cool, with a high of 64. Winds WNW at 15 mph, with gusts up to 25 mph. Sunday: Mostly sunny, with temperatures reaching 68. Winds NW at 10-12 mph.

Winner: Tiger Woods 67-68-68-67 270 \$1,300,000.00
(Won playoff with a par-4 on second extra hole)

Tiger Woods..... 1	67-68-68-67	270	\$1,300,000.00	Sean O'Hair..... T35	68-67-71-77	283	\$54,500.00
John Daly..... 2	67-67-67-69	270	750,000.00	Olin Browne..... T37	67-74-73-70	284	51,500.00
Henrik Stenson..... T3	70-67-67-68	272	353,666.66	Ben Crane..... T37	70-68-76-70	284	51,500.00
Sergio Garcia..... T3	67-69-67-69	272	353,666.66	Niclas Fasth..... T37	70-70-73-71	284	51,500.00
Colin Montgomerie..... T3	64-69-69-70	272	353,666.66	Peter Lonard..... T37	73-71-69-71	284	51,500.00
David Howell..... T6	67-67-74-67	275	187,500.00	Miguel Angel Jimenez..... T41	69-70-73-73	285	48,500.00
Graeme McDowell..... T6	69-70-68-68	275	187,500.00	Rod Pampling..... T41	67-71-76-71	285	48,500.00
Vijay Singh..... T6	67-70-69-69	275	187,500.00	K.J. Choi..... T43	70-71-72-73	286	46,000.00
David Toms..... T6	68-68-70-69	275	187,500.00	Zach Johnson..... T43	68-69-74-75	286	46,000.00
Stephen Ames..... 10	72-64-71-69	276	140,000.00	Simon Yates..... T43	73-68-70-75	286	46,000.00
Stuart Appleby..... T11	71-65-69-72	277	115,000.00	Michael Campbell..... T46	71-68-72-76	287	43,250.00
Luke Donald..... T11	70-71-68-68	277	115,000.00	Stewart Cink..... T46	70-72-75-70	287	43,250.00
Davis Love III..... T11	71-68-71-67	277	115,000.00	Kenneth Ferrie..... T46	74-67-71-75	287	43,250.00
Shigeki Maruyama..... T11	74-69-67-67	277	115,000.00	Justin Leonard..... T46	75-72-71-69	287	43,250.00
Fred Couples..... T15	74-69-66-69	278	87,333.34	Joe Ogilvie..... 50	71-74-68-75	288	42,000.00
Chad Campbell..... T15	67-70-70-71	278	87,333.34	Nick Dougherty..... T51	71-74-72-72	289	40,500.00
Jim Furyk..... T15	68-67-71-72	278	87,333.34	Richard Green..... T51	69-74-76-70	289	40,500.00
Angel Cabrera..... T18	69-66-72-72	279	77,000.00	Jose Maria Olazabal..... T51	72-72-76-69	289	40,500.00
Tim Clark..... T18	69-69-72-69	279	77,000.00	Jyoti Randhawa..... T51	70-70-74-75	289	40,500.00
Stephen Dodd..... T18	70-68-70-71	279	77,000.00	Lee Westwood..... T51	71-75-75-68	289	40,500.00
Bradley Dredge..... T18	69-69-72-69	279	77,000.00	Bart Bryant..... T56	71-76-71-72	290	38,500.00
Ian Poulter..... T18	67-70-72-70	279	77,000.00	Mark Hensby..... T56	72-74-71-73	290	38,500.00
Charl Schwartzel..... T18	72-66-74-67	279	77,000.00	Nick O'Hern..... T56	75-69-71-75	290	38,500.00
Mike Weir..... T18	73-67-70-69	279	77,000.00	Gavin Coles..... 59	71-74-75-71	291	37,500.00
Mark Calcavecchia..... T25	67-68-74-71	280	66,000.00	Thongchai Jaidee..... 60	73-72-73-74	292	37,000.00
Yasuharu Imano..... T25	69-68-72-71	280	66,000.00	Tom Lehman..... 61	73-74-72-74	293	36,500.00
Brandt Jobe..... T25	68-71-71-70	280	66,000.00	Scott Verplank..... T62	72-69-76-77	294	35,750.00
Billy Mayfair..... T25	69-67-73-71	280	66,000.00	Euan Walters..... T62	74-72-75-73	294	35,750.00
Fred Funk..... T29	67-68-75-71	281	60,000.00	Chris DiMarco..... T64	71-75-73-76	295	34,750.00
Phil Mickelson..... T29	71-69-73-68	281	60,000.00	S.K. Ho..... T64	72-77-71-75	295	34,750.00
Adam Scott..... T29	68-70-69-74	281	60,000.00	Ted Purdy..... 66	71-75-75-76	297	34,000.00
Jason Bohn..... T32	70-68-70-74	282	57,000.00	Padraig Harrington..... 67	74-72-80-73	299	33,500.00
Kenny Perry..... T32	76-69-69-68	282	57,000.00	Neil Cheetham..... 68	77-78-72-76	303	33,000.00
Vaughn Taylor..... T32	71-72-66-73	282	57,000.00	Warren Abery..... 69	80-77-75-74	306	32,500.00
Paul McGinley..... T35	73-65-72-73	283	54,500.00				

2004 American Express Championship

Mount Juliet Conrad; Thomastown, Co. Kilkenny, Ireland
September 30-October 3, 2004

Purse: \$6,000,000

Par/Yards: 36-36—72/7,256

LEADERS	First Round	Ernie Els	Second Round	Third Round
	Todd Hamilton 66 (-6)	Ernie Els 69 (T13)		Ernie Els 201 (-15)
	Stuart Appleby 67 (-5)	Todd Hamilton 135 (-9)		Thomas Bjorn 203 (-13)
	Luke Donald 67 (-5)	Miguel Angel Jimenez 135 (-9)		Todd Hamilton 204 (-12)
	Steve Flesch 67 (-5)	Justin Leonard 136 (-8)		Padraig Harrington 204 (-12)
	Sergia Garcia 67 (-5)			David Howell 204 (-12)
	Miguel Angel Jimenez 67 (-5)			
	Adam Scott 67 (-5)			

CUT: There was no cut; all 68 professionals completed 72 holes.



WEATHER: Due to rain on Wednesday, players were allowed preferred lies all four rounds. Thursday, dry and cool with temperatures in the high 50s. Sunny spells with increased clouds in the late afternoon. Friday, high 50s, breezy and overcast with heavy rains in the morning and occasional showers the rest of the day. Winds gusts up to 25 mph. Occasional patches of sunshine. Saturday, cool and partly cloudy with temperatures reaching 60. Light shower in the early afternoon. On Sunday, players teed off Nos. 1 and 10 in threesomes due to impending threatening weather. Cool and cloudy with steady rain mid-morning. Temperatures in the low 50s.

Winner: Ernie Els 66-64-68-69 270 \$1,200,000.00

Ernie Els 1	69-64-68-69	270	\$1,200,000.00	Bob Tway T28	71-70-72-73	286	\$54,625.00
Thomas Bjorn 2	68-69-66-68	271	675,000.00	Stephen Ames T36	73-72-70-72	287	48,000.00
David Howell 3	69-69-66-71	275	450,000.00	Fred Couples T36	73-67-70-77	287	48,000.00
Darren Clarke T4	71-72-65-68	276	308,000.00	Chris DiMarco T36	69-75-70-73	287	48,000.00
Sergio Garcia T4	67-72-67-70	276	308,000.00	Jim Furyk T36	70-70-71-76	287	48,000.00
Retief Goosen T6	68-69-68-72	277	200,000.00	Adam Scott T36	67-74-73-73	287	48,000.00
Todd Hamilton T6	66-69-69-73	277	200,000.00	Thongchai Jaidee T41	71-75-71-71	288	44,500.00
Padraig Harrington T6	69-69-66-73	277	200,000.00	Davis Love III T41	74-69-69-76	288	44,500.00
Tiger Woods 9	68-70-70-70	278	155,000.00	Arjun Atwal T43	71-78-70-70	289	42,000.00
Zach Johnson 10	68-71-69-71	279	135,000.00	Scott Drummond T43	69-71-73-76	289	42,000.00
Luke Donald T11	67-71-71-71	280	112,500.00	Jay Haas T43	72-71-70-76	289	42,000.00
Mark Hensby T11	73-73-69-65	280	112,500.00	Graeme McDowell T43	73-70-75-71	289	42,000.00
Brad Faxon T13	70-68-72-71	281	90,000.00	Peter Senior T43	69-74-74-72	289	42,000.00
David Toms T13	70-74-68-69	281	90,000.00	Desvonde Botes T48	70-72-75-74	291	40,250.00
Lee Westwood T13	68-69-71-73	281	90,000.00	Joakim Haeggman T48	71-71-73-76	291	40,250.00
Stuart Appleby T16	67-74-70-72	283	79,000.00	Chad Campbell T50	70-79-71-72	292	39,000.00
Angel Cabrera T16	69-69-74-71	283	79,000.00	Andrew McLardy T50	73-73-70-76	292	39,000.00
Miguel A. Jimenez T16	67-68-75-73	283	79,000.00	Chris Riley T50	70-75-73-74	292	39,000.00
Jerry Kelly T16	69-73-69-72	283	79,000.00	S.K. Ho 53	71-76-72-74	293	38,000.00
Shigeaki Maruyama T16	70-70-73-70	283	79,000.00	Robert Allenby T54	68-74-75-77	294	37,000.00
Paul Casey T21	72-70-71-71	284	72,000.00	Tim Herron T54	73-75-72-74	294	37,000.00
Rory Sabbatini T21	71-70-70-73	284	72,000.00	Scott Verplank T54	71-82-72-69	294	37,000.00
Stewart Cink T23	71-73-67-74	285	65,000.00	K.J. Choi T57	71-76-75-73	295	35,750.00
Steve Flesch T23	67-70-74-74	285	65,000.00	Jean-Francois Remesy T57	72-71-75-77	295	35,750.00
Trevor Immelman T23	71-71-72-71	285	65,000.00	Darren Fichardt T59	76-71-74-75	296	34,250.00
Barry Lane T23	69-72-72-72	285	65,000.00	Charles Howell III T59	74-73-71-78	296	34,250.00
Peter Lonard T23	69-70-70-76	285	65,000.00	Fredrik Jacobson T59	74-76-72-74	296	34,250.00
Alex Cejka T28	70-74-69-73	286	54,625.00	Jonathan Kaye T59	70-73-73-80	296	34,250.00
Carlos Franco T28	69-72-75-70	286	54,625.00	Stephen Leaney 63	73-75-71-78	297	33,000.00
Richard Green T28	72-70-72-72	286	54,625.00	Yong Eun Yang 64	75-76-71-77	299	32,500.00
Justin Leonard T28	68-68-77-73	286	54,625.00	Andre Stolz 65	70-76-75-79	300	32,000.00
Thomas Levet T28	73-71-73-69	286	54,625.00	Michael Campbell 66	74-77-73-80	304	31,500.00
Paul McGinley T28	70-75-71-70	286	54,625.00	Shingo Katayama 67	79-76-76-75	306	31,000.00
Nick O'Hern T28	68-73-75-70	286	54,625.00	Lian-wei Zhang 68	75-77-76-79	307	30,500.00

2003 American Express Championship

Capital City Club, Woodstock, GA, Crabapple Course
October 2-5, 2003

Purse: \$6,000,000

Par/Yards: 35-35—70/7,189

LEADERS	First Round	Second Round	Third Round
	Sergio Garcia..... 65 (-5)	Tiger Woods..... 133 (-7)	Tiger Woods..... 202 (-8)
	Tim Herron..... 66 (-4)	K.J. Choi..... 138 (-2)	Vijay Singh..... 204 (-6)
	Rocco Mediate..... 66 (-4)	Sergio Garcia..... 138 (-2)	Tim Herron..... 205 (-5)
	K.J. Choi..... 67 (-3)	Tim Herron..... 138 (-2)	K.J. Choi..... 206 (-4)
	Tiger Woods..... 67 (-3)	Rocco Mediate..... 138 (-2)	
		Stuart Appleby..... 139 (-1)	



CUT: There was no cut; all of the 72 professionals completed 72 holes.

WEATHER: Mostly sunny and breezy on Thursday, with temperatures reaching 67 and NE winds 10-18 mph. Due to an expected frost delay on Friday, tee times were pushed back and players were grouped in threesomes off of one tee. Temperatures in the 40s on Friday but rose to a high of 70. Mostly sunny and windy at times. Partly cloudy and warm on Saturday, with temperatures in the mid 70s. A mix of sun and clouds on Sunday, with temperatures hitting 77.

Winner: Tiger Woods 67-66-69-72 274 \$1,050,000.00

Stuart Appleby..... T2	71-68-69-68	276	\$405,000.00	Darren Clarke..... T38	69-82-72-68	291	\$38,500.00
Tim Herron..... T2	66-72-67-71	276	405,000.00	Phil Mickelson..... T38	73-77-70-71	291	38,500.00
Vijay Singh..... T2	70-70-64-72	276	405,000.00	Alastair Forsyth..... T40	71-77-71-73	292	36,250.00
David Toms..... 5	73-72-67-65	277	235,000.00	Fred Funk..... T40	73-74-69-76	292	36,250.00
K.J. Choi..... T6	67-71-68-73	279	182,500.00	Davis Love III..... T40	74-77-70-71	292	36,250.00
Padraig Harrington..... T6	71-73-69-66	279	182,500.00	Adam Scott..... T40	70-73-75-74	292	36,250.00
Paul Casey..... T8	73-71-66-71	281	137,500.00	Trevor Immelman..... T44	70-77-71-75	293	34,250.00
Retief Goosen..... T8	73-69-67-72	281	137,500.00	Shaun Micheel..... T44	72-75-71-75	293	34,250.00
Fred Couples..... T10	71-73-70-68	282	111,250.00	Peter O'Malley..... T44	69-74-70-80	293	34,250.00
Ignacio Garrido..... T10	68-71-69-74	282	111,250.00	Ian Poulter..... T44	73-74-68-78	293	34,250.00
Alex Cejka..... T12	68-76-72-65	283	89,375.00	Arjun Atwal..... T48	76-72-72-74	294	32,500.00
Ernie Els..... T12	71-74-71-67	283	89,375.00	Hennie Otto..... T48	76-73-73-72	294	32,500.00
Jim Furyk..... T12	70-74-69-70	283	89,375.00	Nick Price..... T48	71-73-73-77	294	32,500.00
Sergio Garcia..... T12	65-73-70-75	283	89,375.00	Taichi Teshima..... T51	77-75-70-73	295	31,083.34
Niclas Fasth..... T16	68-76-70-70	284	71,000.00	Colin Montgomerie..... T51	74-75-70-76	295	31,083.33
Brad Faxon..... T16	75-71-66-72	284	71,000.00	Scott Verplank..... T51	75-75-68-77	295	31,083.33
Rocco Mediate..... T16	66-72-73-73	284	71,000.00	Jay Haas..... T54	74-72-75-75	296	30,000.00
Loren Roberts..... T16	69-75-70-70	284	71,000.00	Len Mattiace..... T54	70-74-74-78	296	30,000.00
Jonathan Kaye..... 20	73-69-73-70	285	65,000.00	Craig Parry..... T54	76-72-75-73	296	30,000.00
Robert Allenby..... T21	72-76-73-65	286	60,000.00	Phillip Price..... T54	70-79-72-75	296	30,000.00
Steve Flesch..... T21	71-75-72-68	286	60,000.00	Jyoti Randhawa..... T54	69-77-74-76	296	30,000.00
Charles Howell III..... T21	76-75-65-70	286	60,000.00	Rich Beem..... T59	76-75-73-73	297	28,625.00
Jerry Kelly..... T21	70-72-69-75	286	60,000.00	Chad Campbell..... T59	74-76-73-74	297	28,625.00
Bob Estes..... T25	77-74-68-68	287	53,000.00	Raphael Jacquelin..... T59	77-80-68-72	297	28,625.00
Toshi Izawa..... T25	70-74-72-71	287	53,000.00	Soren Kjeldsen..... T59	70-75-74-78	297	28,625.00
Eduardo Romero..... T25	72-74-68-73	287	53,000.00	J.L. Lewis..... T59	72-74-77-74	297	28,625.00
David Howell..... T28	74-75-71-68	288	46,071.43	Bob Tway..... T59	73-80-70-74	297	28,625.00
Fredrik Jacobson..... T28	75-74-70-69	288	46,071.43	Kirk Triplett..... 65	74-72-70-82	298	27,750.00
Kenny Perry..... T28	70-74-70-74	288	46,071.43	Ben Curtis..... T66	76-76-72-75	299	27,375.00
Chris Riley..... T28	74-73-70-71	288	46,071.43	Thongchai Jaidee..... T66	73-72-72-82	299	27,375.00
Justin Rose..... T28	75-69-74-70	288	46,071.43	Michael Campbell..... T68	82-76-75-67	300	26,875.00
Mike Weir..... T28	69-73-72-74	288	46,071.43	Mark B. Foster..... T68	76-77-73-74	300	26,875.00
Thomas Bjorn..... T28	74-73-67-74	288	46,071.42	Chris DiMarco..... T70	76-74-76-75	301	26,375.00
Brian Davis..... T35	71-77-68-73	289	41,500.00	Scott Hoch..... T70	75-79-75-72	301	26,375.00
Lee Westwood..... T35	72-71-71-75	289	41,500.00	Todd Hamilton..... 72	78-81-72-71	302	26,000.00
Peter Lonard..... 37	75-74-70-71	290	40,000.00				


2002 American Express Championship

Mount Juliet Estate; Thomastown, Co. Kilkenny, Ireland
September 19-22, 2002

Purse: \$5,500,000

Par/Yards: 36-36-72/7,246

LEADERS	First Round	Second Round	Third Round
	Tiger Woods..... 65 (-7)	Tiger Woods..... 130 (-14)	Tiger Woods..... 197 (-19)
	Steve Lowery..... 66 (-6)	Jerry Kelly..... 132 (-12)	Retief Goosen..... 202 (-14)
	David Toms..... 66 (-6)	Steve Lowery..... 133 (-11)	Jerry Kelly..... 202 (-14)
	Chris DiMarco..... 67 (-5)	David Toms..... 133 (-11)	Steve Lowery..... 202 (-14)
	Gary Evans..... 67 (-5)	Retief Goosen..... 134 (-10)	Scott McCarron..... 202 (-14)
	Retief Goosen..... 67 (-5)		Vijay Singh..... 202 (-14)
	Jerry Kelly..... 67 (-5)		David Toms..... 202 (-14)
	Vijay Singh..... 67 (-5)		Rocco Mediate..... 203 (-13)
	Mike Weir..... 67 (-5)		



CUT: There was no cut; 64 of the 65 players completed 72 holes.

WEATHER: Mix of sun and clouds on Thursday with temperatures in the low 60s. More sun on Friday with similar temperatures. Temperatures reaching high 60s on Saturday with sun. Cloudy and a little cooler on Sunday.

Winner: Tiger Woods 65-65-67-66 263 \$1,000,000

Retief Goosen..... 2	67-67-68-62	264	\$540,000.00	Jim Furyk..... T33	69-69-69-73	280	\$43,000.00
Vijay Singh..... 3	67-69-66-65	267	367,500.00	Bernhard Langer..... T33	72-68-70-70	280	43,000.00
Jerry Kelly..... T4	67-65-70-66	268	235,000.00	Angel Cabrera..... T36	71-66-73-71	281	40,000.00
David Toms..... T4	66-67-69-66	268	235,000.00	José Caceres..... T36	68-72-71-70	281	40,000.00
Scott McCarron..... 6	71-67-64-67	269	180,000.00	Eduardo Romero..... T36	70-71-70-70	281	40,000.00
Sergio Garcia..... 7	69-69-70-62	270	155,000.00	Søren Hansen..... T39	75-68-65-74	282	37,250.00
Davis Love III..... 8	69-67-68-67	271	130,000.00	Tom Lehman..... T39	73-72-67-70	282	37,250.00
Michael Campbell..... T9	71-66-71-64	272	111,000.00	Chris Riley..... T39	73-68-70-71	282	37,250.00
Bob Estes..... T9	68-68-69-67	272	111,000.00	Adam Scott..... T39	70-70-69-73	282	37,250.00
Stuart Appleby..... T11	69-66-70-68	273	84,250.00	Paul Azinger..... T43	73-73-71-66	283	35,500.00
Chris DiMarco..... T11	67-69-70-67	273	84,250.00	John Rollins..... T43	73-72-67-71	283	35,500.00
Niclas Fasth..... T11	68-69-72-64	273	84,250.00	Jeff Sluman..... T43	69-69-72-73	283	35,500.00
Justin Leonard..... T11	68-68-69-68	273	84,250.00	David Duval..... T46	71-65-72-76	284	34,000.00
Gary Evans..... T15	67-68-73-66	274	65,000.00	Len Mattiace..... T46	70-73-69-72	284	34,000.00
Steve Lowery..... T15	66-67-69-72	274	65,000.00	Justin Rose..... T46	73-70-72-69	284	34,000.00
Rocco Mediate..... T15	69-67-67-71	274	65,000.00	Rich Beem..... T49	70-69-74-72	285	32,000.00
Nick Price..... T15	68-71-69-66	274	65,000.00	John Cook..... T49	75-71-71-68	285	32,000.00
Scott Verplank..... T15	68-72-68-66	274	65,000.00	Brad Faxon..... T49	70-77-67-71	285	32,000.00
Mike Weir..... T15	67-70-68-69	274	65,000.00	Fred Funk..... T49	69-70-72-74	285	32,000.00
Padraig Harrington..... 21	69-70-67-69	275	58,000.00	Craig Parry..... T49	68-71-74-72	285	32,000.00
Kenny Perry..... 22	68-71-68-69	276	56,000.00	Paul Lawrie..... T54	71-70-74-71	286	30,000.00
Ernie Els..... T23	68-67-72-70	277	52,500.00	Peter Lonard..... T54	71-69-72-74	286	30,000.00
Scott Hoch..... T23	71-68-67-71	277	52,500.00	Carl Pettersson..... T54	72-72-68-74	286	30,000.00
Stephen Leaney..... T23	69-67-71-70	277	52,500.00	Anders Hansen..... T57	71-72-72-74	289	28,500.00
Phil Mickelson..... T23	70-72-71-64	277	52,500.00	Thongchai Jaidee..... T57	72-74-73-70	289	28,500.00
Thomas Björn..... T27	72-68-66-72	278	48,500.00	Peter O'Malley..... T57	75-73-71-70	289	28,500.00
Trevor Immelman..... T27	71-71-67-69	278	48,500.00	Scott Laycock..... 60	74-72-72-72	290	27,500.00
José María Olazábal..... T27	68-72-69-69	278	48,500.00	Craig Perks..... 61	74-74-75-68	291	27,000.00
Kevin Sutherland..... T27	69-68-70-71	278	48,500.00	Tim Clark..... 62	74-69-76-73	292	26,500.00
Robert Allenby..... T31	72-70-67-70	279	45,500.00	Darren Clarke..... 63	75-76-70-74	295	26,000.00
Colin Montgomerie..... T31	72-70-69-68	279	45,500.00	Kenichi Kuboya..... 64	77-72-73-76	298	25,500.00
Mark Calcavecchia..... T33	72-70-71-67	280	43,000.00				

2001 American Express Championship

Bellerive Country Club; St. Louis, MO
September 10-16, 2001

Purse: \$5,000,000

Par/Yards: 36-35-71/7,278

NOTE: Tournament was canceled on Wednesday, Sept. 12, to give the deserved respect to the victims of the Sept. 11 terrorist tragedies in New York, Washington, D.C. and near Pittsburgh.

67 PLAYERS SCHEDULED IN THE FIELD:

Robert Allenby
Billy Andrade
Stuart Appleby
Paul Azinger
Aaron Baddeley
Angel Cabrera
Mark Calcavecchia
Michael Campbell
Stewart Cink
Darren Clarke
Jose Coceres
Chris DiMarco
Joe Durant
David Duval
Simon Dyson
Ernie Els
Niclas Fasth

Pierre Fulke
Fred Funk
Jim Furyk
Sergio Garcia
Retief Goosen
Padraig Harrington
Dudley Hart
Scott Hoch
John Huston
Miguel Angel Jimenez
Shingo Katayama
Jerry Kelly
Bernhard Langer
Tom Lehman
Justin Leonard
Thomas Levet
Frank Lickliter II

Peter Lonard
Davis Love III
Steve Lowery
Bob May
Billy Mayfair
Scott McCarron
Paul McGinley
Mark McNulty
Rocco Mediate
Phil Mickelson
Colin Montgomerie
Jesper Parnevik
Kenny Perry
Ian Poulter
Nick Price
Phillip Price
Adam Scott

Vijay Singh
Jeff Sluman
Steve Stricker
Hal Sutton
Hidemichi Tanaka
Toru Taniguchi
David Toms
Kirk Triplett
Bradford Vaughan
Scott Verplank
Mike Weir
Roger Wessels
Lee Westwood
Dean Wilson
Tiger Woods
Ian Woosnam

2000 American Express Championship

Valderrama GC, Sotogrande, Andalucia, Spain
November 9-12, 2000

Purse: \$5,000,000

Par/Yards: 36-36-72/6,974

LEADERS	First Round	Second Round	Third Round
Nick Price.....	63 (-9)	Nick Price.....	135 (-9)
Padraig Harrington.....	66 (-6)	Hidemichi Tanaka.....	137 (-7)
Andrew Coltart.....	67 (-5)	Padraig Harrington.....	138 (-6)
Scott Hoch.....	67 (-5)	Mark Calcavecchia.....	139 (-5)
Mike Weir.....	68 (-4)	Duffy Waldorf.....	139 (-5)
		Mike Weir.....	143 (T14)
			Hidemichi Tanaka.....
			207 (-9)
			Mark Calcavecchia.....
			208 (-8)
			Mike Weir.....
			208 (-8)
			Nick Price.....
			209 (-7)
			Tiger Woods.....
			209 (-7)

CUT: There was no cut; 52 of 55 starters completed 72 holes.



WEATHER: Cool temperatures the entire week. Winds stayed down most of Thursday, allowing for ideal playing conditions; the high temperature was at 60 degrees. Increased winds and overcast conditions all day Friday, with winds reaching 30 mph and high temperatures in the low 60s. Slightly warmer temperatures Saturday, with winds easing later in the afternoon. Calm winds on Sunday, with overcast skies and temperatures reaching the low 70s.

Winner: Mike Weir 68-75-65-69 277 \$1,000,000.00

Lee Westwood.....	2	72-72-68-67	279	\$500,000.00	Miguel Angel Jiménez.....	T25	74-73-70-72	289	\$46,500.00
Vijay Singh.....	T3	71-70-71-68	280	287,000.00	Justin Leonard.....	T25	72-74-69-74	289	46,500.00
Duffy Waldorf.....	T3	70-69-72-69	280	287,000.00	Colin Montgomerie.....	T25	75-67-73-74	289	46,500.00
Sergio Garcia.....	T5	69-74-74-64	281	157,500.00	Gary Orr.....	T25	71-74-73-71	289	46,500.00
Padraig Harrington.....	T5	66-72-73-70	281	157,500.00	Eduardo Romero.....	T25	71-72-74-72	289	46,500.00
Nick Price.....	T5	63-72-74-72	281	157,500.00	Nobuhito Sato.....	T25	73-73-72-71	289	46,500.00
Tiger Woods.....	T5	71-69-69-72	281	157,500.00	David Toms.....	T25	70-75-72-72	289	46,500.00
Michael Campbell.....	9	72-71-69-70	282	115,000.00	Retief Goosen.....	T35	69-75-74-72	290	39,500.00
Mark Calcavecchia.....	10	72-67-69-75	283	105,000.00	Bernhard Langer.....	T35	75-69-76-70	290	39,500.00
Steve Flesch.....	T11	71-72-73-68	284	87,166.67	Paul McGinley.....	T35	70-77-70-73	290	39,500.00
Bob May.....	T11	71-69-72-72	284	87,166.67	Naomichi Joe Ozaki.....	T35	72-76-71-71	290	39,500.00
Hidemichi Tanaka.....	T11	71-66-70-77	284	87,166.66	Jeff Maggert.....	39	72-71-75-74	292	37,000.00
José Coceres.....	T14	70-71-74-70	285	68,500.00	Thomas Björn.....	T40	70-77-71-75	293	35,500.00
Kirk Triplett.....	T14	72-73-71-69	285	68,500.00	Darren Fichardt.....	T40	76-80-69-68	293	35,500.00
Chris Perry.....	16	68-72-75-71	286	64,000.00	Pierre Fulke.....	T42	75-77-73-69	294	33,000.00
Angel Cabrera.....	T17	74-74-67-73	288	56,250.00	Mathias Grönberg.....	T42	74-70-79-71	294	33,000.00
Darren Clarke.....	T17	74-70-74-70	288	56,250.00	Peter Senior.....	T42	73-77-72-72	294	33,000.00
Andrew Coltart.....	T17	67-75-74-72	288	56,250.00	Lucas Parsons.....	T45	78-72-75-70	295	30,166.67
Nic Henning.....	T17	69-74-73-72	288	56,250.00	Dennis Paulson.....	T45	75-71-72-77	295	30,166.67
Scott Hoch.....	T17	67-76-71-74	288	56,250.00	Carlos Franco.....	T45	69-77-71-78	295	30,166.66
Franklin Langham.....	T17	68-74-76-70	288	56,250.00	Dudley Hart.....	T48	72-76-73-76	297	28,750.00
José María Olazábal.....	T17	70-76-69-73	288	56,250.00	Scott Verplank.....	T48	71-80-76-70	297	28,750.00
Phillip Price.....	T17	73-72-69-74	288	56,250.00	Shigeki Maruyama.....	T50	71-77-78-72	298	27,750.00
Robert Allenby.....	T25	69-76-73-71	289	46,500.00	Tjaart van der Walt.....	T50	76-73-75-74	298	27,750.00
Stuart Appleby.....	T25	72-76-71-70	289	46,500.00	Kyi Hla Han.....	52	75-74-77-77	303	27,000.00
Chris DiMarco.....	T25	74-74-73-68	289	46,500.00					


1999 American Express Championship

**Valderrama GC, Sotogrande, Andalucia, Spain
November 4-7, 1999**

Purse: \$5,000,000

Par/Yards: 35-36-71/6,830

LEADERS		First Round	Second Round	Third Round
	Henrik Stenson	67 (-5)	Tiger Woods..... 137 (-7)	Tiger Woods..... 205 (-11)
	Robert Allenby	67 (-5)	Rod Pampling..... 139 (-5)	Brett Wetterich..... 209 (-7)
	Thomas Bjorn.....	68 (-4)	Aaron Baddeley..... 140 (-4)	Nick O'Hern..... 210 (-6)
	Aaron Baddeley.....	69 (-3)	Thomas Bjorn..... 140 (-4)	
	Charles Howell III.....	69 (-3)	Ernie Els..... 140 (-4)	
	Jose Maria Olazabal.....	69 (-3)	Charles Howell III..... 140 (-4)	
	Tiger Woods.....	.71 (T10)	Trevor Immelman..... 140 (-4)	
			Zach Johnson..... 140 (-4)	
			Henrik Stenson..... 140 (-4)	



CUT: There was no cut; 61 of 62 starters completed 72 holes.

WEATHER: Overcast, cool and blustery Thursday, with winds off the Mediterranean Sea. Warmer Friday and Saturday, with winds blowing from the opposite direction on Saturday. Beautiful Sunday, with winds gusty at times.

Winner: Tiger Woods 71-69-70-68 278 \$1,000,000.00
(Won playoff with birdie-3 on first extra hole)

Miguel Angel Jiménez	2	72-68-69-69	278	\$400,000.00	Jean Van De Velde.....	T30	72-73-70-76	291	\$37,750.00
Dudley Hart.....	3	75-68-70-70	283	300,000.00	Mike Weir.....	T30	73-68-72-78	291	37,750.00
Nick Price.....	T4	69-71-70-74	284	176,666.67	Steve Elkington.....	T34	74-72-71-75	292	36,000.00
Lee Westwood.....	T4	73-67-71-73	284	176,666.67	John Huston.....	T34	72-74-72-74	292	36,000.00
Stewart Cink.....	T4	75-65-71-73	284	176,666.66	Jeff Sluman.....	T34	77-70-69-76	292	36,000.00
Fred Funk.....	T7	71-68-74-72	285	135,000.00	Paul Lawrie.....	T37	76-68-76-73	293	34,500.00
Sergio Garcia.....	T7	74-69-69-73	285	135,000.00	Rodney Pampling.....	T37	71-74-69-79	293	34,500.00
Scott Hoch.....	T7	69-70-72-74	285	135,000.00	Bob Tway.....	T37	75-72-71-75	293	34,500.00
Chris Perry.....	T7	70-67-72-76	285	135,000.00	Darren Clarke.....	T40	79-67-71-78	295	32,250.00
Bob Estes.....	T11	69-72-72-73	286	93,000.00	Ernie Els.....	T40	74-75-71-75	295	32,250.00
Jim Furyk.....	T11	68-73-71-74	286	93,000.00	Phil Mickelson.....	T40	69-71-77-78	295	32,250.00
Justin Leonard.....	T11	71-67-72-76	286	93,000.00	Naomichi Joe Ozaki.....	T40	76-71-69-79	295	32,250.00
José Maria Olazábal.....	T11	73-69-69-75	286	93,000.00	Loren Roberts.....	T40	72-72-71-80	295	32,250.00
David Toms.....	T11	72-68-71-75	286	93,000.00	Duffy Waldorf.....	T40	74-77-73-71	295	32,250.00
Tim Herron.....	T16	71-66-75-75	287	70,000.00	Notah Begay III.....	T46	77-71-73-75	296	30,250.00
Davis Love III.....	T16	74-70-73-70	287	70,000.00	Steve Pate.....	T46	72-74-72-78	296	30,250.00
Vijay Singh.....	T16	67-71-75-74	287	70,000.00	Scott Dunlap.....	T48	74-71-75-77	297	28,500.00
Hal Sutton.....	19	75-66-69-78	288	62,000.00	Carlos Franco.....	T48	75-73-74-75	297	28,500.00
Bob May.....	T20	77-69-74-69	289	52,800.00	Bernhard Langer.....	T48	71-70-80-76	297	28,500.00
Colin Montgomerie.....	T20	70-72-72-75	289	52,800.00	Jeff Maggert.....	T48	70-74-79-74	297	28,500.00
Craig Parry.....	T20	72-73-71-73	289	52,800.00	Ted Tryba.....	T48	77-71-70-79	297	28,500.00
Dennis Paulson.....	T20	76-71-68-74	289	52,800.00	Kazuhiko Hosokawa.....	T53	73-73-72-80	298	27,125.00
Jarmo Sandelin.....	T20	70-74-75-70	289	52,800.00	Robert Karlsson.....	T53	74-68-74-82	298	27,125.00
Angel Cabrera.....	T25	74-74-70-72	290	41,750.00	Alexander Cejka.....	T55	79-76-72-72	299	26,500.00
Retief Goosen.....	T25	75-69-74-72	290	41,750.00	Brent Geiberger.....	T55	75-71-68-85	299	26,500.00
Mark James.....	T25	69-70-74-77	290	41,750.00	Brian Watts.....	T55	75-74-79-71	299	26,500.00
Tom Lehman.....	T25	72-67-71-80	290	41,750.00	Craig A. Spence.....	58	72-73-75-80	300	26,000.00
Jarrod Moseley.....	T25	76-69-72-73	290	41,750.00	Thomas Björn.....	T59	72-81-74-77	304	25,625.00
Stuart Appleby.....	T30	76-66-74-75	291	37,750.00	David Frost.....	T59	76-73-74-81	304	25,625.00
Padraig Harrington.....	T30	76-74-70-71	291	37,750.00	Richard Kaplan.....	61	78-75-73-80	306	25,250.00

2018 Bridgestone Invitational Facts

EVENT:

World Golf Championships-Bridgestone Invitational (Bridgestone Invitational on second reference)

The Bridgestone Invitational is one of four World Golf Championships sanctioned and organized by the operational committee of the International Federation of PGA Tours, which includes the Asian Tour, Japan Golf Tour, PGA TOUR, PGA Tour of Australasia and Southern Africa Tour. The other World Golf Championships include the Mexico Championship, Dell Technologies Match Play and HSBC Champions.



DATE:

July 31- August 5, 2018

SITE:

Firestone Country Club (South Course), Akron, Ohio

PAR/YARDAGE:

Par: 35-35=70/7,400

2017 CHAMPION:

Hideki Matsuyama, 264 (-16)

ARCHITECT:

Bert Way (1929), Robert Trent Jones (1960)

FORMAT:

Four-day, 72-hole stroke-play competition; no cut

PURSE:

\$10 million (US); \$1.8 million to the winner
Prize money will be considered official on each player's home Tour.

ELIGIBILITY:

Estimated field size – 75 players

- Playing members of the 2017 U.S. and International Presidents Cup teams.
- The top-50 players, including any tied for 50th place, from the Official World Golf Ranking as of Monday, July 23, 2018 (i.e. through the completion of The Open Championship/Barbasol Championship) and Monday, July 30, 2018 (i.e. through completion of the RBC Canadian Open).
- Tournament winners, whose victories are considered official, of tournaments from the Federation Tours since the prior year's Bridgestone Invitational (with an Official World Golf Ranking Strength of Field Rating of 115 points or more).
- The winner of the following tournaments from each of the following Tours:
 - Japan Golf Tour: Japan Golf Tour Championship (2018) and Bridgestone Open (2017)
 - Australasian Tour: Australian PGA Championship (2017)
 - Southern Africa Tour: TBD
 - Asian Tour: Indonesian Masters (2017)

TV LISTINGS:

The Bridgestone Invitational is broadcast to more than 1 billion households in 227 countries and territories in 32 languages.

Thursday and Friday	1:30 - 6:30 p.m.	Golf Channel
Saturday and Sunday	12 - 1:45 p.m.	Golf Channel
	2 - 6 p.m.	NBC

TROPHY:

Gary Player Cup

WEBSITE:

www.worldgolfchampionships.com

TICKETS:

Tickets may be purchased by visiting www.worldgolfchampionships.com or calling 1-844-868-7465.

2018 Bridgestone Invitational Facts (cont.)

CHARITABLE PROCEEDS:

The Bridgestone Invitational annually donates approximately \$1 million to charities throughout Northeast Ohio. Over the years, professional golf at Firestone Country Club has donated more than \$26 million to worthy causes in Northeast Ohio. The tournament's signature charities are Akron Children's Hospital and University Hospitals Rainbow Babies & Children's Hospital. In addition, the LeBron James Family Foundation, Flashes of Hope and The First Tee Chapters of Akron, Cleveland and Canton have benefited. For more information on the charities that have benefited or to find out how to submit a grant request, log on to www.nogcf.com. In conjunction with Northern Ohio Golf Charities, approximately 1,000 volunteers donate their time to make the Bridgestone Invitational a success.

ABOUT BRIDGESTONE:

Bridgestone Corporation, headquartered in Tokyo, is the world's largest tire and rubber company. In addition to tires for use in a wide variety of applications, it also manufactures a broad range of diversified products, which include industrial rubber and chemical products and sporting goods. Its products are sold in over 150 nations and territories around the world.

ABOUT BRIDGESTONE AMERICAS, INC.:

Nashville, Tenn.-based Bridgestone Americas, Inc. (BSAM) is the U.S. subsidiary of Bridgestone Corporation, the world's largest tire and rubber company. BSAM and its subsidiaries develop, manufacture and market a wide range of Bridgestone, Firestone and associate brand tires to address the needs of a broad range of customers, including consumers, automotive and commercial vehicle original equipment manufacturers, and those in the agricultural, forestry and mining industries. The companies are also engaged in retreading operations throughout the Western Hemisphere and produce air springs, roofing materials, and industrial fibers and textiles. The BSAM family of companies also operates the world's largest chain of automotive tire and service centers. Guided by its One Team, One Planet message, the company is dedicated to achieving a positive environmental impact in all of the communities it calls home.

UMBRELLA SPONSORS:

Bridgestone, HSBC, Grupo Salinas, Dell

SOCIAL MEDIA:

Facebook: /BridgestoneInvitational
Twitter: @WGC_Bridgestone
Instagram: @wgc_bridgestone

CHAMPIONSHIP OFFICE:

World Golf Championships-Bridgestone Invitational
440 E. Warner Road
Akron, OH 44319
Phone: 330-644-2299, Fax: 330-644-7187

EXECUTIVE DIRECTOR:

Don Padgett III

TOURNAMENT SERVICES MANAGER:

Meghan Costello

TOURNAMENT SERVICES SPECIALIST:

David Utlak

SALES MANAGER:

Mark Barchony

NORTHERN OHIO GOLF CHARITIES:

Glenda Buchanan

OPERATIONS SPECIALIST:

Eric Sury

MEDIA CONTACTS:

Don Padgett III, Executive Director, Bridgestone Invitational
330-644-2299, dpadgett@pgatourhq.com
Jamie Dalton, Falls Communications, Public Relations
216-696-0229, jdalton@fallscommunications.com
Michael Baliker, Communications Specialist, PGA TOUR
904-273-7664, michaelbaliker@pgatourhq.com
Nick Parker, Communications Manager, PGA TOUR
904-806-4582, nickparker@pgatourhq.com

2017 Bridgestone Invitational

Firestone Country Club (South); Akron, OH
July 31 - August 6, 2017

Purse: \$9,750,000

Par/Yards: 35-35—70/7,400

LEADERS		First Round	Second Round	Third Round
	Thomas Pieters	65 (-5)	Jimmy Walker	201 (-9)
	Russell Knox	66 (-4)	Thomas Pieters	201 (-9)
	Ross Fisher	67 (-3)	Zach Johnson	202 (-8)
	Kevin Kisner	67 (-3)	Hideki Matsuyama	203 (-7)
	Rory McIlroy	67 (-3)	Rory McIlroy	204 (-6)
	Jon Rahm	67 (-3)		Charley Hoffman
	Jordan Spieth	67 (-3)		Rory McIlroy
	Bubba Watson	67 (-3)		
	Hideki Matsuyama	69 (-1)		

CUT: No cut. All 76 professionals completed 72 holes.

WEATHER: Thursday: Cloudy skies with a high of 85. Wind SW 4-8 mph, increasing to 6-12 mph later in the day. Friday: After morning thunderstorms, the second round began at 8:15 a.m. ET, 45 minutes later than originally scheduled. Scattered showers continued throughout the day before play was suspended at 10:29 a.m. due to lightning in the area. After a 46-minute delay, play resumed at 11:15 a.m. A third delay occurred at 1:10 p.m. when play was suspended again due to lightning. After an additional delay of 3 hours, 23 minutes, the second round resumed at 4:33 p.m. and was completed at 7:04 p.m. A total of 4 hours, 54 minutes in delays occurred during Friday's second round. The amount of rainfall for the day was 0.35 inches. Wind SSW 12-18 mph with gusts to 25 mph. High temperature of 80. Saturday: Wind NNW at 10-15 mph with gusts to 20 mph. High temperature in the mid-70s. Sunday: Dry with a high of 77. Wind SSW 5-10 mph.



Winner: Hideki Matsuyama 69-67-67-61 264 \$1,660,000

Hideki Matsuyama	1	69-67-67-61	264	550.00	\$1,660,000.00	Sergio Garcia	T39	72-71-72-67	282	18.70	\$65,500.00
Zach Johnson	2	69-67-65-68	269	315.00	1,045,000.00	Phil Mickelson	T39	71-72-72-67	282	18.70	65,500.00
Charley Hoffman	3	68-69-67-66	270	200.00	572,000.00	Marc Leishman	T41	73-71-70-69	283	15.86	63,000.00
Thomas Pieters	4	65-70-66-71	272		422,000.00	Kyle Stanley	T41	69-74-71-69	283	15.86	63,000.00
Paul Casey	T5	70-69-67-67	273	101.00	268,500.00	Bernd Wiesberger	T41	70-72-72-69	283		63,000.00
Adam Hadwin	T5	68-69-67-69	273	101.00	268,500.00	Wesley Bryan	T44	72-72-73-67	284	12.65	60,000.00
Russell Knox	T5	66-71-68-68	273	101.00	268,500.00	Ross Fisher	T44	67-72-71-74	284		60,000.00
Rory McIlroy	T5	67-69-68-69	273	101.00	268,500.00	Renato Paratore	T44	71-68-74-71	284		60,000.00
Rickie Fowler	9	70-71-67-66	274	83.00	186,000.00	Sam Brazeal	T47	74-70-71-70	285		57,000.00
Thorbjorn Olesen	T10	73-70-67-65	275		154,666.67	Satoshi Kodaira	T47	73-71-71-70	285		57,000.00
Hudson Swafford	T10	70-69-70-66	275	73.33	154,666.67	Lee Westwood	T47	72-78-68-67	285		57,000.00
Scott Hend	T10	70-69-63-73	275		154,666.66	Jason Dufner	T50	76-68-73-69	286	7.42	51,250.00
Kevin Chappell	T13	72-67-68-69	276	60.75	123,500.00	Matthew Fitzpatrick	T50	73-71-71-71	286		51,250.00
Xander Schauffele	T13	70-69-69-68	276	60.75	123,500.00	Emiliano Grillo	T50	72-71-73-70	286	7.42	51,250.00
Adam Scott	T13	68-71-69-68	276	60.75	123,500.00	Brian Harman	T50	70-74-69-73	286	7.42	51,250.00
Jordan Spieth	T13	67-70-71-68	276	60.75	123,500.00	Si Woo Kim	T50	73-69-71-73	286	7.42	51,250.00
Daniel Berger	T17	71-68-68-70	277	50.05	95,500.00	Louis Oosthuizen	T50	74-72-67-73	286	7.42	51,250.00
Dustin Johnson	T17	68-75-68-66	277	50.05	95,500.00	Andy Sullivan	T50	72-75-71-68	286		51,250.00
Brooks Koepka	T17	71-69-67-70	277	50.05	95,500.00	Hideto Tanihara	T50	74-71-71-70	286		51,250.00
Matt Kuchar	T17	71-72-66-68	277	50.05	95,500.00	Harold Varner III	T50	70-69-73-74	286	7.42	51,250.00
Henrik Stenson	T17	72-70-68-67	277	50.05	95,500.00	Fabrizio Zanotti	T50	74-69-71-72	286		51,250.00
Jhonattan Vegas	T17	69-71-68-69	277	50.05	95,500.00	Bryson DeChambeau	T60	75-69-71-72	287	5.44	47,500.00
Bubba Watson	T17	67-74-66-70	277	50.05	95,500.00	J.B. Holmes	T60	69-73-78-67	287	5.44	47,500.00
Jason Day	T24	71-66-70-71	278	39.38	82,000.00	Paul Lawrie	T60	69-74-73-71	287		47,500.00
Francesco Molinari	T24	71-73-69-65	278	39.38	82,000.00	Thongchai Jaidee	T63	71-68-76-73	288		46,500.00
Charl Schwartzel	T24	70-69-70-69	278	39.38	82,000.00	Justin Rose	T63	72-69-74-73	288	4.76	46,500.00
Brendan Steele	T24	73-68-69-68	278	39.38	82,000.00	Gary Woodland	T63	74-77-70-67	288	4.76	46,500.00
Tommy Fleetwood	T28	70-68-70-71	279		73,562.50	Russell Henley	T66	75-74-69-71	289	4.08	45,750.00
Branden Grace	T28	71-69-71-68	279	29.25	73,562.50	Mac Hughes	T66	74-74-73-68	289	4.08	45,750.00
Kevin Kisner	T28	67-73-73-66	279	29.25	73,562.50	Jeunghun Wang	T66	74-73-73-69	289		45,750.00
Ryan Moore	T28	73-69-68-69	279	29.25	73,562.50	Pat Perez	T69	72-75-75-68	290	3.62	45,250.00
Alex Noren	T28	69-68-74-68	279		73,562.50	Andres Romero	T70	68-73-74-76	291	3.40	45,000.00
Jon Rahm	T28	67-77-67-68	279	29.25	73,562.50	Shaun Norris	T71	71-77-73-71	292		44,750.00
Justin Thomas	T28	73-70-69-67	279	29.25	73,562.50	Rafa Cabrera Bello	T72	76-73-75-70	294	3.17	44,500.00
Jimmy Walker	T28	68-65-74-72	279	29.25	73,562.50	Chris Wood	T73	75-74-76-72	297		44,250.00
Bill Haas	T36	70-70-72-69	281	21.53	68,000.00	Billy Horschel	T74	76-78-77-68	299	2.89	43,875.00
Tyrrell Hatton	T36	72-71-69-69	281		68,000.00	Rod Pamplint	T74	73-70-76-80	299	2.89	43,875.00
Patrick Reed	T36	75-70-68-68	281	21.53	68,000.00	Danny Willett	T76	76-74-74-77	301	2.72	43,500.00

2016 Bridgestone Invitational

Firestone Country Club (South); Akron, OH
June 27 - July 3, 2016

Purse: \$9,500,000

Par/Yards: 35-35—70/7,400

LEADERS	First Round	Second Round	Third Round
	William McGirt 64 (-6)	Jason Day 136 (-4)	Jason Day 205 (-5)
	Jason Day 67 (-3)	David Lingmerth 137 (-3)	Scott Piercy 205 (-5)
	Emiliano Grillo 67 (-3)	Emiliano Grillo 138 (-2)	David Lingmerth 206 (-4)
	Jimmy Walker 67 (-3)	William McGirt 138 (-2)	Brian Stuard 207 (-3)
	Rickie Fowler 68 (-2)	Scott Piercy 138 (-2)	Dustin Johnson 208 (-2)
	Charley Hoffman 68 (-2)	Dustin Johnson 142 (+2)	William McGirt 208 (-2)
	Anirban Lahiri 68 (-2)		Charl Schwartzel 208 (-2)
	Jordan Spieth 68 (-2)		
	Dustin Johnson 69 (-1)		

CUT: No cut. 58 of 61 players completed 72 holes.



WEATHER: Thursday: Partly cloudy skies with a high of 82 degrees. Wind S at 5-10 mph. Friday: Light rains in the morning that changed to sunny skies in the afternoon. Temperatures hit the low 80s. Wind WNW at 12-22 mph. Saturday: Cloudy skies with temperatures in the mid-70s. Wind NW at 5-10 mph. Sunday: Mostly cloudy skies with a high of 77 degrees. Wind SSE at 4-8 mph. Wind reached 10-15 mph in the afternoon, with gusts of 20 mph.

Winner: Dustin Johnson 69-73-66-66 274 \$1,620,000.00

Dustin Johnson 1	69-73-66-66	274	550.00	\$1,620,000.00	Phil Mickelson T27	73-70-73-68	284	41.50	\$80,666.67
Scott Piercy 2	69-69-67-70	275	315.00	1,018,000.00	Smylie Kaufman T27	75-68-71-70	284	41.50	80,666.66
Kevin Chappell T3	71-70-69-67	277	140.00	449,250.00	Kevin Na T27	71-69-71-73	284	41.50	80,666.66
Jason Day T3	67-69-69-72	277	140.00	449,250.00	Charley Hoffman T33	68-73-72-72	285	37.00	76,000.00
Matt Kuchar T3	69-72-70-66	277	140.00	449,250.00	Anirban Lahiri T33	68-74-73-70	285	37.00	76,000.00
Jordan Spieth T3	68-71-71-67	277	140.00	449,250.00	Justin Thomas T33	70-69-70-76	285	37.00	76,000.00
William McGirt T7	64-74-70-70	278	89.00	233,333.34	Billy Hurley III T36	69-75-69-73	286	34.50	73,500.00
David Lingmerth T7	70-67-69-72	278	89.00	233,333.33	Shane Lowry T36	76-72-70-68	286	34.50	73,500.00
Charl Schwartzel T7	72-69-67-70	278	89.00	233,333.33	Marcus Fraser T38	73-73-69-72	287		71,000.00
Rickie Fowler T10	68-73-72-67	280	71.25	167,750.00	Bill Haas T38	74-72-71-70	287	32.00	71,000.00
Branden Grace T10	69-72-71-68	280	71.25	167,750.00	Vaughn Taylor T38	69-75-74-69	287	32.00	71,000.00
Zach Johnson T10	72-74-69-65	280	71.25	167,750.00	James Hahn 41	75-72-72-69	288	30.00	69,000.00
Adam Scott T10	71-68-73-68	280	71.25	167,750.00	Jim Furyk T42	74-72-70-73	289	27.50	66,500.00
Emiliano Grillo T14	67-71-71-72	281	60.50	129,000.00	Andrew Johnston T42	70-78-72-69	289		66,500.00
Bubba Watson T14	72-69-70-70	281	60.50	129,000.00	Soren Kjeldsen T42	72-76-70-71	289		66,500.00
Paul Casey T16	70-72-72-68	282	53.60	105,200.00	Hideki Matsuyama T42	70-79-73-67	289	27.50	66,500.00
Matt Jones T16	74-70-69-69	282	53.60	105,200.00	Fabian Gomez T46	74-73-72-71	290	24.00	63,000.00
Kevin Kisner T16	69-70-72-71	282	53.60	105,200.00	Nathan Holman T46	77-73-71-69	290		63,000.00
Brian Stuard T16	71-69-67-75	282	53.60	105,200.00	Justin Rose T46	69-76-73-72	290	24.00	63,000.00
Jimmy Walker T16	67-73-71-71	282	53.60	105,200.00	Byeong Hun An T49	76-71-71-74	292		60,500.00
George Coetzee T21	71-72-71-69	283		91,000.00	Michio Matsumura T49	79-74-70-69	292		60,500.00
K.T. Kim T21	74-67-70-72	283		91,000.00	Jason Dufner 51	71-76-72-74	293	20.00	59,000.00
Chris Kirk T21	75-69-73-66	283	47.50	91,000.00	Patrick Reed 52	74-75-69-76	294	19.00	58,000.00
Louis Oosthuizen T21	71-76-67-69	283	47.50	91,000.00	Kiradech Aphibarnrat 53	70-76-77-72	295		57,000.00
Brandt Snedeker T21	70-72-70-71	283	47.50	91,000.00	Russell Knox 54	74-75-75-72	296	17.00	56,000.00
Young-han Song T21	70-70-72-71	283		91,000.00	Marc Leishman 55	76-72-75-77	300	16.00	55,000.00
Harris English T27	69-73-74-68	284	41.50	80,666.67	Danny Lee 56	78-71-78-74	301	15.00	54,000.00
Jim Herman T27	73-73-70-68	284	41.50	80,666.67	Yosuke Tsukada 57	78-78-73-75	304		53,000.00
J.B. Holmes T27	73-73-71-67	284	41.50	80,666.67	Steven Bowditch 58	82-72-80-74	308	13.00	52,000.00

2015 Bridgestone Invitational

Firestone Country Club (South); Akron, OH
August 3-9 2015

Purse: \$9,250,000

Par/Yards: 35-35—70/7,400

LEADERS		First Round	Second Round	Third Round
	Danny Lee	65 (-5)	Jim Furyk	132 (-8)
	Jim Furyk	66 (-4)	Dustin Johnson	136 (-4)
	Graeme McDowell	66 (-4)	Shane Lowry	136 (-4)
	Rickie Fowler	67 (-3)	Bubba Watson	136 (-4)
	Justin Rose	67 (-3)	Danny Lee	137 (-3)
	Shane Lowry	70 (0)	Graeme McDowell	137 (-3)
			Henrik Stenson	137 (-3)
			Jim Furyk	201 (-9)
			Justin Rose	201 (-9)
			Shane Lowry	203 (-7)
			Steven Bowditch	205 (-5)
			Ian Poulter	205 (-5)
			Henrik Stenson	205 (-5)
			Bubba Watson	205 (-5)

CUT: No cut. All 77 players completed 72 holes.

WEATHER: Thursday: Cloudy, with highs in the mid-to-upper 70s. Wind ENE at 7-12 mph. Friday: Partly cloudy, with highs in low-80s. Wind NE at 7-12 mph. Saturday: Partly to mostly cloudy, with highs in low-80s. Wind N at 5 mph. Sunday: Partly cloudy in the morning, becoming mostly cloudy in the afternoon. Highs in the mid-80s. Wind NNE at 4-8 mph.



Winner: Shane Lowry 70-66-67-66 269 \$1,570,000.00

Shane Lowry	1	70-66-67-66	269/-11	\$1,570,000.00	Hideki Matsuyama	T37	69-75-73-66	283/3	\$63,000.00
Bubba Watson	2	70-66-69-66	271/-9	930,000.00	Marcel Siem	T37	70-73-69-71	283/3	63,000.00
Jim Furyk	T3	66-66-69-72	273/-7	470,000.00	James Hahn	T42	70-70-74-70	284/4	59,000.00
Justin Rose	T3	67-71-63-72	273/-7	470,000.00	Ryan Moore	T42	71-71-69-73	284/4	59,000.00
Robert Streb	5	68-70-68-68	274/-6	330,000.00	Louis Oosthuizen	T42	72-70-72-70	284/4	59,000.00
Brooks Koepka	T6	69-69-68-69	275/-5	219,000.00	Mikko Ilonen	T45	74-73-70-68	285/5	55,000.00
Danny Lee	T6	65-72-70-68	275/-5	219,000.00	Martin Kaymer	T45	70-71-71-73	285/5	55,000.00
David Lingmerth	T6	70-71-66-68	275/-5	219,000.00	Joost Luiten	T45	70-72-70-73	285/5	55,000.00
Henrik Stenson	T6	68-69-68-70	275/-5	219,000.00	Koumei Oda	T45	68-77-69-71	285/5	55,000.00
Rickie Fowler	T10	67-72-70-67	276/-4	149,500.00	Adam Scott	T45	72-69-71-73	285/5	55,000.00
Jordan Spieth	T10	70-68-72-66	276/-4	149,500.00	James Donaldson	T50	70-71-71-74	286/6	51,000.00
Steven Bowditch	T12	73-69-63-72	277/-3	126,000.00	Victor Dubuisson	T50	68-74-73-71	286/6	51,000.00
Jason Day	T12	69-69-70-69	277/-3	126,000.00	Pablo Larrazabal	T50	72-70-69-75	286/6	51,000.00
Soren Kjeldsen	T12	69-73-69-66	277/-3	126,000.00	Anirban Lahiri	T53	77-72-67-71	287/7	48,166.67
Kevin Na	T15	69-70-71-68	278/-2	109,000.00	Jimmy Walker	T53	73-73-70-71	287/7	48,166.67
Patrick Reed	T15	71-67-72-68	278/-2	109,000.00	Dustin Johnson	T53	69-67-75-76	287/7	48,166.66
Keegan Bradley	T17	69-70-69-71	279/-1	88,500.00	Stephen Gallacher	56	77-67-71-73	288/8	47,000.00
Paul Casey	T17	68-73-71-67	279/-1	88,500.00	Byeong-Hun An	T57	77-68-70-74	289/9	45,750.00
Branden Grace	T17	73-69-67-70	279/-1	88,500.00	Thongchai Jaidee	T57	73-71-73-72	289/9	45,750.00
Russell Henley	T17	70-70-70-69	279/-1	88,500.00	Ben Martin	T57	75-71-72-71	289/9	45,750.00
Graeme McDowell	T17	66-71-69-73	279/-1	88,500.00	Gary Woodland	T57	75-69-72-73	289/9	45,750.00
Ian Poulter	T17	68-72-65-74	279/-1	88,500.00	Francesco Molinari	T61	69-74-74-73	290/10	44,625.00
Lee Westwood	T17	68-70-73-68	279/-1	88,500.00	Brendon Todd	T61	74-72-68-76	290/10	44,625.00
Danny Willett	T17	70-71-69-69	279/-1	88,500.00	Sangmoon Bae	T63	71-75-73-72	291/11	43,875.00
Matt Kuchar	T25	72-68-72-68	280/E	74,666.67	Andrew Dodd	T63	77-71-72-71	291/11	43,875.00
Webb Simpson	T25	68-70-72-70	280/E	74,666.67	Phil Mickelson	T63	76-70-71-74	291/11	43,875.00
Camilo Villegas	T25	75-69-71-65	280/E	74,666.67	Gary Stal	T63	72-73-73-73	291/11	43,875.00
Bernd Wiesberger	T25	71-74-66-69	280/E	74,666.67	Fabian Gomez	T67	75-72-73-72	292/12	43,125.00
Bill Haas	T25	74-69-67-70	280/E	74,666.66	Oliver Wilson	T67	74-72-75-71	292/12	43,125.00
Marc Warren	T25	71-70-69-70	280/E	74,666.66	Thomas Bjorn	69	70-75-73-75	293/13	42,750.00
Charley Hoffman	T31	75-66-71-69	281/1	70,500.00	Padraig Harrington	T70	72-72-74-76	294/14	42,375.00
Charl Schwartzel	T31	70-72-70-69	281/1	70,500.00	Ryan Palmer	T70	74-75-73-72	294/14	42,375.00
Billy Horschel	T33	71-73-70-68	282/2	67,500.00	Hunter Mahan	72	74-79-72-70	295/15	42,000.00
Zach Johnson	T33	70-70-71-71	282/2	67,500.00	David Lipsky	73	72-74-72-78	296/16	41,750.00
Marc Leishman	T33	72-70-70-70	282/2	67,500.00	Matt Every	74	72-77-76-73	298/18	41,500.00
Brandt Snedeker	T33	70-70-72-70	282/2	67,500.00	Nick Cullen	T75	77-74-75-75	301/21	41,125.00
Sergio Garcia	T37	71-67-72-73	283/3	63,000.00	WC Liang	T75	72-73-75-81	301/21	41,125.00
J.B. Holmes	T37	74-68-70-71	283/3	63,000.00	Troy Merritt	77	82-75-70-75	302/22	40,750.00
Kevin Kisner	T37	73-69-73-68	283/3	63,000.00					

2014 Bridgestone Invitational

Firestone Country Club (South); Akron, OH
July 28-August 3 2014

Purse: \$9,000,000

Par/Yards: 35-35—70/7,400

LEADERS	First Round	Second Round	Third Round
	Marc Leishman 64 (-6)	Sergio Garcia 129 (-11)	Sergio Garcia 196 (-14)
	Ryan Moore 65 (-5)	Justin Rose 132 (-8)	Rory McIlroy 199 (-11)
	Justin Rose 65 (-5)	Marc Leishman 133 (-7)	Marc Leishman 201 (-9)
	Charl Schwartzel 65 (-5)	Rory McIlroy 133 (-7)	Keegan Bradley 202 (-8)
	Graham DeLaet 67 (-3)	Rickie Fowler 134 (-6)	Justin Rose 202 (-8)
	Rickie Fowler 67 (-3)	Charl Schwartzel 134 (-6)	Adam Scott 202 (-8)
	Francesco Molinari 67 (-3)		
	Patrick Reed 67 (-3)		
	Rory McIlroy 69 (-1)		

CUT: No cut. 72 of the 76 professionals completed 72 holes.



WEATHER: Thursday: Mix of sun and clouds. High of 78, with WSW wind at 10-15 mph. Friday: Mix of sun and clouds. High of 82, with S wind at 5-10 mph. Saturday: Due to expected inclement weather, officials moved Saturday's tee times to threesomes going off of Nos. 1 and 10 between 7-9 a.m. Mostly cloudy, with afternoon storms. High of 78. Wind variable at 5-10 mph. Officials suspended play from 12:43-3:57 p.m. Sunday: Mostly cloudy, with late-morning storms. High of 78. Wind N at 5-10 mph. Due to heavy rain and water accumulating on the greens, officials suspended play from 10:45 a.m.-noon. Preferred lies were utilized.

Winner: Rory McIlroy 69-64-66-66 265 \$1,530,000.00

Rory McIlroy 1	69-64-66-66	265/-15	\$1,530,000.00	Brendon de Jonge T37	72-69-70-69	280/E	\$64,500.00
Sergio Garcia 2	68-61-67-71	267/-13	900,000.00	Jamie Donaldson T37	68-70-71-71	280/E	64,500.00
Marc Leishman 3	64-69-68-67	268/-12	522,000.00	Seung-Yul Noh T37	69-69-70-72	280/E	64,500.00
Keegan Bradley T4	68-67-67-69	271/-9	308,000.00	Bubba Watson T37	69-70-73-68	280/E	64,500.00
Patrick Reed T4	67-68-71-65	271/-9	308,000.00	Bill Haas T41	71-69-69-72	281/1	61,000.00
Justin Rose T4	65-67-70-69	271/-9	308,000.00	Russell Henley T41	72-70-71-68	281/1	61,000.00
Charl Schwartzel T4	65-69-73-64	271/-9	308,000.00	Chris Kirk T41	69-73-72-67	281/1	61,000.00
Rickie Fowler T8	67-67-72-67	273/-7	170,000.00	Steven Bowditch 44	69-71-73-69	282/2	59,000.00
Graeme McDowell T8	71-70-66-66	273/-7	170,000.00	Miguel A. Jimenez T45	69-69-72-73	283/3	57,500.00
Ryan Moore T8	65-73-68-67	273/-7	170,000.00	Brendon Todd T45	74-70-69-70	283/3	57,500.00
Adam Scott T8	69-68-65-71	273/-7	170,000.00	Matt Every T47	74-68-73-69	284/4	55,500.00
Matt Kuchar T12	71-66-72-65	274/-6	115,000.00	Stephen Gallacher T47	74-71-69-70	284/4	55,500.00
Hideki Matsuyama T12	70-71-65-68	274/-6	115,000.00	Jordan Spieth 49	71-70-73-71	285/5	54,000.00
Brandt Snedeker T12	68-68-68-70	274/-6	115,000.00	Tim Clark T50	72-73-70-71	286/6	52,500.00
Thomas Bjorn T15	69-68-69-69	275/-5	97,500.00	Luke Donald T50	73-70-72-71	286/6	52,500.00
Jim Furyk T15	69-68-69-69	275/-5	97,500.00	David Howell T52	69-71-71-76	287/7	49,625.00
Hunter Mahan T15	71-65-71-68	275/-5	97,500.00	Thongchai Jaidee T52	70-74-71-72	287/7	49,625.00
Phil Mickelson T15	71-73-69-62	275/-5	97,500.00	Ian Poulter T52	73-73-70-71	287/7	49,625.00
Kevin Stadler T19	71-70-66-69	276/-4	89,000.00	Scott Stallings T52	72-75-68-72	287/7	49,625.00
Henrik Stenson T19	71-66-68-71	276/-4	89,000.00	Martin Kaymer T56	77-68-72-71	288/8	47,750.00
Lee Westwood T19	72-71-70-63	276/-4	89,000.00	Joost Luiten T56	73-73-71-71	288/8	47,750.00
Gary Woodland T19	70-68-68-70	276/-4	89,000.00	Jonas Blixt T58	75-72-69-73	289/9	46,500.00
Branden Grace T23	69-71-67-70	277/-3	82,000.00	Alexander Levy T58	72-71-77-69	289/9	46,500.00
Zach Johnson T23	70-70-68-69	277/-3	82,000.00	Richard Sterne T58	75-70-73-71	289/9	46,500.00
Kevin Na T23	71-73-66-67	277/-3	82,000.00	Louis Oosthuizen 61	75-73-67-75	290/10	45,500.00
Ernie Els T26	71-69-70-68	278/-2	75,200.00	Gonzalo Fdez-Castano 62	79-71-67-74	291/11	45,000.00
J.B. Holmes T26	69-69-67-73	278/-2	75,200.00	Pablo Larrazabal T63	71-74-77-70	292/12	44,250.00
John Senden T26	74-66-67-71	278/-2	75,200.00	Steve Stricker T63	74-73-72-73	292/12	44,250.00
Jimmy Walker T26	69-70-70-69	278/-2	75,200.00	Brian Harman 65	72-70-75-76	293/13	43,750.00
Fabrizio Zanotti T26	70-71-68-69	278/-2	75,200.00	Jason Dufner T66	70-74-73-77	294/14	43,375.00
Angel Cabrera T31	73-68-70-68	279/-1	69,500.00	Mikko Ilonen T66	75-74-73-72	294/14	43,375.00
Victor Dubuisson T31	72-70-69-68	279/-1	69,500.00	Daisuke Maruyama 68	73-73-73-78	297/17	43,000.00
Harris English T31	69-69-68-73	279/-1	69,500.00	David Lynn T69	76-72-75-75	298/18	42,625.00
Matt Jones T31	70-70-69-70	279/-1	69,500.00	Yoshihito Takeya T69	74-75-74-75	298/18	42,625.00
Francesco Molinari T31	67-70-73-69	279/-1	69,500.00	Kevin Streelman 71	78-71-78-73	300/20	42,250.00
Webb Simpson T31	72-69-70-68	279/-1	69,500.00	Tano Goya 72	76-77-71-78	302/22	42,000.00

2013 Bridgestone Invitational

Firestone Country Club (South); Akron, OH
July 29-August 4 2013

Purse: \$8,750,000

Par/Yards: 35-35—70/7,400

LEADERS		First Round	Second Round	Third Round
		Webb Simpson 64 (-6)	Tiger Woods..... 127 (-13)	Tiger Woods..... 195 (-15)
		Henrik Stenson 65 (-5)	Keegan Bradley 134 (-6)	Henrik Stenson 202 (-8)
		Keegan Bradley 66 (-4)	Chris Wood 134 (-6)	Jason Dufner 203 (-7)
		Ryan Moore 66 (-4)	Bill Haas 135 (-5)	Luke Donald 204 (-6)
		Chris Wood 66 (-4)	Henrik Stenson 135 (-5)	Bill Haas 204 (-6)
		Tiger Woods..... 66 (-4)		Chris Wood 204 (-6)

CUT: No cut. All 73 players completed 72 holes.



WEATHER: Thursday: Partly cloudy with winds WNW at 10-15 mph. High of 75. Friday: Partly cloudy with winds WSW at 10-15 mph. High of 79. Saturday: One-half inch of rain fell overnight. With expected heavy showers, tee times ran from 11:10 a.m.-1:10 p.m. in threesomes off two tees. Partly cloudy and warmer with a high of 77. Winds NNW at 10 mph. Sunday: Partly cloudy, breezy and comfortable. High of 72. Winds NNW at 10-15, gusting to 20 mph.

Winner: Tiger Woods 66-61-68-70 265 \$1,500,000.00

Tiger Woods..... 1	66-61-68-70	265/-15	\$1,500,000.00	Angel Cabrera T38	72-68-70-74	284/4	\$64,500.00
Keegan Bradley T2	66-68-71-67	272/-8	692,500.00	Gonzalo Fdez-Castano.. T38	70-74-68-72	284/4	64,500.00
Henrik Stenson T2	65-70-67-70	272/-8	692,500.00	Kiradech Aphibarnrat... T40	69-68-73-75	285/5	61,500.00
Miguel A. Jimenez..... T4	71-69-65-69	274/-6	321,666.67	Sergio Garcia T40	71-76-70-68	285/5	61,500.00
Zach Johnson T4	69-70-68-67	274/-6	321,666.67	Graeme McDowell T40	71-71-71-72	285/5	61,500.00
Jason Dufner T4	67-69-67-71	274/-6	321,666.66	Lee Westwood T40	71-71-71-72	285/5	61,500.00
Bill Haas T7	67-68-69-71	275/-5	205,000.00	Stephen Gallacher T44	74-74-67-71	286/6	57,500.00
Chris Wood T7	66-68-70-71	275/-5	205,000.00	Billy Horschel T44	74-74-72-66	286/6	57,500.00
Luke Donald T9	67-69-68-72	276/-4	145,750.00	Francesco Molinari T44	70-70-72-74	286/6	57,500.00
Jim Furyk T9	67-69-72-68	276/-4	145,750.00	Nick Watney T44	71-72-70-73	286/6	57,500.00
Martin Kaymer T9	74-67-69-66	276/-4	145,750.00	Ernie Els T48	71-72-70-74	287/7	53,000.00
Richard Sterne T9	70-68-70-68	276/-4	145,750.00	Martin Laird T48	77-70-71-69	287/7	53,000.00
Steve Stricker 13	71-67-70-69	277/-3	114,000.00	Shane Lowry T48	72-76-70-69	287/7	53,000.00
Harris English T14	70-68-72-68	278/-2	102,666.67	Thorbjorn Olesen..... T48	73-69-72-73	287/7	53,000.00
Webb Simpson T14	64-75-73-66	278/-2	102,666.67	Richie Ramsay T48	73-69-73-72	287/7	53,000.00
Adam Scott T14	73-68-66-71	278/-2	102,666.66	Sang-Moon Bae T53	73-73-70-72	288/8	48,875.00
Jamie Donaldson T17	70-69-71-69	279/-1	93,000.00	Jason Day T53	74-72-72-70	288/8	48,875.00
Justin Rose T17	69-72-69-69	279/-1	93,000.00	David Lynn T53	71-73-73-71	288/8	48,875.00
John Merrick T19	72-66-70-72	280/E	89,000.00	Matteo Manassero T53	71-70-74-73	288/8	48,875.00
Ian Poulter T19	69-72-69-70	280/E	89,000.00	Nicolas Colsaerts T57	72-70-74-73	289/9	47,250.00
Hideki Matsuyama T21	72-68-70-71	281/1	81,166.67	Derek Ernst T57	73-76-71-69	289/9	47,250.00
Charl Schwartzel T21	74-74-64-69	281/1	81,166.67	Jonas Blixt T59	70-75-73-72	290/10	45,750.00
Michael Thompson T21	72-71-70-68	281/1	81,166.67	Scott Piercy T59	68-77-75-70	290/10	45,750.00
Bo Van Pelt T21	71-73-68-69	281/1	81,166.67	D.A. Points T59	73-69-75-73	290/10	45,750.00
Rickie Fowler T21	67-71-70-73	281/1	81,166.66	Kevin Streelman..... T59	76-73-71-70	290/10	45,750.00
Phil Mickelson T21	72-71-67-71	281/1	81,166.66	Brian Gay T63	72-70-75-75	292/12	44,250.00
Paul Casey T27	70-70-73-69	282/2	73,500.00	Brett Rumford T63	76-74-72-70	292/12	44,250.00
Russell Henley T27	72-69-75-66	282/2	73,500.00	Ken Duke T65	70-75-73-75	293/13	42,800.00
Matt Kuchar T27	72-71-69-70	282/2	73,500.00	Tommy Gainey T65	74-71-76-72	293/13	42,800.00
Paul Lawrie T27	69-72-71-70	282/2	73,500.00	Branden Grace T65	70-75-70-78	293/13	42,800.00
Rory McIlroy T27	70-71-69-72	282/2	73,500.00	Mikko Ilonen T65	73-73-73-74	293/13	42,800.00
Bubba Watson T27	67-69-72-74	282/2	73,500.00	Satoshi Kodaira T65	70-74-76-73	293/13	42,800.00
Peter Hanson T33	70-72-70-71	283/3	68,000.00	Carl Pettersson 70	72-73-73-77	295/15	42,000.00
Dustin Johnson T33	72-69-75-67	283/3	68,000.00	Toru Taniguchi 71	75-73-79-73	300/20	41,750.00
Ryan Moore T33	66-74-70-73	283/3	68,000.00	Jaco Van Zyl 72	73-82-78-72	305/25	41,500.00
Brandt Snedeker T33	72-70-71-70	283/3	68,000.00	Daniel Popovic 73	79-77-76-82	314/34	41,250.00
Boo Weekley T33	73-70-70-70	283/3	68,000.00				

2012 Bridgestone Invitational

Firestone Country Club (South Course); Akron, OH
July 30-August 5, 2012

Purse: \$8,500,000

Par/Yards: 35-35—70/7,400

LEADERS	First Round	Second Round	Third Round
	Jim Furyk..... 63 (-7)	Jim Furyk..... 129 (-11)	Jim Furyk..... 199 (-11)
	Lee Slattery..... 65 (-5)	Rafael Cabrera Bello..... 131 (-9)	Louis Oosthuizen..... 200 (-10)
	Rafael Cabrera Bello..... 66 (-4)	Louis Oosthuizen..... 132 (-8)	Keegan Bradley..... 203 (-7)
	Ben Crane..... 66 (-4)	Jason Dufner..... 133 (-7)	Rory McIlroy..... 204 (-6)
	Luke Donald..... 66 (-4)	K.T. Kim..... 134 (-6)	Steve Stricker..... 204 (-6)
	Simon Dyson..... 66 (-4)	Keegan Bradley..... 136 (-4)	
	John Senden..... 66 (-4)		
	Bubba Watson..... 66 (-4)		
	Keegan Bradley..... 67 (-3)		

CUT: No cut. 75 of the 78 players completed 72 holes.



WEATHER: Thursday: Sunny. Winds WSW at 5-10 mph. High of 90. Friday: Mostly sunny. Temperatures in the mid 90s, with light S winds at 5-10 mph. Saturday: Mostly sunny. Temperatures in the upper 80s by the afternoon with W winds at 10-20 mph. Sunday: Due to the threat of bad weather, tee times were adjusted so that players teed off on No. 1 and No. 10 in threesomes, from 8-10 a.m. Play was suspended at 9:15 a.m. due to a dangerous weather situation and resumed at noon. Mostly cloudy with morning thunderstorms turning to clearer skies in the afternoon. High of 81. Winds SW at 10-20 mph.

Winner: Keegan Bradley 67-69-67-64 267 \$1,400,000.00

Keegan Bradley..... 1	67-69-67-64	267/-13	\$1,400,000.00	Y.E. Yang..... T36	69-71-74-68	282/2	\$62,500.00
Jim Furyk..... T2	63-66-70-69	268/-12	665,000.00	Thomas Bjorn..... T40	71-70-74-68	283/3	59,000.00
Steve Stricker..... T2	68-68-68-64	268/-12	665,000.00	Zach Johnson..... T40	68-73-68-74	283/3	59,000.00
Louis Oosthuizen..... 4	67-65-68-69	269/-11	365,000.00	Francesco Molinari..... T40	74-70-69-70	283/3	59,000.00
Rory McIlroy..... T5	70-67-67-68	272/-8	276,500.00	Phil Mickelson..... T43	71-69-73-71	284/4	56,500.00
Justin Rose..... T5	70-69-66-67	272/-8	276,500.00	Alvaro Quiros..... T43	70-71-72-71	284/4	56,500.00
Jason Dufner..... 7	67-66-73-68	274/-6	210,000.00	Nicolas Colsaerts..... T45	73-68-74-70	285/5	53,000.00
Aaron Baddeley..... T8	73-66-71-66	276/-4	128,750.00	Ernie Els..... T45	73-73-68-71	285/5	53,000.00
K.J. Choi..... T8	71-72-67-66	276/-4	128,750.00	Marc Leishman..... T45	70-72-70-73	285/5	53,000.00
Luke Donald..... T8	66-69-71-70	276/-4	128,750.00	Adam Scott..... T45	71-70-71-73	285/5	53,000.00
Matt Kuchar..... T8	70-70-70-66	276/-4	128,750.00	Mark Wilson..... T45	72-71-73-69	285/5	53,000.00
Lee Slattery..... T8	65-71-72-68	276/-4	128,750.00	Ryo Ishikawa..... T50	71-72-70-73	286/6	49,000.00
David Toms..... T8	68-67-73-68	276/-4	128,750.00	Fredrik Jacobson..... T50	71-73-73-69	286/6	49,000.00
Bo Van Pelt..... T8	70-69-66-71	276/-4	128,750.00	Paul Lawrie..... T50	72-68-74-72	286/6	49,000.00
Tiger Woods..... T8	70-72-68-66	276/-4	128,750.00	Brandt Snedeker..... T50	71-70-70-75	286/6	49,000.00
Simon Dyson..... T16	66-71-70-70	277/-3	90,000.00	Danny Willett..... T50	72-74-73-67	286/6	49,000.00
John Senden..... T16	66-70-69-72	277/-3	90,000.00	Jonathan Byrd..... T55	73-73-69-72	287/7	46,500.00
Kyle Stanley..... T16	69-73-68-67	277/-3	90,000.00	Greg Chalmers..... T55	71-75-71-70	287/7	46,500.00
Bill Haas..... T19	67-71-70-70	278/-2	82,000.00	Gonzalo Fdez-Castano.. T55	71-73-70-73	287/7	46,500.00
Dustin Johnson..... T19	69-68-73-68	278/-2	82,000.00	Hunter Mahan..... T55	73-73-69-72	287/7	46,500.00
Scott Piercy..... T19	69-70-70-69	278/-2	82,000.00	Bernd Wiesberger..... T55	70-71-74-72	287/7	46,500.00
Nick Watney..... T19	69-70-72-67	278/-2	82,000.00	Rickie Fowler..... T60	70-80-69-69	288/8	44,500.00
Bubba Watson..... T19	66-73-72-67	278/-2	82,000.00	Yoshinori Fujimoto..... T60	73-74-71-70	288/8	44,500.00
K.T. Kim..... T24	67-67-74-71	279/-1	74,500.00	Marcel Siem..... T60	76-71-70-71	288/8	44,500.00
Graeme McDowell..... T24	70-67-70-72	279/-1	74,500.00	Peter Hanson..... T63	73-71-71-74	289/9	43,500.00
Geoff Ogilvy..... T24	67-70-72-70	279/-1	74,500.00	Joost Luiten..... T63	72-71-77-69	289/9	43,500.00
Charl Schwartzel..... T24	69-75-72-63	279/-1	74,500.00	Kevin Na..... T63	72-76-72-69	289/9	43,500.00
Carl Pettersson..... 28	67-70-71-72	280/E	72,000.00	Sang-Moon Bae..... 66	72-66-76-76	290/10	43,000.00
Rafael Cabrera Bello.... T29	66-65-77-73	281/1	68,000.00	Toshinori Muto..... T67	73-71-73-74	291/11	42,625.00
Jason Day..... T29	75-70-70-66	281/1	68,000.00	Jeev Milkha Singh..... T67	73-74-71-73	291/11	42,625.00
Sergio Garcia..... T29	67-72-71-71	281/1	68,000.00	Robert Allenby..... 69	73-79-72-68	292/12	42,250.00
Retief Goosen..... T29	67-72-73-69	281/1	68,000.00	Lee Westwood..... 70	68-72-81-73	294/14	42,000.00
Martin Kaymer..... T29	68-72-72-69	281/1	68,000.00	Michael Hoey..... T71	78-75-70-72	295/15	41,625.00
Martin Laird..... T29	68-72-68-73	281/1	68,000.00	Robert Rock..... T71	76-72-74-73	295/15	41,625.00
Ian Poulter..... T29	74-69-69-69	281/1	68,000.00	Ted Potter, Jr..... 73	72-72-75-80	299/19	41,250.00
Jamie Donaldson..... T36	68-73-75-66	282/2	62,500.00	Tom Lewis..... 74	78-76-74-73	301/21	41,000.00
Branden Grace..... T36	72-70-66-74	282/2	62,500.00	Oliver Bekker..... 75	77-72-76-77	302/22	40,750.00
Johnson Wagner..... T36	71-74-68-69	282/2	62,500.00				

2011 Bridgestone Invitational

Firestone Country Club (South Course); Akron, OH
August 1-7, 2011

Purse: \$8,500,000

Par/Yards: 35-35—70/7,400

LEADERS		First Round	Second Round	Third Round
	Adam Scott	62 (-8)	Keegan Bradley.....	Adam Scott
	Jason Day.....	63 (-7)	Rickie Fowler.....	Jason Day.....
	Nick Watney.....	65 (-5)	Ryan Moore.....	Ryo Ishikawa.....
	Thomas Bjorn.....	66 (-4)	Adam Scott	Keegan Bradley.....
	Stewart Cink.....	66 (-4)	Jason Day.....	Martin Laird.....
	Kyung-tae Kim.....	66 (-4)	Robert Karlsson.....	
	Martin Laird.....	66 (-4)	Martin Laird.....	
	Pablo Larrazabal.....	66 (-4)		
	Ryan Moore.....	66 (-4)		
	D.A. Points.....	66 (-4)		
	Rory Sabbatini.....	66 (-4)		
	Brandt Snedeker.....	66 (-4)		

CUT: No cut. All 76 players finished 72 holes.



WEATHER: Thursday: Sunny with a high of 88 degrees. Winds W 8-12 mph. Friday: Partly cloudy with temperatures reaching 82 degrees. Winds ESE 4-8 mph in the late morning changing to NNE 8-12 mph in the afternoon. Saturday: Mostly cloudy throughout the morning and early afternoon, with temperatures in the low to mid-80s and winds SW 5-10 mph. Sunday: Partly cloudy, warm and humid with temperatures reaching 86 degrees. Winds W 10-15 mph.

Winner: Adam Scott 62-70-66-65 263 \$1,400,000.00

Adam Scott.....	1	62-70-66-65	263	\$1,400,000.00	Charley Hoffman.....	T37	68-69-70-74	281	\$58,500.00
Luke Donald.....	T2	68-69-64-66	267	665,000.00	Hunter Mahan.....	T37	71-69-72-69	281	58,500.00
Rickie Fowler.....	T2	68-64-69-66	267	665,000.00	Matteo Manassero.....	T37	70-72-67-72	281	58,500.00
Jason Day.....	T4	63-70-66-69	268	332,500.00	Geoff Ogilvy.....	T37	68-70-76-67	281	58,500.00
Ryo Ishikawa.....	T4	67-68-64-69	268	332,500.00	Louis Oosthuizen.....	T37	71-71-70-69	281	58,500.00
Zach Johnson.....	T6	70-68-64-68	270	215,000.00	Tiger Woods.....	T37	68-71-72-70	281	58,500.00
Kyung-tae Kim.....	T6	66-72-66-66	270	215,000.00	Paul Casey.....	T45	73-71-71-67	282	53,000.00
Rory McIlroy.....	T6	68-68-67-67	270	215,000.00	Stewart Cink.....	T45	66-70-71-75	282	53,000.00
David Toms.....	T9	68-68-68-67	271	152,500.00	Gary Woodland.....	T45	70-66-73-73	282	53,000.00
Lee Westwood.....	T9	67-71-68-65	271	152,500.00	Robert Allenby.....	T48	70-73-70-70	283	49,300.00
Aaron Baddeley.....	T11	68-70-69-65	272	117,333.34	Dustin Johnson.....	T48	73-69-70-71	283	49,300.00
Fredrik Jacobson.....	T11	68-66-67-71	272	117,333.33	Phil Mickelson.....	T48	67-73-71-72	283	49,300.00
Martin Laird.....	T11	66-67-67-72	272	117,333.33	Rory Sabbatini.....	T48	66-77-71-69	283	49,300.00
Steve Stricker.....	T14	71-65-67-70	273	100,000.00	Brendan Steele.....	T48	69-74-74-66	283	49,300.00
Keegan Bradley.....	T15	67-65-68-74	274	95,500.00	Sergio Garcia.....	T53	68-72-72-72	284	46,500.00
Francesco Molinari.....	T15	73-64-68-69	274	95,500.00	Alexander Noren.....	T53	69-73-70-72	284	46,500.00
Robert Karlsson.....	T17	68-65-72-70	275	89,500.00	Alvaro Quiros.....	T53	73-74-67-70	284	46,500.00
Mark Wilson.....	T17	69-69-71-66	275	89,500.00	Charl Schwartzel.....	T53	74-71-68-71	284	46,500.00
Matt Kuchar.....	T19	71-69-65-71	276	85,000.00	Y.E. Yang.....	T53	72-71-69-72	284	46,500.00
D.A. Points.....	T19	66-70-72-68	276	85,000.00	Heath Slocum.....	58	71-65-75-74	285	45,000.00
Peter Hanson.....	T21	70-67-70-70	277	81,250.00	Jonathan Byrd.....	T59	67-74-75-70	286	43,750.00
Bubba Watson.....	T21	69-70-68-70	277	81,250.00	K.J. Choi.....	T59	74-71-70-71	286	43,750.00
Jim Furyk.....	T23	73-69-67-69	278	75,250.00	Padraig Harrington.....	T59	71-70-73-72	286	43,750.00
Lucas Glover.....	T23	68-68-72-70	278	75,250.00	Sean O'Hair.....	T59	72-72-69-73	286	43,750.00
Retief Goosen.....	T23	72-68-68-70	278	75,250.00	Arjun Atwal.....	T63	68-73-71-76	288	42,250.00
Ryan Moore.....	T23	66-66-74-72	278	75,250.00	Bill Haas.....	T63	72-72-70-74	288	42,250.00
Bo Van Pelt.....	T23	68-70-71-69	278	75,250.00	Graeme McDowell.....	65	71-72-75-71	289	1,500.00
Nick Watney.....	T23	65-70-70-73	278	75,250.00	Harrison Frazer.....	T66	72-72-77-70	291	40,750.00
Anders Hansen.....	T29	72-70-67-70	279	68,500.00	Jhonattan Vegas.....	T66	73-70-74-74	291	40,750.00
Martin Kaymer.....	T29	69-70-73-67	279	68,500.00	Thomas Bjorn.....	T68	66-72-75-79	292	39,250.00
Hennie Otto.....	T29	69-66-75-69	279	68,500.00	Darren Clarke.....	T68	77-74-69-72	292	39,250.00
Scott Stallings.....	T29	69-68-72-70	279	68,500.00	Jeff Overton.....	T68	72-73-73-74	292	39,250.00
Simon Dyson.....	T33	77-66-69-68	280	64,500.00	Ian Poulter.....	T68	71-69-80-72	292	39,250.00
Edoardo Molinari.....	T33	72-66-70-72	280	64,500.00	Miguel A. Jimenez.....	72	73-73-74-73	293	38,000.00
Justin Rose.....	T33	71-70-72-67	280	64,500.00	Jae-bum Park.....	73	73-72-77-72	294	37,500.00
Brandt Snedeker.....	T33	66-68-74-72	280	64,500.00	Pablo Larrazabal.....	74	66-76-74-79	295	37,000.00
Ernie Els.....	T37	71-71-71-68	281	58,500.00	Yuta Ikeda.....	75	74-72-77-74	297	36,500.00
Richard Green.....	T37	69-68-74-70	281	58,500.00	Stuart Appleby.....	76	73-76-78-72	299	36,000.00

2010 Bridgestone Invitational

Firestone Country Club (South Course); Akron, OH
August 5-8, 2010

Purse: \$8,500,000

Par/Yards: 35-35—70/7,400

LEADERS	First Round	Second Round	Third Round
Bubba Watson	64 (-6)	Retief Goosen	201 (-9)
Kenny Perry	66 (-4)	Justin Leonard	201 (-9)
Phil Mickelson	66 (-4)	Phil Mickelson	202 (-8)
Adam Scott	66 (-4)	Peter Hanson	203 (-7)
Graeme McDowell	66 (-4)	Bo Van Pelt	203 (-7)
Hunter Mahan	71 (T37)	Bubba Watson	203 (-7)
		Hunter Mahan	204 T7
		Hunter Mahan	204 T7

CUT: No cut. 80 of the 81 players completed 72 holes.



WEATHER: Thursday: Early morning showers and thunderstorms with mostly cloudy skies becoming partly cloudy by late morning. A few showers developed late in the evening. Winds: W 10-15 gusting to 20 mph with highs in the mid 80s. Friday: Mostly cloudy with scattered light showers through early afternoon. Partly cloudy the rest of the day. Winds: NW 5-10 mph with temperatures in the high 70s Saturday: Mostly sunny and pleasant. Winds: Variable 4-8 mph. High of 80. Sunday: Partly cloudy and warmer temperatures reaching into the mid-80s.

Winner: Hunter Mahan 71-67-66-64 268 \$1,400,000.00

Hunter Mahan	1	71-67-66-64	268	\$1,400,000.00	Alvaro Quiros	T39	73-66-74-68	281	\$58,000.00
Ryan Palmer	2	70-68-63-69	270	840,000.00	Heath Slocum	T39	75-68-67-71	281	58,000.00
Retief Goosen	T3	67-66-73-65	271	412,500.00	Scott Verplank	T39	75-68-68-70	281	58,000.00
Bo Van Pelt	T3	67-68-69-67	271	412,500.00	J.B. Holmes	T44	74-72-69-67	282	54,500.00
Sean O'Hair	5	67-70-64-71	272	295,000.00	Troy Matteson	T44	72-70-69-71	282	54,500.00
Jim Furyk	T6	72-68-69-64	273	227,500.00	Chad Campbell	T46	67-73-73-70	283	50,214.29
Jeff Overton	T6	67-70-67-69	273	227,500.00	K.J. Choi	T46	70-73-72-68	283	50,214.29
Peter Hanson	8	69-66-68-71	274	180,000.00	Boo Weekley	T46	73-72-68-70	283	50,214.29
Pdraig Harrington	T9	69-70-70-66	275	125,833.34	Y.E. Yang	T46	74-68-71-70	283	50,214.29
Louis Oosthuizen	T9	72-70-68-65	275	125,833.34	Luke Donald	T46	70-69-73-71	283	50,214.28
Matt Kuchar	T9	69-67-66-73	275	125,833.33	Ross Fisher	T46	70-68-74-71	283	50,214.28
Rory McIlroy	T9	68-69-69-69	275	125,833.33	Phil Mickelson	T46	66-68-71-78	283	50,214.28
Adam Scott	T9	66-70-72-67	275	125,833.33	Ryo Ishikawa	T53	71-73-72-68	284	47,250.00
Steve Stricker	T9	68-71-69-67	275	125,833.33	Alexander Noren	T53	69-69-70-76	284	47,250.00
Dustin Johnson	15	72-65-68-71	276	96,000.00	Ross McGowan	T55	71-69-70-75	285	46,000.00
Martin Laird	T16	70-71-68-68	277	90,000.00	Edoardo Molinari	T55	71-71-70-73	285	46,000.00
Ryan Moore	T16	70-68-70-69	277	90,000.00	Mike Weir	T55	72-69-72-72	285	46,000.00
Nick Watney	T16	68-68-69-72	277	90,000.00	Tim Clark	T58	70-72-75-69	286	44,000.00
Justin Rose	T19	71-70-70-67	278	81,333.34	Ben Crane	T58	71-70-72-73	286	44,000.00
Stewart Cink	T19	72-69-70-67	278	81,333.33	Marcus Fraser	T58	72-72-68-74	286	44,000.00
Kenny Perry	T19	66-73-68-71	278	81,333.33	Charl Schwartzel	T58	73-68-68-77	286	44,000.00
Paul Casey	T22	68-68-73-70	279	72,000.00	Vijay Singh	T58	71-73-70-72	286	44,000.00
Jason Day	T22	69-70-69-71	279	72,000.00	Stuart Appleby	T63	74-72-70-71	287	42,250.00
Ernie Els	T22	69-70-64-76	279	72,000.00	James Kingston	T63	75-65-71-76	287	42,250.00
Sergio Garcia	T22	70-70-69-70	279	72,000.00	Jason Bohn	T65	71-68-73-77	289	40,750.00
Lucas Glover	T22	70-66-70-73	279	72,000.00	Robert Karlsson	T65	71-74-73-71	289	40,750.00
Miguel A. Jimenez	T22	69-67-70-73	279	72,000.00	Hennie Otto	T65	73-72-72-72	289	40,750.00
Martin Kaymer	T22	72-67-69-71	279	72,000.00	Ian Poulter	T65	72-70-77-70	289	40,750.00
Justin Leonard	T22	68-66-69-76	279	72,000.00	Gregory Bourdy	T69	68-72-74-76	290	39,250.00
Graeme McDowell	T22	66-73-68-72	279	72,000.00	Yuta Ikeda	T69	72-76-69-73	290	39,250.00
Geoff Ogilvy	T22	71-67-68-73	279	72,000.00	Rhys Davies	T71	75-69-72-75	291	37,750.00
Bubba Watson	T22	64-71-70-74	279	72,000.00	Simon Dyson	T71	72-73-73-73	291	37,750.00
Angel Cabrera	T33	71-68-67-74	280	63,500.00	David Horsey	T71	73-71-75-72	291	37,750.00
Rickie Fowler	T33	68-73-69-70	280	63,500.00	Camilo Villegas	T71	75-73-71-72	291	37,750.00
Bill Haas	T33	73-66-71-70	280	63,500.00	Soren Hansen	75	71-75-72-77	295	36,750.00
Zach Johnson	T33	70-70-71-69	280	63,500.00	Simon Khan	T76	73-71-74-78	296	36,375.00
Katsumasa Miyamoto	T33	71-72-62-75	280	63,500.00	Anthony Kim	T76	75-76-69-76	296	36,375.00
Oliver Wilson	T33	71-67-67-75	280	63,500.00	Michael Jonzon	T78	76-74-76-72	298	35,875.00
Ben Curtis	T39	69-70-71-71	281	58,000.00	Tiger Woods	T78	74-72-75-77	298	35,875.00
Francesco Molinari	T39	70-72-71-68	281	58,000.00	Henrik Stenson	80	79-75-71-75	300	35,500.00

2009 Bridgestone Invitational

Firestone Country Club (South Course); Akron, OH
August 6-9, 2009

Purse: \$8,500,000

Par/Yards: 35-35—70/7,400

LEADERS	First Round	Second Round	Third Round
	Padraig Harrington 64 (-6)	Padraig Harrington 133 (-7)	Padraig Harrington 200 (-10)
	Prayad Marksang 66 (-4)	Tim Clark 134 (-6)	Tiger Woods 203 (-7)
	Tim Clark 66 (-4)	Scott Verplank 135 (-5)	Jerry Kelly 205 (-5)
	Scott Verplank 66 (-4)	Prayad Marksang 136 (-4)	Ten Players 206 (-4)
	Steve Stricker 67 (-3)	Steve Stricker 136 (-4)	
	Ian Poulter 67 (-3)	Jerry Kelly 136 (-4)	
	Zach Johnson 67 (-3)	Tiger Woods 138 (T13)	
	Tiger Woods 68 (T8)		



CUT: No-cut event in a field of 79 players

WEATHER: Thursday: Mostly sunny. High of 78. Winds NW 10-15 mph. Friday: Mostly cloudy. High of 79. Winds W-NW 8-12 mph. Saturday: Mostly cloudy with periodic rain showers. High of 80. Winds S-SW 8-12 mph. Sunday: Partly cloudy and warmer. Highs in the low 90s. Winds W-SW 10-20 mph.

Winner: Tiger Woods 68-70-65-65 268 \$1,400,000.00

Tiger Woods..... 1	68-70-65-65	268	\$1,400,000.00	Camilo Villegas..... T36	70-70-72-70	282	\$60,000.00
Robert Allenby..... T2	68-69-69-66	272	665,000.00	Nick Watney..... T36	74-68-69-71	282	60,000.00
Padraig Harrington..... T2	64-69-67-72	272	665,000.00	Ross Fisher..... 43	70-71-70-72	283	56,000.00
Angel Cabrera..... T4	70-68-68-67	273	332,000.00	Justin Leonard..... 44	70-71-70-73	284	55,000.00
Hunter Mahan..... T4	68-69-70-66	273	332,000.00	K.J. Choi..... T45	74-72-73-66	285	51,500.00
Steve Stricker..... T6	67-69-71-67	274	214,333.34	Luke Donald..... T45	70-72-69-74	285	51,500.00
Stewart Cink..... T6	69-69-68-68	274	214,333.33	Anders Hansen..... T45	73-71-70-71	285	51,500.00
Miguel A. Jimenez..... T6	68-72-66-68	274	214,333.33	Graeme McDowell..... T45	73-71-71-70	285	51,500.00
Lee Westwood..... 9	69-71-70-65	275	160,000.00	Nick O'Hern..... T45	72-67-71-75	285	51,500.00
Mike Weir..... 10	71-66-69-70	276	145,000.00	Rory Sabbatini..... T45	71-71-68-75	285	51,500.00
Chad Campbell..... T11	71-68-69-69	277	112,500.00	Stuart Appleby..... T51	74-68-69-75	286	46,500.00
Jerry Kelly..... T11	71-65-69-72	277	112,500.00	Christian Cevaer..... T51	75-70-71-70	286	46,500.00
Kenny Perry..... T11	69-71-66-71	277	112,500.00	Nick Dougherty..... T51	69-71-71-75	286	46,500.00
Oliver Wilson..... T11	69-69-68-71	277	112,500.00	Jim Furyk..... T51	73-71-73-69	286	46,500.00
Woody Austin..... T15	69-68-69-72	278	91,125.00	Danny Lee..... T51	68-73-75-70	286	46,500.00
Zach Johnson..... T15	67-70-69-72	278	91,125.00	Adam Scott..... T51	78-67-71-70	286	46,500.00
Ian Poulter..... T15	67-74-67-70	278	91,125.00	Scott Verplank..... T51	66-69-75-76	286	46,500.00
Alvaro Quiros..... T15	72-65-72-69	278	91,125.00	Phil Mickelson..... T58	70-69-75-73	287	44,250.00
Lucas Glover..... T19	69-69-68-73	279	83,000.00	Boo Weekley..... T58	69-69-76-73	287	44,250.00
Davis Love III..... T19	72-66-73-68	279	83,000.00	Soren Hansen..... T60	69-71-70-78	288	42,750.00
Y.E. Yang..... T19	72-72-69-66	279	83,000.00	Trevor Immelman..... T60	70-70-74-74	288	42,750.00
Mathew Goggin..... T22	73-71-68-68	280	74,428.58	Thongchai Jaidee..... T60	71-74-70-73	288	42,750.00
Darren Clarke..... T22	71-70-70-69	280	74,428.57	Martin Kaymer..... T60	72-74-72-70	288	42,750.00
Sergio Garcia..... T22	68-72-70-70	280	74,428.57	Cameron Beckman..... T64	71-71-72-75	289	40,750.00
Dustin Johnson..... T22	70-71-70-69	280	74,428.57	Ben Curtis..... T64	77-69-72-71	289	40,750.00
Geoff Ogilvy..... T22	69-71-67-73	280	74,428.57	Nathan Green..... T64	74-71-74-70	289	40,750.00
Pat Perez..... T22	70-72-66-72	280	74,428.57	Jeev M. Singh..... T64	70-71-72-76	289	40,750.00
David Toms..... T22	69-69-69-73	280	74,428.57	Soren Kjeldsen..... T68	72-70-75-73	290	39,250.00
Tim Clark..... T29	66-68-73-74	281	67,000.00	Rory McIlroy..... T68	75-70-71-74	290	39,250.00
Ernie Els..... T29	71-72-70-68	281	67,000.00	Gonzalo Fdez-Castano.. T70	70-71-73-77	291	38,250.00
Retief Goosen..... T29	71-67-71-72	281	67,000.00	Sean O'Hair..... T70	69-72-76-74	291	38,250.00
Charles Howell III..... T29	71-72-68-70	281	67,000.00	Shingo Katayama..... 72	74-72-73-73	292	37,500.00
Justin Rose..... T29	75-68-69-69	281	67,000.00	Richard Sterne..... 73	72-73-71-77	293	37,000.00
Vijay Singh..... T29	70-73-67-71	281	67,000.00	Gregory Havret..... T74	73-77-70-75	295	36,625.00
Henrik Stenson..... T29	69-72-70-70	281	67,000.00	Marc Turnesa..... T74	76-75-71-73	295	36,625.00
J.B. Holmes..... T36	70-72-65-75	282	60,000.00	Chih-Bing Lam..... 76	74-75-75-75	299	36,250.00
Anthony Kang..... T36	71-76-66-69	282	60,000.00	Shane Lowry..... 77	78-78-72-72	300	36,000.00
Anthony Kim..... T36	72-68-71-71	282	60,000.00	Yuji Igarashi..... 78	74-83-73-72	302	35,750.00
Prayad Marksang..... T36	66-70-72-74	282	60,000.00	Brian Gay..... 79	75-74-76-79	304	35,500.00
Carl Pettersson..... T36	70-70-68-74	282	60,000.00				

2008 Bridgestone Invitational


Firestone Country Club, South Course

Purse: \$8,000,000

Par/Yards: 35-35—70/7,400

July 31-August 3, 2008

First Round	Second Round	Third Round
Retief Goosen..... 66 (-4)	Vijay Singh..... 133 (-7)	Lee Westwood..... 202 (-8)
Tim Clark..... 67 (-3)	Phil Mickelson..... 134 (-6)	Vijay Singh..... 202 (-8)
Zach Johnson..... 67 (-3)	Sean O'Hair..... 135 (-5)	Phil Mickelson..... 202 (-8)
Daniel Chopra..... 67 (-3)	Peter Lonard..... 135 (-5)	Stuart Appleby..... 201 (-7)
Vijay Singh..... 67 (-3)	Zach Johnson..... 135 (-5)	Retief Goosen..... 199 (-5)
	Lee Westwood..... 135 (-5)	



CUT: There was no cut. All 80 professionals completed 72 holes.

WEATHER: Thursday: Mainly sunny with temperatures reaching the high 80s. NW winds from 6-12 mph. Friday: Partly sunny with highs in the upper 80s. W winds 5-10 mph. Saturday: Sunny and warm with N-NW winds 6-12 mph. Sunday: Mostly sunny with highs in the 80s.

Winner: Vijay Singh 67-66-69-68 270 \$1,350,000.00

Vijay Singh..... 1	67-66-69-68	270	\$1,350,000.00	Brendan Jones..... T36	69-73-69-70	281	\$52,000.00
Stuart Appleby..... T2	70-66-67-68	271	635,000.00	Anthony Kim..... T36	71-72-70-68	281	52,000.00
Lee Westwood..... T2	70-65-67-69	271	635,000.00	Aaron Baddeley..... T43	79-69-66-68	282	46,600.00
Retief Goosen..... T4	66-71-68-67	272	310,000.00	Stewart Cink..... T43	68-68-74-72	282	46,600.00
Phil Mickelson..... T4	68-66-68-70	272	310,000.00	Richard Green..... T43	72-73-70-67	282	46,600.00
Darren Clarke..... T6	70-71-65-67	273	220,000.00	Brandt Snedeker..... T43	68-76-69-69	282	46,600.00
Peter Lonard..... T6	69-66-72-66	273	220,000.00	Steve Stricker..... T43	68-69-75-70	282	46,600.00
Paul Casey..... T8	70-71-68-65	274	162,500.00	Stephen Ames..... T48	69-71-71-72	283	44,250.00
D.J. Trahan..... T8	69-67-70-68	274	162,500.00	Steve Flesch..... T48	70-70-73-70	283	44,250.00
Miguel A. Jimenez..... T10	70-66-70-69	275	133,000.00	Hidemasa Hoshino..... T48	75-73-65-70	283	44,250.00
Hunter Mahan..... T10	71-66-70-68	275	133,000.00	David Toms..... T48	72-72-70-69	283	44,250.00
Chris DiMarco..... T12	68-70-68-70	276	111,000.00	Woody Austin..... T52	71-70-72-71	284	42,250.00
Sean O'Hair..... T12	68-67-73-68	276	111,000.00	Niclas Fasth..... T52	71-71-72-70	284	42,250.00
Chad Campbell..... T14	68-71-68-70	277	95,500.00	Rocco Mediate..... T52	68-73-71-72	284	42,250.00
Daniel Chopra..... T14	67-74-66-70	277	95,500.00	Chez Reavie..... T52	68-74-70-72	284	42,250.00
K.J. Choi..... T16	73-67-70-68	278	82,625.00	Ross Fisher..... T56	69-73-70-73	285	40,000.00
Zach Johnson..... T16	67-68-72-71	278	82,625.00	Fredrik Jacobson..... T56	71-71-70-73	285	40,000.00
Ian Poulter..... T16	70-68-69-71	278	82,625.00	Graeme McDowell..... T56	70-71-73-71	285	40,000.00
Henrik Stenson..... T16	73-70-68-67	278	82,625.00	Rod Pampling..... T56	69-71-75-70	285	40,000.00
Robert Allenby..... T20	71-70-70-68	279	71,000.00	Adam Scott..... T56	69-76-72-68	285	40,000.00
Tim Clark..... T20	67-71-71-70	279	71,000.00	Nick Dougherty..... T61	72-76-69-69	286	38,250.00
Padraig Harrington..... T20	69-75-68-67	279	71,000.00	Steve Webster..... T61	68-72-72-74	286	38,250.00
Robert Karlsson..... T20	71-67-71-70	279	71,000.00	Lucas Glover..... T63	70-75-72-70	287	37,000.00
Justin Leonard..... T20	68-70-70-71	279	71,000.00	Andres Romero..... T63	73-71-73-70	287	37,000.00
Steve Lowery..... T20	75-67-70-67	279	71,000.00	Scott Strange..... T63	68-74-73-72	287	37,000.00
Scott Verplank..... T20	71-70-70-68	279	71,000.00	Kenny Perry..... T66	74-69-73-72	288	35,750.00
Ernie Els..... T27	69-74-69-68	280	60,000.00	Boo Weekley..... T66	72-73-71-72	288	35,750.00
Jim Furyk..... T27	68-69-71-72	280	60,000.00	Martin Kaymer..... T68	72-79-68-70	289	34,500.00
Charles Howell III..... T27	68-70-70-72	280	60,000.00	Prayad Marksang..... T68	70-73-73-73	289	34,500.00
Paul McGinley..... T27	70-67-72-71	280	60,000.00	Geoff Ogilvy..... T68	71-67-79-72	289	34,500.00
Nick O'Hern..... T27	70-68-71-71	280	60,000.00	Brett Rumford..... T71	75-70-76-69	290	33,250.00
Justin Rose..... T27	71-70-68-71	280	60,000.00	Johnson Wagner..... T71	70-74-75-71	290	33,250.00
Rory Sabbatini..... T27	69-67-70-74	280	60,000.00	Soren Hansen..... T73	75-73-70-74	292	32,500.00
Vaughn Taylor..... T27	72-67-69-72	280	60,000.00	J.J. Henry..... T73	69-73-73-77	292	32,500.00
Oliver Wilson..... T27	71-69-72-68	280	60,000.00	David Howell..... T73	70-75-70-77	292	32,500.00
Angel Cabrera..... T36	72-73-68-68	281	52,000.00	Pablo Larrazabal..... 76	72-75-71-76	294	32,000.00
Richard Finch..... T36	69-75-70-67	281	52,000.00	Colin Montgomerie..... 77	72-71-76-76	295	31,750.00
Sergio Garcia..... T36	69-72-68-72	281	52,000.00	James Kingston..... 78	73-72-71-80	296	31,500.00
J.B. Holmes..... T36	69-68-72-72	281	52,000.00	Craig Parry..... 79	70-75-75-77	297	31,250.00
Trevor Immelman..... T36	75-64-68-74	281	52,000.00	Mark Brown..... 80	80-75-76-70	301	31,000.00

2007 Bridgestone Invitational

Firestone Country Club, South Course

Purse: \$8,000,000

Par/Yards: 35-35—70/7,400

August 2-5, 2007

LEADERS		First Round	Second Round	Third Round
	Hunter Mahan	67 (-3)	Rory Sabbatini	134 (-6)
	Rory Sabbatini	67 (-3)	Zach Johnson	136 (-4)
	Paul Casey	67 (-3)	Kenny Perry	138 (-2)
	Stuart Appleby	68 (-2)	Scott Verplank	138 (-2)
	Mark Calcavecchia	68 (-2)	Tiger Woods	138 (-2)
	Arron Oberholser	68 (-2)		
	Boo Weekley	68 (-2)		
	Lee Westwood	68 (-2)		
	Tiger Woods	68 (-2)		
				Rory Sabbatini
				206 (-4)
				Tiger Woods
				207 (-3)
				Kenny Perry
				209 (-1)

CUT: There was no cut. 82 of the 85 professionals completed 72 holes.

NOTEWORTHY: Tiger Woods won the Bridgestone Invitational for the sixth time at Firestone Country Club. On five occasions, a player has won the same tournament six-plus times, but only three players have collected six victories on the same course.



WEATHER: Thursday: Sunny and warm throughout the day with a high of 93, with SW winds 5-10 mph. Friday: Sunny and warm with a high of 89 and SW winds 5-10 mph. Saturday: Partly cloudy with N-NW winds 5-10 mph and a high of 85. Sunday: Partly cloudy with showers throughout the day, SW winds 10-15 mph and a high of 80.

Winner: Tiger Woods 68-70-69-65 272 \$1,350,000.00

Tiger Woods	1	68-70-69-65	272	\$1,350,000.00	Colin Montgomerie	T41	71-72-73-75	291	\$48,000.00
Justin Rose	T2	69-72-71-68	280	635,000.00	Henrik Stenson	T41	72-74-72-73	291	48,000.00
Rory Sabbatini	T2	67-67-72-74	280	635,000.00	Steve Stricker	T41	70-73-76-72	291	48,000.00
Chris DiMarco	T4	69-70-72-70	281	310,000.00	John Senden	45	71-69-78-74	292	46,000.00
Peter Lonard	T4	70-70-73-68	281	310,000.00	Michael Campbell	T46	71-74-72-76	293	44,500.00
Tim Clark	T6	71-70-72-69	282	202,000.00	Thongchai Jaidee	T46	73-76-73-71	293	44,500.00
Davis Love III	T6	74-65-74-69	282	202,000.00	Shingo Katayama	T46	71-73-75-74	293	44,500.00
Andres Romero	T6	71-71-69-71	282	202,000.00	Jerry Kelly	T46	73-71-74-75	293	44,500.00
Justin Leonard	T9	73-67-71-72	283	147,500.00	Phil Mickelson	T46	74-72-74-73	293	44,500.00
Scott Verplank	T9	70-68-73-72	283	147,500.00	Paul Casey	T51	67-73-76-78	294	42,000.00
Zach Johnson	T11	71-65-76-72	284	115,333.34	Troy Matteson	T51	71-74-73-76	294	42,000.00
K.J. Choi	T11	71-73-69-71	284	115,333.33	Geoff Ogilvy	T51	73-71-72-78	294	42,000.00
Kenny Perry	T11	69-69-71-75	284	115,333.33	Jeev M. Singh	T51	72-74-72-76	294	42,000.00
Mark Calcavecchia	T14	68-72-76-69	285	86,583.34	Richard Sterne	T51	77-72-74-71	294	42,000.00
Rod Pampling	T14	71-73-74-67	285	86,583.34	Woody Austin	T56	74-77-68-76	295	39,500.00
Stuart Appleby	T14	68-74-69-74	285	86,583.33	Stewart Cink	T56	79-67-76-73	295	39,500.00
Joe Durant	T14	74-67-71-73	285	86,583.33	Nick O'Hern	T56	72-72-75-76	295	39,500.00
Padraig Harrington	T14	72-69-72-72	285	86,583.33	Vijay Singh	T56	74-72-75-74	295	39,500.00
Arron Oberholser	T14	68-74-72-71	285	86,583.33	Yong-Eun Yang	T56	73-74-70-78	295	39,500.00
Aaron Baddeley	T20	70-74-67-75	286	75,500.00	Retief Goosen	T61	74-73-72-77	296	36,750.00
Sergio Garcia	T20	71-77-71-67	286	75,500.00	David Howell	T61	74-77-75-70	296	36,750.00
Stephen Ames	T22	71-73-71-72	287	66,250.00	Vaughn Taylor	T61	72-77-71-76	296	36,750.00
Luke Donald	T22	75-75-67-70	287	66,250.00	David Toms	T61	76-74-71-75	296	36,750.00
Ernie Els	T22	70-77-72-68	287	66,250.00	Nick Watney	T61	72-72-76-76	296	36,750.00
Niclas Fasth	T22	75-73-70-69	287	66,250.00	Liang Wen-chong	T61	75-74-72-75	296	36,750.00
Anders Hansen	T22	71-72-71-73	287	66,250.00	Darren Clarke	T67	70-76-76-75	297	34,750.00
Charley Hoffman	T22	71-73-74-69	287	66,250.00	Mark Hensby	T67	73-71-79-74	297	34,750.00
Hunter Mahan	T22	67-73-71-76	287	66,250.00	Angel Cabrera	T69	73-76-74-75	298	33,500.00
Lee Westwood	T22	68-71-79-69	287	66,250.00	Fred Funk	T69	75-74-74-75	298	33,500.00
Richard Green	T30	73-73-68-74	288	58,000.00	Gregory Havret	T69	73-73-76-76	298	33,500.00
Carl Pettersson	T30	70-79-68-71	288	58,000.00	Robert Karlsson	T69	76-72-72-78	298	33,500.00
Ian Poulter	T30	71-73-74-70	288	58,000.00	Graeme Storm	T69	75-72-76-75	298	33,500.00
John Rollins	T30	73-75-68-72	288	58,000.00	Brian Bateman	T74	77-75-72-75	299	32,625.00
Boo Weekley	T30	68-78-70-72	288	58,000.00	Paul Goydos	T74	69-76-73-81	299	32,625.00
Brett Wetterich	T30	74-75-70-69	288	58,000.00	Jose Manuel Lara	76	71-77-77-75	300	32,250.00
Trevor Immelman	T36	73-76-69-71	289	53,500.00	Chad Campbell	T77	73-73-77-79	302	31,750.00
Adam Scott	T36	75-76-70-68	289	53,500.00	Anton Haig	T77	77-75-71-79	302	31,750.00
Mark Wilson	T36	76-75-68-70	289	53,500.00	Raphael Jacquelin	T77	71-77-73-81	302	31,750.00
Charles Howell III	T39	72-76-70-72	290	51,000.00	Ben Curtis	80	74-79-77-73	303	31,250.00
Paul McGinley	T39	72-74-73-71	290	51,000.00	Robert Allenby	81	76-74-82-80	312	31,000.00
J.J. Henry	T41	73-69-74-75	291	48,000.00	Jose Maria Olazabal	82	77-80-78-79	314	30,750.00

2006 Bridgestone Invitational


Firestone Country Club (South Course), Akron, OH
August 24-27, 2006

Purse: \$7,500,000

Par/Yards: 35-35—70/7,360

LEADERS		First Round	Second Round	Third Round
	Adam Scott	63 (-7)	Tiger Woods 131 (-9)	Stewart Cink 201 (-9)
	Jason Gore	65 (-5)	Davis Love III 132 (-8)	Paul Casey 202 (-8)
	Lucas Glover	66 (-4)	Jim Furyk 134 (-6)	Davis Love III 202 (-8)
	Michael Campbell	67 (-3)	Adam Scott 134 (-6)	Tiger Woods 202 (-8)
	Luke Donald	67 (-3)	Ernie Els 135 (-5)	Jim Furyk..... 203 (-7)
	David Howell	67 (-3)	Lucas Glover 135 (-5)	
	Davis Love III	67 (-3)	Kevin Stadler 135 (-5)	
	David Toms	67 (-3)		
	Tiger Woods	67 (-3)		

CUT: There was no cut. 76 of the 78 professionals completed 72 holes.



WEATHER: Thursday: Rain in the morning with mostly cloudy skies. Sunny and warm in the afternoon with a high of 76. Friday: Partly cloudy with a high of 85. Winds S 5-10 mph. Saturday: Partly cloudy. High of 85 with winds SW 5-10 mph. Sunday: Due to a threatening weather situation, tee times were scheduled for 7:30-9:30 a.m. off Nos. 1 and 10. After heavy overnight rains, play was delayed 90 minutes. On and off showers most of the day with cloudy skies. High temperature was 77 with SW winds 8-12 mph.

Winner: Tiger Woods 67-64-71-68 270 \$1,300,000.00

Tiger Woods	1	67-64-71-68	270	\$1,300,000.00	Rory Sabbatini	T36	75-71-68-70	284	\$50,500.00
Stewart Cink	2	70-67-64-69	270	750,000.00	Charl Schwartzel	T36	72-69-70-73	284	50,500.00
Jim Furyk	3	69-65-69-68	271	450,000.00	Brett Wetterich	T36	72-73-71-68	284	50,500.00
Angel Cabrera	T4	70-68-70-65	273	246,250.00	Fred Funk	T42	72-70-72-71	285	46,166.67
Paul Casey	T4	69-69-64-71	273	246,250.00	Tom Lehman	T42	72-69-73-71	285	46,166.67
Lucas Glover	T4	66-69-69-69	273	246,250.00	Ben Curtis	T42	71-72-72-70	285	46,166.66
Davis Love III	T4	67-65-70-71	273	246,250.00	Rod Pampling	T45	75-71-71-69	286	44,500.00
Luke Donald	T8	67-69-70-68	274	152,500.00	Vijay Singh	T45	70-74-73-69	286	44,500.00
David Toms	T8	67-74-65-68	274	152,500.00	Dean Wilson	T45	75-70-68-73	286	44,500.00
J.J. Henry	T10	70-68-68-69	275	120,000.00	Retief Goosen	T48	71-73-74-69	287	43,250.00
Arron Oberholser	T10	70-71-69-65	275	120,000.00	Corey Pavin	T48	74-73-68-72	287	43,250.00
Adam Scott	T10	63-71-71-70	275	120,000.00	Olin Browne	T50	68-75-70-75	288	41,750.00
Trevor Immelman	T13	69-70-68-70	277	95,000.00	Chad Campbell	T50	68-76-72-72	288	41,750.00
Ian Poulter	T13	71-71-67-68	277	95,000.00	Stephen Dodd	T50	74-73-69-72	288	41,750.00
Kevin Stadler	T13	68-67-70-72	277	95,000.00	J.B. Holmes	T50	71-72-68-77	288	41,750.00
Ben Crane	16	73-67-70-68	278	85,000.00	Aaron Baddeley	T54	73-74-69-73	289	39,500.00
Michael Campbell	17	67-71-70-71	279	82,000.00	Mark Hensby	T54	74-76-68-71	289	39,500.00
Stephen Ames	T18	69-70-71-70	280	77,000.00	Miguel A. Jimenez	T54	70-72-77-70	289	39,500.00
Thomas Bjorn	T18	72-67-67-74	280	77,000.00	Thomas Levet	T54	77-69-69-74	289	39,500.00
Robert Gamez	T18	70-67-72-71	280	77,000.00	Phil Mickelson	T54	74-74-68-73	289	39,500.00
Vaughn Taylor	T18	71-67-71-71	280	77,000.00	David Howell	T59	67-79-71-74	291	37,500.00
Robert Allenby	T22	71-71-68-71	281	68,000.00	Jeff Maggert	T59	75-70-75-71	291	37,500.00
K.J. Choi	T22	75-70-67-69	281	68,000.00	Scott Verplank	T59	71-75-70-75	291	37,500.00
Sergio Garcia	T22	69-73-68-71	281	68,000.00	Bart Bryant	T62	72-83-69-68	292	36,000.00
Jose Maria Olazabal	T22	68-70-74-69	281	68,000.00	Johan Edfors	T62	75-76-71-70	292	36,000.00
Mike Weir	T22	69-71-69-72	281	68,000.00	Robert Karlsson	T62	75-70-73-74	292	36,000.00
Chris DiMarco	T27	68-72-71-71	282	60,500.00	Shiv Kapur	65	72-75-72-74	293	35,000.00
Padraig Harrington	T27	73-71-70-68	282	60,500.00	John Bickerton	T66	74-75-70-75	294	34,250.00
Kenny Perry	T27	73-70-66-73	282	60,500.00	Paul McGinley	T66	77-75-70-72	294	34,250.00
Carl Pettersson	T27	70-72-68-72	282	60,500.00	Mark Calcavecchia	T68	75-72-77-71	295	33,000.00
Ernie Els	T31	68-67-70-78	283	56,000.00	Chris Couch	T68	72-74-72-77	295	33,000.00
Brad Faxon	T31	69-69-75-70	283	56,000.00	Tim Herron	T68	76-74-73-72	295	33,000.00
Justin Leonard	T31	70-69-72-72	283	56,000.00	Stuart Appleby	T71	76-75-76-69	296	31,750.00
Nick O'Hern	T31	72-69-71-71	283	56,000.00	Peter Lonard	T71	74-73-77-72	296	31,750.00
Henrik Stenson	T31	75-73-67-68	283	56,000.00	Wes Short, Jr.	T71	76-71-73-76	296	31,750.00
Jason Gore	T36	65-76-73-70	284	50,500.00	Tim Clark	74	68-75-80-77	300	31,250.00
Zach Johnson	T36	71-68-72-73	284	50,500.00	Gonzalo Fernandez	75	74-76-81-70	301	31,000.00
Geoff Ogilvy	T36	69-76-70-69	284	50,500.00	Tatsuhiko Takahashi	76	81-73-75-75	304	30,750.00

2005 NEC Invitational


Firestone Country Club (South Course), Akron, OH
August 18-21, 2005

Purse: \$7,500,000

Par/Yards: 35-35—70/7,360

LEADERS		First Round	Second Round	Third Round
	Vijay Singh.....	66 (-4)	Luke Donald.....	136 (-4)
	Henrik Stenson.....	66 (-4)	Tiger Woods.....	136 (-4)
	Tiger Woods.....	66 (-4)	Thomas Bjorn.....	137 (-3)
	Chris DiMarco.....	67 (-3)	Chris DiMarco.....	137 (-3)
	Nick Dougherty.....	67 (-3)	Paul McGinley.....	137 (-3)
	Davis Love III.....	67 (-3)	Vijay Singh.....	137 (-3)
			Henrik Stenson.....	137 (-3)
				Kenny Perry.....
				Tiger Woods.....
				Paul McGinley.....
				Stuart Appleby.....
				Sergio Garcia.....

CUT: There was no cut. 74 of the 76 players completed 72 holes.



WEATHER: Thursday: Mostly cloudy with temperatures in the low 80s. Friday: A mix of sun and clouds with temperatures in the mid-80s. Saturday: Third-round tee times were moved up to 7:20 a.m. Last group teed off at 9:10 a.m. Cloudy with temperatures reaching the low 80s. Lightning and heavy rain in the area caused a three-hour and 16 minute weather delay at 12:44 p.m. Play suspended for the day at 6:05 p.m. Sunday: Third-round played resumed at 7:30 a.m. and ended at 8:15 a.m. Final round began at 9 a.m. with players in twosomes. Sunny with temperatures reaching 80.

Winner: Tiger Woods 66-70-67-71 274 \$1,300,000.00

Tiger Woods.....	1	66-70-67-71	274	\$1,300,000.00	Stephen Ames.....	T36	74-71-68-73	286	\$52,000.00
Chris DiMarco.....	2	67-70-70-68	275	750,000.00	Woody Austin.....	T36	73-68-77-68	286	52,000.00
Vijay Singh.....	T3	66-71-72-67	276	353,666.67	Peter Lonard.....	T36	74-71-68-73	286	52,000.00
Paul McGinley.....	T3	71-66-67-72	276	353,666.66	Adam Scott.....	T36	70-76-67-73	286	52,000.00
Ryan Palmer.....	T3	72-68-67-69	276	353,666.66	Mike Weir.....	T36	71-69-70-76	286	52,000.00
Luke Donald.....	T6	69-67-74-67	277	200,000.00	Angel Cabrera.....	T41	75-74-67-71	287	47,000.00
David Howell.....	T6	70-68-70-69	277	200,000.00	Stewart Cink.....	T41	72-72-73-70	287	47,000.00
Kenny Perry.....	T6	70-69-64-74	277	200,000.00	Fred Funk.....	T41	74-71-69-73	287	47,000.00
Zach Johnson.....	T9	70-70-69-69	278	135,000.00	Tom Lehman.....	T41	73-71-75-68	287	47,000.00
Colin Montgomerie.....	T9	70-72-68-68	278	135,000.00	Geoff Ogilvy.....	T41	74-74-70-69	287	47,000.00
Jose Maria Olazabal.....	T9	72-68-66-72	278	135,000.00	Steve Geiberger.....	T46	70-76-69-73	288	43,500.00
David Toms.....	T9	71-67-69-71	278	135,000.00	Thomas Levet.....	T46	72-71-72-73	288	43,500.00
Stuart Appleby.....	T13	68-70-67-74	279	94,400.00	Shigeki Maruyama.....	T46	75-70-71-72	288	43,500.00
Sergio Garcia.....	T13	68-70-67-74	279	94,400.00	Marc Cayeux.....	T49	71-75-71-72	289	42,250.00
Davis Love III.....	T13	67-73-69-70	279	94,400.00	Steve Elkington.....	T49	72-76-75-66	289	42,250.00
Rod Pampling.....	T13	71-70-71-67	279	94,400.00	K.J. Choi.....	T51	71-76-69-74	290	40,250.00
Henrik Stenson.....	T13	66-71-72-70	279	94,400.00	Tim Clark.....	T51	71-75-72-72	290	40,250.00
Thomas Bjorn.....	18	70-67-72-71	280	83,000.00	Nick Dougherty.....	T51	67-81-70-72	290	40,250.00
Paul Casey.....	T19	75-68-67-71	281	77,000.00	Phil Mickelson.....	T51	69-72-75-74	290	40,250.00
Kenneth Ferrie.....	T19	71-70-73-67	281	77,000.00	Sean O'Hair.....	T51	70-74-73-73	290	40,250.00
Jay Haas.....	T19	76-69-67-69	281	77,000.00	Scott Verplank.....	T51	73-73-67-77	290	40,250.00
Trevor Immelman.....	T19	73-71-71-66	281	77,000.00	Miguel A. Jimenez.....	57	76-75-73-67	291	38,500.00
Justin Leonard.....	T19	72-66-71-72	281	77,000.00	Ben Crane.....	T58	74-75-71-73	293	36,500.00
Jim Furyk.....	T24	72-73-68-69	282	69,000.00	Stephen Gallacher.....	T58	74-74-75-70	293	36,500.00
Padraig Harrington.....	T24	75-68-69-70	282	69,000.00	Retief Goosen.....	T58	77-73-73-70	293	36,500.00
Lee Westwood.....	T24	73-72-63-74	282	69,000.00	Mark Hensby.....	T58	70-76-71-76	293	36,500.00
John Daly.....	27	71-69-69-74	283	65,000.00	Thongchai Jaidee.....	T58	73-76-72-72	293	36,500.00
Bart Bryant.....	T28	74-73-67-70	284	60,200.00	Craig Parry.....	T58	79-71-73-70	293	36,500.00
Darren Clarke.....	T28	76-68-72-68	284	60,200.00	Chris Riley.....	T58	69-81-74-69	293	36,500.00
Fred Couples.....	T28	71-74-70-69	284	60,200.00	Kazuhiko Hosokawa.....	65	70-78-71-75	294	34,500.00
Nick O'Hern.....	T28	68-73-72-71	284	60,200.00	Tim Petrovic.....	66	80-73-69-73	295	34,000.00
Rory Sabbatini.....	T28	73-69-67-75	284	60,200.00	Richard Green.....	67	76-78-69-73	296	33,500.00
Chad Campbell.....	T33	72-72-69-72	285	56,000.00	Michael Campbell.....	68	72-74-78-74	298	33,000.00
Niclas Fasth.....	T33	72-72-70-71	285	56,000.00	Stephen Dodd.....	69	74-78-77-73	302	32,500.00
Ian Poulter.....	T33	73-69-69-74	285	56,000.00	Jyoti Randhawa.....	70	79-77-75-73	304	32,000.00

2004 NEC Invitational

Firestone Country Club (South Course), Akron, OH
August 19-22, 2004

Purse: \$7,000,000

Par/Yards: 35-35—70/7,360

LEADERS	First Round	Second Round	Third Round
	Stewart Cink 63 (-7)	Stewart Cink 131 (-9)	Stewart Cink 199 (-11)
	Zach Johnson 65 (-5)	Rory Sabbatini 134 (-6)	Chris DiMarco 204 (-6)
	Barry Lane 67 (-3)	Tiger Woods 134 (-6)	David Toms 204 (-6)
	Bob Tway 67 (-3)	Rod Pampling 135 (-5)	Tiger Woods 204 (-6)
		David Toms 135 (-5)	Rod Pampling 205 (-5)
			Rory Sabbatini 205 (-5)
			Scott Verplank 205 (-5)

CUT: There was no cut. 75 of the 76 players completed 72 holes.

WEATHER: Due to heavy rainfall on Wednesday, players were allowed preferred lies all four rounds. The start of the first round was delayed from 9:35 a.m. to 2:45 p.m. due to heavy rain and lightning. The players played in threesomes off two tees instead of twosomes off No. 1. Warm and partly sunny, cloudy in late afternoon. Play was suspended at 5:05 p.m. Play resumed at 5:45 p.m. and was suspended due to darkness at 8:05 p.m. Sixteen players completed the first round, and 60 didn't. There was a 7:30 a.m. re-start on Friday. Second round beginning at 10:20 after players were re-paired in threesomes. Mostly cloudy on Friday, temperatures in the 60s. Mid-afternoon, heavy and steady rainfall. Play was suspended at 3:09 p.m. and suspended for the day at 4:34 p.m. 1.5 inches of rain fell on Friday. Saturday, partly cloudy and cooler in the morning. Mostly sunny in the afternoon, high of 71 degrees. Sunny and clear on Sunday, high of 77.



Winner: Stewart Cink 63-68-68-70 269 \$1,200,000.00

Stewart Cink 1	63-68-68-70	269	\$1,200,000.00	Joey Sindelar T32	70-70-71-72	283	\$51,000.00
Rory Sabbatini T2	68-66-71-68	273	552,500.00	Vijay Singh T32	73-73-67-70	283	51,000.00
Tiger Woods T2	68-66-70-69	273	552,500.00	Jay Haas T41	70-69-71-74	284	45,500.00
Angel Cabrera T4	69-70-67-68	274	282,500.00	Mike Weir T41	70-67-73-74	284	45,500.00
Davis Love III T4	68-68-72-66	274	282,500.00	John Daly T43	71-69-74-71	285	43,000.00
Bob Tway T6	67-73-67-68	275	178,333.34	Phil Mickelson T43	70-75-68-72	285	43,000.00
Chris DiMarco T6	68-69-67-71	275	178,333.33	Chris Riley T43	72-69-71-73	285	43,000.00
David Toms T6	69-66-69-71	275	178,333.33	Paul McGinley T46	73-72-69-72	286	40,750.00
Robert Allenby T9	71-67-69-69	276	116,000.00	Nick Price T46	69-73-72-72	286	40,750.00
Stuart Appleby T9	69-70-69-68	276	116,000.00	Tim Clark T48	71-70-72-74	287	39,750.00
Alex Cejka T9	72-67-71-66	276	116,000.00	Steve Flesch T48	75-70-71-71	287	39,750.00
Charles Howell III T9	71-67-68-70	276	116,000.00	Tommy Armour III T50	76-72-70-70	288	38,000.00
Lee Westwood T9	69-69-69-69	276	116,000.00	Ricardo Gonzalez T50	73-75-70-70	288	38,000.00
Darren Clarke T14	71-70-68-68	277	87,500.00	Justin Leonard T50	73-71-72-72	288	38,000.00
Rod Pampling T14	68-67-70-72	277	87,500.00	Shaun Micheal T50	71-72-73-72	288	38,000.00
Paul Casey T16	72-70-68-68	278	79,333.34	Phillip Price T50	72-70-74-72	288	38,000.00
Luke Donald T16	71-70-65-72	278	79,333.33	Barry Lane T55	67-77-73-72	289	36,000.00
Sergio Garcia T16	68-70-70-70	278	79,333.33	J.L. Lewis T55	73-71-73-72	289	36,000.00
Jerry Kelly T19	69-73-64-73	279	74,000.00	Adam Scott T55	71-67-75-76	289	36,000.00
Scott Verplank T19	69-69-67-74	279	74,000.00	K.J. Choi T58	71-73-69-77	290	34,500.00
Todd Hamilton 21	69-67-71-73	280	71,000.00	Carlos Franco T58	69-73-75-73	290	34,500.00
Stephen Ames T22	69-70-69-73	281	65,000.00	Colin Montgomerie T58	69-71-75-75	290	34,500.00
Jim Furyk T22	68-72-71-70	281	65,000.00	Scott Drummond T61	69-75-73-75	292	32,750.00
Zach Johnson T22	65-73-73-70	281	65,000.00	Niclas Fasth T61	75-68-70-79	292	32,750.00
Stephen Leaney T22	73-67-68-73	281	65,000.00	Fred Funk T61	69-75-71-77	292	32,750.00
Jesper Parnevik T22	69-72-70-70	281	65,000.00	Bernhard Langer T61	74-69-75-74	292	32,750.00
S.K. Ho T27	70-67-73-72	282	58,000.00	Ernie Els T65	72-77-72-72	293	30,750.00
Miguel A. Jimenez T27	71-70-72-69	282	58,000.00	Mark Hensby T65	71-70-78-74	293	30,750.00
Shigeki Maruyama T27	69-68-72-73	282	58,000.00	Jonathan Kaye T65	71-75-72-75	293	30,750.00
Kenny Perry T27	72-75-69-66	282	58,000.00	Craig Parry T65	79-69-71-74	293	30,750.00
Brett Rumford T27	71-73-69-69	282	58,000.00	Chad Campbell T69	74-74-71-75	294	29,250.00
Fred Couples T32	72-68-69-74	283	51,000.00	Kirk Triplett T69	73-67-79-75	294	29,250.00
Brad Faxon T32	72-72-69-70	283	51,000.00	Andrew McLardy 71	73-83-69-70	295	28,500.00
Trevor Immelman T32	73-69-72-69	283	51,000.00	Mark O'Meara T72	71-72-77-76	296	27,750.00
Fredrik Jacobson T32	69-72-68-74	283	51,000.00	Peter Senior T72	69-77-74-76	296	27,750.00
Thongchai Jaidee T32	71-71-76-65	283	51,000.00	Padraig Harrington 74	77-74-70-76	297	27,000.00
Thomas Levet T32	68-73-70-72	283	51,000.00	Pierre Fulke 75	73-77-78-76	304	26,500.00
Peter Lonard T32	71-69-76-67	283	51,000.00				

2003 NEC Invitational

Firestone Country Club (South Course), Akron, OH
August 21-24, 2003

Purse: \$6,000,000

Par/Yards: 35-35—70/7,230

LEADERS		First Round	Second Round	Third Round
	Ben Curtis	64 (-6)	Chris Riley	133 (-7)
	Sergio Garcia	64 (-6)	David Toms	133 (-7)
	Darren Clarke	65 (-5)	Fred Funk	134 (-6)
	Tiger Woods	65 (-5)	Vijay Singh	134 (-6)
	Davis Love III	66 (-4)	Darren Clarke	135 (-5)
	Chris Riley	66 (-4)	Brad Faxon	135 (-5)
	David Toms	66 (-4)		
	Scott Verplank	66 (-4)		
				Darren Clarke
				Jonathan Kaye
				Chris Riley
				Davis Love III
				Tiger Woods



CUT: There was no cut. All 85 players completed 72 holes.

WEATHER: On Thursday, hazy and muggy with a high of 90 degrees. Mostly sunny in the afternoon. SW winds 10-20 mph. Party cloudy and breezy with cooler temperatures reaching 80 degrees. NW winds 12-18 mph. Sunny and pleasant with a high of 78 degrees. Lower humidity and NE winds 10-15. Mix of sun and clouds on Sunday, with temperatures reaching 78 degrees. SE winds 5-10 mph.

Winner: Darren Clarke 65-70-66-67 268 \$1,050,000.00

Jonathan Kaye..... 2	68-69-65-70	272	\$550,000.00	Robert-Jan Derksen..... T42	73-70-70-72	285	\$33,750.00
Davis Love III 3	66-70-68-69	273	360,000.00	Nick Price..... T42	73-67-71-74	285	33,750.00
Chris Riley..... T4	66-67-70-71	274	235,000.00	Steve Allan T46	74-68-76-68	286	31,500.00
Tiger Woods T4	65-72-67-70	274	235,000.00	Stuart Appleby..... T46	70-75-68-73	286	31,500.00
Vijay Singh..... T6	69-65-72-69	275	163,333.34	Bob Estes T46	68-74-70-74	286	31,500.00
Robert Allenby..... T6	69-69-68-69	275	163,333.33	Scott Verplank T46	66-73-70-77	286	31,500.00
Jim Furyk..... T6	69-69-68-69	275	163,333.33	Lee Westwood T46	70-70-73-73	286	31,500.00
Brad Faxon..... T9	68-67-70-71	276	116,750.00	Scott Hoch T51	69-72-72-74	287	29,750.00
Trevor Immelman..... T9	70-68-70-68	276	116,750.00	Rory Sabbatini T51	73-72-70-72	287	29,750.00
Dan Forsman..... T11	69-68-70-70	277	91,666.67	Mark Calcavecchia T53	70-68-73-77	288	28,150.00
Bernhard Langer T11	71-73-65-68	277	91,666.67	Chad Campbell T53	73-71-72-72	288	28,150.00
Steve Flesch..... T11	71-67-67-72	277	91,666.66	K.J. Choi..... T53	73-71-71-73	288	28,150.00
Fred Funk..... T14	72-62-72-72	278	75,000.00	Jerry Kelly..... T53	68-71-76-73	288	28,150.00
Toshi Izawa..... T14	70-71-68-69	278	75,000.00	Kenny Perry..... T53	72-76-68-72	288	28,150.00
Peter Jacobsen..... T14	73-64-71-70	278	75,000.00	Niclas Fasth..... T58	67-76-74-72	289	27,000.00
Paul Casey T17	72-66-71-70	279	59,250.00	Paul McGinley T58	70-71-73-75	289	27,000.00
Ernie Els T17	67-70-71-71	279	59,250.00	Kaname Yokoo..... T58	73-71-70-75	289	27,000.00
Retief Goosen..... T17	67-69-69-74	279	59,250.00	Thomas Bjorn..... T61	72-72-75-71	290	26,250.00
Jay Haas T17	72-69-73-65	279	59,250.00	Stewart Cink..... T61	70-71-74-75	290	26,250.00
Fred Couples..... T21	67-71-71-71	280	52,500.00	Phil Golding..... T61	76-69-73-72	290	26,250.00
Charles Howell III T21	72-68-74-66	280	52,500.00	Tim Clark..... T64	73-69-73-76	291	25,500.00
Angel Cabrera..... T23	70-71-70-70	281	48,000.00	Craig Parry..... T64	69-75-71-76	291	25,500.00
Justin Leonard..... T23	75-69-69-68	281	48,000.00	Adam Scott..... T64	72-70-69-80	291	25,500.00
Peter Lonard..... T23	70-73-72-66	281	48,000.00	Rich Beem..... T67	69-69-78-76	292	24,625.00
Shaun Micheal..... T23	71-69-70-71	281	48,000.00	Pierre Fulke..... T67	72-72-75-73	292	24,625.00
Phil Mickelson..... T23	68-73-70-70	281	48,000.00	Phillip Price..... T67	68-75-75-74	292	24,625.00
Colin Montgomerie..... T23	68-70-70-73	281	48,000.00	John Rollins..... T67	75-72-71-74	292	24,625.00
Mike Weir..... T23	71-72-69-69	281	48,000.00	Jonathan Byrd..... T71	71-77-73-72	293	23,375.00
Ben Curtis T30	64-76-72-70	282	43,000.00	Michael Campbell T71	74-71-70-78	293	23,375.00
Sergio Garcia T30	64-76-69-73	282	43,000.00	Stephen Leaney..... T71	75-69-72-77	293	23,375.00
Len Mattiace..... T30	72-69-69-72	282	43,000.00	Kevin Na T71	71-80-69-73	293	23,375.00
Chris DiMarco..... T33	71-68-73-71	283	38,583.34	Jesper Parnevik..... T71	69-72-75-77	293	23,375.00
Justin Rose T33	72-73-69-69	283	38,583.34	Steen Tinning..... T71	71-74-76-72	293	23,375.00
Ian Poulter..... T33	73-68-67-75	283	38,583.33	Bob Burns..... T77	74-70-75-75	294	22,000.00
Eduardo Romero..... T33	70-74-68-71	283	38,583.33	Ignacio Garrido..... T77	74-74-72-74	294	22,000.00
Hal Sutton..... T33	68-69-68-78	283	38,583.33	Robert Karlsson..... T77	72-72-77-73	294	22,000.00
David Toms..... T33	66-67-76-74	283	38,583.33	Rocco Mediate..... T77	78-73-69-74	294	22,000.00
Paul Azinger..... T39	72-69-67-76	284	35,500.00	Hennie Otto..... T77	72-69-75-78	294	22,000.00
Padraig Harrington..... T39	73-71-70-70	284	35,500.00	Nick Faldo..... T82	74-67-79-75	295	21,125.00
Jeff Sluman T39	67-74-75-68	284	35,500.00	Jarrod Moseley..... T82	76-74-72-73	295	21,125.00
Alex Cejka..... T42	72-68-71-74	285	33,750.00	Fredrik Jacobson..... 84	75-71-77-73	296	20,750.00
Ben Crane..... T42	71-75-68-71	285	33,750.00	Gene Sauers..... 85	73-76-77-82	308	20,500.00

2002 NEC Invitational


Sahalee Country Club, Sammamish, WA

Purse: \$5,500,000

Par/Yards: 35-36-71/6,949

August 22-25, 2002

LEADERS		First Round	Second Round	Third Round
	Retief Goosen.....	65 (-6)	Robert Allenby.....	132 (-10)
	Toshi Izawa.....	65 (-6)	Steve Lowery.....	132 (-10)
	Darren Clarke.....	66 (-5)	Retief Goosen.....	133 (-9)
	Davis Love III.....	66 (-5)	Justin Rose.....	134 (-8)
	Phil Mickelson.....	66 (-5)	Phil Mickelson.....	135 (-7)
	Steve Lowery.....	67 (-5)	Craig Parry.....	137 (-5)
	Kenny Perry.....	67 (-5)		
	Justin Rose.....	67 (-5)		
	Craig Parry.....	72 (+1)		
				Robert Allenby.....
				203 (-10)
				Craig Parry.....
				203 (-10)
				Fred Funk.....
				204 (-9)
				Ernie Els.....
				205 (-8)
				Jim Furyk.....
				205 (-8)
				Matt Gogel.....
				205 (-8)
				Steve Lowery.....
				205 (-8)
				Tiger Woods.....
				205 (-8)



CUT: There was no cut; 77 of the 78 players completed 72 holes.

WEATHER: The start of the tournament was delayed by 15 minutes on Thursday due to fog. Sunny in the afternoon, with temperatures in the 70s. Sunny, with temperatures in the low 60s to low 80s on Friday and Saturday. Overcast, with temperatures in the 60s on Sunday.

Winner: Craig Parry 72-65-66-65 268 \$1,000,000

Robert Allenby.....	T2	69-63-71-69	272	\$410,000.00	Bernhard Langer.....	T38	70-70-75-70	285	\$37,250.00
Fred Funk.....	T2	68-68-68-68	272	410,000.00	Tom Lehman.....	T38	72-70-69-74	285	37,250.00
Tiger Woods.....	4	68-70-67-68	273	215,000.00	Stuart Appleby.....	T42	70-72-74-70	286	35,000.00
Justin Rose.....	5	67-67-72-68	274	187,500.00	Carlos Franco.....	T42	75-72-67-72	286	35,000.00
Rich Beem.....	T6	74-67-67-67	275	150,000.00	Pierre Fulke.....	T42	69-73-73-71	286	35,000.00
Jim Furyk.....	T6	70-69-70-69	275	150,000.00	Craig Perks.....	T42	68-70-73-75	286	35,000.00
Steve Lowery.....	8	67-65-73-71	276	120,000.00	Hal Sutton.....	T42	73-71-70-72	286	35,000.00
Matt Gogel.....	T9	68-69-68-72	277	105,000.00	Stewart Cink.....	T47	73-71-73-70	287	32,550.00
Phil Mickelson.....	T9	66-69-71-71	277	105,000.00	Joel Edwards.....	T47	73-73-71-70	287	32,550.00
Michael Campbell.....	T11	70-69-70-69	278	78,750.00	Padraig Harrington.....	T47	72-70-73-72	287	32,550.00
Retief Goosen.....	T11	65-68-74-71	278	78,750.00	José Maria Olazábal.....	T47	71-68-75-73	287	32,550.00
Davis Love III.....	T11	66-74-69-69	278	78,750.00	Eduardo Romero.....	T47	71-71-67-78	287	32,550.00
Vijay Singh.....	T11	68-69-69-72	278	78,750.00	Notah Begay III.....	T52	70-77-70-71	288	31,250.00
Thomas Björn.....	T15	68-69-72-70	279	60,875.00	Soren Hansen.....	T52	76-69-69-74	288	31,250.00
Ernie Els.....	T15	71-67-67-74	279	60,875.00	Graeme McDowell.....	T52	72-69-73-74	288	31,250.00
David Toms.....	T15	69-68-71-71	279	60,875.00	Scott Hoch.....	T55	72-77-69-71	289	30,500.00
Lee Westwood.....	T15	68-69-72-70	279	60,875.00	Greg Norman.....	T55	69-74-73-73	289	30,500.00
Angel Cabrera.....	T19	72-70-70-68	280	50,400.00	Chris Smith.....	T55	75-73-73-68	289	30,500.00
K.J. Choi.....	T19	73-67-73-67	280	50,400.00	Niclas Fasth.....	T58	73-68-79-70	290	29,500.00
Darren Clarke.....	T19	66-74-68-72	280	50,400.00	Sergio Garcia.....	T58	68-73-76-73	290	29,500.00
Bob Estes.....	T19	71-71-69-69	280	50,400.00	Anders Hansen.....	T58	71-76-74-69	290	29,500.00
Peter Lonard.....	T19	70-71-72-67	280	50,400.00	Kevin Sutherland.....	T58	74-71-71-74	290	29,500.00
Toshi Izawa.....	T24	65-73-73-71	282	45,000.00	Scott Verplank.....	T58	71-75-76-68	290	29,500.00
Rocco Mediate.....	T24	68-69-73-72	282	45,000.00	Brad Faxon.....	T63	71-72-71-77	291	28,625.00
Kenny Perry.....	T24	67-70-73-72	282	45,000.00	Charlie Wi.....	T63	73-73-73-72	291	28,625.00
Mike Weir.....	T24	69-70-71-72	282	45,000.00	Paul Lawrie.....	T65	73-69-81-70	293	28,125.00
John Cook.....	T28	70-74-69-70	283	41,250.00	Nobuhito Sato.....	T65	74-76-73-70	293	28,125.00
Chris DiMarco.....	T28	68-70-74-71	283	41,250.00	Paul McGinley.....	67	79-69-73-74	295	27,750.00
David Duval.....	T28	72-75-71-65	283	41,250.00	Tobias Dier.....	T68	76-75-72-73	296	27,250.00
Ricardo Gonzalez.....	T28	71-72-68-72	283	41,250.00	Steve Elkington.....	T68	76-77-74-69	296	27,250.00
Justin Leonard.....	T28	70-74-69-70	283	41,250.00	Nicholas Lawrence.....	T68	76-72-78-70	296	27,250.00
Nick Price.....	T28	74-66-72-71	283	41,250.00	Jesper Parnevik.....	T71	76-74-73-74	297	26,625.00
Loren Roberts.....	T28	70-66-76-71	283	41,250.00	Phillip Price.....	T71	73-73-73-78	297	26,625.00
Kirk Triplett.....	T28	71-69-70-73	283	41,250.00	John Daly.....	73	73-78-74-73	298	26,250.00
Shigeki Maruyama.....	T36	69-72-69-74	284	38,750.00	Mark Calcavecchia.....	74	74-81-75-69	299	26,000.00
Len Mattiace.....	T36	69-72-72-71	284	38,750.00	Jose Coceres.....	T75	69-71-76-84	300	25,625.00
Paul Azinger.....	T38	68-72-73-72	285	37,250.00	Scott McCarron.....	T75	74-74-77-75	300	25,625.00
Matt Kuchar.....	T38	71-68-71-75	285	37,250.00	Jerry Kelly.....	77	75-79-74-73	301	25,250.00

2001 NEC Invitational

Firestone Country Club (South Course), Akron, OH
August 23-26, 2001


Purse: \$5,000,000

Par/Yds: 35-35-70/7,139

LEADERS	First Round	Second Round	Third Round
	Jim Furyk..... 65 (-5)	Jim Furyk..... 131 (-9)	Jim Furyk..... 197 (-13)
	Greg Norman..... 65 (-5)	Phil Mickelson..... 133 (-7)	Tiger Woods..... 199 (-11)
	Thomas Bjorn..... 66 (-4)	Tiger Woods..... 133 (-7)	Paul Azinger..... 202 (-8)
	Darren Clarke..... 66 (-4)	Stuart Appleby..... 134 (-6)	Darren Clarke..... 202 (-8)
	Colin Montgomerie..... 66 (-4)	Darren Clarke..... 134 (-6)	
	Tiger Woods..... 66 (-4)	Padraig Harrington..... 134 (-6)	

CUT: There was no cut; 37 of the 39 players completed 72 holes.

WEATHER: Mostly cloudy Thursday, with late morning/early afternoon light rain. Temperatures were in the 70s, with winds primarily out of the west at 5-12 mph. Mostly cloudy Friday morning, with some sun in the afternoon. Temperatures were in the 70s, and winds were out of the northeast at 5-12 mph. Partly cloudy and warm Saturday, with temperatures reaching 82 and winds out of the south at 5-15 mph. Tee times were moved up to 7:45 a.m. and play was off Nos. 1 and 10 in pairs Sunday in anticipation of inclement afternoon weather. Partly cloudy with temperatures in the 70s and winds out of the southwest at 5-20 mph.



Winner: Tiger Woods 66-67-66-69 268 \$1,000,000.00
(Won playoff with birdie-3 on seventh extra hole)

Jim Furyk..... 2	65-66-66-71	268	\$500,000.00	Carlos Franco..... 20	68-71-68-73	280	\$73,000.00
Darren Clarke..... 3	66-68-68-69	271	375,000.00	Niclas Fasth..... T21	74-67-68-72	281	66,000.00
Colin Montgomerie..... 4	66-71-66-70	273	300,000.00	Scott Hoch..... T21	71-70-69-71	281	66,000.00
Stuart Appleby..... T5	70-64-70-70	274	201,666.67	Robert Allenby..... T23	68-67-75-72	282	58,000.00
Davis Love III..... T5	68-68-70-68	274	201,666.67	Steve Elkington..... T23	73-68-73-68	282	58,000.00
Paul Azinger..... T5	67-70-65-72	274	201,666.66	Mike Weir..... 25	69-70-71-73	283	53,000.00
Ernie Els..... T8	67-70-66-72	275	147,500.00	Paul McGinley..... 26	68-73-71-72	284	51,000.00
Phil Mickelson..... T8	67-66-70-72	275	147,500.00	David Duval..... 27	69-69-72-75	285	49,000.00
Retief Goosen..... 10	72-69-64-71	276	131,000.00	Phillip Price..... 28	70-71-74-71	286	47,000.00
Bernhard Langer..... T11	69-67-68-73	277	118,500.00	Nick Price..... T29	71-70-71-76	288	44,000.00
Hal Sutton..... T11	69-71-67-70	277	118,500.00	Loren Roberts..... T29	72-70-67-79	288	44,000.00
Stewart Cink..... T13	69-67-70-72	278	100,500.00	Notah Begay III..... T31	77-71-72-69	289	38,000.00
Ian Poulter..... T13	67-72-69-70	278	100,500.00	Thomas Bjorn..... T31	66-79-73-71	289	38,000.00
Vijay Singh..... T13	68-68-69-73	278	100,500.00	Michael Campbell..... T31	71-71-75-72	289	38,000.00
David Toms..... T13	68-70-70-70	278	100,500.00	Shigeaki Maruyama..... T31	68-75-73-73	289	38,000.00
Pierre Fulke..... T17	73-71-65-70	279	83,000.00	Greg Norman..... 35	65-71-74-80	290	33,000.00
Padraig Harrington..... T17	68-66-73-72	279	83,000.00	Mark Calcavecchia..... T36	72-69-72-79	292	30,000.00
Scott Verplank..... T17	69-71-70-69	279	83,000.00	Miguel Angel Jiménez..... T36	70-72-74-76	292	30,000.00

2000 NEC Invitational

Firestone Country Club (South Course), Akron, OH
August 24-27, 2000

Purse: \$5,000,000

Par/Yds: 35-35-70/7,139

LEADERS	First Round	Second Round	Third Round
	Tiger Woods..... 64 (-6)	Tiger Woods..... 125 (-15)	Tiger Woods..... 192 (-18)
	Jim Furyk..... 65 (-5)	Phil Mickelson..... 132 (-8)	Phil Mickelson..... 201 (-9)
	Darren Clarke..... 66 (-4)	Justin Leonard..... 133 (-7)	Phillip Price..... 201 (-9)
	Carlos Franco..... 66 (-4)	Jim Furyk..... 134 (-6)	Hal Sutton..... 201 (-9)
	Justin Leonard..... 66 (-4)		
	Phil Mickelson..... 66 (-4)		
	Phillip Price..... 66 (-4)		

CUT: There was no cut. Thirty-seven of the 40 eligible players completed 72 holes. Steve Elkington, David Duval and Vijay Singh did not start.



WEATHER: Sunny and pleasant Thursday, with afternoon temperatures reaching the lower 80s. Light wind helped keep temperatures moderate. Ideal on Friday, with mostly sunny skies and highs in the low-to-mid 80s. Mostly cloudy Saturday, with temperatures reaching the low 80s. Play was halted at 2:16 p.m. Sunday due to dangerous weather and resumed again at 5:10 p.m. Play finished at 8:25 p.m.

Winner: Tiger Woods 64-61-67-67 259 \$1,000,000.00

Justin Leonard..... T2	66-67-71-66	270	\$437,500.00	Nick Price..... T20	70-69-74-67	280	\$68,333.34
Phillip Price..... T2	66-69-66-69	270	437,500.00	Stuart Appleby..... T20	67-70-70-73	280	68,333.33
Jim Furyk..... T4	65-69-69-68	271	243,333.34	Lee Westwood..... T20	66-69-73-72	280	68,333.33
Phil Mickelson..... T4	66-66-69-70	271	243,333.33	Paul McGinley..... 23	71-72-71-67	281	60,000.00
Hal Sutton..... T4	68-68-65-70	271	243,333.33	Retief Goosen..... T24	69-74-73-67	283	52,333.34
Stewart Cink..... 7	72-69-68-63	272	170,000.00	Jeff Maggert..... T24	72-69-73-69	283	52,333.33
Paul Azinger..... T8	68-70-70-65	273	147,500.00	Mike Weir..... T24	68-76-68-71	283	52,333.33
Colin Montgomerie..... T8	71-69-66-67	273	147,500.00	Carlos Franco..... T27	66-77-72-69	284	44,000.00
Thomas Björn..... T10	69-69-70-66	274	125,000.00	Padraig Harrington..... T27	76-65-71-72	284	44,000.00
José María Olazábal..... T10	67-73-69-65	274	125,000.00	Mark O'Meara..... T27	71-71-70-72	284	44,000.00
Robert Allenby..... T12	69-69-70-67	275	110,500.00	Gary Orr..... T27	70-68-72-74	284	44,000.00
Ernie Els..... T12	67-71-69-68	275	110,500.00	Tom Lehman..... T31	71-74-70-70	285	38,000.00
Loren Roberts..... 14	67-69-66-75	277	103,000.00	Greg Norman..... T31	68-71-76-70	285	38,000.00
Michael Campbell..... T15	71-69-70-68	278	95,500.00	Kirk Triplett..... T33	75-67-72-72	286	34,750.00
Shigeki Maruyama..... T15	71-70-68-69	278	95,500.00	Ian Woosnam..... T33	73-72-72-69	286	34,750.00
Notah Begay III..... T17	74-66-69-70	279	83,000.00	Davis Love III..... 35	75-72-70-70	287	32,500.00
Darren Clarke..... T17	66-71-71-71	279	83,000.00	Miguel Angel Jiménez..... 36	69-74-72-73	288	31,000.00
Andrew Coltart..... T17	69-69-69-72	279	83,000.00	Steve Pate..... 37	75-73-69-75	292	29,500.00


1999 NEC Invitational

Firestone Country Club (South Course), Akron, OH
August 26-29, 1999

Purse: \$5,000,000

Par/Yds: 35-35-70/7,139

LEADERS	First Round	Second Round	Third Round
	Tiger Woods..... 66 (-4)	Carlos Franco 135 (-5)	Tiger Woods..... 199 (-11)
	David Duval..... 67 (-3)	Paul Lawrie..... 135 (-5)	Fred Couples..... 204 (-6)
	Jim Furyk..... 67 (-3)	Phil Mickelson 136 (-4)	Nick Price..... 204 (-6)
	Sergio Garcia..... 67 (-3)	Nick Price..... 136 (-4)	Carlos Franco..... 205 (-5)
	Paul Lawrie..... 67 (-3)	Hal Sutton..... 136 (-4)	
	Tom Lehman..... 67 (-3)	Tiger Woods..... 137 (-3)	
	Nick Price..... 67 (-3)		



CUT: There was no cut. All 41 players completed 72 holes.

WEATHER: Overcast, with periodic rains Thursday and Friday. Thursday play was delayed at 2:05 p.m. due to lightning in the area. Play was suspended for the day at 5:20 p.m., with all 41 players still on the course. Partly cloudy and humid Saturday. Beautiful on Sunday.

Winner: Tiger Woods 66-71-62-71 270 \$1,000,000.00

Phil Mickelson 2	69-67-70-65	271	\$510,000.00	Greg Turner T21	70-71-68-74	283	\$66,000.00
Craig Parry..... T3	71-66-69-69	275	327,500.00	Stuart Appleby..... T23	72-70-72-70	284	58,000.00
Nick Price..... T3	67-69-68-71	275	327,500.00	Scott Hoch..... T23	68-73-71-72	284	58,000.00
Ernie Els 5	71-69-67-69	276	234,000.00	Greg Norman T25	70-75-66-74	285	50,000.00
Shigeki Maruyama..... 6	72-67-70-68	277	179,000.00	Mark O'Meara T25	73-70-71-71	285	50,000.00
Carlos Franco T7	68-67-70-73	278	154,000.00	Miguel Angel Jimenez T27	72-70-70-74	286	41,333.34
Sergio Garcia T7	67-70-69-72	278	154,000.00	David Duval..... T27	67-72-71-76	286	41,333.33
Jeff Maggert..... T7	71-67-69-71	278	154,000.00	Jesper Parnevik T27	75-69-66-76	286	41,333.33
Jim Furyk..... T10	67-72-69-71	279	129,000.00	Lee Janzen..... T30	71-70-72-74	287	37,000.00
Davis Love III..... T10	68-69-70-72	279	129,000.00	Colin Montgomerie..... T30	69-75-67-76	287	37,000.00
Mark Calcavecchia T12	68-69-73-70	280	109,000.00	Jarmo Sandelin..... T30	71-71-73-72	287	37,000.00
Pdraig Harrington..... T12	72-67-70-71	280	109,000.00	Andrew Coltart T33	71-71-69-77	288	34,000.00
Steve Pate..... T12	69-71-68-72	280	109,000.00	John Huston..... T33	69-71-70-78	288	34,000.00
Fred Couples T15	71-70-63-77	281	88,000.00	Lee Westwood..... T33	74-72-70-72	288	34,000.00
Tom Lehman T15	67-72-67-75	281	88,000.00	Darren Clarke T36	73-72-69-75	289	31,500.00
Vijay Singh..... T15	71-67-72-71	281	88,000.00	Jean Van De Velde..... T36	75-71-68-75	289	31,500.00
Payne Stewart T15	70-67-69-75	281	88,000.00	Frank Nobilo..... 38	73-69-75-73	290	30,000.00
Hal Sutton..... T15	69-67-72-73	281	88,000.00	Steve Elkington 39	70-74-71-76	291	29,000.00
Justin Leonard 20	73-68-69-72	282	73,000.00	José Maria Olazábal..... 40	70-80-69-73	292	28,000.00
Paul Lawrie T21	67-68-74-74	283	66,000.00	Naomichi Joe Ozaki..... 41	75-74-75-72	296	27,000.00

2017-18 HSBC Champions Facts

EVENT:

World Golf Championships-HSBC Champions
(HSBC Champions on second reference)



The HSBC Champions is one of four World Golf Championships sanctioned and organized by the operational committee of the International Federation of PGA Tours, which includes the Asian Tour, European Tour, Japan Golf Tour, PGA TOUR, PGA Tour of Australasia and Southern Africa Tour. The other World Golf Championships include the Dell Technologies Match Play, the Bridgestone Invitational and the Mexico Championship.

DATE:

October 26-29

SITE:

Sheshan International Golf Club, Shanghai, China

PAR/YARDAGE:

Par: 36-36=72/7,266

2017 CHAMPION:

Justin Rose, 274, 14-under par

ARCHITECT/OPENED:

Nelson & Haworth/2004

FORMAT:

Four-day, 72-hole stroke-play competition; no cut

PURSE:

2017 - \$8.5 million total purse; \$1.4 million to the winner
Prize money will be considered official on each player's home Tour.

WEBSITES:

www.worldgolfchampionships.com
www.hsbcgolf.com

TICKETS:

For ticket information please log on to www.hsbcgolf.com or call the ticket hotline on +86 (21) 962 388

ABOUT HSBC:

HSBC provides a comprehensive range of financial services to around 89 million customers through four global businesses; Global Retail Banking & Wealth Management, Global Commercial Banking, Global Banking and Markets and Global Private Banking. HSBC Holdings plc, the parent company of the HSBC Group, is headquartered in London. The Group serves customers worldwide from around 6,900 offices in over 80 countries and territories in Europe, the Asia-Pacific region, North and Latin America, and the Middle East and North Africa. With assets of US\$2,652bn at 30 June 2012, the HSBC Group is one of the world's largest banking and financial services organisations.

UMBRELLA SPONSORS:

HSBC, Grupo Salinas, Dell, Bridgestone

SOCIAL MEDIA:

Twitter: @HSBC_Sport

CHAMPIONSHIP OFFICE:

Marc Webster / Kate Bartley
IMG UK Ltd
McCormack House
Burlington Lane
W4 2TH
Tel - +44 208 233 5300
Email – marc.webster@imgworld.com
Email – kate.bartley@imgworld.com

MEDIA CONTACTS:

Michele Mair, IMG PR Manager, michele.mair@imgworld.com
Scott Crockett, European Tour, scrockett@europeantour.com
Chuah Choo Chiang, PGA TOUR, chuahcc@pgatourintl.com.my

2017-18 HSBC Champions

Sheshan International GC; Shanghai, China
October 23-29, 2017

Purse: \$9,750,000

Par/Yards: 36-36—72/7,261

LEADERS	First Round	Second Round	Third Round
	Brooks Koepka 64 (-8)	Dustin Johnson 131 (-13)	Dustin Johnson 199 (-17)
	Kiradech Aphibarnrat 65 (-7)	Brooks Koepka 132 (-12)	Brooks Koepka 205 (-11)
	Gavin Kyle Green 65 (-7)	Kiradech Aphibarnrat 135 (-9)	Henrik Stenson 206 (-10)
	Haydn Porteous 66 (-6)	Justin Rose 135 (-9)	Brian Harman 207 (-9)
	Patrick Reed 66 (-6)	Patrick Reed 136 (-8)	Justin Rose 207 (-9)
	Justin Rose 67 (-5)		

CUT: No cut. 77 of 78 players completed 72 holes.

WEATHER: Thursday: Partly sunny with a high of 71. Wind ENE 4-8 mph. Friday: Partly sunny with a high of 74. Wind NE 4-8 mph. Saturday: Partly sunny with a high of 71. Wind NNE 5-10 mph. Sunday: Cloudy with high of 62. Wind NNW 15-20 mph with gusts up to 25 mph.



Winner: Justin Rose 67-68-72-67 274 \$1,660,000.00

Justin Rose 1	67-68-72-67	274/-14	\$1,660,000.00	Marc Leishman T38	71-79-68-71	289/1	\$64,500.00
Brooks Koepka T2	64-68-73-71	276/-12	679,666.67	WC Liang T38	72-70-73-74	289/1	64,500.00
Henrik Stenson T2	68-69-69-70	276/-12	679,666.67	Haydn Porteous T38	66-74-74-75	289/1	64,500.00
Dustin Johnson T2	68-63-68-77	276/-12	679,666.66	Richard Sterne T38	73-72-76-68	289/1	64,500.00
Rafa Cabrera Bello T5	68-70-70-72	280/-8	288,000.00	Richie Ramsay T44	73-71-75-71	290/2	60,500.00
Kyle Stanley T5	71-68-69-72	280/-8	288,000.00	Xinjun Zhang T44	71-77-71-71	290/2	60,500.00
Peter Uihlein T5	72-67-69-72	280/-8	288,000.00	Ryan Fox T46	71-69-75-76	291/3	57,500.00
Brian Harman 8	68-69-70-74	281/-7	210,000.00	Phachara Khongwatmai T46	69-78-70-74	291/3	57,500.00
Matthew Fitzpatrick T9	68-69-72-73	282/-6	176,000.00	Francesco Molinari T46	77-71-72-71	291/3	57,500.00
Bernd Wiesberger T9	71-70-70-71	282/-6	176,000.00	Xander Schauffele T46	71-75-74-71	291/3	57,500.00
Paul Casey T11	71-72-69-71	283/-5	140,000.00	Lucas Glover T50	71-75-76-70	292/4	51,875.00
Jason Day T11	69-74-72-68	283/-5	140,000.00	Hao Tong Li T50	72-76-71-73	292/4	51,875.00
Tony Finau T11	67-72-74-70	283/-5	140,000.00	Hideki Matsuyama T50	74-74-72-72	292/4	51,875.00
Tyrrell Hatton T11	68-70-71-74	283/-5	140,000.00	Patrick Reed T50	66-70-82-74	292/4	51,875.00
Patrick Cantlay T15	68-74-69-73	284/-4	107,900.00	Charl Schwartzel T50	73-70-73-76	292/4	51,875.00
Branden Grace T15	74-69-72-69	284/-4	107,900.00	Adam Scott T50	72-72-74-74	292/4	51,875.00
Charles Howell III T15	72-67-71-74	284/-4	107,900.00	Hudson Swafford T50	70-74-75-73	292/4	51,875.00
Daisuke Kataoka T15	71-72-69-72	284/-4	107,900.00	Fabrizio Zanotti T50	73-71-71-77	292/4	51,875.00
Phil Mickelson T15	71-72-74-67	284/-4	107,900.00	Ross Fisher T58	77-70-73-73	293/5	48,250.00
Ashun Wu T20	67-72-73-73	285/-3	90,250.00	Chan Kim T58	69-72-72-80	293/5	48,250.00
Tommy Fleetwood T20	71-70-70-74	285/-3	90,250.00	David Lipsky T58	69-70-72-82	293/5	48,250.00
Hideto Tanihara T20	72-70-74-69	285/-3	90,250.00	Jordan L. Smith T58	69-73-74-77	293/5	48,250.00
Jhonattan Vegas T20	70-73-72-70	285/-3	90,250.00	Wesley Bryan T62	77-72-71-74	294/6	46,750.00
Kiradech Aphibarnrat T24	65-70-75-76	286/-2	79,500.00	Bill Haas T62	71-73-76-74	294/6	46,750.00
Daniel Berger T24	68-71-75-72	286/-2	79,500.00	Scott Hend T62	71-68-78-77	294/6	46,750.00
Poom Saksansin T24	73-70-68-75	286/-2	79,500.00	Adam Hadwin T65	69-74-79-73	295/7	46,125.00
Pat Perez T24	72-69-76-69	286/-2	79,500.00	Mike Hendry T65	73-75-71-76	295/7	46,125.00
Chez Reavie T24	69-74-71-72	286/-2	79,500.00	Matthew Griffin T67	68-77-74-77	296/8	45,625.00
Hyun-woo Ryu T24	69-73-69-75	286/-2	79,500.00	Michael Lorenzo-Vera T67	71-71-77-77	296/8	45,625.00
Matthew Southgate T24	68-71-74-73	286/-2	79,500.00	Zecheng Dou T69	71-76-75-75	297/9	45,125.00
SSP Chawrasia T31	72-70-73-72	287/-1	72,000.00	Si Woo Kim T69	71-71-79-76	297/9	45,125.00
Matt Kuchar T31	67-70-72-78	287/-1	72,000.00	Thomas Pieters T71	75-79-69-76	299/11	44,625.00
Alexander Levy T31	71-71-71-74	287/-1	72,000.00	Graeme Storm T71	75-74-75-75	299/11	44,625.00
Alex Noren T31	72-72-72-71	287/-1	72,000.00	Yan Wei Liu 73	72-73-77-78	300/12	44,250.00
Thorbjørn Olesen T31	72-73-69-73	287/-1	72,000.00	Ashley Hall 74	74-71-80-76	301/13	44,000.00
Russell Henley T36	75-68-76-69	288/E	68,500.00	Andrew Dodt 75	74-79-74-77	304/16	43,750.00
Jon Rahm T36	72-74-69-73	288/E	68,500.00	Brandon Stone 76	78-87-68-75	308/20	43,500.00
Paul Dunne T38	67-73-70-79	289/1	64,500.00	Yi Cao 77	74-83-79-75	311/23	43,250.00
Gavin Kyle Green T38	65-74-73-77	289/1	64,500.00	Shugo Imahira DQ	72-79	151/7	

2016-17 HSBC Champions

Sheshan International GC; Shanghai, China
October 24-30, 2016

Purse: \$9,500,000

Par/Yards: 36-36—72/7,261

LEADERS		First Round	Second Round	Third Round
	Rikard Karlberg	64 (-8)	Hideki Matsuyama	199 (-17)
	Rickie Fowler	65 (-7)	Bill Haas	Russell Knox
	Daniel Berger	66 (-6)	Russell Knox	Daniel Berger
	Russell Knox	66 (-6)	Daniel Berger	Bill Haas
	Hideki Matsuyama	66 (-6)	Richard Bland	Francesco Molinari
			Francesco Molinari	

CUT: No cut. 78 professionals completed 72 holes.

WEATHER: Thursday: Cloudy and dreary conditions with a high of 62. Wind ENE 10-15 mph. Friday: Cloudy and breezy conditions with a high of 68 with temperatures dropping in the late afternoon to the high 50s. Wind NNW to NNE 10-20 mph with gusts of 25-30 mph. Saturday: Cloudy with a high of 59. Wind NNE 10-15 decreasing to 8-12 mph in the afternoon. Sunday: Mostly sunny with a high of 64. Wind ENE 8-12 mph.



Winner: Hideki Matsuyama 66-65-68-66 265 \$1,620,000.00

Hideki Matsuyama	1	66-65-68-66	265/-23	\$1,620,000.00	George Coetzee	T40	69-79-68-72	288/E	\$62,000.00
Daniel Berger	T2	66-70-67-69	272/-16	787,000.00	Zecheng Dou	T40	77-70-72-69	288/E	62,000.00
Henrik Stenson	T2	69-71-67-65	272/-16	787,000.00	Martin Kaymer	T40	72-68-74-74	288/E	62,000.00
Bill Haas	T4	67-67-70-69	273/-15	372,000.00	Soren Kjeldsen	T40	73-75-72-68	288/E	62,000.00
Rory McIlroy	T4	71-66-70-66	273/-15	372,000.00	Brooks Koepka	T40	73-70-69-76	288/E	62,000.00
Ross Fisher	T6	69-68-69-68	274/-14	235,333.34	Louis Oosthuizen	T45	71-75-69-74	289/1	58,500.00
Rickie Fowler	T6	65-73-68-68	274/-14	235,333.33	Jhonattan Vegas	T45	79-71-73-66	289/1	58,500.00
Francesco Molinari	T6	67-69-68-70	274/-14	235,333.33	Bradley Dredge	T47	72-73-74-71	290/2	55,000.00
Sergio Garcia	T9	68-72-69-67	276/-12	170,000.00	Andrew Johnston	T47	75-69-69-77	290/2	55,000.00
Russell Knox	T9	66-68-68-74	276/-12	170,000.00	K.T. Kim	T47	74-74-71-71	290/2	55,000.00
Emiliano Grillo	T11	72-67-71-67	277/-11	148,000.00	WC Liang	T47	72-75-72-71	290/2	55,000.00
Paul Casey	T12	67-70-72-69	278/-10	134,000.00	Gary Woodland	T47	71-74-73-72	290/2	55,000.00
Alexander Noren	T12	68-72-70-68	278/-10	134,000.00	Gregory Bourdy	T52	74-70-76-71	291/3	51,500.00
Thomas Pieters	T14	71-70-66-72	279/-9	118,500.00	Young-han Song	T52	75-74-72-70	291/3	51,500.00
Adam Scott	T14	69-80-64-66	279/-9	118,500.00	Scott Hend	T54	72-72-72-77	293/5	49,250.00
Matthew Fitzpatrick	T16	72-74-70-65	281/-7	103,666.67	Kevin Na	T54	75-71-73-74	293/5	49,250.00
Joost Luiten	T16	72-68-71-70	281/-7	103,666.67	Hideto Tanihara	T54	73-73-73-74	293/5	49,250.00
Jason Kokrak	T16	70-73-67-71	281/-7	103,666.66	Bubba Watson	T54	71-73-76-73	293/5	49,250.00
Rafa Cabrera Bello	T19	71-74-68-69	282/-6	93,000.00	Alexander Levy	T58	72-75-73-74	294/6	47,750.00
Rikard Karlberg	T19	64-75-71-72	282/-6	93,000.00	Jordan Zunic	T58	72-75-75-72	294/6	47,750.00
Matt Kuchar	T21	73-66-68-76	283/-5	88,000.00	Patrick Reed	T60	78-75-66-76	295/7	46,500.00
Xinjun Zhang	T21	68-69-70-76	283/-5	88,000.00	Chan Shih-chang	T60	79-74-71-71	295/7	46,500.00
Ashun Wu	T23	73-69-73-69	284/-4	80,166.67	Richard Sterne	T60	77-74-69-75	295/7	46,500.00
Tyrrell Hatton	T23	70-76-67-71	284/-4	80,166.67	Byeong Hun An	T63	74-75-76-71	296/8	45,250.00
Justin Thomas	T23	71-70-72-71	284/-4	80,166.67	Si Woo Kim	T63	74-81-72-69	296/8	45,250.00
Chris Wood	T23	69-70-70-75	284/-4	80,166.67	Hao Tong Li	T63	73-72-74-77	296/8	45,250.00
Shane Lowry	T23	74-68-65-77	284/-4	80,166.66	Sean O'Hair	T63	73-73-72-78	296/8	45,250.00
Ryan Moore	T23	71-72-66-75	284/-4	80,166.66	Scott Piercy	T63	79-72-74-71	296/8	45,250.00
Lee Westwood	T29	69-70-77-69	285/-3	75,000.00	Matthew Millar	T68	72-75-74-77	298/10	44,375.00
Richard Bland	T30	68-68-75-75	286/-2	72,000.00	Miguel Tabuena	T68	72-76-72-78	298/10	44,375.00
Roberto Castro	T30	73-74-73-66	286/-2	72,000.00	Marcus Fraser	T70	78-73-71-77	299/11	43,625.00
Branden Grace	T30	73-75-71-67	286/-2	72,000.00	Kevin Kisner	T70	74-78-75-75	299/11	43,625.00
Thongchai Jaidee	T30	70-73-73-70	286/-2	72,000.00	Soomin Lee	T70	76-76-75-72	299/11	43,625.00
Charl Schwartzel	T30	72-71-72-71	286/-2	72,000.00	Jeunghun Wang	T70	82-76-69-72	299/11	43,625.00
Dean Burmester	T35	68-70-74-75	287/-1	67,000.00	Jacques Blaauw	T74	76-73-77-75	301/13	43,000.00
Kevin Chappell	T35	70-71-72-74	287/-1	67,000.00	Danny Willett	T75	74-78-75-75	302/14	42,750.00
J.B. Holmes	T35	71-74-70-72	287/-1	67,000.00	Huilin Zhang	T76	72-78-76-79	305/17	42,500.00
Dustin Johnson	T35	74-74-70-69	287/-1	67,000.00	Nathan Holman	T77	75-79-77-75	306/18	42,125.00
Bernd Wiesberger	T35	71-72-73-71	287/-1	67,000.00	Jimmy Walker	T77	78-79-77-72	306/18	42,125.00

2015-16 HSBC Champions

Sheshan International GC; Shanghai, China
November 2-8, 2015


Purse: \$8,500,000

Par/Yards: 36-36—72/7,261

LEADERS		First Round	Second Round	Third Round
	Graeme McDowell	67 (-5)	134 (-10)	205 (-11)
	Tim Clark	69 (-3)	137 (-7)	206 (-10)
	Tommy Fleetwood	69 (-3)	138 (-6)	207 (-9)
	Rickie Fowler	69 (-3)	Bubba Watson	207 (-9)
	Martin Kaymer	69 (-3)	Jonas Blixt	208 (-8)
	Chris Kirk	69 (-3)	Tim Clark	208 (-8)
	Brandt Snedeker	69 (-3)	Rickie Fowler	
	Bubba Watson	71 (-1)	Kevin Na	

CUT: No cut. 77 of 78 professionals completed 72 holes.

WEATHER: Thursday: Mostly cloudy with a high of 75 degrees and winds SE-10-15 mph. Friday: A few light morning showers before play started. Highs in the high 60s with winds SSE-12-15 mph. Saturday: The start of the third round was delayed 30 minutes with tee times pushed back to 9:15 a.m. local time due to dangerous/lightning conditions. Play was again suspended at 9:57 a.m. due to the threat of lightning in the area. Play resumed at 10:40 a.m. and was called for the day due to darkness with the final group given the option to complete their final hole. Only Russell Knox elected not to tee off the 18th hole and returned to finish his third round at 7:45 a.m. on Sunday morning. Wind NW 10-20 mph. Sunday: Mostly cloudy with chilly temperatures in the morning rising to the mid 60s. Winds N 10-15 mph.



Winner: Russell Knox 67-65-68-68 268 \$1,400,000.00

Russell Knox	1	67-65-68-68	268/-20	\$1,400,000.00	Steven Bowditch	T40	64-75-68-75	282/-6	\$58,500.00
Kevin Kisner	2	64-66-70-70	270/-18	850,000.00	Luke Donald	T40	71-69-70-72	282/-6	58,500.00
Ross Fisher	T3	69-69-65-68	271/-17	422,500.00	Matt Jones	T40	74-70-68-70	282/-6	58,500.00
Danny Willett	T3	65-74-70-62	271/-17	422,500.00	Anirban Lahiri	T40	70-75-66-71	282/-6	58,500.00
Branden Grace	T5	63-71-70-68	272/-16	276,500.00	Louis Oosthuizen	T44	68-69-73-73	283/-5	55,500.00
Dustin Johnson	T5	65-71-65-71	272/-16	276,500.00	Daniel Summerhays	T44	68-74-67-74	283/-5	55,500.00
Matthew Fitzpatrick	T7	68-69-69-67	273/-15	173,750.00	SSP Chawrasia	T46	69-72-71-72	284/-4	52,000.00
Hao Tong Li	T7	66-69-66-72	273/-15	173,750.00	Miguel Angel Jimenez	T46	73-72-70-69	284/-4	52,000.00
Patrick Reed	T7	65-70-68-70	273/-15	173,750.00	Soren Kjeldsen	T46	68-71-70-75	284/-4	52,000.00
Jordan Spieth	T7	68-72-63-70	273/-15	173,750.00	Richard T. Lee	T46	68-72-73-71	284/-4	52,000.00
Daniel Berger	T11	68-71-69-66	274/-14	106,166.67	Xin-jun Zhang	T46	67-72-73-72	284/-4	52,000.00
Sergio Garcia	T11	68-70-68-68	274/-14	106,166.67	Ze-cheng Dou	T51	70-71-73-71	285/-3	49,000.00
Rory McIlroy	T11	68-72-68-66	274/-14	106,166.67	Lee Westwood	T51	72-69-71-73	285/-3	49,000.00
Henrik Stenson	T11	69-72-66-67	274/-14	106,166.67	Chris Wood	T51	68-76-69-72	285/-3	49,000.00
Thongchai Jaidee	T11	72-68-66-68	274/-14	106,166.66	Thomas Aiken	T54	70-71-73-72	286/-2	47,500.00
Marc Leishman	T11	69-72-65-68	274/-14	106,166.66	Tyrrell Hatton	T54	70-76-70-70	286/-2	47,500.00
Rickie Fowler	T17	68-72-68-67	275/-13	89,000.00	Alexander Noren	T54	70-76-66-74	286/-2	47,500.00
Bernd Wiesberger	T17	70-66-69-70	275/-13	89,000.00	Kevin Na	.57	72-72-72-71	287/-1	46,500.00
Byeong-Hun An	T19	69-68-68-72	277/-11	83,000.00	Greg Chalmers	T58	73-73-69-73	288/E	44,791.67
Scott Hend	T19	68-69-67-73	277/-11	83,000.00	Nick Cullen	T58	74-71-70-73	288/E	44,791.67
Hunter Mahan	T19	68-68-71-70	277/-11	83,000.00	Trevor Fisher Jr	T58	67-74-70-77	288/E	44,791.67
Thorbjorn Olesen	T19	64-74-66-73	277/-11	83,000.00	Danny Lee	T58	71-73-71-73	288/E	44,791.67
Paul Casey	T23	67-72-71-68	278/-10	75,750.00	Wu Ashun	T58	69-74-72-73	288/E	44,791.66
Harris English	T23	67-71-70-70	278/-10	75,750.00	WC Liang	T58	71-73-73-71	288/E	44,791.66
Thomas Pieters	T23	67-71-71-69	278/-10	75,750.00	Hiroshi Iwata	T64	70-77-69-73	289/1	43,250.00
Gary Woodland	T23	69-71-73-65	278/-10	75,750.00	Cameron Smith	T64	71-73-70-75	289/1	43,250.00
K.T. Kim	T27	74-71-68-66	279/-9	72,000.00	Andy Sullivan	T64	70-74-70-75	289/1	43,250.00
James Morrison	T27	69-70-68-72	279/-9	72,000.00	Danny Chia	.67	72-73-74-71	290/2	42,750.00
Justin Thomas	T27	72-69-70-68	279/-9	72,000.00	Andrew Dodt	T68	70-80-76-66	292/4	42,375.00
Kiradech Aphibarnrat	T30	69-70-70-71	280/-8	68,000.00	Shane Lowry	T68	74-75-72-71	292/4	42,375.00
Tommy Fleetwood	T30	67-71-72-70	280/-8	68,000.00	Adam Scott	.70	75-76-72-70	293/5	42,000.00
David Howell	T30	73-68-69-70	280/-8	68,000.00	Satoshi Kodaira	.71	74-76-76-68	294/6	41,750.00
Martin Kaymer	T30	69-71-73-67	280/-8	68,000.00	David Lingmerth	T72	70-72-76-77	295/7	41,375.00
Ian Poulter	T30	72-71-70-67	280/-8	68,000.00	Danie van Tonder	T72	77-73-71-74	295/7	41,375.00
Emiliano Grillo	T35	69-71-69-72	281/-7	63,000.00	Yi Cao	.74	70-78-71-78	297/9	41,000.00
Scott Piercy	T35	70-73-66-72	281/-7	63,000.00	Steven Jeffress	.75	76-78-73-74	301/13	40,750.00
Charl Schwartzel	T35	68-72-69-72	281/-7	63,000.00	Chris Kirk	T76	71-79-74-79	303/15	40,375.00
Robert Streb	T35	73-69-68-71	281/-7	63,000.00	Marc Warren	T76	75-74-81-73	303/15	40,375.00
Bubba Watson	T35	68-73-68-72	281/-7	63,000.00	Hideki Matsuyama	WD	71-73	144/E	


2014-15 HSBC Champions

Sheshan International GC; Shanghai, China
November 3-9, 2014

Purse: \$8,500,000

Par/Yards: 36-36—72/7,261

LEADERS		First Round	Second Round	Third Round		
	Graeme McDowell	67 (-5)	Graeme McDowell	134 (-10)	Graeme McDowell	205 (-11)
	Tim Clark	69 (-3)	Ian Poulter	137 (-7)	Hiroshi Iwata	206 (-10)
	Tommy Fleetwood	69 (-3)	Hiroshi Iwata	138 (-6)	Martin Kaymer	207 (-9)
	Rickie Fowler	69 (-3)	Bubba Watson	138 (-6)	Bubba Watson	207 (-9)
	Martin Kaymer	69 (-3)	Jonas Blixt	139 (-5)	Tim Clark	208 (-8)
	Chris Kirk	69 (-3)	Tim Clark	139 (-5)	Rickie Fowler	208 (-8)
	Brandt Snedeker	69 (-3)	Rickie Fowler	139 (-5)		
	Bubba Watson	71 (-1)	Kevin Na	139 (-5)		



CUT: No cut. 76 of the 80 professionals completed 72 holes.

Winner: Bubba Watson 71-67-69-70 277 \$1,400,000.00

Bubba Watson	1	71-67-69-70	277/-11	\$1,400,000.00	Jimmy Walker	T35	73-69-75-73	290/2	\$61,500.00
Tim Clark	2	69-70-69-69	277/-11	850,000.00	Marc Warren	T35	75-72-69-74	290/2	61,500.00
Rickie Fowler	T3	69-70-69-70	278/-10	381,666.67	Thomas Bjorn	T41	72-75-72-72	291/3	56,000.00
Hiroshi Iwata	T3	73-65-68-72	278/-10	381,666.67	Luke Donald	T41	74-72-74-71	291/3	56,000.00
Graeme McDowell	T3	67-67-71-73	278/-10	381,666.66	Thongchai Jaidee	T41	71-76-75-69	291/3	56,000.00
Thorbjorn Olesen	T6	72-68-69-71	280/-8	213,666.67	Hideki Matsuyama	T41	74-69-73-75	291/3	56,000.00
Ian Poulter	T6	70-67-72-71	280/-8	213,666.67	Dawie van der Walt	T41	70-72-75-74	291/3	56,000.00
Martin Kaymer	T6	69-72-66-73	280/-8	213,666.66	Ernie Els	T46	74-70-74-74	292/4	52,500.00
Marc Leishman	9	72-71-69-69	281/-7	158,000.00	Mikko Ilonen	T46	75-76-71-70	292/4	52,500.00
Jason Dufner	T10	72-70-72-68	282/-6	135,500.00	Felipe Aguilar	T48	76-74-71-72	293/5	49,300.00
Brandt Snedeker	T10	69-74-69-70	282/-6	135,500.00	Bill Haas	T48	70-74-72-77	293/5	49,300.00
George Coetzee	T12	72-73-69-69	283/-5	108,000.00	WC Liang	T48	75-74-73-71	293/5	49,300.00
Adam Scott	T12	70-72-71-70	283/-5	108,000.00	Justin Rose	T48	72-71-76-74	293/5	49,300.00
Pablo Larrazabal	T14	75-72-69-68	284/-4	89,833.34	Marcel Siem	T48	72-72-76-73	293/5	49,300.00
Alexander Levy	T14	74-68-71-71	284/-4	89,833.34	Matt Jones	T53	75-76-71-72	294/6	47,000.00
Wu Ashun	T14	74-70-69-71	284/-4	89,833.33	Hennie Otto	T53	74-72-75-73	294/6	47,000.00
Jonas Blixt	T14	71-68-71-74	284/-4	89,833.33	Scott Stallings	T53	74-76-77-67	294/6	47,000.00
Chris Kirk	T14	69-74-69-72	284/-4	89,833.33	Matt Every	T56	75-72-75-73	295/7	45,250.00
Louis Oosthuizen	T14	70-70-72-72	284/-4	89,833.33	David Lipsky	T56	78-73-72-72	295/7	45,250.00
Kevin Na	T20	71-68-79-67	285/-3	81,000.00	Kevin Streelman	T56	77-72-71-75	295/7	45,250.00
Lee Westwood	T20	70-73-69-73	285/-3	81,000.00	Gary Woodland	T56	73-75-74-73	295/7	45,250.00
Ryan Palmer	T22	74-72-72-68	286/-2	77,000.00	Mu Hu	T60	78-71-74-73	296/8	43,875.00
Patrick Reed	T22	71-73-71-71	286/-2	77,000.00	Brendon Todd	T60	71-74-73-78	296/8	43,875.00
Jamie Donaldson	T24	71-77-68-71	287/-1	73,500.00	Darren Fichardt	62	74-72-74-77	297/9	43,500.00
Tommy Fleetwood	T24	69-75-74-69	287/-1	73,500.00	Hyung-Sung Kim	63	70-74-75-79	298/10	43,250.00
Stephen Gallacher	T24	72-72-71-72	287/-1	73,500.00	Keegan Bradley	T64	72-73-77-78	300/12	42,500.00
Henrik Stenson	T24	70-71-81-65	287/-1	73,500.00	Mike Hendry	T64	76-75-73-76	300/12	42,500.00
Sergio Garcia	T28	74-72-73-69	288/E	68,500.00	Charl Schwartzel	T64	74-76-77-73	300/12	42,500.00
J.B. Holmes	T28	70-71-73-74	288/E	68,500.00	Oliver Wilson	T64	71-70-79-80	300/12	42,500.00
Anirban Lahiri	T28	74-70-74-70	288/E	68,500.00	Lian-Wei Zhang	T64	73-76-74-77	300/12	42,500.00
Joost Luiten	T28	77-71-69-71	288/E	68,500.00	Ze-cheng Dou	T69	76-73-74-78	301/13	41,625.00
Hunter Mahan	T28	74-68-71-75	288/E	68,500.00	Antonio Lascuna	T69	76-79-73-73	301/13	41,625.00
Ryan Moore	T28	74-71-72-71	288/E	68,500.00	Miguel A. Jimenez	71	78-75-73-76	302/14	41,250.00
Shane Lowry	34	78-69-74-68	289/1	65,000.00	Jason Knutson	72	78-74-75-77	304/16	41,000.00
Russell Henley	T35	71-75-74-70	290/2	61,500.00	Billy Horschel	T73	80-77-79-70	306/18	40,500.00
Haotong Li	T35	75-72-76-67	290/2	61,500.00	Yoshitaka Takeya	T73	77-78-75-76	306/18	40,500.00
John Senden	T35	73-73-72-72	290/2	61,500.00	Jaco Van Zyl	T73	70-75-83-78	306/18	40,500.00
Jordan Spieth	T35	70-74-72-74	290/2	61,500.00	Jin Jeong	76	85-79-75-80	319/31	40,000.00

2013-14 HSBC Champions

Sheshan International GC; Shanghai, China
October 28-November 3, 2013

Purse: \$8,500,000

Par/Yards: 36-36—72/7,266

LEADERS	First Round	Second Round	Third Round
Rory McIlroy.....	65 (-7)	Dustin Johnson.....	132 (-12)
Jamie Donaldson.....	67 (-5)	Rory McIlroy.....	137 (-7)
Gonzalo Fdez-Castano.....	67 (-5)	Bubba Watson.....	137 (-7)
Tommy Fleetwood.....	68 (-4)	Boo Weekley.....	137 (-7)
Justin Rose.....	68 (-4)	Ernie Els.....	138 (-6)
Jordan Spieth.....	68 (-4)	Gonzalo Fdez-Castano.....	138 (-6)
Bubba Watson.....	68 (-4)	Tommy Fleetwood.....	138 (-6)
Dustin Johnson.....	69 (-3)	Sergio Garcia.....	138 (-6)
		Graeme McDowell.....	138 (-6)
		Ian Poulter.....	138 (-6)
		Dustin Johnson.....	198 (-18)
		Ian Poulter.....	201 (-15)
		Graeme McDowell.....	202 (-14)
		Graham DeLaet.....	204 (-12)
		Rory McIlroy.....	204 (-12)
		Justin Rose.....	204 (-12)



CUT: No cut. 77 of 78 players completed 72 holes.

WEATHER: Thursday: Cloudy and breezy, with a high of 69. Wind E at 10-15 mph. Friday: Partly cloudy and breezy, with a high of 69. Wind E at 10-15 mph. Saturday: Mostly cloudy, with a high of 72. Winds N at 3-6 mph. Sunday: Mostly cloudy, with a high of 72. NNW wind at 5-10 mph.

Winner: Dustin Johnson 69-63-66-66 264 \$1,400,000

Dustin Johnson.....	1	69-63-66-66	264/-24	\$1,400,000.00	Gonzalo Fdez-Castano.....	T39	67-71-70-76	284/-4	\$58,000.00
Ian Poulter.....	2	71-67-63-66	267/-21	850,000.00	Branden Grace.....	T39	77-71-67-69	284/-4	58,000.00
Graeme McDowell.....	3	69-69-64-66	268/-20	480,000.00	Haotong Li.....	T39	72-71-74-67	284/-4	58,000.00
Sergio Garcia.....	4	70-68-69-63	270/-18	365,000.00	David Lynn.....	T39	74-70-69-71	284/-4	58,000.00
Justin Rose.....	5	68-71-65-68	272/-16	300,000.00	Richard Sterne.....	T39	74-73-74-63	284/-4	58,000.00
Graham DeLaet.....	T6	71-68-65-69	273/-15	231,500.00	Chris Wood.....	T39	71-71-73-69	284/-4	58,000.00
Rory McIlroy.....	T6	65-72-67-69	273/-15	231,500.00	Ken Duke.....	T46	70-72-73-70	285/-3	52,500.00
Jamie Donaldson.....	T8	67-74-66-67	274/-14	161,666.67	Brian Gay.....	T46	71-72-72-70	285/-3	52,500.00
Bubba Watson.....	T8	68-69-69-68	274/-14	161,666.67	Thongchai Jaidee.....	T46	76-68-68-73	285/-3	52,500.00
Martin Kaymer.....	T8	70-74-62-68	274/-14	161,666.66	Jimmy Walker.....	T46	73-73-69-70	285/-3	52,500.00
Keegan Bradley.....	T11	71-68-68-68	275/-13	116,666.67	Hiroyuki Fujita.....	T50	75-70-68-73	286/-2	49,000.00
Ernie Els.....	T11	69-69-71-66	275/-13	116,666.67	Mike Hendry.....	T50	72-73-73-68	286/-2	49,000.00
Boo Weekley.....	T11	70-67-69-69	275/-13	116,666.66	Masahiro Kawamura.....	T50	73-72-70-71	286/-2	49,000.00
Phil Mickelson.....	14	71-68-72-65	276/-12	100,000.00	Ryan Moore.....	T50	70-74-69-73	286/-2	49,000.00
WC Liang.....	T15	72-67-72-66	277/-11	93,500.00	Michael Thompson.....	T50	74-72-68-72	286/-2	49,000.00
Louis Oosthuizen.....	T15	70-70-70-67	277/-11	93,500.00	Kiradech Aphibarnrat.....	T55	69-78-68-72	287/-1	46,250.00
Jordan Spieth.....	17	68-71-70-69	278/-10	90,000.00	Rickie Fowler.....	T55	74-70-70-73	287/-1	46,250.00
Tommy Fleetwood.....	T18	68-70-69-72	279/-9	87,000.00	John Merrick.....	T55	72-75-69-71	287/-1	46,250.00
Jin Jeong.....	T18	70-69-71-69	279/-9	87,000.00	Brandt Snedeker.....	T55	73-74-70-70	287/-1	46,250.00
Paul Casey.....	20	69-73-69-69	280/-8	84,000.00	Peter Uihlein.....	T55	71-73-73-70	287/-1	46,250.00
Gregory Bourdy.....	T21	75-68-67-71	281/-7	75,100.00	Lee Westwood.....	T55	71-73-68-75	287/-1	46,250.00
Bill Haas.....	T21	72-72-69-68	281/-7	75,100.00	Derek Ernst.....	T61	71-72-73-72	288/E	44,250.00
Peter Hanson.....	T21	70-73-70-68	281/-7	75,100.00	Darren Fichardt.....	T61	70-74-75-69	288/E	44,250.00
Scott Hend.....	T21	69-74-66-72	281/-7	75,100.00	Gaganjeet Bhullar.....	T63	69-71-75-74	289/1	43,500.00
Mikko Ilonen.....	T21	72-69-72-68	281/-7	75,100.00	Jonas Blixt.....	T63	70-75-74-70	289/1	43,500.00
Matteo Manassero.....	T21	72-70-70-69	281/-7	75,100.00	Stephen Gallacher.....	T63	73-73-72-71	289/1	43,500.00
Francesco Molinari.....	T21	72-69-70-70	281/-7	75,100.00	Ryo Ishikawa.....	T66	81-72-68-69	290/2	42,875.00
Scott Piercy.....	T21	72-73-68-68	281/-7	75,100.00	Daniel Popovic.....	T66	77-71-69-73	290/2	42,875.00
Bo Van Pelt.....	T21	77-67-66-71	281/-7	75,100.00	D.A. Points.....	T68	72-74-70-75	291/3	42,375.00
Jaco Van Zyl.....	T21	72-73-68-68	281/-7	75,100.00	Ashun Wu.....	T68	74-75-70-72	291/3	42,375.00
Luke Donald.....	T31	70-71-70-71	282/-6	68,000.00	David Howell.....	70	72-75-73-72	292/4	42,000.00
Henrik Stenson.....	T31	74-76-67-65	282/-6	68,000.00	Seuk-hyun Baek.....	71	81-68-69-75	293/5	41,750.00
Nick Watney.....	T31	75-74-67-66	282/-6	68,000.00	Miguel A. Jimenez.....	72	75-76-70-74	295/7	41,500.00
Mark Brown.....	T34	72-68-72-71	283/-5	64,000.00	Raphael Jacquelin.....	73	81-70-71-74	296/8	41,250.00
Jason Dufner.....	T34	73-67-71-72	283/-5	64,000.00	George Coetzee.....	74	75-77-74-71	297/9	41,000.00
Billy Horschel.....	T34	71-69-72-71	283/-5	64,000.00	Mu Hu.....	75	76-75-73-75	299/11	40,750.00
Wenyi Huang.....	T34	70-74-69-70	283/-5	64,000.00	Brett Rumford.....	76	75-77-79-72	303/15	40,500.00
Kevin Streelman.....	T34	70-73-72-68	283/-5	64,000.00	Huang Ming-jie.....	77	83-77-80-83	323/35	40,250.00
Thomas Bjorn.....	T39	74-72-70-68	284/-4	58,000.00					

2012 HSBC Champions

Mission Hills Golf Club; Guangdong, China
October 29-November 4, 2012

Purse: \$7,000,000

Par/Yards: 36-36—72/7,301

LEADERS	First Round	Second Round	Third Round
	Louis Oosthuizen 65 (-7)	Louis Oosthuizen 128 (-16)	Louis Oosthuizen 198 (-18)
	Adam Scott 65 (-7)	Ernie Els 133 (-11)	Lee Westwood 198 (-18)
	Peter Hanson 66 (-6)	Adam Scott 133 (-11)	Phil Mickelson 201 (-15)
	Shane Lowry 66 (-6)	Jason Dufner 134 (-10)	Ernie Els 202 (-14)
	Phil Mickelson 66 (-6)	Shane Lowry 134 (-10)	Bill Haas 202 (-14)
	Bubba Watson 66 (-6)	Ian Poulter 137 (T12)	Ian Poulter 202 (-14)
	Ian Poulter 69 (T16)		

CUT: No cut. 77 of 78 professionals completed 72 holes,



WEATHER: Overcast and mild. High of 75. Winds variable at 5-10 mph. Friday: Sunny and mild. High of 79. Winds variable at 5-10 mph. Saturday: Sunny and mild. High of 79. Winds variable at 8-10 mph. Sunday: Overcast and warm. High of 82. Winds variable at 5-10 mph.

Winner: Ian Poulter 69-68-65-65 267 \$1,200,000.00

Ian Poulter 1	69-68-65-65	267	\$1,200,000.00	Francesco Molinari T39	74-69-74-68	285	\$47,000.00
Jason Dufner T2	68-66-71-64	269	417,500.00	Thaworn Wiratchant T39	72-70-70-73	285	47,000.00
Ernie Els T2	70-63-69-67	269	417,500.00	Jamie Donaldson T42	71-74-71-70	286	43,500.00
Phil Mickelson T2	66-69-66-68	269	417,500.00	Marcus Fraser T42	73-72-70-71	286	43,500.00
Scott Piercy T2	68-68-68-65	269	417,500.00	Graeme McDowell T42	71-75-68-72	286	43,500.00
Louis Oosthuizen T6	65-63-70-72	270	190,000.00	Julien Quesne T42	71-71-71-73	286	43,500.00
Lee Westwood T6	70-67-61-72	270	190,000.00	Rafael Cabrera Bello T46	75-69-76-67	287	40,000.00
Adam Scott 8	65-68-71-67	271	155,000.00	Greg Chalmers T46	71-71-68-77	287	40,000.00
Martin Kaymer 9	68-69-67-68	272	140,000.00	Brendan Jones T46	74-69-70-74	287	40,000.00
Bill Haas 10	69-67-66-71	273	125,000.00	Jeev Milkha Singh T46	72-71-73-71	287	40,000.00
Hiroyuki Fujita T11	73-67-67-67	274	98,000.00	Mark Wilson T46	73-74-69-71	287	40,000.00
Prom Meesawat T11	67-70-69-68	274	98,000.00	Robert Garrigus T51	76-68-69-75	288	38,000.00
Thorbjorn Olesen T11	71-65-70-68	274	98,000.00	Brad Kennedy T51	73-77-67-71	288	38,000.00
Marcel Siem T11	71-70-66-67	274	98,000.00	Geoff Ogilvy T51	75-74-72-67	288	38,000.00
Brandt Snedeker T11	72-71-60-71	274	98,000.00	Nicolas Colsaerts T54	73-73-71-72	289	36,750.00
Carl Pettersson T16	70-68-66-71	275	80,500.00	Han Lee T54	73-70-75-71	289	36,750.00
Nick Watney T16	72-72-69-62	275	80,500.00	Robert Allenby T56	76-72-69-73	290	34,750.00
Gaganjeet Bhullar T18	73-68-63-72	276	75,000.00	George Coetzee T56	73-76-68-73	290	34,750.00
Luke Donald T18	68-68-69-71	276	75,000.00	Hyung-Sung Kim T56	78-70-70-72	290	34,750.00
Marc Leishman T18	73-68-65-70	276	75,000.00	Garth Mulroy T56	70-74-73-73	290	34,750.00
Thomas Bjorn T21	72-70-68-67	277	70,000.00	Jaco Van Zyl T56	74-75-70-71	290	34,750.00
Thongchai Jaidee T21	70-68-69-70	277	70,000.00	Xin-jun Zhang T56	75-69-76-70	290	34,750.00
Keegan Bradley T23	71-68-68-71	278	67,000.00	Branden Grace T62	75-76-70-70	291	32,500.00
Peter Hanson T24	66-71-73-69	279	62,250.00	Hennie Otto T62	76-73-71-71	291	32,500.00
Scott Hend T24	70-74-67-68	279	62,250.00	Danny Willett T62	74-73-71-73	291	32,500.00
WC Liang T24	72-73-66-68	279	62,250.00	Alvaro Quiros T65	72-76-68-76	292	31,000.00
Justin Rose T24	72-70-67-70	279	62,250.00	Richie Ramsay T65	78-71-72-71	292	31,000.00
Thomas Aiken T28	68-73-69-70	280	57,500.00	Kyle Stanley T65	79-70-74-69	292	31,000.00
Gonzalo Fdez-Castano T28	71-67-69-73	280	57,500.00	Jbe' Ikeda T68	83-72-71-67	293	30,000.00
John Senden T28	72-70-70-68	280	57,500.00	Kenichi Kuboya T69	77-83-66-69	295	29,000.00
Bernd Wiesberger T28	72-72-68-68	280	57,500.00	David Lynn T69	76-69-73-77	295	29,000.00
Shane Lowry 32	66-68-72-75	281	55,000.00	Toshinori Muto T69	74-71-76-74	295	29,000.00
Bubba Watson 33	66-72-69-75	282	54,000.00	Yuta Ikeda T72	70-70-82-75	297	27,500.00
Ik-Je Jang T34	68-71-72-72	283	52,500.00	David Lipsky T72	78-74-69-76	297	27,500.00
Tadahiro Takayama T34	73-69-70-71	283	52,500.00	Robert Rock T72	78-70-76-73	297	27,500.00
Paul Lawrie T36	69-71-72-72	284	50,000.00	Johnson Wagner T75	75-74-73-76	298	26,500.00
Joost Luiten T36	72-72-68-72	284	50,000.00	Siddikur Rahman T76	77-76-76-72	301	26,000.00
A-Shun Wu T36	68-70-71-75	284	50,000.00	Mu Hu T77	79-74-79-75	307	25,500.00
Dustin Johnson T39	67-68-84-66	285	47,000.00				

2011 HSBC Champions

Sheshan International Golf Club; Shanghai, China
October 31-November 6, 2011

Purse: \$7,000,000

Par/Yards: 36-36—72/7,266

First Round	Second Round	Third Round
Keegan Bradley 65 (-7)	Fredrik Jacobson 133 (-11)	Fredrik Jacobson 200 (-16)
Fredrik Jacobson 67 (-5)	Louis Oosthuizen 134 (-10)	Louis Oosthuizen 202 (-14)
Alexander Noren 67 (-5)	Adam Scott 134 (-10)	Adam Scott 203 (-13)
Bo Van Pelt 67 (-5)	Keegan Bradley 135 (-9)	Rory McIlroy 204 (-12)
K.J. Choi 68 (-4)	Paul Casey 136 (-8)	Lee Westwood 204 (-12)
Thongchai Jaidee 68 (-4)	Bo Van Pelt 136 (-8)	Martin Kaymer 205 (-11)
Justin Rose 68 (-4)	Martin Kaymer 137 (-7)	
David Toms 68 (-4)		
Martin Kaymer 69 (-3)		

CUT: No cut. All 78 professionals completed 72 holes.



WEATHER: Thursday: Mostly cloudy, with the high reaching 68. Winds variable at 5-10 mph. Friday: Mostly cloudy and humid, with the high reaching 68. There was light rain for approximately 90 minutes midway through the round. Lift, clean and place rules in effect. Winds variable at 6-12 mph. Saturday: Mostly cloudy and warmer, with the high reaching 71. Winds variable at 5-10 mph. Sunday: Mostly cloudy and cooler, with the high reaching 69. Winds NNE at 12-18 mph shifting to NE at 10-18 in the afternoon.

Winner: Martin Kaymer 69-68-68-63 268 \$1,200,000.00

Martin Kaymer 1	69-68-68-63	268	\$1,200,000.00	Miguel A. Jimenez T38	72-68-68-77	285	\$47,500.00
Fredrik Jacobson 2	67-66-67-71	271	675,000.00	Chinnarat Phadungsil T38	71-69-74-71	285	47,500.00
Graeme McDowell 3	69-69-67-67	272	430,000.00	Stuart Appleby T42	77-70-71-69	287	43,500.00
Paul Casey T4	70-66-70-67	273	258,333.33	Thomas Bjorn T42	72-71-71-73	287	43,500.00
Rory McIlroy T4	70-69-65-69	273	258,333.33	Bill Haas T42	74-69-68-76	287	43,500.00
Charl Schwartzel T4	70-69-69-65	273	258,333.33	Scott Stallings T42	70-74-72-71	287	43,500.00
Hunter Mahan T7	71-67-69-67	274	155,000.00	Ben Crane T46	75-71-74-68	288	40,500.00
Louis Oosthuizen T7	71-63-68-72	274	155,000.00	Hiroyuki Fujita T46	74-71-70-73	288	40,500.00
Justin Rose T7	68-70-70-66	274	155,000.00	Keith Horne T46	71-70-73-74	288	40,500.00
Jhonattan Vegas 10	69-73-65-68	275	125,000.00	Jung-gon Hwang T49	72-72-70-75	289	38,000.00
Adam Scott T11	69-65-69-73	276	110,000.00	Kyung-tae Kim T49	73-77-71-68	289	38,000.00
Bo Van Pelt T11	67-69-70-70	276	110,000.00	Paul Lawrie T49	72-71-72-74	289	38,000.00
Ian Poulter T13	70-68-69-71	278	90,000.00	Alexander Noren T49	67-75-70-77	289	38,000.00
Lee Westwood T13	69-68-67-74	278	90,000.00	Alvaro Quiros T49	72-67-71-79	289	38,000.00
Xin-jun Zhang T13	74-68-64-72	278	90,000.00	Siddikur Rahman T49	75-73-67-74	289	38,000.00
Keegan Bradley T16	65-70-72-72	279	79,333.33	Ashun Wu T49	72-69-70-78	289	38,000.00
K.J. Choi T16	68-70-72-69	279	79,333.33	Robert Karlsson T56	74-75-68-73	290	35,500.00
Simon Dyson T16	69-69-70-71	279	79,333.33	Geoff Ogilvy T56	75-69-69-77	290	35,500.00
John Senden 19	72-68-70-70	280	75,000.00	Mark Wilson T56	71-73-77-69	290	35,500.00
Nicolas Colsaerts T20	74-69-68-70	281	71,000.00	Tetsuji Hiratsuka T59	72-70-72-77	291	34,000.00
Lucas Glover T20	76-68-71-66	281	71,000.00	Michio Matsumura T59	74-71-71-75	291	34,000.00
Pablo Larrazabal T20	70-69-70-72	281	71,000.00	David Toms T59	68-76-71-76	291	34,000.00
Aaron Baddeley T23	69-68-73-72	282	62,500.00	Jim Furyk T62	78-68-73-73	292	32,500.00
Jonathan Byrd T23	71-68-70-73	282	62,500.00	Michael Hoey T62	76-70-74-72	292	32,500.00
Anders Hansen T23	71-69-70-72	282	62,500.00	WC Liang T62	72-73-71-76	292	32,500.00
Jbe' Kruger T23	70-70-68-74	282	62,500.00	S.S.P. Chowrasia 65	73-74-73-73	293	31,500.00
Francesco Molinari T23	70-70-71-71	282	62,500.00	Kiradech Aphibarnrat T66	79-72-71-72	294	30,750.00
Jeev Milkha Singh T23	72-73-69-68	282	62,500.00	D.A. Points T66	73-71-73-77	294	30,750.00
Harrison Frazer T29	70-75-64-74	283	56,500.00	Chez Reavie 68	70-75-68-82	295	30,000.00
Yuta Ikeda T29	70-71-68-74	283	56,500.00	Matteo Manassero 69	82-71-70-73	296	29,500.00
Thongchai Jaidee T29	68-69-72-74	283	56,500.00	Thomas Aiken 70	76-75-69-77	297	29,000.00
Rory Sabbatini T29	69-71-71-72	283	56,500.00	David Gleeson 71	71-70-76-81	298	28,500.00
Ernie Els T33	75-69-72-68	284	52,000.00	Alistair Presnell T72	75-75-73-76	299	27,750.00
Peter Hanson T33	69-73-71-71	284	52,000.00	Chan Yih-shin T72	75-74-76-74	299	27,750.00
Robert Rock T33	70-70-71-73	284	52,000.00	Hao Yuan 74	72-78-74-76	300	27,000.00
Lee Slattery T33	76-71-68-69	284	52,000.00	Pablo Martin 75	76-71-74-80	301	26,500.00
Nick Watney T33	71-75-71-67	284	52,000.00	Tom Lewis 76	78-71-72-83	304	26,000.00
Darren Clarke T38	73-76-67-69	285	47,500.00	Adam Bland 77	75-76-81-80	312	25,500.00
Jim Herman T38	74-70-73-68	285	47,500.00	Bobby Gates WD	75-68-69	212	

2010 HSBC Champions

Sheshan International Golf Club; Shanghai, China
November 4-7, 2010

Purse: \$7,000,000

Par/Yards: 36-36—72/7,266

LEADERS	First Round	Second Round	Third Round
	Francesco Molinari..... 65 (-7)	Francesco Molinari..... 135 (-9)	Francesco Molinari..... 202 (-14)
	Lee Westwood..... 66 (-6)	Lee Westwood..... 136 (-8)	Lee Westwood..... 203 (-13)
	Yuta Ikeda..... 67 (-5)	Ernie Els..... 137 (-7)	Luke Donald..... 206 (-10)
	Seung-yul Noh..... 67 (-5)	Richie Ramsay..... 137 (-7)	Ernie Els..... 208 (-8)
	Henrik Stenson..... 67 (-5)	Jaco Van Zyl..... 137 (-7)	Ross Fisher..... 208 (-8)
	Luke Donald..... 68 (-4)	Luke Donald..... 138 (-6)	Richie Ramsay..... 208 (-8)
	Pablo Martin..... 68 (-4)	Ross Fisher..... 139 (-5)	Jaco van Zyl..... 209 (-7/8)
	Tiger Woods..... 68 (-4)	Seung yul Noh..... 139 (-5)	

CUT: No cut. 77 of 78 professionals completed 72 holes.



WEATHER: Thursday: Partly cloudy with a high of 79 degrees. S winds 6-12 mph. Friday: Partly cloudy and cool in the morning, with a high temperature in the lower 80s. Light, variable winds. Saturday: Hazy sunshine and cool, with a high temperature of 79 degrees and calm winds. Sunday: Due to morning fog, the start of the final round was delayed 75 minutes from 8:35 a.m. until 9:50 a.m. Afternoon temperatures reached into the low 80s, under hazy skies with calm winds.

Winner: Francesco Molinari 65-70-67-67 269 \$1,200,000.00

Francesco Molinari..... 1	65-70-67-67	269	\$1,200,000.00	Carl Pettersson..... T39	71-73-71-73	288	\$47,500.00
Lee Westwood..... 2	66-70-67-67	270	675,000.00	Ryo Ishikawa..... T41	72-71-71-75	289	44,000.00
Luke Donald..... T3	68-70-68-73	279	372,500.00	Miguel A. Jimenez..... T41	72-70-75-72	289	44,000.00
Richie Ramsay..... T3	69-68-71-71	279	372,500.00	Kyung-tae Kim..... T41	72-69-75-73	289	44,000.00
Rory McIlroy..... 5	71-71-71-67	280	250,000.00	Phil Mickelson..... T41	69-71-76-73	289	44,000.00
Fredrik Andersson Hed..... T6	69-71-71-70	281	145,714.29	Edoardo Molinari..... T41	72-71-76-70	289	44,000.00
Paul Casey..... T6	73-71-67-70	281	145,714.29	Hiroiyuki Fujita..... T46	75-75-70-70	290	40,750.00
Ernie Els..... T6	72-65-71-73	281	145,714.29	Ryan Palmer..... T46	69-72-74-75	290	40,750.00
Retief Goosen..... T6	70-74-69-68	281	145,714.29	Arjun Atwal..... T48	73-71-73-74	291	39,500.00
Richard Green..... T6	72-68-73-68	281	145,714.29	David Horsey..... T48	71-74-74-72	291	39,500.00
Peter Hanson..... T6	73-69-70-69	281	145,714.29	Heath Slocum..... T48	71-72-78-70	291	39,500.00
Tiger Woods..... T6	68-72-73-68	281	145,714.29	Camilo Villegas..... T51	75-70-78-69	292	38,250.00
Ian Poulter..... T13	70-70-73-69	282	90,000.00	Y.E. Yang..... T51	69-74-73-76	292	38,250.00
Henrik Stenson..... T13	67-74-72-69	282	90,000.00	Jason Bohn..... T53	72-75-72-74	293	36,500.00
Jaco Van Zyl..... T13	71-66-72-73	282	90,000.00	Rhys Davies..... T53	76-70-72-75	293	36,500.00
Ross Fisher..... T16	69-70-69-75	283	77,200.00	Andrew Dodt..... T53	73-68-80-72	293	36,500.00
Padraig Harrington..... T16	70-70-70-73	283	77,200.00	Matteo Manassero..... T53	71-70-81-71	293	36,500.00
Pablo Martin..... T16	68-73-71-71	283	77,200.00	Alvaro Quiros..... T53	74-78-70-71	293	36,500.00
Seung-yul Noh..... T16	67-72-71-73	283	77,200.00	Michael Sim..... T58	72-79-74-69	294	34,750.00
Charl Schwartzel..... T16	74-70-67-72	283	77,200.00	Shunsuke Sonoda..... T58	72-77-78-67	294	34,750.00
Robert Allenby..... T21	72-68-72-72	284	68,000.00	Tetsuji Hiratsuka..... T60	71-71-80-73	295	33,500.00
Bill Haas..... T21	72-71-72-69	284	68,000.00	Michio Matsumura..... T60	71-74-75-75	295	33,500.00
Hunter Mahan..... T21	70-73-71-70	284	68,000.00	Thaworn Wiratchant..... T60	75-76-73-71	295	33,500.00
Nick Watney..... T21	72-68-74-70	284	68,000.00	Marcus Fraser..... T63	72-76-73-76	297	31,750.00
Tim Clark..... T25	72-70-70-73	285	60,200.00	Anders Hansen..... T63	71-74-79-73	297	31,750.00
Rickie Fowler..... T25	71-74-72-68	285	60,200.00	Alistair Presnell..... T63	74-75-74-74	297	31,750.00
Brendan Jones..... T25	76-72-69-68	285	60,200.00	Liang Wen-Chong..... T63	79-73-76-69	297	31,750.00
Anthony Kim..... T25	73-72-70-70	285	60,200.00	Pariya Junhasavasdikul..... T67	74-80-72-72	298	30,250.00
Adam Scott..... T25	69-73-73-70	285	60,200.00	Danny Willett..... T67	77-69-75-77	298	30,250.00
K.J. Choi..... T30	72-71-71-72	286	55,500.00	Stuart Appleby..... T69	72-73-74-80	299	29,000.00
Ben Crane..... T30	71-71-74-70	286	55,500.00	Simon Khan..... T69	76-73-76-74	299	29,000.00
Yuta Ikeda..... T30	67-75-76-68	286	55,500.00	Bill Lunde..... T69	78-72-79-70	299	29,000.00
Martin Kaymer..... T30	72-69-74-71	286	55,500.00	Wu Kang-chun..... T72	75-77-75-74	301	27,750.00
Darren Fichardt..... T34	73-72-70-72	287	51,000.00	Louis Oosthuizen..... T72	69-80-80-72	301	27,750.00
Richard S. Johnson..... T34	70-70-77-70	287	51,000.00	Kiradech Aphibarnrat..... 74	78-75-73-77	303	27,000.00
Robert Karlsson..... T34	71-73-73-70	287	51,000.00	Chao Li..... 75	79-79-75-71	304	26,500.00
Graeme McDowell..... T34	74-71-73-69	287	51,000.00	Mardan Mamat..... 76	75-76-75-80	306	26,000.00
Katsumasa Miyamoto..... T34	69-75-77-66	287	51,000.00	Hao Yuan..... 77	79-75-79-75	308	25,500.00
Gregory Bourdy..... T39	73-74-73-68	288	47,500.00				


2009 HSBC Champions

Sheshan International Golf Club; Shanghai, China
November 5-8, 2009

Purse: \$7,000,000

Par/Yards: 36-36—72/7,199

LEADERS	First Round	Second Round	Third Round
	Nick Watney..... 64 (-8)	Nick Watney..... 134 (-10)	Phil Mickelson 202 (-14)
	Martin Kaymer..... 66 (-6)	Tiger Woods..... 134 (-10)	Tiger Woods..... 204 (-12)
	Ryan Moore..... 66 (-6)	Ryan Moore..... 135 (-9)	Nick Watney..... 204 (-12)
	Shane Lowry..... 66 (-6)	Alvaro Quiros..... 135 (-9)	Ryan Moore..... 205 (-11)
	Paul Casey..... 67 (-5)	Phil Mickelson 135 (-9)	Lee Westwood..... 206 (-10)
	Tiger Woods..... 67 (-5)	Anthony Kim..... 136 (-8)	Jyoti Randhawa..... 208 (-8)
	Anthony Kim..... 67 (-5)		Anthony Kim..... 208 (-8)
	Lin Wen-tang..... 67 (-5)		
	Phil Mickelson 69 (T13)		



CUT: There was no cut. 77 of 78 professionals completed 72 holes.


WEATHER: Thursday: Sunny and warm, with a high of 73 degrees. S winds 6-12 mph. Friday: Mostly sunny and unseasonably warm. High of 81 with SW winds 10-15 mph. Saturday: Hazy sunshine and muggy. High of 79. Winds S 10-15 mph. Sunday: Mostly sunny and warm with a high of 83. Winds SW 6-12 mph.

Winner: Phil Mickelson 69-66-67-69 271 \$1,200,000.00

Phil Mickelson..... 1	69-66-67-69	271	\$1,200,000.00	Jason Dufner..... T40	69-71-73-74	287	\$45,000.00
Ernie Els..... 2	70-71-68-63	272	675,000.00	WC Liang..... T40	73-73-73-68	287	45,000.00
Ryan Moore..... 3	66-69-70-68	273	430,000.00	Garth Mulroy..... T40	69-72-76-70	287	45,000.00
Rory McIlroy..... 4	73-68-70-63	274	315,000.00	Rod Pampling..... T40	69-72-75-71	287	45,000.00
Nick Watney..... 5	64-70-70-71	275	250,000.00	Henrik Stenson..... T40	69-72-74-72	287	45,000.00
Martin Kaymer..... T6	66-74-69-67	276	190,000.00	Greg Chalmers..... T45	72-74-73-69	288	40,333.33
Tiger Woods..... T6	67-67-70-72	276	190,000.00	Gonzalo Fdez-Castano... T45	73-73-72-70	288	40,333.33
Alvaro Quiros..... T8	69-66-76-66	277	147,500.00	Ricardo Gonzalez..... T45	74-71-70-73	288	40,333.33
Lee Westwood..... T8	70-71-65-71	277	147,500.00	Ian Poulter..... T45	72-69-79-68	288	40,333.33
Retief Goosen..... T10	71-71-68-68	278	99,571.43	Rory Sabbatini..... T45	74-68-76-70	288	40,333.33
Anthony Kim..... T10	67-69-72-70	278	99,571.43	Oliver Wilson..... T45	71-72-73-72	288	40,333.33
Soren Kjeldsen..... T10	69-72-71-66	278	99,571.43	Stewart Cink..... T51	71-74-75-69	289	38,000.00
Daisuke Maruyama..... T10	72-69-74-63	278	99,571.43	Yuta Ikeda..... T51	73-73-71-72	289	38,000.00
Francesco Molinari..... T10	73-67-70-68	278	99,571.43	Prayad Marksaeng..... T51	81-69-70-69	289	38,000.00
Geoff Ogilvy..... T10	72-74-65-67	278	99,571.43	Christian Cevaer..... T54	73-77-71-69	290	36,500.00
Pat Perez..... T10	68-69-75-66	278	99,571.43	Jerry Kelly..... T54	71-75-74-70	290	36,500.00
Ryo Ishikawa..... T17	72-67-70-70	279	78,000.00	Martin Laird..... T54	72-74-73-71	290	36,500.00
Koumei Oda..... T17	70-69-72-68	279	78,000.00	Michael Jonzon..... T57	72-74-73-72	291	35,000.00
Thongchai Jaidee..... T19	71-69-70-70	280	72,000.00	Thomas Levet..... T57	77-77-72-65	291	35,000.00
Matt Kuchar..... T19	68-72-72-68	280	72,000.00	Steve Marino..... T57	77-70-74-70	291	35,000.00
Alexander Noren..... T19	70-71-71-68	280	72,000.00	Chih-Bing Lam..... T60	71-74-75-72	292	33,750.00
Jyoti Randhawa..... T19	68-70-70-72	280	72,000.00	Richard Sterne..... T60	74-73-72-73	292	33,750.00
Robert Allenby..... T23	73-69-70-69	281	66,000.00	Nathan Green..... T62	79-77-72-65	293	32,750.00
Sergio Garcia..... T23	75-70-69-67	281	66,000.00	Sean O'Hair..... T62	74-71-76-72	293	32,750.00
Brian Gay..... T25	69-69-72-72	282	61,333.33	Jeppe Huldahl..... T64	76-72-73-73	294	31,750.00
Padraig Harrington..... T25	74-69-72-67	282	61,333.33	Mark Murless..... T64	71-76-79-68	294	31,750.00
Camilo Villegas..... T25	70-69-73-70	282	61,333.33	Danny Lee..... T66	74-71-76-74	295	30,750.00
Simon Dyson..... T28	72-69-72-70	283	58,000.00	Lian-Wei Zhang..... T66	73-70-80-72	295	30,750.00
Ross Fisher..... T28	70-70-72-71	283	58,000.00	Thomas Aiken..... T68	74-78-73-71	296	29,750.00
Shane Lowry..... T28	66-74-71-72	283	58,000.00	Anthony Kang..... T68	75-76-76-69	296	29,750.00
Mark Brown..... T31	71-74-71-68	284	55,500.00	Peter Hedblom..... T70	77-71-76-74	298	28,500.00
Peter Hanson..... T31	72-72-75-65	284	55,500.00	Daniel Alfredo Vancsik.. T70	74-74-74-76	298	28,500.00
Shingo Katayama..... T33	75-68-77-65	285	51,000.00	Ashun Wu..... T70	74-71-83-70	298	28,500.00
James Kingston..... T33	70-70-75-70	285	51,000.00	Jean Hugo..... T73	78-76-74-71	299	27,500.00
Wen-Tang Lin..... T33	67-72-70-76	285	51,000.00	Gaganjeet Bhullar..... T74	74-76-76-74	300	26,500.00
Chapchai Nirat..... T33	71-74-70-70	285	51,000.00	Nick Dougherty..... T74	68-80-76-76	300	26,500.00
Jeev M. Singh..... T33	73-72-70-70	285	51,000.00	C Muniyappa..... T74	74-69-78-79	300	26,500.00
Scott Strange..... T33	71-72-74-68	285	51,000.00	Wei-Huang Wu..... T77	74-78-75-74	301	25,500.00
Y.E. Yang..... T33	72-71-75-67	285	51,000.00				

Additional Information

The par-3 17th hole at Austin Country Club



Walter Hagen Cup

The Walter Hagen Cup

Each year the Walter Hagen Cup is awarded to the champion of the World Golf Championships-Dell Technologies Match Play.

The Walter Hagen Cup was designed and produced by Wedgwood, a sister company of Waterford Crystal. Josiah Wedgwood's 1774 invention of Jasper is exquisitely interpreted in a handcrafted trophy featuring precious metal components and embellishments.

The winner of each of the World Golf Championships is awarded a Wedgwood trophy named after a great international figure in the game. The Gary Player Cup is awarded to the champion of the Bridgestone Invitational. The winner of the Mexico Championship receives the Gene Sarazen Cup.



Walter Hagen

In addition to being one of the game's best players, Walter Hagen was perhaps golf's greatest showman. Hagen was golf's first full-time touring professional. He won 40 times on the PGA TOUR, including 11 times in major championships. It is appropriate that the World Golf Championships-Dell Technologies Match Play trophy bears his name as he was perhaps the greatest match player in history. He won five PGA Championships in match play, including four consecutive from 1924-1927. He once won 22 straight 36-hole matches in the PGA and 32 out of 33 between the first round in 1921 and the fourth round of 1928. In six Ryder Cup matches, his record was 7-1-1. Hagen, an inaugural member of the World Golf Hall of Fame, also won two U.S. Opens and four Open Championships.



2017-2018 World Golf Championships Schedule

October 25 - 29, 2017

World Golf Championships-HSBC Champions

Sheshan International Golf Club

Shanghai, CHINA

2017 Champion: Justin Rose

February 26 - March 4, 2018

World Golf Championships-Mexico Championship

Club de Golf Chapultepec

Mexico City, MEX

2017 Champion: Dustin Johnson

March 19-25, 2018

World Golf Championships-Dell Technologies Match Play

Austin Country Club

Austin, Texas, USA

2017 Champion: Dustin Johnson

July 30-August 5, 2018

World Golf Championships-Bridgestone Invitational

Firestone Country Club (South Course)

Akron, Ohio, USA

2017 Champion: Hideki Matsuyama

