



# MEDIA GUIDE

---

**AUGUST 1-5, 2018**

FIRESTONE COUNTRY CLUB



**BRIDGESTONE**

INVITATIONAL

PLAYERS DEPICTED ARE EXPECTED TO COMPETE. APPEARANCE IS SUBJECT TO CHANGE. NO REFUNDS OR EXCHANGES



# Table of Contents

Welcome from Bridgestone.....	2	Results of 2016 Cadillac Championship.....	132
Schedule of Events.....	3	Results of 2015 Cadillac Championship.....	133
Media Facts.....	4-5	Results of 2014 Cadillac Championship.....	134
Tournament Officials/2018 Scorecard.....	6	Results of 2013 Cadillac Championship.....	135
HISTORY OF THE BRIDGESTONE INVITATIONAL.....	7-48	Results of 2012 Cadillac Championship.....	136
Results of 2017 Bridgestone Invitational.....	8	Results of 2011 Cadillac Championship.....	137
Results of 2016 Bridgestone Invitational.....	9	Results of 2010 CA Championship.....	138
Results of 2015 Bridgestone Invitational.....	10	Results of 2009 CA Championship.....	139
Results of 2014 Bridgestone Invitational.....	11	Results of 2008 CA Championship.....	140
Results of 2013 Bridgestone Invitational.....	12	Results of 2007 CA Championship.....	141
Results of 2012 Bridgestone Invitational.....	13	Results of 2006 American Express Championship.....	142
Results of 2011 Bridgestone Invitational.....	14	Results of 2005 American Express Championship.....	143
Results of 2010 Bridgestone Invitational.....	15	Results of 2004 American Express Championship.....	144
Results of 2009 Bridgestone Invitational.....	16	Results of 2003 American Express Championship.....	145
Results of 2008 Bridgestone Invitational.....	17	Results of 2002 American Express Championship.....	146
Results of 2007 Bridgestone Invitational.....	18	Results of 2001 American Express Championship.....	147
Results of 2006 Bridgestone Invitational.....	19	Results of 2000 American Express Championship.....	148
Results of 2005 NEC Invitational.....	20	Results of 1999 American Express Championship.....	149
Results of 2004 NEC Invitational.....	21	HSBC Champions Facts.....	150
Results of 2003 NEC Invitational.....	22	Results of 2017-18 HSBC Champions.....	151
Results of 2002 NEC Invitational.....	23	Results of 2016-17 HSBC Champions.....	152
Results of 2001 NEC Invitational.....	24	Results of 2015 HSBC Champions.....	153
Results of 2000 NEC Invitational.....	25	Results of 2014 HSBC Champions.....	154
Results of 1999 NEC Invitational.....	26	Results of 2013 HSBC Champions.....	155
Bridgestone Invitational Records.....	27-28	Results of 2012 HSBC Champions.....	156
Breakdown of Round Leaders.....	29	Results of 2011 HSBC Champions.....	157
Bridgestone Invitational Top-10 Finishes.....	30	Results of 2010 HSBC Champions.....	158
Bridgestone Invitational Money Leaders.....	31	Results of 2009 HSBC Champions.....	159
Bridgestone Invitational Career Stroke Averages.....	31	FIRESTONE COUNTRY CLUB.....	160-188
Bridgestone Invitational Player Records.....	32-50	18-Year Ranking of Holes at Firestone.....	161
PLAYER RECORDS.....	51-104	Round-by-Round Scoring Averages.....	161
Player Bios.....	52-103	Scoring Averages.....	162
WORLD GOLF CHAMPIONSHIPS.....	105-159	2017 Hole-by-Hole.....	163
Dell Technologies Match Play Facts.....	106-107	2016 Hole-by-Hole.....	164
Results of 2018 Dell Technologies Match Play.....	108	2015 Hole-by-Hole.....	165
Results of 2017 Dell Technologies Match Play.....	109	2014 Hole-by-Hole.....	166
Results of 2016 Dell Match Play.....	110	2013 Hole-by-Hole.....	167
Results of 2015 Cadillac Match Play.....	111	2012 Hole-by-Hole.....	168
Results of 2014 Accenture Match Play Championship.....	112	2011 Hole-by-Hole.....	169
Results of 2013 Accenture Match Play Championship.....	113	2010 Hole-by-Hole.....	170
Results of 2012 Accenture Match Play Championship.....	114	2009 Hole-by-Hole.....	171
Results of 2011 Accenture Match Play Championship.....	115	2008 Hole-by-Hole.....	172
Results of 2010 Accenture Match Play Championship.....	116	2007 Hole-by-Hole.....	173
Results of 2009 Accenture Match Play Championship.....	117	2006 Hole-by-Hole.....	174
Results of 2008 Accenture Match Play Championship.....	118	2005 Hole-by-Hole.....	175
Results of 2007 Accenture Match Play Championship.....	119	2004 Hole-by-Hole.....	176
Results of 2006 Accenture Match Play Championship.....	120	2003 Hole-by-Hole.....	177
Results of 2005 Accenture Match Play Championship.....	121	2002 Hole-by-Hole.....	178
Results of 2004 Accenture Match Play Championship.....	122	2001 Hole-by-Hole.....	179
Results of 2003 Accenture Match Play Championship.....	123	2000 Hole-by-Hole.....	180
Results of 2002 Accenture Match Play Championship.....	124	1999 Hole-by-Hole.....	181
Results of 2001 Accenture Match Play Championship.....	125	Past events at Firestone Country Club.....	182
Results of 2000 Accenture Match Play Championship.....	126	NEC World Series of Golf Tournament Records.....	183
Results of 1999 Accenture Match Play Championship.....	127	Scoring Records for the PGA Championship.....	184
Mexico Championship Facts.....	128-129	American Golf Classic Records.....	185
Results of 2018 Mexico Championship.....	130	Rubber City Open Invitational Tournament Records.....	186
Results of 2017 Mexico Championship.....	131	Hole-by-Hole Descriptions.....	187-189
		2017-18 World Golf Championships Schedule.....	Back Cover

# Welcome from Bridgestone

On behalf of the Bridgestone Global Group of companies, it is my pleasure to welcome you to the legendary Firestone Country Club for the 2018 World Golf Championships-Bridgestone Invitational. Since 2006, this unparalleled stroke-play championship has been a showcase of the world's top professional golfers, each of whom epitomizes performance, excellence and passion.

This is a very special year in Akron, as we celebrate 65 years of professional golf at Firestone Country Club and the 150th anniversary of the birth of the course's founder, Harvey Firestone. On August 3, 1900, he started the Firestone Tire and Rubber Company in this community with 12 employees and a dream to build a global business. Thirty years later, Shojiro Ishibashi created the Bridgestone Tire Company in Japan with the mission to Serve Society with Superior Quality. Now in 2018, we also celebrate the 30th anniversary of the partnership share by these two great companies, whose merger in 1988 made Bridgestone Corporation the world's largest tire and rubber company.

At Bridgestone, our passion is your journey through life - which is why we are committed to delivering products and services that improve the way people move, live, work and play. As a global leader, we are driven to provide innovation throughout an extensive product portfolio that includes tires, bicycles, industrial air springs, building products, seismic isolation rubber and sporting goods. Additionally, the company's "Our Way to Serve" corporate social responsibility commitment is focused on making the communities in which we work even better places to live.

We are privileged to be part of the positive impact that professional golf has made in this community over the past 65 years, and we are proud to help ensure it will continue into the future through the Bridgestone SENIOR PLAYERS Championship starting in 2019. We thank the PGA TOUR, the team here at Firestone Country Club, the dedicated volunteers and the passionate fans who help make professional golf in Akron such a success here year after year.

On behalf of our entire Bridgestone global family of companies, I hope you enjoy the excitement and energy of the 2018 Bridgestone Invitational!

Masaaki Tsuya  
Chairman of the Board  
CEO and Representative Executive Officer  
Bridgestone Corporation



# **BRIDGESTONE**

# Schedule of Events

## Monday, July 30, 2018

Course Closed to Public

7 a.m. - 5 p.m.

Player Registration  
Practice Round for Professionals

## Tuesday, July 31, 2018

Course Closed to Public

7 a.m. - 5 p.m.

Player Registration  
Practice Round for Professionals

## Wednesday, August 1, 2018

7:30 a.m.

Gates open to public  
Practice Round for Professionals

12:30 p.m.

Arnie's March Kids Outing - Fan Zone

1:30 p.m.

Green Monster Challenge Charity Shootout with PGA TOUR player

2:15 - 3 p.m.

Arnie's March - Fan Zone (Start of Walk)

4:15 p.m.

65th Anniversary Plaque Unveiling - Clubhouse Patio

6 p.m.

Ambassador of Golf Ceremony

## Thursday, August 2, 2018

8 a.m.

Gates open to public

9:20 a.m.

First Round of Competition – twosomes off No. 1 and No. 10 tees

9 a.m. - 2 p.m.

PGA TOUR LIVE - Featured Groups

2 - 6:30 p.m.

PGA TOUR LIVE - Featured Holes

1 - 6:30 p.m.

PGA TOUR Radio (SiriusXM and PGA TOUR Digital platforms)

1:30 - 6:30 p.m.

GOLF Channel

6 p.m.

Bridgestone Media Function - Green Monster Challenge

## Friday, August 3, 2018

8 a.m.

Gates open to public

9:20 a.m.

Second Round of Competition – twosomes off No. 1 and No. 10 tees

9 a.m. - 2 p.m.

PGA TOUR LIVE - Featured Groups

2 - 6:30 p.m.

PGA TOUR LIVE - Featured Holes

1 - 6:30 p.m.

PGA TOUR Radio (SiriusXM and PGA TOUR Digital platforms)

1:30 - 6:30 p.m.

GOLF Channel

## Saturday, August 4, 2018

7 a.m.

Gates open to public

7:45 a.m.

Third Round of Competition – twosomes off No. 1

8 a.m. - 12 p.m.

Facebook Watch - Featured Groups

12 - 6 p.m.

PGA TOUR LIVE - Featured Groups

9:45 a.m.

Military Recognition Ceremony - Fan Zone

Noon - 1:30 p.m.

GOLF Channel

1 - 6 p.m.

PGA TOUR Radio (SiriusXM and PGA TOUR Digital platforms)

2 - 6 p.m.

CBS

## Sunday, August 5, 2018

7 a.m.

Gates open to public

7:45 a.m.

Final Round of Competition – twosomes off No. 1

8 a.m. - 12 p.m.

Facebook Watch - Featured Groups

12 - 6 p.m.

PGA TOUR LIVE - Featured Groups

Noon - 1:30 p.m.

GOLF Channel

1 - 6 p.m.

PGA TOUR Radio (SiriusXM and PGA TOUR Digital platforms)

2 - 6 p.m.

CBS

Closing Ceremony – 18th Green

# 2018 Bridgestone Invitational Media Facts

## EVENT:

World Golf Championships-Bridgestone Invitational (WGC-Bridgestone Invitational on second reference)



The Bridgestone Invitational is one of four World Golf Championships sanctioned and organized by the operational committee of the International Federation of PGA Tours, which includes the Asian Tour, Japan Golf Tour, PGA TOUR, PGA Tour of Australasia and Southern Africa Tour. The other World Golf Championships include the Mexico Championship, Dell Technologies Match Play and HSBC Champions.

## DATE:

July 31- August 5, 2018

## SITE:

Firestone Country Club (South Course), Akron, Ohio

## PAR/YARDAGE:

Par: 35-35=70/7,400

## 2017 CHAMPION:

Hideki Matsuyama, 264 (-16)

## ARCHITECT:

Bert Way (1929), Robert Trent Jones (1960)

## FORMAT:

Four-day, 72-hole stroke-play competition; no cut

## PURSE:

\$10 million (US); \$1.7 million to the winner  
Prize money will be considered official on each player's home Tour.

## ELIGIBILITY:

- Playing members of the 2017 U.S. and International Presidents Cup teams.
- The top-50 players, including any tied for 50th place, from the Official World Golf Ranking as of Monday, July 23, 2018 and Monday, July 30, 2018.
- Tournament winners, whose victories are considered official, of tournaments from the Federation Tours since the prior year's Bridgestone Invitational (with an Official World Golf Ranking Strength of Field Rating of 115 points or more).
- The winner of the following tournaments from each of the following Tours: Japan Golf Tour Championship (2018) and Bridgestone Open (2017) from the Japan Golf Tour; Australian PGA Championship (2017) from the Australasian Tour; Dimension Data Pro-Am (2018) from the Southern Africa Tour; and Indonesian Masters (2017) from the Asian Tour.

## TV LISTINGS:

The Bridgestone Invitational is broadcast to more than 1 billion households in 227 countries and territories in 32 languages.

Thursday and Friday	1:30 - 6:30 p.m.	GOLF Channel
Saturday and Sunday	2 - 6 p.m.	CBS

## TROPHY:

Gary Player Cup

## WEBSITE:

[www.worldgolfchampionships.com](http://www.worldgolfchampionships.com)

## TICKETS:

Tickets may be purchased by visiting [www.worldgolfchampionships.com](http://www.worldgolfchampionships.com) or calling 1-844-868-7465.

## 2018 Bridgestone Invitational Media Facts (cont.)

### CHARITABLE PROCEEDS:

The Bridgestone Invitational annually donates approximately \$1 million to charities throughout Northeast Ohio. Over the years, professional golf at Firestone Country Club has donated more than \$27 million to worthy causes in Northeast Ohio. The tournament's signature charities are Akron Children's Hospital and University Hospital Rainbow Babies & Children's Hospital. In addition, the LeBron James Family Foundation, Flashes of Hope and The First Tee Chapters of Akron, Cleveland and Canton have benefitted. For more information on the charities that have benefitted or to find out how to submit a grant request, log on to [www.nogcf.org](http://www.nogcf.org).

In conjunction with Northern Ohio Golf Charities, approximately 1,000 volunteers donate their time to make the Bridgestone Invitational a success.

### ABOUT BRIDGESTONE:

Bridgestone Corporation, headquartered in Tokyo, is the world's largest tire and rubber company. In addition to tires for use in a wide variety of applications, it also manufactures a broad range of diversified products, which include industrial rubber and chemical products and sporting goods. Its products are sold in over 150 nations and territories around the world.

### ABOUT BRIDGESTONE AMERICAS, INC.:

Nashville, Tenn.-based Bridgestone Americas, Inc. (BSAM) is the U.S. subsidiary of Bridgestone Corporation, the world's largest tire and rubber company. BSAM and its subsidiaries develop, manufacture and market a wide range of Bridgestone, Firestone and associate brand tires to address the needs of a broad range of customers, including consumers, automotive and commercial vehicle original equipment manufacturers, and those in the agricultural, forestry and mining industries. The companies are also engaged in retreading operations throughout the Western Hemisphere and produce air springs, roofing materials, and industrial fibers and textiles. The BSAM family of companies also operates the world's largest chain of automotive tire and service centers. Guided by its One Team, One Planet message, the company is dedicated to achieving a positive environmental impact in all of the communities it calls home.

### UMBRELLA SPONSORS:

Bridgestone, HSBC, Grupo Salinas, Dell Technologies

### SOCIAL MEDIA:

Facebook: /BridgestoneInvitational

Twitter: @WGC\_Bridgestone

Instagram: @wgc\_bridgestone

### CHAMPIONSHIP OFFICE:

World Golf Championships-Bridgestone Invitational  
440 E. Warner Road

Akron, OH 44319

Phone: 330-644-2299, Fax: 330-644-7187

EXECUTIVE DIRECTOR: Don Padgett III

TOURNAMENT SERVICES SR. MANAGER: Meghan Costello

TOURNAMENT SERVICES MANAGER: David Utlak

SALES MANAGER: Alexandria Grilliot

OPERATIONS MANAGER: Blake Kuehner

NORTHERN OHIO GOLF CHARITIES: Nancy Musci

### MEDIA CONTACTS:

Don Padgett III, Executive Director, Bridgestone Invitational  
330-644-2299, [dpadgett@pgatourhq.com](mailto:dpadgett@pgatourhq.com)

Jamie Dalton, Falls Communications, Public Relations  
216-696-0229, [jdalton@fallscommunications.com](mailto:jdalton@fallscommunications.com)

Alissa Kiktavy, Falls Communications, Public Relations  
216-696-0229, [akiktavy@fallscommunications.com](mailto:akiktavy@fallscommunications.com)

Michael Baliker, Communications Manager, PGA TOUR  
904-273-7664, [michaelbaliker@pgatourhq.com](mailto:michaelbaliker@pgatourhq.com)

Nick Parker, Communications Manager, PGA TOUR  
904-806-4582, [nickparker@pgatourhq.com](mailto:nickparker@pgatourhq.com)

Chris Reimer, Senior Director of Communications, PGA TOUR  
904-273-3286, [chrisreimer@pgatourhq.com](mailto:chrisreimer@pgatourhq.com)

# Tournament Officials

## Tournament Staff

Executive Director – Don Padgett III  
 Sr. Tournament Services Manager – Meghan Costello  
 Sales Manager – Alexandria Grilliot  
 Operations Manager – Blake Kuehner  
 Tournament Services Manager – Dave Utlak  
 Northern Ohio Golf Charities Administrator – Nancy Musci

## Rules Staff

PGA TOUR Advance Rules Official – John Lillvis  
 PGA TOUR Tournament Director – Slugger White  
 PGA TOUR Rules Official – Stephen Cox  
 PGA TOUR Rules Official – Dillard Pruitt  
 European Tour - John Paramor  
 Sunshine Tour – Gary Todd

## Communications Staff

Senior Director of Communications, PGA TOUR – Chris Reimer  
 Senior Manager of Communications, PGA TOUR – Doug Milne  
 Communications Manager, PGA TOUR – Michael Baliker  
 Communicaitons Manager, PGA TOUR – Nick Parker  
 Manager of Media Relations, PGA TOUR – Tracey Veal

HOLE	1	2	3	4	5	6	7	8	9	OUT	10	11	12	13	14	15	16	17	18	IN	TOTAL	
My Score																						

**WORLD GOLF CHAMPIONSHIPS  
 BRIDGESTONE INVITATIONAL**  
 August 2 - 5, 2018

**Conducted by the International Federation of PGA Tours**  
Questions as to the Rules of Golf shall be referred to the Rules Committee

HOLE	1	2	3	4	5	6	7	8	9	OUT
Yards	399	526	442	471	200	469	219	482	494	3702
Par	4	5	4	4	3	4	3	4	4	35
Score										

\_\_\_\_\_  
 MARKER'S SIGNATURE

**OFFICIAL SCORECARD**

By \_\_\_\_\_

Round ..... Date .....

10	11	12	13	14	15	16	17	18	IN	TOTAL
410	418	180	471	467	221	667	400	464	3698	7400
4	4	3	4	4	3	5	4	4	35	70

\_\_\_\_\_  
 COMPETITOR'S SIGNATURE



## History of the Bridgestone Invitational

Hideki Matsuyama of Japan holds the Gary Player Cup after winning his second World Golf Championships title in 2017.



# 2017 Bridgestone Invitational

**Firestone Country Club (South); Akron, OH**  
**July 31 - August 6, 2017**

**Purse: \$9,750,000**

**Par/Yards: 35-35—70/7,400**

LEADERS		First Round	Second Round	Third Round
Thomas Pieters	.....65 (-5)	.....65 (-5)	Jimmy Walker	.....201 (-9)
Russell Knox	.....66 (-4)	.....66 (-4)	Thomas Pieters	.....201 (-9)
Ross Fisher	.....67 (-3)	.....67 (-3)	Zach Johnson	.....202 (-8)
Kevin Kisner	.....67 (-3)	.....67 (-3)	<b>Hideki Matsuyama</b>	<b>.....203 (-7)</b>
Rory McIlroy	.....67 (-3)	.....67 (-3)	Rory McIlroy	.....204 (-6)
Jon Rahm	.....67 (-3)	.....67 (-3)	Adam Hadwin	.....204 (-6)
Jordan Spieth	.....67 (-3)	.....67 (-3)	Charley Hoffman	.....204 (-6)
Bubba Watson	.....67 (-3)	.....67 (-3)	Rory McIlroy	.....204 (-6)
<b>Hideki Matsuyama</b>	<b>.....69 (-1)</b>			

**CUT:** No cut. All 76 professionals completed 72 holes.

**WEATHER:** Thursday: Cloudy skies with a high of 85. Wind SW 4-8 mph, increasing to 6-12 mph later in the day. Friday: After morning thunderstorms, the second round began at 8:15 a.m. ET, 45 minutes later than originally scheduled. Scattered showers continued throughout the day before play was suspended at 10:29 a.m. due to lightning in the area. After a 46-minute delay, play resumed at 11:15 a.m. A third delay occurred at 1:10 p.m. when play was suspended again due to lightning. After an additional delay of 3 hours, 23 minutes, the second round resumed at 4:33 p.m. and was completed at 7:04 p.m. A total of 4 hours, 54 minutes in delays occurred during Friday's second round. The amount of rainfall for the day was 0.35 inches. Wind SSW 12-18 mph with gusts to 25 mph. High temperature of 80. Saturday: Wind NNW at 10-15 mph with gusts to 20 mph. High temperature in the mid-70s. Sunday: Dry with a high of 77. Wind SSW 5-10 mph.



**Winner: Hideki Matsuyama 69-67-67-61 264 \$1,660,000.00**

Hideki Matsuyama	.....1	69-67-67-61	264	550.00	\$1,660,000.00	Sergio Garcia	.....T39	72-71-72-67	282	18.70	\$65,500.00
Zach Johnson	.....2	69-67-65-68	269	315.00	1,045,000.00	Phil Mickelson	.....T39	71-72-72-67	282	18.70	65,500.00
Charley Hoffman	.....3	68-69-67-66	270	200.00	572,000.00	Marc Leishman	.....T41	73-71-70-69	283	15.86	63,000.00
Thomas Pieters	.....4	65-70-66-71	272		422,000.00	Kyle Stanley	.....T41	69-74-71-69	283	15.86	63,000.00
Paul Casey	.....T5	70-69-67-67	273	101.00	268,500.00	Bernd Wiesberger	.....T41	70-72-72-69	283		63,000.00
Adam Hadwin	.....T5	68-69-67-69	273	101.00	268,500.00	Wesley Bryan	.....T44	72-72-73-67	284	12.65	60,000.00
Russell Knox	.....T5	66-71-68-68	273	101.00	268,500.00	Ross Fisher	.....T44	67-72-71-74	284		60,000.00
Rory McIlroy	.....T5	67-69-68-69	273	101.00	268,500.00	Renato Paratore	.....T44	71-68-74-71	284		60,000.00
Rickie Fowler	.....9	70-71-67-66	274	83.00	186,000.00	Sam Brazel	.....T47	74-70-71-70	285		57,000.00
Thorbjørn Olesen	.....T10	73-70-67-65	275		154,666.67	Satoshi Kodaira	.....T47	73-71-71-70	285		57,000.00
Hudson Swafford	.....T10	70-69-70-66	275	73.33	154,666.67	Lee Westwood	.....T47	72-78-68-67	285		57,000.00
Scott Hend	.....T10	70-69-63-73	275		154,666.66	Jason Dufner	.....T50	76-68-73-69	286	7.42	51,250.00
Kevin Chappell	.....T13	72-67-68-69	276	60.75	123,500.00	Matthew Fitzpatrick	.....T50	73-71-71-71	286		51,250.00
Xander Schauffele	.....T13	70-69-69-68	276	60.75	123,500.00	Emiliano Grillo	.....T50	72-71-73-70	286	7.42	51,250.00
Adam Scott	.....T13	68-71-69-68	276	60.75	123,500.00	Brian Harman	.....T50	70-74-69-73	286	7.42	51,250.00
Jordan Spieth	.....T13	67-70-71-68	276	60.75	123,500.00	Si Woo Kim	.....T50	73-69-71-73	286	7.42	51,250.00
Daniel Berger	.....T17	71-68-68-70	277	50.05	95,500.00	Louis Oosthuizen	.....T50	74-72-67-73	286	7.42	51,250.00
Dustin Johnson	.....T17	68-75-68-66	277	50.05	95,500.00	Andy Sullivan	.....T50	72-75-71-68	286		51,250.00
Brooks Koepka	.....T17	71-69-67-70	277	50.05	95,500.00	Hideto Tanihara	.....T50	74-71-71-70	286		51,250.00
Matt Kuchar	.....T17	71-72-66-68	277	50.05	95,500.00	Harold Varner III	.....T50	70-69-73-74	286	7.42	51,250.00
Henrik Stenson	.....T17	72-70-68-67	277	50.05	95,500.00	Fabrizio Zanotti	.....T50	74-69-71-72	286		51,250.00
Jhonattan Vegas	.....T17	69-71-68-69	277	50.05	95,500.00	Bryson DeChambeau	.....T60	75-69-71-72	287	5.44	47,500.00
Bubba Watson	.....T17	67-74-66-70	277	50.05	95,500.00	J.B. Holmes	.....T60	69-73-78-67	287	5.44	47,500.00
Jason Day	.....T24	71-66-70-71	278	39.38	82,000.00	Paul Lawrie	.....T60	69-74-73-71	287		47,500.00
Francesco Molinari	.....T24	71-73-69-65	278	39.38	82,000.00	Thongchai Jaidee	.....T63	71-68-76-73	288		46,500.00
Charl Schwartzel	.....T24	70-69-70-69	278	39.38	82,000.00	Justin Rose	.....T63	72-69-74-73	288	4.76	46,500.00
Brendan Steele	.....T24	73-68-69-68	278	39.38	82,000.00	Gary Woodland	.....T63	74-77-70-67	288	4.76	46,500.00
Tommy Fleetwood	.....T28	70-68-70-71	279		73,562.50	Russell Henley	.....T66	75-74-69-71	289	4.08	45,750.00
Branden Grace	.....T28	71-69-71-68	279	29.25	73,562.50	Mac Hughes	.....T66	74-74-73-68	289	4.08	45,750.00
Kevin Kisner	.....T28	67-73-73-66	279	29.25	73,562.50	Jeunghun Wang	.....T66	74-73-73-69	289		45,750.00
Ryan Moore	.....T28	73-69-68-69	279	29.25	73,562.50	Pat Perez	.....69	72-75-75-68	290	3.62	45,250.00
Alex Noren	.....T28	69-68-74-68	279		73,562.50	Andres Romero	.....70	68-73-74-76	291	3.40	45,000.00
Jon Rahm	.....T28	67-77-67-68	279	29.25	73,562.50	Shaun Norris	.....71	71-77-73-71	292		44,750.00
Justin Thomas	.....T28	73-70-69-67	279	29.25	73,562.50	Rafa Cabrera Bello	.....72	76-73-75-70	294	3.17	44,500.00
Jimmy Walker	.....T28	68-65-74-72	279	29.25	73,562.50	Chris Wood	.....73	75-74-76-72	297		44,250.00
Bill Haas	.....T36	70-70-72-69	281	21.53	68,000.00	Billy Horschel	.....T74	76-78-77-68	299	2.89	43,875.00
Tyrell Hatton	.....T36	72-71-69-69	281		68,000.00	Rod Pampling	.....T74	73-70-76-80	299	2.89	43,875.00
Patrick Reed	.....T36	75-70-68-68	281	21.53	68,000.00	Danny Willett	.....76	76-74-74-77	301	2.72	43,500.00

# 2016 Bridgestone Invitational

**Firestone Country Club (South); Akron, OH**  
**June 27 - July 3, 2016**

**Purse: \$9,500,000**

**Par/Yards: 35-35—70/7,400**

LEADERS	First Round	Second Round	Third Round
	William McGirt ..... 64 (-6)	Jason Day ..... 136 (-4)	Jason Day ..... 205 (-5)
	Jason Day ..... 67 (-3)	David Lingmerth ..... 137 (-3)	Scott Piercy ..... 205 (-5)
	Emiliano Grillo ..... 67 (-3)	Emiliano Grillo ..... 138 (-2)	David Lingmerth ..... 206 (-4)
	Jimmy Walker ..... 67 (-3)	William McGirt ..... 138 (-2)	Brian Stuard ..... 207 (-3)
	Rickie Fowler ..... 68 (-2)	Scott Piercy ..... 138 (-2)	<b>Dustin Johnson ..... 208 (-2)</b>
	Charley Hoffman ..... 68 (-2)	<b>Dustin Johnson ..... 142 (+2)</b>	William McGirt ..... 208 (-2)
	Anirban Lahiri ..... 68 (-2)		Charl Schwartzel ..... 208 (-2)
	Jordan Spieth ..... 68 (-2)		
	<b>Dustin Johnson ..... 69 (-1)</b>		

**CUT:** No cut. 58 of 61 players completed 72 holes.

**WEATHER:** Thursday: Partly cloudy skies with a high of 82 degrees. Wind S at 5-10 mph. Friday: Light rains in the morning that changed to sunny skies in the afternoon. Temperatures hit the low 80s. Wind WNW at 12-22 mph. Saturday: Cloudy skies with temperatures in the mid-70s. Wind NW at 5-10 mph. Sunday: Mostly cloudy skies with a high of 77 degrees. Wind SSE at 4-8 mph. Wind reached 10-15 mph in the afternoon, with gusts of 20 mph.



**Winner: Dustin Johnson 69-73-66-66 274 \$1,620,000.00**

Dustin Johnson ..... 1	69-73-66-66	274	550.00	\$1,620,000.00	Phil Mickelson ..... T27	73-70-73-68	284	41.50	\$80,666.67
Scott Piercy ..... 2	69-69-67-70	275	315.00	1,018,000.00	Smylie Kaufman ..... T27	75-68-71-70	284	41.50	80,666.66
Kevin Chappell ..... T3	71-70-69-67	277	140.00	449,250.00	Kevin Na ..... T27	71-69-71-73	284	41.50	80,666.66
Jason Day ..... T3	67-69-69-72	277	140.00	449,250.00	Charley Hoffman ..... T33	68-73-72-72	285	37.00	76,000.00
Matt Kuchar ..... T3	69-72-70-66	277	140.00	449,250.00	Anirban Lahiri ..... T33	68-74-73-70	285	37.00	76,000.00
Jordan Spieth ..... T3	68-71-71-67	277	140.00	449,250.00	Justin Thomas ..... T33	70-69-70-76	285	37.00	76,000.00
William McGirt ..... T7	64-74-70-70	278	89.00	233,333.34	Billy Hurley III ..... T36	69-75-69-73	286	34.50	73,500.00
David Lingmerth ..... T7	70-67-69-72	278	89.00	233,333.33	Shane Lowry ..... T36	76-72-70-68	286	34.50	73,500.00
Charl Schwartzel ..... T7	72-69-67-70	278	89.00	233,333.33	Marcus Fraser ..... T38	73-73-69-72	287		71,000.00
Rickie Fowler ..... T10	68-73-72-67	280	71.25	167,750.00	Bill Haas ..... T38	74-72-71-70	287	32.00	71,000.00
Branden Grace ..... T10	69-72-71-68	280	71.25	167,750.00	Vaughn Taylor ..... T38	69-75-74-69	287	32.00	71,000.00
Zach Johnson ..... T10	72-74-69-65	280	71.25	167,750.00	James Hahn ..... 41	75-72-72-69	288	30.00	69,000.00
Adam Scott ..... T10	71-68-73-68	280	71.25	167,750.00	Jim Furyk ..... T42	74-72-70-73	289	27.50	66,500.00
Emiliano Grillo ..... T14	67-71-71-72	281	60.50	129,000.00	Andrew Johnston ..... T42	70-78-72-69	289		66,500.00
Bubba Watson ..... T14	72-69-70-70	281	60.50	129,000.00	Soren Kjeldsen ..... T42	72-76-70-71	289		66,500.00
Paul Casey ..... T16	70-72-72-68	282	53.60	105,200.00	Hideki Matsuyama ..... T42	70-79-73-67	289	27.50	66,500.00
Matt Jones ..... T16	74-70-69-69	282	53.60	105,200.00	Fabian Gomez ..... T46	74-73-72-71	290	24.00	63,000.00
Kevin Kisner ..... T16	69-70-72-71	282	53.60	105,200.00	Nathan Holman ..... T46	77-73-71-69	290		63,000.00
Brian Stuard ..... T16	71-69-67-75	282	53.60	105,200.00	Justin Rose ..... T46	69-76-73-72	290	24.00	63,000.00
Jimmy Walker ..... T16	67-73-71-71	282	53.60	105,200.00	Byeong Hun An ..... T49	76-71-71-74	292		60,500.00
George Coetzee ..... T21	71-72-71-69	283		91,000.00	Michio Matsumura ..... T49	79-74-70-69	292		60,500.00
K.T. Kim ..... T21	74-67-70-72	283		91,000.00	Jason Dufner ..... 51	71-76-72-74	293	20.00	59,000.00
Chris Kirk ..... T21	75-69-73-66	283	47.50	91,000.00	Patrick Reed ..... 52	74-75-69-76	294	19.00	58,000.00
Louis Oosthuizen ..... T21	71-76-67-69	283	47.50	91,000.00	Kiradech Aphibarnrat ..... 53	70-76-77-72	295		57,000.00
Brandt Snedeker ..... T21	70-72-70-71	283	47.50	91,000.00	Russell Knox ..... 54	74-75-75-72	296	17.00	56,000.00
Young-han Song ..... T21	70-70-72-71	283		91,000.00	Marc Leishman ..... 55	76-72-75-77	300	16.00	55,000.00
Harris English ..... T27	69-73-74-68	284	41.50	80,666.67	Danny Lee ..... 56	78-71-78-74	301	15.00	54,000.00
Jim Herman ..... T27	73-73-70-68	284	41.50	80,666.67	Yosuke Tsukada ..... 57	78-78-73-75	304		53,000.00
J.B. Holmes ..... T27	73-73-71-67	284	41.50	80,666.67	Steven Bowditch ..... 58	82-72-80-74	308	13.00	52,000.00

# 2015 Bridgestone Invitational

**Firestone Country Club (South Course); Akron, OH**  
**August 3-9, 2015**

**Purse: \$9,250,000**

**Par/Yards: 35-35—70/7,400**

LEADERS	First Round	Second Round	Third Round
	Danny Lee ..... 65 (-5)	Jim Furyk ..... 132 (-8)	Jim Furyk ..... 201 (-9)
	Jim Furyk ..... 66 (-4)	Dustin Johnson ..... 136 (-4)	Justin Rose ..... 201 (-9)
	Graeme McDowell ..... 66 (-4)	<b>Shane Lowry ..... 136 (-4)</b>	<b>Shane Lowry ..... 203 (-7)</b>
	Rickie Fowler ..... 67 (-3)	Bubba Watson ..... 136 (-4)	Steven Bowditch ..... 205 (-5)
	Justin Rose ..... 67 (-3)	Danny Lee ..... 137 (-3)	Ian Poulter ..... 205 (-5)
	<b>Shane Lowry ..... 70 (0)</b>	Graeme McDowell ..... 137 (-3)	Henrik Stenson ..... 205 (-5)
		Henrik Stenson ..... 137 (-3)	Bubba Watson ..... 205 (-5)

**CUT:** No cut. All 77 players completed 72 holes.



**WEATHER:** Thursday: Cloudy, with highs in the mid-to-upper 70s. W ENE at 7-12 mph. Friday: Partly cloudy, with highs in low-80s. Wind NE at 7-12 mph. Saturday: Partly to mostly cloudy, with highs in low-80s. Wind N at 5 mph. Sunday: Partly cloudy in the morning, becoming mostly cloudy in the afternoon. Highs in the mid-80s. Wind NNE at 4-8 mph.

**Winner: Shane Lowry 70-66-67-66 269 \$1,570,000.00**

Shane Lowry ..... 1	70-66-67-66	269	\$1,570,000.00	Hideki Matsuyama ..... T37	69-75-73-66	283	\$63,000.00
Bubba Watson ..... 2	70-66-69-66	271	930,000.00	Marcel Siem ..... T37	70-73-69-71	283	63,000.00
Jim Furyk ..... T3	66-66-69-72	273	470,000.00	James Hahn ..... T42	70-70-74-70	284	59,000.00
Justin Rose ..... T3	67-71-63-72	273	470,000.00	Ryan Moore ..... T42	71-71-69-73	284	59,000.00
Robert Streb ..... 5	68-70-68-68	274	330,000.00	Louis Oosthuizen ..... T42	72-70-72-70	284	59,000.00
Brooks Koepka ..... T6	69-69-68-69	275	219,000.00	Mikko Ilonen ..... T45	74-73-70-68	285	55,000.00
Danny Lee ..... T6	65-72-70-68	275	219,000.00	Martin Kaymer ..... T45	70-71-71-73	285	55,000.00
David Lingmerth ..... T6	70-71-66-68	275	219,000.00	Joost Luiten ..... T45	70-72-70-73	285	55,000.00
Henrik Stenson ..... T6	68-69-68-70	275	219,000.00	Koumei Oda ..... T45	68-77-69-71	285	55,000.00
Rickie Fowler ..... T10	67-72-70-67	276	149,500.00	Adam Scott ..... T45	72-69-71-73	285	55,000.00
Jordan Spieth ..... T10	70-68-72-66	276	149,500.00	Jamie Donaldson ..... T50	70-71-71-74	286	51,000.00
Steven Bowditch ..... T12	73-69-63-72	277	126,000.00	Victor Dubuisson ..... T50	68-74-73-71	286	51,000.00
Jason Day ..... T12	69-69-70-69	277	126,000.00	Pablo Larrazabal ..... T50	72-70-69-75	286	51,000.00
Soren Kjeldsen ..... T12	69-73-69-66	277	126,000.00	Anirban Lahiri ..... T53	77-72-67-71	287	48,166.67
Kevin Na ..... T15	69-70-71-68	278	109,000.00	Jimmy Walker ..... T53	73-73-70-71	287	48,166.67
Patrick Reed ..... T15	71-67-72-68	278	109,000.00	Dustin Johnson ..... T53	69-67-75-76	287	48,166.66
Keegan Bradley ..... T17	69-70-69-71	279	88,500.00	Stephen Gallacher ..... 56	77-67-71-73	288	47,000.00
Paul Casey ..... T17	68-73-71-67	279	88,500.00	Byeong-Hun An ..... T57	77-68-70-74	289	45,750.00
Branden Grace ..... T17	73-69-67-70	279	88,500.00	Thongchai Jaidee ..... T57	73-71-73-72	289	45,750.00
Russell Henley ..... T17	70-70-70-69	279	88,500.00	Ben Martin ..... T57	75-71-72-71	289	45,750.00
Graeme McDowell ..... T17	66-71-69-73	279	88,500.00	Gary Woodland ..... T57	75-69-72-73	289	45,750.00
Ian Poulter ..... T17	68-72-65-74	279	88,500.00	Francesco Molinari ..... T61	69-74-74-73	290	44,625.00
Lee Westwood ..... T17	68-70-73-68	279	88,500.00	Brendon Todd ..... T61	74-72-68-76	290	44,625.00
Danny Willett ..... T17	70-71-69-69	279	88,500.00	Sangmoon Bae ..... T63	71-75-73-72	291	43,875.00
Matt Kuchar ..... T25	72-68-72-68	280	74,666.67	Andrew Dodt ..... T63	77-71-72-71	291	43,875.00
Webb Simpson ..... T25	68-70-72-70	280	74,666.67	Phil Mickelson ..... T63	76-70-71-74	291	43,875.00
Camilo Villegas ..... T25	75-69-71-65	280	74,666.67	Gary Stal ..... T63	72-73-73-73	291	43,875.00
Bernd Wiesberger ..... T25	71-74-66-69	280	74,666.67	Fabian Gomez ..... T67	75-72-73-72	292	43,125.00
Bill Haas ..... T25	74-69-67-70	280	74,666.66	Oliver Wilson ..... T67	74-72-75-71	292	43,125.00
Marc Warren ..... T25	71-70-69-70	280	74,666.66	Thomas Bjorn ..... 69	70-75-73-75	293	42,750.00
Charley Hoffman ..... T31	75-66-71-69	281	70,500.00	Padraig Harrington ..... T70	72-72-74-76	294	42,375.00
Charl Schwartzel ..... T31	70-72-70-69	281	70,500.00	Ryan Palmer ..... T70	74-75-73-72	294	42,375.00
Billy Horschel ..... T33	71-73-70-68	282	67,500.00	Hunter Mahan ..... 72	74-79-72-70	295	42,000.00
Zach Johnson ..... T33	70-70-71-71	282	67,500.00	David Lipsky ..... 73	72-74-72-78	296	41,750.00
Marc Leishman ..... T33	72-70-70-70	282	67,500.00	Matt Every ..... 74	72-77-76-73	298	41,500.00
Brandt Snedeker ..... T33	70-70-72-70	282	67,500.00	Nick Cullen ..... T75	77-74-75-75	301	41,125.00
Sergio Garcia ..... T37	71-67-72-73	283	63,000.00	WC Liang ..... T75	72-73-75-81	301	41,125.00
J.B. Holmes ..... T37	74-68-70-71	283	63,000.00	Troy Merritt ..... 77	82-75-70-75	302	40,750.00
Kevin Kisner ..... T37	73-69-73-68	283	63,000.00				

# 2014 Bridgestone Invitational

**Firestone Country Club (South); Akron, OH**  
**July 28-August 3 2014**

**Purse: \$9,000,000**

**Par/Yards: 35-35—70/7,400**

LEADERS		First Round	Second Round	Third Round
	Marc Leishman	64 (-6)	Sergio Garcia	129 (-11)
	Ryan Moore	65 (-5)	Justin Rose	132 (-8)
	Justin Rose	65 (-5)	Marc Leishman	133 (-7)
	Charl Schwartzel	65 (-5)	<b>Rory McIlroy</b>	<b>133 (-7)</b>
	Graham DeLaet	67 (-3)	Rickie Fowler	134 (-6)
	Rickie Fowler	67 (-3)	Charl Schwartzel	134 (-6)
	Francesco Molinari	67 (-3)		
	Patrick Reed	67 (-3)		
	<b>Rory McIlroy</b>	<b>69 (-1)</b>		
				Sergio Garcia
				196 (-14)
				<b>Rory McIlroy</b>
				<b>199 (-11)</b>
				Marc Leishman
				201 (-9)
				Keegan Bradley
				202 (-8)
				Justin Rose
				202 (-8)
				Adam Scott
				202 (-8)

**CUT:** No cut. 72 of the 76 professionals completed 72 holes.



**WEATHER:** Thursday: Mix of sun and clouds. High of 78, with WSW wind at 10-15 mph. Friday: Mix of sun and clouds. High of 82, with S wind at 5-10 mph. Saturday: Due to expected inclement weather, officials moved Saturday's tee times to threesomes going off of Nos. 1 and 10 between 7-9 a.m. Mostly cloudy, with afternoon storms. High of 78. Wind variable at 5-10 mph. Officials suspended play from 12:43-3:57 p.m. Sunday: Mostly cloudy, with late-morning storms. High of 78. Wind N at 5-10 mph. Due to heavy rain and water accumulating on the greens, officials suspended play from 10:45 a.m.-noon. Preferred lies were utilized.

**Winner: Rory McIlroy 69-64-66-66 265 \$1,530,000.00**

Rory McIlroy	1	69-64-66-66	265/-15	\$1,530,000.00	Brendon de Jonge	T37	72-69-70-69	280/E	\$64,500.00
Sergio Garcia	2	68-61-67-71	267/-13	900,000.00	Jamie Donaldson	T37	68-70-71-71	280/E	64,500.00
Marc Leishman	3	64-69-68-67	268/-12	522,000.00	Seung-Yul Noh	T37	69-69-70-72	280/E	64,500.00
Keegan Bradley	T4	68-67-67-69	271/-9	308,000.00	Bubba Watson	T37	69-70-73-68	280/E	64,500.00
Patrick Reed	T4	67-68-71-65	271/-9	308,000.00	Bill Haas	T41	71-69-69-72	281/1	61,000.00
Justin Rose	T4	65-67-70-69	271/-9	308,000.00	Russell Henley	T41	72-70-71-68	281/1	61,000.00
Charl Schwartzel	T4	65-69-73-64	271/-9	308,000.00	Chris Kirk	T41	69-73-72-67	281/1	61,000.00
Rickie Fowler	T8	67-67-72-67	273/-7	170,000.00	Steven Bowditch	44	69-71-73-69	282/2	59,000.00
Graeme McDowell	T8	71-70-66-66	273/-7	170,000.00	Miguel A. Jimenez	T45	69-69-72-73	283/3	57,500.00
Ryan Moore	T8	65-73-68-67	273/-7	170,000.00	Brendon Todd	T45	74-70-69-70	283/3	57,500.00
Adam Scott	T8	69-68-65-71	273/-7	170,000.00	Matt Every	T47	74-68-73-69	284/4	55,500.00
Matt Kuchar	T12	71-66-72-65	274/-6	115,000.00	Stephen Gallacher	T47	69-71-69-70	284/4	55,500.00
Hideki Matsuyama	T12	70-71-65-68	274/-6	115,000.00	Jordan Spieth	49	71-70-73-71	285/5	54,000.00
Brandt Snedeker	T12	68-68-68-70	274/-6	115,000.00	Tim Clark	T50	72-73-70-71	286/6	52,500.00
Thomas Bjorn	T15	69-68-69-69	275/-5	97,500.00	Luke Donald	T50	73-70-72-71	286/6	52,500.00
Jim Furyk	T15	69-68-69-69	275/-5	97,500.00	David Howell	T52	69-71-71-76	287/7	49,625.00
Hunter Mahan	T15	71-65-71-68	275/-5	97,500.00	Thongchai Jaidee	T52	70-74-71-72	287/7	49,625.00
Phil Mickelson	T15	71-73-69-62	275/-5	97,500.00	Ian Poulter	T52	73-73-70-71	287/7	49,625.00
Kevin Stadler	T19	71-70-66-69	276/-4	89,000.00	Scott Stallings	T52	72-75-68-72	287/7	49,625.00
Henrik Stenson	T19	71-66-68-71	276/-4	89,000.00	Martin Kaymer	T56	77-68-72-71	288/8	47,750.00
Lee Westwood	T19	72-71-70-63	276/-4	89,000.00	Joost Luiten	T56	73-73-71-71	288/8	47,750.00
Gary Woodland	T19	70-68-68-70	276/-4	89,000.00	Jonas Blixt	T58	75-72-69-73	289/9	46,500.00
Branden Grace	T23	69-71-67-70	277/-3	82,000.00	Alexander Levy	T58	72-71-77-69	289/9	46,500.00
Zach Johnson	T23	70-70-68-69	277/-3	82,000.00	Richard Sterne	T58	75-70-73-71	289/9	46,500.00
Kevin Na	T23	71-73-66-67	277/-3	82,000.00	Louis Oosthuizen	61	75-73-67-75	290/10	45,500.00
Ernie Els	T26	71-69-70-68	278/-2	75,200.00	Gonzalo Fdez-Castano	62	79-71-67-74	291/11	45,000.00
J.B. Holmes	T26	69-69-67-73	278/-2	75,200.00	Pablo Larrazabal	T63	71-74-77-70	292/12	44,250.00
John Senden	T26	74-66-67-71	278/-2	75,200.00	Steve Stricker	T63	74-73-72-73	292/12	44,250.00
Jimmy Walker	T26	69-70-70-69	278/-2	75,200.00	Brian Harman	65	72-70-75-76	293/13	43,750.00
Fabrizio Zanotti	T26	70-71-68-69	278/-2	75,200.00	Jason Dufner	T66	70-74-73-77	294/14	43,375.00
Angel Cabrera	T31	73-68-70-68	279/-1	69,500.00	Mikko Ilonen	T66	75-74-73-72	294/14	43,375.00
Victor Dubuisson	T31	72-70-69-68	279/-1	69,500.00	Daisuke Maruyama	68	73-73-73-78	297/17	43,000.00
Harris English	T31	69-69-68-73	279/-1	69,500.00	David Lynn	T69	76-72-75-75	298/18	42,625.00
Matt Jones	T31	70-70-69-70	279/-1	69,500.00	Yoshitaka Takeya	T69	74-75-74-75	298/18	42,625.00
Francesco Molinari	T31	67-70-73-69	279/-1	69,500.00	Kevin Strelman	71	78-71-78-73	300/20	42,250.00
Webb Simpson	T31	72-69-70-68	279/-1	69,500.00	Tano Goya	72	76-77-71-78	302/22	42,000.00

# 2013 Bridgestone Invitational

**Firestone Country Club (South); Akron, OH**  
**July 29-August 4 2013**

**Purse: \$8,750,000**

**Par/Yards: 35-35—70/7,400**

LEADERS		First Round	Second Round	Third Round
	<b>First Round</b>		<b>Second Round</b>	<b>Third Round</b>
	Webb Simpson .....	64 (-6)	<b>Tiger Woods..... 127 (-13)</b>	<b>Tiger Woods..... 195 (-15)</b>
	Henrik Stenson .....	65 (-5)	Keegan Bradley .....	Henrik Stenson .....
	Keegan Bradley .....	66 (-4)	Chris Wood .....	Jason Dufner .....
	Ryan Moore .....	66 (-4)	Bill Haas .....	Luke Donald .....
	Chris Wood .....	66 (-4)	Henrik Stenson .....	Bill Haas .....
	<b>Tiger Woods..... 66 (-4)</b>			Chris Wood .....

**CUT:** No cut. All 73 players completed 72 holes.



**WEATHER:** Thursday: Partly cloudy with winds WNW at 10-15 mph. High of 75. Friday: Partly cloudy with winds WSW at 10-15 mph. High of 79. Saturday: One-half inch of rain fell overnight. With expected heavy showers, tee times ran from 11:10 a.m.-1:10 p.m. in threesomes off two tees. Partly cloudy and warmer with a high of 77. Winds NNW at 10 mph. Sunday: Partly cloudy, breezy and comfortable. High of 72. Winds NNW at 10-15, gusting to 20 mph.

**Winner: Tiger Woods 66-61-68-70 265 \$1,500,000.00**

Tiger Woods..... 1	66-61-68-70	265/-15	\$1,500,000.00	Angel Cabrera..... T38	72-68-70-74	284/4	\$64,500.00
Keegan Bradley..... T2	66-68-71-67	272/-8	692,500.00	Gonzalo Fdez-Castano..... T38	70-74-68-72	284/4	64,500.00
Henrik Stenson..... T2	65-70-67-70	272/-8	692,500.00	Kiradech Aphibarnrat..... T40	69-68-73-75	285/5	61,500.00
Miguel A. Jimenez..... T4	71-69-65-69	274/-6	321,666.67	Sergio Garcia..... T40	71-76-70-68	285/5	61,500.00
Zach Johnson..... T4	69-70-68-67	274/-6	321,666.67	Graeme McDowell..... T40	71-71-71-72	285/5	61,500.00
Jason Dufner..... T4	67-69-67-71	274/-6	321,666.66	Lee Westwood..... T40	71-71-71-72	285/5	61,500.00
Bill Haas..... T7	67-68-69-71	275/-5	205,000.00	Stephen Gallacher..... T44	74-74-67-71	286/6	57,500.00
Chris Wood..... T7	66-68-70-71	275/-5	205,000.00	Billy Horschel..... T44	74-74-72-66	286/6	57,500.00
Luke Donald..... T9	67-69-68-72	276/-4	145,750.00	Francesco Molinari..... T44	70-70-72-74	286/6	57,500.00
Jim Furyk..... T9	67-69-72-68	276/-4	145,750.00	Nick Watney..... T44	71-72-70-73	286/6	57,500.00
Martin Kaymer..... T9	74-67-69-66	276/-4	145,750.00	Ernie Els..... T48	71-72-70-74	287/7	53,000.00
Richard Sterne..... T9	74-68-70-68	276/-4	145,750.00	Martin Laird..... T48	77-70-71-69	287/7	53,000.00
Steve Stricker..... T13	71-67-70-69	277/-3	114,000.00	Shane Lowry..... T48	72-76-70-69	287/7	53,000.00
Harris English..... T14	70-68-72-68	278/-2	102,666.67	Thorbjorn Olesen..... T48	73-69-72-73	287/7	53,000.00
Webb Simpson..... T14	64-75-73-66	278/-2	102,666.67	Richie Ramsay..... T48	73-69-73-72	287/7	53,000.00
Adam Scott..... T14	73-68-66-71	278/-2	102,666.66	Sang-Moon Bae..... T53	73-73-70-72	288/8	48,875.00
Jamie Donaldson..... T17	70-69-71-69	279/-1	93,000.00	Jason Day..... T53	74-72-72-70	288/8	48,875.00
Justin Rose..... T17	69-72-69-69	279/-1	93,000.00	David Lynn..... T53	71-73-73-71	288/8	48,875.00
John Merrick..... T19	72-66-70-72	280/E	89,000.00	Matteo Manassero..... T53	71-70-74-73	288/8	48,875.00
Ian Poulter..... T19	69-72-69-70	280/E	89,000.00	Nicolas Colsaerts..... T57	72-70-74-73	289/9	47,250.00
Hideki Matsuyama..... T21	72-68-70-71	281/1	81,166.67	Derek Ernst..... T57	73-76-71-69	289/9	47,250.00
Charl Schwartzel..... T21	74-74-64-69	281/1	81,166.67	Jonas Blixt..... T59	70-75-73-72	290/10	45,750.00
Michael Thompson..... T21	72-71-70-68	281/1	81,166.67	Scott Piercy..... T59	68-77-75-70	290/10	45,750.00
Bo Van Pelt..... T21	71-73-68-69	281/1	81,166.67	D.A. Points..... T59	73-69-75-73	290/10	45,750.00
Rickie Fowler..... T21	67-71-70-73	281/1	81,166.66	Kevin Strelman..... T59	76-73-71-70	290/10	45,750.00
Phil Mickelson..... T21	72-71-67-71	281/1	81,166.66	Brian Gay..... T63	72-70-75-75	292/12	44,250.00
Paul Casey..... T27	70-70-73-69	282/2	73,500.00	Brett Rumford..... T63	76-74-72-70	292/12	44,250.00
Russell Henley..... T27	72-69-75-66	282/2	73,500.00	Ken Duke..... T65	70-75-73-75	293/13	42,800.00
Matt Kuchar..... T27	72-71-69-70	282/2	73,500.00	Tommy Gainey..... T65	74-71-76-72	293/13	42,800.00
Paul Lawrie..... T27	69-72-71-70	282/2	73,500.00	Branden Grace..... T65	70-75-70-78	293/13	42,800.00
Rory McIlroy..... T27	70-71-69-72	282/2	73,500.00	Mikko Ilonen..... T65	73-73-73-74	293/13	42,800.00
Bubba Watson..... T27	67-69-72-74	282/2	73,500.00	Satoshi Kodaira..... T65	70-74-76-73	293/13	42,800.00
Peter Hanson..... T33	70-72-70-71	283/3	68,000.00	Carl Pettersson..... T70	72-73-73-77	295/15	42,000.00
Dustin Johnson..... T33	72-69-75-67	283/3	68,000.00	Toru Taniguchi..... T71	75-73-79-73	300/20	41,750.00
Ryan Moore..... T33	66-74-70-73	283/3	68,000.00	Jaco Van Zyl..... T72	73-82-78-72	305/25	41,500.00
Brandt Snedeker..... T33	72-70-71-70	283/3	68,000.00	Daniel Popovic..... T73	79-77-76-82	314/34	41,250.00
Boo Weekley..... T33	73-70-70-70	283/3	68,000.00				

# 2012 Bridgestone Invitational


**Firestone Country Club (South Course); Akron, OH**  
**July 30-August 5, 2012**

**Purse: \$8,500,000**

**Par/Yards: 35-35—70/7,400**

LEADERS		First Round	Second Round	Third Round
	Jim Furyk.....	63 (-7)	Jim Furyk.....	129 (-11)
	Lee Slattery.....	65 (-5)	Rafael Cabrera Bello.....	131 (-9)
	Rafael Cabrera Bello.....	66 (-4)	Louis Oosthuizen.....	132 (-8)
	Ben Crane.....	66 (-4)	Jason Dufner.....	133 (-7)
	Luke Donald.....	66 (-4)	K.T. Kim.....	134 (-6)
	Simon Dyson.....	66 (-4)	<b>Keegan Bradley.....</b>	<b>136 (-4)</b>
	John Senden.....	66 (-4)		
	Bubba Watson.....	66 (-4)		
	<b>Keegan Bradley.....</b>	<b>67 (-3)</b>		
				Jim Furyk.....
				Louis Oosthuizen.....
				<b>Keegan Bradley.....</b>
				Rory McIlroy.....
				Steve Stricker.....

**CUT:** No cut. 75 of the 78 players completed 72 holes.



**WEATHER:** Thursday: Sunny. Winds WSW at 5-10 mph. High of 90. Friday: Mostly sunny. Temperatures in the mid 90s, with light S winds at 5-10 mph. Saturday: Mostly sunny. Temperatures in the upper 80s by the afternoon with W winds at 10-20 mph. Sunday: Due to the threat of bad weather, tee times were adjusted so that players teed off on No. 1 and No. 10 in threesomes, from 8-10 a.m. Play was suspended at 9:15 a.m. due to a dangerous weather situation and resumed at noon. Mostly cloudy with morning thunderstorms turning to clearer skies in the afternoon. High of 81. Winds SW at 10-20 mph.

**Winner: Keegan Bradley 67-69-67-64 267 \$1,400,000.00**

Keegan Bradley.....	1	67-69-67-64	267/-13	\$1,400,000.00	Y.E. Yang.....	T36	69-71-74-68	282/2	\$62,500.00
Jim Furyk.....	T2	63-66-70-69	268/-12	665,000.00	Thomas Bjorn.....	T40	71-70-74-68	283/3	59,000.00
Steve Stricker.....	T2	68-68-68-64	268/-12	665,000.00	Zach Johnson.....	T40	68-73-68-74	283/3	59,000.00
Louis Oosthuizen.....	4	67-65-68-69	269/-11	365,000.00	Francesco Molinari.....	T40	74-70-69-70	283/3	59,000.00
Rory McIlroy.....	T5	70-67-67-68	272/-8	276,500.00	Phil Mickelson.....	T43	71-69-73-71	284/4	56,500.00
Justin Rose.....	T5	70-69-66-67	272/-8	276,500.00	Alvaro Quiros.....	T43	70-71-72-71	284/4	56,500.00
Jason Dufner.....	7	67-66-73-68	274/-6	210,000.00	Nicolas Colsaerts.....	T45	73-68-74-70	285/5	53,000.00
Aaron Baddeley.....	T8	73-66-71-66	276/-4	128,750.00	Ernie Els.....	T45	73-73-68-71	285/5	53,000.00
K.J. Choi.....	T8	71-72-67-66	276/-4	128,750.00	Marc Leishman.....	T45	70-72-70-73	285/5	53,000.00
Luke Donald.....	T8	66-69-71-70	276/-4	128,750.00	Adam Scott.....	T45	71-70-71-73	285/5	53,000.00
Matt Kuchar.....	T8	70-70-70-66	276/-4	128,750.00	Mark Wilson.....	T45	72-71-73-69	285/5	53,000.00
Lee Slattery.....	T8	65-71-72-68	276/-4	128,750.00	Ryo Ishikawa.....	T50	71-72-70-73	286/6	49,000.00
David Toms.....	T8	68-67-73-68	276/-4	128,750.00	Fredrik Jacobson.....	T50	71-73-73-69	286/6	49,000.00
Bo Van Pelt.....	T8	70-69-66-71	276/-4	128,750.00	Paul Lawrie.....	T50	72-68-74-72	286/6	49,000.00
Tiger Woods.....	T8	70-72-68-66	276/-4	128,750.00	Brandt Snedeker.....	T50	71-70-70-75	286/6	49,000.00
Simon Dyson.....	T16	66-71-70-70	277/-3	90,000.00	Danny Willett.....	T50	72-74-73-67	286/6	49,000.00
John Senden.....	T16	66-70-69-72	277/-3	90,000.00	Jonathan Byrd.....	T55	73-73-69-72	287/7	46,500.00
Kyle Stanley.....	T16	69-73-68-67	277/-3	90,000.00	Greg Chalmers.....	T55	71-75-71-70	287/7	46,500.00
Bill Haas.....	T19	67-71-70-70	278/-2	82,000.00	Gonzalo Fdez-Castano.....	T55	71-73-70-73	287/7	46,500.00
Dustin Johnson.....	T19	69-68-73-68	278/-2	82,000.00	Hunter Mahan.....	T55	73-73-69-72	287/7	46,500.00
Scott Piercy.....	T19	69-70-70-69	278/-2	82,000.00	Bernd Wiesberger.....	T55	70-71-74-72	287/7	46,500.00
Nick Watney.....	T19	69-70-72-67	278/-2	82,000.00	Rickie Fowler.....	T60	70-80-69-69	288/8	44,500.00
Bubba Watson.....	T19	66-73-72-67	278/-2	82,000.00	Yoshinori Fujimoto.....	T60	73-74-71-70	288/8	44,500.00
K.T. Kim.....	T24	67-67-74-71	279/-1	74,500.00	Marcel Siem.....	T60	76-71-70-71	288/8	44,500.00
Graeme McDowell.....	T24	70-67-70-72	279/-1	74,500.00	Peter Hanson.....	T63	73-71-71-74	289/9	43,500.00
Geoff Ogilvy.....	T24	67-70-72-70	279/-1	74,500.00	Joost Luiten.....	T63	72-71-77-69	289/9	43,500.00
Charl Schwartzel.....	T24	69-75-72-63	279/-1	74,500.00	Kevin Na.....	T63	72-76-72-69	289/9	43,500.00
Carl Pettersson.....	28	67-70-71-72	280/E	72,000.00	Sang-Moon Bae.....	66	72-66-76-76	290/10	43,000.00
Rafael Cabrera Bello.....	T29	66-65-77-73	281/1	68,000.00	Toshinori Muto.....	T67	73-71-73-74	291/11	42,625.00
Jason Day.....	T29	75-70-70-66	281/1	68,000.00	Jeev Milkha Singh.....	T67	73-74-71-73	291/11	42,625.00
Sergio Garcia.....	T29	67-72-71-71	281/1	68,000.00	Robert Allenby.....	69	73-79-72-68	292/12	42,250.00
Retief Goosen.....	T29	67-72-73-69	281/1	68,000.00	Lee Westwood.....	70	68-72-81-73	294/14	42,000.00
Martin Kaymer.....	T29	68-72-72-69	281/1	68,000.00	Michael Hoey.....	T71	78-75-70-72	295/15	41,625.00
Martin Laird.....	T29	68-72-68-73	281/1	68,000.00	Robert Rock.....	T71	76-72-74-73	295/15	41,625.00
Ian Poulter.....	T29	74-69-69-69	281/1	68,000.00	Ted Potter, Jr.....	73	72-72-75-80	299/19	41,250.00
Jamie Donaldson.....	T36	68-73-75-66	282/2	62,500.00	Tom Lewis.....	74	78-76-74-73	301/21	41,000.00
Branden Grace.....	T36	72-70-66-74	282/2	62,500.00	Oliver Bekker.....	75	77-72-76-77	302/22	40,750.00
Johnson Wagner.....	T36	71-74-68-69	282/2	62,500.00					

# 2011 Bridgestone Invitational

**Firestone Country Club (South Course); Akron, OH**  
**August 1-7, 2011**

**Purse: \$8,500,000**

**Par/Yards: 35-35—70/7,400**

LEADERS		First Round	Second Round	Third Round
	<b>Adam Scott</b> .....	<b>62 (-8)</b>		<b>Adam Scott</b> .....
	Jason Day .....	63 (-7)	Keegan Bradley .....	132 (-8)
	Nick Watney.....	65 (-5)	Rickie Fowler .....	132 (-8)
	Thomas Bjorn.....	66 (-4)	Ryan Moore .....	132 (-8)
	Stewart Cink .....	66 (-4)	<b>Adam Scott</b> .....	<b>132 (-8)</b>
	Kyung-tae Kim .....	66 (-4)	Jason Day .....	133 (-7)
	Martin Laird .....	66 (-4)	Robert Karlsson .....	133 (-7)
	Pablo Larrazabal .....	66 (-4)	Martin Laird .....	133 (-7)
	Ryan Moore .....	66 (-4)		
	D.A. Points .....	66 (-4)		
	Rory Sabbatini .....	66 (-4)		
	Brandt Snedeker .....	66 (-4)		

**CUT:** No cut. All 76 players finished 72 holes.



**WEATHER:** Thursday: Sunny with a high of 88 degrees. Winds W 8-12 mph. Friday: Partly cloudy with temperatures reaching 82 degrees. Winds ESE 4-8 mph in the late morning changing to NNE 8-12 mph in the afternoon. Saturday: Mostly cloudy throughout the morning and early afternoon, with temperatures in the low to mid-80s and winds SW 5-10 mph. Sunday: Partly cloudy, warm and humid with temperatures reaching 86 degrees. Winds W 10-15 mph.

**Winner: Adam Scott 62-70-66-65 263 \$1,400,000.00**

Adam Scott .....	1	62-70-66-65	263	\$1,400,000.00	Charley Hoffman .....	T37	68-69-70-74	281	\$58,500.00
Luke Donald .....	T2	68-69-64-66	267	665,000.00	Hunter Mahan .....	T37	71-69-72-69	281	58,500.00
Rickie Fowler .....	T2	68-64-69-66	267	665,000.00	Matteo Manassero .....	T37	70-72-67-72	281	58,500.00
Jason Day .....	T4	63-70-66-69	268	332,500.00	Geoff Ogilvy .....	T37	68-70-76-67	281	58,500.00
Ryo Ishikawa .....	T4	67-68-64-69	268	332,500.00	Louis Oosthuizen.....	T37	71-71-70-69	281	58,500.00
Zach Johnson .....	T6	70-68-64-68	270	215,000.00	Tiger Woods.....	T37	68-71-72-70	281	58,500.00
Kyung-tae Kim .....	T6	66-72-66-66	270	215,000.00	Paul Casey.....	T45	73-71-71-67	282	53,000.00
Rory McIlroy .....	T6	68-68-67-67	270	215,000.00	Stewart Cink .....	T45	66-70-71-75	282	53,000.00
David Toms .....	T9	68-68-68-67	271	152,500.00	Gary Woodland .....	T45	70-66-73-73	282	53,000.00
Lee Westwood.....	T9	67-71-68-65	271	152,500.00	Robert Allenby .....	T48	70-73-70-70	283	49,300.00
Aaron Baddeley.....	T11	68-70-69-65	272	117,333.34	Dustin Johnson .....	T48	73-69-70-71	283	49,300.00
Fredrik Jacobson.....	T11	68-66-67-71	272	117,333.33	Phil Mickelson.....	T48	67-73-71-72	283	49,300.00
Martin Laird .....	T11	66-67-67-72	272	117,333.33	Rory Sabbatini.....	T48	66-77-71-69	283	49,300.00
Steve Stricker.....	14	71-65-67-70	273	100,000.00	Brendan Steele .....	T48	69-74-74-66	283	49,300.00
Keegan Bradley .....	T15	67-65-68-74	274	95,500.00	Sergio Garcia .....	T53	68-72-72-72	284	46,500.00
Francesco Molinari .....	T15	73-64-68-69	274	95,500.00	Alexander Noren.....	T53	69-73-70-72	284	46,500.00
Robert Karlsson.....	T17	68-65-72-70	275	89,500.00	Alvaro Quiros .....	T53	73-74-67-70	284	46,500.00
Mark Wilson .....	T17	69-69-71-66	275	89,500.00	Charl Schwartzel.....	T53	74-71-68-71	284	46,500.00
Matt Kuchar .....	T19	71-69-65-71	276	85,000.00	Y.E. Yang .....	T53	72-71-69-72	284	46,500.00
D.A. Points .....	T19	66-70-72-68	276	85,000.00	Heath Slocum.....	58	71-65-75-74	285	45,000.00
Peter Hanson.....	T21	70-67-70-70	277	81,250.00	Jonathan Byrd.....	T59	67-74-75-70	286	43,750.00
Bubba Watson .....	T21	69-70-68-70	277	81,250.00	K.J. Choi .....	T59	74-71-70-71	286	43,750.00
Jim Furyk .....	T23	73-69-67-69	278	75,250.00	Padraig Harrington.....	T59	71-70-73-72	286	43,750.00
Lucas Glover.....	T23	68-68-72-70	278	75,250.00	Sean O'Hair .....	T59	72-72-69-73	286	43,750.00
Retief Goosen .....	T23	72-68-68-70	278	75,250.00	Arjun Atwal .....	T63	68-73-71-76	288	42,250.00
Ryan Moore.....	T23	66-66-74-72	278	75,250.00	Bill Haas .....	T63	72-72-70-74	288	42,250.00
Bo Van Pelt.....	T23	68-70-71-69	278	75,250.00	Graeme McDowell.....	65	71-72-75-71	289	1,500.00
Nick Watney .....	T23	65-70-70-73	278	75,250.00	Harrison Frazer.....	T66	72-72-77-70	291	40,750.00
Anders Hansen.....	T29	72-70-67-70	279	68,500.00	Jhonattan Vegas.....	T66	73-70-74-74	291	40,750.00
Martin Kaymer .....	T29	69-70-73-67	279	68,500.00	Thomas Bjorn .....	T68	66-72-75-79	292	39,250.00
Hennie Otto .....	T29	69-66-75-69	279	68,500.00	Darren Clarke .....	T68	77-74-69-72	292	39,250.00
Scott Stallings.....	T29	69-68-72-70	279	68,500.00	Jeff Overton .....	T68	72-73-73-74	292	39,250.00
Simon Dyson .....	T33	77-66-69-68	280	64,500.00	Ian Poulter.....	T68	71-69-80-72	292	39,250.00
Edoardo Molinari .....	T33	72-66-70-72	280	64,500.00	Miguel A. Jimenez.....	72	73-73-74-73	293	38,000.00
Justin Rose .....	T33	71-70-72-67	280	64,500.00	Jae-bum Park .....	73	73-72-77-72	294	37,500.00
Brandt Snedeker .....	T33	66-68-74-72	280	64,500.00	Pablo Larrazabal.....	74	66-76-74-79	295	37,000.00
Ernie Els .....	T37	71-71-71-68	281	58,500.00	Yuta Ikeda .....	75	74-72-77-74	297	36,500.00
Richard Green .....	T37	69-68-74-70	281	58,500.00	Stuart Appleby .....	76	73-76-78-72	299	36,000.00



# 2010 Bridgestone Invitational

**Firestone Country Club (South Course); Akron, OH  
August 5-8, 2010**

**Purse: \$8,500,000**

**Par/Yards: 35-35—70/7,400**

LEADERS		First Round	Second Round	Third Round		
	Bubba Watson	64 (-6)	Retief Goosen	133 (-7)	Ryan Palmer	201 (-9)
	Kenny Perry	66 (-4)	Justin Leonard	134 (-6)	Sean O'Hair	201 (-9)
	Phil Mickelson	66 (-4)	Phil Mickelson	134 (-6)	Matt Kuchar	202 (-8)
	Adam Scott	66 (-4)	Peter Hanson	135 (-5)	Ernie Els	203 (-7)
	Graeme McDowell	66 (-4)	Bo Van Pelt	135 (-5)	Peter Hanson	203 (-7)
	<b>Hunter Mahan</b>	<b>71 (T37)</b>	Bubba Watson	135 (-5)	Justin Leonard	203 (-7)
			<b>Hunter Mahan</b>	<b>138 (T17)</b>	<b>Hunter Mahan</b>	<b>204 T7</b>

**CUT:** No cut. 80 of the 81 players completed 72 holes.



**WEATHER:** Thursday: Early morning showers and thunderstorms with mostly cloudy skies becoming partly cloudy by late morning. A few showers developed late in the evening. Winds: W 10-15 gusting to 20 mph with highs in the mid 80s. Friday: Mostly cloudy with scattered light showers through early afternoon. Partly cloudy the rest of the day. Winds: NW 5-10 mph with temperatures in the high 70s Saturday: Mostly sunny and pleasant. Winds: Variable 4-8 mph. High of 80. Sunday: Partly cloudy and warmer temperatures reaching into the mid-80s.

**Winner: Hunter Mahan 71-67-66-64 268 \$1,400,000.00**

Hunter Mahan	1	71-67-66-64	268	\$1,400,000.00	Alvaro Quiros	T39	73-66-74-68	281	\$58,000.00
Ryan Palmer	2	70-68-63-69	270	840,000.00	Heath Slocum	T39	75-68-67-71	281	58,000.00
Retief Goosen	T3	67-66-73-65	271	412,500.00	Scott Verplank	T39	75-68-68-70	281	58,000.00
Bo Van Pelt	T3	67-68-69-67	271	412,500.00	J.B. Holmes	T44	74-72-69-67	282	54,500.00
Sean O'Hair	5	67-70-64-71	272	295,000.00	Troy Matteson	T44	72-70-69-71	282	54,500.00
Jim Furyk	T6	72-68-69-64	273	227,500.00	Chad Campbell	T46	67-73-73-70	283	50,214.29
Jeff Overton	T6	67-70-67-69	273	227,500.00	K.J. Choi	T46	70-73-72-68	283	50,214.29
Peter Hanson	8	69-66-68-71	274	180,000.00	Boo Weekley	T46	73-72-68-70	283	50,214.29
Padraig Harrington	T9	69-70-70-66	275	125,833.34	Y.E. Yang	T46	74-68-71-70	283	50,214.29
Louis Oosthuizen	T9	72-70-68-65	275	125,833.34	Luke Donald	T46	70-69-73-71	283	50,214.28
Matt Kuchar	T9	69-67-66-73	275	125,833.33	Ross Fisher	T46	70-68-74-71	283	50,214.28
Rory McIlroy	T9	68-69-69-69	275	125,833.33	Phil Mickelson	T46	66-68-71-78	283	50,214.28
Adam Scott	T9	66-70-72-67	275	125,833.33	Ryo Ishikawa	T53	71-73-72-68	284	47,250.00
Steve Stricker	T9	68-71-69-67	275	125,833.33	Alexander Noren	T53	69-69-70-76	284	47,250.00
Dustin Johnson	15	72-65-68-71	276	96,000.00	Ross McGowan	T55	71-69-70-75	285	46,000.00
Martin Laird	T16	70-71-68-68	277	90,000.00	Edoardo Molinari	T55	71-71-70-73	285	46,000.00
Ryan Moore	T16	70-68-70-69	277	90,000.00	Mike Weir	T55	72-69-72-72	285	46,000.00
Nick Watney	T16	68-68-69-72	277	90,000.00	Tim Clark	T58	70-72-75-69	286	44,000.00
Justin Rose	T19	71-70-70-67	278	81,333.34	Ben Crane	T58	71-70-72-73	286	44,000.00
Stewart Cink	T19	72-69-70-67	278	81,333.33	Marcus Fraser	T58	72-72-68-74	286	44,000.00
Kenny Perry	T19	66-73-68-71	278	81,333.33	Charl Schwartzel	T58	73-68-68-77	286	44,000.00
Paul Casey	T22	68-68-73-70	279	72,000.00	Vijay Singh	T58	71-73-70-72	286	44,000.00
Jason Day	T22	69-70-69-71	279	72,000.00	Stuart Appleby	T63	74-72-70-71	287	42,250.00
Ernie Els	T22	69-70-64-76	279	72,000.00	James Kingston	T63	75-65-71-76	287	42,250.00
Sergio Garcia	T22	70-70-69-70	279	72,000.00	Jason Bohn	T65	71-68-73-77	289	40,750.00
Lucas Glover	T22	70-66-70-73	279	72,000.00	Robert Karlsson	T65	71-74-73-71	289	40,750.00
Miguel A. Jimenez	T22	69-67-70-73	279	72,000.00	Hennie Otto	T65	73-72-72-72	289	40,750.00
Martin Kaymer	T22	72-67-69-71	279	72,000.00	Ian Poulter	T65	72-70-77-70	289	40,750.00
Justin Leonard	T22	68-66-69-76	279	72,000.00	Gregory Bourdy	T69	68-72-74-76	290	39,250.00
Graeme McDowell	T22	66-73-68-72	279	72,000.00	Yuta Ikeda	T69	72-76-69-73	290	39,250.00
Geoff Ogilvy	T22	71-67-68-73	279	72,000.00	Rhys Davies	T71	75-69-72-75	291	37,750.00
Bubba Watson	T22	64-71-70-74	279	72,000.00	Simon Dyson	T71	72-73-73-73	291	37,750.00
Angel Cabrera	T33	71-68-67-74	280	63,500.00	David Horsey	T71	73-71-75-72	291	37,750.00
Rickie Fowler	T33	68-73-69-70	280	63,500.00	Camilo Villegas	T71	75-73-71-72	291	37,750.00
Bill Haas	T33	73-66-71-70	280	63,500.00	Soren Hansen	75	71-75-72-77	295	36,750.00
Zach Johnson	T33	70-70-71-69	280	63,500.00	Simon Khan	T76	73-71-74-78	296	36,375.00
Katsumasa Miyamoto	T33	71-72-62-75	280	63,500.00	Anthony Kim	T76	75-76-69-76	296	36,375.00
Oliver Wilson	T33	71-67-67-75	280	63,500.00	Michael Jonzon	T78	76-74-76-72	298	35,875.00
Ben Curtis	T39	69-70-71-71	281	58,000.00	Tiger Woods	T78	74-72-75-77	298	35,875.00
Francesco Molinari	T39	70-72-71-68	281	58,000.00	Henrik Stenson	80	79-75-71-75	300	35,500.00

# 2009 Bridgestone Invitational

Firestone Country Club (South Course), Akron, OH

Purse: \$8,500,000

Par/Yards: 35-35—70/7,400

Aug. 6-9, 2009

LEADERS		First Round	Second Round	Third Round
	Padraig Harrington	64 (-6)	133 (-7)	200 (-10)
	Prayad Marksaeng	66 (-4)	134 (-6)	<b>Tiger Woods</b> ..... <b>203 (-7)</b>
	Tim Clark	66 (-4)	135 (-5)	Jerry Kelly..... 205 (-5)
	Scott Verplank	66 (-4)	136 (-4)	Ten Players..... 206 (-4)
	Steve Stricker	67 (-3)	136 (-4)	
	Ian Poulter	67 (-3)	136 (-4)	
	Zach Johnson	67 (-3)	<b>Tiger Woods</b> ..... <b>138 (T13)</b>	
	<b>Tiger Woods</b>	<b>68 (T8)</b>		



**CUT:** There was no cut. All 79 players completed 72 holes.

**WEATHER:** Thursday: Mostly sunny. High of 78. Winds NW 10-15 mph. Friday: Mostly cloudy. High of 79. Winds W-NW 8-12 mph. Saturday: Mostly cloudy with periodic rain showers. High of 80. Winds S-SW 8-12 mph. Sunday: Partly cloudy and warmer. Highs in the low 90s. Winds W-SW 10-20 mph.


**Winner: Tiger Woods 68-70-65-65 268 \$1,400,000.00**

Tiger Woods..... 1	68-70-65-65	268	\$1,400,000.00	Camilo Villegas..... T36	70-70-72-70	282	\$60,000.00
Robert Allenby..... T2	68-69-69-66	272	665,000.00	Nick Watney..... T36	74-68-69-71	282	60,000.00
Padraig Harrington..... T2	64-69-67-72	272	665,000.00	Ross Fisher..... 43	70-71-70-72	283	56,000.00
Angel Cabrera..... T4	70-68-68-67	273	332,000.00	Justin Leonard..... 44	70-71-70-73	284	55,000.00
Hunter Mahan..... T4	68-69-70-66	273	332,000.00	K.J. Choi..... T45	74-72-73-66	285	51,500.00
Steve Stricker..... T6	67-69-71-67	274	214,333.34	Luke Donald..... T45	70-72-69-74	285	51,500.00
Stewart Cink..... T6	69-69-68-68	274	214,333.33	Anders Hansen..... T45	73-71-70-71	285	51,500.00
Miguel A. Jimenez..... T6	68-72-66-68	274	214,333.33	Graeme McDowell..... T45	73-71-71-70	285	51,500.00
Lee Westwood..... 9	69-71-70-65	275	160,000.00	Nick O'Hern..... T45	72-67-71-75	285	51,500.00
Mike Weir..... 10	71-66-69-70	276	145,000.00	Rory Sabbatini..... T45	71-71-68-75	285	51,500.00
Chad Campbell..... T11	71-68-69-69	277	112,500.00	Stuart Appleby..... T51	74-68-69-75	286	46,500.00
Jerry Kelly..... T11	71-65-69-72	277	112,500.00	Christian Cevaer..... T51	75-70-71-70	286	46,500.00
Kenny Perry..... T11	69-71-66-71	277	112,500.00	Nick Dougherty..... T51	69-71-71-75	286	46,500.00
Oliver Wilson..... T11	69-69-68-71	277	112,500.00	Jim Furyk..... T51	73-71-73-69	286	46,500.00
Woody Austin..... T15	69-68-69-72	278	91,125.00	Danny Lee..... T51	68-73-75-70	286	46,500.00
Zach Johnson..... T15	67-70-69-72	278	91,125.00	Adam Scott..... T51	78-67-71-70	286	46,500.00
Ian Poulter..... T15	67-74-67-70	278	91,125.00	Scott Verplank..... T51	66-69-75-76	286	46,500.00
Alvaro Quiros..... T15	72-65-72-69	278	91,125.00	Phil Mickelson..... T58	70-69-75-73	287	44,250.00
Lucas Glover..... T19	69-69-68-73	279	83,000.00	Boo Weekley..... T58	69-69-76-73	287	44,250.00
Davis Love III..... T19	72-66-73-68	279	83,000.00	Soren Hansen..... T60	69-71-70-78	288	42,750.00
Y.E. Yang..... T19	72-72-69-66	279	83,000.00	Trevor Immelman..... T60	70-70-74-74	288	42,750.00
Mathew Goggin..... T22	73-71-68-68	280	74,428.58	Thongchai Jaidee..... T60	71-74-70-73	288	42,750.00
Darren Clarke..... T22	71-70-70-69	280	74,428.57	Martin Kaymer..... T60	72-74-72-70	288	42,750.00
Sergio Garcia..... T22	68-72-70-70	280	74,428.57	Cameron Beckman..... T64	71-71-72-75	289	40,750.00
Dustin Johnson..... T22	70-71-70-69	280	74,428.57	Ben Curtis..... T64	77-69-72-71	289	40,750.00
Geoff Ogilvy..... T22	69-71-67-73	280	74,428.57	Nathan Green..... T64	74-71-74-70	289	40,750.00
Pat Perez..... T22	70-72-66-72	280	74,428.57	Jeev M. Singh..... T64	70-71-72-76	289	40,750.00
David Toms..... T22	69-69-69-73	280	74,428.57	Soren Kjeldsen..... T68	72-70-75-73	290	39,250.00
Tim Clark..... T29	66-68-73-74	281	67,000.00	Rory McIlroy..... T68	75-70-71-74	290	39,250.00
Ernie Els..... T29	71-72-70-68	281	67,000.00	Gonzalo Fdez-Castano..... T70	70-71-73-77	291	38,250.00
Retief Goosen..... T29	71-67-71-72	281	67,000.00	Sean O'Hair..... T70	69-72-76-74	291	38,250.00
Charles Howell III..... T29	71-72-68-70	281	67,000.00	Shingo Katayama..... 72	74-72-73-73	292	37,500.00
Justin Rose..... T29	75-68-69-69	281	67,000.00	Richard Sterne..... 73	72-73-71-77	293	37,000.00
Vijay Singh..... T29	70-73-67-71	281	67,000.00	Gregory Havret..... T74	73-77-70-75	295	36,625.00
Henrik Stenson..... T29	69-72-70-70	281	67,000.00	Marc Turnesa..... T74	76-75-71-73	295	36,625.00
J.B. Holmes..... T36	70-72-65-75	282	60,000.00	Chih-Bing Lam..... 76	74-75-75-75	299	36,250.00
Anthony Kang..... T36	71-76-66-69	282	60,000.00	Shane Lowry..... 77	78-78-72-72	300	36,000.00
Anthony Kim..... T36	72-68-71-71	282	60,000.00	Yuji Igarashi..... 78	74-83-73-72	302	35,750.00
Prayad Marksaeng..... T36	66-70-72-74	282	60,000.00	Brian Gay..... 79	75-74-76-79	304	35,500.00
Carl Pettersson..... T36	70-70-68-74	282	60,000.00				

# 2008 Bridgestone Invitational

**Firestone Country Club (South Course), Akron, OH Purse: \$8,000,000 Par/Yards: 35-35—70/7,400 July 31-Aug. 3, 2008**

LEADERS		First Round	Second Round	Third Round
	Retief Goosen.....	66 (-4)	<b>Vijay Singh..... 133 (-7)</b>	Lee Westwood..... 202 (-8)
	Tim Clark.....	67 (-3)	Phil Mickelson..... 134 (-6)	<b>Vijay Singh..... 202 (-8)</b>
	Zach Johnson.....	67 (-3)	Sean O'Hair..... 135 (-5)	Phil Mickelson..... 202 (-8)
	Daniel Chopra.....	67 (-3)	Peter Lonard..... 135 (-5)	Stuart Appleby..... 201 (-7)
	<b>Vijay Singh..... 67 (-3)</b>		Zach Johnson..... 135 (-5)	Retief Goosen..... 199 (-5)
			Lee Westwood..... 135 (-5)	



**CUT:** There was no cut. All 80 professionals completed 72 holes.

**WEATHER:** Thursday: Mainly sunny with temperatures reaching the high 80s. NW winds from 6-12 mph. Friday: Partly sunny with highs in the upper 80s. W winds 5-10 mph. Saturday: Sunny and warm with N-NW winds 6-12 mph. Sunday: Mostly sunny with highs in the 80s.

**Winner: Vijay Singh 67-66-69-68 270 \$1,350,000.00**

Vijay Singh.....	1	67-66-69-68	270	\$1,350,000.00	Brendan Jones.....	T36	69-73-69-70	281	\$52,000.00
Stuart Appleby.....	T2	70-66-67-68	271	635,000.00	Anthony Kim.....	T36	71-72-70-68	281	52,000.00
Lee Westwood.....	T2	70-65-67-69	271	635,000.00	Aaron Baddeley.....	T43	79-69-66-68	282	46,600.00
Retief Goosen.....	T4	66-71-68-67	272	310,000.00	Stewart Cink.....	T43	68-68-74-72	282	46,600.00
Phil Mickelson.....	T4	68-66-68-70	272	310,000.00	Richard Green.....	T43	72-73-70-67	282	46,600.00
Darren Clarke.....	T6	70-71-65-67	273	220,000.00	Brandt Snedeker.....	T43	68-76-69-69	282	46,600.00
Peter Lonard.....	T6	69-66-72-66	273	220,000.00	Steve Stricker.....	T43	68-69-75-70	282	46,600.00
Paul Casey.....	T8	70-71-68-65	274	162,500.00	Stephen Ames.....	T48	69-71-71-72	283	44,250.00
D.J. Trahan.....	T8	69-67-70-68	274	162,500.00	Steve Flesch.....	T48	70-70-73-70	283	44,250.00
Miguel A. Jimenez.....	T10	70-66-70-69	275	133,000.00	Hidemasa Hoshino.....	T48	75-73-65-70	283	44,250.00
Hunter Mahan.....	T10	71-66-70-68	275	133,000.00	David Toms.....	T48	72-72-70-69	283	44,250.00
Chris DiMarco.....	T12	68-70-68-70	276	111,000.00	Woody Austin.....	T52	71-70-72-71	284	42,250.00
Sean O'Hair.....	T12	68-67-73-68	276	111,000.00	Niclas Fasth.....	T52	71-71-72-70	284	42,250.00
Chad Campbell.....	T14	68-71-68-70	277	95,500.00	Rocco Mediate.....	T52	68-73-71-72	284	42,250.00
Daniel Chopra.....	T14	67-74-66-70	277	95,500.00	Chez Reavie.....	T52	68-74-70-72	284	42,250.00
K.J. Choi.....	T16	73-67-70-68	278	82,625.00	Ross Fisher.....	T56	69-73-70-73	285	40,000.00
Zach Johnson.....	T16	67-68-72-71	278	82,625.00	Fredrik Jacobson.....	T56	71-71-70-73	285	40,000.00
Ian Poulter.....	T16	70-68-69-71	278	82,625.00	Graeme McDowell.....	T56	70-71-73-71	285	40,000.00
Henrik Stenson.....	T16	73-70-68-67	278	82,625.00	Rod Pampling.....	T56	69-71-75-70	285	40,000.00
Robert Allenby.....	T20	71-70-70-68	279	71,000.00	Adam Scott.....	T56	69-76-72-68	285	40,000.00
Tim Clark.....	T20	67-71-71-70	279	71,000.00	Nick Dougherty.....	T61	72-76-69-69	286	38,250.00
Padraig Harrington.....	T20	69-75-68-67	279	71,000.00	Steve Webster.....	T61	68-72-72-74	286	38,250.00
Robert Karlsson.....	T20	71-67-71-70	279	71,000.00	Lucas Glover.....	T63	70-75-72-70	287	37,000.00
Justin Leonard.....	T20	68-70-70-71	279	71,000.00	Andres Romero.....	T63	73-71-73-70	287	37,000.00
Steve Lowery.....	T20	75-67-70-67	279	71,000.00	Scott Strange.....	T63	68-74-73-72	287	37,000.00
Scott Verplank.....	T20	71-70-70-68	279	71,000.00	Kenny Perry.....	T66	74-69-73-72	288	35,750.00
Ernie Els.....	T27	69-74-69-68	280	60,000.00	Boo Weekley.....	T66	72-73-71-72	288	35,750.00
Jim Furyk.....	T27	68-69-71-72	280	60,000.00	Martin Kaymer.....	T68	72-79-68-70	289	34,500.00
Charles Howell III.....	T27	68-70-70-72	280	60,000.00	Prayad Marksang.....	T68	70-73-73-73	289	34,500.00
Paul McGinley.....	T27	70-67-72-71	280	60,000.00	Geoff Ogilvy.....	T68	71-67-79-72	289	34,500.00
Nick O'Hern.....	T27	70-68-71-71	280	60,000.00	Brett Rumford.....	T71	75-70-76-69	290	33,250.00
Justin Rose.....	T27	71-70-68-71	280	60,000.00	Johnson Wagner.....	T71	70-74-75-71	290	33,250.00
Rory Sabbatini.....	T27	69-67-70-74	280	60,000.00	Soren Hansen.....	T73	75-73-70-74	292	32,500.00
Vaughn Taylor.....	T27	72-67-69-72	280	60,000.00	J.J. Henry.....	T73	69-73-73-77	292	32,500.00
Oliver Wilson.....	T27	71-69-72-68	280	60,000.00	David Howell.....	T73	70-75-70-77	292	32,500.00
Angel Cabrera.....	T36	72-73-68-68	281	52,000.00	Pablo Larrazabal.....	76	72-75-71-76	294	32,000.00
Richard Finch.....	T36	69-75-70-67	281	52,000.00	Colin Montgomerie.....	77	72-71-76-76	295	31,750.00
Sergio Garcia.....	T36	69-72-68-72	281	52,000.00	James Kingston.....	78	73-72-71-80	296	31,500.00
J.B. Holmes.....	T36	69-68-72-72	281	52,000.00	Craig Parry.....	79	70-75-75-77	297	31,250.00
Trevor Immelman.....	T36	75-64-68-74	281	52,000.00	Mark Brown.....	80	80-75-76-70	301	31,000.00

# 2007 Bridgestone Invitational

**Firestone Country Club (South Course), Akron, OH**    **Purse: \$8,000,000**    **Par/Yards: 35-35—70/7,400**    **Aug. 2-5, 2007**

LEADERS		First Round	Second Round	Third Round
	Hunter Mahan .....	67 (-3)	Rory Sabbatini .....	134 (-6)
	Rory Sabbatini .....	67 (-3)	Zach Johnson .....	136 (-4)
	Paul Casey .....	67 (-3)	Kenny Perry .....	138 (-2)
	Stuart Appleby .....	68 (-2)	Scott Verplank .....	138 (-2)
	Mark Calcavecchia .....	68 (-2)	<b>Tiger Woods.....</b>	<b>138 (-2)</b>
	Arron Oberholser .....	68 (-2)		
	Boo Weekley .....	68 (-2)		
	Lee Westwood .....	68 (-2)		
	<b>Tiger Woods.....</b>	<b>68 (-2)</b>		
				<b>Rory Sabbatini .....</b>
				206 (-4)
				<b>Tiger Woods.....</b>
				<b>207 (-3)</b>
				Kenny Perry.....
				209 (-1)

**CUT:** There was no cut. 82 of the 85 professionals completed 72 holes.



**WEATHER:** Thursday: Sunny and warm throughout the day with a high of 93, with SW winds 5-10 mph. Friday: Sunny and warm with a high of 89 and SW winds 5-10 mph. Saturday: Partly cloudy with N-NW winds 5-10 mph and a high of 85. Sunday: Partly cloudy with showers throughout the day, SW winds 10-15 mph and a high of 80.

**Winner: Tiger Woods    68-70-69-65    272    \$1,350,000.00**


Tiger Woods .....	1	68-70-69-65	272	\$1,350,000.00	Colin Montgomerie .....	T41	71-72-73-75	291	\$48,000.00
Justin Rose .....	T2	69-72-71-68	280	635,000.00	Henrik Stenson .....	T41	72-74-72-73	291	48,000.00
Rory Sabbatini .....	T2	67-67-72-74	280	635,000.00	Steve Stricker .....	T41	70-73-76-72	291	48,000.00
Chris DiMarco .....	T4	69-70-72-70	281	310,000.00	John Senden .....	45	71-69-78-74	292	46,000.00
Peter Lonard .....	T4	70-70-73-68	281	310,000.00	Michael Campbell .....	T46	71-74-72-76	293	44,500.00
Tim Clark .....	T6	71-70-72-69	282	202,000.00	Thongchai Jaidee .....	T46	73-76-73-71	293	44,500.00
Davis Love III .....	T6	74-65-74-69	282	202,000.00	Shingo Katayama .....	T46	71-73-75-74	293	44,500.00
Andres Romero .....	T6	71-71-69-71	282	202,000.00	Jerry Kelly .....	T46	73-71-74-75	293	44,500.00
Justin Leonard .....	T9	73-67-71-72	283	147,500.00	Phil Mickelson .....	T46	74-72-74-73	293	44,500.00
Scott Verplank .....	T9	70-68-73-72	283	147,500.00	Paul Casey .....	T51	67-73-76-78	294	42,000.00
Zach Johnson .....	T11	71-65-76-72	284	115,333.34	Troy Matteson .....	T51	71-74-73-76	294	42,000.00
K.J. Choi .....	T11	71-73-69-71	284	115,333.33	Geoff Ogilvy .....	T51	73-71-72-78	294	42,000.00
Kenny Perry .....	T11	69-69-71-75	284	115,333.33	Jeev M. Singh .....	T51	72-74-72-76	294	42,000.00
Mark Calcavecchia .....	T14	68-72-76-69	285	86,583.34	Richard Sterne .....	T51	77-72-74-71	294	42,000.00
Rod Pampling .....	T14	71-73-74-67	285	86,583.34	Woody Austin .....	T56	74-77-68-76	295	39,500.00
Stuart Appleby .....	T14	68-74-69-74	285	86,583.33	Stewart Cink .....	T56	79-67-76-73	295	39,500.00
Joe Durant .....	T14	74-67-71-73	285	86,583.33	Nick O'Hern .....	T56	72-72-75-76	295	39,500.00
Padraig Harrington .....	T14	72-69-72-72	285	86,583.33	Vijay Singh .....	T56	74-72-75-74	295	39,500.00
Arron Oberholser .....	T14	68-74-72-71	285	86,583.33	Yong-Eun Yang .....	T56	73-74-70-78	295	39,500.00
Aaron Baddeley .....	T20	70-74-67-75	286	75,500.00	Retief Goosen .....	T61	74-73-72-77	296	36,750.00
Sergio Garcia .....	T20	71-77-71-67	286	75,500.00	David Howell .....	T61	74-77-75-70	296	36,750.00
Stephen Ames .....	T22	71-73-71-72	287	66,250.00	Vaughn Taylor .....	T61	72-77-71-76	296	36,750.00
Luke Donald .....	T22	75-75-67-70	287	66,250.00	David Toms .....	T61	76-74-71-75	296	36,750.00
Ernie Els .....	T22	70-77-72-68	287	66,250.00	Nick Watney .....	T61	72-72-76-76	296	36,750.00
Niclas Fasth .....	T22	75-73-70-69	287	66,250.00	Liang Wen-chong .....	T61	75-74-72-75	296	36,750.00
Anders Hansen .....	T22	71-72-71-73	287	66,250.00	Darren Clarke .....	T67	70-76-76-75	297	34,750.00
Charley Hoffman .....	T22	71-73-74-69	287	66,250.00	Mark Hensby .....	T67	73-71-79-74	297	34,750.00
Hunter Mahan .....	T22	67-73-71-76	287	66,250.00	Angel Cabrera .....	T69	73-76-74-75	298	33,500.00
Lee Westwood .....	T22	68-71-79-69	287	66,250.00	Fred Funk .....	T69	75-74-74-75	298	33,500.00
Richard Green .....	T30	73-73-68-74	288	58,000.00	Gregory Havret .....	T69	73-73-76-76	298	33,500.00
Carl Pettersson .....	T30	70-79-68-71	288	58,000.00	Robert Karlsson .....	T69	76-72-72-78	298	33,500.00
Ian Poulter .....	T30	71-73-74-70	288	58,000.00	Graeme Storm .....	T69	75-72-76-75	298	33,500.00
John Rollins .....	T30	73-75-68-72	288	58,000.00	Brian Bateman .....	T74	77-75-72-75	299	32,625.00
Boo Weekley .....	T30	68-78-70-72	288	58,000.00	Paul Goydos .....	T74	69-76-73-81	299	32,625.00
Brett Wetterich .....	T30	74-75-70-69	288	58,000.00	Jose Manuel Lara .....	76	71-77-77-75	300	32,250.00
Trevor Immelman .....	T36	73-76-69-71	289	53,500.00	Chad Campbell .....	T77	73-73-77-79	302	31,750.00
Adam Scott .....	T36	75-76-70-68	289	53,500.00	Anton Haig .....	T77	77-75-71-79	302	31,750.00
Mark Wilson .....	T36	76-75-68-70	289	53,500.00	Raphael Jacquelin .....	T77	71-77-73-81	302	31,750.00
Charles Howell III .....	T39	72-76-70-72	290	51,000.00	Ben Curtis .....	80	74-79-77-73	303	31,250.00
Paul McGinley .....	T39	72-74-73-71	290	51,000.00	Robert Allenby .....	81	76-74-82-80	312	31,000.00
J.J. Henry .....	T41	73-69-74-75	291	48,000.00	Jose Maria Olazabal .....	82	77-80-78-79	314	30,750.00

# 2006 Bridgestone Invitational

**Firestone Country Club (South Course), Akron, OH Purse: \$7,500,000 Par/Yards: 35-35—70/7,360 Aug. 24-27, 2006**

LEADERS		First Round	Second Round	Third Round
	Adam Scott	63 (-7)	<b>Tiger Woods</b> ..... <b>131 (-9)</b>	Stewart Cink ..... 201 (-9)
	Jason Gore	65 (-5)	Davis Love III ..... 132 (-8)	Paul Casey ..... 202 (-8)
	Lucas Glover	66 (-4)	Jim Furyk ..... 134 (-6)	Davis Love III ..... 202 (-8)
	Michael Campbell	67 (-3)	Adam Scott ..... 134 (-6)	<b>Tiger Woods</b> ..... <b>202 (-8)</b>
	Luke Donald	67 (-3)	Ernie Els ..... 135 (-5)	Jim Furyk..... 203 (-7)
	David Howell	67 (-3)	Lucas Glover ..... 135 (-5)	
	Davis Love III	67 (-3)	Kevin Stadler ..... 135 (-5)	
	David Toms	67 (-3)		
	<b>Tiger Woods</b> .....	<b>67 (-3)</b>		

**CUT:** There was no cut. 76 of the 78 professionals completed 72 holes.



**WEATHER:** Thursday: Rain in the morning with mostly cloudy skies. Sunny and warm in the afternoon with a high of 76. Friday: Partly cloudy with a high of 85. Winds S 5-10 mph. Saturday: Partly cloudy. High of 85 with winds SW 5-10 mph. Sunday: Due to a threatening weather situation, tee times were scheduled for 7:30-9:30 a.m. off Nos. 1 and 10. After heavy overnight rains, play was delayed 90 minutes. On and off showers most of the day with cloudy skies. High temperature was 77 with SW winds 8-12 mph.

**Winner: Tiger Woods 67-64-71-68 270 \$1,300,000**


Tiger Woods	67-64-71-68	270	\$1,300,000.00	Rory Sabbatini	T36	75-71-68-70	284	\$50,500.00
Stewart Cink	70-67-64-69	270	750,000.00	Charl Schwartzel	T36	72-69-70-73	284	50,500.00
Jim Furyk	69-65-69-68	271	450,000.00	Brett Wetterich	T36	72-73-71-68	284	50,500.00
Angel Cabrera	70-68-70-65	273	246,250.00	Fred Funk	T42	72-70-72-71	285	46,166.67
Paul Casey	69-69-64-71	273	246,250.00	Tom Lehman	T42	72-69-73-71	285	46,166.67
Lucas Glover	66-69-69-69	273	246,250.00	Ben Curtis	T42	71-72-72-70	285	46,166.66
Davis Love III	67-65-70-71	273	246,250.00	Rod Pampling	T45	75-71-71-69	286	44,500.00
Luke Donald	67-69-70-68	274	152,500.00	Vijay Singh	T45	70-74-73-69	286	44,500.00
David Toms	67-74-65-68	274	152,500.00	Dean Wilson	T45	75-70-68-73	286	44,500.00
J.J. Henry	70-68-68-69	275	120,000.00	Retief Goosen	T48	71-73-74-69	287	43,250.00
Arron Oberholser	70-71-69-65	275	120,000.00	Corey Pavin	T48	74-73-68-72	287	43,250.00
Adam Scott	63-71-71-70	275	120,000.00	Olin Browne	T50	68-75-70-75	288	41,750.00
Trevor Immelman	69-70-68-70	277	95,000.00	Chad Campbell	T50	68-76-72-72	288	41,750.00
Ian Poulter	71-71-67-68	277	95,000.00	Stephen Dodd	T50	74-73-69-72	288	41,750.00
Kevin Stadler	68-67-70-72	277	95,000.00	J.B. Holmes	T50	71-72-68-77	288	41,750.00
Ben Crane	73-67-70-68	278	85,000.00	Aaron Baddeley	T54	73-74-69-73	289	39,500.00
Michael Campbell	67-71-70-71	279	82,000.00	Mark Hensby	T54	74-76-68-71	289	39,500.00
Stephen Ames	69-70-71-70	280	77,000.00	Miguel A. Jimenez	T54	70-72-77-70	289	39,500.00
Thomas Bjorn	72-67-67-74	280	77,000.00	Thomas Levet	T54	77-69-69-74	289	39,500.00
Robert Gamez	70-67-72-71	280	77,000.00	Phil Mickelson	T54	74-74-68-73	289	39,500.00
Vaughn Taylor	71-67-71-71	280	77,000.00	David Howell	T59	67-79-71-74	291	37,500.00
Robert Allenby	71-71-68-71	281	68,000.00	Jeff Maggert	T59	75-70-75-71	291	37,500.00
K.J. Choi	75-70-67-69	281	68,000.00	Scott Verplank	T59	71-75-70-75	291	37,500.00
Sergio Garcia	69-73-68-71	281	68,000.00	Bart Bryant	T62	72-83-69-68	292	36,000.00
Jose Maria Olazabal	68-70-74-69	281	68,000.00	Johan Edfors	T62	75-76-71-70	292	36,000.00
Mike Weir	69-71-69-72	281	68,000.00	Robert Karlsson	T62	75-70-73-74	292	36,000.00
Chris DiMarco	68-72-71-71	282	60,500.00	Shiv Kapur	T65	72-75-72-74	293	35,000.00
Padraig Harrington	73-71-70-68	282	60,500.00	John Bickerton	T66	74-75-70-75	294	34,250.00
Kenny Perry	73-70-66-73	282	60,500.00	Paul McGinley	T66	77-75-70-72	294	34,250.00
Carl Pettersson	70-72-68-72	282	60,500.00	Mark Calcavecchia	T68	75-72-77-71	295	33,000.00
Ernie Els	68-67-70-78	283	56,000.00	Chris Couch	T68	72-74-72-77	295	33,000.00
Brad Faxon	69-69-75-70	283	56,000.00	Tim Herron	T68	76-74-73-72	295	33,000.00
Justin Leonard	70-69-72-72	283	56,000.00	Stuart Appleby	T71	76-75-76-69	296	31,750.00
Nick O'Hern	72-69-71-71	283	56,000.00	Peter Lonard	T71	74-73-77-72	296	31,750.00
Henrik Stenson	75-73-67-68	283	56,000.00	Wes Short, Jr.	T71	76-71-73-76	296	31,750.00
Jason Gore	65-76-73-70	284	50,500.00	Tim Clark	T74	68-75-80-77	300	31,250.00
Zach Johnson	71-68-72-73	284	50,500.00	Gonzalo Fernandez	T75	74-76-81-70	301	31,000.00
Geoff Ogilvy	69-76-70-69	284	50,500.00	Tatsuhiko Takahashi	T76	81-73-75-75	304	30,750.00

# 2005 NEC Invitational

**Firestone Country Club (South Course), Akron, OH** Purse: \$7,500,000 Par/Yards: 35-35—70/7,360 Aug. 18-21, 2005

LEADERS		First Round	Second Round	Third Round
Vijay Singh	66 (-4)	66 (-4)	136 (-4)	Kenny Perry 203 (-7)
Henrik Stenson	66 (-4)	66 (-4)	<b>Tiger Woods 136 (-4)</b>	<b>Tiger Woods 203 (-7)</b>
<b>Tiger Woods</b>	<b>66 (-4)</b>	<b>66 (-4)</b>	Thomas Bjorn 137 (-3)	Paul McGinley 204 (-6)
Chris DiMarco	67 (-3)	67 (-3)	Chris DiMarco 137 (-3)	Stuart Appleby 205 (-5)
Nick Dougherty	67 (-3)	67 (-3)	Paul McGinley 137 (-3)	Sergio Garcia 205 (-5)
Davis Love III	67 (-3)	67 (-3)	Vijay Singh 137 (-3)	
			Henrik Stenson 137 (-3)	

**CUT:** There was no cut. 74 of the 76 players completed 72 holes.



**WEATHER:** Thursday: Mostly cloudy with temperatures in the low 80s. Friday: A mix of sun and clouds with temperatures in the mid-80s. Saturday: Third-round tee times were moved up to 7:20 a.m. Last group teed off at 9:10 a.m. Cloudy with temperatures reaching the low 80s. Lightning and heavy rain in the area caused a three-hour and 16 minute weather delay at 12:44 p.m. Play suspended for the day at 6:05 p.m. Sunday: Third-round played resumed at 7:30 a.m. and ended at 8:15 a.m. Final round began at 9 a.m. with players in twosomes. Sunny with temperatures reaching 80.

**Winner: Tiger Woods 66-70-67-71 274 \$1,300,000.00**

Tiger Woods	1	66-70-67-71	274	\$1,300,000.00	Stephen Ames	T36	74-71-68-73	286	\$52,000.00
Chris DiMarco	2	67-70-70-68	275	750,000.00	Woody Austin	T36	73-68-77-68	286	52,000.00
Vijay Singh	T3	66-71-72-67	276	353,666.67	Peter Lonard	T36	74-71-68-73	286	52,000.00
Paul McGinley	T3	71-66-67-72	276	353,666.66	Adam Scott	T36	70-76-67-73	286	52,000.00
Ryan Palmer	T3	72-68-67-69	276	353,666.66	Mike Weir	T36	71-69-70-76	286	52,000.00
Luke Donald	T6	69-67-74-67	277	200,000.00	Angel Cabrera	T41	75-74-67-71	287	47,000.00
David Howell	T6	70-68-70-69	277	200,000.00	Stewart Cink	T41	72-72-73-70	287	47,000.00
Kenny Perry	T6	70-69-64-74	277	200,000.00	Fred Funk	T41	74-71-69-73	287	47,000.00
Zach Johnson	T9	70-70-69-69	278	135,000.00	Tom Lehman	T41	73-71-75-68	287	47,000.00
Colin Montgomerie	T9	70-72-68-68	278	135,000.00	Geoff Ogilvy	T41	74-74-70-69	287	47,000.00
Jose Maria Olazabal	T9	72-68-66-72	278	135,000.00	Steve Elkington	T46	70-76-69-73	288	43,500.00
David Toms	T9	71-67-69-71	278	135,000.00	Thomas Levet	T46	72-71-72-73	288	43,500.00
Stuart Appleby	T13	68-70-67-74	279	94,400.00	Shigeki Maruyama	T46	75-70-71-72	288	43,500.00
Sergio Garcia	T13	68-70-67-74	279	94,400.00	Marc Cayeux	T49	71-75-71-72	289	42,250.00
Davis Love III	T13	67-73-69-70	279	94,400.00	Steve Elkington	T49	72-76-75-66	289	42,250.00
Rod Pampling	T13	71-70-71-67	279	94,400.00	K.J. Choi	T51	71-76-69-74	290	40,250.00
Henrik Stenson	T13	66-71-72-70	279	94,400.00	Tim Clark	T51	71-75-72-72	290	40,250.00
Thomas Bjorn	18	70-67-72-71	280	83,000.00	Nick Dougherty	T51	67-81-70-72	290	40,250.00
Paul Casey	T19	75-68-67-71	281	77,000.00	Phil Mickelson	T51	69-72-75-74	290	40,250.00
Kenneth Ferrie	T19	71-70-73-67	281	77,000.00	Sean O'Hair	T51	70-74-73-73	290	40,250.00
Jay Haas	T19	76-69-67-69	281	77,000.00	Scott Verplank	T51	73-73-67-77	290	40,250.00
Trevor Immelman	T19	73-71-71-66	281	77,000.00	Miguel A. Jimenez	57	76-75-73-67	291	38,500.00
Justin Leonard	T19	72-66-71-72	281	77,000.00	Ben Crane	T58	74-75-71-73	293	36,500.00
Jim Furyk	T24	72-73-68-69	282	69,000.00	Stephen Gallacher	T58	74-74-75-70	293	36,500.00
Pdraig Harrington	T24	75-68-69-70	282	69,000.00	Retief Goosen	T58	77-73-73-70	293	36,500.00
Lee Westwood	T24	73-72-63-74	282	69,000.00	Mark Hensby	T58	70-76-71-76	293	36,500.00
John Daly	27	71-69-69-74	283	65,000.00	Thongchai Jaidee	T58	73-76-72-72	293	36,500.00
Bart Bryant	T28	74-73-67-70	284	60,200.00	Craig Parry	T58	79-71-73-70	293	36,500.00
Darren Clarke	T28	76-68-72-68	284	60,200.00	Chris Riley	T58	69-81-74-69	293	36,500.00
Fred Couples	T28	71-74-70-69	284	60,200.00	Kazuhiko Hosokawa	65	70-78-71-75	294	34,500.00
Nick O'Hern	T28	68-73-72-71	284	60,200.00	Tim Petrovic	66	80-73-69-73	295	34,000.00
Rory Sabbatini	T28	73-69-67-75	284	60,200.00	Richard Green	67	76-78-69-73	296	33,500.00
Chad Campbell	T33	72-72-69-72	285	56,000.00	Michael Campbell	68	72-74-78-74	298	33,000.00
Niclas Fasth	T33	72-72-70-71	285	56,000.00	Stephen Dodd	69	74-78-77-73	302	32,500.00
Ian Poulter	T33	73-69-69-74	285	56,000.00	Jyoti Randhawa	70	79-77-75-73	304	32,000.00

# 2004 NEC Invitational

**Firestone Country Club (South Course), Akron, OH Purse: \$7,000,000 Par/Yards: 35-35—70/7,360 Aug. 19-22, 2004**

LEADERS		First Round	Second Round	Third Round
	<b>Stewart Cink</b> .....	<b>63 (-7)</b>	<b>Stewart Cink</b> .....	<b>131 (-9)</b>
	Zach Johnson .....	65 (-5)	Rory Sabbatini .....	134 (-6)
	Barry Lane .....	67 (-3)	Tiger Woods .....	134 (-6)
	Bob Tway .....	67 (-3)	Rod Pamplng .....	135 (-5)
			David Toms .....	135 (-5)
				<b>Stewart Cink</b> .....
				<b>199 (-11)</b>
				Chris DiMarco .....
				204 (-6)
				David Toms .....
				204 (-6)
				Tiger Woods .....
				204 (-6)
				Rod Pamplng .....
				205 (-5)
				Rory Sabbatini .....
				205 (-5)
				Scott Verplank .....
				205 (-5)

**CUT:** There was no cut. 75 of the 76 players completed 72 holes.

**WEATHER:** Due to heavy rainfall on Wednesday, players were allowed preferred lies all four rounds. The start of the first round was delayed from 9:35 a.m. to 2:45 p.m. due to heavy rain and lightning. The players played in threesomes off two tees instead of twosomes off No. 1. Warm and partly sunny, cloudy in late afternoon. Play was suspended at 5:05 p.m. Play resumed at 5:45 p.m. and was suspended due to darkness at 8:05 p.m. Sixteen players completed the first round, and 60 didn't. There was a 7:30 a.m. re-start on Friday. Second round beginning at 10:20 after players were re-paired in threesomes. Mostly cloudy on Friday, temperatures in the 60s. Mid-afternoon, heavy and steady rainfall. Play was suspended at 3:09 p.m. and suspended for the day at 4:34 p.m. 1.5 inches of rain fell on Friday. Saturday, partly cloudy and cooler in the morning. Mostly sunny in the afternoon, high of 71 degrees. Sunny and clear on Sunday, high of 77.



**Winner: Stewart Cink 63-68-68-70 269 \$1,200,000.00**

Stewart Cink .....	1	63-68-68-70	269	\$1,200,000.00	Joey Sindelar .....	T32	70-70-71-72	283	\$51,000.00
Rory Sabbatini .....	T2	68-66-71-68	273	552,500.00	Vijay Singh .....	T32	73-73-67-70	283	51,000.00
Tiger Woods .....	T2	68-66-70-69	273	552,500.00	Jay Haas .....	T41	70-69-71-74	284	45,500.00
Angel Cabrera .....	T4	69-70-67-68	274	282,500.00	Mike Weir .....	T41	70-67-73-74	284	45,500.00
Davis Love III .....	T4	68-68-72-66	274	282,500.00	John Daly .....	T43	71-69-74-71	285	43,000.00
Bob Tway .....	T6	67-73-67-68	275	178,333.34	Phil Mickelson .....	T43	70-75-68-72	285	43,000.00
Chris DiMarco .....	T6	68-69-67-71	275	178,333.33	Chris Riley .....	T43	72-69-71-73	285	43,000.00
David Toms .....	T6	69-66-69-71	275	178,333.33	Paul McGinley .....	T46	73-72-69-72	286	40,750.00
Robert Allenby .....	T9	71-67-69-69	276	116,000.00	Nick Price .....	T46	69-73-72-72	286	40,750.00
Stuart Appleby .....	T9	69-70-69-68	276	116,000.00	Tim Clark .....	T48	71-70-72-74	287	39,750.00
Alex Cejka .....	T9	72-67-71-66	276	116,000.00	Steve Flesch .....	T48	75-70-71-71	287	39,750.00
Charles Howell III .....	T9	71-67-68-70	276	116,000.00	Tommy Armour III .....	T50	76-72-70-70	288	38,000.00
Lee Westwood .....	T9	69-69-69-69	276	116,000.00	Ricardo Gonzalez .....	T50	73-75-70-70	288	38,000.00
Darren Clarke .....	T14	71-70-68-68	277	87,500.00	Justin Leonard .....	T50	73-71-72-72	288	38,000.00
Rod Pamplng .....	T14	68-67-70-72	277	87,500.00	Shaun Micheel .....	T50	71-72-73-72	288	38,000.00
Paul Casey .....	T16	72-70-68-68	278	79,333.34	Phillip Price .....	T50	72-70-74-72	288	38,000.00
Luke Donald .....	T16	71-70-65-72	278	79,333.33	Barry Lane .....	T55	67-77-73-72	289	36,000.00
Sergio Garcia .....	T16	68-70-70-70	278	79,333.33	J.L. Lewis .....	T55	73-71-73-72	289	36,000.00
Jerry Kelly .....	T19	69-73-64-73	279	74,000.00	Adam Scott .....	T55	71-67-75-76	289	36,000.00
Scott Verplank .....	T19	69-69-67-74	279	74,000.00	K.J. Choi .....	T58	71-73-69-77	290	34,500.00
Todd Hamilton .....	21	69-67-71-73	280	71,000.00	Carlos Franco .....	T58	69-73-75-73	290	34,500.00
Stephen Ames .....	T22	69-70-69-73	281	65,000.00	Colin Montgomerie .....	T58	69-71-75-75	290	34,500.00
Jim Furyk .....	T22	68-72-71-70	281	65,000.00	Scott Drummond .....	T61	69-75-73-75	292	32,750.00
Zach Johnson .....	T22	65-73-73-70	281	65,000.00	Niclas Fasth .....	T61	75-68-70-79	292	32,750.00
Stephen Leaney .....	T22	73-67-68-73	281	65,000.00	Fred Funk .....	T61	69-75-71-77	292	32,750.00
Jesper Parnevik .....	T22	69-72-70-70	281	65,000.00	Bernhard Langer .....	T61	74-69-75-74	292	32,750.00
S.K. Ho .....	T27	70-67-73-72	282	58,000.00	Ernie Els .....	T65	72-77-72-72	293	30,750.00
Miguel A. Jimenez .....	T27	71-70-72-69	282	58,000.00	Mark Hensby .....	T65	71-70-78-74	293	30,750.00
Shigeki Maruyama .....	T27	69-68-72-73	282	58,000.00	Jonathan Kaye .....	T65	71-75-72-75	293	30,750.00
Kenny Perry .....	T27	72-75-69-66	282	58,000.00	Craig Parry .....	T65	79-69-71-74	293	30,750.00
Brett Rumford .....	T27	71-73-69-69	282	58,000.00	Chad Campbell .....	T69	74-74-71-75	294	29,250.00
Fred Couples .....	T32	72-68-69-74	283	51,000.00	Kirk Triplett .....	T69	73-67-79-75	294	29,250.00
Brad Faxon .....	T32	72-72-69-70	283	51,000.00	Andrew McLardy .....	71	73-83-69-70	295	28,500.00
Trevor Immelman .....	T32	73-69-72-69	283	51,000.00	Mark O'Meara .....	T72	71-72-77-76	296	27,750.00
Fredrik Jacobson .....	T32	69-72-68-74	283	51,000.00	Peter Senior .....	T72	69-77-74-76	296	27,750.00
Thongchai Jaidee .....	T32	71-71-76-65	283	51,000.00	Padraig Harrington .....	74	77-74-70-76	297	27,000.00
Thomas Levet .....	T32	68-73-70-72	283	51,000.00	Pierre Fulke .....	75	73-77-78-76	304	26,500.00
Peter Lonard .....	T32	71-69-76-67	283	51,000.00					

# 2003 NEC Invitational

**Firestone Country Club (South Course), Akron, OH** Purse: \$6,000,000 Par/Yards: 35-35—70/7,230 Aug. 21-24, 2003

LEADERS		First Round	Second Round	Third Round
	Ben Curtis.....	64 (-6)	Chris Riley.....	133 (-7)
	Sergio Garcia.....	64 (-6)	David Toms.....	133 (-7)
	<b>Darren Clarke.....</b>	<b>65 (-5)</b>	Fred Funk.....	134 (-6)
	Tiger Woods.....	65 (-5)	Vijay Singh.....	134 (-6)
	Davis Love III.....	66 (-4)	<b>Darren Clarke.....</b>	<b>135 (-5)</b>
	Chris Riley.....	66 (-4)	Brad Faxon.....	135 (-5)
	David Toms.....	66 (-4)		
	Scott Verplank.....	66 (-4)		
				<b>Darren Clarke.....</b>
				Jonathan Kaye.....
				Chris Riley.....
				Davis Love III.....
				Tiger Woods.....



**CUT:** There was no cut. All 85 players completed 72 holes.

**WEATHER:** On Thursday, hazy and muggy with a high of 90 degrees. Mostly sunny in the afternoon. SW winds 10-20 mph. Party cloudy and breezy with cooler temperatures reaching 80 degrees. NW winds 12-18 mph. Sunny and pleasant with a high of 78 degrees. Lower humidity and NE winds 10-15. Mix of sun and clouds on Sunday, with temperatures reaching 78 degrees. SE winds 5-10 mph.

**Winner: Darren Clarke 65-70-66-67 268 \$1,050,000.00**

Darren Clarke.....	1	65-70-66-67	268	\$1,050,000.00	Robert-Jan Derksen.....	T42	73-70-70-72	285	\$33,750.00
Jonathan Kaye.....	2	68-69-65-70	272	550,000.00	Nick Price.....	T42	73-67-71-74	285	33,750.00
Davis Love III.....	3	66-70-68-69	273	360,000.00	Steve Allan.....	T46	74-68-76-68	286	31,500.00
Chris Riley.....	T4	66-67-70-71	274	235,000.00	Stuart Appleby.....	T46	70-75-68-73	286	31,500.00
Tiger Woods.....	T4	65-72-67-70	274	235,000.00	Bob Estes.....	T46	68-74-70-74	286	31,500.00
Vijay Singh.....	T6	69-65-72-69	275	163,333.34	Scott Verplank.....	T46	66-73-70-77	286	31,500.00
Robert Allenby.....	T6	69-69-68-69	275	163,333.33	Lee Westwood.....	T46	70-70-73-73	286	31,500.00
Jim Furyk.....	T6	69-69-68-69	275	163,333.33	Scott Hoch.....	T51	69-72-72-74	287	29,750.00
Brad Faxon.....	T9	68-67-70-71	276	116,750.00	Rory Sabbatini.....	T51	73-72-70-72	287	29,750.00
Trevor Immelman.....	T9	70-68-70-68	276	116,750.00	Mark Calcavecchia.....	T53	70-68-73-77	288	28,150.00
Dan Forsman.....	T11	69-68-70-70	277	91,666.67	Chad Campbell.....	T53	73-71-72-72	288	28,150.00
Bernhard Langer.....	T11	71-73-65-68	277	91,666.67	K.J. Choi.....	T53	73-71-71-73	288	28,150.00
Steve Flesch.....	T11	71-67-67-72	277	91,666.66	Jerry Kelly.....	T53	68-71-76-73	288	28,150.00
Fred Funk.....	T14	72-62-72-72	278	75,000.00	Kenny Perry.....	T53	72-76-68-72	288	28,150.00
Toshi Izawa.....	T14	70-71-68-69	278	75,000.00	Niclas Fasth.....	T58	67-76-74-72	289	27,000.00
Peter Jacobsen.....	T14	73-64-71-70	278	75,000.00	Paul McGinley.....	T58	70-71-73-75	289	27,000.00
Paul Casey.....	T17	72-66-71-70	279	59,250.00	Kaname Yokoo.....	T58	73-71-70-75	289	27,000.00
Ernie Els.....	T17	67-70-71-71	279	59,250.00	Thomas Bjorn.....	T61	72-72-75-71	290	26,250.00
Retief Goosen.....	T17	67-69-69-74	279	59,250.00	Stewart Cink.....	T61	70-71-74-75	290	26,250.00
Jay Haas.....	T17	72-69-73-65	279	59,250.00	Phil Golding.....	T61	76-69-73-72	290	26,250.00
Fred Couples.....	T21	67-71-71-71	280	52,500.00	Tim Clark.....	T64	73-69-73-76	291	25,500.00
Charles Howell III.....	T21	72-68-74-66	280	52,500.00	Craig Parry.....	T64	69-75-71-76	291	25,500.00
Angel Cabrera.....	T23	70-71-70-70	281	48,000.00	Adam Scott.....	T64	72-70-69-80	291	25,500.00
Justin Leonard.....	T23	75-69-69-68	281	48,000.00	Rich Beem.....	T67	69-69-78-76	292	24,625.00
Peter Lonard.....	T23	70-73-72-66	281	48,000.00	Pierre Fulke.....	T67	72-72-75-73	292	24,625.00
Shaun Micheel.....	T23	71-69-70-71	281	48,000.00	Phillip Price.....	T67	68-75-75-74	292	24,625.00
Phil Mickelson.....	T23	68-73-70-70	281	48,000.00	John Rollins.....	T67	75-72-71-74	292	24,625.00
Colin Montgomerie.....	T23	68-70-70-73	281	48,000.00	Jonathan Byrd.....	T71	71-77-73-72	293	23,375.00
Mike Weir.....	T23	71-72-69-69	281	48,000.00	Michael Campbell.....	T71	74-71-70-78	293	23,375.00
Ben Curtis.....	T30	64-76-72-70	282	43,000.00	Stephen Leaney.....	T71	75-69-72-77	293	23,375.00
Sergio Garcia.....	T30	64-76-69-73	282	43,000.00	Kevin Na.....	T71	71-80-69-73	293	23,375.00
Len Mattiace.....	T30	72-69-69-72	282	43,000.00	Jesper Parnevik.....	T71	69-72-75-77	293	23,375.00
Chris DiMarco.....	T33	71-68-73-71	283	38,583.34	Steen Tinning.....	T71	71-74-76-72	293	23,375.00
Justin Rose.....	T33	72-73-69-69	283	38,583.34	Bob Burns.....	T77	74-70-75-75	294	22,000.00
Ian Poulter.....	T33	73-68-67-75	283	38,583.33	Ignacio Garrido.....	T77	74-74-72-74	294	22,000.00
Eduardo Romero.....	T33	70-74-68-71	283	38,583.33	Robert Karlsson.....	T77	72-72-77-73	294	22,000.00
Hal Sutton.....	T33	68-69-68-78	283	38,583.33	Rocco Mediate.....	T77	78-73-69-74	294	22,000.00
David Toms.....	T33	66-67-76-74	283	38,583.33	Hennie Otto.....	T77	72-69-75-78	294	22,000.00
Paul Azinger.....	T39	72-69-67-76	284	35,500.00	Nick Faldo.....	T82	74-67-79-75	295	21,125.00
Pdraig Harrington.....	T39	73-71-70-70	284	35,500.00	Jarrod Moseley.....	T82	76-74-72-73	295	21,125.00
Jeff Sluman.....	T39	67-74-75-68	284	35,500.00	Fredrik Jacobson.....	84	75-71-77-73	296	20,750.00
Alex Cejka.....	T42	72-68-71-74	285	33,750.00	Gene Sauers.....	85	73-76-77-82	308	20,500.00
Ben Crane.....	T42	71-75-68-71	285	33,750.00					



# 2002 NEC Invitational


Sahalee Country Club, Sammamish, WA

Purse: \$5,500,000

Par/Yards: 35-36-71/6,949

August 22-25, 2002

LEADERS		First Round	Second Round	Third Round
	Retief Goosen	65 (-6)	Robert Allenby	132 (-10)
	Toshi Izawa	65 (-6)	Steve Lowery	132 (-10)
	Darren Clarke	66 (-5)	Retief Goosen	133 (-9)
	Davis Love III	66 (-5)	Justin Rose	134 (-8)
	Phil Mickelson	66 (-5)	Phil Mickelson	135 (-7)
	Steve Lowery	67 (-5)	<b>Craig Parry</b>	<b>137 (-5)</b>
	Kenny Perry	67 (-5)		
	Justin Rose	67 (-5)		
	<b>Craig Parry</b>	<b>72 (+1)</b>		
				Robert Allenby
				203 (-10)
				<b>Craig Parry</b>
				<b>203 (-10)</b>
				Fred Funk
				204 (-9)
				Ernie Els
				205 (-8)
				Jim Furyk
				205 (-8)
				Matt Gogel
				205 (-8)
				Steve Lowery
				205 (-8)
				Tiger Woods
				205 (-8)



**CUT:** There was no cut. 77 of the 78 players completed 72 holes.

**WEATHER:** The start of the tournament was delayed by 15 minutes on Thursday due to fog. Sunny in the afternoon, with temperatures in the 70s. Sunny, with temperatures in the low 60s to low 80s on Friday and Saturday. Overcast, with temperatures in the 60s on Sunday.

**Winner: Craig Parry 72-65-66-65 268 \$1,000,000.00**

Craig Parry	1	72-65-66-65	268	\$1,000,000.00	Bernhard Langer	T38	70-70-75-70	285	\$37,250.00
Robert Allenby	T2	69-63-71-69	272	410,000.00	Tom Lehman	T38	72-70-69-74	285	37,250.00
Fred Funk	T2	68-68-68-68	272	410,000.00	Stuart Appleby	T42	70-72-74-70	286	35,000.00
Tiger Woods	4	68-70-67-68	273	215,000.00	Carlos Franco	T42	75-72-67-72	286	35,000.00
Justin Rose	5	67-67-72-68	274	187,500.00	Pierre Fulke	T42	69-73-73-71	286	35,000.00
Rich Beem	T6	74-67-67-67	275	150,000.00	Craig Perks	T42	68-70-73-75	286	35,000.00
Jim Furyk	T6	70-67-68-70	275	150,000.00	Hal Sutton	T42	73-71-70-72	286	35,000.00
Steve Lowery	8	67-65-73-71	276	120,000.00	Stewart Cink	T47	73-71-73-70	287	32,550.00
Matt Gogel	T9	68-69-68-72	277	105,000.00	Joel Edwards	T47	73-73-71-70	287	32,550.00
Phil Mickelson	T9	66-69-71-71	277	105,000.00	Padraig Harrington	T47	72-70-73-72	287	32,550.00
Michael Campbell	T11	70-69-70-69	278	78,750.00	José Maria Olazábal	T47	71-68-75-73	287	32,550.00
Retief Goosen	T11	65-68-74-71	278	78,750.00	Eduardo Romero	T47	71-71-67-78	287	32,550.00
Davis Love III	T11	66-74-69-69	278	78,750.00	Notah Begay III	T52	70-77-70-71	288	31,250.00
Vijay Singh	T11	68-69-69-72	278	78,750.00	Soren Hansen	T52	76-69-69-74	288	31,250.00
Thomas Björn	T15	68-69-72-70	279	60,875.00	Graeme McDowell	T52	72-69-73-74	288	31,250.00
Ernie Els	T15	71-67-67-74	279	60,875.00	Scott Hoch	T55	72-77-69-71	289	30,500.00
David Toms	T15	69-68-71-71	279	60,875.00	Greg Norman	T55	69-74-73-73	289	30,500.00
Lee Westwood	T15	68-69-72-70	279	60,875.00	Chris Smith	T55	75-73-73-68	289	30,500.00
Angel Cabrera	T19	72-70-70-68	280	50,400.00	Niclas Fasth	T58	73-68-79-70	290	29,500.00
K.J. Choi	T19	73-67-73-67	280	50,400.00	Sergio Garcia	T58	68-73-76-73	290	29,500.00
Darren Clarke	T19	66-74-68-72	280	50,400.00	Anders Hansen	T58	71-76-74-69	290	29,500.00
Bob Estes	T19	71-71-69-69	280	50,400.00	Kevin Sutherland	T58	74-71-71-74	290	29,500.00
Peter Lonard	T19	70-71-72-67	280	50,400.00	Scott Verplank	T58	71-75-76-68	290	29,500.00
Toshi Izawa	T24	65-73-73-71	282	45,000.00	Brad Faxon	T63	71-72-71-77	291	28,625.00
Rocco Mediate	T24	68-69-73-72	282	45,000.00	Charlie Wi	T63	73-73-73-72	291	28,625.00
Kenny Perry	T24	67-70-73-72	282	45,000.00	Paul Lawrie	T65	73-69-81-70	293	28,125.00
Mike Weir	T24	69-70-71-72	282	45,000.00	Nobuhito Sato	T65	74-76-73-70	293	28,125.00
John Cook	T28	70-74-69-70	283	41,250.00	Paul McGinley	T67	79-69-73-74	295	27,750.00
Chris DiMarco	T28	68-70-74-71	283	41,250.00	Tobias Dier	T68	76-75-72-73	296	27,250.00
David Duval	T28	72-75-71-65	283	41,250.00	Steve Elkington	T68	76-77-74-69	296	27,250.00
Ricardo Gonzalez	T28	71-72-68-72	283	41,250.00	Nicholas Lawrence	T68	76-72-78-70	296	27,250.00
Justin Leonard	T28	70-74-69-70	283	41,250.00	Jesper Parnevik	T71	76-74-73-74	297	26,625.00
Nick Price	T28	74-66-72-71	283	41,250.00	Phillip Price	T71	73-73-73-78	297	26,625.00
Loren Roberts	T28	70-66-76-71	283	41,250.00	John Daly	T73	73-78-74-73	298	26,250.00
Kirk Triplett	T28	71-69-70-73	283	41,250.00	Mark Calcavecchia	T74	74-81-75-69	299	26,000.00
Shigeki Maruyama	T36	69-72-69-74	284	38,750.00	Jose Coceres	T75	69-71-76-84	300	25,625.00
Len Mattiace	T36	69-72-72-71	284	38,750.00	Scott McCarron	T75	74-74-77-75	300	25,625.00
Paul Azinger	T38	68-72-73-72	285	37,250.00	Jerry Kelly	T77	75-79-74-73	301	25,250.00
Matt Kuchar	T38	71-68-71-75	285	37,250.00					

# 2001 NEC Invitational

**Firestone Country Club (South Course), Akron, OH** Purse: \$5,000,000 Par/Yds: 35-35-70/7,139 August 23-26, 2001

LEADERS		First Round	Second Round	Third Round
	Jim Furyk.....	65 (-5)	Jim Furyk.....	131 (-9)
	Greg Norman.....	65 (-5)	Phil Mickelson.....	133 (-7)
	Thomas Bjorn.....	66 (-4)	<b>Tiger Woods.....</b>	<b>133 (-7)</b>
	Darren Clarke.....	66 (-4)	Stuart Appleby.....	134 (-6)
	Colin Montgomerie.....	66 (-4)	Darren Clarke.....	134 (-6)
	<b>Tiger Woods.....</b>	<b>66 (-4)</b>	Padraig Harrington.....	134 (-6)
				Jim Furyk.....
				197 (-13)
				<b>Tiger Woods.....</b>
				<b>199 (-11)</b>
				Paul Azinger.....
				202 (-8)
				Darren Clarke.....
				202 (-8)

**CUT:** There was no cut. 37 of the 39 players completed 72 holes.



**WEATHER:** Mostly cloudy Thursday, with late morning/early afternoon light rain. Temperatures were in the 70s, with winds primarily out of the west at 5-12 mph. Mostly cloudy Friday morning, with some sun in the afternoon. Temperatures were in the 70s, and winds were out of the northeast at 5-12 mph. Partly cloudy and warm Saturday, with temperatures reaching 82 and winds out of the south at 5-15 mph. Tee times were moved up to 7:45 a.m. and play was off Nos. 1 and 10 in pairs Sunday in anticipation of inclement afternoon weather. Partly cloudy with temperatures in the 70s and winds out of the southwest at 5-20 mph.

**Winner: Tiger Woods 66-67-66-69 268 \$1,000,000.00**  
*(Won playoff with birdie-3 on seventh extra hole)*

Tiger Woods.....	1	66-67-66-69	268	\$1,000,000.00	Carlos Franco.....	20	68-71-68-73	280	\$73,000.00
Jim Furyk.....	2	65-66-66-71	268	500,000.00	Niclas Fasth.....	T21	74-67-68-72	281	66,000.00
Darren Clarke.....	3	66-68-68-69	271	375,000.00	Scott Hoch.....	T21	71-70-69-71	281	66,000.00
Colin Montgomerie.....	4	66-71-66-70	273	300,000.00	Robert Allenby.....	T23	68-67-75-72	282	58,000.00
Stuart Appleby.....	T5	70-64-70-70	274	201,666.67	Steve Elkington.....	T23	73-68-73-68	282	58,000.00
Davis Love III.....	T5	68-68-70-68	274	201,666.67	Mike Weir.....	25	69-70-71-73	283	53,000.00
Paul Azinger.....	T5	67-70-65-72	274	201,666.66	Paul McGinley.....	26	68-73-71-72	284	51,000.00
Ernie Els.....	T8	67-70-66-72	275	147,500.00	David Duval.....	27	69-69-72-75	285	49,000.00
Phil Mickelson.....	T8	67-66-70-72	275	147,500.00	Phillip Price.....	28	70-71-74-71	286	47,000.00
Retief Goosen.....	10	72-69-64-71	276	131,000.00	Nick Price.....	T29	71-70-71-76	288	44,000.00
Bernhard Langer.....	T11	69-67-68-73	277	118,500.00	Loren Roberts.....	T29	72-70-67-79	288	44,000.00
Hal Sutton.....	T11	69-71-67-70	277	118,500.00	Notah Begay III.....	T31	77-71-72-69	289	38,000.00
Stewart Cink.....	T13	69-67-70-72	278	100,500.00	Thomas Bjorn.....	T31	66-79-73-71	289	38,000.00
Ian Poulter.....	T13	67-72-69-70	278	100,500.00	Michael Campbell.....	T31	71-71-75-72	289	38,000.00
Vijay Singh.....	T13	68-68-69-73	278	100,500.00	Shigeki Maruyama.....	T31	68-75-73-73	289	38,000.00
David Toms.....	T13	68-70-70-70	278	100,500.00	Greg Norman.....	35	65-71-74-80	290	33,000.00
Pierre Fulke.....	T17	73-71-65-70	279	83,000.00	Mark Calcavecchia.....	T36	72-69-72-79	292	30,000.00
Padraig Harrington.....	T17	68-66-73-72	279	83,000.00	Miguel Angel Jimenez.....	T36	70-72-74-76	292	30,000.00
Scott Verplank.....	T17	69-71-70-69	279	83,000.00					

# 2000 NEC Invitational

**Firestone Country Club (South Course), Akron, OH Purse: \$5,000,000 Par/Yds: 35-35-70/7,139 August 24-27, 2000**

LEADERS		First Round	Second Round	Third Round
	<b>Tiger Woods</b> .....	<b>64 (-6)</b>	<b>Tiger Woods</b> .....	<b>125 (-15)</b>
	Jim Furyk.....	65 (-5)	Phil Mickelson.....	132 (-8)
	Darren Clarke.....	66 (-4)	Justin Leonard.....	133 (-7)
	Carlos Franco.....	66 (-4)	Jim Furyk.....	134 (-6)
	Justin Leonard.....	66 (-4)		
	Phil Mickelson.....	66 (-4)		
	Phillip Price.....	66 (-4)		
				<b>192 (-18)</b>
				Phil Mickelson.....
				Phillip Price.....
				Hal Sutton.....



**CUT:** There was no cut. 37 of the 40 players completed 72 holes.

**WEATHER:** Sunny and pleasant Thursday, with afternoon temperatures reaching the lower 80s. Light wind helped keep temperatures moderate. Ideal on Friday, with mostly sunny skies and highs in the low-to-mid 80s. Mostly cloudy Saturday, with temperatures reaching the low 80s. Play was halted at 2:16 p.m. Sunday due to dangerous weather and resumed again at 5:10 p.m. Play finished at 8:25 p.m.


**Winner: Tiger Woods 64-61-67-67 259 \$1,000,000.00**

Tiger Woods.....	1	64-61-67-67	259	\$1,000,000.00	Nick Price.....	T20	70-69-74-67	280	\$68,333.34
Justin Leonard.....	T2	66-67-71-66	270	437,500.00	Stuart Appleby.....	T20	67-70-70-73	280	68,333.33
Phillip Price.....	T2	66-69-66-69	270	437,500.00	Lee Westwood.....	T20	66-69-73-72	280	68,333.33
Jim Furyk.....	T4	65-69-69-68	271	243,333.34	Paul McGinley.....	23	71-72-71-67	281	60,000.00
Phil Mickelson.....	T4	66-66-69-70	271	243,333.33	Retief Goosen.....	T24	69-74-73-67	283	52,333.34
Hal Sutton.....	T4	68-68-65-70	271	243,333.33	Jeff Maggert.....	T24	72-69-73-69	283	52,333.33
Stewart Cink.....	7	72-69-68-63	272	170,000.00	Mike Weir.....	T24	68-76-68-71	283	52,333.33
Paul Azinger.....	T8	68-70-70-65	273	147,500.00	Carlos Franco.....	T27	66-77-72-69	284	44,000.00
Colin Montgomerie.....	T8	71-69-66-67	273	147,500.00	Padraig Harrington.....	T27	76-65-71-72	284	44,000.00
Thomas Björn.....	T10	69-69-70-66	274	125,000.00	Mark O'Meara.....	T27	71-71-70-72	284	44,000.00
José María Olazábal.....	T10	67-73-69-65	274	125,000.00	Gary Orr.....	T27	70-68-72-74	284	44,000.00
Robert Allenby.....	T12	69-69-70-67	275	110,500.00	Tom Lehman.....	T31	71-74-70-70	285	38,000.00
Ernie Els.....	T12	67-71-69-68	275	110,500.00	Greg Norman.....	T31	68-71-76-70	285	38,000.00
Loren Roberts.....	14	67-69-66-75	277	103,000.00	Kirk Triplett.....	T33	75-67-72-72	286	34,750.00
Michael Campbell.....	T15	71-69-70-68	278	95,500.00	Ian Woosnam.....	T33	73-72-72-69	286	34,750.00
Shigeki Maruyama.....	T15	71-70-68-69	278	95,500.00	Davis Love III.....	35	75-72-70-70	287	32,500.00
Notah Begay III.....	T17	74-66-69-70	279	83,000.00	Miguel Angel Jiménez.....	36	69-74-72-73	288	31,000.00
Darren Clarke.....	T17	66-71-71-71	279	83,000.00	Steve Pate.....	37	75-73-69-75	292	29,500.00
Andrew Coltart.....	T17	69-69-69-72	279	83,000.00					

# 1999 NEC Invitational

**Firestone Country Club (South Course), Akron, OH**    **Purse: \$5,000,000**    **Par/Yds: 35-35-70/7,139**    **August 26-29, 1999**

LEADERS		First Round	Second Round	Third Round
	<b>Tiger Woods</b> .....	<b>66 (-4)</b>	Carlos Franco.....	<b>199 (-11)</b>
	David Duval.....	67 (-3)	Paul Lawrie.....	Fred Couples.....
	Jim Furyk.....	67 (-3)	Phil Mickelson.....	Nick Price.....
	Sergio Garcia.....	67 (-3)	Nick Price.....	Carlos Franco.....
	Paul Lawrie.....	67 (-3)	Hal Sutton.....	
	Tom Lehman.....	67 (-3)	<b>Tiger Woods</b> .....	
	Nick Price.....	67 (-3)	<b>137 (-3)</b>	



**CUT:** There was no cut. All 41 players completed 72 holes.

**WEATHER:** Overcast, with periodic rains Thursday and Friday. Thursday play was delayed at 2:05 p.m. due to lightning in the area. Play was suspended for the day at 5:20 p.m., with all 41 players still on the course. Partly cloudy and humid Saturday. Beautiful on Sunday.

**Winner: Tiger Woods    66-71-62-71    270    \$1,000,000**

Tiger Woods.....	1	66-71-62-71	270	\$1,000,000.00	Greg Turner.....	T21	70-71-68-74	283	\$66,000.00
Phil Mickelson.....	2	69-67-70-65	271	510,000.00	Stuart Appleby.....	T23	72-70-72-70	284	58,000.00
Craig Parry.....	T3	71-66-69-69	275	327,500.00	Scott Hoch.....	T23	68-73-71-72	284	58,000.00
Nick Price.....	T3	67-69-68-71	275	327,500.00	Greg Norman.....	T25	70-75-66-74	285	50,000.00
Ernie Els.....	5	71-69-67-69	276	234,000.00	Mark O'Meara.....	T25	73-70-71-71	285	50,000.00
Shigeki Maruyama.....	6	72-67-70-68	277	179,000.00	Miguel Angel Jimenez.....	T27	72-70-70-74	286	41,333.34
Carlos Franco.....	T7	68-67-70-73	278	154,000.00	David Duval.....	T27	67-72-71-76	286	41,333.33
Sergio Garcia.....	T7	67-70-69-72	278	154,000.00	Jesper Parnevik.....	T27	75-69-66-76	286	41,333.33
Jeff Maggert.....	T7	71-67-69-71	278	154,000.00	Lee Janzen.....	T30	71-70-72-74	287	37,000.00
Jim Furyk.....	T10	67-72-69-71	279	129,000.00	Colin Montgomerie.....	T30	69-75-67-76	287	37,000.00
Davis Love III.....	T10	68-69-70-72	279	129,000.00	Jarmo Sandelin.....	T30	71-71-73-72	287	37,000.00
Mark Calcavecchia.....	T12	68-69-73-70	280	109,000.00	Andrew Coltart.....	T33	71-71-69-77	288	34,000.00
Padraig Harrington.....	T12	72-67-70-71	280	109,000.00	John Huston.....	T33	69-71-70-78	288	34,000.00
Steve Pate.....	T12	69-71-68-72	280	109,000.00	Lee Westwood.....	T33	74-72-70-72	288	34,000.00
Fred Couples.....	T15	71-70-63-77	281	88,000.00	Darren Clarke.....	T36	73-72-69-75	289	31,500.00
Tom Lehman.....	T15	67-72-67-75	281	88,000.00	Jean Van De Velde.....	T36	75-71-68-75	289	31,500.00
Vijay Singh.....	T15	71-67-72-71	281	88,000.00	Frank Nobilo.....	38	73-69-75-73	290	30,000.00
Payne Stewart.....	T15	70-67-69-75	281	88,000.00	Steve Elkington.....	39	70-74-71-76	291	29,000.00
Hal Sutton.....	T15	69-67-72-73	281	88,000.00	José Maria Olazábal.....	40	70-80-69-73	292	28,000.00
Justin Leonard.....	20	73-68-69-72	282	73,000.00	Naomichi Joe Ozaki.....	41	75-74-75-72	296	27,000.00
Paul Lawrie.....	T21	67-68-74-74	283	66,000.00					

# Bridgestone Invitational Records

## Low 72 Holes:

259 (21-under) Tiger Woods (2000)  
 263 (17-under) Adam Scott (2011)  
 264 (16-under) Hideki Matsuyama (2017)  
 265 (15-under) Tiger Woods (2013)  
 Rory McIlroy (2014)

## Low 18 Holes:

61 (9-under) Tiger Woods, second round (2000)  
 Tiger Woods, second round (2013)  
 Sergio Garcia, second round (2014)  
 Hideki Matsuyama, final round (2017)  
 62 (8-under) Tiger Woods, third round (1999)  
 Fred Funk, second round (2003)  
 Katsumasa Miyamoto, third round (2010)  
 Adam Scott, first round (2011)  
 Phil Mickelson, final round (2014)

## Low 9 Holes:

27 (8-under) Sergio Garcia, back nine, second round (2014)  
 29 (7-under) Robert Allenby, back nine, second round (2002) \*  
 29 (6-under) Retief Goosen, front nine, third round (2001)  
 Lee Westwood, back nine, third round (2005)  
 Adam Scott, front nine, first round (2006)  
 Vaughn Taylor, front nine, second round (2008)  
 Katsumasa Miyamoto, back nine, third round (2010)

## Low first 18 holes:

62 (8-under) Adam Scott (2011)  
 63 (7-under) Stewart Cink (2004)  
 Adam Scott (2006)  
 Jason Day (2011)

## Low opening 36 holes:

125 (15-under) Tiger Woods (64-61) (2000)  
 127 (13-under) Tiger Woods (66-61) (2013)  
 129 (11-under) Jim Furyk (63-66) (2012)  
 Sergio Garcia (68-61) (2014)

## Low opening 54 holes:

192 (18-under) Tiger Woods (64-61-67) (2000)  
 195 (15-under) Tiger Woods (66-61-68) (2013)  
 196 (14-under) Sergio Garcia (68-61-67) (2014)

## Low start by a winner:

62 (8-under) Adam Scott (2011)  
 63 (7-under) Stewart Cink (2004)

## High start by a winner:

72 (1-over) Craig Parry (2002) \*  
 71 (1-over) Hunter Mahan (2010)

## Low finish by a winner:

61 (9-under) Hideki Matsuyama (2017)  
 64 (6-under) Hunter Mahan (2010)  
 Keegan Bradley (2012)

## High finish by a winner:

71 (1-over) Tiger Woods (1999)  
 Tiger Woods (2005)

## Largest margin of victory:

11 strokes Tiger Woods (2000)

## Largest 18-hole lead:

3 strokes William McGirt (2016)

## Largest 36-hole lead:

7 strokes Tiger Woods (2000)  
 Tiger Woods (2013)

## Largest 54-hole lead:

9 strokes Tiger Woods (2000)

## Holes-in-one (5):

Stewart Cink (No. 15), final round (2000)  
 Retief Goosen (No. 7), final round (2000)  
 Hal Sutton (No. 12), third round (2000)  
 Jim Furyk (No. 15), second round (2006)  
 Jim Furyk (No. 5), third round (2011)  
 Hudson Swafford (No. 15), second round (2017)

## Wire-to-wire winner (2):

Tiger Woods (2000)  
 Stewart Cink (2004)

## Playoffs (2):

Tiger Woods defeated Jim Furyk with birdie-3 on seventh extra hole (2001)  
 Tiger Woods defeated Stewart Cink with birdie-3 on fourth extra hole (2006)

## Most World Golf Championships appearances (not counting this week)

(Mexico Championship, Dell Technologies Match Play, Bridgestone Invitational and HSBC Champions)

Westwood, Lee	58
Garcia, Sergio	55
Mickelson, Phil	54
Scott, Adam	51
Furyk, Jim	48
Els, Ernie	47
Casey, Paul	45
Poulter, Ian	45
Woods, Tiger	44
Johnson, Zach	42

## Bridgestone Invitational Records (cont.)

Rose, Justin 41  
Harrington, Padraig 41

### Oldest winners of a World Golf Championships event:

**Phil Mickelson**, 2018 Mexico Championship, 47 years, 8 months, 16 days

**Vijay Singh**, 2008 Bridgestone Invitational, 45 years, 5 months, 12 days

**Ernie Els**, 2010 Cadillac Championship, 40 years, 4 months, 25 days

**Phil Mickelson**, 2009 HSBC Champions, 39 years, 4 months, 23 days

### Youngest winners of World Golf Championships Events:

**Patrick Reed**, Cadillac Championship, 2014 – 23 years, 7 months, 4 days

**Tiger Woods**, Bridgestone Invitational, 1999 – 23 years, 7 months, 30 days

**Tiger Woods**, Cadillac Championship, 1999 – 23 years, 10 months, 8 days

**Hideki Matsuyama**, HSBC Champions, 2016 – 24 years, 8 months, 5 days

**Tiger Woods**, Bridgestone Invitational, 2000 – 24 years, 7 months, 28 days

**Rory McIlroy**, Bridgestone Invitational, 2014 – 25 years, 2 months, 14 days

**Tiger Woods**, Bridgestone Invitational, 2001–25 years, 7 months, 27 days

**Rory McIlroy**, Dell Match Play, 2015 – 25 years, 11 months, 29 days

**Jason Day**, Dell Match Play, 2014 – 26 years, 1 month, 28 days

**Keegan Bradley**, Bridgestone Invitational, 2012 – 26 years, 1 month, 29 days

**Tiger Woods**, Cadillac Championship, 2002 – 26 years, 8 months, 23 days

**Tiger Woods**, Dell Match Play, 2003 – 27 years, 2 months, 2 days

**Tiger Woods**, Cadillac Championship, 2003 – 27 years, 9 months, 5 days

**Francesco Molinari**, HSBC Champions, 2010 – 28 years

**Tiger Woods**, Dell Match play, 2004 – 28 years, 1 month, 30 days

**Hunter Mahan**, Bridgestone Invitational, 2010 – 28 years, 2 months, 22 days

**Shane Lowry**, Bridgestone Invitational, 2015 – 28 years, 4 months, 7 days

**Jason Day**, Dell Match Play, 2016 – 28 years, 4 months, 15 days

**Geoff Ogilvy**, Dell Match play, 2006 – 28 years, 8 months, 15 days

**Tiger Woods**, Bridgestone Invitational, 2005 – 29 years, 7 months, 22 days

**Hunter Mahan**, Dell Match Play, 2009 – 29 years, 9 months, 9 days

**Tiger Woods**, Cadillac Championship, 2005 – 29 years, 9 months, 9 days

**Nick Wantey**, Cadillac Championship, 2011 – 29 years, 10 months, 16 days

\* At Sahalee Country Club

## Breakdown of Round Leaders

Year	1st-round leader	2nd-round leader	3rd-round leader	Champion (by rounds)
1999	Tiger Woods (66)	Paul Lawrie (135) Carlos Franco (135)	Tiger Woods (199)	Tiger Woods (1, T6, 1)
2000	Tiger Woods (64)	Tiger Woods (125)	Tiger Woods (192)	Tiger Woods (1, 1, 1)
2001	Jim Furyk (65) Greg Norman (65)	Jim Furyk (131)	Jim Furyk (197)	Tiger Woods (T3, T2, 2)
2002	Toshi Izawa (65) Retief Goosen (65)	Robert Allenby (132) Steve Lowery (132)	Robert Allenby (203) Craig Parry (203)	Craig Parry (T48, T8, T1)
2003	Ben Curtis (64) Sergio Garcia (64)	Chris Riley (133) David Toms (133)	Darren Clarke (201)	Darren Clarke (T3, T5, 1)
2004	Stewart Cink (63)	Stewart Cink (131)	Stewart Cink (199)	Stewart Cink (1, 1, 1)
2005	Tiger Woods (66) Vijay Singh (66) Henrik Stenson (66)	Tiger Woods (136) Luke Donald (136)	Tiger Woods (203) Kenny Perry (203)	Tiger Woods (T1, T1, T1)
2006	Adam Scott (63)	Tiger Woods (131)	Stewart Cink (201)	Tiger Woods (T4, 1, T2)
2007	Hunter Mahan (67) Rory Sabbatini (67)	Rory Sabbatini (134)	Rory Sabbatini (206)	Tiger Woods (T4, T3, T2)
2008	Retief Goosen (66)	Vijay Singh (133)	Phil Mickelson (202) Vijay Singh (202) Lee Westwood (202)	Vijay Singh (T2, 1, T1)
2009	Padraig Harrington (64)	Padraig Harrington (133)	Padraig Harrington (200)	Tiger Woods (T8, T13, 2)
2010	Bubba Watson (64)	Retief Goosen (133)	Ryan Palmer (201)	Hunter Mahan (T37, T17, T7)
2011	Adam Scott (62)	Adam Scott (132) Keegan Bradley (132) Rickie Fowler (132) Ryan Moore (132)	Adam Scott (198)	Adam Scott (1, T1, 1)
2012	Jim Furyk (63)	Jim Furyk (129)	Jim Furyk (199)	Keegan Bradley (T9, T8, 3)
2013	Webb Simpson (64)	Tiger Woods (127)	Tiger Woods (195)	Tiger Woods (T3, 1, 1)
2014	Marc Leishman (64)	Sergio Garcia (129)	Sergio Garcia (196)	Rory McIlroy (T14, T3, 2)
2015	Danny Lee (65)	Jim Furyk (132)	Jim Furyk (196) Justin Rose (196)	Shane Lowry (T22, T2, 3)
2016	William McGirt (64)	Jason Day (136)	Jason Day (205) Scott Piercy (205)	Dustin Johnson (T9, T22, T5)
2017	Thomas Pieters (65)	Jimmy Walker (133)	Zach Johnson (201) Thomas Pieters (201)	Hideki Matsuyama (T15, T3, 4)

# Top-10 Finishes at Bridgestone Invitational

12	Tiger Woods	1999 (1), 2000 (1), 2001 (1), 2002 (4), 2003 (T4), 2004 (T2), 2005 (1), 2006 (1), 2007 (1), 2009 (1), 2012 (T8), 2013 (1)
10	Jim Furyk	1999 (T10), 2000 (T4), 2001 (2), 2002 (T6), 2003 (T6), 2006 (3), 2010 (T6), 2012 (T2), 2013 (T9), 2015 (T3)
6	Davis Love III	1999 (T10), 2001 (T5), 2003 (3), 2004 (T4), 2006 (T4), 2007 (T6)
5	Rickie Fowler	2011 (T2), 2014 (T8), 2015 (T10), 2016 (T10), 2017 (9)
	Zach Johnson	2005 (T9), 2011 (T6), 2013 (T4), 2016 (T10), 2017 (2)
	Rory McIlroy	2010 (T9), 2011 (T6), 2012 (T5), 2014 (1), 2017 (T5)
	Phil Mickelson	1999 (2), 2000 (T4), 2001 (T8), 2002 (T9), 2008 (T4)
	Justin Rose	2002 (5), 2007 (T2), 2012 (T5), 2014 (T4), 2015 (T3)
	Adam Scott	2006 (T10), 2010 (T9), 2011 (1), 2014 (T8), 2016 (T10)
	David Toms	2004 (T6), 2005 (T9), 2006 (T8), 2011 (T9), 2012 (T8)
4	Robert Allenby	2002 (T2), 2003 (T6), 2004 (T9), 2009 (T2)
	Stewart Cink	2000 (7), 2004 (1), 2006 (2), 2009 (T6)
	Luke Donald	2005 (T6), 2006 (T8), 2011 (T2), 2012 (T8)
	Lee Westwood	2004 (T9), 2008 (T2), 2009 (9), 2011 (T9)
3	Stuart Appleby	2001 (T5), 2004 (T9), 2008 (T2)
	Keegan Bradley	2012 (1), 2013 (T2), 2014 (T4)
	Angel Cabrera	2004 (T4), 2006 (T4), 2009 (T4)
	Paul Casey	2006 (T4), 2008 (T8), 2017 (T5)
	Darren Clarke	2001 (3), 2003 (1), 2008 (T6)
	Chris DiMarco	2004 (T6), 2005 (2), 2007 (T4)
	Retief Goosen	2001 (10), 2008 (T4), 2010 (T3)
	Miguel A. Jimenez	2008 (T10), 2009 (T6), 2013 (T4)
	Matt Kuchar	2010 (T9), 2012 (T8), 2016 (T3)
	Colin Montgomerie	2000 (T8), 2001 (4), 2005 (T9)
	Vijay Singh	2003 (T6), 2005 (T3), 2008 (1)
	Steve Stricker	2009 (T6), 2010 (T9), 2012 (T2)
2	Paul Azinger	2000 (T8), 2001 (T5)
	Jason Day	2011 (T4), 2016 (T3)
	Jason Dufner	2012 (7), 2013 (T4)
	Ernie Els	1999 (5), 2001 (T8)
	Sergio Garcia	1999 (T7), 2014 (2)
	Padraig Harrington	2009 (T2), 2010 (T9)
	Justin Leonard	2000 (T2), 2007 (T9)
	David Lingmerth	2015 (T6), 2016 (T7)
	Peter Lonard	2007 (T4), 2008 (T6)
	Hunter Mahan	2008 (T10), 2009 (T4)
	Jose Maria Olazabal	2000 (T10), 2005 (T9)
	Louis Oosthuizen	2010 (T9), 2012 (4)
	Ryan Palmer	2005 (T3), 2010 (2)
	Craig Parry	1999 (T3), 2002 (1)
	Rory Sabbatini	2004 (T2), 2007 (T2)
	Charl Schwartzel	2014 (T4), 2016 (T7)
	Jordan Spieth	2015 (T10), 2016 (T3)
	Henrik Stenson	2013 (T2), 2015 (T6)
	Bo Van Pelt	2010 (T3), 2012 (T8)

1	Aaron Baddeley	2012 (T8)
	Rich Beem	2002 (T6)
	Thomas Bjorn	2000 (T10)
	K.J. Choi	2012 (T8)
	Alex Cejka	2004 (T9)
	Kevin Chappell	2016 (T3)
	Tim Clark	2007 (T6)
	Luke Donald	2013 (T9)
	Brad Faxon	2003 (T9)
	Carlos Franco	1999 (T7)
	Fred Funk	2002 (T2)
	Lucas Glover	2006 (T4)
	Matt Gogel	2002 (T9)
	Branden Grace	2016 (T10)
	Bill Haas	2013 (T7)
	Adam Hadwin	2017 (T5)
	Peter Hanson	2010 (8)
	Scott Hend	2017 (T10)
	J.J. Henry	2006 (T10)
	Charley Hoffman	2017 (3)
	Charles Howell III	2004 (T9)
	David Howell	2005 (T6)
	Trevor Immelman	2003 (T9)
	Ryo Ishikawa	2011 (T4)
	Dustin Johnson	2016 (1)
	Jonathan Kaye	2003 (2)
	Martin Kaymer	2013 (T9)
	K.T. Kim	2011 (T6)
	Russell Knox	2017 (T5)
	Brooks Koepka	2015 (T6)
	Danny Lee	2015 (T6)
	Marc Leishman	2014 (3)
	Steve Lowery	2002 (8)
	Shane Lowry	2015 (1)
	Jeff Maggert	1999 (T7)
	Graeme McDowell	2014 (T8)
	Hideki Matsuyama	2017 (1)
	Shigeki Maruyama	1999 (6)
	Paul McGinley	2005 (T3)
	William McGirt	2016 (T7)
	Ryan Moore	2014 (T8)
	Arron Oberholser	2006 (T10)
	Sean O'Hair	2010 (5)
	Thorbjorn Olesen	2017 (T10)
	Jeff Overton	2010 (T6)
	Kenny Perry	2005 (T6)
	Scott Piercy	2016 (2)
	Thomas Pieters	2017 (4)
	Nick Price	1999 (T3)
	Phillip Price	2000 (T2)
	Patrick Reed	2014 (T4)
	Chris Riley	2003 (T4)
	Andres Romero	2007 (T6)
	Lee Slattery	2012 (T8)
	Richard Sterne	2013 (T9)
	Robert Streb	2015 (5)
	Hal Sutton	2000 (T2)
	Hudson Swafford	2017 (T10)
	D.J. Trahan	2008 (T8)
	Bob Tway	2004 (T6)
	Scott Verplank	2007 (T9)
	Bubba Watson	2015 (T2)
	Mike Weir	2009 (T10)
	Chris Wood	2013 (T7)



## Top-50 Bridgestone Invitational Money Leaders

Name	Events	Earnings
1 Tiger Woods	15	\$11,075,625
2 Jim Furyk	17	3,623,667
3 Stewart Cink	12	2,761,067
4 Keegan Bradley	5	2,584,500
5 Adam Scott	15	2,571,250
6 Zach Johnson	14	2,561,000
7 Rory McIlroy	7	2,528,583
8 Justin Rose	13	2,390,917
9 Vijay Singh	11	2,380,250
10 Hunter Mahan	8	2,175,750
11 Dustin Johnson	8	2,133,395
12 Darren Clarke	12	2,106,029
13 Phil Mickelson	19	2,100,056
14 Hideki Matsuyama	5	1,985,667
15 Sergio Garcia	16	1,946,662
16 Robert Allenby	11	1,784,383
17 Shane Lowry	4	1,732,500

Name	Events	Earnings
18 Lee Westwood	18	\$1,731,458
19 Davis Love III	11	1,710,067
20 Luke Donald	10	1,591,798
21 Bubba Watson	8	1,527,750
22 Rickie Fowler	8	1,527,417
23 Pádraig Harrington	14	1,495,092
24 Chris DiMarco	7	1,489,667
25 Rory Sabbatini	8	1,488,750
26 Stuart Appleby	13	1,482,983
27 Henrik Stenson	10	1,479,525
28 Craig Parry	6	1,451,500
29 Retief Goosen	12	1,370,583
30 Steve Stricker	8	1,358,017
31 Paul Casey	13	1,327,033
32 Ángel Cabrera	11	1,289,150
33 Ryan Palmer	3	1,236,042
34 Ernie Els	15	1,203,825

Name	Events	Earnings
35 Matt Kuchar	9	\$1,184,750
36 Jason Day	8	1,178,625
37 Scott Piercy	3	1,145,750
38 Justin Leonard	11	1,116,250
39 David Toms	11	1,102,470
40 Miguel Ángel Jiménez	12	1,074,833
41 Charl Schwartzel	9	990,500
42 Ian Poulter	13	896,958
43 Charley Hoffman	5	843,250
44 Louis Oosthuizen	7	796,083
45 Colin Montgomerie	9	781,750
46 Jordan Spieth	4	776,250
47 Peter Lonard	7	763,150
48 Marc Leishman	5	760,500
49 Kenny Perry	9	736,567
50 Paul McGinley	9	705,417

## Top-50 Bridgestone Invitational Career Stroke Averages

Name	Average	Rounds
1 Keegan Bradley	68.15	20
2 Tiger Woods	68.34	59
3 Rory McIlroy	68.82	28
4 Brooks Koepka	69.00	8
5 Jim Furyk	69.12	68
T6 Kevin Chappell	69.13	8
T6 David Lingmerth	69.13	8
T6 Kevin Stadler	69.13	8
T6 Bo Van Pelt	69.13	16
10 K.T. Kim	69.33	12
11 Rickie Fowler	69.34	32
12 Steve Lowery	69.38	8
13 Matt Kuchar	69.50	36
14 Bubba Watson	69.53	32
15 Hideki Matsuyama	69.55	20
16 Zach Johnson	69.61	56
17 Jordan Spieth	69.63	16

Name	Average	Rounds
18 Davis Love III	69.66	41
19 Luke Donald	69.73	40
T20 Paul Azinger	69.75	16
T20 Ryan Moore	69.75	24
T20 Webb Simpson	69.75	12
T20 Steve Stricker	69.75	32
24 Jason Day	69.77	30
25 Justin Rose	69.79	52
26 Lucas Glover	69.80	20
27 Martin Laird	69.81	16
28 Chris DiMarco	69.82	28
29 Ryo Ishikawa	69.83	12
30 David Toms	69.84	44
31 Hal Sutton	69.90	20
32 Paul Casey	69.92	48
33 Dustin Johnson	69.94	32
T34 Toshi Izawa	70.00	8

Name	Average	Rounds
T34 Arron Oberholser	70.00	8
T34 Ryan Palmer	70.00	12
T34 Kyle Stanley	70.00	8
38 Hunter Mahan	70.03	32
39 Charl Schwartzel	70.06	36
T40 Stewart Cink	70.08	48
T40 Harris English	70.08	12
T42 Alex Cejka	70.13	8
T42 Matt Jones	70.13	8
T42 Brendan Steele	70.13	8
45 Peter Hanson	70.19	16
T46 Charley Hoffman	70.20	20
T46 Vijay Singh	70.20	44
T48 Ángel Cabrera	70.23	44
T48 Darren Clarke	70.23	44
50 5 Tied with	70.25	

\*minimum 8 rounds





























# Bridgestone Invitational Individual Player Records (cont.)

## Paratore, Renato (71.00)

Year	1st	2nd	3rd	4th	Total	Finish	Money
2017	71	68	74	71	284	T44	\$60,000.00

## Park, Jae-bum (73.50)

Year	1st	2nd	3rd	4th	Total	Finish	Money
2011	73	72	77	72	294	73	\$37,500.00

## Parnevik, Jesper (72.31)

Year	1st	2nd	3rd	4th	Total	Finish	Money
1999	75	69	66	76	286	T27	\$41,333.33
2002	76	74	73	74	297	T71	26,625.00
2003	69	72	75	77	293	T71	23,375.00
2004	69	72	70	70	281	T22	65,000.00
<b>Total</b>							<b>\$156,333.33</b>

## Parry, Craig (71.54)

Year	1st	2nd	3rd	4th	Total	Finish	Money
1999	71	66	69	69	275	T3	\$327,500.00
2002	72	65	66	65	268	1	1,000,000.00
2003	69	75	71	76	291	T64	25,500.00
2004	79	69	71	74	293	T65	30,750.00
2005	79	71	73	70	293	T58	36,500.00
2008	70	75	75	77	297	79	31,250.00
<b>Total</b>							<b>\$1,451,500.00</b>

## Pate, Steve (71.50)

Year	1st	2nd	3rd	4th	Total	Finish	Money
1999	69	71	68	72	280	T12	\$109,000.00
2000	75	73	69	75	292	37	29,500.00
<b>Total</b>							<b>\$138,500.00</b>

## Pavin, Corey (71.75)

Year	1st	2nd	3rd	4th	Total	Finish	Money
2006	74	73	68	72	287	T48	\$43,250.00

## Perez, Pat (71.25)

Year	1st	2nd	3rd	4th	Total	Finish	Money
2009	70	72	66	72	280	T22	\$74,428.57
2017	72	75	75	68	290	69	45,250.00
<b>Total</b>							<b>\$119,678.57</b>

## Perks, Craig (71.50)

Year	1st	2nd	3rd	4th	Total	Finish	Money
2002	68	70	73	75	286	T42	\$35,000.00

## Perry, Kenny (70.50)

Year	1st	2nd	3rd	4th	Total	Finish	Money
2002	67	70	73	72	282	T24	\$45,000.00
2003	72	76	68	72	288	T53	28,150.00
2004	72	75	69	66	282	T27	58,000.00
2005	70	69	64	74	277	T6	200,000.00
2006	73	70	66	73	282	T27	60,500.00
2007	69	69	71	75	284	T11	115,333.33
2008	74	69	73	72	288	T66	35,750.00
2009	69	71	66	71	277	T11	112,500.00
2010	66	73	68	71	278	T19	81,333.33
<b>Total</b>							<b>\$736,566.66</b>

## Petrovic, Tim (73.75)

Year	1st	2nd	3rd	4th	Total	Finish	Money
2005	80	73	69	73	295	66	\$34,000.00

## Pettersson, Carl (71.35)

Year	1st	2nd	3rd	4th	Total	Finish	Money
2006	70	72	68	72	282	T27	\$60,500.00
2007	70	79	68	71	288	T30	58,000.00
2009	70	70	68	74	282	T36	60,000.00
2012	67	70	71	72	280	28	72,000.00
2013	72	73	73	77	295	70	42,000.00
<b>Total</b>							<b>\$292,500.00</b>

## Piercy, Scott (70.25)

Year	1st	2nd	3rd	4th	Total	Finish	Money
2012	69	70	70	69	278	T19	\$82,000.00
2013	68	77	75	70	290	T59	45,750.00
2016	69	69	67	70	275	2	1,018,000.00
<b>Total</b>							<b>\$1,145,750.00</b>

## Pieters, Thomas (68.00)

Year	1st	2nd	3rd	4th	Total	Finish	Money
2017	65	70	66	71	272	4	\$422,000.00

## Points, D.A. (70.75)

Year	1st	2nd	3rd	4th	Total	Finish	Money
2011	66	70	72	68	276	T19	\$85,000.00
2013	73	69	75	73	290	T59	45,750.00
<b>Total</b>							<b>\$130,750.00</b>

## Popovic, Daniel (78.50)

Year	1st	2nd	3rd	4th	Total	Finish	Money
2013	79	77	76	82	314	73	\$41,250.00

## Potter, Jr., Ted (74.75)

Year	1st	2nd	3rd	4th	Total	Finish	Money
2012	72	72	75	80	299	73	\$41,250.00

## Poulter, Ian (70.67)

Year	1st	2nd	3rd	4th	Total	Finish	Money
2001	67	72	69	70	278	T13	\$100,500.00
2003	73	68	67	75	283	T33	38,583.33
2005	73	69	69	74	285	T33	56,000.00
2006	71	71	67	68	277	T13	95,000.00
2007	71	73	74	70	288	T30	58,000.00
2008	70	68	69	71	278	T16	82,625.00
2009	67	74	67	70	278	T15	91,125.00
2010	72	70	77	70	289	T65	40,750.00
2011	71	69	80	72	292	T68	39,250.00
2012	74	69	69	69	281	T29	68,000.00
2013	69	72	69	70	280	T19	89,000.00
2014	73	73	70	71	287	T52	49,625.00
2015	68	72	65	74	279	T17	88,500.00
<b>Total</b>							<b>\$896,958.33</b>

## Price, Nick (70.71)

Year	1st	2nd	3rd	4th	Total	Finish	Money
1999	67	69	68	71	275	T3	\$327,500.00
2000	70	69	74	67	280	T20	68,333.34
2001	71	70	71	76	288	T29	44,000.00
2002	74	66	72	71	283	T28	41,250.00
2003	73	67	71	74	285	T42	33,750.00
2004	69	73	72	72	286	T46	40,750.00
<b>Total</b>							<b>\$555,583.34</b>

## Price, Phillip (71.65)

Year	1st	2nd	3rd	4th	Total	Finish	Money
2000	66	69	66	69	270	T2	\$437,500.00
2001	70	71	74	71	286	28	47,000.00
2002	73	73	73	78	297	T71	26,625.00
2003	68	75	75	74	292	T67	24,625.00
2004	72	70	74	72	288	T50	38,000.00
<b>Total</b>							<b>\$573,750.00</b>

## Purdy, Ted (71.50)

Year	1st	2nd	3rd	4th	Total	Finish	Money
2005	72	71			143	DQ	

## Quiros, Alvaro (70.44)

Year	1st	2nd	3rd	4th	Total	Finish	Money
2009	72	65	72	69	278	T15	\$91,125.00
2010	73	66	74	68	281	T39	58,000.00
2011	73	74	67	70	284	T53	46,500.00
2012	70	71	72	71	284	T43	56,500.00
<b>Total</b>							<b>\$252,125.00</b>

# Bridgestone Invitational Individual Player Records (cont.)

## Rahm, Jon (69.75)

Year	1st	2nd	3rd	4th	Total	Finish	Money
2017	67	77	67	68	279	T28	\$73,562.50

## Ramsay, Richie (71.75)

Year	1st	2nd	3rd	4th	Total	Finish	Money
2013	73	69	73	72	287	T48	\$53,000.00

## Randhawa, Jyoti (76.00)

Year	1st	2nd	3rd	4th	Total	Finish	Money
2005	79	77	75	73	304	70	\$32,000.00

## Reavie, Chez (71.00)

Year	1st	2nd	3rd	4th	Total	Finish	Money
2008	68	74	70	72	284	T52	\$42,250.00

## Reed, Patrick (70.25)

Year	1st	2nd	3rd	4th	Total	Finish	Money
2014	67	68	71	65	271	T4	\$308,000.00
2015	71	67	72	68	278	T15	109,000.00
2016	74	75	69	76	294	52	58,000.00
2017	75	70	68	68	281	T36	68,000.00
<b>Total</b>							<b>\$543,000.00</b>

## Riley, Chris (71.00)

Year	1st	2nd	3rd	4th	Total	Finish	Money
2003	66	67	70	71	274	T4	\$235,000.00
2004	72	69	71	73	285	T43	43,000.00
2005	69	81	74	69	293	T58	36,500.00
<b>Total</b>							<b>\$314,500.00</b>

## Roberts, Loren (70.67)

Year	1st	2nd	3rd	4th	Total	Finish	Money
2000	67	69	66	75	277	14	\$103,000.00
2001	72	70	67	79	288	T29	44,000.00
2002	70	66	76	71	283	T28	41,250.00
<b>Total</b>							<b>\$188,250.00</b>

## Rock, Robert (73.75)

Year	1st	2nd	3rd	4th	Total	Finish	Money
2012	76	72	74	73	295	T71	\$41,625.00

## Rollins, John (72.50)

Year	1st	2nd	3rd	4th	Total	Finish	Money
2003	75	72	71	74	292	T67	\$24,625.00
2007	73	75	68	72	288	T30	58,000.00
<b>Total</b>							<b>\$82,625.00</b>

## Romero, Andres (71.67)

Year	1st	2nd	3rd	4th	Total	Finish	Money
2007	71	71	69	71	282	T6	\$202,000.00
2008	73	71	73	70	287	T63	37,000.00
2017	68	73	74	76	291	70	45,000.00
<b>Total</b>							<b>\$284,000.00</b>

## Romero, Eduardo (71.25)

Year	1st	2nd	3rd	4th	Total	Finish	Money
2002	71	71	67	78	287	T47	\$32,550.00
2003	70	74	68	71	283	T33	38,583.33
<b>Total</b>							<b>\$71,133.33</b>

## Rose, Justin (69.79)

Year	1st	2nd	3rd	4th	Total	Finish	Money
2002	67	67	72	68	274	5	\$187,500.00
2003	72	73	69	69	283	T33	38,583.34
2007	69	72	71	68	280	T2	635,000.00
2008	71	70	68	71	280	T27	60,000.00
2009	75	68	69	69	281	T29	67,000.00
2010	71	70	70	67	278	T19	81,333.34
2011	71	70	72	67	280	T33	64,500.00
2012	70	69	66	67	272	T5	276,500.00
2013	69	72	69	69	279	T17	93,000.00
2014	65	67	70	69	271	T4	308,000.00
2015	67	71	63	72	273	T3	470,000.00
2016	69	76	73	72	290	T46	63,000.00
2017	72	69	74	73	288	T63	46,500.00
<b>Total</b>							<b>\$2,390,916.68</b>

## Rumford, Brett (72.00)

Year	1st	2nd	3rd	4th	Total	Finish	Money
2004	71	73	69	69	282	T27	\$58,000.00
2008	75	70	76	69	290	T71	33,250.00
2013	76	74	72	70	292	T63	44,250.00
<b>Total</b>							<b>\$135,500.00</b>

## Sabbatini, Rory (70.50)

Year	1st	2nd	3rd	4th	Total	Finish	Money
2003	73	72	70	72	287	T51	\$29,750.00
2004	68	66	71	68	273	T2	552,500.00
2005	73	69	67	75	284	T28	60,200.00
2006	75	71	68	70	284	T36	50,500.00
2007	67	67	72	74	280	T2	635,000.00
2008	69	67	70	74	280	T27	60,000.00
2009	71	71	68	75	285	T45	51,500.00
2011	66	77	71	69	283	T48	49,300.00
<b>Total</b>							<b>\$1,488,750.00</b>

## Sandelin, Jarmo (71.75)

Year	1st	2nd	3rd	4th	Total	Finish	Money
1999	71	71	73	72	287	T30	\$37,000.00

## Sato, Nobuhito (73.25)

Year	1st	2nd	3rd	4th	Total	Finish	Money
2002	74	76	73	70	293	T65	\$28,125.00

## Sauers, Gene (77.00)

Year	1st	2nd	3rd	4th	Total	Finish	Money
2003	73	76	77	82	308	85	\$20,500.00

## Schauffele, Xander (69.00)

Year	1st	2nd	3rd	4th	Total	Finish	Money
2017	70	69	69	68	276	T13	\$123,500.00

## Schwartzel, Charl (70.06)

Year	1st	2nd	3rd	4th	Total	Finish	Money
2006	72	69	70	73	284	T36	\$50,500.00
2010	73	68	68	77	286	T58	44,000.00
2011	74	71	68	71	284	T53	46,500.00
2012	69	75	72	63	279	T24	74,500.00
2013	74	74	64	69	281	T21	81,166.67
2014	65	69	73	64	271	T4	308,000.00
2015	70	72	70	69	281	T31	70,500.00
2016	72	69	67	70	278	T7	233,333.33
2017	70	69	70	69	278	T24	82,000.00
<b>Total</b>							<b>\$990,500.00</b>



# Bridgestone Invitational Individual Player Records (cont.)

## Scott, Adam (70.27)

Year	1st	2nd	3rd	4th	Total	Finish	Money
2003	72	70	69	80	291	T64	\$25,500.00
2004	71	67	75	76	289	T55	36,000.00
2005	70	76	67	73	286	T36	52,000.00
2006	63	71	71	70	275	T10	120,000.00
2007	75	76	70	68	289	T36	53,500.00
2008	69	76	72	68	285	T56	40,000.00
2009	78	67	71	70	286	T51	46,500.00
2010	66	70	72	67	275	T9	125,833.33
2011	62	70	66	65	263	1	1,400,000.00
2012	71	70	71	73	285	T45	53,000.00
2013	73	68	66	71	278	T14	102,666.66
2014	69	68	65	71	273	T8	170,000.00
2015	72	69	71	73	285	T45	55,000.00
2016	71	68	73	68	280	T10	167,750.00
2017	68	71	69	68	276	T13	123,500.00
<b>Total</b>							<b>\$2,571,249.99</b>

## Senden, John (70.58)

Year	1st	2nd	3rd	4th	Total	Finish	Money
2007	71	69	78	74	292	45	\$46,000.00
2012	66	70	69	72	277	T16	90,000.00
2014	74	66	67	71	278	T26	75,200.00
<b>Total</b>							<b>\$211,200.00</b>

## Senior, Peter (74.00)

Year	1st	2nd	3rd	4th	Total	Finish	Money
2004	69	77	74	76	296	T72	\$27,750.00

## Short, Jr., Wes (74.00)

Year	1st	2nd	3rd	4th	Total	Finish	Money
2006	76	71	73	76	296	T71	\$31,750.00

## Siem, Marcel (71.38)

Year	1st	2nd	3rd	4th	Total	Finish	Money
2012	76	71	70	71	288	T60	\$44,500.00
2015	70	73	69	71	283	T37	63,000.00
<b>Total</b>							<b>\$107,500.00</b>

## Simpson, Webb (69.75)

Year	1st	2nd	3rd	4th	Total	Finish	Money
2013	64	75	73	66	278	T14	\$102,666.67
2014	72	69	70	68	279	T31	69,500.00
2015	68	70	72	70	280	T25	74,666.67
<b>Total</b>							<b>\$246,833.34</b>

## Sindelar, Joey (70.75)

Year	1st	2nd	3rd	4th	Total	Finish	Money
2004	70	70	71	72	283	T32	\$51,000.00

## Singh, Jeev Milkha (72.83)

Year	1st	2nd	3rd	4th	Total	Finish	Money
2007	72	74	72	76	294	T51	\$42,000.00
2009	70	71	72	76	289	T64	40,750.00
2012	73	74	71	73	291	T67	42,625.00
<b>Total</b>							<b>\$125,375.00</b>

## Singh, Vijay (70.20)

Year	1st	2nd	3rd	4th	Total	Finish	Money
1999	71	67	72	71	281	T15	\$88,000.00
2001	68	68	69	73	278	T13	100,500.00
2002	68	69	69	72	278	T11	78,750.00
2003	69	65	72	69	275	T6	163,333.34
2004	73	73	67	70	283	T32	51,000.00
2005	66	71	72	67	276	T3	353,666.67
2006	70	74	73	69	286	T45	44,500.00
2007	74	72	75	74	295	T56	39,500.00
2008	67	66	69	68	270	1	1,350,000.00
2009	70	73	67	71	281	T29	67,000.00
2010	71	73	70	72	286	T58	44,000.00
<b>Total</b>							<b>\$2,380,250.01</b>

## Slattery, Lee (69.00)

Year	1st	2nd	3rd	4th	Total	Finish	Money
2012	65	71	72	68	276	T8	\$128,750.00

## Slocum, Heath (70.75)

Year	1st	2nd	3rd	4th	Total	Finish	Money
2010	75	68	67	71	281	T39	\$58,000.00
2011	71	65	75	74	285	58	45,000.00
<b>Total</b>							<b>\$103,000.00</b>

## Sluman, Jeff (71.00)

Year	1st	2nd	3rd	4th	Total	Finish	Money
2003	67	74	75	68	284	T39	\$35,500.00

## Smith, Chris (72.25)

Year	1st	2nd	3rd	4th	Total	Finish	Money
2002	75	73	73	68	289	T55	\$30,500.00

## Snedeker, Brandt (70.36)

Year	1st	2nd	3rd	4th	Total	Finish	Money
2008	68	76	69	69	282	T43	\$46,600.00
2011	66	68	74	72	280	T33	64,500.00
2012	71	70	70	75	286	T50	49,000.00
2013	72	70	71	70	283	T33	68,000.00
2014	68	68	68	70	274	T12	115,000.00
2015	70	70	72	70	282	T33	67,500.00
2016	70	72	70	71	283	T21	91,000.00
<b>Total</b>							<b>\$501,600.00</b>

## Song, Young-han (70.75)

Year	1st	2nd	3rd	4th	Total	Finish	Money
2016	70	70	72	71	283	T21	\$91,000.00

## Spieth, Jordan (69.63)

Year	1st	2nd	3rd	4th	Total	Finish	Money
2014	71	70	73	71	285	49	\$54,000.00
2015	70	68	72	66	276	T10	149,500.00
2016	68	71	71	67	277	T3	449,250.00
2017	67	70	71	68	276	T13	123,500.00
<b>Total</b>							<b>\$776,250.00</b>

## Stadler, Kevin (69.13)

Year	1st	2nd	3rd	4th	Total	Finish	Money
2006	68	67	70	72	277	T13	\$95,000.00
2014	71	70	66	69	276	T19	89,000.00
<b>Total</b>							<b>\$184,000.00</b>

## Stal, Gary (72.75)

Year	1st	2nd	3rd	4th	Total	Finish	Money
2015	72	73	73	73	291	T63	\$43,875.00

## Stallings, Scott (70.75)

Year	1st	2nd	3rd	4th	Total	Finish	Money
2011	69	68	72	70	279	T29	\$68,500.00
2014	72	75	68	72	287	T52	49,625.00
<b>Total</b>							<b>\$118,125.00</b>

## Stanley, Kyle (70.00)

Year	1st	2nd	3rd	4th	Total	Finish	Money
2012	69	73	68	67	277	T16	\$90,000.00
2017	69	74	71	69	283	T41	63,000.00
<b>Total</b>							<b>\$153,000.00</b>

## Steele, Brendan (70.13)

Year	1st	2nd	3rd	4th	Total	Finish	Money
2011	69	74	74	66	283	T48	\$49,300.00
2017	73	68	69	68	278	T24	82,000.00
<b>Total</b>							<b>\$131,300.00</b>

# Bridgestone Invitational Individual Player Records (cont.)

## Stenson, Henrik (70.30)

Year	1st	2nd	3rd	4th	Total	Finish	Money
2005	66	71	72	70	279	T13	\$94,400.00
2006	75	73	67	68	283	T31	56,000.00
2007	72	74	72	73	291	T41	48,000.00
2008	73	70	68	67	278	T16	82,625.00
2009	69	72	70	70	281	T29	67,000.00
2010	79	75	71	75	300	80	35,500.00
2013	65	70	67	70	272	T2	692,500.00
2014	71	66	68	71	276	T19	89,000.00
2015	68	69	68	70	275	T6	219,000.00
2017	72	70	68	67	277	T17	95,500.00
<b>Total</b>							<b>\$1,479,525.00</b>

## Sterne, Richard (72.00)

Year	1st	2nd	3rd	4th	Total	Finish	Money
2007	77	72	74	71	294	T51	\$42,000.00
2009	72	73	71	77	293	T3	37,000.00
2013	70	68	70	68	276	T9	145,750.00
2014	75	70	73	71	289	T58	46,500.00
<b>Total</b>							<b>\$271,250.00</b>

## Stewart, Payne (70.25)

Year	1st	2nd	3rd	4th	Total	Finish	Money
1999	70	67	69	75	281	T15	\$88,000.00

## Storm, Graeme (74.50)

Year	1st	2nd	3rd	4th	Total	Finish	Money
2007	75	72	76	75	298	T69	\$33,500.00

## Strange, Scott (71.75)

Year	1st	2nd	3rd	4th	Total	Finish	Money
2008	68	74	73	72	287	T63	\$37,000.00

## Streb, Robert (68.50)

Year	1st	2nd	3rd	4th	Total	Finish	Money
2015	68	70	68	68	274	5	\$330,000.00

## Streelman, Kevin (73.75)

Year	1st	2nd	3rd	4th	Total	Finish	Money
2013	76	73	71	70	290	T59	\$45,750.00
2014	78	71	78	73	300	71	42,250.00
<b>Total</b>							<b>\$88,000.00</b>

## Stricker, Steve (69.75)

Year	1st	2nd	3rd	4th	Total	Finish	Money
2007	70	73	76	72	291	T41	\$48,000.00
2008	68	69	75	70	282	T43	46,600.00
2009	67	69	71	67	274	T6	214,333.34
2010	68	71	69	67	275	T9	125,833.33
2011	71	65	67	70	273	14	100,000.00
2012	68	68	68	64	268	T2	665,000.00
2013	71	67	70	69	277	13	114,000.00
2014	74	73	72	73	292	T63	44,250.00
<b>Total</b>							<b>\$1,358,016.67</b>

## Stuard, Brian (70.50)

Year	1st	2nd	3rd	4th	Total	Finish	Money
2016	71	69	67	75	282	T16	\$105,200.00

## Sullivan, Andy (71.50)

Year	1st	2nd	3rd	4th	Total	Finish	Money
2017	72	75	71	68	286	T50	\$51,250.00

## Sutherland, Kevin (72.50)

Year	1st	2nd	3rd	4th	Total	Finish	Money
2002	74	71	71	74	290	T58	\$29,500.00

## Sutton, Hal (69.90)

Year	1st	2nd	3rd	4th	Total	Finish	Money
1999	69	67	72	73	281	T15	\$88,000.00
2000	68	68	65	70	271	T4	243,333.33
2001	69	71	67	70	277	T11	118,500.00
2002	73	71	70	72	286	T42	35,000.00
2003	68	69	68	78	283	T33	38,583.33
<b>Total</b>							<b>\$523,416.66</b>

## Swafford, Hudson (68.75)

Year	1st	2nd	3rd	4th	Total	Finish	Money
2017	70	69	70	66	275	T10	\$154,666.67

## Takahashi, Tatsuhiko (76.00)

Year	1st	2nd	3rd	4th	Total	Finish	Money
2006	81	73	75	75	304	T76	\$30,750.00

## Takeya, Yoshitaka (74.50)

Year	1st	2nd	3rd	4th	Total	Finish	Money
2014	74	75	74	75	298	T69	\$42,625.00

## Taniguchi, Toru (75.00)

Year	1st	2nd	3rd	4th	Total	Finish	Money
2012	72	78			150	W/D	
2013	75	73	79	73	300	71	\$41,750.00
<b>Total</b>							<b>\$41,750.00</b>

## Tanihara, Hideto (71.50)

Year	1st	2nd	3rd	4th	Total	Finish	Money
2017	74	71	71	70	286	T50	\$51,250.00

## Taylor, Vaughn (71.44)

Year	1st	2nd	3rd	4th	Total	Finish	Money
2006	71	67	71	71	280	T18	\$77,000.00
2007	72	77	71	76	296	T61	36,750.00
2008	72	67	69	72	280	T27	60,000.00
2016	69	75	74	69	287	T38	71,000.00
<b>Total</b>							<b>\$244,750.00</b>

## Thomas, Justin (70.50)

Year	1st	2nd	3rd	4th	Total	Finish	Money
2016	70	69	70	76	285	T33	\$76,000.00
2017	73	70	69	67	279	T28	73,562.50
<b>Total</b>							<b>\$149,562.50</b>

## Thompson, Michael (70.25)

Year	1st	2nd	3rd	4th	Total	Finish	Money
2013	72	71	70	68	281	T21	\$81,166.67

## Tinning, Steen (73.25)

Year	1st	2nd	3rd	4th	Total	Finish	Money
2003	71	74	76	72	293	T71	\$23,375.00

## Todd, Brendon (71.63)

Year	1st	2nd	3rd	4th	Total	Finish	Money
2014	74	70	69	70	283	T45	\$57,500.00
2015	74	72	68	76	290	T61	44,625.00
<b>Total</b>							<b>\$102,125.00</b>

## Toms, David (69.84)

Year	1st	2nd	3rd	4th	Total	Finish	Money
2001	68	70	70	70	278	T13	\$100,500.00
2002	69	68	71	71	279	T15	60,875.00
2003	66	67	76	74	283	T33	38,583.33
2004	69	66	69	71	275	T6	178,333.33
2005	71	67	69	71	278	T9	135,000.00
2006	67	74	65	68	274	T8	152,500.00
2007	76	74	71	75	296	T61	36,750.00
2008	72	72	70	69	283	T48	44,250.00
2009	69	69	69	73	280	T22	74,428.57
2011	68	68	68	67	271	T9	152,500.00
2012	68	67	73	68	276	T8	128,750.00
<b>Total</b>							<b>\$1,102,470.23</b>

# Bridgestone Invitational Individual Player Records (cont.)

**Trahan, D.J. (68.50)**

Year	1st	2nd	3rd	4th	Total	Finish	Money
2008	69	67	70	68	274	T8	\$162,500.00

**Triplett, Kirk (71.77)**

Year	1st	2nd	3rd	4th	Total	Finish	Money
2000	75	67	72	72	286	T33	\$34,750.00
2001	70				70	DQ	
2002	71	69	70	73	283	T28	41,250.00
2004	73	67	79	75	294	T69	29,250.00
<b>Total</b>							<b>\$105,250.00</b>

**Tsakada, Yosuke (76.00)**

Year	1st	2nd	3rd	4th	Total	Finish	Money
2016	78	78	73	75	304	57	\$53,000.00

**Turner, Greg (70.75)**

Year	1st	2nd	3rd	4th	Total	Finish	Money
1999	70	71	68	74	283	T21	\$66,000.00

**Turnesa, Marc (73.75)**

Year	1st	2nd	3rd	4th	Total	Finish	Money
2009	76	75	71	73	295	T74	\$36,625.00

**Tway, Bob (68.75)**

Year	1st	2nd	3rd	4th	Total	Finish	Money
2004	67	73	67	68	275	T6	\$178,333.34

**Van de Velde, Jean (72.25)**

Year	1st	2nd	3rd	4th	Total	Finish	Money
1999	75	71	68	75	289	T36	\$31,500.00

**Van Pelt, Bo (69.13)**

Year	1st	2nd	3rd	4th	Total	Finish	Money
2010	67	68	69	67	271	T3	\$412,500.00
2011	68	70	71	69	278	T23	75,250.00
2012	70	69	66	71	276	T8	128,750.00
2013	71	73	68	69	281	T21	81,166.67
<b>Total</b>							<b>\$697,666.67</b>

**Van Zyl, Jaco (76.25)**

Year	1st	2nd	3rd	4th	Total	Finish	Money
2013	73	82	78	72	305	72	\$41,500.00

**Varner III, Harold (71.50)**

Year	1st	2nd	3rd	4th	Total	Finish	Money
2017	70	69	73	74	286	T50	\$51,250.00

**Vegas, Jhonattan (71.00)**

Year	1st	2nd	3rd	4th	Total	Finish	Money
2011	73	70	74	74	291	T66	\$40,750.00
2017	69	71	68	69	277	T17	95,500.00
<b>Total</b>							<b>\$136,250.00</b>

**Verplank, Scott (71.10)**

Year	1st	2nd	3rd	4th	Total	Finish	Money
2001	69	71	70	69	279	T17	\$83,000.00
2002	71	75	76	68	290	T58	29,500.00
2003	66	73	70	77	286	T46	31,500.00
2004	69	69	67	74	279	T19	74,000.00
2005	73	73	67	77	290	T51	40,250.00
2006	71	75	70	75	291	T59	37,500.00
2007	70	68	73	72	283	T9	147,500.00
2008	71	70	70	68	279	T20	71,000.00
2009	66	69	75	76	286	T51	46,500.00
2010	75	68	68	70	281	T39	58,000.00
<b>Total</b>							<b>\$618,750.00</b>

**Villegas, Camilo (71.08)**

Year	1st	2nd	3rd	4th	Total	Finish	Money
2009	70	70	72	70	282	T36	\$60,000.00
2010	75	73	71	72	291	T71	37,750.00
2015	75	69	71	65	280	T25	74,666.67
<b>Total</b>							<b>\$172,416.67</b>

**Wagner, Johnson (71.50)**

Year	1st	2nd	3rd	4th	Total	Finish	Money
2008	70	74	75	71	290	T71	\$33,250.00
2012	71	74	68	69	282	T36	62,500.00
<b>Total</b>							<b>\$95,750.00</b>

**Walker, Jimmy (70.38)**

Year	1st	2nd	3rd	4th	Total	Finish	Money
2014	69	70	70	69	278	T26	\$75,200.00
2015	73	73	70	71	287	T53	48,166.67
2016	67	73	71	71	282	T16	105,200.00
2017	68	65	74	72	279	T28	73,562.50
<b>Total</b>							<b>\$302,129.17</b>

**Wang, Jeunghun (72.25)**

Year	1st	2nd	3rd	4th	Total	Finish	Money
2017	74	73	73	69	289	T66	\$45,750.00

**Warren, Marc (70.00)**

Year	1st	2nd	3rd	4th	Total	Finish	Money
2015	71	70	69	70	280	T25	\$74,666.66

**Watney, Nick (70.71)**

Year	1st	2nd	3rd	4th	Total	Finish	Money
2007	72	72	76	76	296	T61	\$36,750.00
2009	74	68	69	71	282	T36	60,000.00
2010	68	68	69	72	277	T16	90,000.00
2011	65	70	70	73	278	T23	75,250.00
2012	69	70	72	67	278	T19	82,000.00
2013	71	72	70	73	286	T44	57,500.00
<b>Total</b>							<b>\$401,500.00</b>

**Watson, Bubba (69.53)**

Year	1st	2nd	3rd	4th	Total	Finish	Money
2010	64	71	70	74	279	T22	\$72,000.00
2011	69	70	68	70	277	T21	81,250.00
2012	66	73	72	67	278	T19	82,000.00
2013	67	69	72	74	282	T27	73,500.00
2014	69	70	73	68	280	T37	64,500.00
2015	70	66	69	66	271	2	930,000.00
2016	72	69	70	70	281	T14	129,000.00
2017	67	74	66	70	277	T17	95,500.00
<b>Total</b>							<b>\$1,527,750.00</b>

**Webster, Steve (71.50)**

Year	1st	2nd	3rd	4th	Total	Finish	Money
2008	68	72	72	74	286	T61	\$38,250.00

**Weekley, Boo (71.45)**

Year	1st	2nd	3rd	4th	Total	Finish	Money
2007	68	78	70	72	288	T30	\$58,000.00
2008	72	73	71	72	288	T66	35,750.00
2009	69	69	76	73	287	T58	44,250.00
2010	73	72	68	70	283	T46	50,214.29
2013	73	70	70	70	283	T33	68,000.00
<b>Total</b>							<b>\$256,214.29</b>

**Weir, Mike (70.76)**

Year	1st	2nd	3rd	4th	Total	Finish	Money
2000	68	76	68	71	283	T24	\$52,333.33
2001	69	70	71	73	283	25	53,000.00
2002	69	70	71	72	282	T24	45,000.00
2003	71	72	69	69	281	T23	48,000.00
2004	70	67	73	74	284	T41	45,500.00
2005	71	69	70	76	286	T36	52,000.00
2006	69	71	69	72	281	T22	68,000.00
2007	77				77	W/D	
2009	71	66	69	70	276	10	145,000.00
2010	72	69	72	72	285	T55	46,000.00
<b>Total</b>							<b>\$554,833.33</b>

# Bridgestone Invitational Individual Player Records (cont.)

## Westwood, Lee (70.58)

Year	1st	2nd	3rd	4th	Total	Finish	Money
1999	74	72	70	72	288	T33	\$34,000.00
2000	66	69	73	72	280	T20	68,333.33
2001	70	78			148	W/D	
2002	68	69	72	70	279	T15	60,875.00
2003	70	70	73	73	286	T46	31,500.00
2004	69	69	69	69	276	T9	116,000.00
2005	73	72	63	74	282	T24	69,000.00
2006	79	67	74		220	W/D	
2007	68	71	79	69	287	T22	66,250.00
2008	70	65	67	69	271	T2	635,000.00
2009	69	71	70	65	275	9	160,000.00
2010	71	76			147	W/D	
2011	67	71	68	65	271	T9	152,500.00
2012	68	72	81	73	294	70	42,000.00
2013	71	71	71	72	285	T40	61,500.00
2014	72	71	70	63	276	T19	89,000.00
2015	68	70	73	68	279	T17	88,500.00
2017	72	78	68	67	285	T47	57,000.00
<b>Total</b>							<b>\$1,731,458.33</b>

## Wetterich, Brett (71.50)

Year	1st	2nd	3rd	4th	Total	Finish	Money
2006	72	73	71	68	284	T36	\$50,500.00
2007	74	75	70	69	288	T30	58,000.00
<b>Total</b>							<b>\$108,500.00</b>

## Wi, Charlie (72.75)

Year	1st	2nd	3rd	4th	Total	Finish	Money
2002	73	73	73	72	291	T63	\$28,625.00

## Wiesberger, Bernd (70.83)

Year	1st	2nd	3rd	4th	Total	Finish	Money
2012	70	71	74	72	287	T55	\$46,500.00
2015	71	74	66	69	280	T25	74,666.67
2017	70	72	72	69	283	T41	63,000.00
<b>Total</b>							<b>\$184,166.67</b>

## Willett, Danny (72.17)

Year	1st	2nd	3rd	4th	Total	Finish	Money
2012	72	74	73	67	286	T50	\$49,000.00
2015	70	71	69	69	279	T17	88,500.00
2017	76	74	74	77	301	76	43,500.00
<b>Total</b>							<b>\$181,000.00</b>

## Wilson, Dean (71.50)

Year	1st	2nd	3rd	4th	Total	Finish	Money
2006	75	70	68	73	286	T45	\$44,500.00

## Wilson, Mark (70.75)

Year	1st	2nd	3rd	4th	Total	Finish	Money
2007	76	75	68	70	289	T36	\$53,500.00
2011	69	69	71	66	275	T17	89,500.00
2012	72	71	73	69	285	T45	53,000.00
<b>Total</b>							<b>\$196,000.00</b>

## Wilson, Oliver (70.56)

Year	1st	2nd	3rd	4th	Total	Finish	Money
2008	71	69	72	68	280	T27	\$60,000.00
2009	69	69	68	71	277	T11	112,500.00
2010	71	67	67	75	280	T33	63,500.00
2015	74	72	75	71	292	T67	43,125.00
<b>Total</b>							<b>\$279,125.00</b>

## Wood, Chris (68.75)

Year	1st	2nd	3rd	4th	Total	Finish	Money
2013	66	68	70	71	275	T7	\$205,000.00
2017	75	74	76	72	297	73	44,250.00
<b>Total</b>							<b>\$249,250.00</b>

## Woodland, Gary (70.58)

Year	1st	2nd	3rd	4th	Total	Finish	Money
2011	70	66	73	73	282	T45	\$53,000.00
2014	70	68	68	70	276	T19	89,000.00
2015	75	69	72	73	289	T57	45,750.00
2017	74	77	70	67	288	T63	46,500.00
<b>Total</b>							<b>\$234,250.00</b>

## Woods, Tiger (68.34)

Year	1st	2nd	3rd	4th	Total	Finish	Money
1999	66	71	62	71	270	1	\$1,000,000.00
2000	64	61	67	67	259	1	1,000,000.00
2001	66	67	66	69	268	1	1,000,000.00
2002	68	70	67	68	273	4	215,000.00
2003	65	72	67	70	274	T4	235,000.00
2004	68	66	70	69	273	T2	552,500.00
2005	66	70	67	71	274	1	1,300,000.00
2006	67	64	71	68	270	1	1,300,000.00
2007	68	70	69	65	272	1	1,350,000.00
2009	68	70	65	65	268	1	1,400,000.00
2010	74	72	75	77	298	T78	35,875.00
2011	68	71	72	70	281	T37	58,500.00
2012	70	72	68	66	276	T8	128,750.00
2013	66	61	68	70	265	1	1,500,000.00
2014	68	71	72		211	W/D	
<b>Total</b>							<b>\$11,075,625.00</b>

## Woosnam, Ian (71.50)

Year	1st	2nd	3rd	4th	Total	Finish	Money
2000	73	72	72	69	286	T33	\$34,750.00

## Yang, Y.E. (71.15)

Year	1st	2nd	3rd	4th	Total	Finish	Money
2007	73	74	70	78	295	T56	\$39,500.00
2009	72	72	69	66	279	T19	83,000.00
2010	74	68	71	70	283	T46	50,214.29
2011	72	71	69	72	284	T53	46,500.00
2012	69	71	74	68	282	T36	62,500.00
<b>Total</b>							<b>\$281,714.29</b>

## Yokoo, Kaname (72.25)

Year	1st	2nd	3rd	4th	Total	Finish	Money
2003	73	71	70	75	289	T58	\$27,000.00

## Zanotti, Fabrizio (70.50)

Year	1st	2nd	3rd	4th	Total	Finish	Money
2014	70	71	68	69	278	T26	\$75,200.00
2017	74	69	71	72	286	T50	51,250.00
<b>Total</b>							<b>\$126,450.00</b>

## Player Records



Four years ago, Rory McIlroy erased a three-stroke final-round deficit by recording a 4-under 66 to win by two shots at Firestone Country Club.



# JACO AHLERS


SOUTH AFRICA



**HEIGHT:** 6-0  
**WEIGHT:** 230  
**BIRTHDATE:** November 19, 1982  
**BIRTHPLACE:** South Africa  
**RESIDENCE:** Centurion, South Africa  
**TURNED PROFESSIONAL:** 2006

## WORLD GOLF CHAMPIONSHIPS CAREER SUMMARY

Tournament	Position	Score	Total Score	Total Par	Money
No previous World Golf Championships competition.					



# BYEONG HUN AN (BEE-yong HOON AN)

Korea



**HEIGHT:** 6-2  
**WEIGHT:** 209  
**BIRTHDATE:** September 17, 1991  
**BIRTHPLACE:** Seoul, South Korea  
**RESIDENCE:** Orlando, Florida  
**TURNED PROFESSIONAL:** 2011

**BEST PGA TOUR CAREER FINISH:** T2—2016 Zurich Classic of New Orleans, 2018 the Memorial Tournament presented by Nationwide, RBC Canadian Open.

**INTERNATIONAL VICTORIES (2):** 2014 Rolex Trophy [EurChall.], 2015 BMW PGA Championship [Eur], Shinhan Donghae Open [Kor].

## WORLD GOLF CHAMPIONSHIPS CAREER SUMMARY

Tournament	Position	Score	Total Score	Total Par	Money
<b>Dell Technologies Match Play (1-4-2)</b>					
2016 Dell Match Play	T9				\$152,000
G1: Scott Piercy, 1 Up G2: beat Jason Dufner, 2 Up G3: Rickie Fowler, Halved R4: lost to Rafa Cabrera Bello, WD					
2017 Dell Technologies Match Play	T58				49,500
G1: lost to Charl Schwartzel, 6 and 5 G2: lost to Paul Casey, 1 Up G3: lost to Joost Luiten, 1 Up					
201,500					
<b>Bridgestone Invitational</b>					
2015 Bridgestone Invitational	T57	77-68-70-74	289	+9	45,750
2016 Bridgestone Invitational	T49	76-71-71-74	292	+12	60,500
106,250					
<b>Mexico Championship</b>					
2016 Cadillac Championship	T52	74-73-75-75	297	+9	56,500
2017 Mexico Championship	T48	73-66-71-76	286	+2	55,500
112,000					
<b>HSBC Champions</b>					
2016 HSBC Champions	T19	69-68-68-72	277	-11	83,000
2017 HSBC Champions	T63	74-75-76-71	296	+8	45,250
128,250					
<b>TOTAL</b>					<b>\$548,000</b>



# KIRADECH APHIBARNRAT (KEY-rah-debt uh-fy-BARN-rot) Thailand

**HEIGHT:** 5-8  
**WEIGHT:** 229  
**BIRTHDATE:** July 23, 1989  
**BIRTHPLACE:** Bangkok, Thailand  
**RESIDENCE:** Bangkok, Thailand  
**TURNED PROFESSIONAL:** 2008

**BEST PGA TOUR CAREER FINISH:** T3—2014 CIMB Classic.

**INTERNATIONAL VICTORIES (5):** 2011 Sail Open [Asia]. 2013 Maybank Malaysian Open [Eur]. 2015 Shenzhen International [Eur], Saltire Energy Paul Lawrie Match Play [Eur]. 2018 ISPS HANDA World Super 6 Perth [EUR, Asia, Aust].

**OTHER VICTORIES: (5):** 2009 Singha Pattaya Open. 2012 Singha All Thailand Championship. 2013 Singha Masters. 2015 Thongchai Jaidee Foundation. 2017 Thongchai Jaidee Foundation.

## WORLD GOLF CHAMPIONSHIPS CAREER SUMMARY

Tournament	Position	Score	Total Score	Total Par	Money
<b>Dell Technologies Match Play (6-3-)</b>					
2014 Accenture Match Play Championship R1: lost to Henrik Stenson, 2 and 1	T33				\$48,000
2016 Dell Match Play G1: beat Jimmy Walker, 2 and 1 G2: lost to Dustin Johnson, 5 and 4 G3: beat Robert Streb, 1 Up	T18				90,900
2018 Dell Technologies Match Play G1: beat Chez Reavie, 3 and 2 G2: beat Keegan Bradley, 1 Up G3: beat Jon Rahm, 4 and 3 R4: beat Charles Howell III, 1 Up QF: lost to Bubba Watson, 5 and 3	T5				306,000
					444,900
<b>Bridgestone Invitational</b>					
2013 Bridgestone Invitational	T40	69-68-73-75	285	+5	61,500
2016 Bridgestone Invitational	53	70-76-77-72	295	+15	57,000
					118,500
<b>Mexico Championship</b>					
2014 Cadillac Championship	67	74-82-79-79	314	+26	45,000
2016 Cadillac Championship	T49	75-71-71-79	296	+8	60,000
2018 Mexico Championship	T5	66-69-71-65	271	-13	330,500
					435,500
<b>HSBC Champions</b>					
2010 HSBC Champions	74	78-75-73-77	303	+15	27,000
2011 HSBC Champions	T66	79-72-71-72	294	+6	30,750
2014 HSBC Champions	T55	69-78-68-72	287	-1	46,250
2016 HSBC Champions	T30	69-70-70-71	280	-8	68,000
2018 HSBC Champions	T24	65-70-75-76	286	-2	79,500
					251,500
			<b>TOTAL</b>		<b>\$1,250,400</b>



# DANIEL BERGER

United States 

**HEIGHT:** 6-1  
**WEIGHT:** 175  
**BIRTHDATE:** April 7, 1993  
**BIRTHPLACE:** Plantation, Florida  
**RESIDENCE:** Jupiter, Florida  
**TURNED PROFESSIONAL:** 2013

**PGA TOUR VICTORIES (2):** 2016 FedEx St. Jude Classic. 2017 FedEx St. Jude Classic.

## WORLD GOLF CHAMPIONSHIPS CAREER SUMMARY

Tournament	Position	Score	Total Score	Total Par	Money
<b>Dell Technologies Match Play (1-8-)</b>					
2016 Dell Match Play	T61				\$47,750
G1: lost to Patrick Reed, 1 Up G2: lost to Phil Mickelson, 1 Up G3: lost to Matthew Fitzpatrick, 2 Up					
2017 Dell Technologies Match Play	T39				63,500
G1: beat J.B. Holmes, 7 and 5 G2: lost to Phil Mickelson, 5 and 4 G3: lost to Si Woo Kim, 1 Up					
2018 Dell Technologies Match Play	T59				50,250
G1: lost to Kevin Chappell, 3 and 2 G2: lost to Ian Poulter, 2 and 1 G3: lost to Tommy Fleetwood, 2 and 1					
					161,500
<b>Bridgestone Invitational</b>					
2017 Bridgestone Invitational	T17	71-68-68-70	277	-3	95,500
					95,500
<b>Mexico Championship</b>					
2016 Cadillac Championship	T28	75-71-70-74	290	+2	79,428
2017 Mexico Championship	T16	70-66-70-72	278	-6	105,125
2018 Mexico Championship	T14	69-68-72-67	276	-8	126,500
					311,053
<b>HSBC Champions</b>					
2016 HSBC Champions	T11	68-71-69-66	274	-14	106,166
2017 HSBC Champions	T2	66-70-67-69	272	-16	787,000
2018 HSBC Champions	T24	68-71-75-72	286	-2	79,500
					972,666
<b>TOTAL</b>					<b>\$1,540,719</b>



# ALEXANDER BJORK

Sweden 

**HEIGHT:** 6-1  
**WEIGHT:** 176  
**BIRTHPLACE:** Vaxjo, Sweden  
**RESIDENCE:** Jonkoping, Sweden  
**TURNED PROFESSIONAL:** 2009

**INTERNATIONAL VICTORIES (1):** 2018 Volvo China Open [Eur].

## WORLD GOLF CHAMPIONSHIPS CAREER SUMMARY

Tournament	Position	Score	Total Score	Total Par	Money
No previous World Golf Championships competition.					





# RAFAEL CABRERA BELLO (BAY-oh)

Spain



**HEIGHT:** 6-2  
**WEIGHT:** 179  
**BIRTHDATE:** May 25, 1984  
**BIRTHPLACE:** Las Palmas, Gran Canaria, Spain  
**RESIDENCE:** Maspalomas, Gran Canaria, Spain  
**TURNED PROFESSIONAL:** 2005

**BEST PGA TOUR CAREER FINISH:** 3—2016 World Golf Championships-Dell Match Play. T3—2018 World Golf Championships-Mexico Championship.

**INTERNATIONAL VICTORIES (5):** 2006 MAN NO Open [EurChall]. 2008 Credit Suisse Challenge [EurChall]. 2009 Austrian Golf Open [Eur]. 2012 Dubai Desert Classic. [Eur]. 2017 Aberdeen Asset Management Scottish Open [Eur].

## WORLD GOLF CHAMPIONSHIPS CAREER SUMMARY

Tournament	Position	Score	Total Score	Total Par	Money
<b>Dell Technologies Match Play (9-6-1)</b>					
2012 Accenture Match Play Championship R1: lost to Jason Day, 19 holes	T33				\$45,000
2013 Accenture Match Play Championship R1: beat Lee Westwood, 19 holes R2: lost to Martin Kaymer, 2 and 1	T17				96,000
2016 Dell Match Play G1: beat Hideki Matsuyama, 1 Up G2: beat Kevin Kisner, 4 and 3 G3: Soren Kjeldsen, Halved R4: beat Byeong Hun An, WD QF: beat Ryan Moore, 2 and 1 SF: lost to Louis Oosthuizen, 4 and 3 Consolation: beat Rory McIlroy, 3 and 2	3				660,000
2017 Dell Technologies Match Play G1: beat Jeunghun Wang, 4 and 3 G2: lost to Charles Howell III, 1 Up G3: beat Tyrrell Hatton, 2 and 1	T17				93,307
2018 Dell Technologies Match Play G1: beat Satoshi Kodaira, 2 and 1 G2: lost to Charles Howell III, 3 and 1 G3: lost to Phil Mickelson, 1 Up	T36				65,500
					959,807
<b>Bridgestone Invitational</b>					
2012 Bridgestone Invitational	T29	66-65-77-73	281	+1	68,000
2017 Bridgestone Invitational	72	76-73-75-70	294	+14	44,500
					112,500
<b>Mexico Championship</b>					
2012 Cadillac Championship	65	75-70-75-74	294	+6	40,500
2013 Cadillac Championship	T63	71-74-76-78	299	+11	46,250
2016 Cadillac Championship	T11	73-71-67-74	285	-3	145,000
2017 Mexico Championship	T38	72-69-71-72	284	E	64,000
2018 Mexico Championship	T3	66-67-69-67	269	-15	510,500
					806,250
<b>HSBC Champions</b>					
2012 HSBC Champions	T46	75-69-76-67	287	-1	40,000
2017 HSBC Champions	T19	71-74-68-69	282	-6	93,000
2018 HSBC Champions	T5	68-70-70-72	280	-8	288,000
					421,000
			<b>TOTAL</b>		<b>\$2,299,557</b>



# PATRICK CANTLAY

United States



**HEIGHT:** 5-10  
**WEIGHT:** 160  
**BIRTHDATE:** March 17, 1992  
**BIRTHPLACE:** Long Beach, California  
**RESIDENCE:** Jupiter, Florida  
**TURNED PROFESSIONAL:** 2012

**PGA TOUR VICTORIES (1):** 2018 Shriners Hospitals for Children Open.

**WEB.COM TOUR VICTORIES (1):** 2013 Colombia Championship.

## WORLD GOLF CHAMPIONSHIPS CAREER SUMMARY

Tournament	Position	Score	Total Score	Total Par	Money
<b>Dell Technologies Match Play (2-1-)</b>					
2018 Dell Technologies Match Play G1: lost to Cameron Smith, 2 Up G2: beat Yusaku Miyazato, 1 Up G3: beat Hideki Matsuyama, 4 and 3	T17				\$97,916
					97,916
<b>Mexico Championship</b>					
2018 Mexico Championship	T30	70-75-71-66	282	-2	\$81,428
					81,428
<b>HSBC Champions</b>					
2018 HSBC Champions	T15	68-74-69-73	284	-4	\$107,900
					107,900
			<b>TOTAL</b>		<b>\$287,244</b>



# PAUL CASEY

England



**HEIGHT:** 5-10  
**WEIGHT:** 180  
**BIRTHDATE:** July 21, 1977  
**BIRTHPLACE:** Cheltenham, England  
**RESIDENCE:** Phoenix, Arizona; Weybridge, England  
**TURNED PROFESSIONAL:** 2000

**PGA TOUR VICTORIES (2):** 2009 Shell Houston Open. 2018 Valspar Championship.

**INTERNATIONAL VICTORIES (14):** 2001 Gleneagles Scottish PGA. 2003 ANZ Championship [Eur], Benson and Hedges International Open [Eur]. 2005 TCL Classic [Eur]. 2006 Johnnie Walker Championship at Gleneagles [Eur], Volvo China Open [Eur], HSBC World Match Play [Eur]. 2007 Abu Dhabi Golf Championship [Eur]. 2009 Abu Dhabi Championship [Eur], BMW PGA Championship [Eur]. 2011 Volvo Golf Champions [Eur], Shinhan Donghae Open [Kor]. 2013 Irish Open [Eur]. 2014 KLM Open [Eur].

**OTHER VICTORIES: (1):** 2004 World Golf Championships-World Cup [with Luke Donald].

## WORLD GOLF CHAMPIONSHIPS CAREER SUMMARY

Tournament	Position	Score	Total Score	Total Par	Money
<b>Dell Technologies Match Play (25-14- 1)</b>					
2003 Accenture Match Play Championship R1: lost to Davis Love III, 5 and 4	T33				\$30,000
2004 Accenture Match Play Championship R1: lost to Shaun Micheel, 21 holes	T33				35,000
2005 Accenture Match Play Championship R1: lost to Angel Cabrera, 4 and 2	T33				35,000
2006 Accenture Match Play Championship R1: lost to Henrik Stenson, 1-down	T33				35,000
2007 Accenture Match Play Championship R1: beat Mike Weir, 1-up R2: beat Colin Montgomerie, 4 and 3 R3: beat Shaun Micheel, 1-up QF: lost to Geoff Ogilvy, 5 and 4	T5				260,000
2008 Accenture Match Play Championship R1: beat Robert Karlsson, 1-up R2: beat Bradley Dredge, 2 and 1 R3: lost to K.J. Choi, 1-down	T9				130,000
2009 Accenture Match Play Championship R1: beat Aaron Baddeley, 1-up R2: beat Mathew Goggin, 6 and 4 R3: beat Peter Hanson, 4 and 2 QF: beat Sean O'Hair, 4 and 3 SF: beat Ross Fisher, 2 and 1 Championship Match: lost to Geoff Ogilvy, 4 and 3	2				850,000
2010 Accenture Match Play Championship R1: beat Stephen Ames, 5 and 4 R2: beat Mike Weir, 5 and 4 R3: beat Brian Gay, 5 and 4 QF: beat Stewart Cink, 5 and 4 SF: beat Camilo Villegas, 24 holes Championship Match: lost to Ian Poulter, 4 and 2	2				850,000
2011 Accenture Match Play Championship R1: beat Richard Green, 19 holes R2: lost to Jason Day, 4 and 2	T17				95,000
2015 Cadillac Match Play G1: beat Chris Kirk, 22 holes G2: beat Adam Scott, 1 Up G3: beat Francesco Molinari, 1 Up R4: beat Charl Schwartzel, 3 and 1 QF: lost to Rory McIlroy, 22 holes	T5				285,000
2016 Dell Match Play G1: lost to Thongchai Jaidee, 2 and 1 G2: Graeme McDowell, 1 Up G3: lost to Jason Day, 2 Up	T51				52,000
2017 Dell Technologies Match Play G1: beat Joost Luiten, 2 and 1 G2: beat Byeong Hun An, 1 Up G3: beat Charl Schwartzel, 4 and 3 R4: lost to Hideto Tanihara, 2 and 1	T9				158,000
2018 Dell Technologies Match Play G1: beat Russell Henley, 1 Up G2: beat Kyle Stanley, 4 and 2 G3: lost to Matthew Fitzpatrick, 3 and 2	T17				97,916
					2,912,916
<b>Bridgestone Invitational</b>					
2003 NEC Invitational	T17	72-66-71-70	279	-1	59,250
2004 NEC Invitational	T16	72-70-68-68	278	-2	79,333
2005 NEC Invitational	T19	75-68-67-71	281	+1	77,000
2006 Bridgestone Invitational	T4	69-69-64-71	273	-7	246,250
2007 Bridgestone Invitational	T51	67-73-76-78	294	+14	42,000
2008 Bridgestone Invitational	T8	70-71-68-65	274	-6	162,500
2010 Bridgestone Invitational	T22	68-68-73-70	279	-1	72,000
2011 Bridgestone Invitational	T45	73-71-71-67	282	+2	53,000
2013 Bridgestone Invitational	T27	70-70-73-69	282	+2	73,500
2015 Bridgestone Invitational	T17	68-73-71-67	279	-1	88,500
2016 Bridgestone Invitational	T16	70-72-72-68	282	+2	105,200
2017 Bridgestone Invitational	T5	70-69-67-67	273	-7	268,500
					1,327,033

<b>Mexico Championship</b>					
2003 AmEx Championship	T8	73-71-66-71	281	+1	137,500
2004 AmEx Championship	T21	72-70-71-71	284	-4	72,000
2006 AmEx Championship	T56	74-75-72-71	292	+8	38,500
2007 CA Championship	T9	76-70-66-72	284	-4	157,500
2008 CA Championship	T51	72-75-67-73	287	-1	44,750
2009 CA Championship	T31	71-66-72-73	282	-6	68,500
2010 CA Championship	T6	69-72-68-69	278	-10	214,300
2011 Cadillac Championship	T18	70-71-69-72	282	-6	89,000
2012 Cadillac Championship	T51	76-71-68-73	288	E	46,875
2015 Cadillac Championship	T38	75-73-72-72	292	+4	65,500
2016 Cadillac Championship	7	71-68-75-68	282	-6	240,000
2017 Mexico Championship	T16	74-71-67-66	278	-6	105,125
2018 Mexico Championship	T12	73-68-68-66	275	-9	150,500
					1,430,050
<b>HSBC Champions</b>					
2009 HSBC Champions					W/D
2010 HSBC Champions	T6	73-71-67-70	281	-7	145,714
2011 HSBC Champions	T4	70-66-70-67	273	-15	258,333
2014 HSBC Champions	20	69-73-69-69	280	-8	84,000
2016 HSBC Champions	T23	67-72-71-68	278	-10	75,750
2017 HSBC Champions	T12	67-70-72-69	278	-10	134,000
2018 HSBC Champions	T11	71-72-69-71	283	-5	140,000
					837,797
					<b>TOTAL \$6,507,796</b>



# KEVIN CHAPPELL (CHAP-pull)

United States



**HEIGHT:** 6-0  
**WEIGHT:** 180  
**BIRTHDATE:** July 8, 1986  
**BIRTHPLACE:** Fresno, California  
**RESIDENCE:** Fresno, California  
**TURNED PROFESSIONAL:** 2008

**PGA TOUR VICTORIES (1):** 2017 Valero Texas Open.

**WEB.COM TOUR VICTORIES (1):** 2010 Fresh Express Classic at TPC Stonebrae.

## WORLD GOLF CHAMPIONSHIPS CAREER SUMMARY

Tournament	Position	Score	Total Score	Total Par	Money
<b>Dell Technologies Match Play (2-4-)</b>					
2017 Dell Technologies Match Play	T39				\$63,500
G1: lost to Jon Rahm, 3 and 2 G2: lost to Sergio Garcia, 4 and 3 G3: beat Shane Lowry, 1 Up					
2018 Dell Technologies Match Play	T36				65,500
G1: beat Daniel Berger, 3 and 2 G2: lost to Tommy Fleetwood, 7 and 6 G3: lost to Ian Poulter, Conceded					
					129,000
<b>Bridgestone Invitational</b>					
2016 Bridgestone Invitational	T3	71-70-69-67	277	-3	\$449,250
2017 Bridgestone Invitational	T13	72-67-68-69	276	-4	123,500
					572,750
<b>Mexico Championship</b>					
2017 Mexico Championship	T55	71-77-71-69	288	+4	\$50,000
2018 Mexico Championship	T30	73-70-72-67	282	-2	81,428
					131,428
<b>HSBC Champions</b>					
2017 HSBC Champions	T35	70-71-72-74	287	-1	67,000
					67,000
			<b>TOTAL</b>		<b>\$900,178</b>



# AUSTIN COOK

United States



**HEIGHT:** 5-7  
**WEIGHT:** 160  
**BIRTHDATE:** March 13, 1991  
**BIRTHPLACE:** Little Rock, Arkansas  
**RESIDENCE:** Jonesboro, Arkansas  
**TURNED PROFESSIONAL:** 2014

**PGA TOUR VICTORIES (1):** 2018 The RSM Classic.

## WORLD GOLF CHAMPIONSHIPS CAREER SUMMARY

Tournament	Position	Score	Total Score	Total Par	Money
No previous World Golf Championships competition.					



# JASON DAY

Australia



**HEIGHT:** 6-0  
**WEIGHT:** 195  
**BIRTHDATE:** November 12, 1987  
**BIRTHPLACE:** Beaudesert, Queensland, Australia  
**RESIDENCE:** Forest Lake, Queensland, Australia; Columbus, Ohio  
**TURNED PROFESSIONAL:** 2006

**PGA TOUR VICTORIES (12):** **2010** HP Byron Nelson Championship. **2014** World Golf Championships-Accenture Match Play Championship. **2015** Farmers Insurance Open, RBC Canadian Open, PGA Championship, The Barclays, BMW Championship. **2016** Arnold Palmer Invitational presented by MasterCard, World Golf Championships-Dell Match Play, THE PLAYERS Championship. **2018** Farmers Insurance Open, Wells Fargo Championship.


**WEB.COM TOUR VICTORIES (1):** **2007** Legend Financial Group Classic Presented by Cynergies Solutions.

**INTERNATIONAL VICTORIES (1):** **2013** ISPS Handa World Cup [indiv].

**OTHER VICTORIES: (3):** **2013** ISPS Handa World Cup [indiv], ISPS Handa World Cup [with Adam Scott]. **2014** Franklin Templeton Shootout [with Cameron Tringale].

## WORLD GOLF CHAMPIONSHIPS CAREER SUMMARY

Tournament	Position	Score	Total Score	Total Par	Money
<b>Dell Technologies Match Play (21-9-)</b>					
2011 Accenture Match Play Championship R1: beat K.T. Kim, 3 and 2 R2: beat Paul Casey, 4 and 2 R3: lost to J.B. Holmes, 1-down	T9				\$140,000
2012 Accenture Match Play Championship R1: beat Rafa Cabrera Bello, 19 holes R2: lost to John Senden, 6 and 5	T17				95,000
2013 Accenture Match Play Championship R1: beat Zach Johnson, 6 and 5 R2: beat Russell Henley, 19 holes R3: beat Bubba Watson, 4 and 3 QF: beat Graeme McDowell, 1-up SF: lost to Matt Kuchar, 4 and 3 Consolation: beat Ian Poulter, 1-up	3				615,000
2014 Accenture Match Play Championship R1: beat Thorbjorn Olesen, 1-up R2: beat Billy Horschel, 22 holes R3: beat George Coetzee, 3 and 1 QF: beat Louis Oosthuizen, 2 and 1 SF: beat Rickie Fowler, 3 and 2 Championship Match: beat Victor Dubuisson, 23 holes	1				1,530,000
2015 Cadillac Match Play G1: lost to Charley Hoffman, 4 and 3 G2: lost to Branden Grace, 4 and 3 G3: lost to Zach Johnson, 3 and 2	T52				49,384
2016 Dell Match Play G1: beat Graeme McDowell, 3 and 2 G2: beat Thongchai Jaidee, 5 and 3 G3: beat Paul Casey, 2 Up R4: beat Brandt Snedeker, 3 and 2 QF: beat Brooks Koepka, 3 and 2 SF: beat Rory McIlroy, 1 Up Championship Match: beat Louis Oosthuizen, 5 and 4	1				1,620,000
2017 Dell Technologies Match Play G1: lost to Pat Perez, WD G2: lost to Lee Westwood WD G3: lost to Marc Leishman WD					
2018 Dell Technologies Match Play G1: beat James Hahn, 4 and 2 G2: lost to Jason Dufner, 3 and 1 G3: lost to Louis Oosthuizen, 2 Up	T36				65,500
					4,164,384
<b>Bridgestone Invitational</b>					
2010 Bridgestone Invitational	T22	69-70-69-71	279	-1	72,000
2011 Bridgestone Invitational	T4	63-70-66-69	268	-12	332,500
2012 Bridgestone Invitational	T29	75-70-70-66	281	+1	68,000
2013 Bridgestone Invitational	T53	74-72-72-70	288	+8	48,875
2014 Bridgestone Invitational					W/D
2015 Bridgestone Invitational	T12	69-69-70-69	277	-3	126,000
2016 Bridgestone Invitational	T3	67-69-69-72	277	-3	449,250
2017 Bridgestone Invitational	T24	71-66-70-71	278	-2	82,000
					1,178,625
<b>Mexico Championship</b>					
2011 Cadillac Championship	T45	71-76-71-72	290	+2	55,500
2012 Cadillac Championship	T20	73-67-70-71	281	-7	85,000
2013 Cadillac Championship	T33	74-66-75-71	286	-2	71,500
2015 Cadillac Championship	T31	76-74-70-71	291	+3	72,000
2016 Cadillac Championship	T23	72-74-71-71	288	E	91,000
					375,000
<b>HSBC Champions</b>					
2018 HSBC Champions	T11	69-74-72-68	283	-5	140,000
					140,000
			<b>TOTAL</b>		<b>\$5,858,009</b>



# BRYSON DECHAMBEAU

United States



**HEIGHT:** 6-1  
**WEIGHT:** 185  
**BIRTHDATE:** September 16, 1993  
**BIRTHPLACE:** Modesto, California  
**RESIDENCE:** Dallas, Texas  
**TURNED PROFESSIONAL:** 2016

**PGA TOUR VICTORIES (2):** 2017 John Deere Classic. 2018 the Memorial Tournament presented by Nationwide.

**WEB.COM TOUR VICTORIES (1):** 2016 DAP Championship.

## WORLD GOLF CHAMPIONSHIPS CAREER SUMMARY

Tournament	Position	Score	Total Score	Total Par	Money
<b>Bridgestone Invitational</b>					
2017 Bridgestone Invitational	T60	75-69-71-72	287	+7	\$47,500
					47,500
			<b>TOTAL</b>		<b>\$47,500</b>



# PAUL DUNNE

Ireland



**HEIGHT:** 5-8  
**WEIGHT:** 160  
**BIRTHDATE:** November 26, 1992  
**BIRTHPLACE:** Dublin, Ireland  
**RESIDENCE:** Greystones, County Wicklow, Ireland  
**TURNED PROFESSIONAL:** 2015

**BEST PGA TOUR CAREER FINISH:** T5—2018 Corales Puntacana Resort & Club Championship.

**INTERNATIONAL VICTORIES (1):** 2017 British Masters [Eur].

**OTHER VICTORIES:** 2018 Golskies 2018 (with Gavin Moynihan).

## WORLD GOLF CHAMPIONSHIPS CAREER SUMMARY

Tournament	Position	Score	Total Score	Total Par	Money
<b>Mexico Championship</b>					
2018 Mexico Championship	T55	73-75-72-71	291	+7	\$58,000
					58,000
<b>HSBC Champions</b>					
2018 HSBC Champions	T38	67-73-70-79	289	+1	64,500
					64,500
			<b>TOTAL</b>		<b>\$122,500</b>



# TONY FINAU

United States



**HEIGHT:** 6-4  
**WEIGHT:** 200  
**BIRTHDATE:** September 14, 1989  
**BIRTHPLACE:** Salt Lake City, Utah  
**RESIDENCE:** Lehi, Utah  
**TURNED PROFESSIONAL:** 2007

**PGA TOUR VICTORIES (1):** 2016 Puerto Rico Open at Coco Beach.

**WEB.COM TOUR VICTORIES (1):** 2014 Stonebrae Classic.

## WORLD GOLF CHAMPIONSHIPS CAREER SUMMARY

Tournament	Position	Score	Total Score	Total Par	Money
<b>Dell Technologies Match Play (2-1-)</b>					
2018 Dell Technologies Match Play	T17				\$97,916
G1: beat Thomas Pieters, 2 and 1					
G2: beat Kevin Na, 3 and 2					
G3: lost to Alex Noren, 1 Up					
					97,916
<b>Mexico Championship</b>					
2018 Mexico Championship	T27	68-70-68-74	280	-4	\$91,000
					91,000
<b>HSBC Champions</b>					
2018 HSBC Champions	T11	67-72-74-70	283	-5	\$140,000
					140,000
			<b>TOTAL</b>		<b>\$328,916</b>



# ROSS FISHER

England



**HEIGHT:** 6-3  
**WEIGHT:** 168  
**BIRTHDATE:** November 22, 1980  
**BIRTHPLACE:** Ascot, England  
**RESIDENCE:** Cheam, Surrey, England  
**TURNED PROFESSIONAL:** 2004

**BEST PGA TOUR CAREER FINISH:** **T3—2016** World Golf Championships-HSBC Champions, **2017** World Golf Championships-Mexico Championship.

**INTERNATIONAL VICTORIES (5):** **2007** KLM Open [Eur]. **2008** European Open [Eur]. **2009** Volvo World Match Play Championship [Eur]. **2010** 3 Irish Open [Eur]. **2014** Tshwane Open [Eur].

## WORLD GOLF CHAMPIONSHIPS CAREER SUMMARY

Tournament	Position	Score	Total Score	Total Par	Money
<b>Dell Technologies Match Play (9-8-)</b>					
2009 Accenture Match Play Championship	4				\$490,000
R1: beat Robert Allenby, 1-up R2: beat Pat Perez, 6 and 5 R3: beat Jim Furyk, 4 and 3 QF: beat Justin Leonard, 2 and 1 SF: lost to Paul Casey, 2 and 1 Consolation: lost to Stewart Cink, 1-down					
2010 Accenture Match Play Championship	T33				45,000
R1: lost to Thongchai Jaidee, 5 and 4					
2011 Accenture Match Play Championship	T17				95,000
R1: beat Robert Allenby, 4 and 3 R2: lost to Graeme McDowell, 4 and 2					
2017 Dell Technologies Match Play	T5				298,000
G1: lost to Louis Oosthuizen, 4 and 3 G2: beat Hideki Matsuyama, 2 and 1 G3: beat Jim Furyk, 4 and 2 R4: beat Bubba Watson, 4 and 3 QF: lost to Hideto Tanihara, 4 and 2					
2018 Dell Technologies Match Play	T36				65,500
G1: lost to Yuta Ikeda, 2 and 1 G2: beat Zach Johnson, 2 Up G3: lost to Matt Kuchar, 6 and 4					
					993,500
<b>Bridgestone Invitational</b>					
2008 Bridgestone Invitational	T56	69-73-70-73	285	+5	40,000
2009 Bridgestone Invitational	43	70-71-70-72	283	+3	56,000
2010 Bridgestone Invitational	T46	70-68-74-71	283	+3	50,214
2017 Bridgestone Invitational	T44	67-72-71-74	284	+4	60,000
					206,214
<b>Mexico Championship</b>					
2008 CA Championship	T34	68-73-70-72	283	-5	57,500
2009 CA Championship	T46	71-69-72-73	285	-3	52,000
2010 CA Championship	T45	73-72-70-72	287	-1	56,000
2011 Cadillac Championship	T61	69-76-76-74	295	+7	41,500
2015 Cadillac Championship	T23	78-71-69-72	290	+2	83,000
2016 Cadillac Championship	T42	76-70-72-76	294	+6	66,000
2017 Mexico Championship	T3	67-68-72-65	272	-12	497,000
2018 Mexico Championship	T46	71-68-69-76	284	E	67,500
					920,500
<b>HSBC Champions</b>					
2009 HSBC Champions	T28	70-70-72-71	283	-5	58,000
2010 HSBC Champions	T16	69-70-69-75	283	-5	77,200
2016 HSBC Champions	T3	69-69-65-68	271	-17	422,500
2017 HSBC Champions	T6	69-68-69-68	274	-14	235,333
2018 HSBC Champions	T58	77-70-73-73	293	+5	48,250
					841,283
			<b>TOTAL</b>		<b>\$2,961,497</b>



# MATTHEW FITZPATRICK

England



**HEIGHT:** 5-10  
**WEIGHT:** 155  
**BIRTHDATE:** September 1, 1994  
**BIRTHPLACE:** Sheffield, England  
**RESIDENCE:** Sheffield, England  
**TURNED PROFESSIONAL:** 2014

**BEST PGA TOUR CAREER FINISH:** **T7—2016** World Golf Championships-HSBC Champions, Masters Tournament.

**INTERNATIONAL VICTORIES (4):** **2015** British Masters [Eur]. **2016** Nordea Masters [Eur], DP World Tour Championship [Eur]. **2017** Omega European Masters [Eur].

## WORLD GOLF CHAMPIONSHIPS CAREER SUMMARY

Tournament	Position	Score	Total Score	Total Par	Money
<b>Dell Technologies Match Play (4-5-)</b>					
2016 Dell Match Play G1: lost to Phil Mickelson, 5 and 4 G2: lost to Patrick Reed, 4 and 3 G3: beat Daniel Berger, 2 Up	T38				\$63,000
2017 Dell Technologies Match Play G1: lost to Kevin Na, 5 and 4 G2: beat Chris Wood, 4 and 2 G3: beat Justin Thomas, 2 and 1	T17				93,307
2018 Dell Technologies Match Play G1: lost to Kyle Stanley, 1 Up G2: lost to Russell Henley, 2 and 1 G3: beat Paul Casey, 3 and 2	T36				65,500
					221,807
<b>Bridgestone Invitational</b>					
2017 Bridgestone Invitational	T50	73-71-71-71	286	+6	51,250 51,250
<b>Mexico Championship</b>					
2016 Cadillac Championship	T35	76-71-72-73	292	+4	72,500
2017 Mexico Championship	T16	71-67-72-68	278	-6	105,125
2018 Mexico Championship	T30	71-69-74-68	282	-2	81,428 259,053
<b>HSBC Champions</b>					
2016 HSBC Champions	T7	68-69-69-67	273	-15	173,750
2017 HSBC Champions	T16	72-74-70-65	281	-7	103,666
2018 HSBC Champions	T9	68-69-72-73	282	-6	176,000 453,416
			<b>TOTAL</b>		<b>\$920,026</b>



# TOMMY FLEETWOOD

England



**HEIGHT:** 5-11  
**WEIGHT:** 168  
**BIRTHDATE:** January 19, 1991  
**BIRTHPLACE:** Southport, England  
**RESIDENCE:** Southport, England  
**TURNED PROFESSIONAL:** 2010

**BEST PGA TOUR CAREER FINISH:** 2—2017 World Golf Championships-Mexico Championship, 2018 U.S. Open.

**INTERNATIONAL VICTORIES (6):** 2011 Kazakhstan Open [EurChall], Formby Hall Classic [PGA EuroPro]. 2013 Johnnie Walker Championship at Gleneagles [Eur]. 2017 Abu Dhabi HSBC Championship [Eur], 2017 HNA Open de France [Eur]. 2018 Abu Dhabi HSBC Championship presented by EGA [Eur].

**OTHER VICTORIES: (1):** 2013 Farmfoods British Par-3 Championship.

## WORLD GOLF CHAMPIONSHIPS CAREER SUMMARY

Tournament	Position	Score	Total Score	Total Par	Money
<b>Dell Technologies Match Play (6-5-)</b>					
2015 Cadillac Match Play	T5				\$285,000
G1: lost to Sergio Garcia, 2 Up G2: beat Jamie Donaldson, 21 holes G3: beat Bernd Wiesberger, 19 holes R4: beat Branden Grace, 2 and 1 QF: lost to Danny Willett, 4 and 3					
2017 Dell Technologies Match Play	T39				63,500
G1: beat Zach Johnson, 1 Up G2: lost to Brendan Steele, 1 Up G3: lost to Matt Kuchar, 4 and 2					
2018 Dell Technologies Match Play	T17				97,916
G1: lost to Ian Poulter, 3 and 2 G2: beat Kevin Chappell, 7 and 6 G3: beat Daniel Berger, 2 and 1					
446,416					
<b>Bridgestone Invitational</b>					
2017 Bridgestone Invitational	T28	70-68-70-71	279	-1	73,562
73,562					
<b>Mexico Championship</b>					
2015 Cadillac Championship	T71	77-77-73-80	307	+19	42,625
2017 Mexico Championship	2	69-70-66-66	271	-13	1,045,000
2018 Mexico Championship	T14	72-71-67-66	276	-8	126,500
1,214,125					
<b>HSBC Champions</b>					
2014 HSBC Champions	T18	68-70-69-72	279	-9	87,000
2015 HSBC Champions	T24	69-75-74-69	287	-1	73,500
2016 HSBC Champions	T30	67-71-72-70	280	-8	68,000
2018 HSBC Champions	T20	71-70-70-74	285	-3	90,250
318,750					
<b>TOTAL</b>					<b>\$2,052,853</b>





# RICKIE FOWLER

United States



**HEIGHT:** 5-9  
**WEIGHT:** 150  
**BIRTHDATE:** December 13, 1988  
**BIRTHPLACE:** Murrieta, California  
**RESIDENCE:** Jupiter, Florida  
**TURNED PROFESSIONAL:** 2009

**PGA TOUR VICTORIES (4):** 2012 Wells Fargo Championship. 2015 THE PLAYERS Championship, Deutsche Bank Championship. 2017 The Honda Classic.

**INTERNATIONAL VICTORIES (3):** 2011 Kolon Korea Open [OneAsia]. 2015 Aberdeen Asset Management Scottish Open [Eur]. 2016 Abu Dhabi HSBC Golf Championshi [Eur].

**OTHER VICTORIES: (1):** 2018 Hero World Challenge.

## WORLD GOLF CHAMPIONSHIPS CAREER SUMMARY

Tournament	Position	Score	Total Score	Total Par	Money
<b>Dell Technologies Match Play (10-6-2)</b>					
2011 Accenture Match Play Championship R1: beat Peter Hanson, 1-up R2: beat Phil Mickelson, 6 and 5 R3: lost to Matt Kuchar, 2 and 1	T9				\$140,000
2012 Accenture Match Play Championship R1: lost to David Toms, 1-down	T33				45,000
2013 Accenture Match Play Championship R1: lost to Carl Pettersson, 19 holes	T33				46,000
2014 Accenture Match Play Championship R1: beat Ian Poulter, 2 and 1 R2: beat Jimmy Walker, 1-up R3: beat Sergio Garcia, 1-up QF: beat Jim Furyk, 1-up SF: lost to Jason Day, 3 and 2 Consolation: beat Ernie Els, 19 holes	3				630,000
2015 Cadillac Match Play G1: beat Harris English, 1 Up G2: beat Shane Lowry, 1 Up G3: beat Graeme McDowell, 5 and 4 R4: lost to Louis Oosthuizen, 1 Up	T9				150,000
2016 Dell Match Play G1: lost to Jason Dufner, 2 and 1 G2: Scott Piercy, 1 Up G3: Byeong Hun An, Halved	T38				63,000
					1,074,000
<b>Bridgestone Invitational</b>					
2010 Bridgestone Invitational	T33	68-73-69-70	280	E	63,500
2011 Bridgestone Invitational	T2	68-64-69-66	267	-13	665,000
2012 Bridgestone Invitational	T60	70-80-69-69	288	+8	44,500
2013 Bridgestone Invitational	T21	67-71-70-73	281	+1	81,166
2014 Bridgestone Invitational	T8	67-67-72-67	273	-7	170,000
2015 Bridgestone Invitational	T10	67-72-70-67	276	-4	149,500
2016 Bridgestone Invitational	T10	68-73-72-67	280	E	167,750
2017 Bridgestone Invitational	9	70-71-67-66	274	-6	186,000
					1,527,416
<b>Mexico Championship</b>					
2011 Cadillac Championship	8	71-73-68-66	278	-10	200,000
2012 Cadillac Championship	T45	74-70-72-70	286	-2	52,000
2013 Cadillac Championship	T35	69-69-71-78	287	-1	68,500
2014 Cadillac Championship	T44	76-75-74-71	296	+8	60,500
2015 Cadillac Championship	T12	68-77-71-72	288	E	123,000
2016 Cadillac Championship	T8	70-71-71-71	283	-5	197,500
2017 Mexico Championship	T16	69-69-73-67	278	-6	105,125
2018 Mexico Championship	T37	68-70-70-75	283	-1	73,000
					879,625
<b>HSBC Champions</b>					
2010 HSBC Champions	T25	71-74-72-68	285	-3	60,200
2014 HSBC Champions	T55	74-70-70-73	287	-1	46,250
2015 HSBC Champions	T3	69-70-69-70	278	-10	381,666
2016 HSBC Champions	T17	68-72-68-67	275	-13	89,000
2017 HSBC Champions	T6	65-73-68-68	274	-14	235,333
					812,450
					<b>TOTAL \$4,293,491</b>



# SERGIO GARCIA

Spain



**HEIGHT:** 5-10  
**WEIGHT:** 180  
**BIRTHDATE:** January 9, 1980  
**BIRTHPLACE:** Castellon, Spain  
**RESIDENCE:** Crans-Montana, Switzerland  
**TURNED PROFESSIONAL:** 1999

**PGA TOUR VICTORIES (10):** **2001** MasterCard Colonial, Buick Classic. **2002** Mercedes Championships. **2004** EDS Byron Nelson Championship, Buick Classic. **2005** Booz Allen Classic. **2008** THE PLAYERS Championship. **2012** Wyndham Championship. **2016** AT&T Byron Nelson. **2017** Masters Tournament.

**INTERNATIONAL VICTORIES (21):** **1997** Catalanian Open Championship. **1999** Murphy's Irish Open [Eur], Linde German Masters [Eur]. **2001** Lancome Trophy [Eur], Nedbank Golf Challenge [SAf]. **2002** Canarias Open de Espana [Eur], Kolon Cup Korean Open [Asia]. **2003** Nedbank Golf Challenge [SAf]. **2004** Mallorca Classic [Eur]. **2005** Omega European Masters [Eur]. **2008** Castello Masters [Eur], HSBC Champions [Eur]. **2011** Castello Masters [Eur], Andalucia Masters [Eur]. **2012** Iskandar Johor Open [Asia]. **2013** Thailand Golf Championship [Asia]. **2014** Commercial Bank Qatar Masters [Eur]. **2015** Ho Tram Open [Asia]. **2017** Omega Dubai Desert Classic [Eur], **2017** Andalucia Valderrama Masters hosted by the Sergio Garcia Foundation [Eur], **2018** SMBC Singapore Open [Asia].

**OTHER VICTORIES: (1):** **1999** Dunhill Cup [with Miguel Angel Jimenez and Jose Maria Olazabal].

## WORLD GOLF CHAMPIONSHIPS CAREER SUMMARY

Tournament	Position	Score	Total Score	Total Par	Money
<b>Dell Technologies Match Play (22-18-1)</b>					
2000 Accenture Match Play Championship R1: beat Loren Roberts, 20 holes R2: beat Mike Weir, 7 and 6 R3: lost to David Duval, 2 and 1	T9				\$75,000
2002 Accenture Match Play Championship R1: beat Lee Janzen, 3 and 2 R2: beat Charles Howell III, 1 up R3: lost to Scott McCarron, 1-down	T9				85,000
2003 Accenture Match Play Championship R1: lost to Kevin Sutherland, 2 and 1	T33				30,000
2004 Accenture Match Play Championship R1: lost to Jerry Kelly, 1-down	T33				35,000
2005 Accenture Match Play Championship R1: beat Alex Cejka, 4 and 2 R2: beat Jerry Kelly, 19 holes R3: lost to Adam Scott, 4 and 3	T9				125,000
2007 Accenture Match Play Championship R1: beat Darren Clarke, 19 holes R2: lost to Charles Howell III, 4 and 3	T17				90,000
2008 Accenture Match Play Championship R1: beat John Senden, 3 and 2 R2: lost to Boo Weekley, 3 and 1	T17				90,000
2009 Accenture Match Play Championship R1: lost to Charl Schwartzel, 1-down	T33				45,000
2010 Accenture Match Play Championship R1: beat David Toms, 1-up R2: beat Anders Hansen, 2 and 1 R3: beat Tim Clark, 2 and 1 QF: beat Oliver Wilson, 4 and 3 SF: lost to Ian Poulter, 7 and 6 Consolation: lost to Camilo Villegas, 5 and 4	4				490,000
2012 Accenture Match Play Championship R1: lost to Miguel Angel Jimenez, 2 and 1	T33				45,000
2013 Accenture Match Play Championship R1: beat Thongchai Jaidee, 20 holes R2: lost to Matt Kuchar, 2 and 1	T17				96,000
2014 Accenture Match Play Championship R1: beat Marc Leishman, 22 holes R2: beat Bill Haas, 3 and 1 R3: lost to Rickie Fowler, 1-down	T9				148,000
2015 Cadillac Match Play G1: beat Tommy Fleetwood, 2 Up G2: lost to Bernd Wiesberger, 2 and 1 G3: lost to Jamie Donaldson, 2 and 1	T34				63,500
2016 Dell Match Play G1: beat Lee Westwood, 1 Up G2: lost to Ryan Moore, 1 Up G3: beat Marc Leishman, 5 and 4	T18				90,900
2017 Dell Technologies Match Play G1: beat Hideki Matsuyama, 2 Up G2: beat Kevin Chappell, 4 and 3 G3: lost to Jon Rahm, 6 and 4	T30				74,000
2018 Dell Technologies Match Play G1: beat Shubhankar Sharma, 1 Up G2: beat Dylan Frittelli, 2 Up G3: beat Xander Schauffele, 3 and 1 R4: lost to Kyle Stanley, 3 and 1	T9				163,000
					1,745,400
<b>Bridgestone Invitational</b>					
1999 NEC Invitational	T7	67-70-69-72	278	-2	154,000
2002 NEC Invitational	T58	68-73-76-73	290	+6	29,500
2003 NEC Invitational	T30	64-76-69-73	282	+2	43,000
2004 NEC Invitational	T16	68-70-70-70	278	-2	79,333
2005 NEC Invitational	T13	68-70-67-74	279	-1	94,400
2006 Bridgestone Invitational	T22	69-73-68-71	281	+1	68,000
2007 Bridgestone Invitational	T20	71-77-71-67	286	+6	75,500
2008 Bridgestone Invitational	T36	69-72-68-72	281	+1	52,000
2009 Bridgestone Invitational	T22	68-72-70-70	280	E	74,428
2010 Bridgestone Invitational	T22	70-70-69-70	279	-1	72,000
2011 Bridgestone Invitational	T53	68-72-72-72	284	+4	46,500
2012 Bridgestone Invitational	T29	67-72-71-71	281	+1	68,000
2013 Bridgestone Invitational	T40	71-76-70-68	285	+5	61,500
2014 Bridgestone Invitational	2	68-61-67-71	267	-13	900,000
2015 Bridgestone Invitational	T37	71-67-72-73	283	+3	63,000
2017 Bridgestone Invitational	T39	72-71-72-67	282	+2	65,500
					1,946,661

### Mexico Championship

1999 AmEx Championship	T7	74-69-69-73	285	+1	135,000
2000 Am Ex Championship	T5	69-74-74-64	281	-7	157,500
2002 Am Ex Championship	7	69-69-70-62	270	-18	155,000
2003 Am Ex Championship	T12	65-73-70-75	283	+3	89,375
2004 Am Ex Championship	T4	67-72-67-70	276	-12	308,000
2005 Am Ex Championship	T3	67-69-67-69	272	-8	353,666
2006 Am Ex Championship	T32	69-73-71-69	282	-2	61,000
2007 CA Championship	T3	71-70-71-70	282	-6	378,333
2008 CA Championship	T15	69-73-69-68	279	-9	86,700
2009 CA Championship	T31	72-72-68-70	282	-6	68,500
2010 CA Championship	T37	74-72-71-69	286	-2	62,500
2012 Cadillac Championship	T60	75-74-68-76	293	+5	42,000
2013 Cadillac Championship	T3	66-72-67-69	274	-14	417,500
2014 Cadillac Championship	T16	74-76-73-69	292	+4	90,666
2015 Cadillac Championship	T31	73-69-71-78	291	+3	72,000
2016 Cadillac Championship	T11	73-71-67-74	285	-3	145,000
2017 Mexico Championship	T12	68-71-68-70	277	-7	131,250
2018 Mexico Championship	T7	68-65-69-70	272	-12	239,750
					2,993,741

### HSBC Champions

2009 HSBC Champions	T23	75-70-69-67	281	-7	66,000
2014 HSBC Champions	4	70-68-69-63	270	-18	365,000
2015 HSBC Champions	T28	74-72-73-69	288	E	68,500
2016 HSBC Champions	T11	68-70-68-68	274	-14	106,166
2017 HSBC Champions	T9	68-72-69-67	276	-12	170,000
					775,666

**TOTAL \$7,461,468**



# BRANDEN GRACE

South Africa



**HEIGHT:** 5-10  
**WEIGHT:** 171  
**BIRTHDATE:** May 20, 1988  
**BIRTHPLACE:** Pretoria, South Africa  
**RESIDENCE:** George, South Africa  
**TURNED PROFESSIONAL:** 2007

**PGA TOUR VICTORIES (1):** 2016 RBC Heritage.

**INTERNATIONAL VICTORIES (11):** 2010 Coca-Cola Charity Championship [SAf], 2012 Joburg Open [Eur], Volvo Golf Champions [Eur], Volvo China Open [Eur], Vodacom Origins Final [SAf], Alfred Dunhill Links Championship [Eur], 2015 Alfred Dunhill Championship [Eur], Commercial Bank Qatar Masters [Eur], Dimension Data Pro-Am [SAf], 2016 Commercial Bank Qatar Masters [Eur], 2017 Nedbank Golf Challenge hosted by Gary Player [Eur].

## WORLD GOLF CHAMPIONSHIPS CAREER SUMMARY

Tournament	Position	Score	Total Score	Total Par	Money
<b>Dell Technologies Match Play (6-8-1)</b>					
2013 Accenture Match Play Championship R1: lost to Robert Garrigus, 4 and 3	T33				\$46,000
2014 Accenture Match Play Championship R1: lost to Jimmy Walker, 5 and 4	T33				48,000
2015 Cadillac Match Play G1: lost to Zach Johnson, 2 Up G2: beat Jason Day, 4 and 3 G3: beat Charley Hoffman, 2 and 1 R4: lost to Tommy Fleetwood, 2 and 1	T9				150,000
2016 Dell Match Play G1: lost to Chris Kirk, 3 and 1 G2: beat David Lingmerth, 4 and 3 G3: beat Russell Knox, 5 and 4	T18				90,900
2017 Dell Technologies Match Play G1: beat Andy Sullivan, 4 and 2 G2: lost to William McGirt, 2 and 1 G3: lost to Brandt Snedeker, 5 and 4	T39				63,500
2018 Dell Technologies Match Play G1: beat Si Woo Kim, 4 and 2 G2: beat Julian Suri, 2 and 1 G3: Marc Leishman, Halved	T29				77,428
					475,828
<b>Bridgestone Invitational</b>					
2012 Bridgestone Invitational	T36	72-70-66-74	282	+2	62,500
2013 Bridgestone Invitational	T65	70-75-70-78	293	+13	42,800
2014 Bridgestone Invitational	T23	69-71-67-70	277	-3	82,000
2015 Bridgestone Invitational	T17	73-69-67-70	279	-1	88,500
2016 Bridgestone Invitational	T10	69-72-71-68	280	E	167,750
2017 Bridgestone Invitational	T28	71-69-71-68	279	-1	73,562
					517,112
<b>Mexico Championship</b>					
2012 Cadillac Championship	T35	78-72-64-70	284	-4	60,500
2013 Cadillac Championship	T49	73-74-72-72	291	+3	54,500
2014 Cadillac Championship	T40	75-74-69-77	295	+7	63,500
2015 Cadillac Championship	54	75-74-72-75	296	+8	52,000
2016 Cadillac Championship	T23	73-73-74-68	288	E	91,000
2017 Mexico Championship	T32	73-69-68-73	283	-1	70,500
2018 Mexico Championship	T30	72-69-73-68	282	-2	81,428
					473,428
<b>HSBC Champions</b>					
2012 HSBC Champions	T62	75-76-70-70	291	+3	32,500
2014 HSBC Champions	T39	77-71-67-69	284	-4	58,000
2016 HSBC Champions	T5	63-71-70-68	272	-16	276,500
2017 HSBC Champions	T30	73-75-71-67	286	-2	72,000
2018 HSBC Champions	T15	74-69-72-69	284	-4	107,900
					546,900
			<b>TOTAL</b>		<b>\$2,013,268</b>



# EMILIANO GRILLO (Gree-LO)

Argentina



**HEIGHT:** 5-8  
**WEIGHT:** 175  
**BIRTHDATE:** September 14, 1992  
**BIRTHPLACE:** Resistencia, Argentina  
**RESIDENCE:** Bradenton, Florida  
**TURNED PROFESSIONAL:** 2011

**PGA TOUR VICTORIES (1): 2016** Frys.com Open.

**WEB.COM TOUR VICTORIES (1): 2015** Web.com Tour Championship.

**OTHER VICTORIES: (1): 2014** VISA Open de Argentina presentado por Peugeot.

## WORLD GOLF CHAMPIONSHIPS CAREER SUMMARY

Tournament	Position	Score	Total Score	Total Par	Money
<b>Dell Technologies Match Play (1-4-1)</b>					
2016 Dell Match Play	T38				\$63,000
G1: beat J.B. Holmes, 3 and 2 G2: lost to Bubba Watson, 2 Up G3: lost to Patton Kizzire, 2 Up					
2017 Dell Technologies Match Play	T51				54,071
G1: lost to Gary Woodland, 3 and 2 G2: lost to Soren Kjeldsen, 4 and 3 G3: Rory McIlroy, Halved					
					117,071
<b>Bridgestone Invitational</b>					
2016 Bridgestone Invitational	T14	67-71-71-72	281	+1	129,000
2017 Bridgestone Invitational	T50	72-71-73-70	286	+6	51,250
					180,250
<b>Mexico Championship</b>					
2016 Cadillac Championship	T47	76-72-72-75	295	+7	62,500
2017 Mexico Championship	T52	72-77-69-69	287	+3	52,000
					114,500
<b>HSBC Champions</b>					
2016 HSBC Champions	T35	69-71-69-72	281	-7	63,000
2017 HSBC Champions	11	72-67-71-67	277	-11	148,000
					211,000
				<b>TOTAL</b>	<b>\$622,821</b>



# ADAM HADWIN

Canada



**HEIGHT:** 5-8  
**WEIGHT:** 165  
**BIRTHDATE:** November 2, 1987  
**BIRTHPLACE:** Moose Jaw, Saskatchewan, Canada  
**RESIDENCE:** Abbotsford, British Columbia, Canada  
**TURNED PROFESSIONAL:** 2009

**PGA TOUR VICTORIES (1): 2017** Valspar Championship.

**WEB.COM TOUR VICTORIES (2): 2014** Chile Classic, Chiquita Classic.

**INTERNATIONAL VICTORIES (2): 2010** Desert Dunes Classic [Can]. 2011 Pacific Colombia Tour [Can].

## WORLD GOLF CHAMPIONSHIPS CAREER SUMMARY

Tournament	Position	Score	Total Score	Total Par	Money
<b>Dell Technologies Match Play (1-0-2)</b>					
2018 Dell Technologies Match Play	T17				\$97,916
G1: Kevin Kisner, Halved G2: beat Dustin Johnson, 4 and 3 G3: Bernd Wiesberger, Halved					
					97,916
<b>Bridgestone Invitational</b>					
2017 Bridgestone Invitational	T5	68-69-67-69	273	-7	\$268,500
					268,500
<b>Mexico Championship</b>					
2018 Mexico Championship	T9	70-71-67-66	274	-10	182,000
					182,000
<b>HSBC Champions</b>					
2018 HSBC Champions	T65	69-74-79-73	295	+7	46,125
					46,125
				<b>TOTAL</b>	<b>\$594,541</b>



# BRIAN HARMAN

United States



**HEIGHT:** 5-7  
**WEIGHT:** 150  
**BIRTHDATE:** January 19, 1987  
**BIRTHPLACE:** Savannah, Georgia  
**RESIDENCE:** St. Simons Island, Georgia  
**TURNED PROFESSIONAL:** 2009

**PGA TOUR VICTORIES (2):** 2014 John Deere Classic. 2017 Wells Fargo Championship.

## WORLD GOLF CHAMPIONSHIPS CAREER SUMMARY

Tournament	Position	Score	Total Score	Total Par	Money
<b>Dell Technologies Match Play (2-1-1)</b>					
2018 Dell Technologies Match Play	T9				\$163,000
G1: Jhonattan Vegas, Halved G2: beat Peter Uihlein, 3 and 2 G3: beat Rory McIlroy, 5 and 3 R4: lost to Bubba Watson, 2 and 1					
					163,000
<b>Bridgestone Invitational</b>					
2014 Bridgestone Invitational	65	72-70-75-76	293	+13	\$43,750
2017 Bridgestone Invitational	T50	70-74-69-73	286	+6	51,250
					95,000
<b>Mexico Championship</b>					
2018 Mexico Championship	T5	68-67-68-68	271	-13	330,500
					330,500
<b>HSBC Champions</b>					
2018 HSBC Champions	8	68-69-70-74	281	-7	210,000
					210,000
			<b>TOTAL</b>		<b>\$798,500</b>



# TYRRELL HATTON

England



**HEIGHT:** 5-9  
**WEIGHT:** 161  
**BIRTHDATE:** October 14, 1991  
**BIRTHPLACE:** High Wycombe, Buckinghamshire, England  
**RESIDENCE:** Marlow, Buckinghamshire, England  
**TURNED PROFESSIONAL:** 2011

**BEST PGA TOUR CAREER FINISH: T3—2018** World Golf Championships-Mexico Championship.

**INTERNATIONAL VICTORIES (3):** 2016 Alfred Dunhill Links Championship [Eur]. 2017 Italian Open, Alfred Dunhill Links Championship.

## WORLD GOLF CHAMPIONSHIPS CAREER SUMMARY

Tournament	Position	Score	Total Score	Total Par	Money
<b>Dell Technologies Match Play (4-3-)</b>					
2017 Dell Technologies Match Play	T17				\$93,307
G1: beat Charles Howell III, 2 and 1 G2: beat Jeunghun Wang, 2 Up G3: lost to Rafa Cabrera Bello, 2 and 1					
2018 Dell Technologies Match Play	T9				163,000
G1: beat Alexander Levy, 3 and 2 G2: beat Brendan Steele, 3 and 2 G3: lost to Charley Hoffman, 3 and 2 R4: lost to Cameron Smith, 2 and 1					
					256,307
<b>Bridgestone Invitational</b>					
2017 Bridgestone Invitational	T36	72-71-69-69	281	+1	68,000
					68,000
<b>Mexico Championship</b>					
2017 Mexico Championship	10	70-67-68-70	275	-9	166,000
2018 Mexico Championship	T3	70-68-64-67	269	-15	510,500
					676,500
<b>HSBC Champions</b>					
2016 HSBC Champions	T54	70-76-70-70	286	-2	47,500
2017 HSBC Champions	T23	70-76-67-71	284	-4	80,166
2018 HSBC Champions	T11	68-70-71-74	283	-5	140,000
					267,666
			<b>TOTAL</b>		<b>\$1,268,473</b>



# CHARLEY HOFFMAN

United States



**HEIGHT:** 6-0  
**WEIGHT:** 200  
**BIRTHDATE:** December 27, 1976  
**BIRTHPLACE:** San Diego, California  
**RESIDENCE:** Las Vegas, Nevada  
**TURNED PROFESSIONAL:** 2000

**PGA TOUR VICTORIES (4):** 2007 Bob Hope Chrysler Classic. 2010 Deutsche Bank Championship. 2015 OHL Classic at Mayakoba. 2016 Valero Texas Open.

**WEB.COM TOUR VICTORIES (1):** 2004 Permian Basin Charity Golf Classic.

## WORLD GOLF CHAMPIONSHIPS CAREER SUMMARY

Tournament	Position	Score	Total Score	Total Par	Money
<b>Dell Technologies Match Play (4-6-)</b>					
2011 Accenture Match Play Championship R1: lost to Luke Donald, 6 and 5	T33				\$45,000
2015 Cadillac Match Play G1: beat Jason Day, 4 and 3 G2: beat Zach Johnson, 2 and 1 G3: lost to Branden Grace, 2 and 1	T17				85,823
2016 Dell Match Play G1: lost to Brandt Snedeker, 2 and 1 G2: lost to Charl Schwartzel, 3 and 2 G3: beat Danny Lee, 4 and 2	T38				63,000
2018 Dell Technologies Match Play G1: lost to Brendan Steele, 1 Up G2: lost to Alexander Levy, 1 Up G3: beat Tyrrell Hatton, 3 and 2	T36				65,500
					259,323
<b>Bridgestone Invitational</b>					
2007 Bridgestone Invitational	T22	71-73-74-69	287	+7	66,250
2011 Bridgestone Invitational	T37	68-69-70-74	281	+1	58,500
2015 Bridgestone Invitational	T31	75-66-71-69	281	+1	70,500
2016 Bridgestone Invitational	T33	68-73-72-72	285	+5	76,000
2017 Bridgestone Invitational	3	68-69-67-66	270	-10	572,000
					843,250
<b>Mexico Championship</b>					
2007 CA Championship	T61	75-75-77-72	299	+11	40,250
2009 CA Championship	T13	68-70-67-73	278	-10	97,142
2011 Cadillac Championship	T24	67-75-73-69	284	-4	77,250
2015 Cadillac Championship	T38	70-74-72-76	292	+4	65,500
2016 Cadillac Championship	T17	68-70-74-75	287	-1	102,166
2018 Mexico Championship	T20	70-66-70-72	278	-6	104,300
					486,609
			<b>TOTAL</b>		<b>\$1,589,182</b>



# KODAI ICHIHARA

JAPAN



**HEIGHT:** 5-7  
**WEIGHT:** 176  
**BIRTHDATE:** May 29, 1982  
**BIRTHPLACE:** Tokyo, Japan

**BEST PGA TOUR CAREER FINISH:** T79—2016 The Open Championship.

**INTERNATIONAL VICTORIES:** 2018 Japan Golf Tour Championship.

## WORLD GOLF CHAMPIONSHIPS CAREER SUMMARY

Tournament	Position	Score	Total Score	Total Par	Money
No previous World Golf Championships competition.					



# DUSTIN JOHNSON

United States



**HEIGHT:** 6-4  
**WEIGHT:** 190  
**BIRTHDATE:** June 22, 1984  
**BIRTHPLACE:** Columbia, South Carolina  
**RESIDENCE:** North Palm Beach, Florida  
**TURNED PROFESSIONAL:** 2007

**PGA TOUR VICTORIES (18):** **2008** Turning Stone Resort Championship. **2009** AT&T Pebble Beach National Pro-Am, BMW Championship. **2010** AT&T Pebble Beach National Pro-Am, BMW Championship. **2011** The Barclays. **2012** FedEx St. Jude Classic. **2013** Hyundai Tournament of Champions. **2014** World Golf Championships-HSBC Champions. **2015** World Golf Championships-Cadillac Championship. **2016** U.S. Open, World Golf Championships-Bridgestone Invitational, BMW Championship. **2017** Genesis Open, World Golf Championships-Mexico Championship, World Golf Championships-Dell Technologies Match Play, THE NORTHERN TRUST. **2018** Sentry Tournament of Champions, FedEx St. Jude Classic.

**OTHER VICTORIES: (1):** **2010** Shark Shootout [with Ian Poulter].

## WORLD GOLF CHAMPIONSHIPS CAREER SUMMARY

Tournament	Position	Score	Total Score	Total Par	Money
<b>Dell Technologies Match Play (14-9-)</b>					
2009 Accenture Match Play Championship R1: lost to Steve Stricker, 2 and 1	T33				\$45,000
2010 Accenture Match Play Championship R1: lost to Camilo Villegas, 4 and 3	T33				45,000
2011 Accenture Match Play Championship R1: lost to Mark Wilson, 19 holes	T33				45,000
2012 Accenture Match Play Championship R1: beat Jim Furyk, 20 holes R2: beat Francesco Molinari, 7 and 5 R3: lost to Mark Wilson, 4 and 3	T9				140,000
2013 Accenture Match Play Championship R1: lost to Alexander Noren, 6 and 4	T33				46,000
2014 Accenture Match Play Championship R1: lost to Peter Hanson, 4 and 3	T33				48,000
2015 Cadillac Match Play G1: beat Matt Jones, 3 and 1 G2: lost to Charl Schwartzel, 20 holes G3: beat Victor Dubuisson, 2 and 1	T17				85,823
2016 Dell Match Play G1: lost to Robert Streb, 3 and 2 G2: beat Kiradech Aphibarnrat, 5 and 4 G3: beat Jimmy Walker, 2 and 1 R4: beat Patrick Reed, 3 and 2 QF: lost to Louis Oosthuizen, 2 and 1	T5				290,000
2017 Dell Technologies Match Play G1: beat Webb Simpson, 5 and 3 G2: beat Martin Kaymer, 3 and 2 G3: beat Jimmy Walker, 5 and 3 R4: beat Zach Johnson, 5 and 4 QF: beat Alex Noren, 3 and 2 SF: beat Hideto Tanihara, 1 Up Championship Match: beat Jon Rahm, 1 Up	1				1,660,000
2018 Dell Technologies Match Play G1: lost to Bernd Wiesberger, 3 and 1 G2: lost to Adam Hadwin, 4 and 3 G3: lost to Kevin Kisner, 4 and 3	T59				50,250
					2,455,073
<b>Bridgestone Invitational</b>					
2009 Bridgestone Invitational	T22	70-71-70-69	280	E	74,428
2010 Bridgestone Invitational	15	72-65-68-71	276	-4	96,000
2011 Bridgestone Invitational	T48	73-69-70-71	283	+3	49,300
2012 Bridgestone Invitational	T19	69-68-73-68	278	-2	82,000
2013 Bridgestone Invitational	T33	72-69-75-67	283	+3	68,000
2015 Bridgestone Invitational	T53	69-67-75-76	287	+7	48,166
2016 Bridgestone Invitational	1	69-73-66-66	274	-6	1,620,000
2017 Bridgestone Invitational	T17	68-75-68-66	277	-3	95,500
					2,133,395
<b>Mexico Championship</b>					
2009 CA Championship	T35	70-66-71-76	283	-5	64,000
2010 CA Championship	T56	69-72-76-73	290	+2	45,500
2011 Cadillac Championship	2	69-69-65-71	274	-14	850,000
2012 Cadillac Championship	T35	75-68-73-68	284	-4	60,500
2013 Cadillac Championship	T12	68-69-70-72	279	-9	113,750
2014 Cadillac Championship	T4	69-74-73-72	288	E	395,000
2015 Cadillac Championship	1	68-73-69-69	279	-9	1,570,000
2016 Cadillac Championship	T14	72-64-71-79	286	-2	120,000
2017 Mexico Championship	1	70-66-66-68	270	-14	1,660,000
2018 Mexico Championship	T7	69-66-68-69	272	-12	239,750
					5,118,500
<b>HSBC Champions</b>					
2012 HSBC Champions	T39	67-68-84-66	285	-3	47,000
2014 HSBC Champions	1	69-63-66-66	264	-24	1,400,000
2016 HSBC Champions	T5	65-71-65-71	272	-16	276,500
2017 HSBC Champions	T35	74-74-70-69	287	-1	67,000
2018 HSBC Champions	T2	68-63-68-77	276	-12	679,666
					2,470,166
	<b>TOTAL</b>				<b>\$12,177,13</b>



# ZACH JOHNSON

United States



**HEIGHT:** 5-11  
**WEIGHT:** 164  
**BIRTHDATE:** February 24, 1976  
**BIRTHPLACE:** Cedar Rapids, Iowa  
**RESIDENCE:** St. Simons Island, Georgia  
**TURNED PROFESSIONAL:** 1998

**PGA TOUR VICTORIES (12):** **2004** BellSouth Classic. **2007** Masters Tournament, AT&T Classic. **2008** Valero Texas Open. **2009** Sony Open in Hawaii, Valero Texas Open. **2010** Crowne Plaza Invitational at Colonial. **2012** Crowne Plaza Invitational at Colonial, John Deere Classic. **2013** BMW Championship. **2014** Hyundai Tournament of Champions. **2015** The Open Championship.

**WEB.COM TOUR VICTORIES (2):** **2003** Rheem Classic, Envirocare Utah Classic.

**OTHER VICTORIES: (2):** **2006** Wendy's 3-Tour Challenge [with Stewart Cink and Scott Verplank]. **2011** CVS Caremark Charity Classic [with Matt Kuchar].

## WORLD GOLF CHAMPIONSHIPS CAREER SUMMARY

Tournament	Position	Score	Total Score	Total Par	Money
<b>Dell Technologies Match Play (14-14-)</b>					
2005 Accenture Match Play Championship	T33				\$35,000
R1: lost to Luke Donald, 4 and 3					
2006 Accenture Match Play Championship	3				560,000
R1: beat Jim Furyk, 1-up					
R2: beat Sean O'Hair, 1-up					
R3: beat Shingo Katayama, 4 and 3					
QF: beat Retief Goosen, 3 and 2					
SF: lost to Davis Love III, 4 and 2					
Consolation: beat Tom Lehman, 1-up					
2007 Accenture Match Play Championship	T33				40,000
R1: lost to Henrik Stenson, 1-down					
2008 Accenture Match Play Championship	T33				40,000
R1: lost to David Toms, 2 and 1					
2009 Accenture Match Play Championship	T17				95,000
R1: beat Graeme McDowell, 3 and 1					
R2: lost to Phil Mickelson, 1-down					
2010 Accenture Match Play Championship	T17				95,000
R1: beat Francesco Molinari, 21 holes					
R2: lost to Brian Gay, 1-down					
2011 Accenture Match Play Championship	T33				45,000
R1: lost to Justin Rose, 2 and 1					
2012 Accenture Match Play Championship	T33				45,000
R1: lost to Hunter Mahan, 19 holes					
2013 Accenture Match Play Championship	T33				46,000
R1: lost to Jason Day, 6 and 5					
2014 Accenture Match Play Championship	T33				48,000
R1: lost to Richard Sterne, 5 and 4					
2015 Cadillac Match Play	T17				85,823
G1: beat Branden Grace, 2 Up					
G2: lost to Charley Hoffman, 2 and 1					
G3: beat Jason Day, 3 and 2					
2016 Dell Match Play	T9				152,000
G1: beat Marc Leishman, 2 Up					
G2: beat Martin Kaymer, 8 and 6					
G3: beat Shane Lowry, 4 and 3					
R4: lost to Rory McIlroy, 1 Up					
2017 Dell Technologies Match Play	T9				158,000
G1: lost to Tommy Fleetwood, 1 Up					
G2: beat Matt Kuchar, 2 Up					
G3: beat Brendan Steele, 1 Up					
R4: lost to Dustin Johnson, 5 and 4					
2018 Dell Technologies Match Play	T36				65,500
G1: Matt Kuchar, Halved					
G2: lost to Ross Fisher, 2 Up					
G3: Yuta Ikeda, Halved					
					1,510,323
<b>Bridgestone Invitational</b>					
2004 NEC Invitational	T22	65-73-73-70	281	+1	65,000
2005 NEC Invitational	T9	70-70-69-69	278	-2	135,000
2006 Bridgestone Invitational	T36	71-68-72-73	284	+4	50,500
2007 Bridgestone Invitational	T11	71-65-76-72	284	+4	115,333
2008 Bridgestone Invitational	T16	67-68-72-71	278	-2	82,625
2009 Bridgestone Invitational	T15	67-70-69-72	278	-2	91,125
2010 Bridgestone Invitational	T33	70-70-71-69	280	E	63,500
2011 Bridgestone Invitational	T6	70-68-64-68	270	-10	215,000
2012 Bridgestone Invitational	T40	68-73-68-74	283	+3	59,000
2013 Bridgestone Invitational	T4	69-70-68-67	274	-6	321,666
2014 Bridgestone Invitational	T23	70-70-68-69	277	-3	82,000
2015 Bridgestone Invitational	T33	70-70-71-71	282	+2	67,500
2016 Bridgestone Invitational	T10	72-74-69-65	280	E	167,750
2017 Bridgestone Invitational	2	69-67-65-68	269	-11	1,045,000
					2,561,000
<b>Mexico Championship</b>					
2004 American Express Championship	10	68-71-69-71	279	-9	135,000
2005 American Express Championship	T43	68-69-74-75	286	+6	46,000
2006 American Express Championship	T45	70-71-73-73	287	+3	49,000
2007 CA Championship	T9	72-68-73-71	284	-4	157,500
2008 CA Championship	T9	69-72-67-68	276	-12	147,500
2009 CA Championship	T53	70-72-72-72	286	-2	46,000
2010 CA Championship	T37	76-70-71-69	286	-2	62,500
2011 Cadillac Championship	T24	72-75-68-69	284	-4	77,250
2012 Cadillac Championship	T17	70-68-67-75	280	-8	92,000
2013 Cadillac Championship	T47	71-67-77-75	290	+2	57,500
2014 Cadillac Championship	T16	70-75-71-76	292	+4	90,666
2015 Cadillac Championship	T49	76-73-73-73	295	+7	55,000
2016 Cadillac Championship	T47	71-73-71-80	295	+7	62,500
2017 Mexico Championship	T58	75-69-70-75	289	+5	48,500
					1,126,916
<b>TOTAL</b>					<b>\$5,198,239</b>





# SI WOO KIM

Korea



**HEIGHT:** 5-11  
**WEIGHT:** 182  
**BIRTHDATE:** June 28, 1995  
**BIRTHPLACE:** Seoul, South Korea  
**RESIDENCE:** Dallas, Texas  
**TURNED PROFESSIONAL:** 2012

**PGA TOUR VICTORIES (2):** 2016 Wyndham Championship. 2017 THE PLAYERS Championship.

**WEB.COM TOUR VICTORIES (1):** 2015 Stonebrae Classic.

## WORLD GOLF CHAMPIONSHIPS CAREER SUMMARY

Tournament	Position	Score	Total Score	Total Par	Money
<b>Dell Technologies Match Play (3-2-2)</b>					
2017 Dell Technologies Match Play	T30				\$74,000
G1: lost to Phil Mickelson, 5 and 3 G2: J.B. Holmes, Halved G3: beat Daniel Berger, 1 Up					
2018 Dell Technologies Match Play	T9				163,000
G1: Pat Perez, Halved G2: beat Gary Woodland, 5 and 3 G3: beat Webb Simpson, 2 Up R4: lost to Justin Thomas, 6 and 5					
					237,000
<b>Bridgestone Invitational</b>					
2017 Bridgestone Invitational	T50	73-69-71-73	286	+6	51,250
					51,250
<b>Mexico Championship</b>					
2017 Mexico Championship	T72	71-75-77-76	299	+15	\$44,250
					44,250
<b>HSBC Champions</b>					
2017 HSBC Champions	T63	74-81-72-69	296	+8	\$45,250
2018 HSBC Champions	T69	71-71-79-76	297	+9	45,125
					90,375
			<b>TOTAL</b>		<b>\$422,875</b>



# KEVIN KISNER

United States



**HEIGHT:** 5-10  
**WEIGHT:** 165  
**BIRTHDATE:** February 15, 1984  
**BIRTHPLACE:** Aiken, South Carolina  
**RESIDENCE:** Aiken, South Carolina  
**TURNED PROFESSIONAL:** 2006

**PGA TOUR VICTORIES (2):** 2016 The RSM Classic. 2017 DEAN & DELUCA Invitational.

**WEB.COM TOUR VICTORIES (2):** 2010 Mylan Classic presented by CONSOL Energy. 2013 Chile Classic.

## WORLD GOLF CHAMPIONSHIPS CAREER SUMMARY

Tournament	Position	Score	Total Score	Total Par	Money
<b>Dell Technologies Match Play (8-4-1)</b>					
2016 Dell Match Play	T38				\$63,000
G1: beat Soren Kjeldsen, 2 and 1 G2: lost to Rafa Cabrera Bello, 4 and 3 G3: lost to Hideki Matsuyama, 3 and 2					
2017 Dell Technologies Match Play	T17				93,307
G1: lost to Brooks Koepka, 6 and 5 G2: beat Patrick Reed, 1 Up G3: beat Jason Dufner, 2 and 1					
2018 Dell Technologies Match Play	2				1,072,000
G1: Adam Hadwin, Halved G2: beat Bernd Wiesberger, 5 and 4 G3: beat Dustin Johnson, 4 and 3 R4: beat Matt Kuchar, 1 Up QF: beat Ian Poulter, 8 and 6 SF: beat Alex Noren, 19 holes Championship Match: lost to Bubba Watson, 7 and 6					
					1,228,307
<b>Bridgestone Invitational</b>					
2015 Bridgestone Invitational	T37	73-69-73-68	283	+3	63,000
2016 Bridgestone Invitational	T16	69-70-72-71	282	+2	105,200
2017 Bridgestone Invitational	T28	67-73-73-66	279	-1	73,562
					241,762
<b>Mexico Championship</b>					
2016 Cadillac Championship	T23	75-69-72-72	288	E	91,000
2017 Mexico Championship	11	72-68-68-68	276	-8	154,000
2018 Mexico Championship	29	70-71-66-74	281	-3	88,000
					333,000
<b>HSBC Champions</b>					
2016 HSBC Champions	2	64-66-70-70	270	-18	850,000
2017 HSBC Champions	T70	72-80-69-78	299	+11	43,625
					893,625
			<b>TOTAL</b>		<b>\$1,624,694</b>



# PATTON KIZZIRE (kuh-ZY-ur)

United States



**HEIGHT:** 6-5  
**WEIGHT:** 215  
**BIRTHDATE:** March 3, 1986  
**BIRTHPLACE:** Tuscaloosa, Alabama  
**RESIDENCE:** Sea Island, Georgia  
**TURNED PROFESSIONAL:** 2008

**PGA TOUR VICTORIES (2):** 2018 OHL Classic at Mayakoba, Sony Open in Hawaii.

**WEB.COM TOUR VICTORIES (2):** 2015 Utah Championship presented by Zions Bank, News Sentinel Open presented by Pilot.

## WORLD GOLF CHAMPIONSHIPS CAREER SUMMARY

Tournament	Position	Score	Total Score	Total Par	Money
<b>Dell Technologies Match Play (1-1-2)</b>					
2016 Dell Match Play	T9				\$152,000
G1: Bubba Watson, 1 Up G2: J.B. Holmes, Halved G3: beat Emiliano Grillo, 2 Up R4: lost to Ryan Moore, 4 and 3					
2018 Dell Technologies Match Play	T36				65,500
G1: lost to Francesco Molinari, 3 and 1 G2: lost to Justin Thomas, 3 and 1 G3: beat Luke List, 4 and 2					
					217,500
<b>Mexico Championship</b>					
2018 Mexico Championship	T12	69-69-71-66	275	-9	150,500
					150,500
			<b>TOTAL</b>		<b>\$368,000</b>



# RUSSELL KNOX

Scotland



**HEIGHT:** 5-10  
**WEIGHT:** 155  
**BIRTHDATE:** June 21, 1985  
**BIRTHPLACE:** Inverness, Scotland  
**RESIDENCE:** Ponte Vedra Beach, Florida  
**TURNED PROFESSIONAL:** 2008

**PGA TOUR VICTORIES (2):** 2016 World Golf Championships-HSBC Champions, Travelers Championship.

**WEB.COM TOUR VICTORIES (1):** 2011 Chiquita Classic.

**INTERNATIONAL VICTORIES:** 2018 Dubai Duty Free Irish Open hosted by the Rory Foundation [Eur.]

## WORLD GOLF CHAMPIONSHIPS CAREER SUMMARY

Tournament	Position	Score	Total Score	Total Par	Money
<b>Dell Technologies Match Play (2-3-1)</b>					
2016 Dell Match Play	T28				\$74,500
G1: David Lingmerth, Halved G2: beat Chris Kirk, 2 and 1 G3: lost to Branden Grace, 5 and 4					
2017 Dell Technologies Match Play	T39				63,500
G1: beat Bill Haas, 3 and 2 G2: lost to K.T. Kim, 3 and 1 G3: lost to Danny Willett, 4 and 2					
					138,000
<b>Bridgestone Invitational</b>					
2016 Bridgestone Invitational	54	74-75-75-72	296	+16	56,000
2017 Bridgestone Invitational	T5	66-71-68-68	273	-7	268,500
					324,500
<b>Mexico Championship</b>					
2016 Cadillac Championship	27	71-71-72-75	289	+1	86,000
2017 Mexico Championship	70	73-74-68-81	296	+12	45,000
					131,000
<b>HSBC Champions</b>					
2016 HSBC Champions	1	67-65-68-68	268	-20	1,400,000
2017 HSBC Champions	T9	66-68-68-74	276	-12	170,000
					1,570,000
			<b>TOTAL</b>		<b>\$2,163,500</b>



# SATOSHI KODAIRA (suh-TOE-she kuh-DYE-ruh)

Japan



**HEIGHT:** 5-7  
**WEIGHT:** 150  
**BIRTHDATE:** September 11, 1989  
**BIRTHPLACE:** Tokyo, Japan  
**RESIDENCE:** Tokyo, Japan  
**TURNED PROFESSIONAL:** 2010

**PGA TOUR VICTORIES (1):** 2018 RBC Heritage.

**INTERNATIONAL VICTORIES (7):** 2013 Japan Golf Tour Championship [Jpn]. 2014 Dunlop Srixon Fukushima Open [Jpn]. 2015 Japan Open Golf Championship [Jpn], 2016 Bridgestone Open [Jpn], 2017 Top Cup Tokai Classic [Jpn], Mitsui Sumitomo VISA Taiheiyo Masters [Jpn].

## WORLD GOLF CHAMPIONSHIPS CAREER SUMMARY

Tournament	Position	Score	Total Score	Total Par	Money
<b>Dell Technologies Match Play (0-3-)</b>					
2018 Dell Technologies Match Play	T59				\$50,250
G1: lost to Rafa Cabrera Bello, 2 and 1 G2: lost to Phil Mickelson, 1 Up G3: lost to Charles Howell III, 2 and 1					
					50,250
<b>Bridgestone Invitational</b>					
2013 Bridgestone Invitational	T65	70-74-76-73	293	+13	\$42,800
2017 Bridgestone Invitational	T47	73-71-71-70	285	+5	57,000
					99,800
<b>Mexico Championship</b>					
2018 Mexico Championship	54	72-73-73-70	288	+4	60,000
					60,000
<b>HSBC Champions</b>					
2016 HSBC Champions	71	74-76-76-68	294	+6	41,750
					41,750
			<b>TOTAL</b>		<b>\$251,800</b>



# BROOKS KOEPKA (KEP-kuh)

United States



**HEIGHT:** 6-0  
**WEIGHT:** 186  
**BIRTHDATE:** May 3, 1990  
**BIRTHPLACE:** West Palm Beach, Florida  
**RESIDENCE:** Jupiter, Florida  
**TURNED PROFESSIONAL:** 2012

**PGA TOUR VICTORIES (3):** 2015 Waste Management Phoenix Open. 2017 U.S. Open. 2018 U.S. Open.

**INTERNATIONAL VICTORIES (7):** 2012 Challenge de Catalunya [EurChall]. 2013 Montecchia Golf Open [EurChall], Fred Olesen Challenge de Espana [EurChall], Scottish Hyndro Challenge [EurChall]. 2014 Turkish Airlines Open [Eur]. 2016 Dunlop Phoenix [Jap]. 2017 Dunlop Phoenix [Jpn].

## WORLD GOLF CHAMPIONSHIPS CAREER SUMMARY

Tournament	Position	Score	Total Score	Total Par	Money
<b>Dell Technologies Match Play (5-3-)</b>					
2015 Cadillac Match Play	T17				\$85,823
G1: beat Russell Henley, 1 Up G2: beat Marc Warren, 20 holes G3: lost to J.B. Holmes, 2 and 1					
2016 Dell Match Play	T5				290,000
G1: beat Billy Horschel, 3 and 2 G2: beat Patton Kizzire, 20 holes G3: lost to Danny Willett, 4 and 3 R4: beat Matt Kuchar, 1 Up QF: lost to Jason Day, 3 and 2					
2017 Dell Technologies Match Play	T9				158,000
G1: beat Kevin Kisner, 6 and 5 G2: beat Jason Dufner, 6 and 5 G3: beat Patrick Reed, 1 Up R4: lost to Alex Noren, 2 and 1					
					533,823
<b>Bridgestone Invitational</b>					
2015 Bridgestone Invitational	T6	69-69-68-69	275	-5	219,000
2017 Bridgestone Invitational	T17	71-69-67-70	277	-3	95,500
					314,500
<b>Mexico Championship</b>					
2015 Cadillac Championship	T17	69-74-73-73	289	+1	97,500
2016 Cadillac Championship	T23	71-71-74-72	288	E	91,000
2017 Mexico Championship	T48	76-69-68-73	286	+2	55,500
					244,000
<b>HSBC Champions</b>					
2017 HSBC Champions	T40	73-70-69-76	288	E	62,000
2018 HSBC Champions	T2	64-68-73-71	276	-12	679,666
					741,666
			<b>TOTAL</b>		<b>\$1,833,989</b>



# MATT KUCHAR

United States



**HEIGHT:** 6-4  
**WEIGHT:** 195  
**BIRTHDATE:** June 21, 1978  
**BIRTHPLACE:** Winter Park, Florida  
**RESIDENCE:** Sea Island, Georgia  
**TURNED PROFESSIONAL:** 2000

**PGA TOUR VICTORIES (7):** **2002** The Honda Classic. **2009** Turning Stone Resort Championship. **2010** The Barclays. **2012** THE PLAYERS Championship. **2013** World Golf Championships–Accenture Match Play Championship, the Memorial Tournament presented by Nationwide Insurance. **2014** RBC Heritage.

**WEB.COM TOUR VICTORIES (1):** **2006** Henrico County Open Pres'd by Saxon Capital, Inc.

**INTERNATIONAL VICTORIES (2):** **2011** OMEGA Mission Hills World Cup [with Gary Woodland]. **2015** Fiji International [OneAsia].

**OTHER VICTORIES (3):** **2011** CVS Caremark Charity Classic [with Zach Johnson]. **2013** Franklin Templeton Shootout [with Harris English], **2016** Franklin Templeton Shootout [with Harris English].

## WORLD GOLF CHAMPIONSHIPS CAREER SUMMARY

Tournament	Position	Score	Total Score	Total Par	Money
<b>Dell Technologies Match Play (23-9-3)</b>					
2010 Accenture Match Play Championship R1: beat Anthony Kim, 3 and 2 R2: lost to Jeev Milkha Singh, 1-down	T17				\$95,000
2011 Accenture Match Play Championship R1: beat Anders Hansen, 22 holes R2: beat Bo Van Pelt, 3 and 2 R3: beat Rickie Fowler, 2 and 1 QF: beat Y.E. Yang, 2 and 1 SF: lost to Luke Donald, 6 and 5 Consolation: beat Bubba Watson, 2 and 1	3				600,000
2012 Accenture Match Play Championship R1: beat Jonathan Byrd, 1-up R2: beat Bubba Watson, 3 and 2 R3: beat Martin Kaymer, 4 and 3 QF: lost to Hunter Mahan, 6 and 5	T5				270,000
2013 Accenture Match Play Championship R1: beat Hiroyuki Fujita, 3 and 2 R2: beat Sergio Garcia, 2 and 1 R3: beat Nicolas Colsaerts, 4 and 3 QF: beat Robert Garrigus, 3 and 2 SF: beat Jason Day, 4 and 3 Championship Match: beat Hunter Mahan, 2 and 1	1				1,500,000
2014 Accenture Match Play Championship R1: beat Bernd Wiesberger, 3 and 2 R2: beat Ryan Moore, 1-up R3: lost to Jordan Spieth, 2 and 1	T9				148,000
2015 Cadillac Match Play G1: lost to Ben Martin, 1 Up G2: beat Stephen Gallacher, 3 and 2 G3: lost to Hunter Mahan, 5 and 4	T34				63,500
2016 Dell Match Play G1: beat Anirban Lahiri, 6 and 5 G2: beat Anirban Lahiri, 3 and 2 G3: beat Justin Rose, 3 and 2 R4: lost to Brooks Koepka, 1 Up	T9				152,000
2017 Dell Technologies Match Play G1: Brendan Steele, Halved G2: lost to Zach Johnson, 2 Up G3: beat Tommy Fleetwood, 4 and 2	T30				74,000
2018 Dell Technologies Match Play G1: Zach Johnson, Halved G2: beat Yuta Ikeda, 1 Up G3: beat Ross Fisher, 6 and 4 R4: lost to Kevin Kisner, 1 Up	T9				163,000
					3,065,500
<b>Bridgestone Invitational</b>					
2002 NEC Invitational	T38	71-68-71-75	285	+1	37,250
2010 Bridgestone Invitational	T9	69-67-66-73	275	-5	125,833
2011 Bridgestone Invitational	T19	71-69-65-71	276	-4	85,000
2012 Bridgestone Invitational	T8	70-70-70-66	276	-4	128,750
2013 Bridgestone Invitational	T27	72-71-69-70	282	+2	73,500
2014 Bridgestone Invitational	T12	71-66-72-65	274	-6	115,000
2015 Bridgestone Invitational	T25	72-68-72-68	280	E	74,666
2016 Bridgestone Invitational	T3	69-72-70-66	277	-3	449,250
2017 Bridgestone Invitational	T17	71-72-66-68	277	-3	95,500
					1,184,750
<b>Mexico Championship</b>					
2010 CA Championship	T3	71-71-67-68	277	-11	426,666
2011 Cadillac Championship	5	68-69-68-71	276	-12	350,000
2012 Cadillac Championship	T8	72-67-66-72	277	-11	165,000
2013 Cadillac Championship	T35	72-72-72-71	287	-1	68,500
2014 Cadillac Championship	T13	69-74-74-74	291	+3	110,000
2015 Cadillac Championship	T23	73-75-70-72	290	+2	83,000
2016 Cadillac Championship	T28	70-78-70-72	290	+2	79,428
2017 Mexico Championship	T20	68-71-67-73	279	-5	91,333
2018 Mexico Championship	T58	74-74-73-71	292	+8	55,500
					1,429,428
<b>HSBC Champions</b>					
2009 HSBC Champions	T19	68-72-72-68	280	-8	72,000
2017 HSBC Champions	T21	73-66-68-76	283	-5	88,000
2018 HSBC Champions	T31	67-70-72-78	287	-1	72,000
					232,000
			<b>TOTAL</b>		<b>\$5,911,678</b>



# ANIRBAN LAHIRI (la-HERE-ree)

India



**HEIGHT:** 5-9  
**WEIGHT:** 165  
**BIRTHDATE:** June 29, 1987  
**BIRTHPLACE:** Pune, India  
**RESIDENCE:** Palm Beach Gardens, Florida  
**PROFESSIONAL:** 2007

**BEST PGA TOUR CAREER FINISH: T2—2017** the Memorial Tournament presented by Nationwide.

**INTERNATIONAL VICTORIES (18):** **2009** Haryana Open [India], BILT Open [India], **2010** Players Championship [India], Players Championship [India], BILT Open [India], **2011** Players Championship [India], Players Championship [India], Panasonic Open [Asia], **2012** SAIL-SBI Open [Asia], **2013** SAIL-SBI Open [Asia], Players Championship [India], Eagleburg Open [India], Tour Championship [India], **2014** PGTI Ahmedabad Masters [Ind], CIMB Niaga Indonesian Masters [Asia], Venetian Macau Open [Asia], **2015** Maybank Malaysian Open [Eur], Hero Indian Open [Eur]

## WORLD GOLF CHAMPIONSHIPS CAREER SUMMARY

Tournament	Position	Score	Total Score	Total Par	Money
<b>Dell Technologies Match Play (2-3-1)</b>					
2015 Cadillac Match Play G1: beat Ryan Palmer, 4 and 2 G2: lost to Justin Rose, 19 holes G3: lost to Marc Leishman, 1 Up	T34				\$63,500
2016 Dell Match Play G1: lost to Matt Kuchar, 6 and 5 G2: Justin Rose, 1 Up G3: beat Fabián Gómez, 4 and 2	T28				74,500
					138,000
<b>Bridgestone Invitational</b>					
2015 Bridgestone Invitational	T53	77-72-67-71	287	+7	48,166
2016 Bridgestone Invitational	T33	68-74-73-70	285	+5	76,000
					124,166
<b>Mexico Championship</b>					
2015 Cadillac Championship	T71	80-76-74-77	307	+19	42,625
2016 Cadillac Championship	T28	70-70-71-79	290	+2	79,428
					122,053
<b>HSBC Champions</b>					
2015 HSBC Champions	T28	74-70-74-70	288	E	68,500
2016 HSBC Champions	T40	70-75-66-71	282	-6	58,500
					127,000
			<b>TOTAL</b>		<b>\$511,219</b>



# ANDREW LANDRY

United States



**HEIGHT:** 5-7  
**WEIGHT:** 150  
**BIRTHDATE:** August 7, 1987  
**BIRTHPLACE:** Port Neches-Groves, Texas  
**RESIDENCE:** Austin, Texas  
**PROFESSIONAL:** 2009

**PGA TOUR VICTORIES (1):** **2018** Valero Texas Open.

**WEB.COM TOUR VICTORIES (2):** **2015** Cartagena de Indias at Karibana Championship Presented by Prebuild. **2017** The Bahamas Great Abaco Classic at The Abaco Club.

## WORLD GOLF CHAMPIONSHIPS CAREER SUMMARY

Tournament	Position	Score	Total Score	Total Par	Money
No previous World Golf Championships competition.					



# MARC LEISHMAN (LEESH-mun)



**HEIGHT:** 6-2  
**WEIGHT:** 200  
**BIRTHDATE:** October 24, 1983  
**BIRTHPLACE:** Warrnambool, Victoria, Australia  
**RESIDENCE:** Virginia Beach, Virginia  
**TURNED PROFESSIONAL:** 2005


**PGA TOUR VICTORIES (3):** **2012** Travelers Championship, **2017** Arnold Palmer Invitational presented by Mastercard, BMW Championship.

**WEB.COM TOUR VICTORIES (1):** **2008** WNB Golf Classic.

**INTERNATIONAL VICTORIES (5):** **2006** Jisan Resort Open [Kor], Queensland Cairns Classic [Aus], Toyota Southern Classic [Aus]. **2007** Toyota Southern Classic [Aus]. **2015** Nedbank Golf Challenge [Eur].

## WORLD GOLF CHAMPIONSHIPS CAREER SUMMARY

Tournament	Position	Score	Total Score	Total Par	Money
<b>Dell Technologies Match Play (5-8-2)</b>					
2014 Accenture Match Play Championship	T33				\$48,000
R1: lost to Sergio Garcia, 22 holes					
2015 World Golf Championships-Cadillac Match Play	T9				150,000
G1: beat Justin Rose, 3 and 2 G2: beat Ryan Palmer, 4 and 3 G3: beat Anirban Lahiri, 1 Up R4: lost to Gary Woodland, 2 and 1					
2016 World Golf Championships-Dell Match Play	T51				52,000
G1: Ryan Moore, Halved G2: lost to Lee Westwood, 1 Up G3: lost to Sergio Garcia, 5 and 4					
2017 Dell Technologies Match Play	T9				158,000
G1: beat Lee Westwood, 3 and 2 G2: beat Si Woo Kim, 4 and 3 G3: beat Jason Day, R4: lost to Phil Mickelson, 4 and 3					
2018 Dell Technologies Match Play	T52				54,214
G1: lost to Julian Suri, 3 and 2 G2: lost to Bubba Watson, 3 and 2 G3: Branden Grace, Halved					
					462,214
<b>Bridgestone Invitational</b>					
2012 Bridgestone Invitational	T45	70-72-70-73	285	+5	53,000
2014 Bridgestone Invitational	3	64-69-68-67	268	-12	522,000
2015 Bridgestone Invitational	T33	72-70-70-70	282	+2	67,500
2016 Bridgestone Invitational	55	76-72-75-77	300	+20	55,000
2017 Bridgestone Invitational	T41	73-71-70-69	283	+3	63,000
					760,500
<b>Mexico Championship</b>					
2010 CA Championship	T63	78-73-71-72	294	+6	41,250
2016 Cadillac Championship	T28	73-73-69-75	290	+2	79,428
2018 Mexico Championship	T37	69-68-69-77	283	-1	73,000
					193,678
<b>HSBC Champions</b>					
2012 HSBC Champions	T18	73-68-65-70	276	-12	75,000
2015 HSBC Champions	9	72-71-69-69	281	-7	158,000
2016 HSBC Champions	T11	69-72-65-68	274	-14	106,166
2018 HSBC Champions	T38	71-79-68-71	289	+1	64,500
					403,666
<b>TOTAL</b>					<b>\$1,820,058</b>



# HAOTONG LI

China



**HEIGHT:** 6-0  
**WEIGHT:** 165  
**BIRTHDATE:** August 3, 1995  
**BIRTHPLACE:** Hunan, China  
**RESIDENCE:** Shanghai, China  
**TURNED PROFESSIONAL:** 2011

**BEST PGA TOUR CAREER FINISH:** 3—2017 The Open Championship.

**INTERNATIONAL VICTORIES (3):** 2014 Nanshan China Masters [OneAsia]. 2016 Volvo China Open [Eur]. 2018 Omega Dubai Desert Classic [Eur].

**OTHER VICTORIES: (3):** 2014 Jianye Tianzhu Henan Open, Sanya Hainan Open, Tour Championship presented by CTS Tycoon.

## WORLD GOLF CHAMPIONSHIPS CAREER SUMMARY

Tournament	Position	Score	Total Score	Total Par	Money
<b>Dell Technologies Match Play (0-3-)</b>					
2018 Dell Technologies Match Play	T59				\$50,250
G1: lost to Patrick Reed, 3 and 2 G2: lost to Jordan Spieth, 4 and 2 G3: lost to Charl Schwartzel, 3 and 2					
					50,250
<b>Mexico Championship</b>					
2018 Mexico Championship	63	73-79-73-73	298	+14	\$52,000
					52,000
<b>HSBC Champions</b>					
2014 HSBC Champions	T39	72-71-74-67	284	-4	\$58,000
2015 HSBC Champions	T35	75-72-76-67	290	+2	61,500
2016 HSBC Champions	T7	66-69-66-72	273	-15	173,750
2017 HSBC Champions	T63	73-72-74-77	296	+8	45,250
2018 HSBC Champions	T50	72-76-71-73	292	+4	51,875
					390,375
			<b>TOTAL</b>		<b>\$492,625</b>



# LUKE LIST

United States



**HEIGHT:** 6-2  
**WEIGHT:** 190  
**BIRTHDATE:** January 14, 1985  
**BIRTHPLACE:** Seattle, Washington  
**RESIDENCE:** Seal Beach, California  
**TURNED PROFESSIONAL:** 2007

**BEST PGA TOUR CAREER FINISH:** 2—2018 The Honda Classic.

**WEB.COM VICTORIES (1):** 2012 South Georgia Classic.

## WORLD GOLF CHAMPIONSHIPS CAREER SUMMARY

Tournament	Position	Score	Total Score	Total Par	Money
<b>Dell Technologies Match Play (0-3-)</b>					
Dell Technologies Match Play	T59				\$50,250
G1: lost to Justin Thomas, 2 Up G2: lost to Francesco Molinari, 3 and 2 G3: lost to Patton Kizzire, 4 and 2					
					50,250
			<b>TOTAL</b>		<b>\$50,250</b>



# HIDEKI MATSUYAMA (Mah-tsu-YAH-mah)

Japan



**HEIGHT:** 5-11  
**WEIGHT:** 198  
**BIRTHDATE:** February 25, 1992  
**BIRTHPLACE:** Ehime, Japan  
**RESIDENCE:** Sendai, Japan  
**TURNED PROFESSIONAL:** 2013

**PGA TOUR VICTORIES (5):** **2014** the Memorial Tournament presented by Nationwide Insurance. **2016** Waste Management Phoenix Open. **2017** World Golf Championships-HSBC Champions, Waste Management Phoenix Open, World Golf Championships-Bridgestone Invitational.

**INTERNATIONAL VICTORIES (8):** **2011** Mitsui Sumitomo Visa Taiheiyō [Jpn]. **2013** Tsuruya Open [Jpn], Diamond Cup Golf [Jpn]. Fujisankei Classic [Jpn], Casio World Open [Jpn]. **2014** Dunlop Phoenix [Jpn]. **2016** Japan Open Golf Championship [Jpn], Taiheiyō Masters [Jpn].

**OTHER VICTORIES: (1):** **2016** Hero World Challenge.

## WORLD GOLF CHAMPIONSHIPS CAREER SUMMARY

Tournament	Position	Score	Total Score	Total Par	Money
<b>Dell Technologies Match Play (7-7-1)</b>					
2014 Accenture Match Play Championship	T17				\$99,000
R1: beat Martin Kaymer, 2 and 1 R2: lost to Graeme McDowell, 1-down					
2015 Cadillac Match Play	T9				150,000
G1: beat Alexander Levy, 5 and 4 G2: beat Joost Luiten, 2 Up G3: beat Kevin Na, 5 and 4 R4: lost to Rory McIlroy, 6 and 5					
2016 Dell Match Play	T18				90,900
G1: lost to Rafa Cabrera Bello, 1 Up G2: beat Soren Kjeldsen, 4 and 2 G3: beat Kevin Kisner, 3 and 2					
2017 Dell Technologies Match Play	T51				54,071
G1: Jim Furyk, Halved G2: lost to Ross Fisher, 2 and 1 G3: lost to Louis Oosthuizen, 6 and 4					
2018 Dell Technologies Match Play	T36				65,500
G1: beat Yusaku Miyazato, 2 and 1 G2: lost to Cameron Smith, 1 Up G3: lost to Patrick Cantlay, 4 and 3					
					459,471
<b>Bridgestone Invitational</b>					
2013 Bridgestone Invitational	T21	72-68-70-71	281	+1	81,166
2014 Bridgestone Invitational	T12	70-71-65-68	274	-6	115,000
2015 Bridgestone Invitational	T37	69-75-73-66	283	+3	63,000
2016 Bridgestone Invitational	T42	70-79-73-67	289	+9	66,500
2017 Bridgestone Invitational	1	69-67-67-61	264	-16	1,660,000
					1,985,666
<b>Mexico Championship</b>					
2014 Cadillac Championship	T34	72-77-71-74	294	+6	68,500
2015 Cadillac Championship	T23	76-72-72-70	290	+2	83,000
2016 Cadillac Championship	T35	70-81-68-73	292	+4	72,500
2017 Mexico Championship	T25	72-72-66-71	281	-3	81,000
					305,000
<b>HSBC Champions</b>					
2014 HSBC Champions					W/D
2015 HSBC Champions	T41	74-69-73-75	291	+3	56,000
2016 HSBC Champions					W/D
2017 HSBC Champions	1	66-65-68-66	265	-23	1,620,000
2018 HSBC Champions	T50	74-74-72-72	292	+4	51,875
					1,727,875
<b>TOTAL</b>					<b>\$4,478,012</b>





# RORY MCILROY

Northern Ireland



**HEIGHT:** 5-10  
**WEIGHT:** 160  
**BIRTHDATE:** May 4, 1989  
**BIRTHPLACE:** Holywood, Northern Ireland  
**RESIDENCE:** Holywood, Northern Ireland  
**TURNED PROFESSIONAL:** 2007

**PGA TOUR VICTORIES (14):** **2010** Quail Hollow Championship, **2011** U.S. Open, **2012** The Honda Classic, PGA Championship, Deutsche Bank Championship, BMW Championship, **2014** The Open Championship, World Golf Championships-Bridgestone Invitational, PGA Championship. **2015** Cadillac Match Play, Wells Fargo Championship. **2016** Deutsche Bank Championship, TOUR Championship. **2018** Arnold Palmer Invitational presented by Mastercard.

**INTERNATIONAL VICTORIES (9):** **2009** Dubai Desert Classic [Eur], **2011** Shanghai Masters, UBS Hong Kong Open [Eur], **2012** DP World Tour Championship [Eur], **2013** Emirates Australian Open [Aus], **2014** BMW PGA Championship [Eur], **2015** Omega Dubai Desert Classic [Eur], DP World Tour Championship [Eur], **2016** Dubai Duty Free Irish Open Hosted by the Rory Foundation [Eur].

## WORLD GOLF CHAMPIONSHIPS CAREER SUMMARY

Tournament	Position	Score	Total Score	Total Par	Money
<b>Dell Technologies Match Play (24-11-2)</b>					
2009 Accenture Match Play Championship	T5				\$270,000
R1: beat Louis Oosthuizen, 2 and 1 R2: beat Hunter Mahan, 1-up R3: beat Tim Clark, 4 and 3 QF: lost to Geoff Ogilvy, 2 and 1					
2010 Accenture Match Play Championship	T17				95,000
R1: beat Kevin Na, 1-up R2: lost to Oliver Wilson, 20 holes					
2011 Accenture Match Play Championship	T17				95,000
R1: beat Jonathan Byrd, 4 and 2 R2: lost to Ben Crane, 8 and 7					
2012 Accenture Match Play Championship	2				850,000
R1: beat George Coetzee, 1-up R2: beat Anders Hansen, 3 and 2 R3: beat Miguel Angel Jimenez, 3 and 1 QF: beat Sangmoon Bae, 3 and 2 SF: beat Lee Westwood, 3 and 1 Championship Match: lost to Hunter Mahan, 2 and 1					
2013 Accenture Match Play Championship	T33				46,000
R1: lost to Shane Lowry, 1-down					
2014 Accenture Match Play Championship	T17				99,000
R1: beat Boo Weekley, 3 and 2 R2: lost to Harris English, 19 holes					
2015 Cadillac Match Play	1				1,570,000
G1: beat Jason Dufner, 5 and 4 G2: beat Brandt Snedeker, 2 Up G3: beat Billy Horschel, 20 holes R4: beat Hideki Matsuyama, 6 and 5 QF: beat Paul Casey, 22 holes SF: beat Jim Furyk, 1 Up Championship Match: beat Gary Woodland, 4 and 2					
2016 Dell Match Play	4				530,000
G1: beat Thorbjorn Olesen, 1 Up G2: beat Smylie Kaufman, 3 and 1 G3: Kevin Na, Halved R4: beat Zach Johnson, 1 Up QF: beat Chris Kirk, 4 and 3 SF: lost to Jason Day, 1 Up Consolation: lost to Rafa Cabrera Bello, 3 and 2					
2017 Dell Technologies Match Play	T30				74,000
G1: lost to Soren Kjeldsen, 2 and 1 G2: beat Gary Woodland, G3: Emiliano Grillo, Halved					
2018 Dell Technologies Match Play	T36				65,500
G1: lost to Peter Uihlein, 2 and 1 G2: beat Jhonattan Vegas, 2 and 1 G3: lost to Brian Harman, 5 and 3					
					3,694,500
<b>Bridgestone Invitational</b>					
2009 Bridgestone Invitational	T68	75-70-71-74	290	+10	39,250
2010 Bridgestone Invitational	T9	68-69-69-69	275	-5	125,833
2011 Bridgestone Invitational	T6	68-68-67-67	270	-10	215,000
2012 Bridgestone Invitational	T5	70-67-67-68	272	-8	276,500
2013 Bridgestone Invitational	T27	70-71-69-72	282	+2	73,500
2014 Bridgestone Invitational	1	69-64-66-66	265	-15	1,530,000
2017 Bridgestone Invitational	T5	67-69-68-69	273	-7	268,500
					2,528,583
<b>Mexico Championship</b>					
2009 CA Championship	T20	68-66-72-73	279	-9	80,142
2010 CA Championship	T65	76-73-73-73	295	+7	40,625
2011 Cadillac Championship	T10	68-69-69-74	280	-8	129,000
2012 Cadillac Championship	3	73-69-65-67	274	-14	516,000
2013 Cadillac Championship	T8	73-69-71-65	278	-10	163,750
2014 Cadillac Championship	T25	70-74-75-74	293	+5	76,000
2015 Cadillac Championship	T9	73-70-72-72	287	-1	163,333
2016 Cadillac Championship	T3	71-65-68-74	278	-10	483,000
2017 Mexico Championship	T7	68-65-70-71	274	-10	211,666
					1,863,517
<b>HSBC Champions</b>					
2009 HSBC Champions	4	73-68-70-63	274	-14	315,000
2010 HSBC Champions	5	71-71-71-67	280	-8	250,000
2011 HSBC Champions	T4	70-69-65-69	273	-15	258,333
2014 HSBC Champions	T6	65-72-67-69	273	-15	231,500
2016 HSBC Champions	T11	68-72-68-66	274	-14	106,166
2017 HSBC Champions	T4	71-66-70-66	273	-15	372,000
					1,533,000
<b>TOTAL</b>					<b>\$9,619,600</b>



# PHIL MICKELSON

United States



**HEIGHT:** 6-3  
**WEIGHT:** 200  
**BIRTHDATE:** June 16, 1970  
**BIRTHPLACE:** San Diego, California  
**RESIDENCE:** Rancho Santa Fe, California  
**TURNED PROFESSIONAL:** 1992

**PGA TOUR VICTORIES (43):** 1991 Northern Telecom Open. 1993 Buick Invitational of California, The International. 1994 Mercedes Championships. 1995 Northern Telecom Open. 1996 Nortel Open, Phoenix Open, GTE Byron Nelson Golf Classic, NEC World Series of Golf. 1997 Bay Hill Invitational, Sprint International. 1998 Mercedes Championships, AT&T Pebble Beach National Pro-Am. 2000 Buick Invitational, BellSouth Classic, MasterCard Colonial, THE TOUR Championship. 2001 Buick Invitational, Canon Greater Hartford Open. 2002 Bob Hope Chrysler Classic, Canon Greater Hartford Open. 2004 Bob Hope Chrysler Classic, Masters Tournament. 2005 FBR Open, AT&T Pebble Beach National Pro-Am, BellSouth Classic, PGA Championship. 2006 BellSouth Classic, Masters Tournament. 2007 AT&T Pebble Beach National Pro-Am, THE PLAYERS Championship, Deutsche Bank Championship. 2008 Northern Trust Open, Crowne Plaza Invitational at Colonial. 2009 Northern Trust Open, CA Championship, THE TOUR Championship presented by Coca-Cola. 2010 Masters Tournament. 2011 Shell Houston Open. 2012 AT&T Pebble Beach National Pro-Am. 2013 Waste Management Phoenix Open, The Open Championship. 2018 World Golf Championships-Mexico Championship.

**INTERNATIONAL VICTORIES (4):** 1993 Tournoi Perrier de Paris [EurChall]. 2007 HSBC Champions [Eur]. 2009 HSBC Champions [Eur]. 2013 Scottish Open [Eur].

**OTHER VICTORIES: (3):** 2001 Tylenol Par-3 Shootout at Treetops Resort. 2004 Telus Skins Game, PGA Grand Slam of Golf.

## WORLD GOLF CHAMPIONSHIPS CAREER SUMMARY

Tournament	Position	Score	Total Score	Total Par	Money
<b>Dell Technologies Match Play (24-14-)</b>					
1999 Accenture Match Play Championship R1: beat Naomichi Ozaki, 3 and 2 R2: beat Lee Janzen, 2 and 1 R3: lost to Eduardo Romero, 2 and 1	T9				\$75,000
2000 Accenture Match Play Championship R1: lost to Billy Mayfair, 20 holes	T33				25,000
2002 Accenture Match Play Championship R1: lost to John Cook, 3 and 2	T33				27,500
2003 Accenture Match Play Championship R1: beat Robert Karlsson, 1-up R2: beat Brad Faxon, 3 and 2 R3: lost to Jerry Kelly, 3 and 2	T9				95,000
2004 Accenture Match Play Championship R1: beat Lee Westwood, 3 and 1 R2: beat Ben Curtis, 7 and 6 R3: beat Chris DiMarco, 3 and 2 QF: lost to Davis Love III, 1-down	T5				225,000
2005 Accenture Match Play Championship R1: beat Loren Roberts, 3 and 1 R2: beat Angel Cabrera, 4 and 3 R3: lost to David Toms, 4 and 2	T9				125,000
2006 Accenture Match Play Championship R1: beat Charles Howell III, 1-up R2: beat John Daly, 2 and 1 R3: lost to David Howell, 3 and 1	T9				125,000
2007 Accenture Match Play Championship R1: beat Richard Green, 1-up R2: lost to Justin Rose, 3 and 1	T17				90,000
2008 Accenture Match Play Championship R1: beat Pat Perez, 1-up R2: lost to Stuart Appleby, 2 and 1	T17				90,000
2009 Accenture Match Play Championship R1: beat Angel Cabrera, 19 holes R2: beat Zach Johnson, 1-up R3: lost to Stewart Cink, 1-down	T9				140,000
2011 Accenture Match Play Championship R1: beat Brendan Jones, 6 and 5 R2: lost to Rickie Fowler, 6 and 5	T17				95,000
2016 Dell Match Play G1: beat Matthew Fitzpatrick, 5 and 4 G2: beat Daniel Berger, 1 Up G3: lost to Patrick Reed, 5 and 4	T18				90,900
2017 Dell Technologies Match Play G1: beat Si Woo Kim, 5 and 3 G2: beat Daniel Berger, 5 and 4 G3: beat J.B. Holmes, 6 and 5 R4: beat Marc Leishman, 4 and 3 QF: lost to Bill Haas, 2 and 1	T5				298,000
2018 Dell Technologies Match Play G1: lost to Charles Howell III, 3 and 2 G2: beat Satoshi Kodaira, 1 Up G3: beat Rafa Cabrera Bello, 1 Up	T17				97,916
					1,599,316
<b>Bridgestone Invitational</b>					
1999 NEC Invitational	2	69-67-70-65	271	-9	510,000
2000 NEC Invitational	T4	66-66-69-70	271	-9	243,333
2001 NEC Invitational	T8	67-66-70-72	275	-5	147,500
2002 NEC Invitational	T9	66-69-71-71	277	-7	105,000
2003 NEC Invitational	T23	68-73-70-70	281	+1	48,000
2004 NEC Invitational	T43	70-75-68-72	285	+5	43,000
2005 NEC Invitational	T51	69-72-75-74	290	+10	40,250
2006 Bridgestone Invitational	T54	74-74-68-73	289	+9	39,500
2007 Bridgestone Invitational	T46	74-72-74-73	293	+13	44,500
2008 Bridgestone Invitational	T4	68-66-68-70	272	-8	310,000
2009 Bridgestone Invitational	T58	70-69-75-73	287	+7	44,250
2010 Bridgestone Invitational	T46	66-68-71-78	283	+3	50,214
2011 Bridgestone Invitational	T48	67-73-71-72	283	+3	49,300
2012 Bridgestone Invitational	T43	71-69-73-71	284	+4	56,500
2013 Bridgestone Invitational	T21	72-71-67-71	281	+1	81,166
2014 Bridgestone Invitational	T15	71-73-69-62	275	-5	97,500
2015 Bridgestone Invitational	T63	76-70-71-74	291	+11	43,875
2016 Bridgestone Invitational	T27	73-70-73-68	284	+4	80,666
2017 Bridgestone Invitational	T39	71-72-72-67	282	+2	65,500
					2,100,055

### Mexico Championship

1999 AmEx Championship	T40	69-71-77-78	295	+11	32,250
2002 AmEx Championship	T23	70-72-71-64	277	-11	52,500
2003 AmEx Championship	T38	73-77-70-71	291	+11	38,500
2005 AmEx Championship	T29	71-69-73-68	281	+1	60,000
2007 CA Championship	T23	77-72-70-69	288	E	74,000
2008 CA Championship	T20	67-74-70-69	280	-8	75,000
2009 CA Championship	1	65-66-69-69	269	-19	1,400,000
2010 CA Championship	T14	71-69-72-68	280	-8	107,500
2011 Cadillac Championship	T55	73-71-72-76	292	+4	45,500
2012 Cadillac Championship	T43	72-71-71-71	285	-3	55,500
2013 Cadillac Championship	T3	67-67-69-71	274	-14	417,500
2014 Cadillac Championship	T16	74-75-69-74	292	+4	90,666
2015 Cadillac Championship	T31	74-74-71-72	291	+3	72,000
2016 Cadillac Championship	5	67-72-70-70	279	-9	342,000
2017 Mexico Championship	T7	67-68-68-71	274	-10	211,666
2018 Mexico Championship	1	69-68-65-66	268	-16	1,700,000
					4,774,583

### HSBC Champions

2009 HSBC Champions	1	69-66-67-69	271	-17	1,200,000
2010 HSBC Champions	T41	69-71-76-73	289	+1	44,000
2012 HSBC Champions	T2	66-69-66-68	269	-19	417,500
2014 HSBC Champions	14	71-68-72-65	276	-12	100,000
2018 HSBC Champions	T15	71-72-74-67	284	-4	107,900
					1,869,400
					<b>TOTAL \$10,343,35</b>



# FRANCESCO MOLINARI (maw-LIN-air-ee)

Italy

**HEIGHT:** 5-8  
**WEIGHT:** 159  
**BIRTHDATE:** November 8, 1982  
**BIRTHPLACE:** Turin, Italy  
**RESIDENCE:** London, England  
**TURNED PROFESSIONAL:** 2004

**PGA TOUR VICTORIES (2):** 2018 Quicken Loans National, The Open Championship.

**INTERNATIONAL VICTORIES (5):** 2006 Telecom Italia Open [Eur]. 2010 HSBC Champions [Eur]. 2012 Open de Espana [Eur]. 2016 Italian Open [Eur], 2018 BMW PGA Championship [Eur].

**OTHER VICTORIES: (1):** 2009 OMEGA Mission Hills World Cup [with Edoardo Molinari].

## WORLD GOLF CHAMPIONSHIPS CAREER SUMMARY

Tournament	Position	Score	Total Score	Total Par	Money
<b>Dell Technologies Match Play (4-11-)</b>					
2010 Accenture Match Play Championship R1: lost to Zach Johnson, 21 holes	T33				\$45,000
2011 Accenture Match Play Championship R1: lost to Ryan Moore, 3 and 1	T33				45,000
2012 Accenture Match Play Championship R1: beat Thomas Bjorn, 20 holes R2: lost to Dustin Johnson, 7 and 5	T17				95,000
2013 Accenture Match Play Championship R1: lost to Gonzalo Fdez-Castano, 1-down	T33				46,000
2014 Accenture Match Play Championship R1: lost to Thomas Bjorn, 2 and 1	T33				48,000
2015 Cadillac Match Play G1: beat Adam Scott, 5 and 4 G2: lost to Chris Kirk, 2 and 1 G3: lost to Paul Casey, 1 Up	T34				63,500
2017 Dell Technologies Match Play G1: lost to Bernd Wiesberger, 2 Up G2: lost to Thongchai Jaidee, 5 and 3 G3: lost to Alex Noren, VVD					
2018 Dell Technologies Match Play G1: beat Patton Kizzire, 3 and 1 G2: beat Luke List, 3 and 2 G3: lost to Justin Thomas, 7 and 5	T17				97,916
					489,916
<b>Bridgestone Invitational</b>					
2010 Bridgestone Invitational	T39	70-72-71-68	281	+1	58,000
2011 Bridgestone Invitational	T15	73-64-68-69	274	-6	95,500
2012 Bridgestone Invitational	T40	74-70-69-70	283	+3	59,000
2013 Bridgestone Invitational	T44	70-70-72-74	286	+6	57,500
2014 Bridgestone Invitational	T31	67-70-73-69	279	-1	69,500
2015 Bridgestone Invitational	T61	69-74-74-73	290	+10	44,625
2017 Bridgestone Invitational	T24	71-73-69-65	278	-2	82,000
					466,125
<b>Mexico Championship</b>					
2010 CA Championship	T14	69-71-72-68	280	-8	107,500
2011 Cadillac Championship	T3	68-68-70-69	275	-13	465,000
2012 Cadillac Championship	T13	75-68-71-65	279	-9	101,000
2013 Cadillac Championship	T28	78-66-72-69	285	-3	75,000
2014 Cadillac Championship	T25	69-75-76-73	293	+5	76,000
2017 Mexico Championship	T20	71-72-70-66	279	-5	91,333
2018 Mexico Championship	T25	71-70-70-68	279	-5	95,250
					1,011,083
<b>HSBC Champions</b>					
2009 HSBC Champions	T10	73-67-70-68	278	-10	99,571
2010 HSBC Champions	1	65-70-67-67	269	-19	1,200,000
2011 HSBC Champions	T23	70-70-71-71	282	-6	62,500
2012 HSBC Champions	T39	74-69-74-68	285	-3	47,000
2014 HSBC Champions	T21	72-69-70-70	281	-7	75,100
2017 HSBC Champions	T6	67-69-68-70	274	-14	235,333
2018 HSBC Champions	T46	77-71-72-71	291	+3	57,500
					1,777,004
			<b>TOTAL</b>		<b>\$3,744,128</b>



# KEVIN NA (NAH)

United States 

**HEIGHT:** 5-11  
**WEIGHT:** 167  
**BIRTHDATE:** September 15, 1983  
**BIRTHPLACE:** Seoul, South Korea  
**RESIDENCE:** Las Vegas, Nevada  
**TURNED PROFESSIONAL:** 2001

**PGA TOUR VICTORIES (2): 2011** Justin Timberlake Shriners Hospitals for Children Open. **2018** A Military Tribute at The Greenbrier.

**WEB.COM TOUR VICTORIES (1): 2006** Mark Christopher Charity Classic Pres'd by County of San Bernardino.

**INTERNATIONAL VICTORIES (1): 2002** Volvo Masters of Asia [Asia].

**OTHER VICTORIES: (1): 2002** Long Beach Open.

## WORLD GOLF CHAMPIONSHIPS CAREER SUMMARY

Tournament	Position	Score	Total Score	Total Par	Money
<b>Dell Technologies Match Play (3-4-1)</b>					
2010 Accenture Match Play Championship R1: lost to Rory McIlroy, 1-down	T33				\$45,000
2012 Accenture Match Play Championship R1: lost to Steve Stricker, 2 and 1	T33				45,000
2015 Cadillac Match Play G1: lost to Joost Luiten, 19 holes G2: beat Alexander Levy, 3 and 1 G3: lost to Hideki Matsuyama, 5 and 4	T34				63,500
2016 Dell Technologies Match Play G1: beat Smylie Kaufman, 2 and 1 G2: beat Thorbjorn Olesen, 3 and 2 G3: Rory McIlroy, Halved	17				112,000
2017 Dell Technologies Match Play G1: beat Matthew Fitzpatrick, 5 and 4 G2: beat Justin Thomas, 4 and 2 G3: lost to Chris Wood, 2 and 1 R4: lost to Bill Haas, 1 Up	T9				158,000
2018 Dell Technologies Match Play G1: lost to Alex Noren, 4 and 2 G2: lost to Tony Finau, 3 and 2 G3: Thomas Pieters, Halved	T52				54,214
					477,714
<b>Bridgestone Invitational</b>					
2003 NEC Invitational	T71	71-80-69-73	293	+13	23,375
2012 Bridgestone Invitational	T63	72-76-72-69	289	+9	43,500
2014 Bridgestone Invitational	T23	71-73-66-67	277	-3	82,000
2015 Bridgestone Invitational	T15	69-70-71-68	278	-2	109,000
2016 Bridgestone Invitational	T27	71-69-71-73	284	+4	80,666
					338,541
<b>Mexico Championship</b>					
2010 CA Championship	T50	78-70-70-70	288	E	50,500
2011 Cadillac Championship	T35	74-75-69-69	287	-1	65,500
2015 Cadillac Championship	T9	74-71-71-71	287	-1	163,333
2016 Cadillac Championship	T35	72-72-75-73	292	+4	72,500
2017 Mexico Championship	T52	75-70-70-72	287	+3	52,000
					403,833
<b>HSBC Champions</b>					
2015 HSBC Champions	T20	71-68-79-67	285	-3	81,000
2016 HSBC Champions	57	72-72-72-71	287	-1	46,500
2017 HSBC Champions	T54	75-71-73-74	293	+5	49,250
					176,750
			<b>TOTAL</b>		<b>\$1,396,838</b>



# ALEX NOREN (NOR-en)

Sweden



**HEIGHT:** 5-11  
**WEIGHT:** 165  
**BIRTHDATE:** July 12, 1982  
**BIRTHPLACE:** Stockholm, Sweden  
**RESIDENCE:** Monaco  
**TURNED PROFESSIONAL:** 2005

**BEST PGA TOUR CAREER FINISH:** T2—2018 Farmers Insurance Open.

**INTERNATIONAL VICTORIES (11):** 2006 Rolex Trophy [EurChall]. 2009 Omega European Masters [Eur]. 2011 Saab Wales Open [Eur], Nordea Masters [Eur]. 2015 Nordea Masters [Eur]. 2016 Aberdeen Asset Management Scottish Open [Eur], Omega European Masters [Eur], British Masters [Eur], Nedbank Golf Challenge [Eur]. 2017 BMW PGA Championship [Eur]. 2018 HNA Open de France [Eur].

## WORLD GOLF CHAMPIONSHIPS CAREER SUMMARY

Tournament	Position	Score	Total Score	Total Par	Money
<b>Dell Technologies Match Play (11-4)</b>					
2010 Accenture Match Play Championship R1: lost to Geoff Ogilvy, 7 and 5	T33				\$45,000
2013 Accenture Match Play Championship R1: beat Dustin Johnson, 6 and 4 R2: lost to Graeme McDowell, 20 holes	T17				96,000
2017 Dell Technologies Match Play G1: beat Thongchai Jaidee, 3 and 2 G2: beat Bernd Wiesberger, 3 and 2 G3: beat Francesco Molinari, R4: beat Brooks Koepka, 2 and 1 QF: lost to Dustin Johnson, 3 and 2	T5				298,000
2018 Dell Technologies Match Play G1: beat Kevin Na, 4 and 2 G2: beat Thomas Pieters, 5 and 4 G3: beat Tony Finau, 1 Up R4: beat Patrick Reed, 5 and 3 QF: beat Cameron Smith, 4 and 2 SF: lost to Kevin Kisner, 19 holes Consolation: beat Justin Thomas, 5 and 3	3				695,000
					1,134,000
<b>Bridgestone Invitational</b>					
2010 Bridgestone Invitational	T53	69-69-70-76	284	+4	47,250
2011 Bridgestone Invitational	T53	69-73-70-72	284	+4	46,500
2017 Bridgestone Invitational	T28	69-68-74-68	279	-1	73,562
					167,312
<b>Mexico Championship</b>					
2012 Cadillac Championship	69	74-75-72-76	297	+9	38,500
2013 Cadillac Championship	T20	69-70-72-71	282	-6	88,000
2015 Cadillac Championship	T56	73-77-74-74	298	+10	48,000
2017 Mexico Championship	T55	76-71-72-69	288	+4	50,000
2018 Mexico Championship	T14	69-70-71-66	276	-8	126,500
					351,000
<b>HSBC Champions</b>					
2009 HSBC Champions	T19	70-71-71-68	280	-8	72,000
2011 HSBC Champions	T49	67-75-70-77	289	+1	38,000
2016 HSBC Champions	T54	70-76-66-74	286	-2	47,500
2017 HSBC Champions	T12	68-72-70-68	278	-10	134,000
2018 HSBC Champions	T31	72-72-72-71	287	-1	72,000
					363,500
			<b>TOTAL</b>		<b>\$2,015,812</b>



# THORBJORN OLESEN (thor-bih-YORN)

DENMARK



**HEIGHT:** 5-9  
**WEIGHT:** 152  
**BIRTHDATE:** December 21, 1989  
**BIRTHPLACE:** Fureso, Denmark  
**RESIDENCE:** Fureso, Denmark  
**TURNED PROFESSIONAL:** 2008


**BEST PGA TOUR CAREER FINISH: T6—2013** Masters Tournament, **2015** World Golf Championships-HSBC Champions.

**INTERNATIONAL VICTORIES (6): 2010** The Princess [EurChall], **2012** Sicilian Open [Eur], **2014** Perth International [Eur], **2015** Alfred Dunhill Links Championship [Eur], **2016** Turkish Airlines Open [Eur], **2018** Italian Open [Eur].

**OTHER VICTORIES: (1): 2016** ISPS HANDA World Cup [with Soren Kjeldsen].

## WORLD GOLF CHAMPIONSHIPS CAREER SUMMARY

Tournament	Position	Score	Total Score	Total Par	Money
<b>Dell Technologies Match Play (2-4-)</b>					
2013 ACCENTURE MATCH PLAY CHAMPIONSHIP R1: beat Jamie Donaldson, 3 and 2 R2: lost to Tim Clark, 3 and 2	T17				\$96,000
2014 Accenture Match Play Championship R1: lost to Jason Day, 1-down	T33				48,000
2016 Dell Match Play G1: lost to Rory McIlroy, 1 Up G2: lost to Kevin Na, 3 and 2 G3: beat Smylie Kaufman, 2 and 1	T38				63,000
					207,000
<b>Bridgestone Invitational</b>					
2013 Bridgestone Invitational	T48	73-69-72-73	287	+7	53,000
2017 Bridgestone Invitational	T10	73-70-67-65	275	-5	154,666
					207,666
<b>Mexico Championship</b>					
2013 Cadillac Championship	T53	75-75-70-72	292	+4	50,600
2017 Mexico Championship	T63	73-77-68-73	291	+7	46,625
					97,225
<b>HSBC Champions</b>					
2012 HSBC Champions	T11	71-65-70-68	274	-14	98,000
2015 HSBC Champions	T6	72-68-69-71	280	-8	213,666
2016 HSBC Champions	T19	64-74-66-73	277	-11	83,000
2018 HSBC Champions	T31	72-73-69-73	287	-1	72,000
					466,666
			<b>TOTAL</b>		<b>\$978,557</b>



# LOUIS OOSTHUIZEN (LOU-wee OOST-haze-un)

South Africa



**HEIGHT:** 5-10  
**WEIGHT:** 180  
**BIRTHDATE:** October 19, 1982  
**BIRTHPLACE:** Mossel Bay, South Africa  
**RESIDENCE:** Pinnacle Point, South Africa  
**TURNED PROFESSIONAL:** 2002

**PGA TOUR VICTORIES (1):** 2010 The Open Championship.

**INTERNATIONAL VICTORIES (12):** 2004 Vodacom Origins of Golf-Arabella [SAf], 2007 Platinum Classic [SAf], Dimension Data Pro-Am [SAf], Telkom PGA Championship [SAf], 2008 Telkom PGA Championship [SAf], 2010 Open de Golf de Andalucia [Eur], 2011 Africa Open [Eur], 2012 Africa Open [Eur], Maybank Malaysian Open [Eur], 2013 Volvo Golf Champions [Eur], 2014 Volvo Golf Champions [Eur], 2016 ISPS HANDA Perth International [Eur].

## WORLD GOLF CHAMPIONSHIPS CAREER SUMMARY

Tournament	Position	Score	Total Score	Total Par	Money
<b>Dell Technologies Match Play (19-10-)</b>					
2009 Accenture Match Play Championship R1: lost to Rory McIlroy, 2 and 1	T33				\$45,000
2011 Accenture Match Play Championship R1: lost to Bo Van Pelt, 1-down	T33				45,000
2012 Accenture Match Play Championship R1: beat Aaron Baddeley, 2 and 1 R2: lost to Steve Stricker, 1-down	T17				95,000
2013 Accenture Match Play Championship R1: beat Richie Ramsay, 2 and 1 R2: lost to Robert Garrigus, 3 and 2	T17				96,000
2014 Accenture Match Play Championship R1: beat Nick Watney, 1-up R2: beat Henrik Stenson, 4 and 3 R3: beat Webb Simpson, 5 and 4 QF: lost to Jason Day, 2 and 1	T5				280,000
2015 Cadillac Match Play G1: beat Keegan Bradley, 6 and 5 G2: beat Miguel Angel Jimenez, 2 Up G3: beat Bubba Watson, 19 holes R4: beat Rickie Fowler, 1 Up QF: lost to Jim Furyk, 4 and 2	T5				285,000
2016 Dell Match Play G1: beat Matt Jones, 2 and 1 G2: beat Bernd Wiesberger, 2 and 1 G3: beat Andy Sullivan, 4 and 2 R4: beat Jordan Spieth, 4 and 2 QF: beat Dustin Johnson, 2 and 1 SF: beat Rafa Cabrera Bello, 4 and 3 Championship Match: lost to Jason Day, 5 and 4	2				1,018,000
2017 Dell Technologies Match Play G1: beat Ross Fisher, 4 and 3 G2: lost to Jim Furyk, 3 and 2 G3: beat Hideki Matsuyama, 6 and 4	T17				93,307
2018 Dell Technologies Match Play G1: beat Jason Dufner, 1 Up G2: lost to James Hahn, 3 and 1 G3: beat Jason Day, 2 Up R4: lost to Ian Poulter, 2 and 1	T9				163,000
					2,120,307
<b>Bridgestone Invitational</b>					
2010 Bridgestone Invitational	T9	72-70-68-65	275	-5	125,833
2011 Bridgestone Invitational	T37	71-71-70-69	281	+1	58,500
2012 Bridgestone Invitational	4	67-65-68-69	269	-11	365,000
2014 Bridgestone Invitational	61	75-73-67-75	290	+10	45,500
2015 Bridgestone Invitational	T42	72-70-72-70	284	+4	59,000
2016 Bridgestone Invitational	T21	71-76-67-69	283	+3	91,000
2017 Bridgestone Invitational	T50	74-72-67-73	286	+6	51,250
					796,083
<b>Mexico Championship</b>					
2006 American Express Championship	T32	71-70-72-69	282	-2	61,000
2007 CA Championship	T50	74-75-77-69	295	+7	45,000
2008 CA Championship	T68	74-72-70-77	293	+5	37,625
2009 CA Championship	T20	67-69-73-70	279	-9	80,142
2011 Cadillac Championship	T18	71-73-67-71	282	-6	89,000
2012 Cadillac Championship	T60	77-70-74-72	293	+5	42,000
2013 Cadillac Championship	T33	70-75-69-72	286	-2	71,500
2014 Cadillac Championship	T40	72-78-71-74	295	+7	63,500
2015 Cadillac Championship	6	71-74-67-73	285	-3	270,000
2016 Cadillac Championship	T14	74-70-69-73	286	-2	120,000
2017 Mexico Championship	T48	73-72-73-68	286	+2	55,500
2018 Mexico Championship	T30	64-71-76-71	282	-2	81,428
					1,016,696
<b>HSBC Champions</b>					
2010 HSBC Champions	T72	69-80-80-72	301	+13	27,750
2011 HSBC Champions	T7	71-63-68-72	274	-14	155,000
2012 HSBC Champions	T6	65-63-70-72	270	-18	190,000
2014 HSBC Champions	T15	70-70-70-67	277	-11	93,500
2015 HSBC Champions	T14	70-70-72-72	284	-4	89,833
2016 HSBC Champions	T44	68-69-73-73	283	-5	55,500
2017 HSBC Champions	T45	71-75-69-74	289	+1	58,500
					670,083
<b>TOTAL</b>					<b>\$4,603,169</b>



# WADE ORMSBY



**HEIGHT:** 5-9  
**WEIGHT:** 160  
**BIRTHDATE:** March 31, 1980  
**BIRTHPLACE:** Adelaide, Australia  
**RESIDENCE:** Adelaide, Australia  
**TURNED PROFESSIONAL:** 2002

**BEST PGA TOUR CAREER FINISH:** T50—2018 World Golf Championships-Mexico Championship.

**INTERNATIONAL VICTORIES (1):** 2017 UBS Hong Kong Open [Eur, Asia].

## WORLD GOLF CHAMPIONSHIPS CAREER SUMMARY

Tournament	Position	Score	Total Score	Total Par	Money
<b>Mexico Championship</b>					
2018 Mexico Championship	T50	79-67-69-71	286	+2	\$63,500
					63,500
			<b>TOTAL</b>		<b>\$63,500</b>



# PAT PEREZ



**HEIGHT:** 6-0  
**WEIGHT:** 190  
**BIRTHDATE:** March 1, 1976  
**BIRTHPLACE:** Phoenix, Arizona  
**RESIDENCE:** Scottsdale, Arizona  
**TURNED PROFESSIONAL:** 1997

**PGA TOUR VICTORIES (3):** 2009 The 50th Bob Hope Classic hosted by Arnold Palmer. 2017 OHL Classic at Mayakoba. 2018 CIMB Classic.

**WEB.COM TOUR VICTORIES (1):** 2000 Ozarks Open.

**OTHER VICTORIES: (1):** 2002 Champions Challenge [with John Daly].

## WORLD GOLF CHAMPIONSHIPS CAREER SUMMARY

Tournament	Position	Score	Total Score	Total Par	Money
<b>Dell Technologies Match Play (3-5-1)</b>					
2008 Accenture Match Play Championship R1: lost to Phil Mickelson, 1-down	T33				\$40,000
2009 Accenture Match Play Championship R1: beat Padraig Harrington, 1-up R2: lost to Ross Fisher, 6 and 5	T17				95,000
2017 Dell Technologies Match Play G1: beat Jason Day, WD G2: beat Marc Leishman, 2 and 1 G3: lost to Lee Westwood, 2 and 1	T17				93,307
2018 Dell Technologies Match Play G1: Si Woo Kim, Halved G2: lost to Webb Simpson, 2 and 1 G3: lost to Gary Woodland, 1 Up	T52				54,214
					282,521
<b>Bridgestone Invitational</b>					
2009 Bridgestone Invitational	T22	70-72-66-72	280	E	74,428
2017 Bridgestone Invitational	69	72-75-75-68	290	+10	45,250
					119,678
<b>Mexico Championship</b>					
2009 CA Championship	T35	70-68-72-73	283	-5	64,000
2017 Mexico Championship	T38	68-71-74-71	284	E	64,000
2018 Mexico Championship	T20	68-67-68-75	278	-6	104,300
					232,300
<b>HSBC Champions</b>					
2009 HSBC Champions	T10	68-69-75-66	278	-10	99,571
2018 HSBC Champions	T24	72-69-76-69	286	-2	79,500
					179,071
			<b>TOTAL</b>		<b>\$813,570</b>





# TED POTTER, JR.

United States



**HEIGHT:** 5-11  
**WEIGHT:** 180  
**BIRTHDATE:** November 9, 1983  
**BIRTHPLACE:** Ocala, Florida  
**RESIDENCE:** Silver Springs, Florida  
**TURNED PROFESSIONAL:** 2002

**PGA TOUR VICTORIES (2):** 2012 The Greenbrier Classic. 2018 AT&T Pebble Beach Pro-Am.

**WEB.COM TOUR VICTORIES (2):** 2011 South Georgia Classic Pres'd by First State Bank and Trust Company, Soboba Golf Classic.

## WORLD GOLF CHAMPIONSHIPS CAREER SUMMARY

Tournament	Position	Score	Total Score	Total Par	Money
<b>Bridgestone Invitational</b>					
2012 Bridgestone Invitational	73	72-72-75-80	299	+19	\$41,250
					41,250
			<b>TOTAL</b>		<b>\$41,250</b>



# IAN POULTER

England



**HEIGHT:** 6-1  
**WEIGHT:** 189  
**BIRTHDATE:** January 10, 1976  
**BIRTHPLACE:** Stevenage, England  
**RESIDENCE:** Buckinghamshire, England; Orlando, Florida  
**TURNED PROFESSIONAL:** 1995

**PGA TOUR VICTORIES (3):** **2010** World Golf Championships-Accenture Match Play Championship. **2012** World Golf Championships-HSBC Champions. **2018** Houston Open.

**INTERNATIONAL VICTORIES (13):** **1999** Open de Cote d'Ivoire [EurChall]. **2000** Italian Open [Eur]. **2001** Moroccan Open [Eur]. **2002** Italian Open [Eur]. **2003** Celtic Manor Resort Wales Open [Eur], Nordic Open [Eur]. **2004** Volvo Masters Andalucia [Eur]. **2006** Open de Madrid Masters [Eur]. **2007** Dunlop Phoenix [Jpn]. **2009** Barclays Singapore Open [Eur]. **2010** UBS Hong Kong Open [Eur]. **2011** Volvo World Match Play Championship [Eur], JBWere Masters [Aus].

**OTHER VICTORIES (1):** **2010** Shark Shootout [with Dustin Johnson].

## WORLD GOLF CHAMPIONSHIPS CAREER SUMMARY

Tournament	Position	Score	Total Score	Total Par	Money
<b>Dell Technologies Match Play (27-15-)</b>					
2004 Accenture Match Play Championship R1: beat Chris Riley, 1-up R2: beat Duffy Waldorf, 7 and 5 R3: beat John Huston, 2 and 1 QF: lost to Stephen Leaney, 1-down	T5				\$225,000
2005 Accenture Match Play Championship R1: beat Jim Furyk, 3 and 1 R2: beat Stuart Appleby, 6 and 5 R3: beat Rory Sabbatini, 1-up QF: beat Nick O'Hern, 3 and 1 SF: lost to David Toms, 3 and 2 Consolation: lost to Retief Goosen, 20 holes	4				450,000
2006 Accenture Match Play Championship R1: lost to David Toms, 19 holes	T33				35,000
2007 Accenture Match Play Championship R1: beat Bart Bryant, 5 and 4 R2: beat Bradley Dredge, 3 and 1 R3: lost to Trevor Immelman, 2 and 1	T9				130,000
2008 Accenture Match Play Championship R1: beat Soren Hansen, 2 and 1 R2: lost to K.J. Choi, 19 holes	T17				90,000
2009 Accenture Match Play Championship R1: beat Jeev Milkha Singh, 4 and 3 R2: beat Charl Schwartzel, 1-up R3: lost to Sean O'Hair, 2 and 1	T9				140,000
2010 Accenture Match Play Championship R1: beat Justin Leonard, 19 holes R2: beat Adam Scott, 2 and 1 R3: beat Jeev Milkha Singh, 5 and 4 QF: beat Thongchai Jaidee, 1-up SF: beat Sergio Garcia, 7 and 6 Championship Match: beat Paul Casey, 4 and 2	1				1,400,000
2011 Accenture Match Play Championship R1: lost to Stewart Cink, 19 holes	T33				45,000
2012 Accenture Match Play Championship R1: lost to Sangmoon Bae, 4 and 3	T33				45,000
2013 Accenture Match Play Championship R1: beat Stephen Gallacher, 2 and 1 R2: beat Bo Van Pelt, 3 and 1 R3: beat Tim Clark, 5 and 3 QF: beat Steve Stricker, 3 and 2 SF: lost to Hunter Mahan, 4 and 3 Consolation: lost to Jason Day, 1-down	4				500,000
2014 Accenture Match Play Championship R1: lost to Rickie Fowler, 2 and 1	T33				48,000
2015 World Golf Championships-Cadillac Match Play G1: lost to Webb Simpson, 3 and 2 G2: lost to Gary Woodland, 3 and 2 G3: beat Jimmy Walker, 4 and 2	T34				63,500
2018 Dell Technologies Match Play G1: beat Tommy Fleetwood, 3 and 2 G2: beat Daniel Berger, 2 and 1 G3: beat Kevin Chappell, Conceded R4: beat Louis Oosthuizen, 2 and 1 QF: lost to Kevin Kisner, 8 and 6	T5				306,000
					3,477,500
<b>Bridgestone Invitational</b>					
2001 NEC Invitational	T13	67-72-69-70	278	-2	100,500
2003 NEC Invitational	T33	73-68-67-75	283	+3	38,583
2005 NEC Invitational	T33	73-69-69-74	285	+5	56,000
2006 Bridgestone Invitational	T13	71-71-67-68	277	-3	95,000
2007 Bridgestone Invitational	T30	71-73-74-70	288	+8	58,000
2008 Bridgestone Invitational	T16	70-68-69-71	278	-2	82,625
2009 Bridgestone Invitational	T15	67-74-67-70	278	-2	91,125
2010 Bridgestone Invitational	T65	72-70-77-70	289	+9	40,750
2011 Bridgestone Invitational	T68	71-69-80-72	292	+12	39,250
2012 Bridgestone Invitational	T29	74-69-69-69	281	+1	68,000
2013 Bridgestone Invitational	T19	69-72-69-70	280	E	89,000
2014 Bridgestone Invitational	T52	73-73-70-71	287	+7	49,625
2015 Bridgestone Invitational	T17	68-72-65-74	279	-1	88,500
					896,958

<b>Mexico Championship</b>					
2003 AmEx Championship	T44	73-74-68-78	293	+13	34,250
2005 AmEx Championship	T18	67-70-72-70	279	-1	77,000
2006 AmEx Championship	T2	64-71-68-66	269-	15	610,000
2007 CA Championship	T16	73-68-75-70	286	-2	87,333
2008 CA Championship	T57	71-72-72-73	288	E	42,250
2009 CA Championship	T13	69-67-73-69	278	-10	97,142
2010 CA Championship	T37	72-78-72-64	286	-2	62,500
2011 Cadillac Championship	T45	73-70-74-73	290	+2	55,500
2012 Cadillac Championship	T60	76-77-71-69	293	+5	42,000
2013 Cadillac Championship	T28	68-70-72-75	285	-3	75,000
2014 Cadillac Championship	T52	71-78-73-78	300	+12	52,500
2015 Cadillac Championship	T49	74-78-71-72	295	+7	55,000
					1,290,476
<b>HSBC Champions</b>					
2009 HSBC Champions	T45	72-69-79-68	288	E	40,333
2010 HSBC Champions	T13	70-70-73-69	282	-6	90,000
2011 HSBC Champions	T13	70-68-69-71	278	-10	90,000
2012 HSBC Champions	1	69-68-65-65	267	-21	1,200,000
2014 HSBC Champions	2	71-67-63-66	267	-21	850,000
2015 HSBC Champions	T6	70-67-72-71	280	-8	213,666
2016 HSBC Champions	T30	72-71-70-67	280	-8	68,000
					2,552,000
					<b>\$8,216,934</b>



# JON RAHM

Spain 

**HEIGHT:** 6-2  
**WEIGHT:** 220  
**BIRTHDATE:** November 10, 1994  
**BIRTHPLACE:** Barrika, Spain  
**RESIDENCE:** Scottsdale, Arizona  
**TURNED PROFESSIONAL:** 2016

**PGA TOUR VICTORIES (2):** 2017 Farmers Insurance Open. 2018 CareerBuilder Challenge.

**INTERNATIONAL VICTORIES (3):** 2017 Dubai Duty Free Irish Open hosted by the Rory Foundation [Eur], DP World Tour Championship [Eur]. 2018 Open de Espana [Eur].

WORLD GOLF CHAMPIONSHIPS CAREER SUMMARY					
Tournament	Position	Score	Total Score	Total Par	Money
<b>Dell Technologies Match Play (6-3-1)</b>					
2017 Dell Technologies Match Play	2				\$1,045,000
G1: beat Kevin Chappell, 3 and 2 G2: beat Shane Lowry, 2 and 1 G3: beat Sergio Garcia, 6 and 4 R4: beat Charles Howell III, 6 and 4 QF: beat Soren Kjeldsen, 7 and 5 SF: beat Bill Haas, 3 and 2 Championship Match: lost to Dustin Johnson, 1 Up					
2018 Dell Technologies Match Play	T52				54,214
G1: Keegan Bradley, Halved G2: lost to Chez Reavie, 1 Up G3: lost to Kiradech Aphibarnrat, 4 and 3					
1,099,214					
<b>Bridgestone Invitational</b>					
2017 Bridgestone Invitational	T28	67-77-67-68	279	-1	73,562
73,562					
<b>Mexico Championship</b>					
2017 Mexico Championship	T3	67-70-67-68	272	-12	\$497,000
2018 Mexico Championship	T20	67-71-70-70	278	-6	104,300
601,300					
<b>HSBC Champions</b>					
2018 HSBC Champions	T36	72-74-69-73	288	E	68,500
68,500					
<b>TOTAL</b>					<b>\$1,842,576</b>



# PATRICK REED

United States



**HEIGHT:** 6-0  
**WEIGHT:** 200  
**BIRTHDATE:** August 5, 1990  
**BIRTHPLACE:** San Antonio, Texas  
**RESIDENCE:** Spring, Texas  
**TURNED PROFESSIONAL:** 2011

**PGA TOUR VICTORIES (6):** **2013** Wyndham Championship. **2014** Humana Challenge in partnership with the Clinton Foundation, Cadillac Championship. **2015** Hyundai Tournament of Champions. **2016** The Barclays. **2018** Masters Tournament.

## WORLD GOLF CHAMPIONSHIPS CAREER SUMMARY

Tournament	Position	Score	Total Score	Total Par	Money
<b>Dell Technologies Match Play (9-6-1)</b>					
2014 Accenture Match Play Championship	T17				\$99,000
R1: beat Graham DeLaet, 1-up R2: lost to George Coetzee, 21 holes					
2015 Cadillac Match Play	T17				85,823
G1: beat Andy Sullivan, 2 and 1 G2: lost to Danny Willett, 2 and 1 G3: beat Ryan Moore, 1 Up					
2016 Dell Match Play	T9				152,000
G1: beat Daniel Berger, 1 Up G2: beat Matthew Fitzpatrick, 4 and 3 G3: beat Phil Mickelson, 5 and 4 R4: lost to Dustin Johnson, 3 and 2					
2017 Dell Technologies Match Play	T51				54,071
G1: Jason Dufner, Halved G2: lost to Kevin Kisner, 1 Up G3: lost to Brooks Koepka, 1 Up					
2018 Dell Technologies Match Play	T9				163,000
G1: beat HaoTong Li, 3 and 2 G2: beat Charl Schwartzel, 1 Up G3: beat Jordan Spieth, 2 and 1 R4: lost to Alex Noren, 5 and 3					
					553,894
<b>Bridgestone Invitational</b>					
2014 Bridgestone Invitational	T4	67-68-71-65	271	-9	308,000
2015 Bridgestone Invitational	T15	71-67-72-68	278	-2	109,000
2016 Bridgestone Invitational	52	74-75-69-76	294	+14	58,000
2017 Bridgestone Invitational	T36	75-70-68-68	281	+1	68,000
					543,000
<b>Mexico Championship</b>					
2014 Cadillac Championship	1	68-75-69-72	284	-4	1,530,000
2015 Cadillac Championship	T23	71-73-71-75	290	+2	83,000
2016 Cadillac Championship	T52	77-74-74-72	297	+9	56,500
2017 Mexico Championship	T61	71-76-72-71	290	+6	47,250
2018 Mexico Championship	T37	72-74-68-69	283	-1	73,000
					1,789,750
<b>HSBC Champions</b>					
2015 HSBC Champions	T22	71-73-71-71	286	-2	77,000
2016 HSBC Champions	T7	65-70-68-70	273	-15	173,750
2017 HSBC Champions	T60	78-75-66-76	295	+7	46,500
2018 HSBC Champions	T50	66-70-82-74	292	+4	51,875
					349,125
<b>TOTAL</b>					<b>\$3,235,769</b>



# JUSTIN ROSE

England



**HEIGHT:** 6-3  
**WEIGHT:** 195  
**BIRTHDATE:** July 30, 1980  
**BIRTHPLACE:** Johannesburg, South Africa  
**RESIDENCE:** Orlando, Florida  
**TURNED PROFESSIONAL:** 1998

**PGA TOUR VICTORIES (9):** **2010** the Memorial Tournament presented by Nationwide Insurance, AT&T National. **2011** BMW Championship. **2012** World Golf Championships-Cadillac Championship. **2013** U.S. Open. **2014** Quicken Loans National. **2015** Zurich Classic of New Orleans. **2018** World Golf Championships-HSBC Champions, Fort Worth Invitational.

**INTERNATIONAL VICTORIES (11):** **2002** Dunhill Championship [Eur], Chunichi Crowns [Jpn], Nashau Masters [SAf], Victor Chandler British Masters [Eur]. **2006** Australian Masters [Aus]. **2007** Volvo Masters [Eur]. **2014** Scottish Open [Eur]. **2015** UBS Hong Kong Open [Eur]. **2016** Summer Olympics. **2017** Turkish Airlines Open [Eur], Indonesian Masters [Asia]

## WORLD GOLF CHAMPIONSHIPS CAREER SUMMARY

Tournament	Position	Score	Total Score	Total Par	Money
<b>Dell Technologies Match Play (10-11-1)</b>					
2003 Accenture Match Play Championship R1: beat David Duval, 20 holes R2: lost to Kevin Sutherland, 1-down	T17				\$60,000
2004 Accenture Match Play Championship R1: lost to Stuart Appleby, 5 and 4	T33				35,000
2007 Accenture Match Play Championship R1: beat Michael Campbell, 6 and 5 R2: beat Phil Mickelson, 3 and 1 R3: beat Charles Howell III, 3 and 2 QF: lost to Trevor Immelman, 5 and 4	T5				260,000
2008 Accenture Match Play Championship R1: lost to Rod Pampling, 2 and 1	T33				40,000
2009 Accenture Match Play Championship R1: lost to Boo Weekley, 1-down	T33				45,000
2011 Accenture Match Play Championship R1: beat Zach Johnson, 2 and 1 R2: lost to Martin Kaymer, 20 holes	T17				95,000
2012 Accenture Match Play Championship R1: lost to Paul Lawrie, 1-down	T33				45,000
2013 Accenture Match Play Championship R1: beat K.J. Choi, 2 and 1 R2: lost to Nicolas Colsaerts, 4 and 2	T17				96,000
2014 Accenture Match Play Championship R1: beat Scott Piercy, 1-up R2: lost to Ernie Els, 20 holes	T17				99,000
2015 Cadillac Match Play G1: lost to Marc Leishman, 3 and 2 G2: beat Anirban Lahiri, 19 holes G3: beat Ryan Palmer, 2 and 1	T17				85,823
2016 Dell Match Play G1: beat Fabian Gomez, 2 Up G2: Anirban Lahiri, Halved G3: lost to Matt Kuchar, 3 and 2	T28				74,500
					935,323
<b>Bridgestone Invitational</b>					
2002 NEC Invitational	5	67-67-72-68	274	-10	187,500
2003 NEC Invitational	T33	72-73-69-69	283	+3	38,583
2007 Bridgestone Invitational	T2	69-72-71-68	280	E	635,000
2008 Bridgestone Invitational	T27	71-70-68-71	280	E	60,000
2009 Bridgestone Invitational	T29	75-68-69-69	281	+1	67,000
2010 Bridgestone Invitational	T19	71-70-70-67	278	-2	81,333
2011 Bridgestone Invitational	T33	71-70-72-67	280	E	64,500
2012 Bridgestone Invitational	T5	70-69-66-67	272	-8	276,500
2013 Bridgestone Invitational	T17	69-72-69-69	279	-1	93,000
2014 Bridgestone Invitational	T4	65-67-70-69	271	-9	308,000
2015 Bridgestone Invitational	T3	67-71-63-72	273	-7	470,000
2016 Bridgestone Invitational	T46	69-76-73-72	290	+10	63,000
2017 Bridgestone Invitational	T63	72-69-74-73	288	+8	46,500
					2,390,916
<b>Mexico Championship</b>					
2002 American Express Championship	T46	73-70-72-69	284	-4	34,000
2003 American Express Championship	T28	75-69-74-70	288	+8	46,071
2008 CA Championship	T15	70-71-70-68	279	-9	86,700
2009 CA Championship	T20	73-70-68-68	279	-9	80,142
2011 Cadillac Championship	T42	77-71-70-71	289	+1	59,000
2012 Cadillac Championship	1	69-64-69-70	272	-16	1,400,000
2013 Cadillac Championship	T8	68-72-70-68	278	-10	163,750
2014 Cadillac Championship	T34	74-77-70-73	294	+6	68,500
2015 Cadillac Championship	55	73-74-73-77	297	+9	51,000
2016 Cadillac Championship	T17	75-73-72-67	287	-1	102,166
2017 Mexico Championship	T38	70-72-71-71	284	E	64,000
2018 Mexico Championship	T37	71-72-73-67	283	-1	73,000
					2,228,330
<b>HSBC Champions</b>					
2011 HSBC Champions	T7	68-70-70-66	274	-14	155,000
2012 HSBC Champions	T24	72-70-67-70	279	-9	62,250
2014 HSBC Champions	5	68-71-65-68	272	-16	300,000
2015 HSBC Champions	T48	72-71-76-74	293	+5	49,300
2018 HSBC Champions	1	67-68-72-67	274	-14	1,660,000
					2,226,550
					<b>TOTAL \$7,781,119</b>



# XANDER SCHAUFFELE (ZAN-der SHAW-fee)

United States



**HEIGHT:** 5-10  
**WEIGHT:** 165  
**BIRTHDATE:** October 25, 1993  
**BIRTHPLACE:** La Jolia, California  
**RESIDENCE:** San Diego, California  
**TURNED PROFESSIONAL:** 2015

**PGA TOUR VICTORIES (2):** 2017 The Greenbrier Classic, TOUR Championship.

## WORLD GOLF CHAMPIONSHIPS CAREER SUMMARY

Tournament	Position	Score	Total Score	Total Par	Money
<b>Dell Technologies Match Play (2-1-)</b>					
2018 Dell Technologies Match Play	T17				\$97,916
G1: beat Dylan Frittelli, 1 Up G2: beat Shubhankar Sharma, 3 and 1 G3: lost to Sergio Garcia, 3 and 1					
					97,916
<b>Bridgestone Invitational</b>					
2017 Bridgestone Invitational	T13	70-69-69-68	276	-4	\$123,500
					123,500
<b>Mexico Championship</b>					
2018 Mexico Championship	T18	65-68-70-74	277	-7	114,500
					114,500
<b>HSBC Champions</b>					
2018 HSBC Champions	T46	71-75-74-71	291	+3	57,500
					57,500
			<b>TOTAL</b>		<b>\$393,416</b>



# CHARL SCHWARTZEL (CHAR-ul SCHWORT-zul)

South Africa



**HEIGHT:** 5-11  
**WEIGHT:** 160  
**BIRTHDATE:** August 31, 1984  
**BIRTHPLACE:** Johannesburg, South Africa  
**RESIDENCE:** Verceeniging, South Africa  
**TURNED PROFESSIONAL:** 2002

**PGA TOUR VICTORIES (2):** **2011** Masters Tournament. **2016** Valspar Championship.

**INTERNATIONAL VICTORIES (13):** **2005** Alfred Dunhill Championship [Eur]. **2006** Vodacom Tour Championship [SAf]. **2007** Open de Espana [Eur]. **2008** Madrid Masters [Eur]. **2010** Africa Open [Eur], Joburg Open [Eur]. **2011** Joburg Open [Eur]. **2012** Thailand Golf Championship [Asia], Alfred Dunhill Championship [Eur]. **2013** Alfred Dunhill Championship [Eur], Nanshan China Masters [OneAsia]. **2015** Alfred Dunhill Championship [Eur]. **2016** Tshwane Open [Eur].

## WORLD GOLF CHAMPIONSHIPS CAREER SUMMARY

Tournament	Position	Score	Total Score	Total Par	Money
<b>Dell Technologies Match Play (14-11-)</b>					
2009 Accenture Match Play Championship	T17				\$95,000
R1: beat Sergio Garcia, 1-up R2: lost to Ian Poulter, 1-down					
2010 Accenture Match Play Championship	T9				140,000
R1: beat Hunter Mahan, 2 and 1 R2: beat Jim Furyk, 3 and 2 R3: lost to Stewart Cink, 19 holes					
2011 Accenture Match Play Championship	T17				95,000
R1: beat Ryo Ishikawa, 20 holes R2: lost to Matteo Manassero, 1-down					
2012 Accenture Match Play Championship	T17				95,000
R1: beat Gary Woodland, 4 and 2 R2: lost to Sangmoon Bae, 1-down					
2013 Accenture Match Play Championship	T33				46,000
R1: lost to Russell Henley, 1-down					
2014 Accenture Match Play Championship	T17				99,000
R1: beat Kevin Stadler, 3 and 2 R2: lost to Jim Furyk, 3 and 2					
2015 Cadillac Match Play	T9				150,000
G1: beat Victor Dubuisson, 5 and 4 G2: beat Dustin Johnson, 20 holes G3: beat Matt Jones, 20 holes R4: lost to Paul Casey, 3 and 1					
2016 Dell Match Play	T18				90,900
G1: beat Danny Lee, 1 Up G2: beat Charley Hoffman, 3 and 2 G3: lost to Brandt Snedeker, 5 and 3					
2017 Dell Technologies Match Play	T17				93,307
G1: beat Byeong Hun An, 6 and 5 G2: beat Joost Luiten, 4 and 3 G3: lost to Paul Casey, 4 and 3					
2018 Dell Technologies Match Play	T36				65,500
G1: lost to Jordan Spieth, 2 and 1 G2: lost to Patrick Reed, 1 Up G3: beat HaoTong Li, 3 and 2					
					969,707
<b>Bridgestone Invitational</b>					
2006 Bridgestone Invitational	T36	72-69-70-73	284	+4	50,500
2010 Bridgestone Invitational	T58	73-68-68-77	286	+6	44,000
2011 Bridgestone Invitational	T53	74-71-68-71	284	+4	46,500
2012 Bridgestone Invitational	T24	69-75-72-63	279	-1	74,500
2013 Bridgestone Invitational	T21	74-74-64-69	281	+1	81,166
2014 Bridgestone Invitational	T4	65-69-73-64	271	-9	308,000
2015 Bridgestone Invitational	T31	70-72-70-69	281	+1	70,500
2016 Bridgestone Invitational	T7	72-69-67-70	278	-2	233,333
2017 Bridgestone Invitational	T24	70-69-70-69	278	-2	82,000
					990,500
<b>Mexico Championship</b>					
2005 American Express Championship	T18	72-66-74-67	279	-1	77,000
2006 American Express Championship	T41	73-69-70-73	285	+1	52,500
2007 CA Championship	T35	75-74-70-74	293	+5	56,500
2010 CA Championship	2	67-70-67-70	274	-14	850,000
2011 Cadillac Championship	T24	71-71-75-67	284	-4	77,250
2012 Cadillac Championship	T4	68-69-70-68	275	-13	362,500
2013 Cadillac Championship	T16	71-65-69-75	280	-8	98,000
2014 Cadillac Championship	T9	70-76-76-68	290	+2	151,250
2015 Cadillac Championship	T44	71-72-75-75	293	+5	61,500
2016 Cadillac Championship	T17	73-67-72-75	287	-1	102,166
2017 Mexico Championship	T38	71-68-70-75	284	E	64,000
2018 Mexico Championship	T48	71-69-70-75	285	+1	65,500
					2,018,166
<b>HSBC Champions</b>					
2010 HSBC Champions	T16	74-70-67-72	283	-5	77,200
2011 HSBC Champions	T4	70-69-69-65	273	-15	258,333
2015 HSBC Champions	T64	74-76-77-73	300	+12	42,500
2016 HSBC Champions	T35	68-72-69-72	281	-7	63,000
2017 HSBC Champions	T30	72-71-72-71	286	-2	72,000
2018 HSBC Champions	T50	73-70-73-76	292	+4	51,875
					564,908
<b>TOTAL</b>					<b>\$4,543,281</b>



# ADAM SCOTT



**HEIGHT:** 6-0  
**WEIGHT:** 180  
**BIRTHDATE:** July 16, 1980  
**BIRTHPLACE:** Adelaide, Australia  
**RESIDENCE:** Crans sur Sierre, Switzerland  
**TURNED PROFESSIONAL:** 2000

## WORLD GOLF CHAMPIONSHIPS CAREER SUMMARY

Tournament	Position	Score	Total Score	Total Par	Money
<b>Dell Technologies Match Play (15-16-1)</b>					
2002 Accenture Match Play Championship R1: beat Bernhard Langer, 2 and 1 R2: lost to Brad Faxon, 3 and 2	T17				\$55,000
2003 Accenture Match Play Championship R1: beat Bernhard Langer, 3 and 2 R2: beat Rocco Mediate, 1-up R3: beat Kevin Sutherland, 2 and 1 QF: beat Jay Haas, 2 and 1 SF: lost to Tiger Woods, 19 holes Consolation: beat Peter Lonard, 1-up	3				480,000
2004 Accenture Match Play Championship R1: beat Miguel Angel Jimenez, 2 and 1 R2: beat Robert Allenby, 23 holes R3: lost to Davis Love III, 4 and 3	T9				115,000
2005 Accenture Match Play Championship R1: beat Trevor Immelman, 1-up R2: beat David Howell, 2 and 1 R3: beat Sergio Garcia, 4 and 3 QF: lost to David Toms, 2 and 1	T5				240,000
2006 Accenture Match Play Championship R1: beat Lucas Glover, 2 and 1 R2: lost to Tom Lehman, 1-down	T17				85,000
2007 Accenture Match Play Championship R1: lost to Shaun Micheel, 21 holes	T33				40,000
2008 Accenture Match Play Championship R1: beat Brendan Jones, 2 and 1 R2: lost to Woody Austin, 19 holes	T17				90,000
2009 Accenture Match Play Championship R1: lost to Sean O'Hair, 1-down	T33				45,000
2010 Accenture Match Play Championship R1: beat Angel Cabrera, 3 and 2 R2: lost to Ian Poulter, 2 and 1	T17				95,000
2011 Accenture Match Play Championship R1: lost to Ben Crane, 4 and 2	T33				45,000
2012 Accenture Match Play Championship R1: lost to Robert Rock, 1-down	T33				45,000
2013 Accenture Match Play Championship R1: lost to Tim Clark, 2 and 1	T33				46,000
2015 Cadillac Match Play G1: lost to Francesco Molinari, 5 and 4 G2: lost to Paul Casey, 1 Up G3: lost to Chris Kirk, 1 Up	T52				49,384
2016 Dell Match Play G1: Thomas Pieters, Halved G2: beat Chris Wood, 3 and 2 G3: lost to Bill Haas, 1 Up	T28				74,500
					1,504,884
<b>Bridgestone Invitational</b>					
2003 NEC Invitational	T64	72-70-69-80	291	+11	25,500
2004 NEC Invitational	T55	71-67-75-74	289	+9	36,000
2005 NEC Invitational	T36	70-76-67-73	286	+6	52,000
2006 Bridgestone Invitational	T10	63-71-71-70	275	-5	120,000
2007 Bridgestone Invitational	T36	75-76-70-68	289	+9	53,500
2008 Bridgestone Invitational	T56	69-76-72-68	285	+5	40,000
2009 Bridgestone Invitational	T51	78-67-71-70	286	+6	46,500
2010 Bridgestone Invitational	T9	66-70-72-67	275	-5	125,833
2011 Bridgestone Invitational	1	62-70-66-65	263	-17	1,400,000
2012 Bridgestone Invitational	T45	71-70-71-73	285	+5	53,000
2013 Bridgestone Invitational	T14	73-68-66-71	278	-2	102,666
2014 Bridgestone Invitational	T8	69-68-65-71	273	-7	170,000
2015 Bridgestone Invitational	T45	72-69-71-73	285	+5	55,000
2016 Bridgestone Invitational	T10	71-68-73-68	280	E	167,750
2017 Bridgestone Invitational	T13	68-71-69-68	276	-4	123,500
					2,571,249
<b>Mexico Championship</b>					
2002 American Express Championship	T39	70-70-69-73	282	-6	37,250
2003 American Express Championship	T40	70-73-75-74	292	+12	36,250
2004 American Express Championship	T36	67-74-73-73	287	-1	48,000
2005 American Express Championship	T29	68-70-69-74	281	+1	60,000
2006 American Express Championship	T2	67-68-65-69	269	-15	610,000
2007 CA Championship	T61	76-71-72-80	299	+11	40,250
2008 CA Championship	T9	67-68-69-72	276	-12	147,500
2009 CA Championship	T66	71-76-72-71	290	+2	38,125
2010 CA Championship	T50	74-69-71-74	288	E	50,500
2011 Cadillac Championship	T6	68-70-68-71	277	-11	271,000
2012 Cadillac Championship	T13	66-68-74-71	279	-9	101,000
2013 Cadillac Championship	T3	72-70-68-64	274	-14	417,500
2014 Cadillac Championship	T25	75-73-72-73	293	+5	76,000
2015 Cadillac Championship	T4	70-68-75-71	284	-4	365,000
2016 Cadillac Championship	1	68-66-73-69	276	-12	1,620,000
2017 Mexico Championship	T45	73-76-68-68	285	+1	59,000
					3,977,375

**PGA TOUR VICTORIES (13):** 2003 Deutsche Bank Championship. 2004 THE PLAYERS Championship, Booz Allen Classic. 2006 THE TOUR Championship presented by Coca-Cola. 2007 Shell Houston Open. 2008 EDS Byron Nelson Championship. 2010 Valero Texas Open. 2011 World Golf Championships-Bridgestone Invitational. 2013 Masters Tournament, The Barclays. 2014 Crowne Plaza Invitational at Colonial. 2016 The Honda Classic, World Golf Championships-Cadillac Championship.

**INTERNATIONAL VICTORIES (13):** 2001 Alfred Dunhill PGA Championship [SAF]. 2002 Qatar Masters [Eur], Gleneagles Scottish PGA Championship [Eur]. 2003 Scandic Carlsberg Scandinavian Masters [Eur]. 2005 Singapore Open [Asia], Johnnie Walker Classic [Eur]. 2006 Singapore Open [Asia]. 2008 Commercialbank Qatar Masters [Eur]. 2009 Australian Open [Aus]. 2010 Barclays Singapore Open [Asia]. 2012 Talisker Masters [Aus]. 2013 Australian PGA Championship [Aus], Talisker Masters [Aus].

**OTHER VICTORIES: (2):** 2005 Nissan Open [unofficial, 36 holes]. 2013 ISPS Handa World Cup [with Jason Day].

<b>HSBC Champions</b>					
2010 HSBC Champions	T25	69-73-73-70	285	-3	60,200
2011 HSBC Champions	T11	69-65-69-73	276	-12	110,000
2012 HSBC Champions	8	65-68-71-67	271	-17	155,000
2015 HSBC Champions	T12	70-72-71-70	283	-5	108,000
2016 HSBC Champions	70	75-76-72-70	293	+5	42,000
2017 HSBC Champions	T14	69-80-64-66	279	-9	118,500
					593,700
					<b>TOTAL \$8,699,083</b>





# SHUBHANKAR SHARMA (Shoe-Bank-ar)

India



**HEIGHT:** 5-8  
**WEIGHT:** 160  
**BIRTHDATE:** July 21, 1996  
**BIRTHPLACE:** India  
**RESIDENCE:** India  
**TURNED PROFESSIONAL:** 2013

**BEST PGA TOUR CAREER FINISH:** T9—2018 World Golf Championships-Mexico Championship.

**INTERNATIONAL VICTORIES (8):** 2014 Cochin Masters [India]. 2016 Players Championship [India], Kolkata Classic [India], Tata Open [India]. 2017 TAKE Open Golf Championship [India], McLeod Russel Tour Championship [India], Joburg Open, South Africa [EUR]. 2018 Maybank Championship, Malaysia [EUR].

## WORLD GOLF CHAMPIONSHIPS CAREER SUMMARY

Tournament	Position	Score	Total Score	Total Par	Money
<b>Dell Technologies Match Play (0-3-)</b>					
2018 Dell Technologies Match Play	T59				\$50,250
G1: lost to Sergio Garcia, 1 Up G2: lost to Xander Schauffele, 3 and 1 G3: lost to Dylan Frittelli, 1 Up					
					50,250
<b>Mexico Championship</b>					
2018 Mexico Championship	T9	65-66-69-74	274	-10	182,000
					182,000
			<b>TOTAL</b>		<b>\$232,250</b>



# WEBB SIMPSON

United States



**HEIGHT:** 6-2  
**WEIGHT:** 185  
**BIRTHDATE:** August 8, 1985  
**BIRTHPLACE:** Raleigh, North Carolina  
**RESIDENCE:** Charlotte, North Carolina  
**TURNED PROFESSIONAL:** 2008

**PGA TOUR VICTORIES (5):** 2011 Wyndham Championship, Deutsche Bank Championship. 2012 U.S. Open. 2014 Shriners Hospitals for Children Open. 2018 THE PLAYERS Championship.

## WORLD GOLF CHAMPIONSHIPS CAREER SUMMARY

Tournament	Position	Score	Total Score	Total Par	Money
<b>Dell Technologies Match Play 8-8-1)</b>					
2012 Accenture Match Play Championship	T33				\$45,000
R1: lost to Matteo Manassero, 3 and 2					
2013 Accenture Match Play Championship	T5				275,000
R1: beat David Lynn, 5 and 4 R2: beat Peter Hanson, 1-up R3: beat Gonzalo Fernandez-Castaño, 1-up QF: lost to Hunter Mahan, 1-down					
2014 Accenture Match Play Championship	T9				148,000
R1: beat Thongchai Jaidee, 3 and 2 R2: beat Brandt Snedeker, 4 and 3 R3: lost to Louis Oosthuizen, 5 and 4					
2015 Cadillac Match Play	T17				85,823
G1: beat Ian Poulter, 3 and 2 G2: beat Jimmy Walker, 19 holes G3: lost to Gary Woodland, 1 Up					
2017 Dell Technologies Match Play	T58				49,500
G1: lost to Dustin Johnson, 5 and 3 G2: lost to Jimmy Walker, 3 and 2 G3: lost to Martin Kaymer, 3 and 2					
2018 Dell Technologies Match Play	T29				77,428
G1: Gary Woodland, Halved G2: beat Pat Perez, 2 and 1 G3: lost to Si Woo Kim, 2 Up					
					680,752
<b>Bridgestone Invitational</b>					
2013 Bridgestone Invitational	T14	64-75-73-66	278	-2	102,666
2014 Bridgestone Invitational	T31	72-69-70-68	279	-1	69,500
2015 Bridgestone Invitational	T25	68-70-72-70	280	E	74,666
					246,833
<b>Mexico Championship</b>					
2012 Cadillac Championship	T35	75-66-66-77	284	-4	60,500
2013 Cadillac Championship	T20	72-67-71-72	282	-6	88,000
2014 Cadillac Championship	T47	80-78-70-70	298	+10	57,000
2015 Cadillac Championship	T7	74-69-70-73	286	-2	215,000
2018 Mexico Championship	T37	72-70-73-68	283	-1	73,000
					493,500
			<b>TOTAL</b>		<b>\$1,421,085</b>



# CAMERON SMITH

Australia



**HEIGHT:** 5-11  
**WEIGHT:** 172  
**BIRTHDATE:** August 18, 1993  
**BIRTHPLACE:** Brisbane, Australia  
**RESIDENCE:** Jacksonville, Florida  
**TURNED PROFESSIONAL:** 2013

**PGA TOUR VICTORIES (1):** 2017 Zurich Classic of New Orleans.

**INTERNATIONAL VICTORIES (1):** 2017 Australian PGA Championship [Eur].

## WORLD GOLF CHAMPIONSHIPS CAREER SUMMARY

Tournament	Position	Score	Total Score	Total Par	Money
<b>Dell Technologies Match Play (3-1- 1)</b>					
Dell Technologies Match Play	T5				\$306,000
G1: beat Patrick Cantlay, 2 Up G2: beat Hideki Matsuyama, 1 Up G3: Yusaku Miyazato, Halved R4: beat Tyrrell Hatton, 2 and 1 QF: lost to Alex Noren, 4 and 2					
					306,000
<b>HSBC Championship</b>					
2016 HSBC Champions	T64	71-73-70-75	289	+1	\$43,250
					43,250
			<b>TOTAL</b>		<b>\$349,250</b>



# JORDAN SPIETH (SPEETH)

United States



**HEIGHT:** 6-1  
**WEIGHT:** 185  
**BIRTHDATE:** July 27, 1993  
**BIRTHPLACE:** Dallas, Texas  
**RESIDENCE:** Dallas, Texas  
**TURNED PROFESSIONAL:** 2012

**PGA TOUR VICTORIES (11):** 2013 John Deere Classic. 2015 Valspar Championship, Masters Tournament, U.S. Open, John Deere Classic, TOUR Championship by Coca-Cola. 2016 Hyundai Tournament of Champions, DEAN & DELUCA Invitational. 2017 AT&T Pebble Beach Pro-Am, Travelers Championship, The Open Championship.

**INTERNATIONAL VICTORIES (2):** 2014 Emirates Australian Open [Aus]. 2016 Emirates Australian Open [Aus].

**OTHER VICTORIES: (1):** 2014 Hero World Challenge.

## WORLD GOLF CHAMPIONSHIPS CAREER SUMMARY

Tournament	Position	Score	Total Score	Total Par	Money
<b>Dell Technologies Match Play (11-5-1)</b>					
2014 Accenture Match Play Championship	T5				\$280,000
R1: beat Pablo Larrazabal, 1-up R2: beat Thomas Bjorn, 5 and 4 R3: beat Matt Kuchar, 2 and 1 QF: lost to Ernie Els, 4 and 2					
2015 Cadillac Match Play	T17				85,823
G1: beat Mikko Ilonen, 4 and 2 G2: beat Matt Every, 4 and 3 G3: lost to Lee Westwood, 2 Up					
2016 Dell Match Play	T9				152,000
G1: beat Jamie Donaldson, 3 and 2 G2: beat Victor Dubuisson, 5 and 4 G3: beat Justin Thomas, 3 and 2 R4: lost to Louis Oosthuizen, 4 and 2					
2017 Dell Technologies Match Play	T30				74,000
G1: lost to Hideto Tanihara, 4 and 2 G2: beat Yuta Ikeda, 4 and 2 G3: Ryan Moore, Halved					
2018 Dell Technologies Match Play	T17				97,916
G1: beat Charl Schwartzel, 2 and 1 G2: beat HaoTong Li, 4 and 2 G3: lost to Patrick Reed, 2 and 1					
					689,740
<b>Bridgestone Invitational</b>					
2014 Bridgestone Invitational	49	71-70-73-71	285	+5	54,000
2015 Bridgestone Invitational	T10	70-68-72-66	276	-4	149,500
2016 Bridgestone Invitational	T3	68-71-71-67	277	-3	449,250
2017 Bridgestone Invitational	T13	67-70-71-68	276	-4	123,500
					776,250
<b>Mexico Championship</b>					
2014 Cadillac Championship	T34	73-79-73-69	294	+6	68,500
2015 Cadillac Championship	T17	75-69-73-72	289	+1	97,500
2016 Cadillac Championship	T17	69-72-73-73	287	-1	102,166
2017 Mexico Championship	T12	71-72-63-71	277	-7	131,250
2018 Mexico Championship	T14	70-67-69-70	276	-8	126,500
					525,916
<b>HSBC Champions</b>					
2014 HSBC Champions	17	68-71-70-69	278	-10	90,000
2015 HSBC Champions	T35	70-74-72-74	290	+2	61,500
2016 HSBC Champions	T7	68-72-63-70	273	-15	173,750
					325,250
			<b>TOTAL</b>		<b>\$2,317,156</b>



# KYLE STANLEY

United States



**HEIGHT:** 5-11  
**WEIGHT:** 165  
**BIRTHDATE:** November 19, 1987  
**BIRTHPLACE:** Gig Harbor, Washington  
**RESIDENCE:** Gig Harbor, Washington  
**TURNED PROFESSIONAL:** 2009

**PGA TOUR VICTORIES (2):** 2012 Waste Management Phoenix Open. 2017 Quicken Loans National.

## WORLD GOLF CHAMPIONSHIPS CAREER SUMMARY

Tournament	Position	Score	Total Score	Total Par	Money
<b>Dell Technologies Match Play (4-3-)</b>					
2012 Accenture Match Play Championship R1: beat K.J. Choi, 2 and 1 R2: lost to Brandt Snedeker, 2 and 1	T17				\$95,000
2018 Dell Technologies Match Play G1: beat Matthew Fitzpatrick, 1 Up G2: lost to Paul Casey, 4 and 2 G3: beat Russell Henley, 1 Up R4: beat Sergio Garcia, 3 and 1 QF: lost to Justin Thomas, 2 and 1	T5				306,000
					401,000
<b>Bridgestone Invitational</b>					
2012 Bridgestone Invitational	T16	69-73-68-67	277	-3	90,000
2017 Bridgestone Invitational	T41	69-74-71-69	283	+3	63,000
					153,000
<b>Mexico Championship</b>					
2012 Cadillac Championship	T51	69-69-76-74	288	E	46,875
2018 Mexico Championship	T25	71-65-71-72	279	-5	95,250
					142,125
<b>HSBC Champions</b>					
2012 HSBC Champions	T65	79-70-74-69	292	+4	31,000
2018 HSBC Champions	T5	71-68-69-72	280	-8	288,000
					319,000
			<b>TOTAL</b>		<b>\$1,015,125</b>



# BRENDAN STEELE

United States



**HEIGHT:** 6-2  
**WEIGHT:** 175  
**BIRTHDATE:** April 5, 1983  
**BIRTHPLACE:** Idyllwild, California  
**RESIDENCE:** Irvine, California  
**TURNED PROFESSIONAL:** 2005

**PGA TOUR VICTORIES (3):** 2011 Valero Texas Open. 2017 Safeway Open. 2018 Safeway Open.

**WEB.COM TOUR VICTORIES (1):** 2010 Nationwide Tour Championship at Daniel Island.

**OTHER VICTORIES: (1):** 2011 Franklin Templeton Shootout [with Keegan Bradley].

## WORLD GOLF CHAMPIONSHIPS CAREER SUMMARY

Tournament	Position	Score	Total Score	Total Par	Money
<b>Dell Technologies Match Play (3-2-1)</b>					
2017 Dell Technologies Match Play G1: Matt Kuchar, Halved G2: beat Tommy Fleetwood, 1 Up G3: lost to Zach Johnson, 1 Up	T30				\$74,000
2018 Dell Technologies Match Play G1: beat Charley Hoffman, 1 Up G2: lost to Tyrrell Hatton, 3 and 2 G3: beat Alexander Levy, 3 and 1	T17				97,916
					171,916
<b>Bridgestone Invitational</b>					
2011 Bridgestone Invitational	T48	69-74-74-66	283	+3	\$49,300
2017 Bridgestone Invitational	T24	73-68-69-68	278	-2	82,000
					131,300
<b>Mexico Championship</b>					
2017 Mexico Championship	T48	74-71-70-71	286	+2	55,500
2018 Mexico Championship	T20	69-66-71-72	278	-6	104,300
					159,800
			<b>TOTAL</b>		<b>\$463,016</b>



# HENRIK STENSON

Sweden



**HEIGHT:** 6-2  
**WEIGHT:** 190  
**BIRTHDATE:** April 5, 1976  
**BIRTHPLACE:** Gothenburg, Sweden  
**RESIDENCE:** Orlando, Florida  
**TURNED PROFESSIONAL:** 1999

**PGA TOUR VICTORIES (6):** 2007 World Golf Championships-Accenture Match Play Championship. 2009 THE PLAYERS Championship. 2013 Deutsche Bank Championship, TOUR Championship by Coca-Cola. 2016 The Open Championship. 2017 Wyndham Championship.

**INTERNATIONAL VICTORIES (13):** 2000 DEXIA-BIL Luxembourg Open [EurChall], Gula Sidoma Grand Prix [EurChall], 2nd Cuba Challenge Tour Grand Final [EurChall]. 2001 Benson and Hedges International Open [Eur]. 2004 The Heritage at Woburn [Eur]. 2006 Commercialbank Qatar Masters [Eur], BMW International Open [Eur]. 2007 Dubai Desert Classic [Eur]. 2008 Nedbank Challenge [SAF]. 2012 South African Open [Eur]. 2013 DP World Tour Championship [Eur]. 2014 DP World Tour Championship [Eur]. 2014 DP World Tour Championship [Eur]. 2016 BMW International Open [Eur].

**OTHER VICTORIES: (1):** 2008 OMEGA Mission Hills World Cup [with Robert Karlsson].

## WORLD GOLF CHAMPIONSHIPS CAREER SUMMARY

Tournament	Position	Score	Total Score	Total Par	Money
<b>Dell Technologies Match Play (14-9-)</b>					
2006 Accenture Match Play Championship	T17				\$85,000
R1: beat Paul Casey, 1-up R2: lost to Chad Campbell, 1-down					
2007 Accenture Match Play Championship	1				1,350,000
R1: beat Zach Johnson, 1-up R2: beat K.J. Choi, 1-up R3: beat Aaron Baddeley, 4 and 3 QF: beat Nick O'Hern, 1-up SF: beat Trevor Immelman, 3 and 2 Championship Match: beat Geoff Ogilvy, 2 and 1					
2008 Accenture Match Play Championship	3				575,000
R1: beat Robert Allenby, 1-up R2: beat Trevor Immelman, 25 holes R3: beat Jonathan Byrd, 1-up QF: beat Woody Austin, 1-up SF: lost to Tiger Woods, 1-down Consolation: beat Justin Leonard, 3 and 2					
2009 Accenture Match Play Championship	T33				45,000
R1: lost to Davis Love III, 21 holes					
2010 Accenture Match Play Championship	T33				45,000
R1: lost to Ben Crane, Conceded					
2011 Accenture Match Play Championship	T33				45,000
R1: lost to Lee Westwood, 3 and 2					
2013 Accenture Match Play Championship	T33				46,000
R1: lost to Steve Stricker, 5 and 4					
2014 Accenture Match Play Championship	T17				99,000
R1: beat Kiradech Aphibarnrat, 2 and 1 R2: lost to Louis Oosthuizen, 4 and 3					
2015 Cadillac Match Play	T34				63,500
G1: lost to John Senden, 19 holes G2: beat Brendon Todd, 3 and 2 G3: lost to Bill Haas, 3 and 1					
					2,353,500
<b>Bridgestone Invitational</b>					
2005 NEC Invitational	T13	66-71-72-70	279	-1	94,400
2006 Bridgestone Invitational	T31	75-73-67-68	283	+3	56,000
2007 Bridgestone Invitational	T41	72-74-72-73	291	+11	48,000
2008 Bridgestone Invitational	T16	73-70-68-67	278	-2	82,625
2009 Bridgestone Invitational	T29	69-72-70-70	281	+1	67,000
2010 Bridgestone Invitational	80	79-75-71-75	300	+20	35,500
2013 Bridgestone Invitational	T2	65-70-67-70	272	-8	692,500
2014 Bridgestone Invitational	T19	71-66-68-71	276	-4	89,000
2015 Bridgestone Invitational	T6	68-69-68-70	275	-5	219,000
2017 Bridgestone Invitational	T17	72-70-68-67	277	-3	95,500
					1,479,525
<b>Mexico Championship</b>					
2005 American Express Championship	T3	70-67-67-68	272	-8	353,666
2006 American Express Championship	T13	68-67-68-73	276	-8	98,375
2007 CA Championship	T19	67-73-72-75	287	-1	80,000
2008 CA Championship	T57	72-72-76-68	288	E	42,250
2009 CA Championship	T77	69-73-73-83	298	+10	35,625
2010 CA Championship	T37	71-72-71-72	286	-2	62,500
2014 Cadillac Championship	T16	73-76-74-69	292	+4	90,666
2015 Cadillac Championship	T4	69-71-72-72	284	-4	365,000
2016 Cadillac Championship	T28	71-71-76-72	290	+2	79,428
					1,207,511
<b>HSBC Champions</b>					
2009 HSBC Champions	T40	69-72-74-72	287	-1	45,000
2010 HSBC Champions	T13	67-74-72-69	282	-6	90,000
2014 HSBC Champions	T31	74-76-67-65	282	-6	68,000
2015 HSBC Champions	T24	70-71-81-65	287	-1	73,500
2016 HSBC Champions	T11	69-72-66-67	274	-14	106,166
2017 HSBC Champions	T2	69-71-67-65	272	-16	787,000
2018 HSBC Champions	T2	68-69-69-70	276	-12	679,666
					1,849,333
<b>TOTAL</b>					<b>\$6,889,869</b>



# BRANDON STONE

South Africa



**HEIGHT:** 5-11  
**WEIGHT:** 144  
**BIRTHDATE:** April 20, 1993  
**BIRTHPLACE:** Rustenberg, South Africa  
**RESIDENCE:** Pretoria, South Africa  
**TURNED PROFESSIONAL:** 2013

**BEST PGA TOUR CAREER FINISH:** T35—2017 U.S. Open.

**INTERNATIONAL VICTORIES (4):** 2015 Lion of Africa Cape Town Open [SAF]. 2016 BMW South Africa Open [Eur], Alfred Dunhill Championship [Eur]. 2018 Aberdeen Standard Investments Scottish Open [Eur].


## WORLD GOLF CHAMPIONSHIPS CAREER SUMMARY

Tournament	Position	Score	Total Score	Total Par	Money
<b>Mexico Championship</b>					
2017 Mexico Championship	T67	76-73-75-70	294	+10	\$45,625
2018 Mexico Championship	T60	75-76-71-71	293	+9	53,500
					99,125
<b>HSBC Champions</b>					
2018 HSBC Champions	76	78-87-68-75	308	+20	43,500
					43,500
			<b>TOTAL</b>		<b>\$142,625</b>



# JUSTIN THOMAS

United States



**HEIGHT:** 5-10  
**WEIGHT:** 145  
**BIRTHDATE:** April 29, 1993  
**BIRTHPLACE:** Louisville, Kentucky  
**RESIDENCE:** Goshen, Kentucky  
**TURNED PROFESSIONAL:** 2013

**PGA TOUR VICTORIES (8):** 2016 CIMB Classic. 2017 CIMB Classic, SBS Tournament of Champions, Sony Open in Hawaii, PGA Championship, Dell Technologies Championship. 2018 THE CJ CUP NINE BRIDGES, The Honda Classic.

**WEB.COM TOUR VICTORIES (1):** 2014 Nationwide Children's Hospital Championship.

## WORLD GOLF CHAMPIONSHIPS CAREER SUMMARY

Tournament	Position	Score	Total Score	Total Par	Money
<b>Dell Technologies Match Play (6-7-)</b>					
2016 Dell Match Play	T61				\$47,750
G1: lost to Victor Dubuisson, 3 and 2 G2: lost to Jamie Donaldson, 2 Up G3: lost to Jordan Spieth, 3 and 2					
2017 Dell Technologies Match Play	T39				63,500
G1: beat Chris Wood, 2 and 1 G2: lost to Kevin Na, 4 and 2 G3: lost to Matthew Fitzpatrick, 2 and 1					
2018 Dell Technologies Match Play	4				559,000
G1: beat Luke List, 2 Up G2: beat Patton Kizzire, 3 and 1 G3: beat Francesco Molinari, 7 and 5 R4: beat Si Woo Kim, 6 and 5 QF: beat Kyle Stanley, 2 and 1 SF: lost to Bubba Watson, 3 and 2 Consolation: lost to Alex Noren, 5 and 3					
					670,250
<b>Bridgestone Invitational</b>					
2016 Bridgestone Invitational	T33	70-69-70-76	285	+5	76,000
2017 Bridgestone Invitational	T28	73-70-69-67	279	-1	73,562
					149,562
<b>Mexico Championship</b>					
2016 Cadillac Championship	T35	75-66-78-73	292	+4	72,500
2017 Mexico Championship	T5	69-66-66-72	273	-11	312,500
2018 Mexico Championship	2	72-70-62-64	268	-16	1,072,000
					1,457,000
<b>HSBC Champions</b>					
2016 HSBC Champions	T27	72-69-70-68	279	-9	72,000
2017 HSBC Champions	T23	71-70-72-71	284	-4	80,166
					152,166
			<b>TOTAL</b>		<b>\$2,428,978</b>



# RYUKO TOKIMATSU

JAPAN



**HEIGHT:** 5-6  
**WEIGHT:** 165  
**BIRTHDATE:** September 7, 1993  
**BIRTHPLACE:** Fukuoka Prefecture, Japan

**INTERNATIONAL VICTORIES (3):** **2016** Dunlop SRIXON Fukushima Open. **2017** Bridgestone Open. **2018** Kansai Open Golf Championship.

## WORLD GOLF CHAMPIONSHIPS CAREER SUMMARY

Tournament	Position	Score	Total Score	Total Par	Money
No previous World Golf Championships competition.					



# JHONATTAN VEGAS (Jonathan)

Venezuela



**HEIGHT:** 6-3  
**WEIGHT:** 230  
**BIRTHDATE:** August 19, 1984  
**BIRTHPLACE:** Maturin, Venezuela  
**RESIDENCE:** Houston, Texas  
**TURNED PROFESSIONAL:** 2008

**PGA TOUR VICTORIES (3):** **2011** Bob Hope Classic. **2016** RBC Canadian Open. **2017** RBC Canadian Open.

**WEB.COM TOUR VICTORIES (1):** **2010** Preferred Health Systems Wichita Open.

**INTERNATIONAL VICTORIES (1):** **2010** Argentina Open.

## WORLD GOLF CHAMPIONSHIPS CAREER SUMMARY

Tournament	Position	Score	Total Score	Total Par	Money
<b>Dell Technologies Match Play (2-3-1)</b>					
2017 Dell Technologies Match Play	T17				\$93,307
G1: lost to Bubba Watson, 1 Up G2: beat Thomas Pieters, 3 and 1 G3: beat Scott Piercy, 3 and 1					
2018 Dell Technologies Match Play	T52				54,214
G1: Brian Harman, Halved G2: lost to Rory McIlroy, 2 and 1 G3: lost to Peter Uihlein, 4 and 3					
147,521					
<b>Bridgestone Invitational</b>					
2011 Bridgestone Invitational	T66	73-70-74-74	291	+11	40,750
2017 Bridgestone Invitational	T17	69-71-68-69	277	-3	95,500
136,250					
<b>Mexico Championship</b>					
2011 Cadillac Championship	T31	69-74-69-74	286	-2	69,500
2017 Mexico Championship	T38	69-74-68-73	284	E	64,000
2018 Mexico Championship	T20	70-68-69-71	278	-6	104,300
237,800					
<b>HSBC Champions</b>					
2011 HSBC Champions	10	69-73-65-68	275	-13	125,000
2017 HSBC Champions	T45	79-71-73-66	289	+1	58,500
2018 HSBC Champions	T20	70-73-72-70	285	-3	90,250
273,750					
<b>TOTAL</b>					<b>\$795,321</b>



# BUBBA WATSON

United States 

**HEIGHT:** 6-3  
**WEIGHT:** 180  
**BIRTHDATE:** November 5, 1978  
**BIRTHPLACE:** Bagdad, Florida  
**RESIDENCE:** Orlando, Florida  
**TURNED PROFESSIONAL:** 2002

**PGA TOUR VICTORIES (12):** **2010** Travelers Championship. **2011** Farmers Insurance Open, Zurich Classic of New Orleans. **2012** Masters Tournament. **2014** Northern Trust Open, Masters Tournament. **2015** World Golf Championships-HSBC Champions, Travelers Championship. **2016** Northern Trust Open. **2018** Genesis Open, World Golf Championships-Dell Technologies Match Play, Travelers Championship.

**OTHER VICTORIES: (2):** **2008** CVS/Caremark Charity Classic [with Camilo Villegas]. **2015** Hero World Challenge.

## WORLD GOLF CHAMPIONSHIPS CAREER SUMMARY

Tournament	Position	Score	Total Score	Total Par	Money
<b>Dell Technologies Match Play (20-8-3)</b>					
2011 Accenture Match Play Championship	4				\$490,000
R1: beat Bill Haas, 3 and 2 R2: beat Mark Wilson, 6 and 5 R3: beat Geoff Ogilvy, 6 and 4 QF: beat J.B. Holmes, 19 holes SF: lost to Martin Kaymer, 1-down Consolation: lost to Matt Kuchar, 2 and 1					
2012 Accenture Match Play Championship	T17				95,000
R1: beat Ben Crane, 3 and 2 R2: lost to Matt Kuchar, 3 and 2					
2013 Accenture Match Play Championship	T9				144,000
R1: beat Chris Wood, 2 and 1 R2: beat Jim Furyk, 22 holes R3: lost to Jason Day, 4 and 3					
2014 Accenture Match Play Championship	T9				148,000
R1: beat Mikko Ilonen, 2 and 1 R2: beat Jonas Blixt, 1-up R3: lost to Victor Dubuisson, 1-down					
2015 Cadillac Match Play	T17				85,823
G1: beat Miguel Angel Jimenez, 5 and 4 G2: beat Keegan Bradley, 4 and 2 G3: lost to Louis Oosthuizen, 19 holes					
2016 Dell Match Play	T28				74,500
G1: Patton Kizzire, Halved G2: beat Emiliano Grillo, 2 Up G3: lost to J.B. Holmes, 1 Up					
2017 Dell Technologies Match Play	T9				158,000
G1: beat Jhonattan Vegas, 1 Up G2: beat Scott Piercy, 4 and 3 G3: Thomas Pieters, Halved R4: lost to Ross Fisher, 4 and 3					
2018 Dell Technologies Match Play	1				1,700,000
G1: beat Branden Grace, 5 and 3 G2: beat Marc Leishman, 3 and 2 G3: Julian Suri, Halved R4: beat Brian Harman, 2 and 1 QF: beat Kiradech Aphibarnrat, 5 and 3 SF: beat Justin Thomas, 3 and 2 Championship Match: beat Kevin Kisner, 7 and 6					
					2,895,323
<b>Bridgestone Invitational</b>					
2010 Bridgestone Invitational	T22	64-71-70-74	279	-1	72,000
2011 Bridgestone Invitational	T21	69-70-68-70	277	-3	81,250
2012 Bridgestone Invitational	T19	66-73-72-67	278	-2	82,000
2013 Bridgestone Invitational	T27	67-69-72-74	282	+2	73,500
2014 Bridgestone Invitational	T37	69-70-73-68	280	E	64,500
2015 Bridgestone Invitational	2	70-66-69-66	271	-9	930,000
2016 Bridgestone Invitational	T14	72-69-70-70	281	+1	129,000
2017 Bridgestone Invitational	T17	67-74-66-70	277	-3	95,500
					1,527,750
<b>Mexico Championship</b>					
2009 CA Championship	72	72-71-74-75	292	+4	37,000
2012 Cadillac Championship	2	70-62-67-74	273	-15	845,000
2013 Cadillac Championship	T18	66-69-71-75	281	-7	93,000
2014 Cadillac Championship	T2	73-72-72-68	285	-3	753,000
2015 Cadillac Championship	3	71-69-70-71	281	-7	540,000
2016 Cadillac Championship	2	69-69-71-68	277	-11	1,018,000
2017 Mexico Championship	T38	73-72-68-71	284	E	64,000
2018 Mexico Championship	T9	69-66-72-67	274	-10	182,000
					3,532,000
<b>HSBC Champions</b>					
2012 HSBC Champions	33	66-72-69-75	282	-6	54,000
2014 HSBC Champions	T8	68-69-69-68	274	-14	161,666
2015 HSBC Champions	1	71-67-69-70	277	-11	1,400,000
2016 HSBC Champions	T35	68-73-68-72	281	-7	63,000
2017 HSBC Champions	T54	71-73-76-73	293	+5	49,250
					1,727,916
<b>TOTAL</b>					<b>\$9,682,989</b>



# AARON WISE

South Africa



**HEIGHT:** 6-1  
**WEIGHT:** 175  
**BIRTHDATE:** June 21, 1996  
**BIRTHPLACE:** Cape Town, South Africa  
**RESIDENCE:** Las Vegas, Nevada

**PGA TOUR VICTORIES (1):** 2018 AT&T Byron Nelson.

**WEB.COM TOUR VICTORIES (1):** 2017 Air Capital Classic Supporting Wichita's Youth.

**OTHER VICTORIES: (1):** 2016 Syncrude Oil Country Championship presented by AECON [Can].

## WORLD GOLF CHAMPIONSHIPS CAREER SUMMARY

Tournament	Position	Score	Total Score	Total Par	Money
No previous World Golf Championships competition.					



# GARY WOODLAND

United States



**HEIGHT:** 6-1  
**WEIGHT:** 195  
**BIRTHDATE:** May 21, 1984  
**BIRTHPLACE:** Topeka, Kansas  
**RESIDENCE:** Orlando, Florida  
**TURNED PROFESSIONAL:** 2007

**PGA TOUR VICTORIES (3):** 2011 Transitions Championship. 2013 Reno-Tahoe Open. 2018 Waste Management Phoenix Open.

**INTERNATIONAL VICTORIES (1):** 2011 OMEGA Mission Hills World Cup [with Matt Kuchar].

## WORLD GOLF CHAMPIONSHIPS CAREER SUMMARY

Tournament	Position	Score	Total Score	Total Par	Money
<b>Dell Technologies Match Play (8-6-1)</b>					
2012 Accenture Match Play Championship	T33				\$45,000
R1: lost to Charl Schwartzel, 4 and 2					
2014 Accenture Match Play Championship	T33				48,000
R1: lost to Graeme McDowell, 19 holes					
2015 Cadillac Match Play	2				930,000
G1: beat Jimmy Walker, 19 holes					
G2: beat Ian Poulter, 3 and 2					
G3: beat Webb Simpson, 1 Up					
R4: beat Marc Leishman, 2 and 1					
QF: beat John Senden, 5 and 3					
SF: beat Danny Willett, 3 and 2					
Championship Match: lost to Rory McIlroy, 4 and 2					
2017 Dell Technologies Match Play					
G1: beat Emiliano Grillo, 3 and 2					
G2: lost to Rory McIlroy,					
G3: lost to Soren Kjeldsen					
2018 Dell Technologies Match Play	T29				77,428
G1: Webb Simpson, Halved					
G2: lost to Si Woo Kim, 5 and 3					
G3: beat Pat Perez, 1 Up					
					1,163,928
<b>Bridgestone Invitational</b>					
2011 Bridgestone Invitational	T45	70-66-73-73	282	+2	53,000
2014 Bridgestone Invitational	T19	70-68-68-70	276	-4	89,000
2015 Bridgestone Invitational	T57	75-69-72-73	289	+9	45,750
2017 Bridgestone Invitational	T63	74-77-70-67	288	+8	46,500
					234,250
<b>Mexico Championship</b>					
2012 Cadillac Championship	T29	71-70-70-72	283	-5	67,500
2014 Cadillac Championship	T16	72-78-71-71	292	+4	90,666
2015 Cadillac Championship	T23	70-74-76-70	290	+2	83,000
2017 Mexico Championship	T38	73-67-74-70	284	E	64,000
2018 Mexico Championship	T50	74-71-73-68	286	+2	63,500
					368,666
<b>HSBC Champions</b>					
2015 HSBC Champions	T56	73-75-74-73	295	+7	45,250
2016 HSBC Champions	T23	69-71-73-65	278	-10	75,750
2017 HSBC Champions	T47	71-74-73-72	290	+2	55,000
					176,000
<b>TOTAL</b>					<b>\$1,942,844</b>





# TIGER WOODS

United States



**HEIGHT:** 6-1  
**WEIGHT:** 185  
**BIRTHDATE:** December 30, 1975  
**BIRTHPLACE:** Cypress, California  
**RESIDENCE:** Jupiter, Florida  
**TURNED PROFESSIONAL:** 1996

## WORLD GOLF CHAMPIONSHIPS CAREER SUMMARY

Tournament	Position	Score	Total Score	Total Par	Money
<b>Dell Technologies Match Play (33-10-)</b>					
1999 Accenture Match Play Championship	T5				\$150,000
R1: beat Nick Faldo, 4 and 3 R2: beat Bob Tway, 1 up R3: beat Stewart Cink, 2 and 1 QF: lost to Jeff Maggert, 2 and 1					
2000 Accenture Match Play Championship	2				500,000
R1: beat Michael Campbell, 5 and 4 R2: beat Retief Goosen, 1 up R3: beat Shigeki Maruyama, 4 and 3 QF: beat Paul Lawrie, 1 up SF: beat Davis Love III, 5 and 4 Championship Match: lost to Darren Clarke, 4 and 3					
2002 Accenture Match Play Championship	T33				27,500
R1: lost to Peter O'Malley, 2 and 1					
2003 Accenture Match Play Championship	1				1,050,000
R1: beat Carl Pettersson, 2 and 1 R2: beat K.J. Choi, 5 and 3 R3: beat Stephen Leaney, 7 and 6 QF: beat Scott Hoch, 5 and 4 SF: beat Adam Scott, 19 holes Championship Match: beat David Toms, 2 and 1					
2004 Accenture Match Play Championship	1				1,200,000
R1: beat John Rollins, 1-up R2: beat Trevor Immelman, 5 and 4 R3: beat Freddie Jacobson, 5 and 4 QF: beat Pdraig Harrington, 2 and 1 SF: beat Stephen Leaney, 2 and 1 Championship Match: beat Davis Love III, 3 and 2					
2005 Accenture Match Play Championship	T17				85,000
R1: beat Nick Price, 4 and 3 R2: lost to Nick O'Hern, 3 and 1					
2006 Accenture Match Play Championship	T9				125,000
R1: beat Stephen Ames, 9 and 8 R2: beat Robert Allenby, 1-up R3: lost to Chad Campbell, 1-down					
2007 Accenture Match Play Championship	T9				130,000
R1: beat J.J. Henry, 3 and 2 R2: beat Tim Clark, 5 and 4 R3: lost to Nick O'Hern, 20 holes					
2008 Accenture Match Play Championship	1				1,350,000
R1: beat J.B. Holmes, 1-up R2: beat Arron Oberholser, 3 and 2 R3: beat Aaron Baddeley, 20 holes QF: beat K.J. Choi, 3 and 2 SF: beat Henrik Stenson, 1-up Championship Match: beat Stewart Cink, 8 and 7					
2009 Accenture Match Play Championship	T17				95,000
R1: beat Brendan Jones, 3 and 2 R2: lost to Tim Clark, 4 and 2					
2011 Accenture Match Play Championship	T33				45,000
R1: lost to Thomas Bjorn, 19 holes					
2012 Accenture Match Play Championship	T17				95,000
R1: beat Gonzalo Fernandez-Castaño, 1-up R2: lost to Nick Watney, 1-down					
2013 Accenture Match Play Championship	T33				46,000
R1: lost to Charles Howell III, 2 and 1					
					4,898,500
<b>Bridgestone Invitational</b>					
1999 NEC Invitational	1	66-71-62-71	270	-10	1,000,000
2000-NEC Invitational	1	64-61-67-67	259	-21	1,000,000
2001 NEC Invitational	1	66-67-66-69	268	-12	1,000,000
2002 NEC Invitational	4	68-70-67-68	273	-11	215,000
2003 NEC Invitational	T4	65-72-67-70	274	-6	235,000
2004 NEC Invitational	T2	68-66-70-69	273	-7	552,500
2005 NEC Invitational	1	66-70-67-71	274	-6	1,300,000
2006 Bridgestone Invitational	1	67-64-71-68	270	-10	1,300,000
2007 Bridgestone Invitational	1	68-70-69-65	272	-8	1,350,000
2009 Bridgestone Invitational	1	68-70-65-65	268	-12	1,400,000
2010 Bridgestone Invitational	T78	74-72-75-77	298	+18	35,875
2011 Bridgestone Invitational	T37	68-71-72-70	281	+1	58,500
2012-Bridgestone Invitational	T8	70-72-68-66	276	-4	128,750
2013 Bridgestone Invitational	1	66-61-68-70	265	-15	1,500,000
2014 Bridgestone Invitational					W/D
					11,075,625

**PGA TOUR VICTORIES (79):** **1996** Las Vegas Invitational, Walt Disney World/Oldsmobile Classic. **1997** Mercedes Championships, Masters Tournament, GTE Byron Nelson Golf Classic, Motorola Western Open. **1998** BellSouth Classic. **1999** Buick Invitational, Memorial Tournament, Motorola Western Open, PGA Championship, World Golf Championships-NEC Invitational, National Car Rental Golf Classic/Disney, THE TOUR Championship, World Golf Championships-American Express Championship. **2000** Mercedes Championships, AT&T Pebble Beach National Pro-Am, Bay Hill Invitational, Memorial Tournament, U.S. Open Championship, The Open Championship, PGA Championship, World Golf Championships-NEC Invitational, Bell Canadian Open. **2001** Bay Hill Invitational, THE PLAYERS Championship, Masters Tournament, Memorial Tournament, World Golf Championships-NEC Invitational. **2002** Bay Hill Invitational presented by Cooper Tires, Masters Tournament, U.S. Open Championship, Buick Open, World Golf Championships-American Express Championship. **2003** Buick Invitational, World Golf Championships-Accenture Match Play Championship, Bay Hill Invitational presented by Cooper Tires, 100th Western Open presented by Golf Digest, World Golf Championships-American Express Championship. **2004** World Golf Championships-Accenture Match Play Championship. **2005** Buick Invitational, Ford Championship at Doral, Masters Tournament, The Open Championship, World Golf Championships-NEC Invitational, World Golf Championships-American Express Championship. **2006** Buick Invitational, Ford Championship at Doral, The Open Championship, Buick Open, PGA Championship, World Golf Championships-Bridgestone Invitational, Deutsche Bank Championship, World Golf Championships-American Express Championship. **2007** Buick Invitational, World Golf Championships-CA Championship, Wachovia Championship, World Golf Championships-Bridgestone Invitational, PGA Championship, BMW Championship, THE TOUR Championship presented by Coca-Cola. **2008** Buick Invitational, World Golf Championships-Accenture Match Play Championship, Arnold Palmer Invitational presented by MasterCard, U.S. Open Championship. **2009** Arnold Palmer Invitational presented by MasterCard, the Memorial Tournament, AT&T National, Buick Open, World Golf Championships-Bridgestone Invitational, BMW Championship. **2012** Arnold Palmer Invitational presented by MasterCard, the Memorial Tournament presented by Nationwide Insurance, AT&T National. **2013** Farmers Insurance Open, World Golf Championships-Cadillac Championship, Arnold Palmer Invitational presented by MasterCard, THE PLAYERS Championship, World Golf Championships-Bridgestone Invitational.

**INTERNATIONAL VICTORIES (12):** **1997** Asian Honda Classic [Asia]. **1998** Johnnie Walker Classic [Asia]. **1999** Deutsche Bank Open-TPC of Europe [Eur], World Cup [indiv]. **2000** Johnnie Walker Classic. **2001** Deutsche Bank-SAP Open TPC of Europe. **2002** Deutsche Bank-SAP Open TPC of Europe. **2004** Dunlop Phoenix [Jpn]. **2005** Dunlop Phoenix [Jpn]. **2006** Dubai Desert Classic [Eur]. **2008** Dubai Desert Classic [Eur]. **2009** JBWere Australian Masters [Aus].

**OTHER VICTORIES (14):** **1998** PGA Grand Slam of Golf. **1999** World Cup [with Mark O'Meara], PGA Grand Slam of Golf. **2000** EMC World Cup [with David Duval], PGA Grand Slam of Golf. **2001** Williams World Challenge, PGA Grand Slam of Golf. **2002** PGA Grand Slam of Golf. **2004** Target World Challenge. **2005** PGA Grand Slam of Golf. **2006** PGA Grand Slam of Golf, Target World Challenge. **2007** Target World Challenge. **2011** Target World Challenge.

<b>Mexico Championship</b>					
1999 AmEx Championship	1	71-69-70-68	278	-6	1,000,000
2000 AmEx Championship	T5	71-69-69-72	281	-7	157,500
2002 AmEx Championship	1	65-65-67-66	263	-25	1,000,000
2003 AmEx Championship	1	67-66-69-72	274	-6	1,050,000
2004 AmEx Championship	9	68-70-70-70	278	-10	155,000
2005 AmEx Championship	1	67-68-68-67	270	-10	1,300,000
2006 AmEx Championship	1	63-64-67-67	261	-23	1,300,000
2007 CA Championship	1	71-66-68-73	278	-10	1,350,000
2008 CA Championship	5	67-66-72-68	273	-15	285,000
2009 CA Championship	T9	71-70-68-68	277	-11	142,500
2011 Cadillac Championship	T10	70-74-70-66	280	-8	129,000
2012 Cadillac Championship					W/D
2013 Cadillac Championship	1	66-65-67-71	269	-19	1,500,000
2014 Cadillac Championship	T25	76-73-66-78	293	+5	76,000
					9,445,000
<b>HSBC Champions</b>					
2009 HSBC Champions	T6	67-67-70-72	276	-12	190,000
2010 HSBC Champions	T6	68-72-73-68	281	-7	145,714
					335,714
<b>TOTAL</b>					<b>\$25,754,83</b>



## World Golf Championships

With five World Golf Championships titles, 2016 WGC-Bridgestone Invitational champion Dustin Johnson trails only Tiger Woods (18) for most all time.



# 2018 Dell Technologies Match Play Facts

## EVENT:

World Golf Championships-Dell Technologies Match Play  
(Dell Technologies Match Play on second reference)

The Dell Technologies Match Play is one of four World Golf Championships sanctioned and organized by the operational committee of the International Federation of PGA Tours, which includes the Asian Tour, European Tour, Japan Golf Tour, PGA TOUR, PGA Tour of Australasia and Southern Africa Tour. The other World Golf Championships include the Mexico Championship (Mexico City, Mexico), Bridgestone Invitational (Ohio, USA) and HSBC Champions (China).

## DATE:

March 21-25, 2018

## SITE:

Austin Country Club, Austin, Texas

## PAR/YARDAGE:

Par: 35-36—71/7,108 yards

## ARCHITECT/OPENED:

Pete Dye/1984

## 2018 CHAMPION:

Bubba Watson defeated Kevin Kisner, 7-6

## FORMAT:

Match play (hole-by-hole competition).

The 64-player Dell Technologies Match Play field will be divided into 16 four-player groups. Each group will play round-robin matches within their group on Wednesday, Thursday and Friday (March 21, 22 and 23). The player with the best record in each of the four player groups advances to the Round of 16 for single-elimination match play (in the event of a two-way tie in a group, head-to-head match results will be used as the tiebreaker; a three-way tie will require a sudden-death stroke play hole by hole playoff).

Group Play (Round Robin Matches - 18 hole matches played to either a conclusion or a halve (matches will not be extended beyond 18 holes)  
Wednesday, Round 1 - 32 matches (64 players)  
Thursday, Round 2 - 32 matches (64 players)  
Friday, Round 3 - 32 matches (64 players)

Players in the field assigned a seed number for the competition determined by their position on the Official World Rankings, as of Monday the week of the tournament (March 19, 2018 - after the Arnold Palmer Invitational). The highest ranked player in the field Seed #1, and the lowest ranked player in the field Seed #64.

Players are then placed into four pools of 16 players.

1-16 / Pool A  
17-32 / Pool B  
33-48 / Pool C  
49-64 / Pool D

The top 16 players will be the top player in each of the 16 groups. So the No. 1 seed is the top player in Group 1, No. 2 seed is the top player in Group 2 and so on.

The remaining players in each group will be picked randomly live on the Golf Channel as part of the Dell Technologies Match Play Draw Show on Monday, March 19 at the Hotel Van Zandt (more info below).

During group play (Rounds 1, 2 and 3) players play 18 hole matches against each of the other players in their group. Matches played to either a conclusion or a halve. Matches all square after 18 holes are not extended. Points awarded to players based on results of each match as follows: Winner - 1 point, Loser - 0 point, Halved - each player 1/2 point.

The player in each group with the highest point total at the end of group play advances to the 16-player, single-elimination matches. In the event two or more players in a group are equal with the highest point totals, a stroke play hole-by-hole playoff will determine the player who advances to the 16 player, single-elimination matches.

Group play hole-by-hole playoffs will be conducted after the matches in a group are complete and after all of the group play matches have started their third round match. Group play hole-by-hole playoffs will start on the first hole and play holes 1 through 18 in sequence repeated if necessary, until the player is determined who will advance to the elimination play matches.

Single-elimination matches - 18 hole matches played to a conclusion. No halved matches. Matches all square after 18 holes will be extended until a winner is determined.

Round-4, Saturday morning - Eight matches (16 players) - winners advance to Round 5 (quarter-final) matches. Matches all square after 18 holes in Round 4 extended on holes 10 through 18 and repeated if necessary.

Round 5, Saturday afternoon - Four quarter-final matches (eight players) - winners advance to Round 6 (semi-final) matches. Matches all square after 18 holes in Round 5 are extended on holes 12 through 18 and repeated if necessary.

Round 6, Sunday morning - Two semi-final matches (four players) - winners advance to the championship match, losers advance to match for third place. Matches all square after 18 holes in Round 6 are extended to holes 12 through 18 and repeated if necessary.

Round 7, Sunday afternoon - One match for third place (two players) and championship match (two players). Matches all square after 18 holes in Round 7 are extended on holes 12 through 18 and repeated if necessary.

For more details on group format, visit [www.worldgolfchampionships.com](http://www.worldgolfchampionships.com).



# 2018 Dell Technologies Match Play Facts

## **PURSE:**

\$10 million (US); \$1.7 million to the winner  
Prize money earned will be considered official on each player's home Tour.

## **FIELD:**

The Dell Technologies Match Play boasts one of the strongest international fields of the year in all of golf. The world-class field is made-up of the following:

- The top 64 available players from the Official World Golf Ranking, as of the Monday one week prior to the week of the tournament (March 12, 2018)

- These 64 players are then seeded by their ranking based on their position in the Official World Golf Ranking the following Monday, March 19, 2018.

## **TV LISTINGS:**

The Dell Technologies Match Play will be broadcast in 227 countries and territories, to approximately 1 billion homes, and in 32 different languages.

Domestic TV Schedule (All times ET):

Wednesday – Friday	2 - 8 p.m. ET	Golf Channel
Saturday	10 a.m. - 2 p.m.	Golf Channel
	2 - 6 p.m.	NBC
Sunday	10 a.m. - 2 p.m.	Golf Channel
	3 - 7 p.m.	NBC

## **TROPHY:**

Walter Hagen Cup

## **WEBSITE:**

[www.worldgolfchampionships.com](http://www.worldgolfchampionships.com)

## **CHARITY:**

The Dell Technologies Match Play is entering its third year in Austin. The Dell Technologies Match Play generated \$1.1 million to local charities in its second year in Austin with five local charities: Austin Parks Foundation, Boys & Girls Clubs of the Austin Area, The First Tee of Greater Austin, Helping Hand Home for Children and Keep Austin Beautiful as the designated local charity beneficiaries from the tournament's overall contributions. In total, Dell Technologies Match Play has generated more than \$17 million for charity since its inception, including prior title sponsors. The World Golf Championships as a whole have generated more than \$60 million for global charities since 1999. For more information, visit [www.worldgolfchampionships.com](http://www.worldgolfchampionships.com).

## **ABOUT DELL TECHNOLOGIES:**

Dell Technologies is a unique family of businesses that provides the essential infrastructure for organizations to build their digital future, transform IT and protect their most important asset, information. The company services customers of all sizes across 180 countries – ranging from 98 percent of the Fortune 500 to individual consumers – with the industry's most comprehensive and innovative portfolio from the edge to the core to the cloud.

## **UMBRELLA SPONSORS:**

Grupo Salinas, Dell Technologies, Bridgestone, HSBC

## **SOCIAL:**

Twitter - @DellMatchPlay  
Instagram - @DellMatchPlay  
Facebook - [www.facebook.com/dellmatchplay](http://www.facebook.com/dellmatchplay)

## **CHAMPIONSHIP OFFICE:**

3600 Capital of Texas Highway  
Suite 230  
Austin, TX 78746  
512-949-5885

## **TOURNAMENT DIRECTOR:**

Jordan Uppleger

## **TOURNAMENT SERVICES SENIOR MANAGER:**

Callie Gibson

## **TOURNAMENT SALES MANAGER:** Kris Devlin

## **TOURNAMENT COORDINATOR:**

Rosalyn Barnett

## **MEDIA CONTACTS:**


Chris Reimer, Senior Director, PGA TOUR  
904-273-3286, [chrisreimer@pgatourhq.com](mailto:chrisreimer@pgatourhq.com)  
Nick Parker, Communications Manager, PGA TOUR  
904-806-4582, [nickparker@pgatourhq.com](mailto:nickparker@pgatourhq.com)

# 2018 Dell Technologies Match Play

Group	Wednesday Round 1	Thursday Round 2	Friday Round 3	Saturday Round 4	Saturday Round 5 Quarter Finals	Sunday Round 6 Semi Finals
1	Match 19 12:48 pm 1 Dustin Johnson, USA 52 Bernd Wiesberger, AUT 3 and 1 Match 20 12:59 pm 32 Kevin Kisner, USA 38 Adam Hadwin, CAN Halved	Match 43 11:20 am 1 Dustin Johnson, USA 38 Adam Hadwin, CAN 4 and 3 Match 44 11:31 am 32 Kevin Kisner, USA 52 Bernd Wiesberger, AUT 5 and 4	Match 95 03:00 pm 1 Dustin Johnson, USA 32 Kevin Kisner, USA 4 and 3 Match 96 03:11 pm 38 Adam Hadwin, CAN 52 Bernd Wiesberger, AUT Halved	32 Kevin Kisner, USA	Match 104 08:47 am 32 Kevin Kisner, USA 1 Up	
16	Match 17 12:26 pm 16 Matt Kuchar, USA 54 Zach Johnson, USA Halved Match 18 12:37 pm 27 Ross Fisher, ENG 47 Yuta Ikeda, JPN 2 and 1	Match 41 10:58 am 16 Matt Kuchar, USA 47 Yuta Ikeda, JPN 1 Up Match 42 11:09 am 27 Ross Fisher, ENG 54 Zach Johnson, USA 2 Up	Match 93 02:38 pm 16 Matt Kuchar, USA 27 Ross Fisher, ENG 6 and 4 Match 94 02:49 pm 47 Yuta Ikeda, JPN 54 Zach Johnson, USA Halved	16 Matt Kuchar, USA	Match 108 01:10 pm 32 Kevin Kisner, USA 8 and 6	
8	Match 15 12:04 pm 8 Jason Day, AUS 56 James Hahn, USA 4 and 2 Match 16 12:15 pm 25 Louis Oosthuizen, RSA 42 Jason Dufner, USA 1 Up	Match 39 10:36 am 8 Jason Day, AUS 42 Jason Dufner, USA 3 and 1 Match 40 10:47 am 25 Louis Oosthuizen, RSA 56 James Hahn, USA 3 and 1	Match 91 02:16 pm 8 Jason Day, AUS 25 Louis Oosthuizen, RSA 2 Up Match 92 02:27 pm 42 Jason Dufner, USA 56 James Hahn, USA 3 and 2	25 Louis Oosthuizen, RSA	Match 103 08:36 am 58 Ian Poulter, ENG 2 and 1	
9	Match 13 11:42 am 9 Tommy Fleetwood, ENG 58 Ian Poulter, ENG 3 and 2 Match 14 11:53 am 26 Daniel Berger, USA 33 Kevin Chappell, USA 3 and 2	Match 37 10:14 am 9 Tommy Fleetwood, ENG 33 Kevin Chappell, USA 7 and 6 Match 38 10:25 am 26 Daniel Berger, USA 58 Ian Poulter, ENG 2 and 1	Match 89 01:54 pm 9 Tommy Fleetwood, ENG 26 Daniel Berger, USA 2 and 1 Match 90 02:05 pm 33 Kevin Chappell, USA 58 Ian Poulter, ENG Concess	58 Ian Poulter, ENG	Match 110 09:15 am 32 Kevin Kisner, USA 19 Holes	
4	Match 11 11:20 am 4 Jordan Spieth, USA 49 Charl Schwartzel, RSA 2 and 1 Match 12 11:31 am 19 Patrick Reed, USA 34 HaoTong Li, CHN 3 and 2	Match 35 09:52 am 4 Jordan Spieth, USA 34 HaoTong Li, CHN 4 and 2 Match 36 10:03 am 19 Patrick Reed, USA 49 Charl Schwartzel, RSA 1 Up	Match 87 01:32 pm 4 Jordan Spieth, USA 19 Patrick Reed, USA 2 and 1 Match 88 01:43 pm 34 HaoTong Li, CHN 49 Charl Schwartzel, RSA 3 and 2	19 Patrick Reed, USA	Match 102 08:25 am 13 Alex Noren, SWE 5 and 3	
13	Match 9 10:58 am 13 Alex Noren, SWE 61 Kevin Na, USA 4 and 2 Match 10 11:09 am 29 Tony Finau, USA 39 Thomas Pieters, BEL 2 and 1	Match 33 09:30 am 13 Alex Noren, SWE 39 Thomas Pieters, BEL 5 and 4 Match 34 09:41 am 29 Tony Finau, USA 61 Kevin Na, USA 3 and 2	Match 85 01:10 pm 13 Alex Noren, SWE 1 Up Match 86 01:21 pm 39 Thomas Pieters, BEL 61 Kevin Na, USA Halved	13 Alex Noren, SWE	Match 107 12:55 pm 13 Alex Noren, SWE 4 and 2	
5	Match 7 10:36 am 5 Hideki Matsuyama, JPN 53 Yusaku Miyazato, JPN 2 and 1 Match 8 10:47 am 30 Patrick Cantlay, USA 46 Cameron Smith, AUS 2 Up	Match 63 03:00 pm 5 Hideki Matsuyama, JPN 46 Cameron Smith, USA 1 Up Match 64 03:11 pm 30 Patrick Cantlay, USA 53 Yusaku Miyazato, JPN 1 Up	Match 83 12:48 pm 5 Hideki Matsuyama, JPN 30 Patrick Cantlay, USA 4 and 3 Match 84 12:59 pm 46 Cameron Smith, AUS 53 Yusaku Miyazato, JPN Halved	46 Cameron Smith, AUS	Match 101 08:14 am 46 Cameron Smith, AUS 2 and 1	
12	Match 5 10:14 am 12 Tyrrell Hatton, ENG 55 Alexander Levy, FRA 3 and 2 Match 6 10:25 am 22 Charley Hoffman, USA 36 Brendan Steele, USA 1 Up	Match 61 02:38 pm 12 Tyrrell Hatton, ENG 36 Brendan Steele, USA 3 and 2 Match 62 02:49 pm 22 Charley Hoffman, USA 55 Alexander Levy, FRA 1 Up	Match 81 12:26 pm 12 Tyrrell Hatton, ENG 22 Charley Hoffman, USA 3 and 2 Match 82 12:37 pm 36 Brendan Steele, USA 55 Alexander Levy, FRA 3 and 1	12 Tyrrell Hatton, ENG	Match 109 09:00 am 35 Bubba Watson, USA 5 and 3	

Group	Sunday Round 7 Championship	Sunday Round 6 Semi Finals	Saturday Round 5 Quarter Finals	Saturday Round 4	Friday Round 3	Thursday Round 2	Wednesday Round 1
2	<b>Champion</b> Bubba Watson, USA 7 and 6 \$1,700,000	2 Justin Thomas, USA 6 and 5	2 Justin Thomas, USA 6 and 5	Match 100 08:03 am 50 Si Woo Kim, KOR	Match 79 12:04 pm 2 Justin Thomas, USA 21 Francesco Molinari, ITA 7 and 5 Match 80 12:15 pm 48 Patton Kizzire, USA 60 Luke List, USA 4 and 2	Match 59 02:16 pm 2 Justin Thomas, USA 48 Patton Kizzire, USA 3 and 1 Match 60 02:27 pm 21 Francesco Molinari, ITA 60 Luke List, USA 3 and 2	Match 3 09:52 am 2 Justin Thomas, USA 48 Patton Kizzire, USA 2 Up Match 4 10:03 am 21 Francesco Molinari, ITA 48 Patton Kizzire, USA 3 and 1
15	<b>Second Place</b> Kevin Kisner, USA \$1,072,000	2 Justin Thomas, USA 2 and 1	Match 106 12:40 pm 45 Kyle Stanley, USA 3 and 1	Match 99 07:52 am 45 Kyle Stanley, USA	Match 77 11:42 am 15 Pat Perez, USA 24 Gary Woodland, USA 1 Up Match 78 11:53 am 37 Webb Simpson, USA 50 Si Woo Kim, KOR 2 Up	Match 57 01:54 pm 15 Pat Perez, USA 37 Webb Simpson, USA 2 and 1 Match 58 02:05 pm 24 Gary Woodland, USA 50 Si Woo Kim, KOR 5 and 3	Match 1 09:30 am 15 Pat Perez, USA Halved Match 2 09:41 am 24 Gary Woodland, USA 37 Webb Simpson, USA Halved
7	<b>Third Place</b> Alex Noren, SWE 5 and 3 \$695,000	Match 109 09:00 am 35 Bubba Watson, USA 5 and 3	Match 105 12:25 pm 35 Bubba Watson, USA 2 and 1	Match 98 07:41 am 28 Kiradech Aphibarnrat, 59 Charles Howell III, USA	Match 75 11:20 am 7 Sergio Garcia, ESP 20 Xander Schauffele, USA 3 and 1 Match 76 11:31 am 41 Dylan Frittelli, RSA 62 Shubhankar Sharma, IND 1 Up	Match 55 01:32 pm 7 Sergio Garcia, ESP 41 Dylan Frittelli, RSA 3 and 1 Match 56 01:43 pm 20 Xander Schauffele, USA 62 Shubhankar Sharma, IND 3 and 1	Match 31 03:00 pm 7 Sergio Garcia, ESP 1 Up Match 32 03:11 pm 20 Xander Schauffele, USA 41 Dylan Frittelli, RSA 1 Up
10	<b>Fourth Place</b> Justin Thomas, USA \$559,000	Match 109 09:00 am 35 Bubba Watson, USA 5 and 3	Match 105 12:25 pm 35 Bubba Watson, USA 2 and 1	Match 97 07:30 am 35 Bubba Watson, USA 2 and 1	Match 73 10:58 am 10 Paul Casey, ENG 31 Matthew Fitzpatrick, ENG 3 and 2 Match 74 11:09 am 45 Kyle Stanley, USA 51 Russell Henley, USA 1 Up	Match 53 01:10 pm 10 Paul Casey, ENG 45 Kyle Stanley, USA 4 and 2 Match 54 01:21 pm 31 Matthew Fitzpatrick, ENG 51 Russell Henley, USA 2 and 1	Match 29 02:38 pm 10 Paul Casey, ENG 1 Up Match 30 02:49 pm 31 Matthew Fitzpatrick, ENG 45 Kyle Stanley, USA 1 Up
3	Match for Third Place 2 Justin Thomas, USA	Match 109 09:00 am 35 Bubba Watson, USA 5 and 3	Match 105 12:25 pm 35 Bubba Watson, USA 2 and 1	Match 97 07:30 am 35 Bubba Watson, USA 2 and 1	Match 71 10:36 am 3 Jon Rahm, ESP 28 Kiradech Aphibarnrat, THA 4 and 3 Match 72 10:47 am 43 Chez Reavie, USA 63 Keegan Bradley, USA Halved	Match 51 12:48 pm 3 Jon Rahm, ESP 43 Chez Reavie, USA 1 Up Match 52 12:59 pm 28 Kiradech Aphibarnrat, THA 63 Keegan Bradley, USA 1 Up	Match 27 02:16 pm 3 Jon Rahm, ESP Halved Match 28 02:27 pm 28 Kiradech Aphibarnrat, THA 43 Chez Reavie, USA 3 and 2
14	Match for Third Place 2 Justin Thomas, USA	Match 109 09:00 am 35 Bubba Watson, USA 5 and 3	Match 105 12:25 pm 35 Bubba Watson, USA 2 and 1	Match 97 07:30 am 35 Bubba Watson, USA 2 and 1	Match 69 10:14 am 14 Phil Mickelson, USA 17 Rafa Cabrera Bello, ESP 1 Up Match 70 10:25 am 40 Satoshi Kodaira, JPN 59 Charles Howell III, USA 2 and 1	Match 49 12:26 pm 14 Phil Mickelson, USA 59 Charles Howell III, USA 1 Up Match 50 12:37 pm 17 Rafa Cabrera Bello, ESP 59 Charles Howell III, USA 3 and 1	Match 25 01:54 pm 14 Phil Mickelson, USA 3 and 2 Match 26 02:05 pm 17 Rafa Cabrera Bello, ESP 2 and 1 Match 25 01:54 pm 14 Phil Mickelson, USA 3 and 2
6	Match for Third Place 2 Justin Thomas, USA	Match 109 09:00 am 35 Bubba Watson, USA 5 and 3	Match 105 12:25 pm 35 Bubba Watson, USA 2 and 1	Match 97 07:30 am 35 Bubba Watson, USA 2 and 1	Match 67 09:52 am 6 Rory McIlroy, NIR 18 Brian Harman, USA 5 and 3 Match 68 10:03 am 44 Jhonattan Vegas, VEN 57 Peter Uihlein, USA 4 and 3	Match 47 12:04 pm 6 Rory McIlroy, NIR 44 Jhonattan Vegas, VEN 2 and 1 Match 48 12:15 pm 18 Brian Harman, USA 57 Peter Uihlein, USA 3 and 2	Match 23 01:32 pm 6 Rory McIlroy, NIR 1 Up Match 24 01:43 pm 18 Brian Harman, USA 44 Jhonattan Vegas, VEN Halved
11	Match for Third Place 2 Justin Thomas, USA	Match 109 09:00 am 35 Bubba Watson, USA 5 and 3	Match 105 12:25 pm 35 Bubba Watson, USA 2 and 1	Match 97 07:30 am 35 Bubba Watson, USA 2 and 1	Match 65 09:30 am 11 Marc Leishman, AUS 23 Branden Grace, RSA Halved Match 66 09:41 am 35 Bubba Watson, USA 64 Julian Suri, USA Halved	Match 45 11:42 am 11 Marc Leishman, AUS 35 Bubba Watson, USA 3 and 2 Match 46 11:53 am 23 Branden Grace, RSA 64 Julian Suri, USA 2 and 1	Match 21 01:10 pm 11 Marc Leishman, AUS 3 and 2 Match 22 01:21 pm 23 Branden Grace, RSA 35 Bubba Watson, USA 5 and 3

# 2017 Dell Technologies Match Play



# 2016 Dell Match Play

GROUP STAGE

ROUND OF 16

QUARTERFINAL

SEMIFINAL

CHAMPIONSHIP

SEMIFINAL

QUARTERFINAL

ROUND OF 16

GROUP STAGE

Group 1	
Jordan Spieth (1)	Jason Day (2)
Justin Thomas (21)	Paul Casey (23)
Victor Dubuisson (39)	Thongchai Jaidee (36)
Jamie Donaldson (51)	Graeme McDowell (62)

Group 16	
Louis Oosthuizen (16)	Jason Day (2)
Andy Sullivan (29)	Brandt Snedeker (15)
Bernd Wiesberger (85)	Danny Lee (34)
Matt Jones (61)	Charlie Hoffman (56)

Group 9	
Patrick Reed (9)	Jason Day (2)
Phil Mickelson (17)	Brooks Koepka (18)
Matthew Fitzpatrick (42)	Matt Kuchar (28)
Daniel Berger (53)	Justin Rose (7)

Group 8	
Dustin Johnson (8)	Jason Day (2)
Jimmy Walker (22)	Brooks Koepka (18)
Kiradech Aphibarnrat (37)	Billy Horschel (40)
Robert Streb (49)	Joo Seon Yang (50)

Group 5	
Rickie Fowler (5)	Jason Day (2)
Byeong-Hun An (27)	Bill Haas (30)
Scott Piercy (47)	Chris Wood (41)
Jason Duhner (58)	Thomas Pieters (55)

Group 12	
Hideki Matsuyama (12)	Jason Day (2)
Kevin Kisner (20)	Adam Scott (6)
Soren Kjeldsen (43)	Bill Haas (30)
Rafa Cabrera-Bello (62)	Chris Kirk (54)

Group 13	
Sergio Garcia (13)	Jason Day (2)
Marc Leishman (25)	Zach Johnson (14)
Ryan Moore (45)	Shane Lowry (24)
Lee Westwood (59)	Martin Kaymer (44)

Group 4	
Bubba Watson (4)	Jason Day (2)
J.B. Holmes (21)	Roy McIlroy (3)
Emiliano Grillo (83)	Kevin Na (26)
Patton Kizzire (63)	Smylie Kaufman (46)



2016 Champion



Jason Day (2)

Louis Oosthuizen (16)

Jason Day (2)

Jason Day (2)

Jason Day (2)

Jason Day (2)

Jason Day (2)

Jason Day (2)

Jason Day (2)

3rd Place Match

Rafa Cabrera-Bello

Rafa Cabrera-Bello

Rory McIlroy

Rory McIlroy (3)

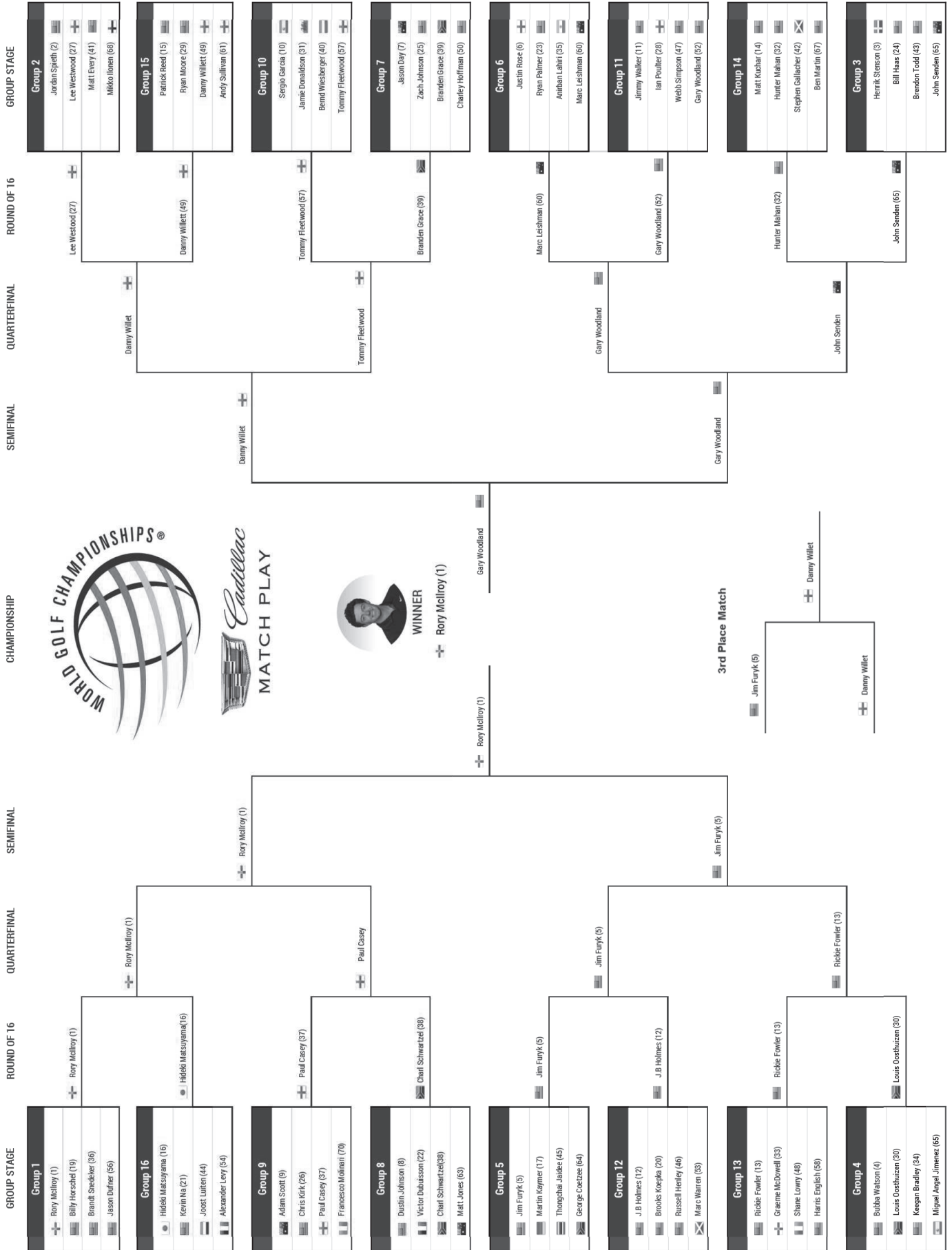
Rory McIlroy (3)

Rory McIlroy (3)


Rory McIlroy (3)




# 2015 Cadillac Match Play




# 2014 Accenture Match Play Championship




# 2013 Accenture Match Play Championship




# 2012 Accenture Match Play Championship




# 2011 Accenture Match Play Championship




# 2010 Accenture Match Play Championship



# 2009 Accenture Match Play Championship




# 2008 Accenture Match Play Championship







# 2007 Accenture Match Play Championship



# 2006 Accenture Match Play Championship




# 2005 Accenture Match Play Championship




# 2004 Accenture Match Play Championship



# 2003 Accenture Match Play Championship




# 2002 Accenture Match Play Championship



# 2001 Accenture Match Play Championship




# 2000 Accenture Match Play Championship





# 1999 Accenture Match Play Championship



# 2018 Mexico Championship Media Facts

**EVENT:** World Golf Championships-Mexico Championship (WGC-Mexico Championship on second reference).

The WGC-Mexico Championship is one of four World Golf Championships sanctioned and organized by the operational committee of the International Federation of PGA Tours, which includes the Asian Tour, European Tour, Japan Golf Tour, PGA TOUR, PGA Tour of Australasia and Sunshine Tour. In addition to the WGC-Mexico Championship, the other World Golf Championships include the Dell Technologies Match Play (Texas, USA), the Bridgestone Invitational (Ohio, USA) and the HSBC Champions (China).



**CHARITY:** The WGC-Mexico Championship has generated more than \$13.5 million for charity since its inception. The World Golf Championships as a whole have generated more than \$60 million for charitable causes since the series began in 1999.

**DATE:** February 28 - March 4, 2018

**2018 CHAMPION:** Phil Mickelson, 268, 16-under (third World Golf Championships victory)

**SITE:** Club de Golf Chapultepec, Mexico City, Mexico

Mexico has a strong history with professional golf and currently features the PGA TOUR's OHL Classic at Mayakoba. In addition, the Web.com Tour's El Bosque Mexico Championship in Guanajuato and three PGA TOUR Latinoamérica events – PTLA Qualifying Tournament - Mexico, San Luis Championship, DEV SERIES FINAL– are currently held in Mexico. Since 1994, the country has hosted more than 70 tournaments on professional golf tours, including the 2002 World Cup of Golf in Puerto Vallarta after it became a World Golf Championships event. Japan's team of Toshi Izawa and Shigeki Maruyama claimed that title by two strokes over Phil Mickelson and David Toms of the United States. It was the fourth World Cup held in Mexico, the previous three occurring in 1958 and 1967 in Mexico City and in 1982 in Acapulco.

**ARCHITECT:** Willie and Alex Smith - 1921  
Redesign, Percy Clifford - 1972

**PAR/YARDAGE:** Par: 35-36=71/7,345

**FORMAT:** Four-day, 72-hole stroke-play competition; no cut

**PURSE:** \$10 million (US); \$1.7 million to the winner  
Prize money will be considered official on each player's home Tour

**ELIGIBILITY:** Estimated field size - 75 players

- The top-ranked native born Mexican player from the Official World Golf Ranking, as of February 19, 2018
- The top 50 players, including any players tied for 50th place, from the Official World Golf Ranking as of February 19, 2018.
- The top 50 players, including any players tied for 50th place, from the Official World Golf Ranking as of February 26, 2018.
- The top 30 players from the final 2017 FedExCup Points List.
- The top 10 players from the FedExCup Points List as of February 26, 2018.
- The top 20 players from the final 2017 European Tour Order of Merit.
- The top 10 players from the European Tour Order of Merit as of February 19, 2018.
- The top 2 players from the final 2017 Japan Golf Tour Order of Merit.
- The top 2 players from the final 2017 Australasian Tour Order of Merit.
- The top 2 players from the final 2017 Sunshine Tour Order of Merit.
- The top 2 players from the final 2017 Asian Tour Order of Merit.

## 2018 Mexico Championship Media Facts (cont.)

**LISTINGS:** The WGC-Mexico Championship is broadcast to more than 1 billion households in 227 countries and territories in 32 languages.

Thursday - Friday	2-7 p.m. ET	Golf Channel		
Saturday	12-3 p.m. ET	Golf Channel	3-6 p.m.ET	NBC
Sunday	12-2 p.m. ET	Golf Channel	2-6 p.m.ET	NBC

**TROPHY:** Gene Sarazen Cup

**WEBSITES:** [www.worldgolfchampionships.com](http://www.worldgolfchampionships.com)

**TICKETS:** Tickets may be purchased by visiting [worldgolfchampionships.com](http://worldgolfchampionships.com).

### ABOUT

**GRUPO SALINAS:** Grupo Salinas is composed of dynamic, fast-growing, and technologically advanced companies focused on creating shareholder value and improving society through excellence. Grupo Salinas promotes economic development in the countries where it operates by making technology accessible to all levels of society.

Created by entrepreneur Ricardo B. Salinas, Grupo Salinas operates as a forum to develop entrepreneurial ability and support decision-making among the executives who lead Group's member firms: TV Azteca, Azteca America, Grupo Elektra, Banco Azteca, Seguros Azteca, Afore Azteca, Advance America, Italika, Punto Casa de Bolsa, Azteca Internet, Totalplay and Enlace.

Grupo Salinas companies generate annual revenue of approximately US\$5 billion and US\$1.3 billion in EBITDA in the media, retail, financial services, telecommunications and Internet industries. Grupo Salinas companies operate in Mexico, the United States, Colombia, El Salvador, Guatemala, Honduras, Peru, and Panama.

### UMBRELLA

**SPONSORS:** Grupo Salinas, Dell, Bridgestone, HSBC

**SOCIAL MEDIA:** [www.facebook.com/WGCMexicoChampionship](http://www.facebook.com/WGCMexicoChampionship)  
Twitter: @WGCMexico  
Instagram: @WGCMexico

### CHAMPIONSHIP

**OFFICE:** World Golf Championships - Mexico Championship  
Club de Golf Chapultepec  
Av. Del Conscripto No. 425  
53900 Naucalpan  
Estado de Mexico

**MEDIA CONTACTS:** Michael Baliker, Communications Manager, PGA TOUR  
904-273-7664, [michaelbaliker@pgatourhq.com](mailto:michaelbaliker@pgatourhq.com)  
Luciano Pascoe R., General Director of Editorial Strategy, Grupo Salinas,  
+52 (551)720-1313, [lpascoe@gruposalinas.com.mx](mailto:lpascoe@gruposalinas.com.mx)

# 2018 Mexico Championship

Club de Golf Chapultepec, Mexico City, Mexico Purse: \$10,000,000 Par/Yards: 35-36—71/7,330 Feb. 26 - March 4

LEADERS		First Round	Second Round	Third Round
	Louis Oosthuizen	64 (-7)	Shubhankar Sharma	131 (-11)
	Chris Paisley	65 (-6)	Rafa Cabrera Bello	133 (-9)
	Xander Schauffele	65 (-6)	Sergio Garcia	133 (-9)
	Shubhankar Sharma	65 (-6)	Xander Schauffele	133 (-9)
	Kiradech Aphibarnrat	66 (-5)	Kiradech Aphibarnrat	135 (-7)
	Rafa Cabrera Bello	66 (-5)	Brian Harman	135 (-7)
	<b>Phil Mickelson</b>	<b>69 (-2)</b>	Dustin Johnson	135 (-7)
			Louis Oosthuizen	135 (-7)
			Pat Perez	135 (-7)
			Brendan Steele	135 (-7)
			Bubba Watson	135 (-7)
			<b>Phil Mickelson</b>	<b>137 (-5)</b>
			Shubhankar Sharma	200 (-13)
			Rafa Cabrera Bello	202 (-11)
			Sergio Garcia	202 (-11)
			Tyrrell Hatton	202 (-11)
			<b>Phil Mickelson</b>	<b>202 (-11)</b>



**CUT:** No cut. All 64 professionals completed 72 holes.

**WEATHER:** Thursday: Partly cloudy. High of 79. Wind NE 6-12 mph, with gusts to 20 mph. Friday: Mostly sunny. High of 77. Wind ENE 5-10 mph. Saturday: Mostly sunny. High of 78. Wind ENE 5-10 mph. Sunday: Mostly sunny. High of 79. Wind ENE 5-10 mph.

**Winner: Phil Mickelson 69-68-65-66 268 (-16) 550pts. \$1,700,000**

Phil Mickelson	1	69-68-65-66	268	\$1,700,000.00	Kevin Chappell	T30	73-70-72-67	282	\$81,428.57
Justin Thomas	2	72-70-62-64	268	1,072,000.00	Matthew Fitzpatrick	T30	71-69-74-68	282	81,428.57
Rafa Cabrera Bello	T3	66-67-69-67	269	510,500.00	Branden Grace	T30	72-69-73-68	282	81,428.57
Tyrrell Hatton	T3	70-68-64-67	269	510,500.00	Bernd Wiesberger	T30	73-71-72-66	282	81,428.57
Kiradech Aphibarnrat	T5	66-69-71-65	271	330,500.00	Rickie Fowler	T37	68-70-70-75	283	73,000.00
Brian Harman	T5	68-67-68-68	271	330,500.00	Marc Leishman	T37	69-68-69-77	283	73,000.00
Sergio Garcia	T7	68-65-69-70	272	239,750.00	Joost Luiten	T37	72-71-68-72	283	73,000.00
Dustin Johnson	T7	69-66-68-69	272	239,750.00	Chris Paisley	T37	65-75-71-72	283	73,000.00
Adam Hadwin	T9	70-71-67-66	274	182,000.00	Thomas Pieters	T37	69-68-74-72	283	73,000.00
Shubhankar Sharma	T9	65-66-69-74	274	182,000.00	Patrick Reed	T37	72-74-68-69	283	73,000.00
Bubba Watson	T9	69-66-72-67	274	182,000.00	Justin Rose	T37	71-72-73-67	283	73,000.00
Paul Casey	T12	73-68-68-66	275	150,500.00	Webb Simpson	T37	72-70-73-68	283	73,000.00
Patton Kizzire	T12	69-69-71-66	275	150,500.00	Peter Uihlein	T37	74-72-70-67	283	73,000.00
Daniel Berger	T14	69-68-72-67	276	126,500.00	Ross Fisher	T46	71-68-69-76	284	67,500.00
Tommy Fleetwood	T14	72-71-67-66	276	126,500.00	Yuta Ikeda	T46	73-74-68-69	284	67,500.00
Alex Noren	T14	69-70-71-66	276	126,500.00	David Lipsky	T48	70-71-71-73	285	65,500.00
Jordan Spieth	T14	70-67-69-70	276	126,500.00	Charl Schwartzel	T48	71-69-70-75	285	65,500.00
Adam Bland	T18	70-67-71-69	277	114,500.00	Wade Ormsby	T50	79-67-69-71	286	63,500.00
Xander Schauffele	T18	65-68-70-74	277	114,500.00	Gary Woodland	T50	74-71-73-68	286	63,500.00
Charley Hoffman	T20	70-66-70-72	278	104,300.00	Abraham Ancer	T52	71-76-71-69	287	61,500.00
Pat Perez	T20	68-67-68-75	278	104,300.00	Chez Reavie	T52	72-73-68-74	287	61,500.00
Jon Rahm	T20	67-71-70-70	278	104,300.00	Satoshi Kodaira	54	72-73-73-70	288	60,000.00
Brendan Steele	T20	69-66-71-72	278	104,300.00	Jason Dufner	T55	72-72-68-79	291	58,000.00
Jhonattan Vegas	T20	70-68-69-71	278	104,300.00	Paul Dunne	T55	73-75-72-71	291	58,000.00
Francesco Molinari	T25	71-70-70-68	279	95,250.00	Dylan Frittelli	T55	73-70-71-77	291	58,000.00
Kyle Stanley	T25	71-65-71-72	279	95,250.00	Russell Henley	T58	69-69-75-79	292	55,500.00
Jorge Campillo	T27	72-71-69-68	280	91,000.00	Matt Kuchar	T58	74-74-73-71	292	55,500.00
Tony Finau	T27	68-70-68-74	280	91,000.00	Yusaku Miyazato	T60	77-72-74-70	293	53,500.00
Kevin Kisner	29	70-71-66-74	281	88,000.00	Brandon Stone	T60	75-76-71-71	293	53,500.00
Louis Oosthuizen	T30	64-71-76-71	282	81,428.57	Brett Rumford	62	78-74-72-73	297	52,500.00
Dean Burmester	T30	73-70-74-65	282	81,428.57	HaoTong Li	63	73-79-73-73	298	52,000.00
Patrick Cantlay	T30	70-75-71-66	282	81,428.57	Gavin Kyle Green	64	78-73-74-74	299	51,500.00

# 2017 Mexico Championship

Club de Golf Chapultepec, Mexico City, Mexico Purse: \$9,750,000 Par/Yards: 35-36—71/7,330 Feb. 27 - March 5

LEADERS		First Round	Second Round	Third Round
	Ross Fisher	67 (-4)	Rory McIlroy	133 (-9)
	Phil Mickelson	67 (-4)	Ross Fisher	135 (-7)
	Ryan Moore	67 (-4)	Phil Mickelson	135 (-7)
	Jon Rahm	67 (-4)	Justin Thomas	135 (-7)
	Jimmy Walker	67 (-4)	Daniel Berger	136 (-6)
	Lee Westwood	67 (-4)	<b>Dustin Johnson</b>	<b>136 (-6)</b>
	<b>Dustin Johnson</b>	<b>70 (-1)</b>	Andy Sullivan	136 (-6)
				Justin Thomas
				<b>Dustin Johnson</b>
				Rory McIlroy
				Phil Mickelson
				Jon Rahm
				Lee Westwood



**CUT:** No cut. 76 of 77 professionals completed 72 holes.

**WEATHER:** Thursday: Partly cloudy, with a high of 75. Wind NE 8-20 mph. Friday: Partly cloudy, with a high of 72. Wind NW 8-15 mph. Saturday: Partly cloudy, with a high of 75. Wind NE 8-20 mph. Sunday: Partly cloudy, with a high of 72. Wind ENE 6-12 mph.

**Winner: Dustin Johnson 70-66-66-68 270 (-14) 550pts. \$1,660,000**

Dustin Johnson	1	70-66-66-68	270	\$1,660,000.00	Justin Rose	T38	70-72-71-71	284	\$64,000.00
Tommy Fleetwood	2	69-70-66-66	271	1,045,000.00	Charl Schwartzel	T38	71-68-70-75	284	64,000.00
Ross Fisher	T3	67-68-72-65	272	497,000.00	Jhonattan Vegas	T38	69-74-68-73	284	64,000.00
Jon Rahm	T3	67-70-67-68	272	497,000.00	Bubba Watson	T38	73-72-68-71	284	64,000.00
Thomas Pieters	T5	68-69-68-68	273	312,500.00	Gary Woodland	T38	73-67-74-70	284	64,000.00
Justin Thomas	T5	69-66-66-72	273	312,500.00	Roberto Castro	T45	69-68-74-74	285	59,000.00
Phil Mickelson	T7	67-68-68-71	274	211,666.67	Adam Scott	T45	73-76-68-68	285	59,000.00
Brandt Snedeker	T7	75-68-66-65	274	211,666.67	Bernd Wiesberger	T45	73-70-71-71	285	59,000.00
Rory McIlroy	T7	68-65-70-71	274	211,666.66	Byeong Hun An	T48	73-66-71-76	286	55,500.00
Tyrrell Hatton	10	70-67-68-70	275	166,000.00	Brooks Koepka	T48	76-69-68-73	286	55,500.00
Kevin Kisner	11	72-68-68-68	276	154,000.00	Louis Oosthuizen	T48	73-72-73-68	286	55,500.00
Sergio Garcia	T12	68-71-68-70	277	131,250.00	Brendan Steele	T48	74-71-70-71	286	55,500.00
J.B. Holmes	T12	69-68-69-71	277	131,250.00	Emiliano Grillo	T52	72-77-69-69	287	52,000.00
Jordan Spieth	T12	71-72-63-71	277	131,250.00	Mike Hendry	T52	71-74-73-69	287	52,000.00
Fabrizio Zanotti	T12	68-69-72-68	277	131,250.00	Kevin Na	T52	75-70-70-72	287	52,000.00
Daniel Berger	T16	70-66-70-72	278	105,125.00	Sam Braziel	T55	75-68-70-75	288	50,000.00
Paul Casey	T16	74-71-67-66	278	105,125.00	Kevin Chappell	T55	71-77-71-69	288	50,000.00
Matthew Fitzpatrick	T16	71-67-72-68	278	105,125.00	Alexander Noren	T55	76-71-72-69	288	50,000.00
Rickie Fowler	T16	69-69-73-67	278	105,125.00	Marcus Fraser	T58	71-70-73-75	289	48,500.00
Francesco Molinari	T20	71-72-70-66	279	91,333.34	Jim Furyk	T58	77-71-70-71	289	48,500.00
Matt Kuchar	T20	68-71-67-73	279	91,333.33	Zach Johnson	T58	75-69-70-75	289	48,500.00
Andy Sullivan	T20	71-65-72-71	279	91,333.33	Yuta Ikeda	T61	75-74-72-69	290	47,250.00
Jason Dufner	T23	70-70-72-68	280	86,000.00	Patrick Reed	T61	71-76-72-71	290	47,250.00
Martin Kaymer	T23	70-67-75-68	280	86,000.00	David Lipsky	T63	73-73-75-70	291	46,625.00
Joost Luiten	T25	71-67-71-72	281	81,000.00	Thorbjorn Olesen	T63	73-77-68-73	291	46,625.00
Hideki Matsuyama	T25	72-72-66-71	281	81,000.00	Scott Hend	T65	76-71-73-73	293	46,125.00
Jimmy Walker	T25	67-74-68-72	281	81,000.00	Sean O'Hair	T65	71-71-75-76	293	46,125.00
William McGirt	T28	72-67-71-72	282	75,625.00	Roberto Diaz	T67	71-76-71-76	294	45,625.00
Ryan Moore	T28	67-73-69-73	282	75,625.00	Brandon Stone	T67	76-73-75-70	294	45,625.00
Lee Westwood	T28	67-71-66-78	282	75,625.00	Danny Willett	69	76-72-72-75	295	45,250.00
Chris Wood	T28	68-73-71-70	282	75,625.00	Russell Knox	70	73-74-68-81	296	45,000.00
Branden Grace	T32	73-69-68-73	283	70,500.00	Jeunghun Wang	71	73-77-74-73	297	44,750.00
Bill Haas	T32	70-69-75-69	283	70,500.00	Si Woo Kim	T72	71-75-77-76	299	44,250.00
Mackenzie Hughes	T32	70-70-73-70	283	70,500.00	Pablo Larrazabal	T72	73-73-75-78	299	44,250.00
Soren Kjeldsen	T32	75-71-71-66	283	70,500.00	Richard Sterne	T72	76-79-72-72	299	44,250.00
Scott Piercy	T32	72-73-72-66	283	70,500.00	Matthew Griffin	75	78-77-77-71	303	43,750.00
Hideki Tanihara	T32	75-67-67-74	283	70,500.00	K.T. Kim	76	78-75-76-77	306	43,500.00
Rafa Cabrera Bello	T38	72-69-71-72	284	64,000.00	Henrik Stenson	W/D			
Pat Perez	T38	68-71-74-71	284	64,000.00					

# 2016 Cadillac Championship

Trump National Doral, Miami, FL

Purse: \$9,500,000

Par/Yards: 36-36—72/7,528

February 29-March 6, 2016

LEADERS		First Round	Second Round	Third Round
Marcus Fraser	.....	66 (-6)	<b>Adam Scott</b> .....	204 (-12)
Scott Piercy	.....	66 (-6)	Dustin Johnson .....	207 (-9)
Phil Mickelson	.....	67 (-5)	Rory McIlroy .....	<b>Adam Scott</b> .....
Jason Dufner	.....	68 (-4)	Danny Willett .....	209 (-7)
Charley Hoffman	.....	68 (-4)	Charley Hoffman .....	Bubba Watson .....
<b>Adam Scott</b>	.....	<b>68 (-4)</b>	Bubba Watson .....	Danny Willett .....
Danny Willett	.....	68 (-4)		



**CUT:** No Cut. 65 of 66 players completed 72 holes.

**WEATHER:** Thursday: Cloudy skies with temperatures in the low-80s. Wind SW at 8-15 mph. Friday: Partly cloudy skies with temperatures in the mid-80s. Wind W at 8-15 mph. Saturday: Partly cloudy skies with cooler temperatures reaching the upper-70s. Wind E at 10-20 mph. Sunday: Mostly sunny skies with temperatures in the low-80s. Wind N increased 15-25 mph in the afternoon.

**Winner: Adam Scott 68-66-73-69 276 \$1,620,000**

Adam Scott	..... 1	68-66-73-69	276	\$1,620,000.00	Graeme McDowell	..... T28	74-71-70-75	290	\$79,428.57
Bubba Watson	..... 2	69-69-71-68	277	1,018,000.00	Jamie Donaldson	..... T35	70-72-76-74	292	72,500.00
Rory McIlroy	..... T3	71-65-68-74	278	483,000.00	Matthew Fitzpatrick	..... T35	76-71-72-73	292	72,500.00
Danny Willett	..... T3	68-69-72-69	278	483,000.00	Shane Lowry	..... T35	71-73-75-73	292	72,500.00
Phil Mickelson	..... 5	67-72-70-70	279	342,000.00	Hideki Matsuyama	..... T35	70-81-68-73	292	72,500.00
Jimmy Walker	..... 6	69-72-73-66	280	280,000.00	Kevin Na	..... T35	72-72-75-73	292	72,500.00
Paul Casey	..... 7	71-68-75-68	282	240,000.00	Justin Thomas	..... T35	75-66-78-73	292	72,500.00
Rickie Fowler	..... T8	70-71-71-71	283	197,500.00	Billy Horschel	..... 41	72-71-75-75	293	69,000.00
Smylie Kaufman	..... T8	71-70-71-71	283	197,500.00	Ross Fisher	..... T42	76-70-72-76	294	66,000.00
Harris English	..... 10	71-70-71-72	284	165,000.00	Martin Kaymer	..... T42	76-71-71-76	294	66,000.00
Rafa Cabrera Bello	..... T11	73-71-67-74	285	145,000.00	K.T. Kim	..... T42	71-74-75-74	294	66,000.00
Jason Dufner	..... T11	68-72-77-68	285	145,000.00	Danny Lee	..... T42	71-71-72-80	294	66,000.00
Sergio Garcia	..... T11	73-71-67-74	285	145,000.00	Chris Wood	..... T42	72-69-79-74	294	66,000.00
Dustin Johnson	..... T14	72-64-71-79	286	120,000.00	Emiliano Grillo	..... T47	76-72-72-75	295	62,500.00
Louis Oosthuizen	..... T14	74-70-69-73	286	120,000.00	Zach Johnson	..... T47	71-73-71-80	295	62,500.00
Bernd Wiesberger	..... T14	72-69-74-71	286	120,000.00	Kiradech Aphibamrat	..... T49	75-71-71-79	296	60,000.00
Scott Piercy	..... T17	66-77-70-74	287	102,166.67	Bill Haas	..... T49	74-74-72-76	296	60,000.00
Justin Rose	..... T17	75-73-72-67	287	102,166.67	David Lingmerth	..... T49	74-72-75-75	296	60,000.00
Jordan Spieth	..... T17	69-72-73-73	287	102,166.67	Byeong-Hun An	..... T52	74-73-75-75	297	56,500.00
Andy Sullivan	..... T17	71-70-73-73	287	102,166.67	Victor Dubuisson	..... T52	73-72-80-72	297	56,500.00
Charley Hoffman	..... T17	68-70-74-75	287	102,166.66	Patrick Reed	..... T52	77-74-74-72	297	56,500.00
Charl Schwartzel	..... T17	73-67-72-75	287	102,166.66	Robert Streb	..... T52	72-73-73-79	297	56,500.00
Jason Day	..... T23	72-74-71-71	288	91,000.00	Nathan Holman	..... 56	82-70-73-73	298	54,000.00
Branden Grace	..... T23	73-73-74-68	288	91,000.00	George Coetzee	..... 57	72-76-76-75	299	53,000.00
Kevin Kisner	..... T23	75-69-72-72	288	91,000.00	Fabian Gomez	..... 58	75-72-78-75	300	52,000.00
Brooks Koepka	..... T23	71-71-74-72	288	91,000.00	J.B. Holmes	..... 59	77-72-72-80	301	51,000.00
Russell Knox	..... 27	71-71-72-75	289	86,000.00	Marcus Fraser	..... 60	66-77-80-79	302	50,500.00
Henrik Stenson	..... T28	71-71-76-72	290	79,428.58	Yusaku Miyazato	..... T61	76-73-74-80	303	49,750.00
Daniel Berger	..... T28	75-71-70-74	290	79,428.57	Jordan Zunic	..... T61	75-74-75-79	303	49,750.00
Soren Kjeldsen	..... T28	72-72-74-72	290	79,428.57	Scott Hend	..... 63	75-76-80-79	310	49,000.00
Matt Kuchar	..... T28	70-78-70-72	290	79,428.57	Kristoffer Broberg	..... 64	83-73-80-75	311	48,500.00
Anirban Lahiri	..... T28	70-70-71-79	290	79,428.57	Steven Bowditch	..... 65	81-80-80-84	325	48,000.00
Marc Leishman	..... T28	73-73-69-75	290	79,428.57					

# 2015 Cadillac Championship

Trump National Doral, Miami, FL

Purse: \$9,250,000 Par/Yards: 36-36—72/7,528 March 2-8, 2015

LEADERS		First Round	Second Round	Third Round				
J.B. Holmes	.....	62 (-10)	J.B. Holmes	.....	135 (-9)	J.B. Holmes	.....	205 (-11)
Ryan Moore	.....	66 (-6)	Ryan Moore	.....	137 (-7)	<b>Dustin Johnson</b>	.....	<b>210 (-6)</b>
Rickie Fowler	.....	68 (-4)	Adam Scott	.....	138 (-6)	Bubba Watson	.....	210 (-6)
<b>Dustin Johnson</b>	.....	<b>68 (-4)</b>	Henrik Stenson	.....	140 (-4)	Ryan Moore	.....	211 (-5)
Alexander Levy	.....	68 (-4)	Bubba Watson	.....	140 (-4)	Bill Haas	.....	212 (-4)
			<b>Dustin Johnson</b>	.....	<b>141 (-3)</b>	Louis Oosthuizen	.....	212 (-4)
						Henrik Stenson	.....	212 (-4)



**CUT:** No Cut. 73 of 74 players completed 72 holes.

**WEATHER:** Thursday: Partly cloudy skies and warm temperatures in the mid-80s. SE wind at 15-25 mph in the morning, gradually diminishing in the afternoon. Friday: Partly cloudy. High of 85. Wind E at 6-12 mph. Saturday: Cloudy, with occasional showers. Temperature in the 80s, with NE wind at 10-20 mph. Sunday: Mostly cloudy. High of 79. ENE wind at 15-25 mph.

**Winner: Dustin Johnson 68-73-69-69 279 \$1,570,000**

Dustin Johnson	.....	1	68-73-69-69	279	\$1,570,000.00	Keegan Bradley	.....	T38	73-74-75-70	292	\$65,500.00
J.B. Holmes	.....	2	62-73-70-75	280	930,000.00	Paul Casey	.....	T38	75-73-72-72	292	65,500.00
Bubba Watson	.....	3	71-69-70-71	281	540,000.00	Charley Hoffman	.....	T38	70-74-72-76	292	65,500.00
Adam Scott	.....	T4	70-68-75-71	284	365,000.00	Alexander Levy	.....	T38	68-73-79-72	292	65,500.00
Henrik Stenson	.....	T4	69-71-72-72	284	365,000.00	Marcel Siem	.....	T38	78-72-75-67	292	65,500.00
Louis Oosthuizen	.....	6	71-74-67-73	285	270,000.00	Cameron Tringale	.....	T38	73-74-72-73	292	65,500.00
Bill Haas	.....	T7	74-73-65-74	286	215,000.00	Jamie Donaldson	.....	T44	70-72-76-75	293	61,500.00
Webb Simpson	.....	T7	74-69-70-73	286	215,000.00	Charl Schwartzel	.....	T44	71-72-75-75	293	61,500.00
Kevin Na	.....	T9	74-71-71-71	287	163,333.34	Sangmoon Bae	.....	T46	75-71-73-75	294	59,000.00
Rory McIlroy	.....	T9	73-70-72-72	287	163,333.33	Billy Horschel	.....	T46	72-75-75-72	294	59,000.00
Ryan Moore	.....	T9	66-71-74-76	287	163,333.33	Joost Luiten	.....	T46	79-69-73-73	294	59,000.00
Rickie Fowler	.....	T12	68-77-71-72	288	123,000.00	Greg Chalmers	.....	T49	77-72-73-73	295	55,000.00
Jim Furyk	.....	T12	70-73-76-69	288	123,000.00	Luke Donald	.....	T49	72-76-74-73	295	55,000.00
Ryan Palmer	.....	T12	71-70-74-73	288	123,000.00	Jason Dufner	.....	T49	79-71-71-74	295	55,000.00
Lee Westwood	.....	T12	71-72-70-75	288	123,000.00	Zach Johnson	.....	T49	76-73-73-73	295	55,000.00
Danny Willett	.....	T12	73-76-71-68	288	123,000.00	Ian Poulter	.....	T49	74-78-71-72	295	55,000.00
Morgan Hoffmann	.....	T17	73-71-71-74	289	97,500.00	Branden Grace	.....	54	75-74-72-75	296	52,000.00
Brooks Koepka	.....	T17	69-74-73-73	289	97,500.00	Justin Rose	.....	55	73-74-73-77	297	51,000.00
Shane Lowry	.....	T17	71-74-70-74	289	97,500.00	Russell Henley	.....	T56	74-74-72-78	298	48,000.00
Brandt Snedeker	.....	T17	74-73-70-72	289	97,500.00	Chris Kirk	.....	T56	76-77-73-72	298	48,000.00
Jordan Spieth	.....	T17	75-69-73-72	289	97,500.00	Graeme McDowell	.....	T56	73-73-75-77	298	48,000.00
Marc Warren	.....	T17	73-75-69-72	289	97,500.00	Alexander Noren	.....	T56	73-77-74-74	298	48,000.00
Thomas Aiken	.....	T23	78-69-72-71	290	83,000.00	Robert Streb	.....	T56	72-80-72-74	298	48,000.00
Ross Fisher	.....	T23	78-71-69-72	290	83,000.00	Geoff Ogilvy	.....	61	74-76-74-75	299	45,500.00
Mikko Ilonen	.....	T23	78-72-67-73	290	83,000.00	Victor Dubuisson	.....	T62	72-73-70-85	300	44,750.00
Matt Kuchar	.....	T23	73-75-70-72	290	83,000.00	Steven Jeffress	.....	T62	75-74-78-73	300	44,750.00
Hideki Matsuyama	.....	T23	76-72-72-70	290	83,000.00	David Lipsky	.....	T62	74-73-76-77	300	44,750.00
Patrick Reed	.....	T23	71-73-71-75	290	83,000.00	Hunter Mahan	.....	65	75-79-74-74	302	44,250.00
Brendon Todd	.....	T23	72-73-72-73	290	83,000.00	Stephen Gallacher	.....	T66	84-72-78-69	303	43,875.00
Gary Woodland	.....	T23	70-74-76-70	290	83,000.00	Danie van Tonder	.....	T66	74-74-75-80	303	43,875.00
Jason Day	.....	T31	76-74-70-71	291	72,000.00	Koumei Oda	.....	68	74-78-73-79	304	43,500.00
Sergio Garcia	.....	T31	73-69-71-78	291	72,000.00	Thongchai Jaidee	.....	69	80-73-76-76	305	43,250.00
Martin Kaymer	.....	T31	71-76-71-73	291	72,000.00	Gary Stal	.....	70	75-79-77-75	306	43,000.00
Phil Mickelson	.....	T31	74-74-71-72	291	72,000.00	Tommy Fleetwood	.....	T71	77-77-73-80	307	42,625.00
John Senden	.....	T31	73-70-74-74	291	72,000.00	Anirban Lahiri	.....	T71	80-76-74-77	307	42,625.00
Jimmy Walker	.....	T31	71-76-70-74	291	72,000.00	Hirofumi Fujita	.....	73	75-83-78-79	315	42,250.00
Bernd Wiesberger	.....	T31	74-74-71-72	291	72,000.00						

# 2014 Cadillac Championship

Trump National Doral, Miami, FL

Purse: \$9,000,000 Par/Yards: 36-36—72/7,481 March 3-9, 2014

LEADERS	First Round	Second Round	Third Round
	<b>Patrick Reed ..... 68 (-4)</b>	Dustin Johnson..... 143 (-1)	<b>Patrick Reed ..... 212 (-4)</b>
	Jason Dufner..... 69 (-3)	Matt Kuchar..... 143 (-1)	Jason Dufner..... 214 (-2)
	Harris English..... 69 (-3)	Hunter Mahan..... 143 (-1)	Hunter Mahan..... 214 (-2)
	Dustin Johnson..... 69 (-3)	<b>Patrick Reed ..... 143 (-1)</b>	Jamie Donaldson..... 215 (-1)
	Matt Kuchar..... 69 (-3)	Jamie Donaldson..... 144 (0)	Tiger Woods..... 215 (-1)
	Hunter Mahan..... 69 (-3)	Graeme McDowell..... 144 (0)	
	Francesco Molinari..... 69 (-3)	Rory McIlroy..... 144 (0)	
		Francesco Molinari..... 144 (0)	

**CUT:** No cut. 67 of 68 players completed 72 holes.

**WEATHER:** Thursday: Mostly cloudy. Temperatures in the low-to-mid 80s. Wind S at 15-20, gusting to 30 mph. Play suspended due to strong thunderstorms at 2:22 p.m. The peak wind gust was 40 mph and the course received .25 inches of rain. Play resumed at 4:46 p.m., and officials suspended play at 5:57 p.m. due to darkness. The six players in the two lead groups (off No. 1 and 10 tees) were the only ones to complete their rounds. Friday: The first round resumed at 8:45 a.m., with the second round resuming as scheduled. Partly cloudy and windy. Wind W at 15-20 mph, gusting to 36 mph. High of 77. Saturday: Sunny. High of 79. Wind NW shifting E at 5-10 mph. Sunday: Partly cloudy. High of 77. Wind E at 5-10 mph.



**Winner: Patrick Reed 68-75-69-72 284 \$1,530,000.00**

Patrick Reed ..... 1	68-75-69-72	284	\$1,530,000.00	Hyung-Sung Kim ..... T34	72-74-74-74	294	\$68,500.00
Jamie Donaldson ..... T2	74-70-71-70	285	753,000.00	Hideki Matsuyama ..... T34	72-77-71-74	294	68,500.00
Bubba Watson ..... T2	73-72-72-68	285	753,000.00	Justin Rose ..... T34	74-77-70-73	294	68,500.00
Dustin Johnson ..... T4	69-74-73-72	288	395,000.00	Jordan Spieth ..... T34	73-79-73-69	294	68,500.00
Richard Sterne ..... T4	74-73-70-71	288	395,000.00	Lee Westwood ..... T34	75-79-70-70	294	68,500.00
Thongchai Jaidee ..... T6	73-74-74-68	289	248,333.34	Darren Fichardt ..... T40	73-78-72-72	295	63,500.00
Stephen Gallacher ..... T6	75-75-70-69	289	248,333.33	Branden Grace ..... T40	75-74-69-77	295	63,500.00
Bill Haas ..... T6	73-76-69-71	289	248,333.33	Chris Kirk ..... T40	75-71-76-73	295	63,500.00
Jason Dufner ..... T9	69-77-68-76	290	151,250.00	Louis Oosthuizen ..... T40	72-78-71-74	295	63,500.00
Hunter Mahan ..... T9	69-74-71-76	290	151,250.00	Thomas Bjorn ..... T44	75-75-73-73	296	60,500.00
Graeme McDowell ..... T9	73-71-73-73	290	151,250.00	Rickie Fowler ..... T44	76-75-74-71	296	60,500.00
Charl Schwartzel ..... T9	70-76-76-68	290	151,250.00	Brandt Snedeker ..... 46	73-73-75-76	297	59,000.00
Miguel A. Jimenez ..... T13	70-77-69-75	291	110,000.00	Russell Henley ..... T47	72-78-75-73	298	57,000.00
Matt Kuchar ..... T13	69-74-74-74	291	110,000.00	Webb Simpson ..... T47	80-78-70-70	298	57,000.00
Joost Luiten ..... T13	76-72-71-72	291	110,000.00	Kevin Stadler ..... T47	77-76-72-73	298	57,000.00
Jonas Blixt ..... T16	79-72-75-66	292	90,666.67	Keegan Bradley ..... T50	74-76-75-74	299	54,500.00
George Coetzee ..... T16	74-74-73-71	292	90,666.67	Billy Horschel ..... T50	77-78-71-73	299	54,500.00
Sergio Garcia ..... T16	74-76-73-69	292	90,666.67	Ernie Els ..... T52	75-78-73-74	300	52,500.00
Scott Hend ..... T16	72-76-73-71	292	90,666.67	Ian Poulter ..... T52	71-78-73-78	300	52,500.00
Henrik Stenson ..... T16	73-76-74-69	292	90,666.67	Brendon de Jonge ..... T54	76-79-74-72	301	51,000.00
Gary Woodland ..... T16	72-78-71-71	292	90,666.67	Gonzalo Fdez-Castano ..... T54	77-77-77-70	301	51,000.00
Harris English ..... T16	69-77-74-72	292	90,666.66	Boo Weekley ..... T54	75-75-78-73	301	51,000.00
Zach Johnson ..... T16	70-75-71-76	292	90,666.66	Steve Stricker ..... 57	77-78-71-76	302	50,000.00
Phil Mickelson ..... T16	74-75-69-74	292	90,666.66	Roberto Castro ..... T58	74-78-78-73	303	49,250.00
Luke Donald ..... T25	70-82-72-69	293	76,000.00	Martin Kaymer ..... T58	75-80-73-75	303	49,250.00
Rory McIlroy ..... T25	70-74-75-74	293	76,000.00	Jin Jeong ..... T60	75-75-78-77	305	48,250.00
Francesco Molinari ..... T25	69-75-76-73	293	76,000.00	Matteo Manassero ..... T60	76-76-74-79	305	48,250.00
Ryan Moore ..... T25	70-79-69-75	293	76,000.00	Victor Dubuisson ..... T62	72-81-75-78	306	47,000.00
Adam Scott ..... T25	75-73-72-73	293	76,000.00	Jim Furyk ..... T62	78-77-75-76	306	47,000.00
Kevin Streelman ..... T25	75-74-72-72	293	76,000.00	D.A. Points ..... T62	82-76-74-74	306	47,000.00
Peter Uihlein ..... T25	73-77-71-72	293	76,000.00	Dawie van der Walt ..... 65	81-83-71-75	310	46,000.00
Jimmy Walker ..... T25	73-77-67-76	293	76,000.00	Brett Rumford ..... 66	83-79-77-74	313	45,500.00
Tiger Woods ..... T25	76-73-66-78	293	76,000.00	Kiradech Aphibarnrat ..... 67	74-82-79-79	314	45,000.00
Graham DeLaet ..... T34	78-72-70-74	294	68,500.00				



# 2013 Cadillac Championship

TPC Blue Monster at Doral, Miami, FL

Purse: \$8,750,000 Par/Yards: 36-36—72/7,334 March 4-10, 2013

LEADERS		First Round	Second Round	Third Round
	Sergio Garcia	66 (-6)	<b>Tiger Woods</b> ..... 131 (-13)	<b>Tiger Woods</b> ..... 198 (-18)
	Freddie Jacobson	66 (-6)	Graeme McDowell ..... 133 (-11)	Graeme McDowell ..... 202 (-14)
	Graeme McDowell	66 (-6)	Phil Mickelson ..... 134 (-10)	Phil Mickelson ..... 203 (-13)
	Bubba Watson	66 (-6)	Steve Stricker ..... 134 (-10)	Steve Stricker ..... 203 (-13)
	<b>Tiger Woods</b> .....	<b>66 (-6)</b>	Freddie Jacobson ..... 135 (-9)	Keegan Bradley ..... 205 (-11)
			Bubba Watson ..... 135 (-9)	Sergio Garcia ..... 205 (-11)
				Charl Schwartzel ..... 205 (-11)
				Michael Thompson ..... 205 (-11)



**CUT:** No cut. All 65 players completed 72 holes.

**WEATHER:** Thursday: Sunny. High of 71. Winds NNW at 8-15 mph. Friday: Sunny. High of 76. Winds NNE at 6-12 mph. Saturday: Partly cloudy and breezy. High of 77. Winds NE at 10-20 mph. Sunday: Partly cloudy and breezy. High of 75. Winds E at 15-25 mph.

**Winner: Tiger Woods 66-65-67-71 269 \$1,500,000.00**

Tiger Woods	1	66-65-67-71	269	\$1,500,000.00	Louis Oosthuizen	T33	70-75-69-72	286	\$71,500.00
Steve Stricker	2	67-67-69-68	271	880,000.00	Rickie Fowler	T35	69-69-71-78	287	68,500.00
Sergio Garcia	T3	66-72-67-69	274	417,500.00	Jim Furyk	T35	72-70-72-73	287	68,500.00
Graeme McDowell	T3	66-67-69-72	274	417,500.00	Brian Gay	T35	70-76-69-72	287	68,500.00
Phil Mickelson	T3	67-67-69-71	274	417,500.00	Matt Kuchar	T35	72-72-72-71	287	68,500.00
Adam Scott	T3	72-70-68-64	274	417,500.00	Padraig Harrington	T39	76-72-68-72	288	64,500.00
Keegan Bradley	7	68-68-69-71	276	240,000.00	David Lynn	T39	71-70-76-71	288	64,500.00
Peter Hanson	T8	67-71-70-70	278	163,750.00	Marcel Siem	T39	75-73-70-70	288	64,500.00
Rory McIlroy	T8	73-69-71-65	278	163,750.00	Bo Van Pelt	T39	68-75-71-74	288	64,500.00
Justin Rose	T8	68-72-70-68	278	163,750.00	Luke Donald	T43	70-76-71-72	289	60,500.00
Michael Thompson	T8	69-69-67-73	278	163,750.00	Gonzalo Fdez-Castano	T43	72-70-73-74	289	60,500.00
Jason Dufner	T12	69-69-69-72	279	113,750.00	Bill Haas	T43	72-73-72-72	289	60,500.00
Charles Howell III	T12	68-71-69-71	279	113,750.00	Chris Wood	T43	71-74-71-73	289	60,500.00
Dustin Johnson	T12	68-69-70-72	279	113,750.00	Zach Johnson	T47	71-67-77-75	290	57,500.00
Richard Sterne	T12	70-71-71-67	279	113,750.00	Geoff Ogilvy	T47	69-74-73-74	290	57,500.00
Freddie Jacobson	T16	66-69-71-74	280	98,000.00	Branden Grace	T49	73-74-72-72	291	54,500.00
Charl Schwartzel	T16	71-65-69-75	280	98,000.00	Martin Kaymer	T49	76-68-73-74	291	54,500.00
Nicolas Colsaerts	T18	71-71-67-72	281	93,000.00	Carl Pettersson	T49	71-75-71-74	291	54,500.00
Bubba Watson	T18	66-69-71-75	281	93,000.00	Nick Watney	T49	69-71-77-74	291	54,500.00
Alexander Noren	T20	69-70-72-71	282	88,000.00	George Coetzee	T53	70-69-73-80	292	50,600.00
John Senden	T20	69-69-70-74	282	88,000.00	Stephen Gallacher	T53	74-75-69-74	292	50,600.00
Webb Simpson	T20	72-67-71-72	282	88,000.00	Ryan Moore	T53	73-71-72-76	292	50,600.00
Scott Jamieson	T23	70-69-72-72	283	83,000.00	Thorbjorn Olesen	T53	75-75-70-72	292	50,600.00
Matteo Manassero	T23	71-71-75-66	283	83,000.00	Thaworn Wiratchant	T53	69-69-77-77	292	50,600.00
Hunter Mahan	T25	67-72-71-74	284	79,000.00	Mike Hendry	T58	72-66-78-77	293	48,750.00
Scott Piercy	T25	70-73-69-72	284	79,000.00	Paul Lawrie	T58	78-73-72-70	293	48,750.00
Lee Westwood	T25	73-69-71-71	284	79,000.00	Tim Clark	T60	72-73-71-79	295	47,500.00
Ernie Els	T28	73-69-72-71	285	75,000.00	Marcus Fraser	T60	73-72-77-73	295	47,500.00
Russell Henley	T28	70-72-70-73	285	75,000.00	John Merrick	T60	75-72-72-76	295	47,500.00
John Huh	T28	71-67-71-76	285	5,000.00	Rafael Cabrera Bello	T63	71-74-76-78	299	46,250.00
Francesco Molinari	T28	78-66-72-69	285	75,000.00	Jamie Donaldson	T63	72-77-76-74	299	46,250.00
Ian Poulter	T28	68-70-72-75	285	75,000.00	Robert Garrigus	65	75-75-74-76	300	45,500.00
Jason Day	T33	74-66-75-71	286	71,500.00					

# 2012 Cadillac Championship

TPC Blue Monster at Doral, Miami, FL

Purse: \$8,500,000

Par/Yards: 36-36—72/7,334

March 5-11, 2012

LEADERS		First Round	Second Round	Third Round	
Jason Dufner	66 (-6)	Bubba Watson	132 (-12)	Bubba Watson	199 (-17)
Adam Scott	66 (-6)	<b>Justin Rose</b>	<b>133 (-11)</b>	Keegan Bradley	202 (-14)
Thomas Bjorn	68 (-4)	Adam Scott	134 (-10)	<b>Justin Rose</b>	<b>202 (-14)</b>
Charl Schwartzel	68 (-4)	Peter Hanson	135 (-9)	Peter Hanson	204 (-12)
Aaron Baddeley	69 (-3)	Thomas Bjorn	136 (-8)	Zach Johnson	205 (-11)
Keegan Bradley	69 (-3)	Keegan Bradley	136 (-8)	Matt Kuchar	205 (-11)
Miguel A. Jimenez	69 (-3)				
Juvic Pagunsan	69 (-3)				
Alvaro Quiros	69 (-3)				
<b>Justin Rose</b>	<b>69 (-3)</b>				
Kyle Stanley	69 (-3)				
Steve Stricker	69 (-3)				



**CUT:** No cut. Seventy-two of 74 players completed 72 holes.

**WEATHER:** Thursday: Mostly cloudy and windy. High of 80. Winds E 15-25 mph, with gusts up to 31 mph. Friday: Mostly cloudy and windy. High of 80. Winds E 15-25 mph, with gusts up to 31 mph. Saturday: Partly cloudy with a high of 82. Winds E 10-15 mph. Sunday: Partly cloudy with afternoon showers. High of 80. Winds E 15-25 mph.

**Winner: Justin Rose 69-64-69-70 272 \$1,400,000.00**

Justin Rose	1	69-64-69-70	272	\$1,400,000.00	Nicolas Colsaerts	T35	73-70-70-71	284	\$60,500.00
Bubba Watson	2	70-62-67-74	273	845,000.00	Branden Grace	T35	78-72-64-70	284	60,500.00
Rory McIlroy	3	73-69-65-67	274	516,000.00	Dustin Johnson	T35	75-68-73-68	284	60,500.00
Peter Hanson	T4	70-65-69-71	275	362,500.00	Juvic Pagunsan	T35	69-71-72-72	284	60,500.00
Charl Schwartzel	T4	68-69-70-68	275	362,500.00	Chez Reavie	T35	78-68-67-71	284	60,500.00
Luke Donald	T6	70-68-69-69	276	260,000.00	Webb Simpson	T35	75-66-66-77	284	60,500.00
John Senden	T6	76-67-68-65	276	260,000.00	Darren Clarke	T43	74-74-68-69	285	55,500.00
Keegan Bradley	T8	69-67-66-75	277	165,000.00	Phil Mickelson	T43	72-71-71-71	285	55,500.00
Matt Kuchar	T8	72-67-66-72	277	165,000.00	Rickie Fowler	T45	74-70-72-70	286	52,000.00
Steve Stricker	T8	69-70-69-69	277	165,000.00	Retief Goosen	T45	74-71-71-70	286	52,000.00
Bo Van Pelt	T8	73-65-70-69	277	165,000.00	Miguel A. Jimenez	T45	69-71-73-73	286	52,000.00
Aaron Baddeley	12	69-74-68-67	278	120,000.00	Brandt Snedeker	T45	75-69-70-72	286	52,000.00
Graeme McDowell	T13	75-67-67-70	279	101,000.00	Mark Wilson	T45	72-70-72-72	286	52,000.00
Francesco Molinari	T13	75-68-71-65	279	101,000.00	Hennie Otto	50	73-66-71-77	287	49,000.00
Adam Scott	T13	66-68-74-71	279	101,000.00	Paul Casey	T51	76-71-68-73	288	46,875.00
Johnson Wagner	T13	70-69-67-73	279	101,000.00	Ben Crane	T51	73-71-73-71	288	46,875.00
Charles Howell III	T17	70-67-71-72	280	92,000.00	K.T. Kim	T51	74-72-70-72	288	46,875.00
Zach Johnson	T17	70-68-67-75	280	92,000.00	Kyle Stanley	T51	69-69-76-74	288	46,875.00
Nick Watney	T17	71-73-69-67	280	92,000.00	Gonzalo Fdez-Castano	T55	74-70-73-72	289	45,250.00
Greg Chalmers	T20	71-70-68-72	281	85,000.00	Geoff Ogilvy	T55	73-73-70-73	289	45,250.00
Jason Day	T20	73-67-70-71	281	85,000.00	Jbe' Kruger	T57	72-71-73-74	290	44,250.00
Robert Karlsson	T20	75-68-70-68	281	85,000.00	Alvaro Quiros	T57	69-74-71-76	290	44,250.00
Martin Kaymer	T20	73-64-70-74	281	85,000.00	Y.E. Yang	59	72-67-76-76	291	43,500.00
Thomas Bjorn	T24	68-68-75-71	282	76,000.00	Sergio Garcia	T60	75-74-68-76	293	42,000.00
Marcus Fraser	T24	76-68-69-69	282	76,000.00	Paul Lawrie	T60	70-74-72-77	293	42,000.00
Martin Laird	T24	72-73-66-71	282	76,000.00	Louis Oosthuizen	T60	77-70-74-72	293	42,000.00
Hunter Mahan	T24	71-72-66-73	282	76,000.00	Ian Poulter	T60	76-77-71-69	293	42,000.00
Robert Rock	T24	75-70-68-69	282	76,000.00	Tadahiro Takayama	T60	74-73-75-71	293	42,000.00
Jason Dufner	T29	66-72-73-72	283	67,500.00	Rafael Cabrera Bello	65	75-70-75-74	294	40,500.00
Bill Haas	T29	74-70-70-69	283	67,500.00	Pablo Larrazabal	T66	76-73-71-75	295	39,750.00
Anders Hansen	T29	70-72-69-72	283	67,500.00	Vijay Singh	T66	75-73-72-75	295	39,750.00
Garth Mulroy	T29	73-71-69-70	283	67,500.00	Fredrik Jacobson	68	72-76-71-77	296	39,000.00
Lee Westwood	T29	76-67-68-72	283	67,500.00	Alexander Noren	69	74-75-72-76	297	38,500.00
Gary Woodland	T29	71-70-70-72	283	67,500.00	Tetsuji Hiratsuka	70	78-73-70-77	298	38,000.00
Jonathan Byrd	T35	72-70-70-72	284	60,500.00	Sang-Moon Bae	71	79-76-73-71	299	37,750.00
K.J. Choi	T35	74-67-70-73	284	60,500.00	Simon Dyson	72	74-72-73-81	300	37,500.00

# 2011 Cadillac Championship

TPC Blue Monster at Doral, Miami, FL

Purse: \$8,500,000

Par/Yards: 36-36—72/7,334

March 7-13, 2011

LEADERS		First Round	Second Round	Third Round		
	Hunter Mahan	64 (-8)	Hunter Mahan	135 (-9)	Dustin Johnson	203 (-13)
	Ryo Ishikawa	65 (-7)	Martin Kaymer	136 (-8)	Luke Donald	205 (-11)
	Martin Kaymer	66 (-6)	Francesco Molinari	136 (-8)	Matt Kuchar	205 (-11)
	Luke Donald	67 (-5)	Matt Kuchar	137 (-7)	<b>Nick Watney</b>	<b>205 (-11)</b>
	Charley Hoffman	67 (-5)	Martin Laird	137 (-7)	Hunter Mahan	206 (-10)
	Martin Laird	67 (-5)	Rory McIlroy	137 (-7)	Rory McIlroy	206 (-10)
	<b>Nick Watney</b>	<b>67 (-5)</b>	<b>Nick Watney</b>	<b>137 (-7)</b>	Francesco Molinari	206 (-10)
					Adam Scott	206 (-10)

**CUT:** No cut. All 66 players finished 72 holes.



**WEATHER:** Thursday: Sunny and cooler. High of 71. Winds NNW at 10-20 mph. The first round was suspended due to a lightning in the area at 11:45 a.m., with wind gusts reaching 52 mph. Play resumed at 2:30 p.m. and was suspended due to darkness at 6:15 p.m. with just 11 players having completed their round. Friday: The first round resumed at 8:32 a.m. and the second round began on schedule with 11:25 a.m. as the first tee time. Sunny and cooler. High of 71. Winds NNW at 10-20 mph. Saturday: Sunny. High of 75. Winds NE at 10-15 mph. Sunday: Mostly sunny. High of 78. Winds E at 10-15 mph.

**Winner: Nick Watney 67-70-68-67 262 \$1,400,000**

Nick Watney	1	67-70-68-67	272	\$1,400,000.00	Jhonattan Vegas	T31	69-74-69-74	286	\$69,500.00
Dustin Johnson	2	69-69-65-71	274	850,000.00	Thomas Aiken	T35	68-75-74-70	287	65,500.00
Anders Hansen	T3	71-69-68-67	275	465,000.00	Kevin Na	T35	74-75-69-69	287	65,500.00
Francesco Molinari	T3	68-68-70-69	275	465,000.00	Bo Van Pelt	T35	71-74-66-76	287	65,500.00
Matt Kuchar	5	68-69-68-71	276	350,000.00	Camilo Villegas	T35	71-71-73-72	287	65,500.00
Luke Donald	T6	67-72-66-72	277	271,000.00	K.J. Choi	T39	73-69-72-74	288	62,000.00
Adam Scott	T6	68-70-68-71	277	271,000.00	Edoardo Molinari	T39	71-73-70-74	288	62,000.00
Rickie Fowler	8	71-73-68-66	278	200,000.00	Y.E. Yang	T39	73-72-72-71	288	62,000.00
Hunter Mahan	9	64-71-71-73	279	175,000.00	Ryo Ishikawa	T42	65-76-70-78	289	59,000.00
Jonathan Byrd	T10	70-74-68-68	280	129,000.00	Graeme McDowell	T42	70-73-71-75	289	59,000.00
Padraig Harrington	T10	68-71-68-73	280	129,000.00	Justin Rose	T42	77-71-70-71	289	59,000.00
Martin Laird	T10	67-70-70-73	280	129,000.00	Jason Day	T45	71-76-71-72	290	55,500.00
Rory McIlroy	T10	68-69-69-74	280	129,000.00	Marcus Fraser	T45	69-78-71-72	290	55,500.00
Tiger Woods	T10	70-74-70-66	280	129,000.00	D.A. Points	T45	68-72-71-79	290	55,500.00
Robert Allenby	T15	72-72-69-68	281	100,000.00	Ian Poulter	T45	73-70-74-73	290	55,500.00
Ernie Els	T15	69-70-73-69	281	100,000.00	S.S.P. Chowrasia	T49	74-72-72-73	291	50,500.00
Kevin Streelman	T15	68-72-72-69	281	100,000.00	Jim Furyk	T49	74-71-71-75	291	50,500.00
Paul Casey	T18	70-71-69-72	282	89,000.00	Kyung-tae Kim	T49	73-70-73-75	291	50,500.00
Louis Oosthuizen	T18	71-73-67-71	282	89,000.00	Geoff Ogilvy	T49	76-73-72-70	291	50,500.00
Steve Stricker	T18	68-71-69-74	282	89,000.00	Ryan Palmer	T49	73-73-68-77	291	50,500.00
Lee Westwood	T18	70-74-70-68	282	89,000.00	Mark Wilson	T49	72-75-71-73	291	50,500.00
Ryan Moore	T22	70-74-70-69	283	83,000.00	Peter Hanson	T55	73-73-73-73	292	45,500.00
Vijay Singh	T22	68-72-68-75	283	83,000.00	Yuta Ikeda	T55	74-73-74-71	292	45,500.00
Charley Hoffman	T24	67-75-73-69	284	77,250.00	Miguel A. Jimenez	T55	71-72-73-76	292	45,500.00
Zach Johnson	T24	72-75-68-69	284	77,250.00	Phil Mickelson	T55	73-71-72-76	292	45,500.00
Martin Kaymer	T24	66-70-74-74	284	77,250.00	Seung-yul Noh	59	72-70-79-72	293	43,000.00
Charl Schwartzel	T24	71-71-75-67	284	77,250.00	Anthony Kim	60	80-74-68-72	294	42,500.00
Aaron Baddeley	T28	72-66-73-74	285	73,000.00	Rhys Davies	T61	73-76-72-74	295	41,500.00
Thomas Bjorn	T28	71-73-70-71	285	73,000.00	Ross Fisher	T61	69-76-76-74	295	41,500.00
Rory Sabbatini	T28	74-74-67-70	285	73,000.00	Hiroyuki Fujita	T61	71-73-74-77	295	41,500.00
Retief Goosen	T31	69-76-68-73	286	69,500.00	Alvaro Quiros	T64	70-77-74-75	296	40,250.00
Bill Haas	T31	74-68-71-73	286	69,500.00	Peter Senior	T64	75-73-73-75	296	40,250.00
Robert Karlsson	T31	69-73-71-73	286	69,500.00	Jeff Overton	66	75-77-73-73	298	39,750.00

# 2010 CA Championship

TPC Blue Monster, Doral Golf Resort & Spa    Purse: \$8,500,000    Par/Yards: 36-36—72/7,266    March 11-14, 2010

LEADERS		First Round	Second Round	Third Round
	Charl Schwartzel	67 (-5)	<b>Ernie Els</b> ..... 134 (-10)	Charl Schwartzel ..... 204 (-12)
	Robert Allenby	68 (-4)	Robert Allenby ..... 135 (-9)	<b>Ernie Els</b> ..... 204 (-12)
	Vijay Singh	68 (-4)	Bill Haas ..... 137 (-7)	Padraig Harrington ..... 205 (-11)
	<b>Ernie Els</b>	<b>68 (-4)</b>	Charl Schwartzel ..... 137 (-7)	Robert Allenby ..... 206 (-10)
			Soren Hansen ..... 138 (-6)	Bill Haas ..... 207 (-9)
			Padraig Harrington ..... 138 (-6)	

**CUT:** There was no cut. All 68 players completed 72 holes.



**WEATHER:** Thursday: Highs in the upper 70s with wind gusts to 25-30 mph. Friday: Temperatures in the lower 80s with S-SW winds at 15-25 mph. Rain began in the afternoon, with total rainfall of 1.15 inches. With the rain, temperatures dropped into the mid-60s. Play was suspended at 1:28 p.m. due to dangerous weather with 10 of the 23 groups completing play. Play resumed at 1:50 p.m. and was suspended again at 2:37 p.m. with 17 of the 23 groups completing play. Play resumed at 5:12 p.m. Saturday: Mostly sunny skies with a high in the upper 70s and W winds at 10-20 mph. Sunday: Mostly sunny with temperatures reaching the upper 70s with W winds increasing to 12-22 mph.

**Winner: Ernie Els 65-66-69-69 269 \$1,400,000**

Ernie Els ..... 1	68-66-70-66	270	\$1,400,000.00	Lee Westwood..... T30	74-68-74-69	285	\$70,000.00
Charl Schwartzel ..... 2	67-70-67-70	274	850,000.00	Y.E. Yang ..... T30	73-72-75-65	285	70,000.00
Martin Kaymer ..... T3	70-72-66-69	277	426,666.67	Stewart Cink ..... T37	75-74-72-65	286	62,500.00
Matt Kuchar ..... T3	71-71-67-68	277	426,666.67	Ben Crane..... T37	74-73-69-70	286	62,500.00
Padraig Harrington ..... T3	70-68-67-72	277	426,666.66	Gonzalo Fdez-Castano..... T37	72-68-71-75	286	62,500.00
Paul Casey ..... T6	69-72-68-69	278	214,300.00	Jim Furyk ..... T37	70-76-69-71	286	62,500.00
Bill Haas ..... T6	71-66-70-71	278	214,300.00	Sergio Garcia ..... T37	74-72-71-69	286	62,500.00
Graeme McDowell ..... T6	74-68-70-66	278	214,300.00	Zach Johnson ..... T37	76-70-71-69	286	62,500.00
Alistair Presnell ..... T6	72-70-72-64	278	214,300.00	Ian Poulter ..... T37	72-78-72-64	286	62,500.00
Alvaro Quiros ..... T6	72-69-69-68	278	214,300.00	Henrik Stenson..... T37	71-72-71-72	286	62,500.00
John Senden ..... T11	69-70-71-69	279	126,666.67	Ross Fisher ..... T45	73-72-70-72	287	56,000.00
Vijay Singh ..... T11	68-71-70-70	279	126,666.67	Anders Hansen..... T45	76-70-74-67	287	56,000.00
Robert Allenby ..... T11	68-67-71-73	279	126,666.66	Geoff Ogilvy ..... T45	72-71-75-69	287	56,000.00
Phil Mickelson..... T14	71-69-72-68	280	107,500.00	Ryan Palmer ..... T45	79-68-72-68	287	56,000.00
Francesco Molinari ..... T14	69-71-72-68	280	107,500.00	Kenny Perry ..... T45	73-74-68-72	287	56,000.00
Steve Stricker ..... T16	73-69-71-68	281	97,500.00	Angel Cabrera ..... T50	74-71-70-73	288	50,500.00
Camilo Villegas ..... T16	72-68-70-71	281	97,500.00	Simon Dyson ..... T50	72-73-73-70	288	50,500.00
Jason Dufner ..... T18	73-69-75-65	282	89,000.00	Jerry Kelly ..... T50	70-72-73-73	288	50,500.00
Soren Hansen..... T18	69-69-71-73	282	89,000.00	Kevin Na ..... T50	78-70-70-70	288	50,500.00
J.B. Holmes ..... T18	69-70-73-70	282	89,000.00	Adam Scott ..... T50	74-69-71-74	288	50,500.00
Sean O'Hair ..... T18	71-71-74-66	282	89,000.00	David Toms ..... T50	72-72-72-72	288	50,500.00
Tim Clark ..... T22	70-69-74-70	283	81,000.00	Lucas Glover..... T56	72-72-71-75	290	45,500.00
Yuta Ikeda ..... T22	71-68-74-70	283	81,000.00	Retief Goosen ..... T56	76-71-73-70	290	45,500.00
Anthony Kim ..... T22	71-73-71-68	283	81,000.00	Thongchai Jaidee..... T56	73-72-73-72	290	45,500.00
Heath Slocum ..... T22	74-71-70-68	283	81,000.00	Dustin Johnson ..... T56	69-72-76-73	290	45,500.00
Luke Donald ..... T26	70-75-69-70	284	75,500.00	Soren Kjeldsen..... 60	74-78-73-66	291	43,000.00
Peter Hanson ..... T26	74-66-74-70	284	75,500.00	Edoardo Molinari ..... 61	72-74-72-74	292	42,500.00
Nick Watney ..... T26	73-72-71-68	284	75,500.00	Robert Karlsson ..... 62	78-70-73-72	293	42,000.00
Mike Weir ..... T26	73-66-75-70	284	75,500.00	Miguel A. Jimenez..... T63	73-75-73-73	294	41,250.00
Brian Gay ..... T30	74-69-74-68	285	70,000.00	Marc Leishman ..... T63	78-73-71-72	294	41,250.00
WC Liang ..... T30	72-69-71-73	285	70,000.00	Steve Marino ..... T65	75-71-77-72	295	40,625.00
Hunter Mahan ..... T30	72-70-69-74	285	70,000.00	Rory McIlroy..... T65	76-73-73-73	295	40,625.00
Ross McGowan ..... T30	76-71-70-68	285	70,000.00	Oliver Wilson ..... 67	78-74-77-67	296	40,250.00
Scott Verplank..... T30	76-72-69-68	285	70,000.00	Michael Sim ..... 68	75-74-77-74	300	40,000.00

# 2009 CA Championship

**Doral Golf Resort & Spa (Blue Course)**

**Purse: \$8,500,000**

**Par/Yards: 36-36—72/7,266**

**March 12-15, 2009**

LEADERS		First Round	Second Round	Third Round
	Jeev Milkha Singh	65 (-7)	<b>Phil Mickelson</b> ..... <b>131 (-13)</b>	<b>Phil Mickelson</b> ..... <b>200 (-16)</b>
	Retief Goosen	65 (-7)	Nick Watney..... 133 (-11)	Nick Watney..... 200 (-16)
	Prayad Marksang	65 (-7)	Kenny Perry..... 134 (-10)	Jeev Milkha Singh..... 204 (-12)
	<b>Phil Mickelson</b> ..... <b>65 (-7)</b>		Rory McIlroy..... 134 (-10)	Camilo Villegas..... 204 (-12)
	Nick Watney..... 66 (-6)		Prayad Marksang..... 135 (-9)	Five players at ..... 205 (-11)
	Rod Pampling..... 66 (-6)		Camilo Villegas..... 135 (-9)	
	James Kingston..... 66 (-6)		Rod Pampling..... 135 (-9)	
	Padraig Harrington..... 66 (-6)			



**CUT:** There was no cut. 79 of 80 professionals completed 72 holes.

**WEATHER:** Thursday: Partly cloudy and warm with a high of 81. Winds E 10-18 mph. Friday: Partly cloudy with light sprinkles and a high of 80. E-SE winds 10-18 mph. Saturday: Partly cloudy with a high of 82. Winds SE 12-20 mph. Sunday: Partly cloudy with a high of 84. Winds SE 12-20 mph.

**Winner: Phil Mickelson 65-66-69-69 269 \$1,400,000**

Phil Mickelson..... 1	65-66-69-69	269	\$1,400,000.00	Ken Duke..... T40	71-75-67-71	284	\$58,500.00
Nick Watney..... 2	66-67-67-70	270	820,000.00	Richard Finch..... T40	72-72-69-71	284	58,500.00
Jim Furyk..... 3	68-68-69-67	272	470,000.00	Peter Hanson..... T40	70-74-72-68	284	58,500.00
Jeev M. Singh..... 4	65-71-68-70	274	360,000.00	Ryuji Imada..... T40	70-71-69-74	284	58,500.00
Camilo Villegas..... T5	67-68-69-71	275	275,000.00	Geoff Ogilvy..... T40	73-69-70-72	284	58,500.00
Oliver Wilson..... T5	67-70-72-66	275	275,000.00	Mark Brown..... T46	73-71-68-73	285	52,000.00
Thomas Aiken..... T7	74-66-71-65	276	192,500.00	Darren Clarke..... T46	74-71-71-69	285	52,000.00
Soren Kjeldsen..... T7	70-66-69-71	276	192,500.00	Ross Fisher..... T46	71-69-72-73	285	52,000.00
Justin Leonard..... T9	69-69-68-71	277	142,500.00	Shingo Katayama..... T46	70-70-72-73	285	52,000.00
Rod Pampling..... T9	66-69-71-71	277	142,500.00	Garth Mulroy..... T46	70-70-72-73	285	52,000.00
Kenny Perry..... T9	70-64-71-72	277	142,500.00	Andres Romero..... T46	67-71-77-70	285	52,000.00
Tiger Woods..... T9	71-70-68-68	277	142,500.00	D.J. Trahan..... T46	77-71-66-71	285	52,000.00
Soren Hansen..... T13	74-69-64-71	278	97,142.86	Chad Campbell..... T53	70-70-70-74	286	46,000.00
Prayad Marksang..... T13	65-70-72-71	278	97,142.86	Zach Johnson..... T53	70-72-72-72	286	46,000.00
Sean O'Hair..... T13	67-70-74-67	278	97,142.86	Hunter Mahan..... T53	71-74-68-73	286	46,000.00
Ian Poulter..... T13	69-67-73-69	278	97,142.86	Rory Sabbatini..... T53	69-74-74-69	286	46,000.00
Steve Stricker..... T13	69-70-70-69	278	97,142.86	Vijay Singh..... T53	69-72-71-74	286	46,000.00
Charley Hoffman..... T13	68-70-67-73	278	97,142.85	Anthony Kim..... 58	71-69-72-75	287	43,000.00
Alvaro Quiros..... T13	72-64-69-73	278	97,142.85	K.J. Choi..... T59	73-73-72-70	288	41,500.00
Luke Donald..... T20	69-70-68-72	279	80,142.86	Stewart Cink..... T59	73-73-69-73	288	41,500.00
Ernie Els..... T20	70-71-68-70	279	80,142.86	Stuart Appleby..... T61	71-71-69-78	289	39,550.00
Padraig Harrington..... T20	66-71-71-71	279	80,142.86	Dudley Hart..... T61	71-75-73-70	289	39,550.00
Louis Oosthuizen..... T20	67-69-73-70	279	80,142.86	Kevin Sutherland..... T61	74-76-68-71	289	39,550.00
Justin Rose..... T20	73-70-68-68	279	80,142.86	Boo Weekley..... T61	69-75-75-70	289	39,550.00
James Kingston..... T20	66-74-67-72	279	80,142.85	Lee Westwood..... T61	71-71-78-69	289	39,550.00
Rory McIlroy..... T20	68-66-72-73	279	80,142.85	Retief Goosen..... T66	65-76-73-76	290	38,125.00
Tim Clark..... 27	71-71-69-69	280	74,000.00	Wen-Tang Lin..... T66	75-70-70-75	290	38,125.00
Robert Allenby..... T28	69-71-72-69	281	72,000.00	Graeme McDowell..... T66	73-74-70-73	290	38,125.00
Ben Curtis..... T28	71-69-71-70	281	72,000.00	Adam Scott..... T66	71-76-72-71	290	38,125.00
Davis Love III..... T28	70-71-70-70	281	72,000.00	Trevor Immelman..... T70	74-76-72-69	291	37,375.00
Briny Baird..... T31	70-68-71-73	282	68,500.00	John Rollins..... T70	76-71-71-73	291	37,375.00
Paul Casey..... T31	71-66-72-73	282	68,500.00	Bubba Watson..... 72	72-71-74-75	292	37,000.00
Sergio Garcia..... T31	72-72-68-70	282	68,500.00	Richard Sterne..... 73	70-76-72-75	293	36,750.00
Robert Karlsson..... T31	71-70-72-69	282	68,500.00	Y.E. Yang..... 74	73-70-73-78	294	36,500.00
Dustin Johnson..... T35	70-66-71-76	283	64,000.00	Miguel A. Jimenez..... 75	69-72-76-78	295	36,250.00
Martin Kaymer..... T35	73-68-70-72	283	64,000.00	Azuma Yano..... 76	77-71-76-73	297	36,000.00
Pat Perez..... T35	70-68-72-73	283	64,000.00	Billy Mayfair..... T77	75-72-75-76	298	35,625.00
Carl Pettersson..... T35	74-69-69-71	283	64,000.00	Henrik Stenson..... T77	69-73-73-83	298	35,625.00
Mike Weir..... T35	71-69-70-73	283	64,000.00	Pablo Larrazabal..... 79	76-71-75-77	299	35,250.00
Stephen Ames..... T40	72-70-71-71	284	58,500.00				

# 2008 CA Championship

Doral Golf Resort & Spa (Blue Course)


Purse: \$8,000,000

Par/Yards: 36-36—72/7,266

March 20-24, 2008

LEADERS	First Round	Second Round	Third Round
<b>Geoff Ogilvy</b> .....	<b>65 (-7)</b>	<b>Geoff Ogilvy</b> .....	<b>Geoff Ogilvy</b> .....
Miguel Angel Jimenez.....	65 (-7)	Tiger Woods.....	Vijay Singh.....
Stewart Cink.....	66 (-6)	Adam Scott.....	Graeme Storm.....
Phil Mickelson.....	67 (-5)	Robert Karlsson.....	Retief Goosen.....
Adam Scott.....	67 (-5)	Jeev Singh.....	Jim Furyk.....
Anders Hansen.....	67 (-5)	Anders Hansen.....	Adam Scott.....
Tiger Woods.....	67 (-5)		Tiger Woods.....
Nick O'Hern.....	67 (-5)		Anders Hansen.....

**CUT:** There was no cut. 78 of 79 professionals completed 72 holes.



**WEATHER:** Thursday: Mostly cloudy. High of 83. Friday: Partly cloudy and breezy. High of 78. Winds E 10-20 mph. Saturday: Mostly cloudy early with heavy afternoon thunderstorms. Play was suspended for the day at 1:15 p.m. with 61 players yet to complete their round. High of 83. Sunday: Third round resumed at 9 a.m., with the final round beginning at 11:45 a.m. Play suspended due to a dangerous situation at 2:21 p.m. and then resumed at 5:10 p.m. Play suspended at 7:20 p.m. High of 82. Monday: Final round resumed at 8:30 a.m. and ended at 10:41 a.m.

**Winner: Geoff Ogilvy 65-67-68-71 271 \$1,350,000.00**

Geoff Ogilvy.....	1	65-67-68-71	271	\$1,350,000.00	J.B. Holmes.....	T40	69-72-75-68	284	\$52,500.00
Jim Furyk.....	T2	69-71-64-68	272	530,000.00	Trevor Immelman.....	T40	70-74-70-70	284	52,500.00
Retief Goosen.....	T2	71-69-64-68	272	530,000.00	Brendan Jones.....	T40	76-75-66-67	284	52,500.00
Vijay Singh.....	T2	73-68-63-68	272	530,000.00	Scott Verplank.....	T40	71-70-74-69	284	52,500.00
Tiger Woods.....	5	67-66-72-68	273	285,000.00	Woody Austin.....	T44	70-70-74-71	285	48,875.00
Steve Stricker.....	T6	71-68-73-63	275	198,333.34	Niclas Fasth.....	T44	72-69-70-74	285	48,875.00
Nick O'Hern.....	T6	67-75-67-66	275	198,333.33	Hunter Mahan.....	T44	72-72-71-70	285	48,875.00
Graeme Storm.....	T6	71-70-63-71	275	198,333.33	Richard Sterne.....	T44	71-77-67-70	285	48,875.00
Zach Johnson.....	T9	69-72-67-68	276	147,500.00	Graeme McDowell.....	T48	72-71-70-73	286	47,000.00
Adam Scott.....	T9	67-68-69-72	276	147,500.00	Andrew McLardy.....	T48	74-74-70-68	286	47,000.00
Soren Kjeldsen.....	11	69-71-71-66	277	125,000.00	Brandt Snedeker.....	T48	74-70-72-70	286	47,000.00
K.J. Choi.....	T12	70-70-67-71	278	106,166.67	Paul Casey.....	T51	72-75-67-73	287	44,750.00
Anders Hansen.....	T12	67-71-67-73	278	106,166.67	S.S.P. Chowrasia.....	T51	74-73-68-72	287	44,750.00
Tim Clark.....	T12	71-69-66-72	278	106,166.66	Nick Dougherty.....	T51	70-73-71-73	287	44,750.00
Stephen Ames.....	T15	73-68-68-70	279	86,700.00	Richard Green.....	T51	74-72-71-70	287	44,750.00
Aaron Baddeley.....	T15	69-74-70-66	279	86,700.00	Charles Howell III.....	T51	69-76-72-70	287	44,750.00
Sergio Garcia.....	T15	69-73-69-68	279	86,700.00	Aron Oberholser.....	T51	72-70-72-73	287	44,750.00
Gregory Havret.....	T15	68-74-68-69	279	86,700.00	Martin Kaymer.....	T57	68-74-73-73	288	42,250.00
Justin Rose.....	T15	70-71-70-68	279	86,700.00	Ian Poulter.....	T57	71-72-72-73	288	42,250.00
Robert Allenby.....	T20	69-75-66-70	280	75,000.00	Henrik Stenson.....	T57	72-72-76-68	288	42,250.00
Stewart Cink.....	T20	66-74-71-69	280	75,000.00	D.J. Trahan.....	T57	74-73-75-66	288	42,250.00
Luke Donald.....	T20	68-72-70-70	280	75,000.00	Peter Hanson.....	T61	71-74-73-73	291	40,250.00
Phil Mickelson.....	T20	67-74-70-69	280	75,000.00	Chapchai Nirat.....	T61	70-70-74-77	291	40,250.00
John Rollins.....	T20	74-71-67-68	280	75,000.00	Paul Sheehan.....	T61	72-73-72-74	291	40,250.00
Mike Weir.....	T20	73-69-67-71	280	75,000.00	Brett Wetterich.....	T61	70-74-76-71	291	40,250.00
Miguel A. Jimenez.....	T26	65-74-71-71	281	66,500.00	Jonathan Byrd.....	T65	74-74-72-72	292	38,500.00
Jeev M. Singh.....	T26	68-70-70-73	281	66,500.00	Anton Haig.....	T65	72-80-73-67	292	38,500.00
Toru Taniguchi.....	T26	68-73-72-68	281	66,500.00	Colin Montgomerie.....	T65	75-74-70-73	292	38,500.00
Camilo Villegas.....	T26	71-72-68-70	281	66,500.00	Louis Oosthuizen.....	T68	74-72-70-77	293	37,625.00
Mark Calcavecchia.....	T30	68-71-71-72	282	62,500.00	Liang Wen-chong.....	T68	74-74-71-74	293	37,625.00
Robert Karlsson.....	T30	68-70-70-74	282	62,500.00	Soren Hansen.....	T70	77-77-68-72	294	37,000.00
Andres Romero.....	T30	68-72-73-69	282	62,500.00	James Kingston.....	T70	74-75-68-77	294	37,000.00
Boo Weekley.....	T30	72-73-69-68	282	62,500.00	Rory Sabbatini.....	T70	72-74-69-79	294	37,000.00
Stuart Appleby.....	T34	73-71-68-71	283	57,500.00	Shingo Katayama.....	T73	75-76-72-72	295	36,375.00
Daniel Chopra.....	T34	72-70-69-72	283	57,500.00	Craig Parry.....	T73	73-75-72-75	295	36,375.00
Ross Fisher.....	T34	68-73-70-72	283	57,500.00	Ernie Els.....	75	74-75-73-74	296	36,000.00
Ryuji Imada.....	T34	68-73-73-69	283	57,500.00	Mark Brown.....	76	73-74-76-74	297	35,750.00
Justin Leonard.....	T34	69-74-70-70	283	57,500.00	Heath Slocum.....	77	74-72-78-74	298	35,500.00
Lee Westwood.....	T34	71-72-72-68	283	57,500.00					

# 2007 CA Championship

Doral Golf Resort & Spa (Blue Course)


Purse: \$8,000,000

Par/Yards: 36-36—72/7,266

March 19-25, 2007

LEADERS		First Round	Second Round	Third Round
	Robert Allenby.....	67 (-5)	<b>Tiger Woods.....</b>	<b>205 (-11)</b>
	Henrik Stenson.....	67 (-5)	Tiger Woods.....	Brett Wetterich.....
	Thomas Bjorn.....	68 (-4)	Rod Pampling.....	Nick O'Hern.....
	Aaron Baddeley.....	69 (-3)	Aaron Baddeley.....	
	Charles Howell III.....	69 (-3)	Thomas Bjorn.....	
	Jose Maria Olazabal.....	69 (-3)	Ernie Els.....	
	<b>Tiger Woods.....</b>	<b>.71 (T10)</b>	Charles Howell III.....	
			Trevor Immelman.....	
			Zach Johnson.....	
			Henrik Stenson.....	

**CUT:** There was no cut. 70 of 72 professionals completed 72 holes.



**WEATHER:** Cloudy and breezy Thursday, with a high of 76. Showers throughout the day with a total of .9 inches of rain. Wind 20-25 mph, with gusts up to 30 mph. Partly cloudy and breezy Friday, with an afternoon high in the lower 80s. Winds out of the E-NE at 15-25 mph. A few showers in late afternoon. Sunny and breezy Saturday, with an afternoon high in the low 80s. Winds out of the E-NE at 15-25 mph. A few showers throughout the day. Partly cloudy Sunday, with winds E-NE 15-25 mph and a high of 81.

**Winner: Tiger Woods 71-66-68-73 278 \$1,350,000.00**

Tiger Woods.....	1	71-66-68-73	278	\$1,350,000.00	Chad Campbell.....	T35	75-74-72-72	293	\$56,500.00
Brett Wetterich.....	2	72-70-67-71	280	800,000.00	Jim Furyk.....	T35	70-73-72-78	293	56,500.00
Robert Allenby.....	T3	67-74-74-67	282	378,333.34	Trevor Immelman.....	T35	72-68-74-79	293	56,500.00
Sergio Garcia.....	T3	71-70-71-70	282	378,333.33	Jose Maria Olazabal.....	T35	69-80-72-72	293	56,500.00
Geoff Ogilvy.....	T3	72-69-71-70	282	378,333.33	Carl Pettersson.....	T35	72-72-74-75	293	56,500.00
Aaron Baddeley.....	T6	69-71-71-72	283	212,500.00	Rory Sabbatini.....	T35	71-75-73-74	293	56,500.00
Niclas Fasth.....	T6	72-70-70-71	283	212,500.00	Charl Schwartzel.....	T35	75-74-70-74	293	56,500.00
Nick O'Hern.....	T6	72-72-66-73	283	212,500.00	Steve Stricker.....	T35	74-69-73-77	293	56,500.00
Paul Casey.....	T9	76-70-66-72	284	157,500.00	Paul Broadhurst.....	T45	73-71-73-77	294	49,000.00
Zach Johnson.....	T9	72-68-73-71	284	157,500.00	Stewart Cink.....	T45	74-68-73-79	294	49,000.00
Thomas Bjorn.....	T11	68-72-71-74	285	111,000.00	Johan Edfors.....	T45	74-73-74-73	294	49,000.00
Ernie Els.....	T11	70-70-71-74	285	111,000.00	Arron Oberholser.....	T45	74-76-71-73	294	49,000.00
Robert Karlsson.....	T11	74-74-68-69	285	111,000.00	David Toms.....	T45	72-72-76-74	294	49,000.00
Tom Pernice, Jr.....	T11	71-70-70-74	285	111,000.00	John Bickerton.....	T50	77-72-74-72	295	45,000.00
Vijay Singh.....	T11	74-68-69-74	285	111,000.00	Paul Goydos.....	T50	74-75-70-76	295	45,000.00
Ian Poulter.....	T16	73-68-75-70	286	87,333.34	Louis Oosthuizen.....	T50	74-75-77-69	295	45,000.00
Charles Howell III.....	T16	69-71-71-75	286	87,333.33	Brett Quigley.....	T50	73-72-73-77	295	45,000.00
Dean Wilson.....	T16	73-75-66-72	286	87,333.33	Mike Weir.....	T50	73-75-73-74	295	45,000.00
Angel Cabrera.....	T19	72-70-75-70	287	80,000.00	J.J. Henry.....	T55	73-74-78-71	296	43,000.00
K.J. Choi.....	T19	71-73-71-72	287	80,000.00	David Howell.....	T55	74-73-73-76	296	43,000.00
Padraig Harrington.....	T19	73-70-73-71	287	80,000.00	Colin Montgomerie.....	T55	76-72-73-75	296	43,000.00
Henrik Stenson.....	T19	67-73-72-75	287	80,000.00	Ben Curtis.....	T58	76-75-69-77	297	41,500.00
Thongchai Jaidee.....	T23	72-74-70-72	288	74,000.00	Retief Goosen.....	T58	77-70-78-72	297	41,500.00
Phil Mickelson.....	T23	77-72-70-69	288	74,000.00	Nathan Green.....	T58	72-71-76-78	297	41,500.00
Mark Wilson.....	T25	74-72-72-71	289	71,000.00	Charley Hoffman.....	T61	75-75-77-72	299	40,250.00
Luke Donald.....	T26	74-70-75-71	290	69,500.00	Adam Scott.....	T61	76-71-72-80	299	40,250.00
Lucas Glover.....	T26	73-73-72-72	290	69,500.00	Tim Clark.....	T63	76-78-71-75	300	39,250.00
Stephen Ames.....	T28	74-70-74-73	291	66,500.00	Hennie Otto.....	T63	74-73-74-79	300	39,250.00
Rod Pampling.....	T28	70-69-74-78	291	66,500.00	Joe Durant.....	T65	73-73-77-78	301	38,000.00
John Rollins.....	T28	73-70-70-78	291	66,500.00	Anthony Wall.....	T65	80-73-75-73	301	38,000.00
Jeev M. Singh.....	T28	74-70-70-77	291	66,500.00	Yong-Eun Yang.....	T65	76-77-73-75	301	38,000.00
Mark Calcavecchia.....	T32	74-71-70-77	292	63,000.00	Prom Meesawat.....	T68	74-71-82-77	304	36,750.00
Chris DiMarco.....	T32	76-72-69-75	292	63,000.00	Kevin Stadler.....	T68	73-71-78-82	304	36,750.00
Anton Haig.....	T32	75-69-74-74	292	63,000.00	Hideoto Tanihara.....	70	80-75-73-77	305	36,000.00
Stuart Appleby.....	T35	79-72-71-71	293	56,500.00	Michael Campbell.....	71	77-76-78-75	306	35,750.00
Bart Bryant.....	T35	71-73-75-74	293	56,500.00	Shingo Katayama.....	72	81-78-74-75	308	35,500.00

# 2006 American Express Championship

The Grove


Purse: \$7,500,000

Par/Yards: 35-36—71/125

September 28-October 1, 2006

LEADERS		First Round	Second Round	Third Round
	<b>Tiger Woods</b>	<b>63 (-8)</b>	<b>Tiger Woods</b>	<b>127 (-15)</b>
	Padraig Harrington	64 (-7)	Stewart Cink	132 (-10)
	Ian Poulter	64 (-7)	Jim Furyk	132 (-10)
	Stewart Cink	65 (-6)	David Howell	132 (-10)
	Ernie Els	65 (-6)	Padraig Harrington	133 (-9)
				<b>Tiger Woods</b>
				Adam Scott
				Jim Furyk
				Brett Quigley
				Stewart Cink

**CUT:** There was no cut. 60 of 62 professionals completed 72 holes.



**WEATHER:** Thursday: Cloudy all day with temperatures in the low 60s with very light winds. Friday: Cloudy and cooler with a high of 55. Winds S 12-18 mph with patches of rain in the late afternoon. Saturday: Cloudy and cool with a high of 56. Winds SW 10-15 mph. Sunday: Due to impending threatening weather, players were in threesomes off two tees (9-10:39 a.m.). High temperature was 62. Winds SW 10-15 mph. There were several heavy downpours and two delays due to dangerous situations. Play was suspended from 12:57-3:05 p.m. and 4:12-4:50 p.m. for a total delay of two hours, 46 minutes.

**Winner: Tiger Woods 63-64-67-67 261 \$1,300,000**

Tiger Woods	1	63-64-67-67	261	\$1,300,000.00	Angel Cabrera	T26	71-70-67-73	281	\$66,666.66
Ian Poulter	T2	64-71-68-66	269	610,000.00	Chad Campbell	T32	67-70-73-72	282	61,000.00
Adam Scott	T2	67-68-65-69	269	610,000.00	K.J. Choi	T32	72-66-73-71	282	61,000.00
Jim Furyk	4	67-65-69-69	270	345,000.00	Sergio Garcia	T32	69-73-71-69	282	61,000.00
Ernie Els	5	65-70-69-67	271	290,000.00	Louis Oosthuizen	T32	71-70-72-69	282	61,000.00
Stuart Appleby	T6	71-66-70-66	273	216,666.67	Lee Westwood	T32	71-66-73-72	282	61,000.00
Brett Wetterich	T6	70-66-69-68	273	216,666.67	J.J. Henry	37	70-70-70-73	283	58,000.00
Luke Donald	T6	68-70-67-68	273	216,666.66	Simon Dyson	T38	67-69-75-73	284	56,000.00
Trevor Immelman	T9	68-68-68-70	274	150,000.00	Rod Pampling	T38	70-69-72-73	284	56,000.00
Thongchai Jaidee	T9	71-67-71-65	274	150,000.00	Scott Verplank	T38	70-68-73-73	284	56,000.00
Brett Quigley	T9	70-64-67-73	274	150,000.00	Thomas Bjorn	T41	70-71-73-71	285	52,500.00
Arron Oberholser	12	69-72-66-68	275	120,000.00	Colin Montgomerie	T41	72-67-69-77	285	52,500.00
Stewart Cink	T13	65-67-70-74	276	98,375.00	Rory Sabbatini	T41	73-67-73-72	285	52,500.00
Lucas Glover	T13	69-68-68-71	276	98,375.00	Charl Schwartzel	T41	73-69-70-73	285	52,500.00
David Howell	T13	66-66-71-73	276	98,375.00	John Bickerton	T45	72-73-75-67	287	49,000.00
Henrik Stenson	T13	68-67-68-73	276	98,375.00	Retief Goosen	T45	71-70-75-71	287	49,000.00
Padraig Harrington	T17	64-69-71-73	277	85,000.00	Zach Johnson	T45	70-71-73-73	287	49,000.00
Jose Maria Olazabal	T17	70-67-71-69	277	85,000.00	Tim Herron	T48	73-69-71-75	288	46,500.00
Carl Pettersson	T17	69-70-67-71	277	85,000.00	Tom Pernice, Jr.	T48	69-70-71-78	288	46,500.00
Jyoti Randhawa	T17	66-71-71-69	277	85,000.00	Paul Broadhurst	T50	74-72-70-73	289	44,000.00
Robert Karlsson	21	67-76-72-64	279	80,000.00	Tetsuji Hiratsuka	T50	73-69-71-76	289	44,000.00
Michael Campbell	T22	69-71-69-71	280	75,000.00	Anthony Wall	T50	71-76-68-74	289	44,000.00
Chris DiMarco	T22	69-70-70-71	280	75,000.00	David Toms	53	73-75-69-73	290	42,000.00
Johan Edfors	T22	70-68-71-71	280	75,000.00	Sean O'Hair	T54	70-75-71-75	291	40,500.00
Dean Wilson	T22	71-70-70-69	280	75,000.00	Thaworn Wiratchant	T54	71-71-75-74	291	40,500.00
Bart Bryant	T26	70-74-67-70	281	66,666.67	Paul Casey	T56	74-75-72-71	292	38,500.00
Tim Clark	T26	68-70-73-70	281	66,666.67	Vijay Singh	T56	73-75-72-72	292	38,500.00
Darren Clarke	T26	68-71-72-70	281	66,666.67	Craig Parry	58	74-74-70-75	293	37,000.00
Nick O'Hern	T26	67-69-75-70	281	66,666.67	Gregory Bourdy	T59	74-77-71-75	297	35,500.00
Robert Allenby	T26	69-73-69-70	281	66,666.66	Toru Taniguchi	T59	73-73-76-75	297	35,500.00



# 2005 American Express Championship

Harding Park Golf Course


Purse: \$7,500,000

Par/Yards: 35-35—70/7,266

October 6-9, 2005

LEADERS		First Round	Second Round	Third Round
	Colin Montgomerie.....	64 (-6)	Colin Montgomerie.....	133 (-7)
	Olin Browne .....	67 (-3)	John Daly.....	134 (-6)
	Mark Calcavecchia .....	67 (-3)	David Howell.....	134 (-6)
	Chad Campbell .....	67 (-3)	Angel Cabrera .....	135 (-5)
	John Daly.....	67 (-3)	Mark Calcavecchia.....	135 (-5)
	Fred Funk.....	67 (-3)	Fred Funk.....	135 (-5)
	Sergio Garcia.....	67 (-3)	Jim Furyk.....	135 (-5)
	David Howell.....	67 (-3)	Sean O'Hair.....	135 (-5)
	Rod Pampling.....	67 (-3)	<b>Tiger Woods.....</b>	<b>135 (-5)</b>
	Ian Poulter.....	67 (-3)		
	Vijay Singh.....	67 (-3)		
	<b>Tiger Woods .....</b>	<b>67 (-3)</b>		
				<b>John Daly.....</b>
				201 (-9)
				Colin Montgomerie.....
				202 (-8)
				Sergio Garcia.....
				203 (-7)
				<b>Tiger Woods.....</b>
				<b>203 (-7)</b>

**CUT:** There was no cut. 69 of 71 professionals completed 72 holes.



**WEATHER:** Thursday: Sunny and unseasonably warm with a high of 73 degrees. Cooling temperatures in the afternoon. Winds WNW 10-15 mph. Friday: Patchy fog in the morning. Cloudy most of the day with a high of 61. Winds WNW 10-15 mph. Saturday: Mostly sunny and cool with a high of 64 degrees. Winds WNW 15 mph with gusts up to 25 mph. Sunday: Mostly sunny with temperatures reaching 68 degrees. Winds NW 10-12 mph.

**Winner: Tiger Woods 67-68-68-67 270 \$1,300,000.00**  
*(Def. John Daly with a par-4 on the second playoff hole)*

Tiger Woods.....	1	67-68-68-67	270	\$1,300,000.00	Sean O'Hair .....	T35	68-67-71-77	283	\$54,500.00
John Daly .....	2	67-67-67-69	270	750,000.00	Olin Browne .....	T37	67-74-73-70	284	51,500.00
Henrik Stenson .....	T3	70-67-67-68	272	353,666.67	Ben Crane .....	T37	70-68-76-70	284	51,500.00
Sergio Garcia .....	T3	67-69-67-69	272	353,666.66	Niclas Fasth .....	T37	70-70-73-71	284	51,500.00
Colin Montgomerie .....	T3	64-69-69-70	272	353,666.66	Peter Lonard .....	T37	73-71-69-71	284	51,500.00
David Howell .....	T6	67-67-74-67	275	187,500.00	Miguel A. Jimenez .....	T41	69-70-73-73	285	48,500.00
Graeme McDowell .....	T6	69-70-68-68	275	187,500.00	Rod Pampling .....	T41	67-71-76-71	285	48,500.00
Vijay Singh .....	T6	67-70-69-69	275	187,500.00	K.J. Choi .....	T43	70-71-72-73	286	46,000.00
David Toms .....	T6	68-68-70-69	275	187,500.00	Zach Johnson .....	T43	68-69-74-75	286	46,000.00
Stephen Ames .....	10	72-64-71-69	276	140,000.00	Simon Yates .....	T43	73-68-70-75	286	46,000.00
Stuart Appleby .....	T11	71-65-69-72	277	115,000.00	Michael Campbell .....	T46	71-68-72-76	287	43,250.00
Luke Donald .....	T11	70-71-68-68	277	115,000.00	Stewart Cink .....	T46	70-72-75-70	287	43,250.00
Davis Love III .....	T11	71-68-71-67	277	115,000.00	Kenneth Ferrie .....	T46	74-67-71-75	287	43,250.00
Shigeki Maruyama .....	T11	74-69-67-67	277	115,000.00	Justin Leonard .....	T46	75-72-71-69	287	43,250.00
Fred Couples .....	T15	74-69-66-69	278	87,333.34	Joe Ogilvie .....	50	71-74-68-75	288	42,000.00
Chad Campbell .....	T15	67-70-70-71	278	87,333.33	Nick Dougherty .....	T51	71-74-72-72	289	40,500.00
Jim Furyk .....	T15	68-67-71-72	278	87,333.33	Richard Green .....	T51	69-74-76-70	289	40,500.00
Angel Cabrera .....	T18	69-66-72-72	279	77,000.00	Jose Maria Olazabal .....	T51	72-72-76-69	289	40,500.00
Tim Clark .....	T18	69-69-72-69	279	77,000.00	Jyoti Randhawa .....	T51	70-70-74-75	289	40,500.00
Stephen Dodd .....	T18	70-68-70-71	279	77,000.00	Lee Westwood .....	T51	71-75-75-68	289	40,500.00
Bradley Dredge .....	T18	69-69-72-69	279	77,000.00	Bart Bryant .....	T56	71-76-71-72	290	38,500.00
Ian Poulter .....	T18	67-70-72-70	279	77,000.00	Mark Hensby .....	T56	72-74-71-73	290	38,500.00
Charl Schwartzel .....	T18	72-66-74-67	279	77,000.00	Nick O'Hern .....	T56	75-69-71-75	290	38,500.00
Mike Weir .....	T18	73-67-70-69	279	77,000.00	Gavin Coles .....	59	71-74-75-71	291	37,500.00
Mark Calcavecchia .....	T25	67-68-74-71	280	66,000.00	Thongchai Jaidee .....	60	73-72-73-74	292	37,000.00
Yasuharu Imano .....	T25	69-68-72-71	280	66,000.00	Tom Lehman .....	61	73-74-72-74	293	36,500.00
Brandt Jobe .....	T25	68-71-71-70	280	66,000.00	Scott Verplank .....	T62	72-69-76-77	294	35,750.00
Billy Mayfair .....	T25	69-67-73-71	280	66,000.00	Euan Walters .....	T62	74-72-75-73	294	35,750.00
Fred Funk .....	T29	67-68-75-71	281	60,000.00	Chris DiMarco .....	T64	71-75-73-76	295	34,750.00
Phil Mickelson .....	T29	71-69-73-68	281	60,000.00	S.K. Ho .....	T64	72-77-71-75	295	34,750.00
Adam Scott .....	T29	68-70-69-74	281	60,000.00	Ted Purdy .....	66	71-75-75-76	297	34,000.00
Jason Bohn .....	T32	70-68-70-74	282	57,000.00	Padraig Harrington .....	67	74-72-80-73	299	33,500.00
Kenny Perry .....	T32	76-69-69-68	282	57,000.00	Neil Cheetham .....	68	77-78-72-76	303	33,000.00
Vaughn Taylor .....	T32	71-72-66-73	282	57,000.00	Warren Abery .....	69	80-77-75-74	306	32,500.00
Paul McGinley .....	T35	73-65-72-73	283	54,500.00					

# 2004 American Express Championship

Mount Juliet Conrad

Purse: \$7,000,000

Par/Yards: 36-36—72/7,256

September 30-October 3, 2004

LEADERS		First Round	Second Round	Third Round
	Todd Hamilton	66 (-6)	<b>Ernie Els</b>	<b>201 (-15)</b>
	Stuart Appleby	67 (-5)	Todd Hamilton	203 (-13)
	Luke Donald	67 (-5)	Miguel A. Jimenez	204 (-12)
	Steve Flesch	67 (-5)	Justin Leonard	204 (-12)
	Sergio Garcia	67 (-5)		David Howell
	Miguel A. Jimenez	67 (-5)		204 (-12)
	Adam Scott	67 (-5)		
	<b>Ernie Els</b>	<b>69 (T16)</b>		

**CUT:** There was no cut. All 68 professionals completed 72 holes.



**WEATHER:** Due to rain on Wednesday, players were allowed preferred lies all four rounds. Thursday, dry and cool with temperatures in the high 50s. Sunny spells with increased clouds in the late afternoon. Friday, high 50s, breezy and overcast with heavy rains in the morning and occasional showers the rest of the day. Winds gusts up to 25 mph. Occasional patches of sunshine. Saturday, cool and partly cloudy with temperatures reaching 60. Light shower in the early afternoon. On Sunday, players teed off Nos. 1 and 10 in threesomes due to impending threatening weather. Cool and cloudy with steady rain mid-morning. Temperatures in the low 50s.

**Winner: Ernie Els 69-64-68-69 270 \$1,200,000.00**

Ernie Els	1	69-64-68-69	270	\$1,200,000.00	Bob Tway	T28	71-70-72-73	286	\$54,625.00
Thomas Bjorn	2	68-69-66-68	271	675,000.00	Stephen Ames	T36	73-72-70-72	287	48,000.00
David Howell	3	69-69-66-71	275	450,000.00	Fred Couples	T36	73-67-70-77	287	48,000.00
Darren Clarke	T4	71-72-65-68	276	308,000.00	Chris DiMarco	T36	69-75-70-73	287	48,000.00
Sergio Garcia	T4	67-72-67-70	276	308,000.00	Jim Furyk	T36	70-70-71-76	287	48,000.00
Retief Goosen	T6	68-69-68-72	277	200,000.00	Adam Scott	T36	67-74-73-73	287	48,000.00
Todd Hamilton	T6	66-69-69-73	277	200,000.00	Thongchai Jaidee	T41	71-75-71-71	288	44,500.00
Padraig Harrington	T6	69-69-66-73	277	200,000.00	Davis Love III	T41	74-69-69-76	288	44,500.00
Tiger Woods	9	68-70-70-70	278	155,000.00	Arjun Atwal	T43	71-78-70-70	289	42,000.00
Zach Johnson	10	68-71-69-71	279	135,000.00	Scott Drummond	T43	69-71-73-76	289	42,000.00
Luke Donald	T11	67-71-71-71	280	112,500.00	Jay Haas	T43	72-71-70-76	289	42,000.00
Mark Hensby	T11	73-73-69-65	280	112,500.00	Graeme McDowell	T43	73-70-75-71	289	42,000.00
Brad Faxon	T13	70-68-72-71	281	90,000.00	Peter Senior	T43	69-74-74-72	289	42,000.00
David Toms	T13	70-74-68-69	281	90,000.00	Desvonde Botes	T48	70-72-75-74	291	40,250.00
Lee Westwood	T13	68-69-71-73	281	90,000.00	Joakim Haeggman	T48	71-71-73-76	291	40,250.00
Stuart Appleby	T16	67-74-70-72	283	79,000.00	Chad Campbell	T50	70-79-71-72	292	39,000.00
Angel Cabrera	T16	69-69-74-71	283	79,000.00	Andrew McLardy	T50	73-73-70-76	292	39,000.00
Miguel A. Jimenez	T16	67-68-75-73	283	79,000.00	Chris Riley	T50	70-75-73-74	292	39,000.00
Jerry Kelly	T16	69-73-69-72	283	79,000.00	S.K. Ho	53	71-76-72-74	293	38,000.00
Shigeki Maruyama	T16	70-70-73-70	283	79,000.00	Robert Allenby	T54	68-74-75-77	294	37,000.00
Paul Casey	T21	72-70-71-71	284	72,000.00	Tim Herron	T54	73-75-72-74	294	37,000.00
Rory Sabbatini	T21	71-70-70-73	284	72,000.00	Scott Verplank	T54	71-82-72-69	294	37,000.00
Stewart Cink	T23	71-73-67-74	285	65,000.00	K.J. Choi	T57	71-76-75-73	295	35,750.00
Steve Flesch	T23	67-70-74-74	285	65,000.00	Jean-Francois Remesy	T57	72-71-75-77	295	35,750.00
Trevor Immelman	T23	71-71-72-71	285	65,000.00	Darren Fichardt	T59	76-71-74-75	296	34,250.00
Barry Lane	T23	69-72-72-72	285	65,000.00	Charles Howell III	T59	74-73-71-78	296	34,250.00
Peter Lonard	T23	69-70-70-76	285	65,000.00	Fredrik Jacobson	T59	74-76-72-74	296	34,250.00
Alex Cejka	T28	70-74-69-73	286	54,625.00	Jonathan Kaye	T59	70-73-73-80	296	34,250.00
Carlos Franco	T28	69-72-75-70	286	54,625.00	Stephen Leaney	63	73-75-71-78	297	33,000.00
Richard Green	T28	72-70-72-72	286	54,625.00	Yong Eun Yang	64	75-76-71-77	299	32,500.00
Justin Leonard	T28	68-68-77-73	286	54,625.00	Andre Stolz	65	70-76-75-79	300	32,000.00
Thomas Levet	T28	73-71-73-69	286	54,625.00	Michael Campbell	66	74-77-73-80	304	31,500.00
Paul McGinley	T28	70-75-71-70	286	54,625.00	Shingo Katayama	67	79-76-76-75	306	31,000.00
Nick O'Hern	T28	68-73-75-70	286	54,625.00	Lian-wei Zhang	68	75-77-76-79	307	30,500.00

# 2003 American Express Championship

Capital City Club

Purse: \$6,000,000

Par/Yards: 35-35—70/7,189

October 2-5, 2003

LEADERS	First Round	Second Round	Third Round
	Sergio Garcia..... 65 (-5)	<b>Tiger Woods..... 133 (-7)</b>	<b>Tiger Woods..... 202 (-8)</b>
	Tim Herron..... 66 (-4)	K.J. Choi..... 138 (-2)	Vijay Singh..... 204 (-6)
	Rocco Mediate..... 66 (-4)	Sergio Garcia..... 138 (-2)	Tim Herron..... 205 (-5)
	K.J. Choi..... 67 (-3)	Tim Herron..... 138 (-2)	K.J. Choi..... 206 (-4)
	<b>Tiger Woods..... 67 (-3)</b>	Rocco Mediate..... 138 (-2)	
	Niclas Fasth..... 68 (-2)	Stuart Appleby..... 139 (-1)	
	Ignacio Garrido..... 68 (-2)	Ignacio Garrido..... 139 (-1)	

**CUT:** There was no cut. All 72 professionals completed 72 holes.



**WEATHER:** Mostly sunny and breezy on Thursday, with temperatures reaching 67 and NE winds 10-18 mph. Due to an expected frost delay on Friday, tee times were pushed back and players were grouped in threesomes off of one tee. Temperatures in the 40s on Friday but rose to a high of 70. Mostly sunny and windy at times. Partly cloudy and warm on Saturday, with temperatures in the mid 70s. A mix of sun and clouds on Sunday, with temperatures hitting 77.

**Winner: Tiger Woods 67-66-69-72 274 \$1,050,000.00**

Tiger Woods..... 1	67-66-69-72	274	\$1,050,000.00	Peter Lonard..... 37	75-74-70-71	290	\$40,000.00
Stuart Appleby..... T2	71-68-69-68	276	405,000.00	Darren Clarke..... T38	69-82-72-68	291	38,500.00
Tim Herron..... T2	66-72-67-71	276	405,000.00	Phil Mickelson..... T38	73-77-70-71	291	38,500.00
Vijay Singh..... T2	70-70-64-72	276	405,000.00	Alastair Forsyth..... T40	71-77-71-73	292	36,250.00
David Toms..... 5	73-72-67-65	277	235,000.00	Fred Funk..... T40	73-74-69-76	292	36,250.00
K.J. Choi..... T6	67-71-68-73	279	182,500.00	Davis Love III..... T40	74-77-70-71	292	36,250.00
Padraig Harrington..... T6	71-73-69-66	279	182,500.00	Adam Scott..... T40	70-73-75-74	292	36,250.00
Paul Casey..... T8	73-71-66-71	281	137,500.00	Trevor Immelman..... T44	70-77-71-75	293	34,250.00
Retief Goosen..... T8	73-69-67-72	281	137,500.00	Shaun Micheel..... T44	72-75-71-75	293	34,250.00
Fred Couples..... T10	71-73-70-68	282	111,250.00	Peter O'Malley..... T44	69-74-70-80	293	34,250.00
Ignacio Garrido..... T10	68-71-69-74	282	111,250.00	Ian Poulter..... T44	73-74-68-78	293	34,250.00
Alex Cejka..... T12	70-76-72-65	283	89,375.00	Arjun Atwal..... T48	76-72-72-74	294	32,500.00
Ernie Els..... T12	71-74-71-67	283	89,375.00	Hennie Otto..... T48	76-73-73-72	294	32,500.00
Jim Furyk..... T12	70-74-69-70	283	89,375.00	Nick Price..... T48	71-73-73-77	294	32,500.00
Sergio Garcia..... T12	65-73-70-75	283	89,375.00	Taichi Teshima..... T51	77-75-70-73	295	31,083.34
Niclas Fasth..... T16	68-76-70-70	284	71,000.00	Colin Montgomerie..... T51	74-75-70-76	295	31,083.33
Brad Faxon..... T16	75-71-66-72	284	71,000.00	Scott Verplank..... T51	75-75-68-77	295	31,083.33
Rocco Mediate..... T16	66-72-73-73	284	71,000.00	Jay Haas..... T54	74-72-75-75	296	30,000.00
Loren Roberts..... T16	69-75-70-70	284	71,000.00	Len Mattiace..... T54	70-74-74-78	296	30,000.00
Jonathan Kaye..... 20	73-69-73-70	285	65,000.00	Craig Parry..... T54	76-72-75-73	296	30,000.00
Robert Allenby..... T21	72-76-73-65	286	60,000.00	Phillip Price..... T54	70-79-72-75	296	30,000.00
Steve Flesch..... T21	71-75-72-68	286	60,000.00	Jyoti Randhawa..... T54	69-77-74-76	296	30,000.00
Charles Howell III..... T21	76-75-65-70	286	60,000.00	Rich Beem..... T59	76-75-73-73	297	28,625.00
Jerry Kelly..... T21	70-72-69-75	286	60,000.00	Chad Campbell..... T59	74-76-73-74	297	28,625.00
Bob Estes..... T25	77-74-68-68	287	53,000.00	Raphael Jacquelin..... T59	77-80-68-72	297	28,625.00
Toshi Izawa..... T25	70-74-72-71	287	53,000.00	Soren Kjeldsen..... T59	70-75-74-78	297	28,625.00
Eduardo Romero..... T25	72-74-68-73	287	53,000.00	J.L. Lewis..... T59	72-74-77-74	297	28,625.00
David Howell..... T28	74-75-71-68	288	46,071.43	Bob Tway..... T59	73-80-70-74	297	28,625.00
Fredrik Jacobson..... T28	75-74-70-69	288	46,071.43	Kirk Triplett..... 65	74-72-70-82	298	27,750.00
Kenny Perry..... T28	70-74-70-74	288	46,071.43	Ben Curtis..... T66	76-76-72-75	299	27,375.00
Chris Riley..... T28	74-73-70-71	288	46,071.43	Thongchai Jaidee..... T66	73-72-72-82	299	27,375.00
Justin Rose..... T28	75-69-74-70	288	46,071.43	Michael Campbell..... T68	82-76-75-67	300	26,875.00
Mike Weir..... T28	69-73-72-74	288	46,071.43	Mark B. Foster..... T68	76-77-73-74	300	26,875.00
Thomas Bjorn..... T28	74-73-67-74	288	46,071.42	Chris DiMarco..... T70	76-74-76-75	301	26,375.00
Brian Davis..... T35	71-77-68-73	289	41,500.00	Scott Hoch..... T70	75-79-75-72	301	26,375.00
Lee Westwood..... T35	72-71-71-75	289	41,500.00	Todd Hamilton..... 72	78-81-72-71	302	26,000.00

# 2002 American Express Championship

Mount Juliet Estate

Purse: \$5,500,000

Par/Yards: 36-36—72/7,246

September 19-22, 2002

LEADERS		First Round	Second Round	Third Round
	<b>Tiger Woods</b> .....	<b>65 (-7)</b>	<b>Tiger Woods</b> .....	<b>197 (-19)</b>
	Steve Lowery.....	66 (-6)	Jerry Kelly.....	202 (-14)
	David Toms.....	66 (-6)	Steve Lowery.....	202 (-14)
	Chris DiMarco.....	67 (-5)	David Toms.....	202 (-14)
	Gary Evans.....	67 (-5)	Retief Goosen.....	202 (-14)
	Retief Goosen.....	67 (-5)		Vijay Singh.....
	Jerry Kelly.....	67 (-5)		David Toms.....
	Vijay Singh.....	67 (-5)		
	Mike Weir.....	67 (-5)		



**CUT:** There was no cut. 64 of 65 professionals completed 72 holes.

**WEATHER:** Mix of sun and clouds on Thursday with temperatures in the low 60s. More sun on Friday with similar temperatures. Temperatures reaching high 60s on Saturday with sun. Cloudy and a little cooler on Sunday.

**Winner: Tiger Woods 65-65-67-66 263 \$1,000,000.00**

Tiger Woods.....	1	65-65-67-66	263	\$1,000,000.00	Mark Calcavecchia.....	T33	72-70-71-67	280	\$43,000.00
Retief Goosen.....	2	67-67-68-62	264	540,000.00	Jim Furyk.....	T33	69-69-69-73	280	43,000.00
Vijay Singh.....	3	67-69-66-65	267	367,500.00	Bernhard Langer.....	T33	72-68-70-70	280	43,000.00
Jerry Kelly.....	T4	67-65-70-66	268	235,000.00	Angel Cabrera.....	T36	71-66-73-71	281	40,000.00
David Toms.....	T4	66-67-69-66	268	235,000.00	José Coceres.....	T36	68-72-71-70	281	40,000.00
Scott McCarron.....	6	71-67-64-67	269	180,000.00	Eduardo Romero.....	T36	70-71-70-70	281	40,000.00
Sergio Garcia.....	7	69-69-70-62	270	155,000.00	Søren Hansen.....	T39	75-68-65-74	282	37,250.00
Davis Love III.....	8	69-67-68-67	271	130,000.00	Tom Lehman.....	T39	73-72-67-70	282	37,250.00
Michael Campbell.....	T9	71-66-71-64	272	111,000.00	Chris Riley.....	T39	73-68-70-71	282	37,250.00
Bob Estes.....	T9	68-68-69-67	272	111,000.00	Adam Scott.....	T39	70-70-69-73	282	37,250.00
Stuart Appleby.....	T11	69-66-70-68	273	84,250.00	Paul Azinger.....	T43	73-73-71-66	283	35,500.00
Chris DiMarco.....	T11	67-69-70-67	273	84,250.00	John Rollins.....	T43	73-72-67-71	283	35,500.00
Niclas Fasth.....	T11	68-69-72-64	273	84,250.00	Jeff Sluman.....	T43	69-69-72-73	283	35,500.00
Justin Leonard.....	T11	68-68-69-68	273	84,250.00	David Duval.....	T46	71-65-72-76	284	34,000.00
Gary Evans.....	T15	67-68-73-66	274	65,000.00	Len Mattiace.....	T46	70-73-69-72	284	34,000.00
Steve Lowery.....	T15	66-67-69-72	274	65,000.00	Justin Rose.....	T46	73-70-72-69	284	34,000.00
Rocco Mediate.....	T15	69-67-67-71	274	65,000.00	Rich Beem.....	T49	70-69-74-72	285	32,000.00
Nick Price.....	T15	68-71-69-66	274	65,000.00	John Cook.....	T49	75-71-71-68	285	32,000.00
Scott Verplank.....	T15	68-72-68-66	274	65,000.00	Brad Faxon.....	T49	70-77-67-71	285	32,000.00
Mike Weir.....	T15	67-70-68-69	274	65,000.00	Fred Funk.....	T49	69-70-72-74	285	32,000.00
Padraig Harrington.....	21	69-70-67-69	275	58,000.00	Craig Parry.....	T49	68-71-74-72	285	32,000.00
Kenny Perry.....	22	68-71-68-69	276	56,000.00	Paul Lawrie.....	T54	71-70-74-71	286	30,000.00
Ernie Els.....	T23	68-67-72-70	277	52,500.00	Peter Lonard.....	T54	71-69-72-74	286	30,000.00
Scott Hoch.....	T23	71-68-67-71	277	52,500.00	Carl Pettersson.....	T54	72-72-68-74	286	30,000.00
Stephen Leaney.....	T23	69-67-71-70	277	52,500.00	Anders Hansen.....	T57	71-72-72-74	289	28,500.00
Phil Mickelson.....	T23	70-72-71-64	277	52,500.00	Thongchai Jaidee.....	T57	72-74-73-70	289	28,500.00
Thomas Björn.....	T27	72-68-66-72	278	48,500.00	Peter O'Malley.....	T57	75-73-71-70	289	28,500.00
Trevor Immelman.....	T27	71-71-67-69	278	48,500.00	Scott Laycock.....	60	74-72-72-72	290	27,500.00
José María Olazábal.....	T27	68-72-69-69	278	48,500.00	Craig Perks.....	61	74-74-75-68	291	27,000.00
Kevin Sutherland.....	T27	69-68-70-71	278	48,500.00	Tim Clark.....	62	74-69-76-73	292	26,500.00
Robert Allenby.....	T31	72-70-67-70	279	45,500.00	Darren Clarke.....	63	75-76-70-74	295	26,000.00
Colin Montgomerie.....	T31	72-70-69-68	279	45,500.00	Kenichi Kuboya.....	64	77-72-73-76	298	25,500.00

# 2001 American Express Championship

**Bellerive Country Club; St. Louis, MO**  
**Par: 36-35-71**                      **Yards: 7,278**

**Purse: \$5,000,000**  
**September 10-16, 2001**

NOTE: Tournament was canceled on Wednesday, Sept. 12, to give the deserved respect to the victims of the Sept. 11 terrorist tragedies in New York, Washington, D.C. and near Pittsburgh.

## 67 PLAYERS SCHEDULED IN THE FIELD:

Robert Allenby	Pierre Fulke	Peter Lonard	Vijay Singh
Billy Andrade	Fred Funk	Davis Love III	Jeff Sluman
Stuart Appleby	Jim Furyk	Steve Lowery	Steve Stricker
Paul Azinger	Sergio Garcia	Bob May	Hal Sutton
Aaron Baddeley	Retief Goosen	Billy Mayfair	Hidemichi Tanaka
Angel Cabrera	Padraig Harrington	Scott McCarron	Toru Taniguchi
Mark Calcavecchia	Dudley Hart	Paul McGinley	David Toms
Michael Campbell	Scott Hoch	Mark McNulty	Kirk Triplett
Stewart Cink	John Huston	Rocco Mediate	Bradford Vaughan
Darren Clarke	Miguel Angel Jimenez	Phil Mickelson	Scott Verplank
Jose Coceres	Shingo Katayama	Colin Montgomerie	Mike Weir
Chris DiMarco	Jerry Kelly	Jesper Parnevik	Roger Wessels
Joe Durant	Bernhard Langer	Kenny Perry	Lee Westwood
David Duval	Tom Lehman	Ian Poulter	Dean Wilson
Simon Dyson	Justin Leonard	Nick Price	Tiger Woods
Ernie Els	Thomas Levet	Phillip Price	Ian Woosnam
Niclas Fasth	Frank Lickliter II	Adam Scott	

# 2000 American Express Championship


Valderrama GC

Purse: \$5,000,000

Par/Yards: 36-36—72/6,974

November 9-12, 2000

LEADERS		First Round	Second Round	Third Round
	Nick Price	63 (-9)	Nick Price	135 (-9)
	Padraig Harrington	66 (-6)	Hidemichi Tanaka	137 (-7)
	Andrew Coltart	67 (-5)	Padraig Harrington	138 (-6)
	Scott Hoch	67 (-5)	Mark Calcavecchia	139 (-5)
	Franklin Langham	68 (-4)	Duffy Waldorf	139 (-5)
	Chris Perry	68 (-4)	<b>Mike Weir</b>	<b>143 (T14)</b>
	<b>Mike Weir</b>	<b>68 (-4)</b>		
				Hidemichi Tanaka
				Mark Calcavecchia
				<b>Mike Weir</b>
				Nick Price
				Tiger Woods



**CUT:** There was no cut. 52 of 55 professionals completed 72 holes.

**WEATHER:** Cool temperatures the entire week. Winds stayed down most of Thursday, allowing for ideal playing conditions; the high temperature was at 60 degrees. Increased winds and overcast conditions all day Friday, with winds reaching 30 mph and high temperatures in the low 60s. Slightly warmer temperatures Saturday, with winds easing later in the afternoon. Calm winds on Sunday, with overcast skies and temperatures reaching the low 70s.

**Winner: Mike Weir 68-75-65-69 277 \$1,000,000.00**

Mike Weir	1	68-75-65-69	277	\$1,000,000.00	Chris DiMarco	T25	74-74-73-68	289	\$46,500.00
Lee Westwood	2	72-72-68-67	279	500,000.00	Miguel Angel Jiménez	T25	74-73-70-72	289	46,500.00
Vijay Singh	T3	71-70-71-68	280	287,000.00	Justin Leonard	T25	72-74-69-74	289	46,500.00
Duffy Waldorf	T3	70-69-72-69	280	287,000.00	Colin Montgomerie	T25	75-67-73-74	289	46,500.00
Sergio Garcia	T5	69-74-74-64	281	157,500.00	Gary Orr	T25	71-74-73-71	289	46,500.00
Padraig Harrington	T5	66-72-73-70	281	157,500.00	Eduardo Romero	T25	71-72-74-72	289	46,500.00
Nick Price	T5	63-72-74-72	281	157,500.00	Nobuhito Sato	T25	73-73-72-71	289	46,500.00
Tiger Woods	T5	71-69-69-72	281	157,500.00	David Toms	T25	70-75-72-72	289	46,500.00
Michael Campbell	9	72-71-69-70	282	115,000.00	Retief Goosen	T35	69-75-74-72	290	39,500.00
Mark Calcavecchia	10	72-67-69-75	283	105,000.00	Bernhard Langer	T35	75-69-76-70	290	39,500.00
Steve Flesch	T11	71-72-73-68	284	87,166.67	Paul McGinley	T35	70-77-70-73	290	39,500.00
Bob May	T11	71-69-72-72	284	87,166.67	Naomichi Joe Ozaki	T35	72-76-71-71	290	39,500.00
Hidemichi Tanaka	T11	71-66-70-77	284	87,166.66	Jeff Maggert	39	72-71-75-74	292	37,000.00
José Coceres	T14	70-71-74-70	285	68,500.00	Thomas Björn	T40	70-77-71-75	293	35,500.00
Kirk Triplett	T14	72-73-71-69	285	68,500.00	Darren Fichardt	T40	76-80-69-68	293	35,500.00
Chris Perry	16	68-72-75-71	286	64,000.00	Pierre Fulke	T42	75-77-73-69	294	33,000.00
Angel Cabrera	T17	74-74-67-73	288	56,250.00	Mathias Grönberg	T42	74-70-79-71	294	33,000.00
Darren Clarke	T17	74-70-74-70	288	56,250.00	Peter Senior	T42	73-77-72-72	294	33,000.00
Andrew Coltart	T17	67-75-74-72	288	56,250.00	Lucas Parsons	T45	78-72-75-70	295	30,166.67
Nic Henning	T17	69-74-73-72	288	56,250.00	Dennis Paulson	T45	75-71-72-77	295	30,166.67
Scott Hoch	T17	67-76-71-74	288	56,250.00	Carlos Franco	T45	69-77-71-78	295	30,166.66
Franklin Langham	T17	68-74-76-70	288	56,250.00	Dudley Hart	T48	72-76-73-76	297	28,750.00
José María Olazábal	T17	70-76-69-73	288	56,250.00	Scott Verplank	T48	71-80-76-70	297	28,750.00
Phillip Price	T17	73-72-69-74	288	56,250.00	Shigeaki Maruyama	T50	71-77-78-72	298	27,750.00
Robert Allenby	T25	69-76-73-71	289	46,500.00	Tjaart Van Der Walt	T50	76-73-75-74	298	27,750.00
Stuart Appleby	T25	72-76-71-70	289	46,500.00	Kyi Hla Han	52	75-74-77-77	303	27,000.00

# 1999 American Express Championship

Valderrama GC

Purse: \$5,000,000

Par/Yards: 35-36—71/6,830

November 4-7, 1999

LEADERS		First Round	Second Round	Third Round		
	Vijay Singh	67 (-4)	Tim Herron	137 (-5)	Miguel A. Jimenez	209 (-4)
	Jim Furyk	68 (-3)	Chris Perry	137 (-5)	Chris Perry	209 (-4)
	Bob Estes	69 (-2)	Justin Leonard	138 (-4)	Tom Lehman	210 (-3)
	Scott Hoch	69 (-2)	Vijay Singh	138 (-4)	Justin Leonard	210 (-3)
	Mark James	69 (-2)	<b>Tiger Woods</b>	<b>140 (T9)</b>	Nick Price	210 (-3)
	Phil Mickelson	69 (-2)			Hal Sutton	210 (-3)
	Nick Price	69 (-2)			<b>Tiger Woods</b>	<b>210 (-3)</b>
	<b>Tiger Woods</b>	<b>71 (T12)</b>				



**CUT:** There was no cut. 61 of 62 professionals completed 72 holes.

**WEATHER:** Overcast, cool and blustery Thursday, with winds off the Mediterranean Sea. Warmer Friday and Saturday, with winds blowing from the opposite direction on Saturday. Beautiful Sunday, with winds gusty at times.

**Winner: Tiger Woods 71-69-70-68 278 \$1,000,000.00**  
*(Won playoff with birdie-3 on first extra hole)*

Tiger Woods	1	71-69-70-68	278	\$1,000,000.00	Jean Van De Velde	T30	72-73-70-76	291	\$37,750.00
Miguel Angel Jiménez	2	72-68-69-69	278	400,000.00	Mike Weir	T30	73-68-72-78	291	37,750.00
Dudley Hart	3	75-68-70-70	283	300,000.00	Steve Elkington	T34	74-72-71-75	292	36,000.00
Nick Price	T4	69-71-70-74	284	176,666.67	John Huston	T34	72-74-72-74	292	36,000.00
Lee Westwood	T4	73-67-71-73	284	176,666.67	Jeff Sluman	T34	77-70-69-76	292	36,000.00
Stewart Cink	T4	75-65-71-73	284	176,666.66	Paul Lawrie	T37	76-68-76-73	293	34,500.00
Fred Funk	T7	71-68-74-72	285	135,000.00	Rodney Pampling	T37	71-74-69-79	293	34,500.00
Sergio Garcia	T7	74-69-69-73	285	135,000.00	Bob Tway	T37	75-72-71-75	293	34,500.00
Scott Hoch	T7	69-70-72-74	285	135,000.00	Darren Clarke	T40	79-67-71-78	295	32,250.00
Chris Perry	T7	70-67-72-76	285	135,000.00	Ernie Els	T40	74-75-71-75	295	32,250.00
Bob Estes	T11	69-72-72-73	286	93,000.00	Phil Mickelson	T40	69-71-77-78	295	32,250.00
Jim Furyk	T11	68-73-71-74	286	93,000.00	Naomichi Joe Ozaki	T40	76-71-69-79	295	32,250.00
Justin Leonard	T11	71-67-72-76	286	93,000.00	Loren Roberts	T40	72-72-71-80	295	32,250.00
José Maria Olazábal	T11	73-69-69-75	286	93,000.00	Duffy Waldorf	T40	74-77-73-71	295	32,250.00
David Toms	T11	72-68-71-75	286	93,000.00	Notah Begay III	T46	77-71-73-75	296	30,250.00
Tim Herron	T16	71-66-75-75	287	70,000.00	Steve Pate	T46	72-74-72-78	296	30,250.00
Davis Love III	T16	74-70-73-70	287	70,000.00	Scott Dunlap	T48	74-71-75-77	297	28,500.00
Vijay Singh	T16	67-71-75-74	287	70,000.00	Carlos Franco	T48	75-73-74-75	297	28,500.00
Hal Sutton	19	75-66-69-78	288	62,000.00	Bernhard Langer	T48	71-70-80-76	297	28,500.00
Bob May	T20	77-69-74-69	289	52,800.00	Jeff Maggert	T48	70-74-79-74	297	28,500.00
Colin Montgomerie	T20	70-72-72-75	289	52,800.00	Ted Tryba	T48	77-71-70-79	297	28,500.00
Craig Parry	T20	72-73-71-73	289	52,800.00	Kazuhiko Hosokawa	T53	73-73-72-80	298	27,125.00
Dennis Paulson	T20	76-71-68-74	289	52,800.00	Robert Karlsson	T53	74-68-74-82	298	27,125.00
Jarmo Sandelin	T20	70-74-75-70	289	52,800.00	Alexander Cejka	T55	79-76-72-72	299	26,500.00
Angel Cabrera	T25	74-74-70-72	290	41,750.00	Brent Geiberger	T55	75-71-68-85	299	26,500.00
Retief Goosen	T25	75-69-74-72	290	41,750.00	Brian Watts	T55	75-74-79-71	299	26,500.00
Mark James	T25	69-70-74-77	290	41,750.00	Craig A. Spence	58	72-73-75-80	300	26,000.00
Tom Lehman	T25	72-67-71-80	290	41,750.00	Thomas Björn	T59	72-81-74-77	304	25,625.00
Jarrold Moseley	T25	76-69-72-73	290	41,750.00	David Frost	T59	76-73-74-81	304	25,625.00
Stuart Appleby	T30	76-66-74-75	291	37,750.00	Richard Kaplan	61	78-75-73-80	306	25,250.00
Padraig Harrington	T30	76-74-70-71	291	37,750.00					

# 2017-18 HSBC Champions Facts

## EVENT:

World Golf Championships-HSBC Champions  
(HSBC Champions on second reference)



The HSBC Champions is one of four World Golf Championships sanctioned and organized by the operational committee of the International Federation of PGA Tours, which includes the Asian Tour, European Tour, Japan Golf Tour, PGA TOUR, PGA Tour of Australasia and Southern Africa Tour. The other World Golf Championships include the Dell Technologies Match Play, the Bridgestone Invitational and the Mexico Championship.

## DATE:

October 26-29, 2017

## SITE:

Sheshan International Golf Club, Shanghai, China

## PAR/YARDAGE:

Par: 36-36=72/7,266

## 2017 CHAMPION:

Justin Rose, 274, 14-under par

## ARCHITECT/OPENED:

Nelson & Haworth/2004

## FORMAT:

Four-day, 72-hole stroke-play competition; no cut

## PURSE:

2017 - \$8.5 million total purse; \$1.4 million to the winner  
Prize money will be considered official on each player's home Tour.

## WEBSITES:

[www.worldgolfchampionships.com](http://www.worldgolfchampionships.com)  
[www.hsbcgolf.com](http://www.hsbcgolf.com)

## TICKETS:

For ticket information please log on to [www.hsbcgolf.com](http://www.hsbcgolf.com) or call the ticket hotline on +86 (21) 962 388

## ABOUT HSBC:

HSBC provides a comprehensive range of financial services to around 89 million customers through four global businesses; Global Retail Banking & Wealth Management, Global Commercial Banking, Global Banking and Markets and Global Private Banking. HSBC Holdings plc, the parent company of the HSBC Group, is headquartered in London. The Group serves customers worldwide from around 6,900 offices in over 80 countries and territories in Europe, the Asia-Pacific region, North and Latin America, and the Middle East and North Africa. With assets of US\$2,652bn at 30 June 2012, the HSBC Group is one of the world's largest banking and financial services organisations.

## UMBRELLA SPONSORS:

HSBC, Grupo Salinas, Dell, Bridgestone

## SOCIAL MEDIA:

Twitter: @HSBC\_Sport

## CHAMPIONSHIP OFFICE:

Marc Webster / Kate Bartley  
IMG UK Ltd  
McCormack House  
Burlington Lane  
W4 2TH  
Tel - +44 208 233 5300  
Email – [marc.webster@imgworld.com](mailto:marc.webster@imgworld.com)  
Email – [kate.bartley@imgworld.com](mailto:kate.bartley@imgworld.com)

## MEDIA CONTACTS:

Michele Mair, IMG PR Manager, [michele.mair@imgworld.com](mailto:michele.mair@imgworld.com)  
Scott Crockett, European Tour, [scrockett@europeantour.com](mailto:scrockett@europeantour.com)  
Chuah Choo Chiang, PGA TOUR, [chuahcc@pgatourintl.com.my](mailto:chuahcc@pgatourintl.com.my)



# 2017-18 HSBC Champions

**Sheshan International GC; Shanghai, China Purse: \$9,750,000 Par/Yards: 36-36—72/7,261 October 23-29, 2017**

LEADERS		First Round	Second Round	Third Round				
Brooks Koepka	.....	64 (-8)	Dustin Johnson	.....	131 (-13)	Dustin Johnson	.....	199 (-17)
Kiradech Aphibarnrat	.....	65 (-7)	Brooks Koepka	.....	132 (-12)	Brooks Koepka	.....	205 (-11)
Gavin Kyle Green	.....	65 (-7)	Kiradech Aphibarnrat	.....	135 (-9)	Henrik Stenson	.....	206 (-10)
Haydn Porteous	.....	66 (-6)	<b>Justin Rose</b>	.....	<b>135 (-9)</b>	Brian Harman	.....	207 (-9)
Patrick Reed	.....	66 (-6)	Patrick Reed	.....	136 (-8)	<b>Justin Rose</b>	.....	<b>207 (-9)</b>
<b>Justin Rose</b>	.....	<b>67 (-5)</b>						

**CUT:** No cut. 77 of 78 players completed 72 holes.

**WEATHER:** Thursday: Partly sunny with a high of 71. Wind ENE 4-8 mph. Friday: Partly sunny with a high of 74. Wind NE 4-8 mph. Saturday: Partly sunny with a high of 71. Wind NNE 5-10 mph. Sunday: Cloudy with high of 62. Wind NNW 15-20 mph with gusts up to 25 mph.



**Winner: Justin Rose 67-68-72-67 274 \$1,660,000.00**

Justin Rose	.....	1	67-68-72-67	274/-14	\$1,660,000.00	Marc Leishman	.....	T38	71-79-68-71	289/1	\$64,500.00
Brooks Koepka	.....	T2	64-68-73-71	276/-12	679,666.67	WC Liang	.....	T38	72-70-73-74	289/1	64,500.00
Henrik Stenson	.....	T2	68-69-69-70	276/-12	679,666.67	Haydn Porteous	.....	T38	66-74-74-75	289/1	64,500.00
Dustin Johnson	.....	T2	68-63-68-77	276/-12	679,666.66	Richard Sterne	.....	T38	73-72-76-68	289/1	64,500.00
Rafa Cabrera Bello	.....	T5	68-70-70-72	280/-8	288,000.00	Richie Ramsay	.....	T44	73-71-75-71	290/2	60,500.00
Kyle Stanley	.....	T5	71-68-69-72	280/-8	288,000.00	Xinjun Zhang	.....	T44	71-77-71-71	290/2	60,500.00
Peter Uihlein	.....	T5	72-67-69-72	280/-8	288,000.00	Ryan Fox	.....	T46	71-69-75-76	291/3	57,500.00
Brian Harman	.....	8	68-69-70-74	281/-7	210,000.00	Phachara Khongwatmai	.....	T46	69-78-70-74	291/3	57,500.00
Matthew Fitzpatrick	.....	T9	68-69-72-73	282/-6	176,000.00	Francesco Molinari	.....	T46	77-71-72-71	291/3	57,500.00
Bernd Wiesberger	.....	T9	71-70-70-71	282/-6	176,000.00	Xander Schauffele	.....	T46	71-75-74-71	291/3	57,500.00
Paul Casey	.....	T11	71-72-69-71	283/-5	140,000.00	Lucas Glover	.....	T50	71-75-76-70	292/4	51,875.00
Jason Day	.....	T11	69-74-72-68	283/-5	140,000.00	Hao Tong Li	.....	T50	72-76-71-73	292/4	51,875.00
Tony Finau	.....	T11	67-72-74-70	283/-5	140,000.00	Hideki Matsuyama	.....	T50	74-74-72-72	292/4	51,875.00
Tyrrell Hatton	.....	T11	68-70-71-74	283/-5	140,000.00	Patrick Reed	.....	T50	66-70-82-74	292/4	51,875.00
Patrick Cantlay	.....	T15	68-74-69-73	284/-4	107,900.00	Charl Schwartzel	.....	T50	73-70-73-76	292/4	51,875.00
Branden Grace	.....	T15	74-69-72-69	284/-4	107,900.00	Adam Scott	.....	T50	72-72-74-74	292/4	51,875.00
Charles Howell III	.....	T15	72-67-71-74	284/-4	107,900.00	Hudson Swafford	.....	T50	70-74-75-73	292/4	51,875.00
Daisuke Kataoka	.....	T15	71-72-69-72	284/-4	107,900.00	Fabrizio Zanotti	.....	T50	73-71-71-77	292/4	51,875.00
Phil Mickelson	.....	T15	71-72-74-67	284/-4	107,900.00	Ross Fisher	.....	T58	77-70-73-70	293/5	48,250.00
Ashun Wu	.....	T20	67-72-73-73	285/-3	90,250.00	Chan Kim	.....	T58	69-72-72-80	293/5	48,250.00
Tommy Fleetwood	.....	T20	71-70-70-74	285/-3	90,250.00	David Lipsky	.....	T58	69-70-72-82	293/5	48,250.00
Hideto Tanihara	.....	T20	72-70-74-69	285/-3	90,250.00	Jordan L Smith	.....	T58	69-73-74-77	293/5	48,250.00
Jhonattan Vegas	.....	T20	70-73-72-70	285/-3	90,250.00	Wesley Bryan	.....	T62	77-72-71-74	294/6	46,750.00
Kiradech Aphibarnrat	.....	T24	65-70-75-76	286/-2	79,500.00	Bill Haas	.....	T62	71-73-76-74	294/6	46,750.00
Daniel Berger	.....	T24	68-71-75-72	286/-2	79,500.00	Scott Hend	.....	T62	71-68-78-77	294/6	46,750.00
Poom Saksansin	.....	T24	73-70-68-75	286/-2	79,500.00	Adam Hadwin	.....	T65	69-74-79-73	295/7	46,125.00
Pat Perez	.....	T24	72-69-76-69	286/-2	79,500.00	Mike Hendry	.....	T65	73-75-71-76	295/7	46,125.00
Chez Reavie	.....	T24	69-74-71-72	286/-2	79,500.00	Matthew Griffin	.....	T67	68-77-74-77	296/8	45,625.00
Hyun-woo Ryu	.....	T24	69-73-69-75	286/-2	79,500.00	Michael Lorenzo-Vera	.....	T67	71-71-77-77	296/8	45,625.00
Matthew Southgate	.....	T24	68-71-74-73	286/-2	79,500.00	Zecheng Dou	.....	T69	71-76-75-75	297/9	45,125.00
SSP Chawrasia	.....	T31	72-70-73-72	287/-1	72,000.00	Si Woo Kim	.....	T69	71-71-79-76	297/9	45,125.00
Matt Kuchar	.....	T31	67-70-72-78	287/-1	72,000.00	Thomas Pieters	.....	T71	75-79-69-76	299/11	44,625.00
Alexander Levy	.....	T31	71-71-71-74	287/-1	72,000.00	Graeme Storm	.....	T71	75-74-75-75	299/11	44,625.00
Alex Noren	.....	T31	72-72-72-71	287/-1	72,000.00	Yan Wei Liu	.....	73	72-73-77-78	300/12	44,250.00
Thorbjørn Olesen	.....	T31	72-73-69-73	287/-1	72,000.00	Ashley Hall	.....	74	74-71-80-76	301/13	44,000.00
Russell Henley	.....	T36	75-68-76-69	288/E	68,500.00	Andrew Dodt	.....	75	74-79-74-77	304/16	43,750.00
Jon Rahm	.....	T36	72-74-69-73	288/E	68,500.00	Brandon Stone	.....	76	78-87-68-75	308/20	43,500.00
Paul Dunne	.....	T38	67-73-70-79	289/1	64,500.00	Yi Cao	.....	77	74-83-79-75	311/23	43,250.00
Gavin Kyle Green	.....	T38	65-74-73-77	289/1	64,500.00	Shugo Imahira	.....	DQ	72-79	151/7	

# 2016-17 HSBC Champions

**Sheshan International GC; Shanghai, China** Purse: \$9,500,000 Par/Yards: 36-36—72/7,261 **October 24-30, 2016**

LEADERS		First Round	Second Round	Third Round
	Rikard Karlberg	64 (-8)	<b>Hideki Matsuyama</b>	<b>131 (-13)</b>
	Rickie Fowler	65 (-7)	Bill Haas	134 (-10)
	Daniel Berger	66 (-6)	Russell Knox	134 (-10)
	Russell Knox	66 (-6)	Daniel Berger	136 (-8)
	<b>Hideki Matsuyama</b>	<b>66 (-6)</b>	Richard Bland	136 (-8)
			Francesco Molinari	136 (-8)
				<b>Hideki Matsuyama</b>
				Russell Knox
				Daniel Berger
				Bill Haas
				Francesco Molinari

**CUT:** No cut. 78 professionals completed 72 holes.

**WEATHER:** Thursday: Cloudy and dreary conditions with a high of 62. Wind ENE 10-15 mph. Friday: Cloudy and breezy conditions with a high of 68 with temperatures dropping in the late afternoon to the high 50s. Wind NNW to NNE 10-20 mph with gusts of 25-30 mph. Saturday: Cloudy with a high of 59. Wind NNE 10-15 decreasing to 8-12 mph in the afternoon. Sunday: Mostly sunny with a high of 64. Wind ENE 8-12 mph.



**Winner: Hideki Matsuyama 66-65-68-66 265 \$1,620,000.00**

Hideki Matsuyama	1	66-65-68-66	265/-23	\$1,620,000.00	George Coetzee	T40	69-79-68-72	288/E	\$62,000.00
Daniel Berger	T2	66-70-67-69	272/-16	787,000.00	Zecheng Dou	T40	77-70-72-69	288/E	62,000.00
Henrik Stenson	T2	69-71-67-65	272/-16	787,000.00	Martin Kaymer	T40	72-68-74-74	288/E	62,000.00
Bill Haas	T4	67-67-70-69	273/-15	372,000.00	Soren Kjeldsen	T40	73-75-72-68	288/E	62,000.00
Rory McIlroy	T4	71-66-70-66	273/-15	372,000.00	Brooks Koepka	T40	73-70-69-76	288/E	62,000.00
Ross Fisher	T6	69-68-69-68	274/-14	235,333.34	Louis Oosthuizen	T45	71-75-69-74	289/1	58,500.00
Rickie Fowler	T6	65-73-68-68	274/-14	235,333.33	Jhonattan Vegas	T45	79-71-73-66	289/1	58,500.00
Francesco Molinari	T6	67-69-68-70	274/-14	235,333.33	Bradley Dredge	T47	72-73-74-71	290/2	55,000.00
Sergio Garcia	T9	68-72-69-67	276/-12	170,000.00	Andrew Johnston	T47	75-69-69-77	290/2	55,000.00
Russell Knox	T9	66-68-68-74	276/-12	170,000.00	K.T. Kim	T47	74-74-71-71	290/2	55,000.00
Emiliano Grillo	T11	72-67-71-67	277/-11	148,000.00	WC Liang	T47	72-75-72-71	290/2	55,000.00
Paul Casey	T12	67-70-72-69	278/-10	134,000.00	Gary Woodland	T47	71-74-73-72	290/2	55,000.00
Alexander Noren	T12	68-72-70-68	278/-10	134,000.00	Gregory Bourdy	T52	74-70-76-71	291/3	51,500.00
Thomas Pieters	T14	71-70-66-72	279/-9	118,500.00	Young-han Song	T52	75-74-72-70	291/3	51,500.00
Adam Scott	T14	69-80-64-66	279/-9	118,500.00	Scott Hend	T54	72-72-72-77	293/5	49,250.00
Matthew Fitzpatrick	T16	72-74-70-65	281/-7	103,666.67	Kevin Na	T54	75-71-73-74	293/5	49,250.00
Joost Luiten	T16	72-68-71-70	281/-7	103,666.67	Hideto Tanihara	T54	73-73-73-74	293/5	49,250.00
Jason Kokrak	T16	70-73-67-71	281/-7	103,666.66	Bubba Watson	T54	71-73-76-73	293/5	49,250.00
Rafa Cabrera Bello	T19	71-74-68-69	282/-6	93,000.00	Alexander Levy	T58	72-75-73-74	294/6	47,750.00
Rikard Karlberg	T19	64-75-71-72	282/-6	93,000.00	Jordan Zunic	T58	72-75-75-72	294/6	47,750.00
Matt Kuchar	T21	73-66-68-76	283/-5	88,000.00	Patrick Reed	T60	78-75-66-76	295/7	46,500.00
Xinjun Zhang	T21	68-69-70-76	283/-5	88,000.00	Chan Shih-chang	T60	79-74-71-71	295/7	46,500.00
Ashun Wu	T23	73-69-73-69	284/-4	80,166.67	Richard Sterne	T60	77-74-69-75	295/7	46,500.00
Tyrrell Hatton	T23	70-76-67-71	284/-4	80,166.67	Byeong Hun An	T63	74-75-76-71	296/8	45,250.00
Justin Thomas	T23	71-70-72-71	284/-4	80,166.67	Si Woo Kim	T63	74-81-72-69	296/8	45,250.00
Chris Wood	T23	69-70-70-75	284/-4	80,166.67	Hao Tong Li	T63	73-72-74-77	296/8	45,250.00
Shane Lowry	T23	74-68-65-77	284/-4	80,166.66	Sean O'Hair	T63	73-73-72-78	296/8	45,250.00
Ryan Moore	T23	71-72-66-75	284/-4	80,166.66	Scott Piercy	T63	79-72-74-71	296/8	45,250.00
Lee Westwood	T29	69-70-77-69	285/-3	75,000.00	Matthew Millar	T68	72-75-74-77	298/10	44,375.00
Richard Bland	T30	68-68-75-75	286/-2	72,000.00	Miguel Tabuena	T68	72-76-72-78	298/10	44,375.00
Roberto Castro	T30	73-74-73-66	286/-2	72,000.00	Marcus Fraser	T70	78-73-71-77	299/11	43,625.00
Branden Grace	T30	73-75-71-67	286/-2	72,000.00	Kevin Kisner	T70	72-80-69-78	299/11	43,625.00
Thongchai Jaidee	T30	70-73-73-70	286/-2	72,000.00	Soomin Lee	T70	76-76-75-72	299/11	43,625.00
Charl Schwartzel	T30	72-71-72-71	286/-2	72,000.00	Jeunghun Wang	T70	82-76-69-72	299/11	43,625.00
Dean Burmester	T35	68-70-74-75	287/-1	67,000.00	Jacques Blaauw	T74	76-73-77-75	301/13	43,000.00
Kevin Chappell	T35	70-71-72-74	287/-1	67,000.00	Danny Willett	T75	74-78-75-75	302/14	42,750.00
J.B. Holmes	T35	71-74-70-72	287/-1	67,000.00	Huilin Zhang	T76	72-78-76-79	305/17	42,500.00
Dustin Johnson	T35	74-74-70-69	287/-1	67,000.00	Nathan Holman	T77	75-79-77-75	306/18	42,125.00
Bernd Wiesberger	T35	71-72-73-71	287/-1	67,000.00	Jimmy Walker	T77	78-79-77-72	306/18	42,125.00


# 2015-16 HSBC Champions

**Sheshan International GC; Shanghai, China Purse: \$8,500,000 Par/Yards: 36-36—72/7,261 November 2-8, 2015**

LEADERS		First Round	Second Round	Third Round		
	Graeme McDowell	67 (-5)	Graeme McDowell	134 (-10)	Graeme McDowell	205 (-11)
	Tim Clark	69 (-3)	Ian Poulter	137 (-7)	Hiroshi Iwata	206 (-10)
	Tommy Fleetwood	69 (-3)	Hiroshi Iwata	138 (-6)	Martin Kaymer	207 (-9)
	Rickie Fowler	69 (-3)	<b>Bubba Watson</b>	<b>138 (-6)</b>	<b>Bubba Watson</b>	<b>207 (-9)</b>
	Martin Kaymer	69 (-3)	Jonas Blixt	139 (-5)	Tim Clark	208 (-8)
	Chris Kirk	69 (-3)	Tim Clark	139 (-5)	Rickie Fowler	208 (-8)
	Brandt Snedeker	69 (-3)	Rickie Fowler	139 (-5)		
	<b>Bubba Watson</b>	<b>71 (-1)</b>	Kevin Na	139 (-5)		

**CUT:** No cut. 77 of 78 professionals completed 72 holes.

**WEATHER:** Thursday: Mostly cloudy with a high of 75 degrees and winds SE-10-15 mph. Friday: A few light morning showers before play started. Highs in the high 60s with winds SSE-12-15 mph. Saturday: The start of the third round was delayed 30 minutes with tee times pushed back to 9:15 a.m. local time due to dangerous/lightning conditions. Play was again suspended at 9:57 a.m. due to the threat of lightning in the area. Play resumed at 10:40 a.m. and was called for the day due to darkness with the final group given the option to complete their final hole. Only Russell Knox elected not to tee off the 18th hole and returned to finish his third round at 7:45 a.m. on Sunday morning. Wind NW 10-20 mph. Sunday: Mostly cloudy with chilly temperatures in the morning rising to the mid 60s. Winds N 10-15 mph.




**Winner: Russell Knox 67-65-68-68 268 \$1,400,000.00**

Russell Knox	1	67-65-68-68	268/-20	\$1,400,000.00	Steven Bowditch	T40	64-75-68-75	282/-6	\$58,500.00
Kevin Kisner	2	64-66-70-70	270/-18	850,000.00	Luke Donald	T40	71-69-70-72	282/-6	58,500.00
Ross Fisher	T3	69-69-65-68	271/-17	422,500.00	Matt Jones	T40	74-70-68-70	282/-6	58,500.00
Danny Willett	T3	65-74-70-62	271/-17	422,500.00	Anirban Lahiri	T40	70-75-66-71	282/-6	58,500.00
Branden Grace	T5	63-71-70-68	272/-16	276,500.00	Louis Oosthuizen	T44	68-69-73-73	283/-5	55,500.00
Dustin Johnson	T5	65-71-65-71	272/-16	276,500.00	Daniel Summerhays	T44	68-74-67-74	283/-5	55,500.00
Matthew Fitzpatrick	T7	68-69-69-67	273/-15	173,750.00	SSP Chawrasia	T46	69-72-71-72	284/-4	52,000.00
Hao Tong Li	T7	66-69-66-72	273/-15	173,750.00	Miguel Angel Jimenez	T46	73-72-70-69	284/-4	52,000.00
Patrick Reed	T7	65-70-68-70	273/-15	173,750.00	Soren Kjeldsen	T46	68-71-70-75	284/-4	52,000.00
Jordan Spieth	T7	68-72-63-70	273/-15	173,750.00	Richard T. Lee	T46	68-72-73-71	284/-4	52,000.00
Daniel Berger	T11	68-71-69-66	274/-14	106,166.67	Xin-jun Zhang	T46	67-72-73-72	284/-4	52,000.00
Sergio Garcia	T11	68-70-68-68	274/-14	106,166.67	Ze-cheng Dou	T51	70-71-73-71	285/-3	49,000.00
Rory McIlroy	T11	68-72-68-66	274/-14	106,166.67	Lee Westwood	T51	72-69-71-73	285/-3	49,000.00
Henrik Stenson	T11	69-72-66-67	274/-14	106,166.67	Chris Wood	T51	68-76-69-72	285/-3	49,000.00
Thongchai Jaidee	T11	72-68-66-68	274/-14	106,166.66	Thomas Aiken	T54	70-71-73-72	286/-2	47,500.00
Marc Leishman	T11	69-72-65-68	274/-14	106,166.66	Tyrrell Hatton	T54	70-76-70-70	286/-2	47,500.00
Rickie Fowler	T17	68-72-68-67	275/-13	89,000.00	Alexander Noren	T54	70-76-66-74	286/-2	47,500.00
Bernd Wiesberger	T17	70-66-69-70	275/-13	89,000.00	Kevin Na	57	72-72-72-71	287/-1	46,500.00
Byeong-Hun An	T19	69-68-68-72	277/-11	83,000.00	Greg Chalmers	T58	73-73-69-73	288/E	44,791.67
Scott Hend	T19	68-69-67-73	277/-11	83,000.00	Nick Cullen	T58	74-71-70-73	288/E	44,791.67
Hunter Mahan	T19	68-68-71-70	277/-11	83,000.00	Trevor Fisher Jr	T58	67-74-70-77	288/E	44,791.67
Thorbjorn Olesen	T19	64-74-66-73	277/-11	83,000.00	Danny Lee	T58	71-73-71-73	288/E	44,791.67
Paul Casey	T23	67-72-71-68	278/-10	75,750.00	Wu Ashun	T58	69-74-72-73	288/E	44,791.66
Harris English	T23	67-71-70-70	278/-10	75,750.00	WC Liang	T58	71-73-73-71	288/E	44,791.66
Thomas Pieters	T23	67-71-71-69	278/-10	75,750.00	Hiroshi Iwata	T64	70-77-69-73	289/1	43,250.00
Gary Woodland	T23	69-71-73-65	278/-10	75,750.00	Cameron Smith	T64	71-73-70-75	289/1	43,250.00
K.T. Kim	T27	74-71-68-66	279/-9	72,000.00	Andy Sullivan	T64	70-74-70-75	289/1	43,250.00
James Morrison	T27	69-70-68-72	279/-9	72,000.00	Danny Chia	67	72-73-74-71	290/2	42,750.00
Justin Thomas	T27	72-69-70-68	279/-9	72,000.00	Andrew Dodt	T68	70-80-76-66	292/4	42,375.00
Kiradech Aphibarnrat	T30	69-70-70-71	280/-8	68,000.00	Shane Lowry	T68	74-75-72-71	292/4	42,375.00
Tommy Fleetwood	T30	67-71-72-70	280/-8	68,000.00	Adam Scott	70	75-76-72-70	293/5	42,000.00
David Howell	T30	73-68-69-70	280/-8	68,000.00	Satoshi Kodaira	71	74-76-76-68	294/6	41,750.00
Martin Kaymer	T30	69-71-73-67	280/-8	68,000.00	David Lingmerth	T72	70-72-76-77	295/7	41,375.00
Ian Poulter	T30	72-71-70-67	280/-8	68,000.00	Danie van Tonder	T72	77-73-71-74	295/7	41,375.00
Emiliano Grillo	T35	69-71-69-72	281/-7	63,000.00	Yi Cao	74	70-78-71-78	297/9	41,000.00
Scott Piercy	T35	70-73-66-72	281/-7	63,000.00	Steven Jeffress	75	76-78-73-74	301/13	40,750.00
Charl Schwartzel	T35	68-72-69-72	281/-7	63,000.00	Chris Kirk	T76	71-79-74-79	303/15	40,375.00
Robert Streb	T35	73-69-68-71	281/-7	63,000.00	Marc Warren	T76	75-74-81-73	303/15	40,375.00
Bubba Watson	T35	68-73-68-72	281/-7	63,000.00	Hideki Matsuyama	WD	71-73	144/E	

# 2014-15 HSBC Champions

Sheshan International GC; Shanghai, China Purse: \$8,500,000 Par/Yards: 36-36—72/7,261 November 3-9, 2014

LEADERS		First Round	Second Round	Third Round		
	Graeme McDowell	67 (-5)	Graeme McDowell	134 (-10)	Graeme McDowell	205 (-11)
	Tim Clark	69 (-3)	Ian Poulter	137 (-7)	Hiroshi Iwata	206 (-10)
	Tommy Fleetwood	69 (-3)	Hiroshi Iwata	138 (-6)	Martin Kaymer	207 (-9)
	Rickie Fowler	69 (-3)	<b>Bubba Watson</b>	<b>138 (-6)</b>	<b>Bubba Watson</b>	<b>207 (-9)</b>
	Martin Kaymer	69 (-3)	Jonas Blixt	139 (-5)	Tim Clark	208 (-8)
	Chris Kirk	69 (-3)	Tim Clark	139 (-5)	Rickie Fowler	208 (-8)
	Brandt Snedeker	69 (-3)	Rickie Fowler	139 (-5)		
	<b>Bubba Watson</b>	<b>71 (-1)</b>	Kevin Na	139 (-5)		



**CUT:** No cut. 76 of the 80 professionals completed 72 holes.

**Winner: Bubba Watson 71-67-69-70 277 \$1,400,000.00**

Bubba Watson	1	71-67-69-70	277/-11	\$1,400,000.00	Jimmy Walker	T35	73-69-75-73	290/2	\$61,500.00
Tim Clark	2	69-70-69-69	277/-11	850,000.00	Marc Warren	T35	75-72-69-74	290/2	61,500.00
Rickie Fowler	T3	69-70-69-70	278/-10	381,666.67	Thomas Bjorn	T41	72-75-72-72	291/3	56,000.00
Hiroshi Iwata	T3	73-65-68-72	278/-10	381,666.67	Luke Donald	T41	74-72-74-71	291/3	56,000.00
Graeme McDowell	T3	67-67-71-73	278/-10	381,666.66	Thongchai Jaidee	T41	71-76-75-69	291/3	56,000.00
Thorbjorn Olesen	T6	72-68-69-71	280/-8	213,666.67	Hideki Matsuyama	T41	74-69-73-75	291/3	56,000.00
Ian Poulter	T6	70-67-72-71	280/-8	213,666.67	Dawie van der Walt	T41	70-72-75-74	291/3	56,000.00
Martin Kaymer	T6	69-72-66-73	280/-8	213,666.66	Ernie Els	T46	74-70-74-74	292/4	52,500.00
Marc Leishman	9	72-71-69-69	281/-7	158,000.00	Mikko Ilonen	T46	75-76-71-70	292/4	52,500.00
Jason Dufner	T10	72-70-72-68	282/-6	135,500.00	Felipe Aguilar	T48	76-74-71-72	293/5	49,300.00
Brandt Snedeker	T10	69-74-69-70	282/-6	135,500.00	Bill Haas	T48	70-74-72-77	293/5	49,300.00
George Coetzee	T12	72-73-69-69	283/-5	108,000.00	WC Liang	T48	75-74-73-71	293/5	49,300.00
Adam Scott	T12	70-72-71-70	283/-5	108,000.00	Justin Rose	T48	72-71-76-74	293/5	49,300.00
Pablo Larrazabal	T14	75-72-69-68	284/-4	89,833.34	Marcel Siem	T48	72-72-76-73	293/5	49,300.00
Alexander Levy	T14	74-68-71-71	284/-4	89,833.34	Matt Jones	T53	75-76-71-72	294/6	47,000.00
Wu Ashun	T14	74-70-69-71	284/-4	89,833.33	Hennie Otto	T53	74-72-75-73	294/6	47,000.00
Jonas Blixt	T14	71-68-71-74	284/-4	89,833.33	Scott Stallings	T53	74-76-77-67	294/6	47,000.00
Chris Kirk	T14	69-74-69-72	284/-4	89,833.33	Matt Every	T56	75-72-75-73	295/7	45,250.00
Louis Oosthuizen	T14	70-70-72-72	284/-4	89,833.33	David Lipsky	T56	78-73-72-72	295/7	45,250.00
Kevin Na	T20	71-68-79-67	285/-3	81,000.00	Kevin Streelman	T56	77-72-71-75	295/7	45,250.00
Lee Westwood	T20	70-73-69-73	285/-3	81,000.00	Gary Woodland	T56	73-75-74-73	295/7	45,250.00
Ryan Palmer	T22	74-72-72-68	286/-2	77,000.00	Mu Hu	T60	78-71-74-73	296/8	43,875.00
Patrick Reed	T22	71-73-71-71	286/-2	77,000.00	Brendon Todd	T60	71-74-73-78	296/8	43,875.00
Jamie Donaldson	T24	71-77-68-71	287/-1	73,500.00	Darren Fichardt	62	74-72-74-77	297/9	43,500.00
Tommy Fleetwood	T24	69-75-74-69	287/-1	73,500.00	Hyung-Sung Kim	63	70-74-75-79	298/10	43,250.00
Stephen Gallacher	T24	72-72-71-72	287/-1	73,500.00	Keegan Bradley	T64	72-73-77-78	300/12	42,500.00
Henrik Stenson	T24	70-71-81-65	287/-1	73,500.00	Mike Hendry	T64	76-75-73-76	300/12	42,500.00
Sergio Garcia	T28	74-72-73-69	288/E	68,500.00	Charl Schwartzel	T64	74-76-77-73	300/12	42,500.00
J.B. Holmes	T28	70-71-73-74	288/E	68,500.00	Oliver Wilson	T64	71-70-79-80	300/12	42,500.00
Anirban Lahiri	T28	74-70-74-70	288/E	68,500.00	Lian-Wei Zhang	T64	73-76-74-77	300/12	42,500.00
Joost Luiten	T28	77-71-69-71	288/E	68,500.00	Ze-cheng Dou	T69	76-73-74-78	301/13	41,625.00
Hunter Mahan	T28	74-68-71-75	288/E	68,500.00	Antonio Lascuna	T69	76-79-73-73	301/13	41,625.00
Ryan Moore	T28	74-71-72-71	288/E	68,500.00	Miguel A. Jimenez	71	78-75-73-76	302/14	41,250.00
Shane Lowry	34	78-69-74-68	289/1	65,000.00	Jason Knutson	72	78-74-75-77	304/16	41,000.00
Russell Henley	T35	71-75-74-70	290/2	61,500.00	Billy Horschel	T73	80-77-79-70	306/18	40,500.00
Haotong Li	T35	75-72-76-67	290/2	61,500.00	Yoshitaka Takeya	T73	77-78-75-76	306/18	40,500.00
John Senden	T35	73-73-72-72	290/2	61,500.00	Jaco Van Zyl	T73	70-75-83-78	306/18	40,500.00
Jordan Spieth	T35	70-74-72-74	290/2	61,500.00	Jin Jeong	76	85-79-75-80	319/31	40,000.00

# 2013-14 HSBC Champions

Sheshan International GC; Shanghai, China Purse: \$8,500,000 Par/Yards: 36-36—72/7,266 October 28-November 3, 2013

LEADERS		First Round	Second Round	Third Round	
Rory McIlroy	65 (-7)	Dustin Johnson	132 (-12)	Dustin Johnson	198 (-18)
Jamie Donaldson	67 (-5)	Rory McIlroy	137 (-7)	Ian Poulter	201 (-15)
Gonzalo Fdez-Castano	67 (-5)	Bubba Watson	137 (-7)	Graeme McDowell	202 (-14)
Tommy Fleetwood	68 (-4)	Boo Weekley	137 (-7)	Graham DeLaet	204 (-12)
Justin Rose	68 (-4)	Ernie Els	138 (-6)	Rory McIlroy	204 (-12)
Jordan Spieth	68 (-4)	Gonzalo Fdez-Castano	138 (-6)	Justin Rose	204 (-12)
Bubba Watson	68 (-4)	Tommy Fleetwood	138 (-6)		
Dustin Johnson	69 (-3)	Sergio Garcia	138 (-6)		
		Graeme McDowell	138 (-6)		
		Ian Poulter	138 (-6)		



**CUT:** No cut. 77 of 78 players completed 72 holes.

**WEATHER:** Thursday: Cloudy and breezy, with a high of 69. Wind E at 10-15 mph. Friday: Partly cloudy and breezy, with a high of 69. Wind E at 10-15 mph. Saturday: Mostly cloudy, with a high of 72. Winds N at 3-6 mph. Sunday: Mostly cloudy, with a high of 72. NNW wind at 5-10 mph.

**Winner: Dustin Johnson 69-63-66-66 264 \$1,400,000.00**

Dustin Johnson	1	69-63-66-66	264/-24	\$1,400,000.00	Gonzalo Fdez-Castano	T39	67-71-70-76	284/-4	\$58,000.00
Ian Poulter	2	71-67-63-66	267/-21	850,000.00	Branden Grace	T39	77-71-67-69	284/-4	58,000.00
Graeme McDowell	3	69-69-64-66	268/-20	480,000.00	Haotong Li	T39	72-71-74-67	284/-4	58,000.00
Sergio Garcia	4	70-68-69-63	270/-18	365,000.00	David Lynn	T39	74-70-69-71	284/-4	58,000.00
Justin Rose	5	68-71-65-68	272/-16	300,000.00	Richard Sterne	T39	74-73-74-63	284/-4	58,000.00
Graham DeLaet	T6	71-68-65-69	273/-15	231,500.00	Chris Wood	T39	71-71-73-69	284/-4	58,000.00
Rory McIlroy	T6	65-72-67-69	273/-15	231,500.00	Ken Duke	T46	70-72-73-70	285/-3	52,500.00
Jamie Donaldson	T8	67-74-66-67	274/-14	161,666.67	Brian Gay	T46	71-72-72-70	285/-3	52,500.00
Bubba Watson	T8	68-69-69-68	274/-14	161,666.67	Thongchai Jaidee	T46	76-68-68-73	285/-3	52,500.00
Martin Kaymer	T8	70-74-62-68	274/-14	161,666.66	Jimmy Walker	T46	73-73-69-70	285/-3	52,500.00
Keegan Bradley	T11	71-68-68-68	275/-13	116,666.67	Hiroynki Fujita	T50	75-70-68-73	286/-2	49,000.00
Ernie Els	T11	69-69-71-66	275/-13	116,666.67	Mike Hendry	T50	72-73-73-68	286/-2	49,000.00
Boo Weekley	T11	70-67-69-69	275/-13	116,666.66	Masahiro Kawamura	T50	73-72-70-71	286/-2	49,000.00
Phil Mickelson	14	71-68-72-65	276/-12	100,000.00	Ryan Moore	T50	70-74-69-73	286/-2	49,000.00
WC Liang	T15	72-67-72-66	277/-11	93,500.00	Michael Thompson	T50	74-72-68-72	286/-2	49,000.00
Louis Oosthuizen	T15	70-70-70-67	277/-11	93,500.00	Kiradech Aphibamrat	T55	69-78-68-72	287/-1	46,250.00
Jordan Spieth	17	68-71-70-69	278/-10	90,000.00	Rickie Fowler	T55	74-70-70-73	287/-1	46,250.00
Tommy Fleetwood	T18	68-70-69-72	279/-9	87,000.00	John Merrick	T55	72-75-69-71	287/-1	46,250.00
Jin Jeong	T18	70-69-71-69	279/-9	87,000.00	Brandt Snedeker	T55	73-74-70-70	287/-1	46,250.00
Paul Casey	20	69-73-69-69	280/-8	84,000.00	Peter Uihlein	T55	71-73-73-70	287/-1	46,250.00
Gregory Bourdy	T21	75-68-67-71	281/-7	75,100.00	Lee Westwood	T55	71-73-68-75	287/-1	46,250.00
Bill Haas	T21	72-72-69-68	281/-7	75,100.00	Derek Ernst	T61	71-72-73-72	288/E	44,250.00
Peter Hanson	T21	70-73-70-68	281/-7	75,100.00	Darren Fichardt	T61	70-74-75-69	288/E	44,250.00
Scott Hend	T21	69-74-66-72	281/-7	75,100.00	Gaganjeet Bhullar	T63	69-71-75-74	289/1	43,500.00
Mikko Ilonen	T21	72-69-72-68	281/-7	75,100.00	Jonas Blixt	T63	70-75-74-70	289/1	43,500.00
Matteo Manassero	T21	72-70-70-69	281/-7	75,100.00	Stephen Gallacher	T63	73-73-72-71	289/1	43,500.00
Francesco Molinari	T21	72-69-70-70	281/-7	75,100.00	Ryo Ishikawa	T66	81-72-68-69	290/2	42,875.00
Scott Piercy	T21	72-73-68-68	281/-7	75,100.00	Daniel Popovic	T66	77-71-69-73	290/2	42,875.00
Bo Van Pelt	T21	77-67-66-71	281/-7	75,100.00	D.A. Points	T68	72-74-70-75	291/3	42,375.00
Jaco Van Zyl	T21	72-73-68-68	281/-7	75,100.00	Ashun Wu	T68	74-75-70-72	291/3	42,375.00
Luke Donald	T31	70-71-70-71	282/-6	68,000.00	David Howell	70	72-75-73-72	292/4	42,000.00
Henrik Stenson	T31	74-76-67-65	282/-6	68,000.00	Seuk-hyun Baek	71	81-68-69-75	293/5	41,750.00
Nick Watney	T31	75-74-67-66	282/-6	68,000.00	Miguel A. Jimenez	72	75-76-70-74	295/7	41,500.00
Mark Brown	T34	72-68-72-71	283/-5	64,000.00	Raphael Jacquelin	73	81-70-71-74	296/8	41,250.00
Jason Dufner	T34	73-67-71-72	283/-5	64,000.00	George Coetzee	74	75-77-74-71	297/9	41,000.00
Billy Horschel	T34	71-69-72-71	283/-5	64,000.00	Mu Hu	75	76-75-73-75	299/11	40,750.00
Wenyi Huang	T34	70-74-69-70	283/-5	64,000.00	Brett Rumford	76	75-77-79-72	303/15	40,500.00
Kevin Streelman	T34	70-73-72-68	283/-5	64,000.00	Huang Ming-jie	77	83-77-80-83	323/35	40,250.00
Thomas Bjorn	T39	74-72-70-68	284/-4	58,000.00					

# 2012 HSBC Champions

Mission Hills Golf Club; Guangdong, China Purse: \$7,000,000 Par/Yards: 36-36—72/7,301 October 29-November 4, 2012

LEADERS	First Round	Second Round	Third Round
Louis Oosthuizen	65 (-7)	Louis Oosthuizen 128 (-16)	Louis Oosthuizen 198 (-18)
Adam Scott	65 (-7)	Ernie Els 133 (-11)	Lee Westwood 198 (-18)
Peter Hanson	66 (-6)	Adam Scott 133 (-11)	Phil Mickelson 201 (-15)
Shane Lowry	66 (-6)	Jason Dufner 134 (-10)	Ernie Els 202 (-14)
Phil Mickelson	66 (-6)	Shane Lowry 134 (-10)	Bill Haas 202 (-14)
Bubba Watson	66 (-6)	Ian Poulter 137 (T12)	Ian Poulter 202 (-14)
Ian Poulter	69 (T16)		

**CUT:** No cut. 77 of 78 professionals completed 72 holes,



**WEATHER:** Overcast and mild. High of 75. Winds variable at 5-10 mph. Friday: Sunny and mild. High of 79. Winds variable at 5-10 mph. Saturday: Sunny and mild. High of 79. Winds variable at 8-10 mph. Sunday: Overcast and warm. High of 82. Winds variable at 5-10 mph.

**Winner: Ian Poulter 69-68-65-65 267 \$1,200,000.00**


Ian Poulter	69-68-65-65	267	\$1,200,000.00	Francesco Molinari	T39	74-69-74-68	285	\$47,000.00
Jason Dufner	68-66-71-64	269	417,500.00	Thaworn Wiratchant	T39	72-70-70-73	285	47,000.00
Ernie Els	70-63-69-67	269	417,500.00	Jamie Donaldson	T42	71-74-71-70	286	43,500.00
Phil Mickelson	66-69-66-68	269	417,500.00	Marcus Fraser	T42	73-72-70-71	286	43,500.00
Scott Piercy	68-68-68-65	269	417,500.00	Graeme McDowell	T42	71-75-68-72	286	43,500.00
Louis Oosthuizen	65-63-70-72	270	190,000.00	Julien Quesne	T42	71-71-71-73	286	43,500.00
Lee Westwood	70-67-61-72	270	190,000.00	Rafael Cabrera Bello	T46	75-69-76-67	287	40,000.00
Adam Scott	65-68-71-67	271	155,000.00	Greg Chalmers	T46	71-71-68-77	287	40,000.00
Martin Kaymer	68-69-67-68	272	140,000.00	Brendan Jones	T46	74-69-70-74	287	40,000.00
Bill Haas	69-67-66-71	273	125,000.00	Jeev Milkha Singh	T46	72-71-73-71	287	40,000.00
Hiroyuki Fujita	73-67-67-67	274	98,000.00	Mark Wilson	T46	73-74-69-71	287	40,000.00
Prom Meesawat	67-70-69-68	274	98,000.00	Robert Garrigus	T51	76-68-69-75	288	38,000.00
Thorbjorn Olesen	71-65-70-68	274	98,000.00	Brad Kennedy	T51	73-77-67-71	288	38,000.00
Marcel Siem	71-70-66-67	274	98,000.00	Geoff Ogilvy	T51	75-74-72-67	288	38,000.00
Brandt Snedeker	72-71-60-71	274	98,000.00	Nicolas Colsaerts	T54	73-73-71-72	289	36,750.00
Carl Pettersson	70-68-66-71	275	80,500.00	Han Lee	T54	73-70-75-71	289	36,750.00
Nick Watney	72-72-69-62	275	80,500.00	Robert Allenby	T56	76-72-69-73	290	34,750.00
Gaganjeet Bhullar	73-68-63-72	276	75,000.00	George Coetzee	T56	73-76-68-73	290	34,750.00
Luke Donald	68-68-69-71	276	75,000.00	Hyung-Sung Kim	T56	78-70-70-72	290	34,750.00
Marc Leishman	73-68-65-70	276	75,000.00	Garth Mulroy	T56	70-74-73-73	290	34,750.00
Thomas Bjorn	72-70-68-67	277	70,000.00	Jaco Van Zyl	T56	74-75-70-71	290	34,750.00
Thongchai Jaidee	70-68-69-70	277	70,000.00	Xin-jun Zhang	T56	75-69-76-70	290	34,750.00
Keegan Bradley	71-68-68-71	278	67,000.00	Branden Grace	T62	75-76-70-70	291	32,500.00
Peter Hanson	66-71-73-69	279	62,250.00	Hennie Otto	T62	76-73-71-71	291	32,500.00
Scott Hend	70-74-67-68	279	62,250.00	Danny Willett	T62	74-73-71-73	291	32,500.00
WC Liang	72-73-66-68	279	62,250.00	Alvaro Quiros	T65	72-76-68-76	292	31,000.00
Justin Rose	72-70-67-70	279	62,250.00	Richie Ramsay	T65	78-71-72-71	292	31,000.00
Thomas Aiken	68-73-69-70	280	57,500.00	Kyle Stanley	T65	79-70-74-69	292	31,000.00
Gonzalo Fdez-Castano	71-67-69-73	280	57,500.00	Jbe' Kruger	68	83-72-71-67	293	30,000.00
John Senden	72-70-70-68	280	57,500.00	Kenichi Kuboya	T69	77-83-66-69	295	29,000.00
Bernd Wiesberger	72-72-68-68	280	57,500.00	David Lynn	T69	76-69-73-77	295	29,000.00
Shane Lowry	66-68-72-75	281	55,000.00	Toshinori Muto	T69	74-71-76-74	295	29,000.00
Bubba Watson	66-72-69-75	282	54,000.00	Yuta Ikeda	T72	70-70-82-75	297	27,500.00
Ik-Je Jang	68-71-72-72	283	52,500.00	David Lipsky	T72	78-74-69-76	297	27,500.00
Tadahiro Takayama	73-69-70-71	283	52,500.00	Robert Rock	T72	78-70-76-73	297	27,500.00
Paul Lawrie	69-71-72-72	284	50,000.00	Johnson Wagner	75	75-74-73-76	298	26,500.00
Joost Luiten	72-72-68-72	284	50,000.00	Siddikur Rahman	76	77-76-76-72	301	26,000.00
A-Shun Wu	68-70-71-75	284	50,000.00	Mu Hu	77	79-74-79-75	307	25,500.00
Dustin Johnson	67-68-84-66	285	47,000.00					

# 2011 HSBC Champions

Sheshan International Golf Club; Shanghai, China Purse: \$7,000,000 Par/Yards: 36-36—72/7,266 October 31-November 6, 2011

First Round	Second Round	Third Round
Keegan Bradley ..... 65 (-7)	Fredrik Jacobson ..... 133 (-11)	Fredrik Jacobson ..... 200 (-16)
Fredrik Jacobson ..... 67 (-5)	Louis Oosthuizen ..... 134 (-10)	Louis Oosthuizen ..... 202 (-14)
Alexander Noren ..... 67 (-5)	Adam Scott ..... 134 (-10)	Adam Scott ..... 203 (-13)
Bo Van Pelt ..... 67 (-5)	Keegan Bradley ..... 135 (-9)	Rory McIlroy ..... 204 (-12)
K.J. Choi ..... 68 (-4)	Paul Casey ..... 136 (-8)	Lee Westwood ..... 204 (-12)
Thongchai Jaidee ..... 68 (-4)	Bo Van Pelt ..... 136 (-8)	<b>Martin Kaymer ..... 205 (-11)</b>
Justin Rose ..... 68 (-4)	<b>Martin Kaymer ..... 137 (-7)</b>	
David Toms ..... 68 (-4)		
<b>Martin Kaymer ..... 69 (-3)</b>		

**CUT:** No cut. All 78 professionals completed 72 holes.



**WEATHER:** Thursday: Mostly cloudy, with the high reaching 68. Winds variable at 5-10 mph. Friday: Mostly cloudy and humid, with the high reaching 68. There was light rain for approximately 90 minutes midway through the round. Lift, clean and place rules in effect. Winds variable at 6-12 mph. Saturday: Mostly cloudy and warmer, with the high reaching 71. Winds variable at 5-10 mph. Sunday: Mostly cloudy and cooler, with the high reaching 69. Winds NNE at 12-18 mph shifting to NE at 10-18 in the afternoon.

**Winner: Martin Kaymer 69-68-68-63 268 \$1,200,000.00**

Martin Kaymer ..... 1	69-68-68-63	268	\$1,200,000.00	Miguel A. Jimenez ..... T38	72-68-68-77	285	\$47,500.00
Fredrik Jacobson ..... 2	67-66-67-71	271	675,000.00	Chinnarat Phadungsil ..... T38	71-69-74-71	285	47,500.00
Graeme McDowell ..... 3	69-69-67-67	272	430,000.00	Stuart Appleby ..... T42	77-70-71-69	287	43,500.00
Paul Casey ..... T4	70-66-70-67	273	258,333.33	Thomas Bjorn ..... T42	72-71-71-73	287	43,500.00
Rory McIlroy ..... T4	70-69-65-69	273	258,333.33	Bill Haas ..... T42	74-69-68-76	287	43,500.00
Charl Schwartzel ..... T4	70-69-69-65	273	258,333.33	Scott Stallings ..... T42	70-74-72-71	287	43,500.00
Hunter Mahan ..... T7	71-67-69-67	274	155,000.00	Ben Crane ..... T46	75-71-74-68	288	40,500.00
Louis Oosthuizen ..... T7	71-63-68-72	274	155,000.00	Ashun Wu ..... T46	74-71-70-73	288	40,500.00
Justin Rose ..... T7	68-70-70-66	274	155,000.00	Keith Horne ..... T46	71-70-73-74	288	40,500.00
Jhonattan Vegas ..... 10	69-73-65-68	275	125,000.00	Jung-gon Hwang ..... T49	72-72-70-75	289	38,000.00
Adam Scott ..... T11	69-65-69-73	276	110,000.00	Kyung-tae Kim ..... T49	73-77-71-68	289	38,000.00
Bo Van Pelt ..... T11	67-69-70-70	276	110,000.00	Paul Lawrie ..... T49	72-71-72-74	289	38,000.00
Ian Poulter ..... T13	70-68-69-71	278	90,000.00	Alexander Noren ..... T49	67-75-70-77	289	38,000.00
Lee Westwood ..... T13	69-68-67-74	278	90,000.00	Alvaro Quiros ..... T49	72-67-71-79	289	38,000.00
Xin-jun Zhang ..... T13	74-68-64-72	278	90,000.00	Siddikur Rahman ..... T49	75-73-67-74	289	38,000.00
Keegan Bradley ..... T16	65-70-72-72	279	79,333.33	Ashun Wu ..... T49	72-69-70-78	289	38,000.00
K.J. Choi ..... T16	68-70-72-69	279	79,333.33	Robert Karlsson ..... T56	74-75-68-73	290	35,500.00
Simon Dyson ..... T16	69-69-70-71	279	79,333.33	Geoff Ogilvy ..... T56	75-69-69-77	290	35,500.00
John Senden ..... 19	72-68-70-70	280	75,000.00	Mark Wilson ..... T56	71-73-77-69	290	35,500.00
Nicolas Colsaerts ..... T20	74-69-68-70	281	71,000.00	Tetsuji Hiratsuka ..... T59	72-70-72-77	291	34,000.00
Lucas Glover ..... T20	76-68-71-66	281	71,000.00	Michio Matsumura ..... T59	74-71-71-75	291	34,000.00
Pablo Larrazabal ..... T20	70-69-70-72	281	71,000.00	David Toms ..... T59	68-76-71-76	291	34,000.00
Aaron Baddeley ..... T23	69-68-73-72	282	62,500.00	Jim Furyk ..... T62	78-68-73-73	292	32,500.00
Jonathan Byrd ..... T23	71-68-70-73	282	62,500.00	Michael Hoey ..... T62	76-70-74-72	292	32,500.00
Anders Hansen ..... T23	71-69-70-72	282	62,500.00	WC Liang ..... T62	72-73-71-76	292	32,500.00
Jbe' Kruger ..... T23	70-70-68-74	282	62,500.00	S.S.P. Chowrasia ..... 65	73-74-73-73	293	31,500.00
Francesco Molinari ..... T23	70-70-71-71	282	62,500.00	Kiradech Aphibarnrat ..... T66	79-72-71-72	294	30,750.00
Jeev Milkha Singh ..... T23	72-73-69-68	282	62,500.00	D.A. Points ..... T66	73-71-73-77	294	30,750.00
Harrison Frazar ..... T29	70-75-64-74	283	56,500.00	Chez Reavie ..... 68	70-75-68-82	295	30,000.00
Yuta Ikeda ..... T29	70-71-68-74	283	56,500.00	Matteo Manassero ..... 69	82-71-70-73	296	29,500.00
Thongchai Jaidee ..... T29	68-69-72-74	283	56,500.00	Thomas Aiken ..... 70	76-75-69-77	297	29,000.00
Rory Sabbatini ..... T29	69-71-71-72	283	56,500.00	David Gleeson ..... 71	71-70-76-81	298	28,500.00
Ernie Els ..... T33	75-69-72-68	284	52,000.00	Alistair Presnell ..... T72	75-75-73-76	299	27,750.00
Peter Hanson ..... T33	69-73-71-71	284	52,000.00	Chan Yih-shin ..... T72	75-74-76-74	299	27,750.00
Robert Rock ..... T33	70-70-71-73	284	52,000.00	Hao Yuan ..... 74	72-78-74-76	300	27,000.00
Lee Slattery ..... T33	76-71-68-69	284	52,000.00	Pablo Martin ..... 75	76-71-74-80	301	26,500.00
Nick Watney ..... T33	71-75-71-67	284	52,000.00	Tom Lewis ..... 76	78-71-72-83	304	26,000.00
Darren Clarke ..... T38	73-76-67-69	285	47,500.00	Adam Bland ..... 77	75-76-81-80	312	25,500.00
Jim Herman ..... T38	74-70-73-68	285	47,500.00	Bobby Gates ..... WD	75-68-69	212	

# 2010 HSBC Champions

Sheshan International Golf Club; Shanghai, China Purse: \$7,000,000 Par/Yards: 36-36—72/7,266 November 4-7, 2010

LEADERS		First Round	Second Round	Third Round				
Francesco Molinari.....	65	(-7)	Francesco Molinari.....	135	(-9)	Francesco Molinari.....	202	(-14)
Lee Westwood.....	66	(-6)	Lee Westwood.....	136	(-8)	Lee Westwood.....	203	(-13)
Yuta Ikeda.....	67	(-5)	Ernie Els.....	137	(-7)	Luke Donald.....	206	(-10)
Seung-yul Noh.....	67	(-5)	Richie Ramsay.....	137	(-7)	Ernie Els.....	208	(-8)
Henrik Stenson.....	67	(-5)	Jaco Van Zyl.....	137	(-7)	Ross Fisher.....	208	(-8)
Luke Donald.....	68	(-4)	Luke Donald.....	138	(-6)	Richie Ramsay.....	208	(-8)
Pablo Martin.....	68	(-4)	Ross Fisher.....	139	(-5)	Jaco van Zyl.....	209	(-7)½
Tiger Woods.....	68	(-4)	Seung yul Noh.....	139	(-5)			

**CUT:** No cut. 77 of 78 professionals completed 72 holes.



**WEATHER:** Thursday: Partly cloudy with a high of 79 degrees. S winds 6-12 mph. Friday: Partly cloudy and cool in the morning, with a high temperature in the lower 80s. Light, variable winds. Saturday: Hazy sunshine and cool, with a high temperature of 79 degrees and calm winds. Sunday: Due to morning fog, the start of the final round was delayed 75 minutes from 8:35 a.m. until 9:50 a.m. Afternoon temperatures reached into the low 80s, under hazy skies with calm winds.

**Winner: Francesco Molinari 65-70-67-67 269 \$1,200,000.00**


Francesco Molinari.....	1	65-70-67-67	269	\$1,200,000.00	Carl Pettersson.....	T39	71-73-71-73	288	\$47,500.00
Lee Westwood.....	2	66-70-67-67	270	675,000.00	Ryo Ishikawa.....	T41	72-71-71-75	289	44,000.00
Luke Donald.....	T3	68-70-68-73	279	372,500.00	Miguel A. Jimenez.....	T41	72-70-75-72	289	44,000.00
Richie Ramsay.....	T3	69-68-71-71	279	372,500.00	Kyung-tae Kim.....	T41	72-69-75-73	289	44,000.00
Rory McIlroy.....	5	71-71-71-67	280	250,000.00	Phil Mickelson.....	T41	69-71-76-73	289	44,000.00
Fredrik Andersson Hed.....	T6	69-71-71-70	281	145,714.29	Edoardo Molinari.....	T41	72-71-76-70	289	44,000.00
Paul Casey.....	T6	73-71-67-70	281	145,714.29	Hiroyuki Fujita.....	T46	75-75-70-70	290	40,750.00
Ernie Els.....	T6	72-65-71-73	281	145,714.29	Ryan Palmer.....	T46	69-72-74-75	290	40,750.00
Retief Goosen.....	T6	70-74-69-68	281	145,714.29	Arjun Atwal.....	T48	73-71-73-74	291	39,500.00
Richard Green.....	T6	72-68-73-68	281	145,714.29	David Horsey.....	T48	71-74-74-72	291	39,500.00
Peter Hanson.....	T6	73-69-70-69	281	145,714.29	Heath Slocum.....	T48	71-72-78-70	291	39,500.00
Tiger Woods.....	T6	68-72-73-68	281	145,714.29	Camilo Villegas.....	T51	75-70-78-69	292	38,250.00
Ian Poulter.....	T13	70-70-73-69	282	90,000.00	Y.E. Yang.....	T51	69-74-73-76	292	38,250.00
Henrik Stenson.....	T13	67-74-72-69	282	90,000.00	Jason Bohn.....	T53	72-75-72-74	293	36,500.00
Jaco Van Zyl.....	T13	71-66-72-73	282	90,000.00	Rhys Davies.....	T53	76-70-72-75	293	36,500.00
Ross Fisher.....	T16	69-70-69-75	283	77,200.00	Andrew Dodt.....	T53	73-68-80-72	293	36,500.00
Padraig Harrington.....	T16	70-70-70-73	283	77,200.00	Matteo Manassero.....	T53	71-70-81-71	293	36,500.00
Pablo Martin.....	T16	68-73-71-71	283	77,200.00	Alvaro Quiros.....	T53	74-78-70-71	293	36,500.00
Seung-yul Noh.....	T16	67-72-71-73	283	77,200.00	Michael Sim.....	T58	72-79-74-69	294	34,750.00
Charl Schwartzel.....	T16	74-70-67-72	283	77,200.00	Shunsuke Sonoda.....	T58	72-77-78-67	294	34,750.00
Robert Allenby.....	T21	72-68-72-72	284	68,000.00	Tetsuji Hiratsuka.....	T60	71-71-80-73	295	33,500.00
Bill Haas.....	T21	72-71-72-69	284	68,000.00	Michio Matsumura.....	T60	71-74-75-75	295	33,500.00
Hunter Mahan.....	T21	70-73-71-70	284	68,000.00	Thaworn Wiratchant.....	T60	75-76-73-71	295	33,500.00
Nick Watney.....	T21	72-68-74-70	284	68,000.00	Marcus Fraser.....	T63	72-76-73-76	297	31,750.00
Tim Clark.....	T25	72-70-70-73	285	60,200.00	Anders Hansen.....	T63	71-74-79-73	297	31,750.00
Rickie Fowler.....	T25	71-74-72-68	285	60,200.00	Alistair Presnell.....	T63	74-75-74-74	297	31,750.00
Brendan Jones.....	T25	76-72-69-68	285	60,200.00	Liang Wen-Chong.....	T63	79-73-76-69	297	31,750.00
Anthony Kim.....	T25	73-72-70-70	285	60,200.00	Pariya Junhasavasdikul.....	T67	74-80-72-72	298	30,250.00
Adam Scott.....	T25	69-73-73-70	285	60,200.00	Danny Willett.....	T67	77-69-75-77	298	30,250.00
K.J. Choi.....	T30	72-71-71-72	286	55,500.00	Stuart Appleby.....	T69	72-73-74-80	299	29,000.00
Ben Crane.....	T30	71-71-74-70	286	55,500.00	Simon Khan.....	T69	76-73-76-74	299	29,000.00
Yuta Ikeda.....	T30	67-75-76-68	286	55,500.00	Bill Lunde.....	T69	78-72-79-70	299	29,000.00
Martin Kaymer.....	T30	72-69-74-71	286	55,500.00	Wu Kang-chun.....	T72	75-77-75-74	301	27,750.00
Darren Fichardt.....	T34	73-72-70-72	287	51,000.00	Louis Oosthuizen.....	T72	69-80-80-72	301	27,750.00
Richard S. Johnson.....	T34	70-70-77-70	287	51,000.00	Kiradech Aphibarnrat.....	74	78-75-73-77	303	27,000.00
Robert Karlsson.....	T34	71-73-73-70	287	51,000.00	Chao Li.....	75	79-79-75-71	304	26,500.00
Graeme McDowell.....	T34	74-71-73-69	287	51,000.00	Mardan Mamat.....	76	75-76-75-80	306	26,000.00
Katsumasa Miyamoto.....	T34	69-75-77-66	287	51,000.00	Hao Yuan.....	77	79-75-79-75	308	25,500.00
Gregory Bourdy.....	T39	73-74-73-68	288	47,500.00					



# 2009 HSBC Champions

Sheshan International Golf Club; Shanghai, China Purse: \$7,000,000 Par/Yards: 36-36—72/7,199 November 5-8, 2009

LEADERS		First Round	Second Round	Third Round		
	Nick Watney	64 (-8)	Nick Watney	134 (-10)	<b>Phil Mickelson</b>	<b>202 (-14)</b>
	Martin Kaymer	66 (-6)	Tiger Woods	134 (-10)	Tiger Woods	204 (-12)
	Ryan Moore	66 (-6)	Ryan Moore	135 (-9)	Nick Watney	204 (-12)
	Shane Lowry	66 (-6)	Alvaro Quiros	135 (-9)	Ryan Moore	205 (-11)
	Paul Casey	67 (-5)	<b>Phil Mickelson</b>	<b>135 (-9)</b>	Lee Westwood	206 (-10)
	Tiger Woods	67 (-5)	Anthony Kim	136 (-8)	Jyoti Randhawa	208 (-8)
	Anthony Kim	67 (-5)			Anthony Kim	208 (-8)
	Lin Wen-tang	67 (-5)				
	<b>Phil Mickelson</b>	<b>69 (T13)</b>				



**CUT:** There was no cut. 77 of 78 professionals completed 72 holes.

**WEATHER:** Thursday: Sunny and warm, with a high of 73 degrees. S winds 6-12 mph. Friday: Mostly sunny and unseasonably warm. High of 81 with SW winds 10-15 mph. Saturday: Hazy sunshine and muggy. High of 79. Winds S 10-15 mph. Sunday: Mostly sunny and warm with a high of 83. Winds SW 6-12 mph.

**Winner: Phil Mickelson 69-66-67-69 271 \$1,200,000.00**

Phil Mickelson	1	69-66-67-69	271	\$1,200,000.00	Jason Dufner	T40	69-71-73-74	287	\$45,000.00
Ernie Els	2	70-71-68-63	272	675,000.00	WC Liang	T40	73-73-73-68	287	45,000.00
Ryan Moore	3	66-69-70-68	273	430,000.00	Garth Mulroy	T40	69-72-76-70	287	45,000.00
Rory McIlroy	4	73-68-70-63	274	315,000.00	Rod Pampling	T40	69-72-75-71	287	45,000.00
Nick Watney	5	64-70-70-71	275	250,000.00	Henrik Stenson	T40	69-72-74-72	287	45,000.00
Martin Kaymer	T6	66-74-69-67	276	190,000.00	Greg Chalmers	T45	72-74-73-69	288	40,333.33
Tiger Woods	T6	67-67-70-72	276	190,000.00	Gonzalo Fdez-Castano	T45	73-73-72-70	288	40,333.33
Alvaro Quiros	T8	69-66-76-66	277	147,500.00	Ricardo Gonzalez	T45	74-71-70-73	288	40,333.33
Lee Westwood	T8	70-71-65-71	277	147,500.00	Ian Poulter	T45	72-69-79-68	288	40,333.33
Retief Goosen	T10	71-71-68-68	278	99,571.43	Rory Sabbatini	T45	74-68-76-70	288	40,333.33
Anthony Kim	T10	67-69-72-70	278	99,571.43	Oliver Wilson	T45	71-72-73-72	288	40,333.33
Soren Kjeldsen	T10	69-72-71-66	278	99,571.43	Stewart Cink	T51	71-74-75-69	289	38,000.00
Daisuke Maruyama	T10	72-69-74-63	278	99,571.43	Yuta Ikeda	T51	73-73-71-72	289	38,000.00
Francesco Molinari	T10	73-67-70-68	278	99,571.43	Prayad Marksang	T51	81-69-70-69	289	38,000.00
Geoff Ogilvy	T10	72-74-65-67	278	99,571.43	Christian Cevaer	T54	73-77-71-69	290	36,500.00
Pat Perez	T10	68-69-75-66	278	99,571.43	Jerry Kelly	T54	71-75-74-70	290	36,500.00
Ryo Ishikawa	T17	72-67-70-70	279	78,000.00	Martin Laird	T54	72-74-73-71	290	36,500.00
Koumei Oda	T17	70-69-72-68	279	78,000.00	Michael Jonzon	T57	72-74-73-72	291	35,000.00
Thongchai Jaidee	T19	71-69-70-70	280	72,000.00	Thomas Levet	T57	77-77-72-65	291	35,000.00
Matt Kuchar	T19	68-72-72-68	280	72,000.00	Steve Marino	T57	77-70-74-70	291	35,000.00
Alexander Noren	T19	70-71-71-68	280	72,000.00	Chih-Bing Lam	T60	71-74-75-72	292	33,750.00
Jyoti Randhawa	T19	68-70-70-72	280	72,000.00	Richard Sterne	T60	74-73-72-73	292	33,750.00
Robert Allenby	T23	73-69-70-69	281	66,000.00	Nathan Green	T62	79-77-72-65	293	32,750.00
Sergio Garcia	T23	75-70-69-67	281	66,000.00	Sean O'Hair	T62	74-71-76-72	293	32,750.00
Brian Gay	T25	69-69-72-72	282	61,333.33	Jeppie Huldahl	T64	76-72-73-73	294	31,750.00
Padraig Harrington	T25	74-69-72-67	282	61,333.33	Mark Murless	T64	71-76-79-68	294	31,750.00
Camilo Villegas	T25	70-69-73-70	282	61,333.33	Danny Lee	T66	74-71-76-74	295	30,750.00
Simon Dyson	T28	72-69-72-70	283	58,000.00	Lian-Wei Zhang	T66	73-70-80-72	295	30,750.00
Ross Fisher	T28	70-70-72-71	283	58,000.00	Thomas Aiken	T68	74-78-73-71	296	29,750.00
Shane Lowry	T28	66-74-71-72	283	58,000.00	Anthony Kang	T68	75-76-76-69	296	29,750.00
Mark Brown	T31	71-74-71-68	284	55,500.00	Peter Hedblom	T70	77-71-76-74	298	28,500.00
Peter Hanson	T31	72-72-75-65	284	55,500.00	Daniel Alfredo Vancsik	T70	74-74-74-76	298	28,500.00
Shingo Katayama	T33	75-68-77-65	285	51,000.00	Ashun Wu	T70	74-71-83-70	298	28,500.00
James Kingston	T33	70-70-75-70	285	51,000.00	Jean Hugo	T73	78-76-74-71	299	27,500.00
Wen-Tang Lin	T33	67-72-70-76	285	51,000.00	Gaganjeet Bhullar	T74	74-76-76-74	300	26,500.00
Chapchai Nirat	T33	71-74-70-70	285	51,000.00	Nick Dougherty	T74	68-80-76-76	300	26,500.00
Jeev M. Singh	T33	73-72-70-70	285	51,000.00	C Muniyappa	T74	74-69-78-79	300	26,500.00
Scott Strange	T33	71-72-74-68	285	51,000.00	Wei-Huang Wu	T77	74-78-75-74	301	25,500.00
Y.E. Yang	T33	72-71-75-67	285	51,000.00					

## Firestone Country Club



Zach Johnson is coming off two consecutive top 10s at the WGC-Bridgestone Invitational (T10, 2) and is in search of his first World Golf Championships title.

## 18-Year Ranking of Holes at Firestone CC (South Course)

Hole	Rank	Stroke	Average +/-
1	12	4.039	+0.039
2	18	4.550	-.450
3	8	4.060	+0.060
4	1	4.274	+2.274
5	16	2.987	-.013
6	5	4.112	+1.112
7	11	3.053	+0.053
8	9	4.058	+0.058
9	2	4.228	+2.228
10	13	4.002	+0.002
11	17	3.947	-.053
12	15	2.991	-.009
13	3	4.175	+1.175
14	6	4.100	+1.100
15	7	3.076	+0.076
16	10	5.056	+0.056
17	14	3.995	-.005
18	4	4.165	+1.165

## Round-by-Round Scoring Averages

### FIRESTONE CC (SOUTH COURSE)

	Par 70				
	First Rd	Second Rd	Third Rd	Fourth Rd	Total (to par)
2017	71.092	71.013	70.461	69.421	70.496 (+0.496)
2016	71.832	72.224	71.190	70.414	71.415 (+1.415)
2015	71.364	70.988	70.572	70.950	70.966 (+0.966)
2014	70.974	70.118	70.297	70.153	70.389 (+0.389)
2013	70.932	71.192	71.055	71.027	71.051 (+1.051)
2012	70.33	71.10	71.20	70.14	70.69 (+0.695)
2011	69.632	69.908	70.724	70.434	70.174 (+0.174)
2010	70.741	70.025	70.087	71.375	70.556 (+0.556)
2009	70.848	70.696	70.418	71.481	70.861 (+0.861)
2008	70.388	70.713	70.613	70.488	70.550 (+0.550)
2007	72.181	73.049	72.720	73.207	72.787 (+2.787)
2006	71.410	71.397	70.731	71.145	71.171 (+1.171)
2005	71.930	71.958	70.343	71.214	71.365 (+1.365)
2004	70.803	70.853	70.987	71.720	71.090 (+1.090)
2003	70.624	70.788	71.259	72.341	71.253 (+1.253)
2001	69.128	69.842	69.838	72.027	70.192 (+0.192)
2000	69.405	69.919	70.000	69.405	69.682 (-0.318)
1999	70.293	70.244	69.585	72.732	70.713 (+0.713)

### SAHALEE CC SAMMAMISH, WA

	Par 71				
2002	70.885	71.091	71.831	71.338	71.285 (+0.285)

## Scoring Averages at a Glance (1999-2017)

Hole	1	2	3	4	5	6	7	8	9	10	11	12	13	14	15	16	17	18
<b>Par</b>	<b>4</b>	<b>5</b>	<b>4</b>	<b>4</b>	<b>3</b>	<b>4</b>	<b>3</b>	<b>4</b>	<b>4</b>	<b>4</b>	<b>4</b>	<b>3</b>	<b>4</b>	<b>4</b>	<b>3</b>	<b>5</b>	<b>4</b>	<b>4</b>
<b>1999</b>	4.079	4.494	4.171	4.268	2.957	4.152	3.030	4.152	4.195	3.945	3.841	2.909	4.238	3.988	3.104	5.006	3.909	4.274
<b>2000</b>	3.932	4.358	3.959	4.345	3.068	4.081	3.068	3.980	4.209	3.926	3.804	2.885	4.182	3.939	2.953	4.959	3.980	4.054
<b>2001</b>	4.066	4.477	4.020	4.245	2.907	4.179	3.053	3.947	4.132	4.066	3.868	3.033	4.265	3.960	3.033	4.934	3.907	4.099
<b>2003</b>	4.038	4.424	4.106	4.312	3.021	4.094	3.112	3.962	4.218	3.953	3.853	3.032	4.226	4.088	3.135	5.388	4.018	4.274
<b>2004</b>	4.027	4.555	4.080	4.269	2.934	4.193	3.023	4.090	4.256	4.140	3.983	2.887	4.193	4.100	3.080	5.080	3.997	4.206
<b>2005</b>	4.145	4.652	3.918	4.344	3.004	4.160	3.064	3.911	4.156	4.096	4.089	3.000	4.156	4.277	3.021	5.096	4.074	4.202
<b>2006</b>	4.000	4.623	4.058	4.397	2.990	4.113	3.061	3.932	4.252	3.965	4.035	2.974	4.174	4.232	3.068	5.110	4.048	4.139
<b>2007</b>	4.076	4.678	4.119	4.432	3.012	4.164	3.079	4.231	4.447	4.137	4.036	3.085	4.264	4.316	3.100	5.158	4.143	4.310
<b>2008</b>	3.981	4.534	3.975	4.103	2.966	4.053	3.053	4.163	4.228	3.931	3.906	2.966	4.253	4.031	3.172	5.041	3.994	4.200
<b>2009</b>	3.991	4.547	4.000	4.332	3.006	4.114	3.070	4.092	4.237	3.934	4.079	3.009	4.123	4.085	3.092	5.044	3.975	4.130
<b>2010</b>	3.972	4.602	4.059	4.258	2.975	4.121	3.050	4.071	4.236	4.006	3.966	3.006	4.056	4.062	3.071	4.963	3.941	4.14
<b>2011</b>	4.030	4.556	4.043	4.155	2.938	4.000	3.026	4.066	4.164	3.984	3.882	2.957	4.132	4.115	3.020	4.938	4.013	4.158
<b>2012</b>	4.098	4.548	4.049	4.292	2.964	4.161	2.931	3.984	4.174	4.007	3.967	3.056	4.111	4.098	3.092	5.036	4.036	4.092
<b>2013</b>	4.086	4.555	4.123	4.267	2.986	4.120	3.045	4.202	4.308	4.007	3.955	2.945	4.161	4.075	3.079	5.041	3.911	4.185
<b>2014</b>	4.060	4.534	4.114	4.225	2.970	4.124	3.007	4.091	4.171	3.946	3.953	2.983	4.151	4.094	3.047	4.919	3.953	4.047
<b>2015</b>	4.029	4.568	4.127	4.218	3.045	4.019	3.172	4.029	4.256	3.958	3.948	3.101	4.130	4.039	3.107	5.071	4.016	4.133
<b>2016</b>	4.056	4.652	4.107	4.206	3.043	4.064	3.073	4.099	4.253	4.034	3.944	3.030	4.172	4.202	3.133	5.180	4.004	4.163
<b>2017</b>	4.016	4.589	4.059	4.227	2.934	4.109	3.089	4.118	4.230	3.961	3.934	3.039	4.086	4.125	3.026	4.865	3.997	4.092

<b>Eagles</b>	6	164	2	1	1	3	1	3	1	4	4	1	0	4	3	4	5	1
Birdies	844	2293	871	389	783	582	596	792	481	931	1001	800	576	639	596	1052	819	674
<b>Pars</b>	3251	2194	3185	3028	3560	3370	3583	3189	3025	3207	3291	3470	3163	3260	3500	2971	3413	3025
Bogeys	823	343	775	1465	660	1005	811	966	1388	832	676	713	1172	1042	864	748	747	1167
<b>Doubles</b>	87	29	177	139	22	63	36	71	124	50	52	43	108	76	60	191	40	150
Triple+	16	4	17	5	1	4	0	6	8	3	3	0	8	6	4	61	3	10

## 2017 Hole-by-Hole Summary

### Firestone CC (South Course)

Rank	Hole	Par	Yardage	Average Score	Average Over Under-par	Eagle	Birdie	Par	Bogey	Double Bogey	Other
12	1	4	399	4.016	.016		48	205	49	2	
18	2	5	526	4.589	.411-	9	134	137	21	3	
9	3	4	442	4.059	.059		56	186	51	10	1
2	4	4	471	4.227	.227		34	179	80	10	1
15	5	3	200	2.934	.066-		62	200	42		
5	6	4	469	4.109	.109		39	202	55	7	1
7	7	3	219	3.089	.089		25	228	50	1	
4	8	4	482	4.118	.118		44	188	65	6	1
1	9	4	494	4.230	.230		36	171	88	9	
14	10	4	410	3.961	.039-		69	180	53	2	
15	11	4	418	3.934	.066-		58	212	30	4	
10	12	3	180	3.039	.039		33	227	43	1	
8	13	4	471	4.086	.086		46	191	62	5	
3	14	4	467	4.125	.125		39	192	69	4	
11	15	3	221	3.026	.026	1	39	218	43	3	
17	16	5	667	4.865	.135-	1	94	162	40	6	1
13	17	4	400	3.997	.003-	1	45	213	44	1	
6	18	4	464	4.092	.092	1	48	183	66	6	
<b>TOTALS:</b>		<b>70</b>	<b>7400</b>	<b>70.497</b>	<b>.497</b>	<b>13</b>	<b>949</b>	<b>3474</b>	<b>951</b>	<b>80</b>	<b>5</b>

## 2017 Scoring Recap

	ROUND 1	ROUND 2	ROUND 3	ROUND 4	TOTAL
Rounds below 70	21	28	32	45	126
Rounds below par	21	28	32	45	126
Rounds par & below	32	37	38	53	160
Rounds at even par	11	9	6	8	34
Rounds over par	44	39	38	23	144
Rounds 80 & over				1	1

# 2016 Hole-by-Hole Summary

## Firestone CC (South Course)

Rank	Hole	Par	Yardage	Average Score	Average Over Under-par	Eagle	Birdie	Par	Bogey	Double Bogey	Other
12	1	4	399	4.056	.056		37	152	39	4	1
18	2	5	526	4.652	.348-	8	86	118	21		
8	3	4	442	4.107	.107		34	148	43	8	
2	4	4	471	4.206	.206		24	139	68	2	
13	5	3	200	3.043	.043		31	162	39	1	
11	6	4	469	4.064	.064		29	163	38	3	
10	7	3	219	3.073	.073		25	166	42		
9	8	4	482	4.099	.099		33	149	46	5	
1	9	4	494	4.253	.253	1	20	135	73	4	
14	10	4	410	4.034	.034		44	140	46	3	
17	11	4	418	3.944	.056-		49	150	32	2	
15	12	3	180	3.030	.030		22	183	27	1	
5	13	4	471	4.172	.172		27	144	57	5	
3	14	4	467	4.202	.202		21	151	54	7	
7	15	3	221	3.133	.133		22	160	50		1
4	16	5	667	5.180	.180	1	36	136	43	14	3
16	17	4	400	4.004	.004		42	149	41	1	
6	18	4	464	4.163	.163		28	143	58	4	
<b>TOTALS:</b>		<b>70</b>	<b>7400</b>	<b>71.416</b>	<b>1.416</b>	<b>10</b>	<b>610</b>	<b>2688</b>	<b>817</b>	<b>64</b>	<b>5</b>

## 2016 Scoring Recap

	ROUND 1	ROUND 2	ROUND 3	ROUND 4	TOTAL
Rounds below 70	17	12	13	24	66
Rounds below par	17	12	13	24	66
Rounds par & below	25	17	24	31	97
Rounds at even par	8	5	11	7	31
Rounds over par	34	41	34	27	136
Rounds 80 & over	1		1		2

## 2015 Hole-by-Hole Summary

### Firestone CC (South Course)

Rank	Hole	Par	Yardage	Average Score	Average Over Under-par	Eagle	Birdie	Par	Bogey	Double Bogey	Other
12	1	4	399	4.029	.029		51	202	51	3	1
18	2	5	526	4.568	.432-	7	151	124	20	6	
6	3	4	442	4.127	.127		43	202	46	15	2
2	4	4	471	4.218	.218		27	193	82	6	
10	5	3	200	3.045	.045		45	209	49	5	
14	6	4	469	4.019	.019		44	216	46	2	
3	7	3	219	3.172	.172		19	220	66	3	
12	8	4	482	4.029	.029		59	187	56	6	
1	9	4	494	4.256	.256		26	186	88	7	1
16	10	4	410	3.958	.042-	1	57	206	42	2	
17	11	4	418	3.948	.052-		56	213	38	1	
8	12	3	180	3.101	.101		35	209	62	2	
5	13	4	471	4.130	.130		40	192	72	4	
11	14	4	467	4.039	.039		51	200	51	6	
7	15	3	221	3.107	.107		38	208	55	6	1
9	16	5	667	5.071	.071		64	188	35	14	7
15	17	4	400	4.016	.016		49	206	52	1	
4	18	4	464	4.133	.133		38	200	61	9	
<b>TOTALS:</b>		<b>70</b>	<b>7400</b>	<b>70.968</b>	<b>.968</b>	<b>8</b>	<b>893</b>	<b>3561</b>	<b>972</b>	<b>98</b>	<b>12</b>

## 2015 Scoring Recap

	ROUND 1	ROUND 2	ROUND 3	ROUND 4	TOTAL
Rounds below 70	21	22	24	25	92
Rounds below par	21	22	24	25	92
Rounds par & below	36	36	37	35	144
Rounds at even par	15	14	13	10	52
Rounds over par	41	41	40	42	164
Rounds 80 & over	1			1	2

# 2014 Hole-by-Hole Summary

## Firestone CC (South Course)

Rank	Hole	Par	Yardage	Average Score	Average Over Under-par	Eagle	Birdie	Par	Bogey	Double Bogey	Other
8	1	4	399	4.060	.060		44	196	54	4	
18	2	5	526	4.534	.466-	10	143	122	22	1	
5	3	4	442	4.114	.114		45	190	51	10	2
1	4	4	471	4.225	.225		31	179	78	10	
13	5	3	200	2.970	.030-		48	213	35	2	
4	6	4	469	4.124	.124		28	207	61	2	
11	7	3	219	3.007	.007		45	207	45	1	
7	8	4	482	4.091	.091		36	201	59	2	
2	9	4	494	4.171	.171		41	173	76	8	
16	10	4	410	3.946	.054-	1	56	200	40	1	
14	11	4	418	3.953	.047-		59	197	39	3	
12	12	3	180	2.983	.017-		49	206	42	1	
3	13	4	471	4.151	.151		40	182	67	9	
6	14	4	467	4.094	.094		38	196	62	2	
9	15	3	221	3.047	.047		33	218	47		
17	16	5	667	4.919	.081-		77	180	31	8	2
14	1	7	4	400	3.953	.047-	1	48	213	36	
9	18	4	464	4.047	.047		61	173	54	9	1
<b>TOTALS:</b>		<b>70</b>	<b>7400</b>	<b>70.389</b>	<b>.389</b>	<b>12</b>	<b>922</b>	<b>3453</b>	<b>899</b>	<b>73</b>	<b>5</b>

## 2014 Scoring Recap

	ROUND 1	ROUND 2	ROUND 3	ROUND 4	TOTAL
Rounds below 70	27	29	31	33	120
Rounds below par	27	29	31	33	120
Rounds par & below	34	45	41	40	160
<b>Rounds at even par</b>	<b>7</b>	<b>16</b>	<b>10</b>	<b>7</b>	<b>40</b>
Rounds over par	42	31	33	32	138
Rounds 80 & over					



## 2013 Hole-by-Hole Summary

### Firestone CC (South Course)

Rank	Hole	Par	Yardage	Average Score	Average Over Under-par	Eagle	Birdie	Par	Bogey	Double Bogey	Other
8	1	4	399	4.086	.086		50	180	51	9	2
18	2	5	526	4.555	.445-	12	132	124	22	2	
6	3	4	442	4.123	.123		50	169	61	11	1
2	4	4	471	4.267	.267		18	185	82	7	
14	5	3	200	2.986	.014-		45	209	36	1	1
7	6	4	469	4.120	.120		40	183	64	4	1
11	7	3	219	3.045	.045		30	220	41	1	
3	8	4	482	4.202	.202		31	176	81	3	1
1	* 9	4	494	4.308	.308		18	173	94	7	
13	10	4	410	4.007	.007		49	198	39	6	
15	11	4	418	3.955	.045-		55	198	36	3	
16	12	3	180	2.945	.055-		52	205	34	1	
5	13	4	471	4.161	.161		40	175	69	6	2
10	14	4	467	4.075	.075		33	208	47	4	
9	15	3	221	3.079	.079		33	206	50	3	
12	16	5	667	5.041	.041		52	190	38	10	2
17	17	4	400	3.911	.089-		72	176	42	2	
4	18	4	464	4.185	.185		32	184	66	10	
<b>TOTALS:</b>		<b>70</b>	<b>7400</b>	<b>71.051</b>	<b>1.051</b>	<b>12</b>	<b>832</b>	<b>3359</b>	<b>953</b>	<b>90</b>	<b>10</b>

\* in Top 2013 50 Toughest Holes

## 2013 Scoring Recap

	ROUND 1	ROUND 2	ROUND 3	ROUND 4	TOTAL
Rounds below 70	18	24	18	22	82
Rounds below par	18	24	18	22	82
Rounds par & below	30	34	35	33	132
Rounds at even par	12	10	17	11	50
Rounds over par	43	39	38	40	160
Rounds 80 & over		1		1	2

## 2012 Hole-by-Hole Summary

### Firestone CC (South Course)

Rank	Hole	Par	Yardage	Average Score	Average Over Under-par	Eagle	Birdie	Par	Bogey	Double Bogey	Other
5	1	4	399	4.098	.098		37	211	49	6	2
18	2	5	526	4.548	.452-	12	140	131	19	2	1
10	3	4	442	4.049	.049		58	188	45	14	
1	4	4	471	4.292	.292		23	178	96	8	
16	5	3	200	2.964	.036-		47	223	34	1	
3	6	4	469	4.161	.161		33	196	70	6	
17	7	3	219	2.931	.069-		56	215	33	1	
14	8	4	482	3.984	.016-		59	197	44	5	
2	9	4	494	4.174	.174		36	183	83	3	
13	10	4	410	4.007	.007		64	178	60	3	
15	11	4	418	3.967	.033-		62	196	43	3	1
9	12	3	180	3.056	.056		41	209	52	3	
4	13	4	471	4.111	.111		38	202	59	5	1
5	14	4	467	4.098	.098		35	209	57	4	
7	15	3	221	3.092	.092		35	213	51	6	
11	16	5	667	5.036	.036		64	182	47	8	4
11	17	4	400	4.036	.036		45	209	47	3	1
7	18	4	464	4.092	.092		49	186	64	5	1
<b>TOTALS:</b>		<b>70</b>	<b>7400</b>	<b>70.695</b>	<b>.695</b>	<b>12</b>	<b>922</b>	<b>3506</b>	<b>953</b>	<b>86</b>	<b>11</b>

## 2012 Scoring Recap

	ROUND 1	ROUND 2	ROUND 3	ROUND 4	TOTAL
Rounds below 70	30	20	20	34	104
Rounds below par	30	20	20	34	104
Rounds par & below	40	32	33	42	147
Rounds at even par	10	12	13	8	43
Rounds over par	38	45	42	33	158
Rounds 80 & over		1	1	1	3

## 2011 Hole-by-Hole Summary

### Firestone CC (South Course)

Rank	Hole	Par	Yardage	Average Score	Average Over Under-par	Eagle	Birdie	Par	Bogey	Double Bogey	Other
8	1	4	399	4.030	.030		51	199	49	4	1
18	2	5	526	4.556	.444-	9	141	133	18	3	
7	3	4	442	4.043	.043	1	52	197	42	11	1
3	4	4	471	4.155	.155		32	196	73	3	
15	5	3	200	2.938	.062-	1	46	229	27	1	
12	6	4	469	4.000	.000		46	216	38	4	
9	7	3	219	3.026	.026		41	215	47	1	
6	8	4	482	4.066	.066	1	38	208	54	3	
1	9	4	494	4.164	.164		23	214	62	4	1
13	10	4	410	3.984	.016-		54	201	49		
17	11	4	418	3.882	.118-	2	77	183	40	1	1
14	12	3	180	2.957	.043-		56	209	35	4	
4	13	4	471	4.132	.132		47	177	74	5	1
5	14	4	467	4.115	.115		42	189	70	2	1
10	15	3	221	3.020	.020		48	204	50	2	
15	16	5	667	4.938	.062-		74	185	36	8	1
11	17	4	400	4.013	.013		52	201	46	5	
2	18	4	464	4.158	.158		50	163	84	7	
<b>TOTALS:</b>		<b>70</b>	<b>7400</b>	<b>70.174</b>	<b>.174</b>	<b>14</b>	<b>970</b>	<b>3519</b>	<b>894</b>	<b>68</b>	<b>7</b>

## 2011 Scoring Recap

	ROUND 1	ROUND 2	ROUND 3	ROUND 4	TOTAL
Rounds below 70	39	31	28	27	125
Rounds below par	39	31	28	27	125
Rounds par & below	44	45	38	41	168
Rounds at even par	5	14	10	14	43
Rounds over par	32	31	38	35	136
Rounds 80 & over			1		1

# 2010 Hole-by-Hole Summary

## Firestone CC (South Course)

Rank	Hole	Par	Yardage	Average Score	Average Over Under-par	Eagle	Birdie	Par	Bogey	Double Bogey	Other
14	1	4	399	3.972	.028-		64	210	43	3	2
18	2	5	526	4.602	.398-	10	138	145	28	1	
8	3	4	442	4.059	.059		60	196	54	11	1
1	4	4	471	4.258	.258	1	22	201	89	9	
13	5	3	200	2.975	.025-		47	238	35	2	
4	6	4	469	4.121	.121	1	26	232	59	4	
10	7	3	219	3.050	.050		41	227	51	3	
5	8	4	482	4.071	.071		47	208	64	3	
2	9	4	494	4.236	.236		32	194	85	10	1
11	10	4	410	4.006	.006		51	220	49	2	
15	11	4	418	3.966	.034-		59	217	44	2	
11	12	3	180	3.006	.006		51	222	45	4	
9	13	4	471	4.056	.056		51	207	59	5	
7	14	4	467	4.062	.062		45	216	57	4	
5	15	3	221	3.071	.071		28	243	51		
16	16	5	667	4.963	.037-		80	189	40	11	2
17	17	4	400	3.941	.059-	1	59	221	40	1	
3	18	4	464	4.140	.140		37	209	70	6	
<b>TOTALS:</b>		<b>70</b>	<b>7400</b>	<b>70.556</b>	<b>.556</b>	<b>13</b>	<b>938</b>	<b>3795</b>	<b>963</b>	<b>81</b>	<b>6</b>

## 2010 Scoring Recap

	ROUND 1	ROUND 2	ROUND 3	ROUND 4	TOTAL
Rounds below 70	25	35	35	22	117
Rounds below par	25	35	35	22	117
Rounds par & below	36	49	47	31	163
Rounds at even par	11	14	12	9	46
Rounds over par	45	32	33	49	159
Rounds 80 & over					

## 2009 Hole-by-Hole Summary

### Firestone CC (South Course)

Rank	Hole	Par	Yardage	Average Score	Average Over Under-par	Eagle	Birdie	Par	Bogey	Double Bogey	Other
15	1	4	399	3.991	.009-	2	51	215	44	4	
18	2	5	526	4.547	.453-	6	147	148	14	1	
14	3	4	442	4.000	.000		53	217	39	7	
1	* 4	4	471	4.332	.332		16	187	105	8	
13	5	3	200	3.006	.006		42	231	42	1	
5	6	4	469	4.114	.114		28	227	58	3	
10	7	3	219	3.070	.070		36	224	54	2	
6	8	4	482	4.092	.092		45	200	68	3	
2	9	4	494	4.237	.237		23	199	90	4	
17	10	4	410	3.934	.066-		66	208	39	3	
9	11	4	418	4.079	.079		48	203	57	8	
12	12	3	180	3.009	.009		48	219	47	2	
4	13	4	471	4.123	.123		37	209	64	6	
8	14	4	467	4.085	.085		32	228	53	3	
6	15	3	221	3.092	.092		36	219	57	4	
11	16	5	667	5.044	.044		66	191	46	7	6
16	17	4	400	3.975	.025-		42	242	30	2	
3	18	4	464	4.130	.130		42	197	71	6	
<b>TOTALS:</b>		<b>70</b>	<b>7,400</b>	<b>70.861</b>	<b>.861</b>	<b>8</b>	<b>858</b>	<b>3,764</b>	<b>978</b>	<b>74</b>	<b>6</b>

\* in Top 2009 50 Toughest Holes

## 2009 Scoring Recap

	ROUND 1	ROUND 2	ROUND 3	ROUND 4	TOTAL
Rounds below 70	26	27	30	20	103
Rounds below par	26	27	30	20	103
Rounds par & below	40	37	43	32	152
Rounds at even par	14	10	13	12	49
Rounds over par	39	42	36	47	164
Rounds 80 & over		1			1

## 2008 Hole-by-Hole Summary

### Firestone CC (South Course)

Rank	Hole	Par	Yardage	Average Score	Average Over Under-par	Eagle	Birdie	Par	Bogey	Double Bogey	Other
12	1	4	399	3.981	.019-	1	63	208	39	7	2
18	2	5	526	4.534	.466-	10	154	135	17	4	
13	3	4	442	3.975	.025-		67	199	49	5	
6	4	4	471	4.103	.103		34	221	63	2	
14	5	3	200	2.966	.034-		52	228	39	1	
7	6	4	469	4.053	.053		41	225	51	2	1
7	7	3	219	3.053	.053		36	236	43	5	
5	8	4	482	4.163	.163		39	195	82	3	1
2	9	4	494	4.228	.228		25	202	88	5	
16	10	4	410	3.931	.069-		71	202	45	2	
17	11	4	418	3.906	.094-	1	67	213	39		
14	12	3	180	2.966	.034-		53	228	36	3	
1	13	4	471	4.253	.253		21	202	92	5	
10	14	4	467	4.031	.031		48	221	45	5	1
4	15	3	221	3.172	.172		36	198	81	5	
9	16	5	667	5.041	.041	1	59	200	49	9	2
11	17	4	400	3.994	.006-	1	44	231	44		
3	18	4	464	4.200	.200		41	186	81	12	
<b>TOTALS:</b>		<b>70</b>	<b>7,400</b>	<b>70.550</b>	<b>.550</b>	<b>14</b>	<b>951</b>	<b>3,730</b>	<b>983</b>	<b>75</b>	<b>7</b>

## 2008 Scoring Recap

	ROUND 1	ROUND 2	ROUND 3	ROUND 4	TOTAL
Rounds below 70	33	27	25	29	114
Rounds below par	33	27	25	29	114
Rounds par & below	48	37	44	45	174
Rounds at even par	15	10	19	16	60
Rounds over par	32	43	36	35	146
Rounds 80 & over	1			1	2

## 2007 Hole-by-Hole Summary

### Firestone CC (South Course)

Rank	Hole	Par	Yardage	Average Score	Average Over Under-par	Eagle	Birdie	Par	Bogey	Double Bogey	Other
15	1	4	399	4.076	.076		61	191	69	7	1
18	2	5	526	4.678	.322-	9	131	152	33	2	2
11	3	4	442	4.119	.119		52	203	58	15	1
2	* 4	4	471	4.432	.432		12	181	119	16	1
17	5	3	200	3.012	.012		54	218	56	1	
7	6	4	469	4.164	.164		36	213	70	10	
14	7	3	219	3.079	.079		34	240	50	5	
6	8	4	482	4.231	.231		36	190	94	9	
1	* 9	4	494	4.447	.447		20	162	130	15	2
10	10	4	410	4.137	.137		48	197	76	7	1
16	11	4	418	4.036	.036		60	204	58	7	
13	12	3	180	3.085	.085		43	221	59	6	
5	13	4	471	4.264	.264		29	200	86	12	2
3	14	4	467	4.316	.316		27	189	97	15	1
12	15	3	221	3.100	.100		42	220	60	6	1
8	16	5	667	5.158	.158	1	47	207	56	12	6
9	17	4	400	4.143	.143	1	34	218	70	5	1
4	18	4	464	4.310	.310		33	187	92	13	4
<b>TOTALS:</b>		<b>70</b>	<b>7,400</b>	<b>72.787</b>	<b>2.787</b>	<b>11</b>	<b>799</b>	<b>3,593</b>	<b>1,333</b>	<b>163</b>	<b>23</b>

\* in Top 2007 50 Toughest Holes

## 2007 Scoring Recap

	ROUND 1	ROUND 2	ROUND 3	ROUND 4	TOTAL
Rounds below 70	13	11	12	14	50
Rounds below par	13	11	12	14	50
Rounds par & below	20	15	18	19	72
Rounds at even par	7	4	6	5	22
Rounds over par	63	67	64	63	257
Rounds 80 & over		1	1	3	5

## 2006 Hole-by-Hole Summary

### Firestone CC (South Course)

Rank	Hole	Par	Yardage	Average Score	Average Over Under-par	Eagle	Birdie	Par	Bogey	Double Bogey	Other
13	1	4	399	4.000	.000		64	192	45	8	1
18	2	5	526	4.623	.377-	10	115	168	16	1	
10	3	4	442	4.058	.058	1	55	194	47	11	2
1	* 4	4	471	4.397	.397		24	161	105	18	2
14	5	3	200	2.990	.010-		54	206	49	1	
6	6	4	469	4.113	.113		34	210	63	3	
9	7	3	219	3.061	.061		36	222	49	3	
17	8	4	452	3.932	.068-		77	185	44	3	1
2	9	4	484	4.252	.252		38	175	82	12	3
16	10	4	410	3.965	.035-		71	184	50	5	
12	11	4	418	4.035	.035		51	204	48	7	
15	12	3	180	2.974	.026-		61	201	43	5	
4	13	4	471	4.174	.174		32	199	72	7	
3	14	4	467	4.232	.232	1	21	198	85	5	
8	15	3	221	3.068	.068	1	31	232	39	6	1
7	16	5	667	5.110	.110		64	171	56	16	3
11	17	4	400	4.048	.048		51	198	56	5	
5	18	4	464	4.139	.139		47	186	65	11	1
<b>TOTALS:</b>		<b>70</b>	<b>7,360</b>	<b>71.171</b>	<b>1.171</b>	<b>13</b>	<b>926</b>	<b>3,486</b>	<b>1,014</b>	<b>127</b>	<b>14</b>

\* in Top 2006 50 Toughest Holes

## 2006 Scoring Recap

	ROUND 1	ROUND 2	ROUND 3	ROUND 4	TOTAL
Rounds below 70	24	23	27	22	96
Rounds below par	24	23	27	22	96
Rounds par & below	33	32	41	32	138
Rounds at even par	9	9	14	10	42
Rounds over par	45	46	37	44	172
Rounds 80 & over	1	1	2		4



## 2005 Hole-by-Hole Summary

### Firestone CC (South Course)

Rank	Hole	Par	Yardage	Average Score	Average Over Under-par	Eagle	Birdie	Par	Bogey	Double Bogey	Other
7	1	4	399	4.145	.145		41	169	62	10	
18	2	5	526	4.652	.348-	3	118	137	22	2	
16	3	4	442	3.918	.082-		67	179	29	6	1
1	* 4	4	471	4.344	.344		15	165	92	10	
14	5	3	200	3.004	.004		43	197	40	2	
4	6	4	469	4.160	.160		26	185	71		
12	7	3	219	3.064	.064		37	194	47	4	
17	8	4	452	3.911	.089-		60	191	28	2	1
5	9	4	484	4.156	.156		35	174	67	6	
8	10	4	410	4.096	.096		34	187	61		
10	11	4	418	4.089	.089		44	176	56	5	1
15	12	3	180	3.000	.000		47	190	43	2	
5	13	4	471	4.156	.156		28	189	58	7	
2	14	4	467	4.277	.277		23	167	85	5	2
13	15	3	221	3.021	.021		37	203	41	1	
8	16	5	667	5.096	.096		57	166	41	13	5
11	17	4	400	4.074	.074		32	201	45	4	
3	18	4	464	4.202	.202		35	168	67	11	1
<b>TOTALS:</b>		<b>70</b>	<b>7,360</b>	<b>71.365</b>	<b>1.365</b>	<b>3</b>	<b>779</b>	<b>3,238</b>	<b>955</b>	<b>90</b>	<b>11</b>

\* in Top 2005 50 Toughest Holes

## 2005 Scoring Recap

	ROUND 1	ROUND 2	ROUND 3	ROUND 4	TOTAL
Rounds below 70	12	18	31	20	81
Rounds below par	12	18	31	20	81
Rounds par & below	22	26	38	28	114
Rounds at even par	10	8	7	8	33
Rounds over par	49	45	32	42	168
Rounds 80 & over	1	2			3

## 2004 Hole-by-Hole Summary

### Firestone CC (South Course)

Rank	Hole	Par	Yardage	Average Score	Average Over Under-par	Eagle	Birdie	Par	Bogey	Double Bogey	Other
12	1	4	399	4.027	.027		49	199	49	4	
18	2	5	526	4.555	.445-	9	140	129	22	1	
9	3	4	442	4.080	.080		50	192	46	11	2
1	4	4	471	4.269	.269		19	190	85	6	1
16	5	3	200	2.934	.066-		60	201	40		
4	6	4	469	4.193	.193		29	189	79	4	
13	7	3	219	3.023	.023		40	215	45	1	
8	8	4	452	4.090	.090		50	183	59	9	
2	9	4	484	4.256	.256		29	179	80	13	
6	10	4	410	4.140	.140		44	178	72	7	
15	11	4	418	3.983	.017-		51	205	44	1	
17	12	3	180	2.887	.113-		70	196	34	1	
4	13	4	471	4.193	.193		31	187	77	6	
7	14	4	467	4.100	.100		40	194	64	3	
9	15	3	221	3.080	.080		34	214	48	5	
9	16	5	667	5.080	.080		61	177	43	19	1
14	17	4	400	3.997	.003-		45	212	44		
3	18	4	464	4.206	.206		39	173	78	10	1
<b>TOTALS:</b>		<b>70</b>	<b>7,360</b>	<b>71.090</b>	<b>1.090</b>	<b>9</b>	<b>881</b>	<b>3,413</b>	<b>1,009</b>	<b>101</b>	<b>5</b>

## 2004 Scoring Recap

	ROUND 1	ROUND 2	ROUND 3	ROUND 4	TOTAL
Rounds below 70	29	28	26	17	100
Rounds below par	29	28	26	17	100
Rounds par & below	34	41	35	28	138
Rounds at even par	5	13	9	11	38
Rounds over par	42	34	40	47	163
Rounds 80 & over	1	1			2

## 2003 Hole-by-Hole Summary

### Firestone CC (South Course)

Rank	Hole	Par	Yardage	Average Score	Average Over Under-par	Eagle	Birdie	Par	Bogey	Double Bogey	Other
11	1	4	399	4.038	.038	2	62	211	55	8	2
18	2	5	497	4.424	.576-	22	170	130	18		
8	3	4	442	4.106	.106		44	234	48	13	1
2	4	4	471	4.312	.312		26	190	116	8	
13	5	3	200	3.021	.021		49	238	50	3	
9	6	4	469	4.094	.094	1	44	220	72	3	
7	7	3	219	3.112	.112		42	220	76	2	
15	8	4	452	3.962	.038-		67	223	47	2	1
5	9	4	484	4.218	.218		36	203	92	9	
16	10	4	410	3.953	.047-	1	77	207	49	4	2
17	11	4	370	3.853	.147-		92	209	36	3	
12	12	3	180	3.032	.032		53	227	56	4	
4	13	4	471	4.226	.226		33	211	84	10	2
10	14	4	467	4.088	.088	1	56	200	78	5	
6	15	3	221	3.135	.135		34	234	64	8	
1	*16	5	667	5.388	.388		37	184	86	21	12
14	17	4	400	4.018	.018		65	211	58	5	1
3	18	4	464	4.274	.274		28	207	89	16	
<b>TOTALS:</b>		<b>70</b>	<b>7,283</b>	<b>71.253</b>	<b>1.253</b>	<b>27</b>	<b>1,015</b>	<b>3,759</b>	<b>1,174</b>	<b>124</b>	<b>21</b>

\* in Top 2003 50 Toughest Holes

## 2003 Scoring Recap

	ROUND 1	ROUND 2	ROUND 3	ROUND 4	TOTAL
Rounds below 70	29	33	25	16	103
Rounds below par	29	33	25	16	103
Rounds par & below	39	41	40	25	145
Rounds at even par	10	8	15	9	42
Rounds over par	46	44	45	60	195
Rounds 80 & over		1		2	3

## 2002 Hole-by-Hole Summary

### Sahalee Country Club

Rank	Hole	Par	Yardage	Average Score	Average Over Under-par	Eagle	Birdie	Par	Bogey	Double Bogey	Other
12	1	4	406	3.977	.023-		57	204	46	2	
17	2	5	509	4.686	.314-	15	128	112	47	7	
7	3	4	415	4.078	.078		46	200	57	5	1
10	4	4	385	3.997	.003-		53	211	39	5	1
5	5	3	188	3.136	.136		34	217	43	13	2
1	* 6	4	482	4.343	.343	1	19	176	100	12	1
15	7	4	417	3.871	.129-		79	195	31	4	
2	* 8	4	443	4.314	.314		22	185	88	11	3
6	9	3	213	3.117	.117		44	194	63	7	1
13	10	4	401	3.964	.036-		61	203	40	5	
16	11	5	544	4.803	.197-	4	102	165	28	9	1
4	12	4	458	4.175	.175	1	35	191	73	9	
14	13	3	176	2.955	.045-		54	217	36	2	
11	14	4	377	3.990	.010-		60	200	41	8	
8	15	4	417	4.019	.019		54	200	50	5	
9	16	4	377	4.006	.006		63	189	50	6	1
3	17	3	206	3.184	.184		28	225	37	16	3
18	18	5	535	4.670	.330-	8	120	151	26	4	
<b>TOTALS:</b>		<b>71</b>	<b>6,949</b>	<b>71.285</b>	<b>.285</b>	<b>29</b>	<b>1,059</b>	<b>3,435</b>	<b>895</b>	<b>130</b>	<b>14</b>

\* in Top 2002 50 Toughest Holes

## 2002 Scoring Recap

	ROUND 1	ROUND 2	ROUND 3	ROUND 4	TOTAL
Rounds below 70	27	28	20	18	93
Rounds below par	36	37	25	31	129
Rounds par & below	47	44	34	43	168
Rounds at even par	11	7	9	12	39
Rounds over par	31	33	43	34	141
Rounds 80 & over		1	1	1	3

## 2001 Hole-by-Hole Summary

### Firestone CC (South Course)

Rank	Hole	Par	Yardage	Average Score	Average Over Under-par	Eagle	Birdie	Par	Bogey	Double Bogey	Other
6	1	4	399	4.066	.066	1	25	90	34		1
18	2	5	497	4.477	.523-	4	81	56	10		
11	3	4	442	4.020	.020		30	93	23	5	
2	4	4	458	4.245	.245		13	93	40	5	
15	5	3	200	2.907	.093-		24	117	10		
3	6	4	469	4.179	.179		19	90	39	2	1
8	7	3	219	3.053	.053		18	108	24	1	
13	8	4	450	3.947	.053-		24	111	16		
4	9	4	470	4.132	.132		17	100	31	3	
6	10	4	410	4.066	.066		19	104	27	1	
17	11	4	370	3.868	.132-		29	114	7	1	
9	12	3	178	3.033	.033		25	98	26	2	
1	*13	4	457	4.265	.265		16	84	46	5	
12	14	4	418	3.960	.040-		33	93	23	2	
9	15	3	221	3.033	.033		20	108	21	2	
14	16	5	625	4.934	.066-		46	77	21	6	1
15	17	4	392	3.907	.093-		36	95	18	2	
5	18	4	464	4.099	.099		24	92	31	4	
<b>TOTALS:</b>		<b>70</b>	<b>7,139</b>	<b>70.192</b>	<b>.192</b>	<b>5</b>	<b>499</b>	<b>1,723</b>	<b>447</b>	<b>41</b>	<b>3</b>

\* in Top 2001 50 Toughest Holes

## 2001 Scoring Recap

	ROUND 1	ROUND 2	ROUND 3	ROUND 4	TOTAL
Rounds below 70	24	16	16	6	62
Rounds below par	24	16	16	6	62
Rounds par & below	29	23	22	12	86
Rounds at even par	5	7	6	6	24
Rounds over par	10	15	15	25	65
Rounds 80 & over				1	1

## 2000 Hole-by-Hole Summary

### Firestone CC (South Course)

Rank	Hole	Par	Yardage	Average Score	Average Over Under-par	Eagle	Birdie	Par	Bogey	Double Bogey	Other
14	1	4	399	3.932	.068-		26	106	16		
18	2	5	497	4.358	.642-	9	85	45	9		
10	3	4	442	3.959	.041-		37	89	14	7	1
1	* 4	4	458	4.345	.345		9	88	42	9	
5	5	3	200	3.068	.068		10	118	20		
4	6	4	469	4.081	.081	1	21	95	27	4	
5	7	3	219	3.068	.068	1	16	105	24	2	
8	8	4	450	3.980	.020-	1	27	95	24	1	
2	9	4	470	4.209	.209		12	96	37	3	
15	10	4	410	3.926	.074-		26	108	13	1	
17	11	4	370	3.804	.196-	1	40	95	11	1	
16	12	3	178	2.885	.115-	1	28	106	13		
3	13	4	457	4.182	.182		12	102	29	5	
13	14	4	418	3.939	.061-	1	31	94	21		1
12	15	3	221	2.953	.047-	1	27	98	22		
10	16	5	625	4.959	.041-		36	91	14	6	1
8	17	4	392	3.980	.020-		24	105	17	2	
7	18	4	464	4.054	.054		30	85	28	5	
<b>TOTALS:</b>		<b>70</b>	<b>7,139</b>	<b>69.682</b>	<b>.318-</b>	<b>16</b>	<b>497</b>	<b>1,721</b>	<b>381</b>	<b>46</b>	<b>3</b>

\* in Top 2000 50 Toughest Holes

## 2000 Scoring Recap

	ROUND 1	ROUND 2	ROUND 3	ROUND 4	TOTAL
Rounds below 70	21	20	15	19	75
Rounds below par	21	20	15	19	75
Rounds par & below	23	23	23	25	94
Rounds at even par	2	3	8	6	19
Rounds over par	14	14	14	12	54
Rounds 80 & over					

# 1999 Hole-by-Hole Summary

## Firestone CC (South Course)

Rank	Hole	Par	Yardage	Average Score	Average Over Under-par	Eagle	Birdie	Par	Bogey	Double Bogey	Other
9	1	4	399	4.079	.079		20	115	25	4	
18	2	5	497	4.494	.506-	5	87	60	11		1
5	3	4	442	4.171	.171		18	109	29	7	1
2	4	4	458	4.268	.268		10	102	50	2	
13	5	3	200	2.957	.043-		24	123	17		
6	6	4	469	4.152	.152		19	101	44		
10	7	3	219	3.030	.030		19	121	24		
6	8	4	450	4.152	.152	1	20	102	35	6	
4	9	4	470	4.195	.195		14	106	42	2	
14	10	4	410	3.945	.055-	1	31	109	22	1	
17	11	4	370	3.841	.159-		44	102	18		
15	12	3	178	2.909	.091-		33	114	16	1	
3	13	4	457	4.238	.238		8	110	45	1	
12	14	4	418	3.988	.012-	1	24	115	24		
8	15	3	221	3.104	.104		23	104	34	3	
11	16	5	625	5.006	.006		38	95	26	3	2
15	17	4	392	3.909	.091-		34	112	17	1	
1	18	4	464	4.274	.274		12	103	42	6	1
<b>TOTALS:</b>		<b>70</b>	<b>7,139</b>	<b>70.713</b>	<b>.713</b>	<b>8</b>	<b>478</b>	<b>1,903</b>	<b>521</b>	<b>37</b>	<b>5</b>

## 1999 Scoring Recap

	ROUND 1	ROUND 2	ROUND 3	ROUND 4	TOTAL
Rounds below 70	16	17	20	4	57
Rounds below par	16	17	20	4	57
Rounds par & below	21	23	28	6	78
Rounds at even par	5	6	8	2	21
Rounds over par	20	18	13	35	86
Rounds 80 & over		1			1

# Past Events at Firestone Country Club

## Rubber City Open

- 1954 Tommy Bolt
- 1955 Henry Ransom \*
- 1956 Ed Furgol
- 1957 Arnold Palmer \*
- 1958 Art Wall, Jr. \*
- 1959 Tom Nieporte

## American Golf Classic

- 1961 Jay Hebert \*
- 1962 Arnold Palmer
- 1963 Johnny Pott
- 1964 Ken Venturi
- 1965 Al Geiberger
- 1967 Arnold Palmer
- 1968 Jack Nicklaus \*
- 1969 Raymond Floyd
- 1970 Frank Beard
- 1971 Jerry Heard
- 1972 Bert Yancey \*
- 1973 Bruce Crampton
- 1974 Jim Colbert \*
- 1976 David Graham\*\*

## PGA Championship

- 1960 Jay Hebert
- 1966 Al Geiberger
- 1975 Jack Nicklaus

## World Series of Golf

(As 36-hole exhibition)

- 1962 Jack Nicklaus
- 1963 Jack Nicklaus
- 1964 Tony Lema
- 1965 Gary Player
- 1966 Gene Littler \*
- 1967 Jack Nicklaus
- 1968 Gary Player \*
- 1969 Orville Moody
- 1970 Jack Nicklaus
- 1971 Charles Coody
- 1972 Gary Player
- 1973 Tom Weiskopf
- 1974 Lee Trevino \*
- 1975 Tom Watson

## World Series of Golf

(As sanctioned 72-hole tournament)

- 1976 Jack Nicklaus
- 1977 Lanny Wadkins
- 1978 Gil Morgan \*
- 1979 Lon Hinkle
- 1980 Tom Watson
- 1981 Bill Rogers
- 1982 Craig Stadler \*
- 1983 Nick Price
- 1984 Denis Watson

## NEC World Series of Golf

- 1985 Roger Maltbie
- 1986 Dan Pohl
- 1987 Curtis Strange
- 1988 Mike Reid \*
- 1989 David Frost \*
- 1990 José Maria Olazábal
- 1991 Tom Purtzer \*
- 1992 Craig Stadler
- 1993 Fulton Allem
- 1994 José Maria Olazábal\*\*
- 1995 Greg Norman \*
- 1996 Phil Mickelson
- 1997 Greg Norman
- 1998 David Duval

## World Golf Championships-Bridgestone Invitational

- 1999 Tiger Woods
- 2000 Tiger Woods
- 2001 Tiger Woods
- 2003 Darren Clarke
- 2004 Stewart Cink
- 2005 Tiger Woods
- 2006 Tiger Woods
- 2007 Tiger Woods
- 2008 Vijay Singh
- 2009 Tiger Woods
- 2010 Hunter Mahan
- 2011 Adam Scott
- 2012 Keegan Bradley
- 2013 Tiger Woods
- 2014 Rory McIlroy
- 2015 Shane Lowry
- 2016 Dustin Johnson
- 2017 Hideki Matsuyama

## Senior PGA Championship

- 2002 Fuzzy Zoeller

\* won playoff

\*\* played on North Course



## NEC World Series of Golf Tournament Records (1976-98)

### Low 18 holes:

61, **José Maria Olazábal**, first round, 1990

### Low opening 36 holes:

128, **José Maria Olazábal**, 1990

### Low opening 54 holes:

195, **José Maria Olazábal**, 1990

### Low 72 holes:

262, **José Maria Olazábal**, 1990

### Highest winning score:

279, **Tom Purtzer**, 1991

### Low first 18 holes:

61, **José Maria Olazábal**, 1990

### Low second-round score:

62, **Denis Watson**, 1984

### Low third-round score:

62, **John Cook**, 1998

### Low fourth-round score:

62, **Fulton Allem**, 1993

### Low front-nine score:

29, **Tom Weiskopf**, fourth round, 1977

### Low back-nine score:

30, **Lanny Wadkins**, second round, 1977

**Isao Aoki**, second round, 1982

**Ed Dougherty**, fourth round, 1986

**Larry Nelson**, third round, 1988

**Paul Way**, second round, 1988

**Phil Mickelson**, third round, 1997

**Justin Leonard**, third round, 1997

### Largest 18-hole lead:

4 strokes, **José Maria Olazábal**, 1990

### Largest 36-hole lead:

9 strokes, **José Maria Olazábal**, 1990

### Largest 54-hole lead:

8 strokes, **José Maria Olazábal**, 1990

### Largest margin of victory:

12 strokes, **José Maria Olazábal**, 1990

### Playoffs (6):

1978, **Gil Morgan** defeated **Hubert Green**

1982, **Craig Stadler** defeated **Raymond Floyd**

1988, **Mike Reid** defeated **Tom Watson**

1989, **David Frost** defeated **Ben Crenshaw**

1991, **Tom Purtzer** defeated **Jim Gallagher, Jr.** and

**Davis Love III**

1995, **Greg Norman** defeated **Billy Mayfair** and **Nick Price**

### Wire-to-wire winners (2):

**Nick Price**, 1983

**José Maria Olazábal**, 1990

### Double eagles (1):

**Davis Love III**, (No. 2), second round, 1991

### Youngest winner:

**José Maria Olazábal**, 24 years, 6 months, 1990

### Oldest winner:

**Greg Norman**, 40 years, 6 months, 1995

## Scoring Records for PGA Championships at Firestone CC (1960, '68, '75)

### Low 18 holes:

63, **Bruce Crampton**, second round, 1975

### Low first 18 holes:

67, **Arnold Palmer**, 1960

67, **Mark Hayes**, 1975

### Low second-round score:

63, **Bruce Crampton**, 1975

### Low third-round score:

66, **Jim Ferrier**, 1960

66, **Dudley Wysong**, 1966

66, **Gene Littler**, 1975

### Low final-round score:

65, **Andy North**, 1975

### Low opening 36 holes:

134, **Bruce Crampton**, 1975

### Low opening 54 holes:

205, **Jack Nicklaus**, 1975

### Low 72 holes:

276, **Jack Nicklaus**, 1975

### Low finish by a winner:

70, **Jay Hebert**, 1960

### High finish by a winner:

72, **Al Geiberger**, 1966

### Low start by a winner:

68, **Al Geiberger**, 1966

### High start by a winner:

72, **Jay Hebert**, 1960

### Largest 18-hole lead:

1 stroke, **Arnold Palmer**, 1960

### Largest 36-hole lead:

3 strokes, **Bruce Crampton**, 1975

### Largest 54-hole lead:

4 strokes, **Al Geiberger**, 1966

4 strokes, **Jack Nicklaus**, 1975

### Largest margin of victory:

4 strokes, **Al Geiberger**, 1966

# American Golf Classic Tournament Records (1961-65, 1967-74, '76)

## Low 18 holes:

64, **Don Bies**, third round, 1968  
64, **Lanny Wadkins**, third round, 1972  
64, **Gay Brewer**, third round, 1973  
64, **Tom Weiskopf**, third round, 1973

## Low first 18 holes:

65, **John Schlee**, 1968  
65, **Bobby Mitchell**, 1969  
65, **Terry Wilcox**, 1969  
65, **Ron Cerrudo**, 1972  
65, **Raymond Floyd**, 1974

## Low second-round score:

65, **Frank Beard**, 1970  
65, **Dave Eichelberger**, 1972  
65, **Forrest Fezler**, 1973  
65, **Bert Yancey**, 1973

## Low third-round score:

64, **Don Bies**, 1968  
64, **Lanny Wadkins**, 1972  
64, **Gay Brewer**, 1973  
64, **Tom Weiskopf**, 1973

## Low final-round score:

65, **Raymond Floyd**, 1969

## Low opening 36 holes:

132, **Jack Nicklaus**, 1969  
132, **Forrest Fezler**, 1973

## Low opening 54 holes:

201, **Jerry Heard**, 1971

## Low 72 holes:

268, **Raymond Floyd**, 1969

## Low finish by a winner:

65, **Raymond Floyd**, 1969

## High finish by a winner:

74, **Jerry Heard**, 1971

## Low start by a winner:

67, **Arnold Palmer**, 1962  
**Johnny Pott**, 1963  
**Raymond Floyd**, 1969  
**Jerry Heard**, 1971

## High start by a winner:

73, **Frank Beard**, 1970

## Largest 18-hole lead:

3 strokes, **Rex Baxter**, 1967

## Largest 36-hole lead:

5 strokes, **Arnold Palmer**, 1962

## Largest 54-hole lead:

6 strokes, **Arnold Palmer**, 1962

## Largest margin of victory:

5 strokes, **Arnold Palmer**, 1962  
**Ken Venturi**, 1964

## Playoffs (4):

1961, **Jay Hebert** defeated **Gary Player**  
1968, **Jack Nicklaus** defeated **Frank Beard** and **Lee Elder**  
1972, **Bert Yancey** defeated **Tom Ulozas**  
1974, **Jim Colbert** defeated **Gay Brewer**, **Forrest Fezler** and  
**Raymond Floyd**

## Best come-from-behind win:

5 strokes, **Jack Nicklaus**, 1968

## Wire-to-wire winners (3):

1962, **Arnold Palmer**  
1963, **Johnny Pott**  
1971, **Jerry Hear**

## Rubber City Open Invitational Tournament Records (1954-59)

### Low 18 holes:

63, **Tommy Bolt**, third round, 1954

### Low first 18 holes:

65, **Art Wall**, 1958  
**Ed Griffiths**, 1958

### Low second-round score:

64, **Fred Hawkins**, 1954  
**Charlie Sifford**, 1958

### Low third-round score:

63, **Tommy Bolt**, 1954

### Low final-round score:

64, **Tommy Bolt**, 1954  
**Al Mengert**, 1955  
**Jack Burke**, 1955

### Low opening 36 holes:

132, **Art Wall**, 1958  
**Bob Goalby**, 1959

### Best consecutive 36 holes:

127, **Tommy Bolt**, 1954 (third and fourth rounds)

### Low opening 54 holes:

200, **Art Wall**, 1958

### Low 72 holes:

265, **Tommy Bolt**, 1954

### Low finish by a winner:

64, **Tommy Bolt**, 1954

### High finish by a winner:

71, **Henry Ransom**, 1955

### Low start by a winner:

65, **Art Wall**, 1958

### High start by a winner:

71, **Arnold Palmer**, 1957

### Largest 18-hole lead:

1 stroke, **Doug Ford**, 1955

### Largest 36-hole lead:

2 strokes, **Arnold Palmer**, 1956

### Largest 54-hole lead:

3 strokes, **Art Wall**, 1958

### Largest margin of victory:

5 strokes, **Tommy Bolt**, 1954

### Playoffs (3):

1955, **Henry Ransom** defeated **Doug Ford**, **Jackson Bradley**  
and **Jack Burke, Jr.**

1957, **Arnold Palmer** defeated **Doug Ford**  
1958, **Art Wall** defeated **Dow Finsterwald**

### Best come-from-behind win:

2 strokes, **Ed Furgol**, 1956

### Wire-to-wire winners (1):

**Art Wall**, 1958

# Hole-by-Hole Descriptions



Accuracy rather than sheer power is necessary to navigate the fairway bunkers. A successful second shot will leave the ball below the pin. The green which slopes to the front-left is guarded by a deep bunker to the left and a large shallow bunker on the right.



Narrow dogleg left. Pros think birdie on this short par 5. Watch for overhanging trees near angle of the dogleg. A nest of bunkers protect the green.



Dogleg right with lake guarding the front of the green. The tee shot should lay up on left side of the fairway. The green is basically flat, and the bunkers, which edge the green, are shallow and playable.



Most difficult par 4 on the course. The fairway slopes right-to-left. The second shot must come in high to hold the elevated green.

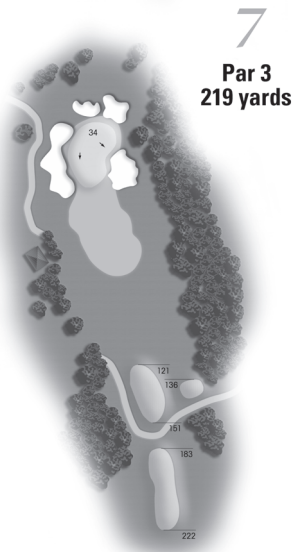


Depending on wind conditions, hit from a 3- to a 6-iron. The undersized green skirted by bunkers requires accurate club selection as well as shot making. A challenging par 3.



Number-one handicap hole on the course. Even with a medium dogleg right, the sixth hole is so long it practically plays straight away. The green slopes back-to-front and is surrounded by three bunkers.

# Hole-by-Hole Descriptions (cont.)



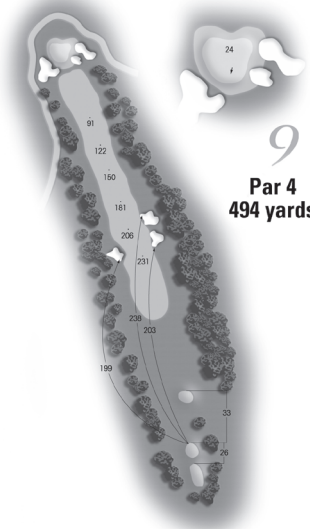
**7**  
**Par 3**  
**219 yards**

Tee off with an iron to reach the largest green on the course. Front-right bunker is deep and difficult.



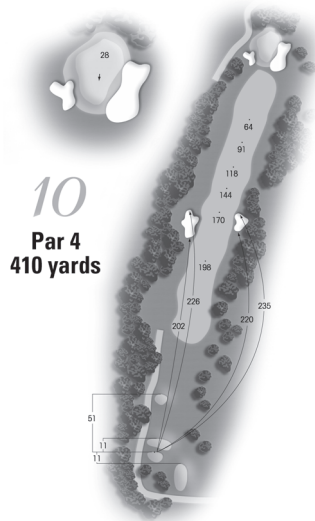
**8**  
**Par 4**  
**482 yards**

Slight dogleg right accentuated by a left-to-right, sloping fairway. Leave drive to the left in order to have a clear approach shot at green's narrow opening. Long, thin putting surface is well-bunkered on three sides.



**9**  
**Par 4**  
**494 yards**

A set of bunkers guard a fairway that slopes left-to-right. Wind is a factor on club selection for second shot, a downhill lie to a small uphill green. Well-bunkered in front, the green is relatively flat and smooth.



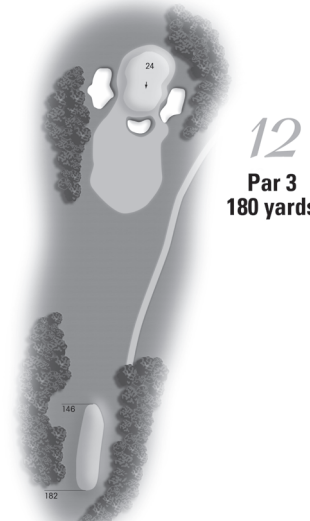
**10**  
**Par 4**  
**410 yards**

A slight dogleg right and a set of fairway bunkers combine to demand pinpoint accuracy on the drive. Aim approach shot below the hole to a narrow green, which slopes back-to-front. Fast and undulating, this green has induced many three-putts.



**11**  
**Par 4**  
**418 yards**

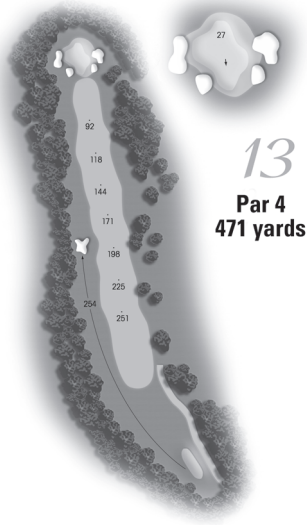
No fairway bunkers. An average-sized green and many advantageous pin placements add to a very birdieable hole. Most players lay up with a 3-wood and hit full wedge shots to the green for better control.



**12**  
**Par 3**  
**180 yards**

Shortest hole on the course, produces as many bogeys and double bogeys as birdies. The flat, picturesque green sits atop a ridge and is entrenched on three sides by deep, menacing bunkers.

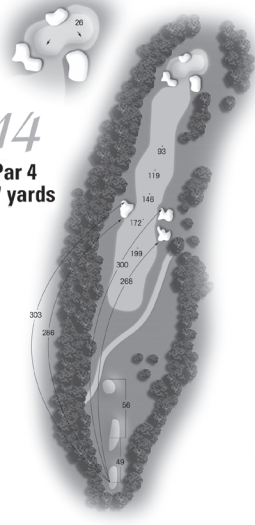
## Hole-by-Hole Descriptions (cont.)



**13**  
Par 4  
471 yards

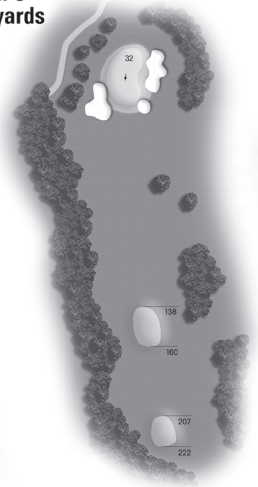
A fairway that bends to the right, a bunker to the left and a huge overhanging oak at the angle of the dogleg leave little room for error. A well-placed drive will leave an approach shot of about 190 yards to a small, well-bunkered green.

**14**  
Par 4  
467 yards



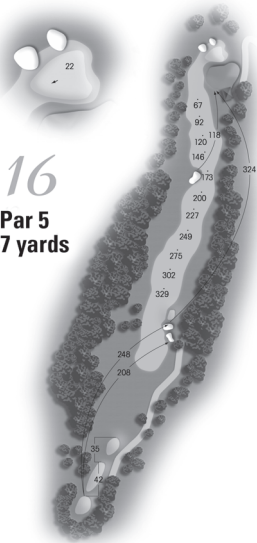
The fairway bunkers on both sides of the driving target area encourage most to lay up with a 3-wood. The left bunker is very severe, with a thick overhang of trees, which make the green unreachable. Approach is to a very shallow green.

**15**  
Par 3  
221 yards



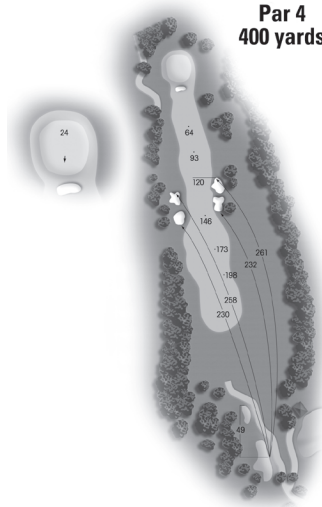
This long par 3 has narrow bunkers lining the green. Players should be pleased to escape with par. The putting surface is slender but flat.

**16**  
Par 5  
667 yards



The signature hole at Firestone. Consistently on the experts' lists of fine championship golf holes. Lay up for second shot with a 3- or 4-iron, leaving full shot for the approach to a modest green. Pin placement in front-right corner is especially troublesome.

**17**  
Par 4  
400 yards



A 3-wood off the tee will ensure a level lie. When hitting from a slight valley on the second shot, only the top of the pin is visible. A multi-layered green with a large, deep front bunker adds to the difficulty of the hole.

**18**  
Par 4  
464 yards



Drive from an elevated tee to a narrow fairway should lay up to the right. The green will be obscured by trees fronting it from the left side. Most players knock it on the triangular putting surface with medium irons. The back bunker is very deep. A demanding finishing hole on a spectacular golf course.







# **2017-2018 World Golf Championships Schedule**

**October 25 - 29, 2017**

**World Golf Championships-HSBC Champions**

**Sheshan International Golf Club**

**Shanghai, CHINA**

**2017-18 Champion: Justin Rose**

**February 26 - March 4, 2018**

**World Golf Championships-Mexico Championship**

**Club de Golf Chapultepec**

**Mexico City, MEX**

**2018 Champion: Phil Mickelson**

**March 19-25, 2018**

**World Golf Championships-Dell Technologies Match Play**

**Austin Country Club**

**Austin, Texas, USA**

**2018 Champion: Bubba Watson**

**July 30-August 5, 2018**

**World Golf Championships-Bridgestone Invitational**

**Firestone Country Club (South Course)**

**Akron, Ohio, USA**

**2017 Champion: Hideki Matsuyama**

