

# OFFICIAL MEDIA GUIDE

DUSTIN JOHNSON | Defending Champion  
USA



MARCH 1-4, 2018

CLUB DE GOLF CHAPULTEPEC,  
MEXICO CITY, MEXICO





# Table of Contents

Schedule of Events.....	2	Results of 2009 Accenture Match Play Championship .....	108
Media Facts .....	3-4	Results of 2008 Accenture Match Play Championship .....	109
Tournament Officials.....	5	Results of 2007 Accenture Match Play Championship .....	110
Tournament Scorecard.....	5	Results of 2006 Accenture Match Play Championship .....	111
Results of 2017 Mexico Championship.....	6	Results of 2005 Accenture Match Play Championship .....	112
Results of 2016 Cadillac Championship.....	7	Results of 2004 Accenture Match Play Championship .....	113
Results of 2015 Cadillac Championship.....	8	Results of 2003 Accenture Match Play Championship .....	114
Results of 2014 Cadillac Championship.....	9	Results of 2002 Accenture Match Play Championship .....	115
Results of 2013 Cadillac Championship.....	10	Results of 2001 Accenture Match Play Championship .....	116
Results of 2012 Cadillac Championship.....	11	Results of 2000 Accenture Match Play Championship .....	117
Results of 2011 Cadillac Championship.....	12	Results of 1999 Accenture Match Play Championship .....	118
Results of 2010 CA Championship.....	13	Bridgestone Invitational Facts.....	119-120
Results of 2009 CA Championship.....	14	Results of 2017 Bridgestone Invitational.....	121
Results of 2008 CA Championship.....	15	Results of 2016 Bridgestone Invitational.....	122
Results of 2007 CA Championship.....	16	Results of 2015 Bridgestone Invitational.....	123
Results of 2006 American Express Championship.....	17	Results of 2014 Bridgestone Invitational.....	124
Results of 2005 American Express Championship.....	18	Results of 2013 Bridgestone Invitational.....	125
Results of 2004 American Express Championship.....	19	Results of 2012 Bridgestone Invitational.....	126
Results of 2003 American Express Championship.....	20	Results of 2011 Bridgestone Invitational.....	127
Results of 2002 American Express Championship.....	21	Results of 2010 Bridgestone Invitational.....	128
Results of 2001 American Express Championship.....	22	Results of 2009 Bridgestone Invitational.....	129
Results of 2000 American Express Championship.....	23	Results of 2008 Bridgestone Invitational.....	130
Results of 1999 American Express Championship.....	24	Results of 2007 Bridgestone Invitational.....	131
Mexico Championship Records .....	25	Results of 2006 Bridgestone Invitational.....	132
History at a Glance.....	26	Results of 2005 NEC Invitational.....	133
Top-10 Finishes .....	27-28	Results of 2004 NEC Invitational.....	134
Mexico Championship Money Leaders.....	29	Results of 2003 NEC Invitational.....	135
Mexico Championship Career Stroke Averages.....	29	Results of 2002 NEC Invitational.....	136
Mexico Championship Player Records .....	30-46	Results of 2001 NEC Invitational.....	137
Player Records .....	47-95	Results of 2000 NEC Invitational.....	138
World Golf Championships.....	97-149	Results of 1999 NEC Invitational.....	139
Dell Technologies Match Play Facts .....	98-99	HSBC Champions Facts.....	140
Results of 2017 Dell Technologies Match Play.....	100	Results of 2017-18 HSBC Champions .....	141
Results of 2016 Dell Technologies Match Play.....	101	Results of 2016-17 HSBC Champions .....	142
Results of 2015 Cadillac Match Play.....	102	Results of 2015-16 HSBC Champions .....	143
Results of 2014 Accenture Match Play Championship.....	103	Results of 2014-15 HSBC Champions .....	144
Results of 2013 Accenture Match Play Championship.....	104	Results of 2013-14 HSBC Champions .....	145
Results of 2012 Accenture Match Play Championship.....	105	Results of 2012 HSBC Champions .....	146
Results of 2011 Accenture Match Play Championship.....	106	Results of 2011 HSBC Champions .....	147
Results of 2010 Accenture Match Play Championship.....	107	Results of 2010 HSBC Champions .....	148
		Results of 2009 HSBC Champions .....	149
		WGC Schedule .....	Back Cover

# Schedule of Events

## WEDNESDAY, FEBRUARY 28

Gates Open 8:30 a.m. - 6 p.m.  
Hospitality Suites & Fan Zones - 9 a.m. - 6 p.m.  
Junior Golf Clinic| Driving Range - TBD  
Open Practice Round for Professionals

## THURSDAY, MARCH 1

Gates Open 8:30 a.m. | Play ends 6 p.m.  
Hospitality Suites & Fan Zones - 9 a.m. - 6 p.m.  
Opening Ceremony - #10 Tee - 8 a.m.  
First Round of Mexico Championship Competition  
Approximate Tee Times 11 a.m. - 1:15 p.m.  
#1 Tee & #10 Tee; Groups of 3  
U.S. TV coverage: Golf Channel | 2 - 7 p.m. (ET)

## FRIDAY, MARCH 2

Gates Open 8:30 a.m. | Play ends 6 p.m.  
Hospitality Suites & Fan Zones - 9 a.m. - 6 p.m.  
Second Round of Mexico Championship Competition  
Approximate Tee Times 11 a.m. - 1:15 p.m.  
#1 Tee & #10 Tee; Groups of 3  
Fan Zone Party | Hole 3 from 6-10 p.m.  
U.S. TV coverage: Golf Channel | 2 - 7 p.m. (ET)

## SATURDAY, MARCH 3

Gates Open 8:30 a.m. | Play ends 5 p.m.  
Hospitality Suites & Fan Zones - 9 a.m. - 6 p.m.  
Third Round of Mexico Championship Competition  
Approximate Tee Times 10 a.m. - Noon  
#1 Tee & #10 Tee; Groups of 3  
Fan Zone Party | Hole 3 from 5-10 p.m.  
U.S. TV coverage: Golf Channel | 12 - 3 p.m. (ET)  
NBC Broadcast | 3 - 6 p.m. (ET)

## SUNDAY, MARCH 4

Gates Open 8:30 a.m. | Play ends 5 p.m.  
Hospitality Suites & Fan Zones - 9 a.m. - 6 p.m.  
Final Round of Mexico Championship Competition  
Approximate Tee Times 10 a.m. - Noon  
#1 Tee & #10 Tee; Groups of 3  
Closing Ceremony – 18th Green (after play ends)  
U.S. TV coverage: Golf Channel | 12 - 2 p.m. (ET)  
NBC | 2 - 6 p.m. (ET)



# Media Facts

- EVENT:** World Golf Championships-Mexico Championship (WGC-Mexico Championship on second reference).
- The WGC-Mexico Championship is one of four World Golf Championships sanctioned and organized by the operational committee of the International Federation of PGA Tours, which includes the Asian Tour, European Tour, Japan Golf Tour, PGA TOUR, PGA Tour of Australasia and Sunshine Tour. In addition to the WGC-Mexico Championship, the other World Golf Championships include the Dell Technologies Match Play (Texas, USA), the Bridgestone Invitational (Ohio, USA) and the HSBC Champions (China).
- CHARITY:** The WGC-Mexico Championship has generated more than \$13.5 million for charity since its inception. The World Golf Championships as a whole have generated more than \$60 million for charitable causes since the series began in 1999.
- DATE:** February 28 - March 4, 2018
- 2017 CHAMPION:** Dustin Johnson, 270, 14-under (fourth World Golf Championships victory)
- SITE:** Club de Golf Chapultepec, Mexico City, Mexico
- Mexico has a strong history with professional golf and currently features the PGA TOUR's OHL Classic at Mayakoba. In addition, the Web.com Tour's El Bosque Mexico Championship in Guanajuato and three PGA TOUR Latinoamérica events – PTLA Qualifying Tournament - Mexico, San Luis Championship, DEV SERIES FINAL– are currently held in Mexico. Since 1994, the country has hosted more than 70 tournaments on professional golf tours, including the 2002 World Cup of Golf in Puerto Vallarta after it became a World Golf Championships event. Japan's team of Toshi Izawa and Shigeki Maruyama claimed that title by two strokes over Phil Mickelson and David Toms of the United States. It was the fourth World Cup held in Mexico, the previous three occurring in 1958 and 1967 in Mexico City and in 1982 in Acapulco.
- ARCHITECT:** Willie and Alex Smith - 1921  
Redesign, Percy Clifford - 1972
- PAR/YARDAGE:** Par: 35-36=71/7,345
- FORMAT:** Four-day, 72-hole stroke-play competition; no cut
- PURSE:** \$10 million (US); \$1.7 million to the winner  
Prize money will be considered official on each player's home Tour
- ELIGIBILITY:** Estimated field size - 75 players
- The top-ranked native born Mexican player from the Official World Golf Ranking, as of February 19, 2018
  - The top 50 players, including any players tied for 50th place, from the Official World Golf Ranking as of February 19, 2018.
  - The top 50 players, including any players tied for 50th place, from the Official World Golf Ranking as of February 26, 2018.
  - The top 30 players from the final 2017 FedExCup Points List.
  - The top 10 players from the FedExCup Points List as of February 26, 2018.
  - The top 20 players from the final 2017 European Tour Order of Merit.
  - The top 10 players from the European Tour Order of Merit as of February 19, 2018.
  - The top 2 players from the final 2017 Japan Golf Tour Order of Merit.
  - The top 2 players from the final 2017 Australasian Tour Order of Merit.
  - The top 2 players from the final 2017 Sunshine Tour Order of Merit.
  - The top 2 players from the final 2017 Asian Tour Order of Merit.
- TV LISTINGS:** The WGC-Mexico Championship is broadcast to more than 1 billion households in 227 countries and territories in 32 languages.
- |                   |              |              |            |     |
|-------------------|--------------|--------------|------------|-----|
| Thursday - Friday | 2-7 p.m. ET  | Golf Channel |            |     |
| Saturday          | 12-3 p.m. ET | Golf Channel | 3-6 p.m.ET | NBC |
| Sunday            | 12-2 p.m. ET | Golf Channel | 2-6 p.m.ET | NBC |
- TROPHY:** Gene Sarazen Cup

## Media Facts (cont.)

**WEBSITES:** [www.worldgolfchampionships.com](http://www.worldgolfchampionships.com)

**TICKETS:** Tickets may be purchased by visiting [worldgolfchampionships.com](http://worldgolfchampionships.com).

### ABOUT

**GRUPO SALINAS:** Grupo Salinas is composed of dynamic, fast-growing, and technologically advanced companies focused on creating shareholder value and improving society through excellence. Grupo Salinas promotes economic development in the countries where it operates by making technology accessible to all levels of society.

Created by entrepreneur Ricardo B. Salinas, Grupo Salinas operates as a forum to develop entrepreneurial ability and support decision-making among the executives who lead Group's member firms: TV Azteca, Azteca America, Grupo Elektra, Banco Azteca, Seguros Azteca, Afore Azteca, Advance America, Italika, Punto Casa de Bolsa, Azteca Internet, Totalplay and Enlace.

Grupo Salinas companies generate annual revenue of approximately US\$5 billion and US\$1.3 billion in EBITDA in the media, retail, financial services, telecommunications and Internet industries. Grupo Salinas companies operate in Mexico, the United States, Colombia, El Salvador, Guatemala, Honduras, Peru, and Panama.

### UMBRELLA

**SPONSORS:** Grupo Salinas, Dell, Bridgestone, HSBC

### SOCIAL MEDIA:

[www.facebook.com/WGCMexicoChampionship](http://www.facebook.com/WGCMexicoChampionship)

Twitter: @WGCMexico

Instagram: @WGCMexico

### CHAMPIONSHIP

**OFFICE:** World Golf Championships - Mexico Championship

Club de Golf Chapultepec

Av. Del Conscripto No. 425

53900 Naucalpan

Estado de Mexico

**MEDIA CONTACTS:** Michael Baliker, Communications Specialist, PGA TOUR  
904-273-7664, [michaelbaliker@pgatourhq.com](mailto:michaelbaliker@pgatourhq.com)  
Luciano Pascoe R., General Director of Editorial Strategy, Grupo Salinas,  
+52 (551)720-1313, [lpascoe@gruposalinas.com.mx](mailto:lpascoe@gruposalinas.com.mx)

# Tournament Officials

## Communications Staff

Michael Baliker                      Communications Specialist, PGA TOUR  
 Michael Gibbons                  Chief Press Officer, European Tour  
 Chuah Choo Chiang              Senior Director of Communications, PGA TOUR  
 Mark Williams                      Director of Communications, PGA TOUR  
 Rachel Noble                        Communications Coordinator, PGA TOUR

## Federation Event Management Staff

Brian Goin                            Senior Vice President & Chief of Operations, Championship Management  
 Peter Kent                            Senior Vice President, Tournament Revenue  
 Chad Burgess                      Senior Director Tournament Operations, Championship Management  
 Gerald Goodman                  Executive Director, Championship Management  
 Alex Dorsch                        Tournament Manager, Championship Management- Tournament Operations  
 Brian Gayso                        Tour Tickets Access Control, Championship Management  
 Meghan Costello                  Tournament Services Manager, Championship Management  
 David Utlak                         Tournament Services Manager, Championship Management

# 2018 Tournament Scorecard

HOLE	1	2	3	4	5	6	7	8	9	OUT
My Score										

10	11	12	13	14	15	16	17	18	IN	TOTAL

**WGC MEXICO CHAMPIONSHIP**  
**CLUB DE GOLF CHAPULTEPEC**  
 March 1 - 4, 2018

OFFICIAL SCORECARD



Conducted by the International Federation of PGA Tours  
 Questions as to the Rules of Golf shall be referred to the Rules Committee

Competitor: \_\_\_\_\_  
 Round ..... Date .....

HOLE	1	2	3	4	5	6	7	8	9	OUT
Yards	316	387	186	506	445	625	235	525	382	3607
Par	4	4	3	4	4	5	3	4	4	35
Score										

10	11	12	13	14	15	16	17	18	IN	TOTAL
450	622	406	225	497	575	403	172	388	3738	7345
4	5	4	3	4	5	4	3	4	36	71

MARKER'S SIGNATURE \_\_\_\_\_

COMPETITOR'S SIGNATURE \_\_\_\_\_

# 2017 Mexico Championship

Club de Golf Chapultepec, Mexico City, Mexico Purse: \$9,750,000 Par/Yards: 35-36—71/7,330

Feb. 27 - March 5

LEADERS		First Round	Second Round	Third Round	Total
Ross Fisher	67 (-4)	Rory McIlroy	133 (-9)	Justin Thomas	201 (-12)
Phil Mickelson	67 (-4)	Ross Fisher	135 (-7)	<b>Dustin Johnson</b>	<b>202 (-11)</b>
Ryan Moore	67 (-4)	Phil Mickelson	135 (-7)	Rory McIlroy	203 (-10)
Jon Rahm	67 (-4)	Justin Thomas	135 (-7)	Phil Mickelson	203 (-10)
Jimmy Walker	67 (-4)	Daniel Berger	136 (-6)	Jon Rahm	204 (-9)
Lee Westwood	67 (-4)	<b>Dustin Johnson</b>	<b>136 (-6)</b>	Lee Westwood	204 (-9)
<b>Dustin Johnson</b>	<b>70 (-1)</b>	Andy Sullivan	136 (-6)		



**CUT:** No cut. 76 of 77 professionals completed 72 holes.

**WEATHER:** Thursday: Partly cloudy, with a high of 75. Wind NE 8-20 mph. Friday: Partly cloudy, with a high of 72. Wind NW 8-15 mph. Saturday: Partly cloudy, with a high of 75. Wind NE 8-20 mph. Sunday: Partly cloudy, with a high of 72. Wind ENE 6-12 mph.

**Winner: Dustin Johnson 70-66-66-68 270 (-14) 550pts. \$1,660,000**

Dustin Johnson	1	70-66-66-68	270	\$1,660,000.00	Justin Rose	T38	70-72-71-71	284	\$64,000.00
Tommy Fleetwood	2	69-70-66-66	271	1,045,000.00	Charl Schwartzel	T38	71-68-70-75	284	64,000.00
Ross Fisher	T3	67-68-72-65	272	497,000.00	Jhonattan Vegas	T38	69-74-68-73	284	64,000.00
Jon Rahm	T3	67-70-67-68	272	497,000.00	Bubba Watson	T38	73-72-68-71	284	64,000.00
Thomas Pieters	T5	68-69-68-68	273	312,500.00	Gary Woodland	T38	73-67-74-70	284	64,000.00
Justin Thomas	T5	69-66-66-72	273	312,500.00	Roberto Castro	T45	69-68-74-74	285	59,000.00
Phil Mickelson	T7	67-68-68-71	274	211,666.67	Adam Scott	T45	73-76-68-68	285	59,000.00
Brandt Snedeker	T7	75-68-66-65	274	211,666.67	Bernd Wiesberger	T45	73-70-71-71	285	59,000.00
Rory McIlroy	T7	68-65-70-71	274	211,666.66	Byeong Hun An	T48	73-66-71-76	286	55,500.00
Tyrrell Hatton	10	70-67-68-70	275	166,000.00	Brooks Koepka	T48	76-69-68-73	286	55,500.00
Kevin Kisner	11	72-68-68-68	276	154,000.00	Louis Oosthuizen	T48	73-72-73-68	286	55,500.00
Sergio Garcia	T12	68-71-68-70	277	131,250.00	Brendan Steele	T48	74-71-70-71	286	55,500.00
J.B. Holmes	T12	69-68-69-71	277	131,250.00	Emiliano Grillo	T52	72-77-69-69	287	52,000.00
Jordan Spieth	T12	71-72-63-71	277	131,250.00	Mike Hendry	T52	71-74-73-69	287	52,000.00
Fabrizio Zanotti	T12	68-69-72-68	277	131,250.00	Kevin Na	T52	75-70-70-72	287	52,000.00
Daniel Berger	T16	70-66-70-72	278	105,125.00	Sam Brazer	T55	75-68-70-75	288	50,000.00
Paul Casey	T16	74-71-67-66	278	105,125.00	Kevin Chappell	T55	71-77-71-69	288	50,000.00
Matthew Fitzpatrick	T16	71-67-72-68	278	105,125.00	Alexander Noren	T55	76-71-72-69	288	50,000.00
Rickie Fowler	T16	69-69-73-67	278	105,125.00	Marcus Fraser	T58	71-70-73-75	289	48,500.00
Francesco Molinari	T20	71-72-70-66	279	91,333.34	Jim Furyk	T58	77-71-70-71	289	48,500.00
Matt Kuchar	T20	68-71-67-73	279	91,333.33	Zach Johnson	T58	75-69-70-75	289	48,500.00
Andy Sullivan	T20	71-65-72-71	279	91,333.33	Yuta Ikeda	T61	75-74-72-69	290	47,250.00
Jason Dufner	T23	70-70-72-68	280	86,000.00	Patrick Reed	T61	71-76-72-71	290	47,250.00
Martin Kaymer	T23	70-67-75-68	280	86,000.00	David Lipsky	T63	73-73-75-70	291	46,625.00
Joost Luiten	T25	71-67-71-72	281	81,000.00	Thorbjorn Olesen	T63	73-77-68-73	291	46,625.00
Hideki Matsuyama	T25	72-72-66-71	281	81,000.00	Scott Hend	T65	76-71-73-73	293	46,125.00
Jimmy Walker	T25	67-74-68-72	281	81,000.00	Sean O'Hair	T65	71-71-75-76	293	46,125.00
William McGirt	T28	72-67-71-72	282	75,625.00	Roberto Diaz	T67	71-76-71-76	294	45,625.00
Ryan Moore	T28	67-73-69-73	282	75,625.00	Brandon Stone	T67	76-73-75-70	294	45,625.00
Lee Westwood	T28	67-71-66-78	282	75,625.00	Danny Willett	69	76-72-72-75	295	45,250.00
Chris Wood	T28	68-73-71-70	282	75,625.00	Russell Knox	70	73-74-68-81	296	45,000.00
Branden Grace	T32	73-69-68-73	283	70,500.00	Jeunghun Wang	71	73-77-74-73	297	44,750.00
Bill Haas	T32	70-69-75-69	283	70,500.00	Si Woo Kim	T72	71-75-77-76	299	44,250.00
Mackenzie Hughes	T32	70-70-73-70	283	70,500.00	Pablo Larrazabal	T72	73-73-75-78	299	44,250.00
Soren Kjeldsen	T32	75-71-71-66	283	70,500.00	Richard Sterne	T72	76-79-72-72	299	44,250.00
Scott Piercy	T32	72-73-72-66	283	70,500.00	Matthew Griffin	75	78-77-77-71	303	43,750.00
Hideto Tanihara	T32	75-67-67-74	283	70,500.00	K.T. Kim	76	78-75-76-77	306	43,500.00
Rafa Cabrera Bello	T38	72-69-71-72	284	64,000.00	Henrik Stenson	W/D			
Pat Perez	T38	68-71-74-71	284	64,000.00					



# 2016 Cadillac Championship

**Blue Monster at Trump National Doral, Miami, FL** Purse: \$9,500,000 Par/Yards: 36-36—72/7,543 Feb 29-Mar 6, 2016

LEADERS		First Round	Second Round	Third Round
	Marcus Fraser	66 (-6)	<b>Adam Scott</b> ..... 134 (-10)	Rory McIlroy ..... 204 (-12)
	Scott Piercy	66 (-6)	Dustin Johnson ..... 136 (-8)	Dustin Johnson ..... 207 (-9)
	Phil Mickelson	67 (-5)	Rory McIlroy ..... 136 (-8)	<b>Adam Scott</b> ..... 207 (-9)
	Jason Dufner	68 (-4)	Danny Willett ..... 137 (-7)	Phil Mickelson ..... 209 (-7)
	Charley Hoffman	68 (-4)	Charley Hoffman ..... 138 (-6)	Bubba Watson ..... 209 (-7)
	<b>Adam Scott</b>	<b>68 (-4)</b>	Bubba Watson ..... 138 (-6)	Danny Willett ..... 209 (-7)
	Danny Willett	68 (-4)		

**CUT:** No cut. 65 of 66 professionals completed 72 holes.



**WEATHER:** Thursday: Cloudy skies with temperatures in the low-80s. Wind SW at 8-15 mph. Friday: Partly cloudy skies with temperatures in the mid-80s. Wind W at 8-15 mph. Saturday: Partly cloudy skies with cooler temperatures reaching the upper-70s. Wind E at 10-20 mph. Sunday: Mostly sunny skies with temperatures in the low-80s. Wind N increased 15-25 mph in the afternoon.

**Winner: Adam Scott 68-66-73-69 276 \$1,620,000.00**

Adam Scott	1	68-66-73-69	276	550.00	\$1,620,000.00	Graeme McDowell	T28	74-71-70-75	290	40.00	\$79,428.57
Bubba Watson	2	69-69-71-68	277	315.00	1,018,000.00	Jamie Donaldson	T35	70-72-76-74	292	33.50	72,500.00
Rory McIlroy	T3	71-65-68-74	278	170.00	483,000.00	Matthew Fitzpatrick	T35	76-71-72-73	292		72,500.00
Danny Willett	T3	68-69-72-69	278		483,000.00	Shane Lowry	T35	71-73-75-73	292	33.50	72,500.00
Phil Mickelson	5	67-72-70-70	279	115.00	342,000.00	Hideki Matsuyama	T35	70-81-68-73	292	33.50	72,500.00
Jimmy Walker	6	69-72-73-66	280	105.00	280,000.00	Kevin Na	T35	72-72-75-73	292	33.50	72,500.00
Paul Casey	7	71-68-75-68	282	95.00	240,000.00	Justin Thomas	T35	75-66-78-73	292	33.50	72,500.00
Rickie Fowler	T8	70-71-71-71	283	86.00	197,500.00	Billy Horschel	41	72-71-75-75	293	30.00	69,000.00
Smylie Kaufman	T8	71-70-71-71	283	86.00	197,500.00	Ross Fisher	T42	76-70-72-76	294		66,000.00
Harris English	10	71-70-71-72	284	78.00	165,000.00	Martin Kaymer	T42	76-71-71-76	294		\$66,000.00
Rafa Cabrera Bello	T11	73-71-67-74	285		145,000.00	K.T. Kim	T42	71-74-75-74	294		66,000.00
Jason Dufner	T11	68-72-77-68	285	69.00	145,000.00	Danny Lee	T42	71-71-72-80	294	27.00	66,000.00
Sergio Garcia	T11	73-71-67-74	285	69.00	145,000.00	Chris Wood	T42	72-69-79-74	294		66,000.00
Dustin Johnson	T14	72-64-71-79	286	59.33	120,000.00	Emiliano Grillo	T47	76-72-72-75	295	23.50	62,500.00
Louis Oosthuizen	T14	74-70-69-73	286	59.33	120,000.00	Zach Johnson	T47	71-73-71-80	295	23.50	62,500.00
Bernd Wiesberger	T14	72-69-74-71	286		120,000.00	Kiradech Aphibarnrat	T49	75-71-71-79	296		60,000.00
Scott Piercy	T17	66-77-70-74	287	51.66	102,166.67	Bill Haas	T49	74-74-72-76	296	21.00	60,000.00
Justin Rose	T17	75-73-72-67	287	51.66	102,166.67	David Lingmerth	T49	74-72-75-75	296	21.00	60,000.00
Jordan Spieth	T17	69-72-73-73	287	51.66	102,166.67	Byeong-Hun An	T52	74-73-75-75	297		56,500.00
Andy Sullivan	T17	71-70-73-73	287		102,166.67	Victor Dubuisson	T52	73-72-80-72	297		56,500.00
Charley Hoffman	T17	68-70-74-75	287	51.66	102,166.66	Patrick Reed	T52	77-74-74-72	297	17.50	56,500.00
Charl Schwartzel	T17	73-67-72-75	287	51.66	102,166.66	Robert Streb	T52	72-73-73-79	297	17.50	56,500.00
Jason Day	T23	72-74-71-71	288	46.50	91,000.00	Nathan Holman	56	82-70-73-73	298		54,000.00
Branden Grace	T23	73-73-74-68	288	46.50	91,000.00	George Coetzee	57	72-76-76-75	299		53,000.00
Kevin Kisner	T23	75-69-72-72	288	46.50	91,000.00	Fabian Gomez	58	75-72-78-75	300	13.00	52,000.00
Brooks Koepka	T23	71-71-74-72	288	46.50	91,000.00	J.B. Holmes	59	77-72-72-80	301	12.00	51,000.00
Russell Knox	27	71-71-72-75	289	44.00	86,000.00	Marcus Fraser	60	66-77-80-79	302		50,500.00
Henrik Stenson	T28	71-71-76-72	290	40.00	79,428.58	Yusaku Miyazato	T61	76-73-74-80	303		49,750.00
Daniel Berger	T28	75-71-70-74	290	40.00	79,428.57	Jordan Zunic	T61	75-74-75-79	303		49,750.00
Soren Kjeldsen	T28	72-72-74-72	290		79,428.57	Scott Hend	63	75-76-80-79	310		49,000.00
Matt Kuchar	T28	70-78-70-72	290	40.00	79,428.57	Kristoffer Broberg	64	83-73-80-75	311		48,500.00
Anirban Lahiri	T28	70-70-71-79	290	40.00	79,428.57	Steven Bowditch	65	81-80-80-84	325	6.00	48,000.00
Marc Leishman	T28	73-73-69-75	290	40.00	79,428.57	Brandt Snedeker	WD				

# 2015 Cadillac Championship

**Blue Monster at Trump National Doral, Miami, FL**    **Purse: \$9,205,000**    **Par/Yards: 36-36—72/7,481**    **March 2-8, 2015**

LEADERS		First Round	Second Round	Third Round				
J.B. Holmes	.....	62 (-10)	J.B. Holmes	.....	135 (-9)	J.B. Holmes	.....	205 (-11)
Ryan Moore	.....	66 (-6)	Ryan Moore	.....	137 (-7)	<b>Dustin Johnson</b>	.....	<b>210 (-6)</b>
Rickie Fowler	.....	68 (-4)	Adam Scott	.....	138 (-6)	Bubba Watson	.....	210 (-6)
<b>Dustin Johnson</b>	.....	<b>68 (-4)</b>	Henrik Stenson	.....	140 (-4)	Ryan Moore	.....	211 (-5)
Alexander Levy	.....	68 (-4)	Bubba Watson	.....	140 (-4)	Bill Haas	.....	212 (-4)
			<b>Dustin Johnson</b>	.....	<b>141 (-3)</b>	Louis Oosthuizen	.....	212 (-4)
						Henrik Stenson	.....	212 (-4)

**CUT:** No Cut. 73 of 74 players completed 72 holes.



**WEATHER:** Thursday: Partly cloudy skies and warm temperatures in the mid-80s. SE wind at 15-25 mph in the morning, gradually diminishing throughout the afternoon. Friday: Partly cloudy. High of 85. Wind E at 6-12 mph. Saturday: Cloudy with occasional showers. Temperature in the 80s, with NE wind at 10-20 mph. Sunday: Mostly cloudy. High of 79. ENE wind at 15-25 mph.

**Winner: Dustin Johnson 68-73-69-69 279 \$1,570,000.00**


Dustin Johnson	.....	1	68-73-69-69	279	\$1,570,000.00	Keegan Bradley	.....	T38	73-74-75-70	292	\$65,500.00
J.B. Holmes	.....	2	62-73-70-75	280	930,000.00	Paul Casey	.....	T38	75-73-72-72	292	65,500.00
Bubba Watson	.....	3	71-69-70-71	281	540,000.00	Charley Hoffman	.....	T38	70-74-72-76	292	65,500.00
Adam Scott	.....	T4	70-68-75-71	284	365,000.00	Alexander Levy	.....	T38	68-73-79-72	292	65,500.00
Henrik Stenson	.....	T4	69-71-72-72	284	365,000.00	Marcel Siem	.....	T38	78-72-75-67	292	65,500.00
Louis Oosthuizen	.....	6	71-74-67-73	285	270,000.00	Cameron Tringale	.....	T38	73-74-72-73	292	65,500.00
Bill Haas	.....	T7	74-73-65-74	286	215,000.00	Jamie Donaldson	.....	T44	70-72-76-75	293	61,500.00
Webb Simpson	.....	T7	74-69-70-73	286	215,000.00	Charl Schwartzel	.....	T44	71-72-75-75	293	61,500.00
Kevin Na	.....	T9	74-71-71-71	287	163,333.34	Sangmoon Bae	.....	T46	75-71-73-75	294	59,000.00
Rory McIlroy	.....	T9	73-70-72-72	287	163,333.33	Billy Horschel	.....	T46	72-75-75-72	294	59,000.00
Ryan Moore	.....	T9	66-71-74-76	287	163,333.33	Joost Luiten	.....	T46	79-69-73-73	294	59,000.00
Rickie Fowler	.....	T12	68-77-71-72	288	123,000.00	Greg Chalmers	.....	T49	77-72-73-73	295	55,000.00
Jim Furyk	.....	T12	70-73-76-69	288	123,000.00	Luke Donald	.....	T49	72-76-74-73	295	55,000.00
Ryan Palmer	.....	T12	71-70-74-73	288	123,000.00	Jason Dufner	.....	T49	79-71-71-74	295	55,000.00
Lee Westwood	.....	T12	71-72-70-75	288	123,000.00	Zach Johnson	.....	T49	76-73-73-73	295	55,000.00
Danny Willett	.....	T12	73-76-71-68	288	123,000.00	Ian Poulter	.....	T49	74-78-71-72	295	55,000.00
Morgan Hoffmann	.....	T17	73-71-71-74	289	97,500.00	Branden Grace	.....	54	75-74-72-75	296	52,000.00
Brooks Koepka	.....	T17	69-74-73-73	289	97,500.00	Justin Rose	.....	55	73-74-73-77	297	51,000.00
Shane Lowry	.....	T17	71-74-70-74	289	97,500.00	Russell Henley	.....	T56	74-74-72-78	298	48,000.00
Brandt Snedeker	.....	T17	74-73-70-72	289	97,500.00	Chris Kirk	.....	T56	76-77-73-72	298	48,000.00
Jordan Spieth	.....	T17	75-69-73-72	289	97,500.00	Graeme McDowell	.....	T56	73-73-75-77	298	48,000.00
Marc Warren	.....	T17	73-75-69-72	289	97,500.00	Alexander Noren	.....	T56	73-77-74-74	298	48,000.00
Thomas Aiken	.....	T23	78-69-72-71	290	83,000.00	Robert Streb	.....	T56	72-80-72-74	298	48,000.00
Ross Fisher	.....	T23	78-71-69-72	290	83,000.00	Geoff Ogilvy	.....	61	74-76-74-75	299	45,500.00
Mikko Ilonen	.....	T23	78-72-67-73	290	83,000.00	Victor Dubuisson	.....	T62	72-73-70-85	300	44,750.00
Matt Kuchar	.....	T23	73-75-70-72	290	83,000.00	Steven Jeffress	.....	T62	75-74-78-73	300	44,750.00
Hideki Matsuyama	.....	T23	76-72-72-70	290	83,000.00	David Lipsky	.....	T62	74-73-76-77	300	44,750.00
Patrick Reed	.....	T23	71-73-71-75	290	83,000.00	Hunter Mahan	.....	65	75-79-74-74	302	44,250.00
Brendon Todd	.....	T23	72-73-72-73	290	83,000.00	Stephen Gallacher	.....	T66	84-72-78-69	303	43,875.00
Gary Woodland	.....	T23	70-74-76-70	290	83,000.00	Danie van Tonder	.....	T66	74-74-75-80	303	43,875.00
Jason Day	.....	T31	76-74-70-71	291	72,000.00	Koumei Oda	.....	68	74-78-73-79	304	43,500.00
Sergio Garcia	.....	T31	73-69-71-78	291	72,000.00	Thongchai Jaidee	.....	69	80-73-76-76	305	43,250.00
Martin Kaymer	.....	T31	71-76-71-73	291	72,000.00	Gary Stal	.....	70	75-79-77-75	306	43,000.00
Phil Mickelson	.....	T31	74-74-71-72	291	72,000.00	Tommy Fleetwood	.....	T71	77-77-73-80	307	42,625.00
John Senden	.....	T31	73-70-74-74	291	72,000.00	Anirban Lahiri	.....	T71	80-76-74-77	307	42,625.00
Jimmy Walker	.....	T31	71-76-70-74	291	72,000.00	Hiroiyuki Fujita	.....	73	75-83-78-79	315	42,250.00
Bernd Wiesberger	.....	T31	74-74-71-72	291	72,000.00						

# 2014 Cadillac Championship

**Blue Monster at Trump National Doral, Miami, FL**    **Purse: \$9,000,000**    **Par/Yards: 36-36—72/7,481**    **March 3-9, 2014**

LEADERS	First Round	Second Round	Third Round
	<b>Patrick Reed ..... 68 (-4)</b>	Dustin Johnson ..... 143 (-1)	<b>Patrick Reed ..... 212 (-4)</b>
	Jason Dufner ..... 69 (-3)	Matt Kuchar ..... 143 (-1)	Jason Dufner ..... 214 (-2)
	Harris English ..... 69 (-3)	Hunter Mahan ..... 143 (-1)	Hunter Mahan ..... 214 (-2)
	Dustin Johnson ..... 69 (-3)	<b>Patrick Reed ..... 143 (-1)</b>	Jamie Donaldson ..... 215 (-1)
	Matt Kuchar ..... 69 (-3)	Jamie Donaldson ..... 144 (0)	Tiger Woods ..... 215 (-1)
	Hunter Mahan ..... 69 (-3)	Graeme McDowell ..... 144 (0)	
	Francesco Molinari ..... 69 (-3)	Rory McIlroy ..... 144 (0)	
		Francesco Molinari ..... 144 (0)	

**CUT:** No cut. 67 of 68 players completed 72 holes.



**WEATHER:** Thursday: Mostly cloudy. Temperatures in the low-to-mid 80s. Wind S at 15-20, gusting to 30 mph. Play suspended due to strong thunderstorms at 2:22 p.m. The peak wind gust was 40 mph and the course received .25 inches of rain. Play resumed at 4:46 p.m., and officials suspended play at 5:57 p.m. due to darkness. The six players in the two lead groups (off No. 1 and 10 tees) were the only ones to complete their rounds. Friday: The first round resumed at 8:45 a.m., with the second round resuming as scheduled. Partly cloudy and windy. Wind W at 15-20 mph, gusting to 36 mph. High of 77. Saturday: Sunny. High of 79. Wind NW shifting E at 5-10 mph. Sunday: Partly cloudy. High of 77. Wind E at 5-10 mph.

**Winner: Patrick Reed    68-75-69-72    284    \$1,500,000.00**

Patrick Reed ..... 1	68-75-69-72	284	\$1,530,000.00	Hyung-Sung Kim ..... T34	72-74-74-74	294	\$68,500.00
Jamie Donaldson ..... T2	74-70-71-70	285	753,000.00	Hideki Matsuyama ..... T34	72-77-71-74	294	68,500.00
Bubba Watson ..... T2	73-72-72-68	285	753,000.00	Justin Rose ..... T34	74-77-70-73	294	68,500.00
Dustin Johnson ..... T4	69-74-73-72	288	395,000.00	Jordan Spieth ..... T34	73-79-73-69	294	68,500.00
Richard Sterne ..... T4	74-73-70-71	288	395,000.00	Lee Westwood ..... T34	75-79-70-70	294	68,500.00
Thongchai Jaidee ..... T6	73-74-74-68	289	248,333.34	Darren Fichardt ..... T40	73-78-72-72	295	63,500.00
Stephen Gallacher ..... T6	75-75-70-69	289	248,333.33	Branden Grace ..... T40	75-74-69-77	295	63,500.00
Bill Haas ..... T6	73-76-69-71	289	248,333.33	Chris Kirk ..... T40	75-71-76-73	295	63,500.00
Jason Dufner ..... T9	69-77-68-76	290	151,250.00	Louis Oosthuizen ..... T40	72-78-71-74	295	63,500.00
Hunter Mahan ..... T9	69-74-71-76	290	151,250.00	Thomas Bjorn ..... T44	75-75-73-73	296	60,500.00
Graeme McDowell ..... T9	73-71-73-73	290	151,250.00	Rickie Fowler ..... T44	76-75-74-71	296	60,500.00
Charl Schwartzel ..... T9	70-76-76-68	290	151,250.00	Brandt Snedeker ..... 46	73-73-75-76	297	59,000.00
Miguel A. Jimenez ..... T13	70-77-69-75	291	110,000.00	Russell Henley ..... T47	72-78-75-73	298	57,000.00
Matt Kuchar ..... T13	69-74-74-74	291	110,000.00	Webb Simpson ..... T47	80-78-70-70	298	57,000.00
Joost Luiten ..... T13	76-72-71-72	291	110,000.00	Kevin Stadler ..... T47	77-76-72-73	298	57,000.00
Jonas Blixt ..... T16	79-72-75-66	292	90,666.67	Keegan Bradley ..... T50	74-76-75-74	299	54,500.00
George Coetzee ..... T16	74-74-73-71	292	90,666.67	Billy Horschel ..... T50	77-78-71-73	299	54,500.00
Sergio Garcia ..... T16	74-76-73-69	292	90,666.67	Ernie Els ..... T52	75-78-73-74	300	52,500.00
Scott Hend ..... T16	72-76-73-71	292	90,666.67	Ian Poulter ..... T52	71-78-73-78	300	52,500.00
Henrik Stenson ..... T16	73-76-74-69	292	90,666.67	Brendon de Jonge ..... T54	76-79-74-72	301	51,000.00
Gary Woodland ..... T16	72-78-71-71	292	90,666.67	Gonzalo Fdez-Castano ..... T54	77-77-77-70	301	51,000.00
Harris English ..... T16	69-77-74-72	292	90,666.66	Boo Weekley ..... T54	75-75-78-73	301	151,000.00
Zach Johnson ..... T16	70-75-71-76	292	90,666.66	Steve Stricker ..... 57	77-78-71-76	302	50,000.00
Phil Mickelson ..... T16	74-75-69-74	292	90,666.66	Roberto Castro ..... T58	74-78-78-73	303	49,250.00
Luke Donald ..... T25	70-82-72-69	293	76,000.00	Martin Kaymer ..... T58	75-80-73-75	303	49,250.00
Rory McIlroy ..... T25	70-74-75-74	293	76,000.00	Jin Jeong ..... T60	75-75-78-77	305	48,250.00
Francesco Molinari ..... T25	69-75-76-73	293	76,000.00	Matteo Manassero ..... T60	76-76-74-79	305	48,250.00
Ryan Moore ..... T25	70-79-69-75	293	76,000.00	Victor Dubuisson ..... T62	72-81-75-78	306	47,000.00
Adam Scott ..... T25	75-73-72-73	293	76,000.00	Jim Furyk ..... T62	78-77-75-76	306	47,000.00
Kevin Streelman ..... T25	75-74-72-72	293	76,000.00	D.A. Points ..... T62	82-76-74-74	306	47,000.00
Peter Uihlein ..... T25	73-77-71-72	293	76,000.00	Dawie van der Walt ..... 65	81-83-71-75	310	46,000.00
Jimmy Walker ..... T25	73-77-67-76	293	76,000.00	Brett Rumford ..... 66	83-79-77-74	313	45,500.00
Tiger Woods ..... T25	76-73-66-78	293	76,000.00	Kiradech Aphibarnrat ..... 67	74-82-79-79	314	45,000.00
Graham DeLaet ..... T34	78-72-70-74	294	68,500.00				

# 2013 Cadillac Championship

TPC Blue Monster at Doral, Miami, FL

Purse: \$8,750,000

Par/Yards: 36-36—72/7,334

March 4-10, 2013

LEADERS	First Round	Second Round	Third Round
	Sergio Garcia ..... 66 (-6)	<b>Tiger Woods..... 131 (-13)</b>	<b>Tiger Woods..... 198 (-18)</b>
	Freddie Jacobson ..... 66 (-6)	Graeme McDowell ..... 133 (-11)	Graeme McDowell ..... 202 (-14)
	Graeme McDowell ..... 66 (-6)	Phil Mickelson ..... 134 (-10)	Phil Mickelson ..... 203 (-13)
	Bubba Watson ..... 66 (-6)	Steve Stricker ..... 134 (-10)	Steve Stricker ..... 203 (-13)
	<b>Tiger Woods..... 66 (-6)</b>	Freddie Jacobson ..... 135 (-9)	Keegan Bradley ..... 205 (-11)
		Bubba Watson ..... 135 (-9)	Sergio Garcia ..... 205 (-11)
			Charl Schwartzel ..... 205 (-11)
			Michael Thompson ..... 205 (-11)



**CUT:** No cut. All 65 players completed 72 holes.

**WEATHER:** Thursday: Sunny. High of 71. Winds NNW at 8-15 mph. Friday: Sunny. High of 76. Winds NNE at 6-12 mph. Saturday: Partly cloudy and breezy. High of 77. Winds NE at 10-20 mph. Sunday: Partly cloudy and breezy. High of 75. Winds E at 15-25 mph.

**Winner: Tiger Woods 66-65-67-71 269 \$1,500,000.00**

Tiger Woods ..... 1	66-65-67-71	269	\$1,500,000.00	Louis Oosthuizen ..... T33	70-75-69-72	286	\$71,500.00
Steve Stricker ..... 2	67-67-69-68	271	880,000.00	Rickie Fowler ..... T35	69-69-71-78	287	68,500.00
Sergio Garcia ..... T3	66-72-67-69	274	417,500.00	Jim Furyk ..... T35	72-70-72-73	287	68,500.00
Graeme McDowell ..... T3	66-67-69-72	274	417,500.00	Brian Gay ..... T35	70-76-69-72	287	68,500.00
Phil Mickelson ..... T3	67-67-69-71	274	417,500.00	Matt Kuchar ..... T35	72-72-72-71	287	68,500.00
Adam Scott ..... T3	72-70-68-64	274	417,500.00	Padraig Harrington ..... T39	76-72-68-72	288	64,500.00
Keegan Bradley ..... 7	68-68-69-71	276	240,000.00	David Lynn ..... T39	71-70-76-71	288	64,500.00
Peter Hanson ..... T8	67-71-70-70	278	163,750.00	Marcel Siem ..... T39	75-73-70-70	288	64,500.00
Rory McIlroy ..... T8	73-69-71-65	278	163,750.00	Bo Van Pelt ..... T39	68-75-71-74	288	64,500.00
Justin Rose ..... T8	68-72-70-68	278	163,750.00	Luke Donald ..... T43	70-76-71-72	289	60,500.00
Michael Thompson ..... T8	69-69-67-73	278	163,750.00	Gonzalo Fdez-Castano ..... T43	72-70-73-74	289	60,500.00
Jason Dufner ..... T12	69-69-69-72	279	113,750.00	Bill Haas ..... T43	72-73-72-72	289	60,500.00
Charles Howell III ..... T12	68-71-69-71	279	113,750.00	Chris Wood ..... T43	71-74-71-73	289	60,500.00
Dustin Johnson ..... T12	68-69-70-72	279	113,750.00	Zach Johnson ..... T47	71-67-77-75	290	57,500.00
Richard Sterne ..... T12	70-71-71-67	279	113,750.00	Geoff Ogilvy ..... T47	69-74-73-74	290	57,500.00
Freddie Jacobson ..... T16	66-69-71-74	280	98,000.00	Branden Grace ..... T49	73-74-72-72	291	54,500.00
Charl Schwartzel ..... T16	71-65-69-75	280	98,000.00	Martin Kaymer ..... T49	76-68-73-74	291	54,500.00
Nicolas Colsaerts ..... T18	71-71-67-72	281	93,000.00	Carl Pettersson ..... T49	71-75-71-74	291	54,500.00
Bubba Watson ..... T18	66-69-71-75	281	93,000.00	Nick Watney ..... T49	69-71-77-74	291	54,500.00
Alexander Noren ..... T20	69-70-72-71	282	88,000.00	George Coetzee ..... T53	70-69-73-80	292	50,600.00
John Senden ..... T20	69-69-70-74	282	88,000.00	Stephen Gallacher ..... T53	74-75-69-74	292	50,600.00
Webb Simpson ..... T20	72-67-71-72	282	88,000.00	Ryan Moore ..... T53	73-71-72-76	292	50,600.00
Scott Jamieson ..... T23	70-69-72-72	283	83,000.00	Thorbjorn Olesen ..... T53	75-75-70-72	292	50,600.00
Matteo Manassero ..... T23	71-71-75-66	283	83,000.00	Thaworn Wiratchant ..... T53	69-69-77-77	292	50,600.00
Hunter Mahan ..... T25	67-72-71-74	284	79,000.00	Mike Hendry ..... T58	72-66-78-77	293	48,750.00
Scott Piercy ..... T25	70-73-69-72	284	79,000.00	Paul Lawrie ..... T58	78-73-72-70	293	48,750.00
Lee Westwood ..... T25	73-69-71-71	284	79,000.00	Tim Clark ..... T60	72-73-71-79	295	47,500.00
Ernie Els ..... T28	73-69-72-71	285	75,000.00	Marcus Fraser ..... T60	73-72-77-73	295	47,500.00
Russell Henley ..... T28	70-72-70-73	285	75,000.00	John Merrick ..... T60	75-72-72-76	295	47,500.00
John Huh ..... T28	71-67-71-76	285	5,000.00	Rafael Cabrera Bello ..... T63	71-74-76-78	299	46,250.00
Francesco Molinari ..... T28	78-66-72-69	285	75,000.00	Jamie Donaldson ..... T63	72-77-76-74	299	46,250.00
Ian Poulter ..... T28	68-70-72-75	285	75,000.00	Robert Garrigus ..... 65	75-75-74-76	300	45,500.00
Jason Day ..... T33	74-66-75-71	286	71,500.00				



# 2012 Cadillac Championship

TPC Blue Monster at Doral, Miami, FL

Purse: \$8,500,000

Par/Yards: 36-36—72/7,334

March 5-11, 2012

LEADERS		First Round	Second Round	Third Round
	Jason Dufner.....	66 (-6)	Bubba Watson.....	132 (-12)
	Adam Scott.....	66 (-6)	<b>Justin Rose.....</b>	<b>133 (-11)</b>
	Thomas Bjorn.....	68 (-4)	Adam Scott.....	134 (-10)
	Charl Schwartzel.....	68 (-4)	Peter Hanson.....	135 (-9)
	Aaron Baddeley.....	69 (-3)	Thomas Bjorn.....	136 (-8)
	Keegan Bradley.....	69 (-3)	Keegan Bradley.....	136 (-8)
	Miguel A. Jimenez.....	69 (-3)		
	Juvic Pagunsan.....	69 (-3)		
	Alvaro Quiros.....	69 (-3)		
	<b>Justin Rose.....</b>	<b>69 (-3)</b>		
	Kyle Stanley.....	69 (-3)		
	Steve Stricker.....	69 (-3)		
				Bubba Watson.....
				Keegan Bradley.....
				<b>Justin Rose.....</b>
				Peter Hanson.....
				Zach Johnson.....
				Matt Kuchar.....



**CUT:** No cut. Seventy-two of 74 players completed 72 holes.

**WEATHER:** Thursday: Mostly cloudy and windy. High of 80. Winds E 15-25 mph, with gusts up to 31 mph. Friday: Mostly cloudy and windy. High of 80. Winds E 15-25 mph, with gusts up to 31 mph. Saturday: Partly cloudy with a high of 82. Winds E 10-15 mph. Sunday: Partly cloudy with afternoon showers. High of 80. Winds E 15-25 mph.

**Winner: Justin Rose 69-64-69-70 272 \$1,400,000**

Justin Rose .....	1	69-64-69-70	272	\$1,400,000.00	Nicolas Colsaerts .....	T35	73-70-70-71	284	\$60,500.00
Bubba Watson .....	2	70-62-67-74	273	845,000.00	Branden Grace .....	T35	78-72-64-70	284	60,500.00
Rory McIlroy .....	3	73-69-65-67	274	516,000.00	Dustin Johnson .....	T35	75-68-73-68	284	60,500.00
Peter Hanson .....	T4	70-65-69-71	275	362,500.00	Juvic Pagunsan .....	T35	69-71-72-72	284	60,500.00
Charl Schwartzel .....	T4	68-69-70-68	275	362,500.00	Chez Reavie .....	T35	78-68-67-71	284	60,500.00
Luke Donald .....	T6	70-68-69-69	276	260,000.00	Webb Simpson .....	T35	75-66-66-77	284	60,500.00
John Senden .....	T6	76-67-68-65	276	260,000.00	Darren Clarke .....	T43	74-74-68-69	285	55,500.00
Keegan Bradley .....	T8	69-67-66-75	277	165,000.00	Phil Mickelson .....	T43	72-71-71-71	285	55,500.00
Matt Kuchar .....	T8	72-67-66-72	277	165,000.00	Rickie Fowler .....	T45	74-70-72-70	286	52,000.00
Steve Stricker .....	T8	69-70-69-69	277	165,000.00	Retief Goosen .....	T45	74-71-71-70	286	52,000.00
Bo Van Pelt .....	T8	73-65-70-69	277	165,000.00	Miguel A. Jimenez .....	T45	69-71-73-73	286	52,000.00
Aaron Baddeley .....	12	69-74-68-67	278	120,000.00	Brandt Snedeker .....	T45	75-69-70-72	286	52,000.00
Graeme McDowell .....	T13	75-67-67-70	279	101,000.00	Mark Wilson .....	T45	72-70-72-72	286	52,000.00
Francesco Molinari .....	T13	75-68-71-65	279	101,000.00	Hennie Otto .....	50	73-66-71-77	287	49,000.00
Adam Scott .....	T13	66-68-74-71	279	101,000.00	Paul Casey .....	T51	76-71-68-73	288	46,875.00
Johnson Wagner .....	T13	70-69-67-73	279	101,000.00	Ben Crane .....	T51	73-71-73-71	288	46,875.00
Charles Howell III .....	T17	70-67-71-72	280	92,000.00	K.T. Kim .....	T51	74-72-70-72	288	46,875.00
Zach Johnson .....	T17	70-68-67-75	280	92,000.00	Kyle Stanley .....	T51	69-69-76-74	288	46,875.00
Nick Watney .....	T17	71-73-69-67	280	92,000.00	Gonzalo Fdez-Castano .....	T55	74-70-73-72	289	45,250.00
Greg Chalmers .....	T20	71-70-68-72	281	85,000.00	Geoff Ogilvy .....	T55	73-73-70-73	289	45,250.00
Jason Day .....	T20	73-67-70-71	281	85,000.00	Jbe' Kruger .....	T57	72-71-73-74	290	44,250.00
Robert Karlsson .....	T20	75-68-70-68	281	85,000.00	Alvaro Quiros .....	T57	69-74-71-76	290	44,250.00
Martin Kaymer .....	T20	73-64-70-74	281	85,000.00	Y.E. Yang .....	59	72-67-76-76	291	43,500.00
Thomas Bjorn .....	T24	68-68-75-71	282	76,000.00	Sergio Garcia .....	T60	75-74-68-76	293	42,000.00
Marcus Fraser .....	T24	76-68-69-69	282	76,000.00	Paul Lawrie .....	T60	70-74-72-77	293	42,000.00
Martin Laird .....	T24	72-73-66-71	282	76,000.00	Louis Oosthuizen .....	T60	77-70-74-72	293	42,000.00
Hunter Mahan .....	T24	71-72-66-73	282	76,000.00	Ian Poulter .....	T60	76-77-71-69	293	42,000.00
Robert Rock .....	T24	75-70-68-69	282	76,000.00	Tadahiro Takayama .....	T60	74-73-75-71	293	42,000.00
Jason Dufner .....	T29	66-72-73-72	283	67,500.00	Rafael Cabrera Bello .....	65	75-70-75-74	294	40,500.00
Bill Haas .....	T29	74-70-70-69	283	67,500.00	Pablo Larrazabal .....	T66	76-73-71-75	295	39,750.00
Anders Hansen .....	T29	70-72-69-72	283	67,500.00	Vijay Singh .....	T66	75-73-72-75	295	39,750.00
Garth Mulroy .....	T29	73-71-69-70	283	67,500.00	Fredrik Jacobson .....	68	72-76-71-77	296	39,000.00
Lee Westwood .....	T29	76-67-68-72	283	67,500.00	Alexander Noren .....	69	74-75-72-76	297	38,500.00
Gary Woodland .....	T29	71-70-70-72	283	67,500.00	Tetsuji Hiratsuka .....	70	78-73-70-77	298	38,000.00
Jonathan Byrd .....	T35	72-70-70-72	284	60,500.00	Sang-Moon Bae .....	71	79-76-73-71	299	37,750.00
K.J. Choi .....	T35	74-67-70-73	284	60,500.00	Simon Dyson .....	72	74-72-73-81	300	37,500.00

# 2011 Cadillac Championship

TPC Blue Monster, Doral, FL  
March 7-13, 2011

Purse: \$8,500,000

Par/Yards: 36-36—72/7,334

LEADERS	First Round	Second Round	Third Round		
Hunter Mahan	64 (-8)	Hunter Mahan	135 (-9)	Dustin Johnson	203 (-13)
Ryo Ishikawa	65 (-7)	Martin Kaymer	136 (-8)	Luke Donald	205 (-11)
Martin Kaymer	66 (-6)	Francesco Molinari	136 (-8)	Matt Kuchar	205 (-11)
Luke Donald	67 (-5)	Matt Kuchar	137 (-7)	<b>Nick Watney</b>	<b>205 (-11)</b>
Charley Hoffman	67 (-5)	Martin Laird	137 (-7)	Hunter Mahan	206 (-10)
Martin Laird	67 (-5)	Rory McIlroy	137 (-7)	Rory McIlroy	206 (-10)
<b>Nick Watney</b>	<b>67 (-5)</b>	<b>Nick Watney</b>	<b>137 (-7)</b>	Francesco Molinari	206 (-10)
				Adam Scott	206 (-10)

**CUT:** No cut. All 66 players finished 72 holes.



**WEATHER:** Thursday: Sunny and cooler. High of 71. Winds NNW at 10-20 mph. The first round was suspended due to a lightning in the area at 11:45 a.m., with wind gusts reaching 52 mph. Play resumed at 2:30 p.m. and was suspended due to darkness at 6:15 p.m. with just 11 players having completed their round. Friday: The first round resumed at 8:32 a.m., and the second round began on schedule at 11:25 a.m. Sunny and cooler. High of 71. Winds NNW at 10-20 mph. Saturday: Sunny. High of 75. Winds NE at 10-15 mph. Sunday: Mostly sunny. High of 78. Winds E at 10-15 mph.

**Winner: Nick Watney 67-70-68-67 272 \$1,400,000**

Nick Watney	1	67-70-68-67	272	\$1,400,000.00	Jhonattan Vegas	T31	69-74-69-74	286	\$69,500.00
Dustin Johnson	2	69-69-65-71	274	850,000.00	Thomas Aiken	T35	68-75-74-70	287	65,500.00
Anders Hansen	T3	71-69-68-67	275	465,000.00	Kevin Na	T35	74-75-69-69	287	65,500.00
Francesco Molinari	T3	68-68-70-69	275	465,000.00	Bo Van Pelt	T35	71-74-66-76	287	65,500.00
Matt Kuchar	5	68-69-68-71	276	350,000.00	Camilo Villegas	T35	71-71-73-72	287	65,500.00
Luke Donald	T6	67-72-66-72	277	271,000.00	K.J. Choi	T39	73-69-72-74	288	62,000.00
Adam Scott	T6	68-70-68-71	277	271,000.00	Edoardo Molinari	T39	71-73-70-74	288	62,000.00
Rickie Fowler	8	71-73-68-66	278	200,000.00	Y.E. Yang	T39	73-72-72-71	288	62,000.00
Hunter Mahan	9	64-71-71-73	279	175,000.00	Ryo Ishikawa	T42	65-76-70-78	289	59,000.00
Jonathan Byrd	T10	70-74-68-68	280	129,000.00	Graeme McDowell	T42	70-73-71-75	289	59,000.00
Padraig Harrington	T10	68-71-68-73	280	129,000.00	Justin Rose	T42	77-71-70-71	289	59,000.00
Martin Laird	T10	67-70-70-73	280	129,000.00	Jason Day	T45	71-76-71-72	290	55,500.00
Rory McIlroy	T10	68-69-69-74	280	129,000.00	Marcus Fraser	T45	69-78-71-72	290	55,500.00
Tiger Woods	T10	70-74-70-66	280	129,000.00	D.A. Points	T45	68-72-71-79	290	55,500.00
Robert Allenby	T15	72-72-69-68	281	100,000.00	Ian Poulter	T45	73-70-74-73	290	55,500.00
Ernie Els	T15	69-70-73-69	281	100,000.00	S.S.P. Chowrasia	T49	74-72-72-73	291	50,500.00
Kevin Streelman	T15	68-72-72-69	281	100,000.00	Jim Furyk	T49	74-71-71-75	291	50,500.00
Paul Casey	T18	70-71-69-72	282	89,000.00	Kyung-tae Kim	T49	73-70-73-75	291	50,500.00
Louis Oosthuizen	T18	71-73-67-71	282	89,000.00	Geoff Ogilvy	T49	76-73-72-70	291	50,500.00
Steve Stricker	T18	68-71-69-74	282	89,000.00	Ryan Palmer	T49	73-73-68-77	291	50,500.00
Lee Westwood	T18	70-74-70-68	282	89,000.00	Mark Wilson	T49	72-75-71-73	291	50,500.00
Ryan Moore	T22	70-74-70-69	283	83,000.00	Peter Hanson	T55	73-73-73-73	292	45,500.00
Vijay Singh	T22	68-72-68-75	283	83,000.00	Yuta Ikeda	T55	74-73-74-71	292	45,500.00
Charley Hoffman	T24	67-75-73-69	284	77,250.00	Miguel A. Jimenez	T55	71-72-73-76	292	45,500.00
Zach Johnson	T24	72-75-68-69	284	77,250.00	Phil Mickelson	T55	73-71-72-76	292	45,500.00
Martin Kaymer	T24	66-70-74-74	284	77,250.00	Seung-yul Noh	59	72-70-79-72	293	43,000.00
Charl Schwartzel	T24	71-71-75-67	284	77,250.00	Anthony Kim	60	80-74-68-72	294	40,500.00
Aaron Baddeley	T28	72-66-73-74	285	73,000.00	Rhys Davies	T61	73-76-72-74	295	41,500.00
Thomas Bjorn	T28	71-73-70-71	285	73,000.00	Ross Fisher	T61	69-76-76-74	295	41,500.00
Rory Sabbatini	T28	74-74-67-70	285	73,000.00	Hiroyuki Fujita	T61	71-73-74-77	295	41,500.00
Retief Goosen	T31	69-76-68-73	286	69,500.00	Alvaro Quiros	T64	70-77-74-75	296	40,250.00
Bill Haas	T31	74-68-71-73	286	69,500.00	Peter Senior	T64	75-73-73-75	296	40,250.00
Robert Karlsson	T31	69-73-71-73	286	69,500.00	Jeff Overton	66	75-77-73-73	298	39,750.00

# 2010 CA Championship

**TPC Blue Monster, Doral, FL**  
**March 11-14, 2010**

**Purse: \$8,500,000**

**Par/Yards: 36-36—72/7,266**

LEADERS	First Round	Second Round	Third Round
	Charl Schwartzel ..... 67 (-5)	<b>Ernie Els ..... 134 (-10)</b>	Charl Schwartzel ..... 204 (-12)
	Robert Allenby ..... 68 (-4)	Robert Allenby ..... 135 (-9)	<b>Ernie Els ..... 204 (-12)</b>
	Vijay Singh ..... 68 (-4)	Bill Haas ..... 137 (-7)	Padraig Harrington ..... 205 (-11)
	<b>Ernie Els ..... 68 (-4)</b>	Charl Schwartzel ..... 137 (-7)	Robert Allenby ..... 206 (-10)
		Soren Hansen ..... 138 (-6)	Bill Haas ..... 207 (-9)
		Padraig Harrington ..... 138 (-6)	

**CUT:** Field of 68 players, no cut.



**WEATHER:** Thursday: Highs in the upper 70s with wind gusts to 25-30 mph. Friday: Temperatures in the lower 80s with SSW winds at 15-25 mph. Rain began in the afternoon, with total rainfall of 1.15 inches. With the rain, temperatures dropped into the mid-60s. Play was suspended at 1:28 p.m. due to dangerous weather with 10 of the 23 groups completing play. Play resumed at 1:50 p.m. and was suspended again at 2:37 p.m. with 17 of the 23 groups completing play. Play resumed at 5:12 p.m. Saturday: Mostly sunny skies with a high in the upper 70s and W winds at 10-20 mph. Sunday: Mostly sunny with temperatures reaching the upper 70s with W winds increasing to 12-22 mph.

**Winner: Ernie Els      68-66-70-66      270      \$1,400,000**

Ernie Els ..... 1	68-66-70-66	270	\$1,400,000.00	Lee Westwood ..... T30	74-68-74-69	285	\$70,000.00
Charl Schwartzel ..... 2	67-70-67-70	274	850,000.00	Y.E. Yang ..... T30	73-72-75-65	285	70,000.00
Martin Kaymer ..... T3	70-72-66-69	277	426,666.67	Stewart Cink ..... T37	75-74-72-65	286	62,500.00
Matt Kuchar ..... T3	71-71-67-68	277	426,666.67	Ben Crane ..... T37	74-73-69-70	286	62,500.00
Padraig Harrington ..... T3	70-68-67-72	277	426,666.66	Gonzalo Fdez-Castano ..... T37	72-68-71-75	286	62,500.00
Paul Casey ..... T6	69-72-68-69	278	214,300.00	Jim Furyk ..... T37	70-76-69-71	286	62,500.00
Bill Haas ..... T6	71-66-70-71	278	214,300.00	Sergio Garcia ..... T37	74-72-71-69	286	62,500.00
Graeme McDowell ..... T6	74-68-70-66	278	214,300.00	Zach Johnson ..... T37	76-70-71-69	286	62,500.00
Alistair Presnell ..... T6	72-70-72-64	278	214,300.00	Ian Poulter ..... T37	72-78-72-64	286	62,500.00
Alvaro Quiros ..... T6	72-69-69-68	278	214,300.00	Henrik Stenson ..... T37	71-72-71-72	286	62,500.00
John Senden ..... T11	69-70-71-69	279	126,666.67	Ross Fisher ..... T45	73-72-70-72	287	56,000.00
Vijay Singh ..... T11	68-71-70-70	279	126,666.67	Anders Hansen ..... T45	76-70-74-67	287	56,000.00
Robert Allenby ..... T11	68-67-71-73	279	126,666.66	Geoff Ogilvy ..... T45	72-71-75-69	287	56,000.00
Phil Mickelson ..... T14	71-69-72-68	280	107,500.00	Ryan Palmer ..... T45	79-68-72-68	287	56,000.00
Francesco Molinari ..... T14	69-71-72-68	280	107,500.00	Kenny Perry ..... T45	73-74-68-72	287	56,000.00
Steve Stricker ..... T16	73-69-71-68	281	97,500.00	Angel Cabrera ..... T50	74-71-70-73	288	50,500.00
Camilo Villegas ..... T16	72-68-70-71	281	97,500.00	Simon Dyson ..... T50	72-73-73-70	288	50,500.00
Jason Dufner ..... T18	73-69-75-65	282	89,000.00	Jerry Kelly ..... T50	70-72-73-73	288	50,500.00
Soren Hansen ..... T18	69-69-71-73	282	89,000.00	Kevin Na ..... T50	78-70-70-70	288	50,500.00
J.B. Holmes ..... T18	69-70-73-70	282	89,000.00	Adam Scott ..... T50	74-69-71-74	288	50,500.00
Sean O'Hair ..... T18	71-71-74-66	282	89,000.00	David Toms ..... T50	72-72-72-72	288	50,500.00
Tim Clark ..... T22	70-69-74-70	283	81,000.00	Lucas Glover ..... T56	72-72-71-75	290	45,500.00
Yuta Ikeda ..... T22	71-68-74-70	283	81,000.00	Retief Goosen ..... T56	76-71-73-70	290	45,500.00
Anthony Kim ..... T22	71-73-71-68	283	81,000.00	Thongchai Jaidee ..... T56	73-72-73-72	290	45,500.00
Heath Slocum ..... T22	74-71-70-68	283	81,000.00	Dustin Johnson ..... T56	69-72-76-73	290	45,500.00
Luke Donald ..... T26	70-75-69-70	284	75,500.00	Soren Kjeldsen ..... 60	74-78-73-66	291	43,000.00
Peter Hanson ..... T26	74-66-74-70	284	75,500.00	Edoardo Molinari ..... 61	72-74-72-74	292	42,500.00
Nick Watney ..... T26	73-72-71-68	284	75,500.00	Robert Karlsson ..... 62	78-70-73-72	293	42,000.00
Mike Weir ..... T26	73-66-75-70	284	75,500.00	Miguel A. Jimenez ..... T63	73-75-73-73	294	41,250.00
Brian Gay ..... T30	74-69-74-68	285	70,000.00	Marc Leishman ..... T63	78-73-71-72	294	41,250.00
WC Liang ..... T30	72-69-71-73	285	70,000.00	Steve Marino ..... T65	75-71-77-72	295	40,625.00
Hunter Mahan ..... T30	72-70-69-74	285	70,000.00	Rory McIlroy ..... T65	76-73-73-73	295	40,625.00
Ross McGowan ..... T30	76-71-70-68	285	70,000.00	Oliver Wilson ..... 67	78-74-77-67	296	40,250.00
Scott Verplank ..... T30	76-72-69-68	285	70,000.00	Michael Sim ..... 68	75-74-77-74	300	40,000.00

# 2009 CA Championship

**Doral Golf Resort & Spa (Blue Course); Doral, FL**  
**March 12-15, 2009**

**Purse: \$8,500,000**

**Par/Yards: 36-36—72/7,266**

LEADERS	First Round	Second Round	Third Round
	Jeev Milkha Singh ..... 65 (-7)	<b>Phil Mickelson ..... 131 (-13)</b>	<b>Phil Mickelson ..... 200 (-16)</b>
	Retief Goosen ..... 65 (-7)	Nick Watney ..... 133 (-11)	Nick Watney ..... 200 (-16)
	Prayad Marksaeng ..... 65 (-7)	Kenny Perry ..... 134 (-10)	Jeev Milkha Singh ..... 204 (-12)
	<b>Phil Mickelson ..... 65 (-7)</b>	Rory McIlroy ..... 134 (-10)	Camilo Villegas ..... 204 (-12)
	Nick Watney ..... 66 (-6)	Prayad Marksaeng ..... 135 (-9)	Five players at ..... 205 (-11)
	Rod Pampling ..... 66 (-6)	Camilo Villegas ..... 135 (-9)	
	James Kingston ..... 66 (-6)	Rod Pampling ..... 135 (-9)	
	Padraig Harrington ..... 66 (-6)		



**CUT:** There was no cut. 79 of the 80 professionals completed 72 holes.

**WEATHER:** Thursday: Partly cloudy and warm with a high of 81. Winds E 10-18 mph. Friday: Partly cloudy with light sprinkles and a high of 80. E-SE winds 10-18 mph. Saturday: Partly cloudy with a high of 82. Winds SE 12-20 mph. Sunday: Partly cloudy with a high of 84. Winds SE 12-20 mph.

**Winner: Phil Mickelson 65-66-69-69 269 \$1,400,000**

Phil Mickelson ..... 1	65-66-69-69	269	\$1,400,000.00	Ken Duke ..... T40	71-75-67-71	284	\$58,500.00
Nick Watney ..... 2	66-67-67-70	270	820,000.00	Richard Finch ..... T40	72-72-69-71	284	58,500.00
Jim Furyk ..... 3	68-68-69-67	272	470,000.00	Peter Hanson ..... T40	70-74-72-68	284	58,500.00
Jeev Milkha Singh ..... 4	65-71-68-70	274	360,000.00	Ryuji Imada ..... T40	70-71-69-74	284	58,500.00
Camilo Villegas ..... T5	67-68-69-71	275	275,000.00	Geoff Ogilvy ..... T40	73-69-70-72	284	58,500.00
Oliver Wilson ..... T5	67-70-72-66	275	275,000.00	Mark Brown ..... T46	73-71-68-73	285	52,000.00
Thomas Aiken ..... T7	74-66-71-65	276	192,500.00	Darren Clarke ..... T46	74-71-71-69	285	52,000.00
Soren Kjeldsen ..... T7	70-66-69-71	276	192,500.00	Ross Fisher ..... T46	71-69-72-73	285	52,000.00
Justin Leonard ..... T9	69-69-68-71	277	142,500.00	Shingo Katayama ..... T46	70-70-72-73	285	52,000.00
Rod Pampling ..... T9	66-69-71-71	277	142,500.00	Garth Mulroy ..... T46	70-70-72-73	285	52,000.00
Kenny Perry ..... T9	70-64-71-72	277	142,500.00	Andres Romero ..... T46	67-71-77-70	285	52,000.00
Tiger Woods ..... T9	71-70-68-68	277	142,500.00	D.J. Trahan ..... T46	77-71-66-71	285	52,000.00
Soren Hansen ..... T13	74-69-64-71	278	97,142.86	Chad Campbell ..... T53	72-70-70-74	286	46,000.00
Prayad Marksaeng ..... T13	65-70-72-71	278	97,142.86	Zach Johnson ..... T53	70-72-72-72	286	46,000.00
Sean O'Hair ..... T13	67-70-74-67	278	97,142.86	Hunter Mahan ..... T53	71-74-68-73	286	46,000.00
Ian Poulter ..... T13	69-67-73-69	278	97,142.86	Rory Sabbatini ..... T53	69-74-74-69	286	46,000.00
Steve Stricker ..... T13	69-70-70-69	278	97,142.86	Vijay Singh ..... T53	69-72-71-74	286	46,000.00
Charley Hoffman ..... T13	68-70-67-73	278	97,142.85	Anthony Kim ..... 58	71-69-72-75	287	43,000.00
Alvaro Quiros ..... T13	72-64-69-73	278	97,142.85	K.J. Choi ..... T59	73-73-72-70	288	41,500.00
Luke Donald ..... T20	69-70-68-72	279	80,142.86	Stewart Cink ..... T59	73-73-69-73	288	41,500.00
Ernie Els ..... T20	70-71-68-70	279	80,142.86	Stuart Appleby ..... T61	71-71-69-78	289	39,550.00
Padraig Harrington ..... T20	66-71-71-71	279	80,142.86	Dudley Hart ..... T61	71-75-73-70	289	39,550.00
Louis Oosthuizen ..... T20	67-69-73-70	279	80,142.86	Kevin Sutherland ..... T61	74-76-68-71	289	39,550.00
Justin Rose ..... T20	73-70-68-68	279	80,142.86	Boo Weekley ..... T61	69-75-75-70	289	39,550.00
James Kingston ..... T20	66-74-67-72	279	80,142.85	Lee Westwood ..... T61	71-71-78-69	289	39,550.00
Rory McIlroy ..... T20	68-66-72-73	279	80,142.85	Retief Goosen ..... T66	65-76-73-76	290	38,125.00
Tim Clark ..... 27	71-71-69-69	280	74,000.00	Wen-Tang Lin ..... T66	75-70-70-75	290	38,125.00
Robert Allenby ..... T28	69-71-72-69	281	72,000.00	Graeme McDowell ..... T66	73-74-70-73	290	38,125.00
Ben Curtis ..... T28	71-69-71-70	281	72,000.00	Adam Scott ..... T66	71-76-72-71	290	38,125.00
Davis Love III ..... T28	70-71-70-70	281	72,000.00	Trevor Immelman ..... T70	74-76-72-69	291	37,375.00
Briny Baird ..... T31	70-68-71-73	282	68,500.00	John Rollins ..... T70	76-71-71-73	291	37,375.00
Paul Casey ..... T31	71-66-72-73	282	68,500.00	Bubba Watson ..... 72	72-71-74-75	292	37,000.00
Sergio Garcia ..... T31	72-72-68-70	282	68,500.00	Richard Sterne ..... 73	70-76-72-75	293	36,750.00
Robert Karlsson ..... T31	71-70-72-69	282	68,500.00	Y.E. Yang ..... 74	73-70-73-78	294	36,500.00
Dustin Johnson ..... T35	70-66-71-76	283	64,000.00	Miguel A. Jimenez ..... 75	69-72-76-78	295	36,250.00
Martin Kaymer ..... T35	73-68-70-72	283	64,000.00	Azuma Yano ..... 76	77-71-76-73	297	36,000.00
Pat Perez ..... T35	70-68-72-73	283	64,000.00	Billy Mayfair ..... T77	75-72-75-76	298	35,625.00
Carl Pettersson ..... T35	74-69-69-71	283	64,000.00	Henrik Stenson ..... T77	69-73-73-83	298	35,625.00
Mike Weir ..... T35	71-69-70-73	283	64,000.00	Pablo Larrazabal ..... 79	76-71-75-77	299	35,250.00
Stephen Ames ..... T40	72-70-71-71	284	58,500.00				



# 2008 CA Championship


**Doral Golf Resort & Spa (Blue Course); Doral, FL**  
**March 21-24, 2008**

**Purse: \$8,000,000**

**Par/Yards: 36-36—72/7,266**

LEADERS	First Round	Second Round	Third Round
	<b>Geoff Ogilvy..... 65 (-7)</b>	<b>Geoff Ogilvy..... 132 (-12)</b>	<b>Geoff Ogilvy..... 200 (-16)</b>
	Miguel Angel Jimenez..... 65 (-7)	Tiger Woods..... 133 (-11)	Vijay Singh..... 204 (-12)
	Stewart Cink..... 66 (-6)	Adam Scott..... 135 (-9)	Graeme Storm..... 204 (-12)
	Phil Mickelson..... 67 (-5)	Robert Karlsson..... 138 (-6)	Retief Goosen..... 204 (-12)
	Adam Scott..... 67 (-5)	Jeev Milkha Singh..... 138 (-6)	Jim Furyk..... 204 (-12)
	Anders Hansen..... 67 (-5)	Anders Hansen..... 138 (-6)	Adam Scott..... 204 (-12)
	Tiger Woods..... 67 (-5)		Tiger Woods..... 205 (-11)
	Nick O'Hern..... 67 (-5)		Anders Hansen..... 205 (-11)

**CUT:** There was no cut. 77 of the 78 professionals completed 72 holes.



**WEATHER:** Thursday: Mostly cloudy. High of 83. Friday: Partly cloudy and breezy. High of 78. Winds E 10-20 mph. Saturday: Mostly cloudy early with heavy afternoon thunderstorms. Play was suspended for the day at 1:15 p.m. with 61 players yet to complete their round. High of 83. Sunday: Third round resumed at 9 a.m., with the final round beginning at 11:45 a.m. Play suspended due to a dangerous situation at 2:21 p.m. and then resumed at 5:10 p.m. Play suspended at 7:20 p.m. High of 82. Monday: Final round resumed at 8:30 a.m. and ended at 10:41 a.m.

**Winner: Geoff Ogilvy 65-67-68-71 271 \$1,350,000**

Geoff Ogilvy..... 1	65-67-68-71	271	\$1,350,000.00	J.B. Holmes..... T40	69-72-75-68	284	\$52,500.00
Jim Furyk..... T2	69-71-64-68	272	530,000.00	Trevor Immelman..... T40	70-74-70-70	284	52,500.00
Retief Goosen..... T2	71-69-64-68	272	530,000.00	Brendan Jones..... T40	76-75-66-67	284	52,500.00
Vijay Singh..... T2	73-68-63-68	272	530,000.00	Scott Verplank..... T40	71-70-74-69	284	52,500.00
Tiger Woods..... 5	67-66-72-68	273	285,000.00	Woody Austin..... T44	70-70-74-71	285	48,875.00
Steve Stricker..... T6	71-68-73-63	275	198,333.34	Niclas Fasth..... T44	72-69-70-74	285	48,875.00
Nick O'Hern..... T6	67-75-67-66	275	198,333.33	Hunter Mahan..... T44	72-72-71-70	285	48,875.00
Graeme Storm..... T6	71-70-63-71	275	198,333.33	Richard Sterne..... T44	71-77-67-70	285	48,875.00
Zach Johnson..... T9	69-72-67-68	276	147,500.00	Graeme McDowell..... T48	72-71-70-73	286	47,000.00
Adam Scott..... T9	67-68-69-72	276	147,500.00	Andrew McLardy..... T48	74-74-70-68	286	47,000.00
Soren Kjeldsen..... T11	69-71-71-66	277	125,000.00	Brandt Snedeker..... T48	74-70-72-70	286	47,000.00
K.J. Choi..... T12	70-70-67-71	278	106,166.67	Richard Sterne..... T51	72-75-67-73	287	44,750.00
Anders Hansen..... T12	67-71-67-73	278	106,166.67	S.S.P. Chowrasia..... T51	74-73-68-72	287	44,750.00
Tim Clark..... T12	71-69-66-72	278	106,166.66	Nick Dougherty..... T51	70-73-71-73	287	44,750.00
Stephen Ames..... T15	73-68-68-70	279	86,700.00	Richard Green..... T51	74-72-71-70	287	44,750.00
Aaron Baddeley..... T15	69-74-70-66	279	86,700.00	Charles Howell III..... T51	69-76-72-70	287	44,750.00
Sergio Garcia..... T15	69-73-69-68	279	86,700.00	Arron Oberholser..... T51	72-70-72-73	287	44,750.00
Gregory Havret..... T15	68-74-68-69	279	86,700.00	Martin Kaymer..... T57	68-74-73-73	288	42,250.00
Justin Rose..... T15	70-71-70-68	279	86,700.00	Ian Poulter..... T57	71-72-72-73	288	42,250.00
Robert Allenby..... T20	69-75-66-70	280	75,000.00	Henrik Stenson..... T57	72-72-76-68	288	42,250.00
Stewart Cink..... T20	66-74-71-69	280	75,000.00	D.J. Trahan..... T57	74-73-75-66	288	42,250.00
Luke Donald..... T20	68-72-70-70	280	75,000.00	Peter Hanson..... T61	71-74-73-73	291	40,250.00
Phil Mickelson..... T20	67-74-70-69	280	75,000.00	Chapchai Nirat..... T61	70-70-74-77	291	40,250.00
John Rollins..... T20	74-71-67-68	280	75,000.00	Paul Sheehan..... T61	72-73-72-74	291	40,250.00
Mike Weir..... T20	73-69-67-71	280	75,000.00	Brett Wetterich..... T61	70-74-76-71	291	40,250.00
Miguel A. Jimenez..... T26	65-74-71-71	281	66,500.00	Jonathan Byrd..... T65	74-74-72-72	292	38,500.00
Jeev M. Singh..... T26	68-70-70-73	281	66,500.00	Anton Haig..... T65	72-80-73-67	292	38,500.00
Toru Taniguchi..... T26	68-73-72-68	281	66,500.00	Colin Montgomerie..... T65	75-74-70-73	292	38,500.00
Camilo Villegas..... T26	71-72-68-70	281	66,500.00	Louis Oosthuizen..... T68	74-72-70-77	293	37,625.00
Mark Calcavecchia..... T30	68-71-71-72	282	62,500.00	Liang Wen-chong..... T68	74-74-71-74	293	37,625.00
Robert Karlsson..... T30	68-70-70-74	282	62,500.00	Soren Hansen..... T70	77-77-68-72	294	37,000.00
Andres Romero..... T30	68-72-73-69	282	62,500.00	James Kingston..... T70	74-75-68-77	294	37,000.00
Boo Weekley..... T30	72-73-69-68	282	62,500.00	Rory Sabbatini..... T70	72-74-69-79	294	37,000.00
Stuart Appleby..... T34	73-71-68-71	283	57,500.00	Shingo Katayama..... T73	75-76-72-72	295	36,375.00
Daniel Chopra..... T34	72-70-69-72	283	57,500.00	Craig Parry..... T73	73-75-72-75	295	36,375.00
Ross Fisher..... T34	68-73-70-72	283	57,500.00	Ernie Els..... 75	74-75-73-74	296	36,000.00
Ryuji Imada..... T34	68-73-73-69	283	57,500.00	Mark Brown..... 76	73-74-76-74	297	35,750.00
Justin Leonard..... T34	69-74-70-70	283	57,500.00	Heath Slocum..... 77	74-72-78-74	298	35,500.00
Lee Westwood..... T34	71-72-72-68	283	57,500.00				

# 2007 CA Championship


**Doral Golf Resort & Spa (Blue Course); Doral, FL**  
**March 22-25, 2007**

**Purse: \$8,000,000**

**Par/Yards: 36-36—72/7,266**

LEADERS	First Round	Second Round	Third Round
	Henrik Stenson ..... 67 (-5)	<b>Tiger Woods..... 137 (-7)</b>	<b>Tiger Woods..... 205 (-11)</b>
	Robert Allenby ..... 67 (-5)	Rod Pamplig ..... 139 (-5)	Brett Wetterich ..... 209 (-7)
	Thomas Bjorn ..... 68 (-4)	Aaron Baddeley ..... 140 (-4)	Nick O'Hern ..... 210 (-6)
	Aaron Baddeley ..... 69 (-3)	Thomas Bjorn ..... 140 (-4)	
	Charles Howell III ..... 69 (-3)	Ernie Els ..... 140 (-4)	
	Jose Maria Olazabal ..... 69 (-3)	Charles Howell III ..... 140 (-4)	
	<b>Tiger Woods..... 71 (T10)</b>	Trevor Immelman ..... 140 (-4)	
		Zach Johnson ..... 140 (-4)	
		Henrik Stenson ..... 140 (-4)	

**CUT:** There was no cut. 70 of the 72 professionals completed 72 holes.



**WEATHER:** Cloudy and breezy Thursday, with a high of 76. Showers throughout the day with a total of .9 inches of rain. Wind 20-25 mph, with gusts up to 30 mph. Partly cloudy and breezy Friday, with an afternoon high in the lower 80s. Winds out of the E-NE at 15-25 mph. A few showers in late afternoon. Sunny and breezy Saturday, with an afternoon high in the low 80s. Winds out of the E-NE at 15-25 mph. A few showers throughout the day. Partly cloudy Sunday, with winds E-NE 15-25 mph and a high of 81.

**Winner: Tiger Woods 71-66-68-73 278 \$1,350,000**

Tiger Woods..... 1	71-66-68-73	278	\$1,350,000.00	Chad Campbell ..... T35	75-74-72-72	293	\$56,500.00
Brett Wetterich ..... 2	72-70-67-71	280	800,000.00	Jim Furyk ..... T35	70-73-72-78	293	56,500.00
Robert Allenby ..... T3	67-74-74-67	282	378,333.34	Trevor Immelman ..... T35	72-68-74-79	293	56,500.00
Sergio Garcia ..... T3	71-70-71-70	282	378,333.33	Jose Maria Olazabal ..... T35	69-80-72-72	293	56,500.00
Geoff Ogilvy ..... T3	72-69-71-70	282	378,333.33	Carl Pettersson ..... T35	72-72-74-75	293	56,500.00
Aaron Baddeley ..... T6	69-71-71-72	283	212,500.00	Rory Sabbatini ..... T35	71-75-73-74	293	56,500.00
Niclas Fasth ..... T6	72-70-70-71	283	212,500.00	Charl Schwartzel ..... T35	75-74-70-74	293	56,500.00
Nick O'Hern ..... T6	72-72-66-73	283	212,500.00	Steve Stricker ..... T35	74-69-73-77	293	56,500.00
Paul Casey ..... T9	76-70-66-72	284	157,500.00	Paul Broadhurst ..... T45	73-71-73-77	294	49,000.00
Zach Johnson ..... T9	72-68-73-71	284	157,500.00	Stewart Cink ..... T45	74-68-73-79	294	49,000.00
Thomas Bjorn ..... T11	68-72-71-74	285	111,000.00	Johan Edfors ..... T45	74-73-74-73	294	49,000.00
Ernie Els ..... T11	70-70-71-74	285	111,000.00	Arron Oberholser ..... T45	74-76-71-73	294	49,000.00
Robert Karlsson ..... T11	74-74-68-69	285	111,000.00	David Toms ..... T45	72-72-76-74	294	49,000.00
Tom Pernice, Jr. .... T11	71-70-70-74	285	111,000.00	John Bickerton ..... T50	77-72-74-72	295	45,000.00
Vijay Singh ..... T11	74-68-69-74	285	111,000.00	Paul Goydos ..... T50	74-75-70-76	295	45,000.00
Ian Poulter ..... T16	73-68-75-70	286	87,333.34	Louis Oosthuizen ..... T50	74-75-77-69	295	45,000.00
Charles Howell III ..... T16	69-71-71-75	286	87,333.33	Brett Quigley ..... T50	73-72-73-77	295	45,000.00
Dean Wilson ..... T16	73-75-66-72	286	87,333.33	Mike Weir ..... T50	73-75-73-74	295	45,000.00
Angel Cabrera ..... T19	72-70-75-70	287	80,000.00	J.J. Henry ..... T55	73-74-78-71	296	43,000.00
K.J. Choi ..... T19	71-73-71-72	287	80,000.00	David Howell ..... T55	74-73-73-76	296	43,000.00
Padraig Harrington ..... T19	73-70-73-71	287	80,000.00	Colin Montgomerie ..... T55	76-72-73-75	296	43,000.00
Henrik Stenson ..... T19	67-73-72-75	287	80,000.00	Ben Curtis ..... T58	76-75-69-77	297	41,500.00
Thongchai Jaidee ..... T23	72-74-70-72	288	74,000.00	Retief Goosen ..... T58	77-70-78-72	297	41,500.00
Phil Mickelson ..... T23	77-72-70-69	288	74,000.00	Nathan Green ..... T58	72-71-76-78	297	41,500.00
Mark Wilson ..... T25	74-72-72-71	289	71,000.00	Charley Hoffman ..... T61	75-75-77-72	299	40,250.00
Luke Donald ..... T26	74-70-75-71	290	69,500.00	Adam Scott ..... T61	76-71-72-80	299	40,250.00
Lucas Glover ..... T26	73-73-72-72	290	69,500.00	Tim Clark ..... T63	76-78-71-75	300	39,250.00
Stephen Ames ..... T28	74-70-74-73	291	66,500.00	Hennie Otto ..... T63	74-73-74-79	300	39,250.00
Rod Pamplig ..... T28	70-69-74-78	291	66,500.00	Joe Durant ..... T65	73-73-77-78	301	38,000.00
John Rollins ..... T28	73-70-70-78	291	66,500.00	Anthony Wall ..... T65	80-73-75-73	301	38,000.00
Jeev M. Singh ..... T28	74-70-70-77	291	66,500.00	Yong-Eun Yang ..... T65	76-77-73-75	301	38,000.00
Mark Calcavecchia ..... T32	74-71-70-77	292	63,000.00	Prom Meesawat ..... T68	74-71-82-77	304	36,750.00
Chris DiMarco ..... T32	76-72-69-75	292	63,000.00	Kevin Stadler ..... T68	73-71-78-82	304	36,750.00
Anton Haig ..... T32	75-69-74-74	292	63,000.00	Hideto Tanihara ..... 70	80-75-73-77	305	36,000.00
Stuart Appleby ..... T35	79-72-71-71	293	56,500.00	Michael Campbell ..... 71	77-76-78-75	306	35,750.00
Bart Bryant ..... T35	71-73-75-74	293	56,500.00	Shingo Katayama ..... 72	81-78-74-75	308	35,500.00

# 2006 American Express Championship


The Grove, Hertfordshire, England  
September 28-October 1, 2006

Purse: \$7,500,000

Par/Yards: 35-36—71/7,125

LEADERS	First Round	Second Round	Third Round
	<b>Tiger Woods..... 63 (-8)</b>	<b>Tiger Woods..... 127 (-15)</b>	<b>Tiger Woods..... 194 (-19)</b>
	Padraig Harrington ..... 64 (-7)	Stewart Cink ..... 132 (-10)	Adam Scott ..... 200 (-13)
	Ian Poulter..... 64 (-7)	Jim Furyk..... 132 (-10)	Jim Furyk..... 201 (-12)
	Stewart Cink ..... 65 (-6)	David Howell ..... 132 (-10)	Brett Quigley..... 201 (-12)
	Ernie Els ..... 65 (-6)	Padraig Harrington ..... 133 (-9)	Stewart Cink..... 202 (-11)

**CUT:** There was no cut. 60 of the 62 professionals completed 72 holes.



**WEATHER:** Thursday: Cloudy all day with temperatures in the low 60s with very light winds. Friday: Cloudy and cooler with a high of 55. Winds S 12-18 mph with patches of rain in the late afternoon. Saturday: Cloudy and cool with a high of 56. Winds SW 10-15 mph. Sunday: Due to impending threatening weather, players were in threesomes off two tees (9-10:39 a.m.). High temperature was 62. Winds SW 10-15 mph. There were several heavy downpours and two delays due to dangerous situations. Play was suspended from 12:57-3:05 p.m. and 4:12-4:50 p.m. for a total delay of two hours, 46 minutes.

**Winner: Tiger Woods 63-64-67-67 261 \$1,300,000.00**

Tiger Woods ..... 1	63-64-67-67	261	\$1,300,000.00	Angel Cabrera ..... T26	71-70-67-73	281	\$66,666.66
Ian Poulter ..... T2	64-71-68-66	269	610,000.00	Chad Campbell ..... T32	67-70-73-72	282	61,000.00
Adam Scott ..... T2	67-68-65-69	269	610,000.00	K.J. Choi ..... T32	72-66-73-71	282	61,000.00
Jim Furyk ..... 4	67-65-69-69	270	345,000.00	Sergio Garcia ..... T32	69-73-71-69	282	61,000.00
Ernie Els ..... 5	65-70-69-67	271	290,000.00	Louis Oosthuizen ..... T32	71-70-72-69	282	61,000.00
Stuart Appleby ..... T6	71-66-70-66	273	216,666.67	Lee Westwood ..... T32	71-66-73-72	282	61,000.00
Brett Wetterich ..... T6	70-66-69-68	273	216,666.67	J.J. Henry ..... 37	70-70-70-73	283	58,000.00
Luke Donald ..... T6	68-70-67-68	273	216,666.66	Simon Dyson ..... T38	67-69-75-73	284	56,000.00
Trevor Immelman ..... T9	68-68-68-70	274	150,000.00	Rod Pampling ..... T38	70-69-72-73	284	56,000.00
Thongchai Jaidee ..... T9	71-67-71-65	274	150,000.00	Scott Verplank ..... T38	70-68-73-73	284	56,000.00
Brett Quigley ..... T9	70-64-67-73	274	150,000.00	Thomas Bjorn ..... T41	70-71-73-71	285	52,500.00
Arron Oberholser ..... 12	69-72-66-68	275	120,000.00	Colin Montgomerie ..... T41	72-67-69-77	285	52,500.00
Stewart Cink ..... T13	65-67-70-74	276	98,375.00	Rory Sabbatini ..... T41	73-67-73-72	285	52,500.00
Lucas Glover ..... T13	69-68-68-71	276	98,375.00	Charl Schwartzel ..... T41	73-69-70-73	285	52,500.00
David Howell ..... T13	66-66-71-73	276	98,375.00	John Bickerton ..... T45	72-73-75-67	287	49,000.00
Henrik Stenson ..... T13	68-67-68-73	276	98,375.00	Retief Goosen ..... T45	71-70-75-71	287	49,000.00
Padraig Harrington ..... T17	64-69-71-73	277	85,000.00	Zach Johnson ..... T45	70-71-73-73	287	49,000.00
Jose Maria Olazabal ..... T17	70-67-71-69	277	85,000.00	Tim Herron ..... T48	73-69-71-75	288	46,500.00
Carl Pettersson ..... T17	69-70-67-71	277	85,000.00	Tom Pernice, Jr. .... T48	69-70-71-78	288	46,500.00
Jyoti Randhawa ..... T17	66-71-71-69	277	85,000.00	Paul Broadhurst ..... T50	74-72-70-73	289	44,000.00
Robert Karlsson ..... 21	67-76-72-64	279	80,000.00	Tetsuji Hiratsuka ..... T50	73-69-71-76	289	44,000.00
Michael Campbell ..... T22	69-71-69-71	280	75,000.00	Anthony Wall ..... T50	71-76-68-74	289	44,000.00
Chris DiMarco ..... T22	69-70-70-71	280	75,000.00	David Toms ..... 53	73-75-69-73	290	42,000.00
Johan Edfors ..... T22	70-68-71-71	280	75,000.00	Sean O'Hair ..... T54	70-75-71-75	291	40,500.00
Dean Wilson ..... T22	71-70-70-69	280	75,000.00	Thaworn Wiratchant ..... T54	71-71-75-74	291	40,500.00
Bart Bryant ..... T26	70-74-67-70	281	66,666.67	Paul Casey ..... T56	74-75-72-71	292	38,500.00
Tim Clark ..... T26	68-70-73-70	281	66,666.67	Vijay Singh ..... T56	73-75-72-72	292	38,500.00
Darren Clarke ..... T26	68-71-72-70	281	66,666.67	Craig Parry ..... 58	74-74-70-75	293	37,000.00
Nick O'Hern ..... T26	67-69-75-70	281	66,666.67	Gregory Bourdy ..... T59	74-77-71-75	297	35,500.00
Robert Allenby ..... T26	69-73-69-70	281	66,666.66	Toru Taniguchi ..... T59	73-73-76-75	297	35,500.00

# 2005 American Express Championship

Harding Park Golf Course, San Francisco, CA  
October 6-9, 2005

Purse: \$7,500,000

Par/Yards: 35-35—70/7,086

LEADERS		First Round	Second Round	Third Round		
	Colin Montgomerie.....	64 (-6)	Colin Montgomerie.....	133 (-7)	John Daly.....	201 (-9)
	Olin Browne.....	67 (-3)	John Daly.....	134 (-6)	Colin Montgomerie.....	202 (-8)
	Mark Calcavecchia.....	67 (-3)	David Howell.....	134 (-6)	Sergio Garcia.....	203 (-7)
	Chad Campbell.....	67 (-3)	Angel Cabrera.....	135 (-5)	<b>Tiger Woods.....</b>	<b>203 (-7)</b>
	John Daly.....	67 (-3)	Mark Calcavecchia.....	135 (-5)	Henrik Stenson.....	204 (-6)
	Fred Funk.....	67 (-3)	Fred Funk.....	135 (-5)		
	Sergio Garcia.....	67 (-3)	Jim Furyk.....	135 (-5)		
	David Howell.....	67 (-3)	Sean O'Hair.....	135 (-5)		
	Rod Pampling.....	67 (-3)	<b>Tiger Woods.....</b>	<b>135 (-5)</b>		
	Ian Poulter.....	67 (-3)				
	Vijay Singh.....	67 (-3)				
	<b>Tiger Woods.....</b>	<b>67 (-3)</b>				

**CUT:** There was no cut. 69 of the 71 professionals completed 72 holes.



**WEATHER:** Thursday: Sunny and unseasonably warm, with a high of 73. Cooling temperatures in the afternoon. Winds WNW at 10-15 mph. Friday: Patchy fog in the morning. Cloudy most of the day, with a high of 61. Winds WNW at 10-15 mph. Saturday: Mostly sunny and cool, with a high of 64. Winds WNW at 15 mph, with gusts up to 25 mph. Sunday: Mostly sunny, with temperatures reaching 68. Winds NW at 10-12 mph.

**Winner: Tiger Woods 67-68-68-67 270 \$1,300,000.00**  
(Won playoff with a par-4 on second extra hole)

Tiger Woods.....	1	67-68-68-67	270	\$1,300,000.00	Sean O'Hair.....	T35	68-67-71-77	283	\$54,500.00
John Daly.....	2	67-67-67-69	270	750,000.00	Olin Browne.....	T37	67-74-73-70	284	51,500.00
Henrik Stenson.....	T3	70-67-67-68	272	353,666.67	Ben Crane.....	T37	70-68-76-70	284	51,500.00
Sergio Garcia.....	T3	67-69-67-69	272	353,666.66	Niclas Fasth.....	T37	70-70-73-71	284	51,500.00
Colin Montgomerie.....	T3	64-69-69-70	272	353,666.66	Peter Lonard.....	T37	73-71-69-71	284	51,500.00
David Howell.....	T6	67-67-74-67	275	187,500.00	Miguel A. Jimenez.....	T41	69-70-73-73	285	48,500.00
Graeme McDowell.....	T6	69-70-68-68	275	187,500.00	Rod Pampling.....	T41	67-71-76-71	285	48,500.00
Vijay Singh.....	T6	67-70-69-69	275	187,500.00	K.J. Choi.....	T43	70-71-72-73	286	46,000.00
David Toms.....	T6	68-68-70-69	275	187,500.00	Zach Johnson.....	T43	68-69-74-75	286	46,000.00
Stephen Ames.....	10	72-64-71-69	276	140,000.00	Simon Yates.....	T43	73-68-70-75	286	46,000.00
Stuart Appleby.....	T11	71-65-69-72	277	115,000.00	Michael Campbell.....	T46	71-68-72-76	287	43,250.00
Luke Donald.....	T11	70-71-68-68	277	115,000.00	Stewart Cink.....	T46	70-72-75-70	287	43,250.00
Davis Love III.....	T11	71-68-71-67	277	115,000.00	Kenneth Ferrie.....	T46	74-67-71-75	287	43,250.00
Shigeki Maruyama.....	T11	74-69-67-67	277	115,000.00	Justin Leonard.....	T46	75-72-71-69	287	43,250.00
Fred Couples.....	T15	74-69-66-69	278	87,333.34	Joe Ogilvie.....	50	71-74-68-75	288	42,000.00
Chad Campbell.....	T15	67-70-70-71	278	87,333.33	Nick Dougherty.....	T51	71-74-72-72	289	40,500.00
Jim Furyk.....	T15	68-67-71-72	278	87,333.33	Richard Green.....	T51	69-74-76-70	289	40,500.00
Angel Cabrera.....	T18	69-66-72-72	279	77,000.00	Jose Maria Olazabal.....	T51	72-72-76-69	289	40,500.00
Tim Clark.....	T18	69-69-72-69	279	77,000.00	Jyoti Randhawa.....	T51	70-70-74-75	289	40,500.00
Stephen Dodd.....	T18	70-68-70-71	279	77,000.00	Lee Westwood.....	T51	71-75-75-68	289	40,500.00
Bradley Dredge.....	T18	69-69-72-69	279	77,000.00	Bart Bryant.....	T56	71-76-71-72	290	38,500.00
Ian Poulter.....	T18	67-70-72-70	279	77,000.00	Mark Hensby.....	T56	72-74-71-73	290	38,500.00
Charl Schwartzel.....	T18	72-66-74-67	279	77,000.00	Nick O'Hern.....	T56	75-69-71-75	290	38,500.00
Mike Weir.....	T18	73-67-70-69	279	77,000.00	Gavin Coles.....	59	71-74-75-71	291	37,500.00
Mark Calcavecchia.....	T25	67-68-74-71	280	66,000.00	Thongchai Jaidee.....	60	73-72-73-74	292	37,000.00
Yasuharu Imano.....	T25	69-68-72-71	280	66,000.00	Tom Lehman.....	61	73-74-72-74	293	36,500.00
Brandt Jobe.....	T25	68-71-71-70	280	66,000.00	Scott Verplank.....	T62	72-69-76-77	294	35,750.00
Billy Mayfair.....	T25	69-67-73-71	280	66,000.00	Euan Walters.....	T62	74-72-75-73	294	35,750.00
Fred Funk.....	T29	67-68-75-71	281	60,000.00	Chris DiMarco.....	T64	71-75-73-76	295	34,750.00
Phil Mickelson.....	T29	71-69-73-68	281	60,000.00	S.K. Ho.....	T64	72-77-71-75	295	34,750.00
Adam Scott.....	T29	68-70-69-74	281	60,000.00	Ted Purdy.....	66	71-75-75-76	297	34,000.00
Jason Bohn.....	T32	70-68-70-74	282	57,000.00	Padraig Harrington.....	67	74-72-80-73	299	33,500.00
Kenny Perry.....	T32	76-69-69-68	282	57,000.00	Neil Cheetham.....	68	77-78-72-76	303	33,000.00
Vaughn Taylor.....	T32	71-72-66-73	282	57,000.00	Warren Abery.....	69	80-77-75-74	306	32,500.00
Paul McGinley.....	T35	73-65-72-73	283	54,500.00					



# 2004 American Express Championship

Mount Juliet Conrad; Thomastown, Co. Kilkenny, Ireland  
September 30-October 3, 2004

Purse: \$6,000,000

Par/Yards: 36-36—72/7,256

LEADERS	First Round	Second Round	Third Round
	Todd Hamilton ..... 66 (-6)	<b>Ernie Els ..... 133 (-11)</b>	<b>Ernie Els ..... 201 (-15)</b>
	Stuart Appleby ..... 67 (-5)	Todd Hamilton ..... 135 (-9)	Thomas Bjorn ..... 203 (-13)
	Luke Donald ..... 67 (-5)	Miguel Angel Jimenez ..... 135 (-9)	Todd Hamilton ..... 204 (-12)
	Steve Flesch ..... 67 (-5)	Justin Leonard ..... 136 (-8)	Padraig Harrington ..... 204 (-12)
	Sergia Garcia ..... 67 (-5)		David Howell ..... 204 (-12)
	Miguel Angel Jimenez ..... 67 (-5)		
	Adam Scott ..... 67 (-5)		
	<b>Ernie Els ..... 69 (T13)</b>		

**CUT:** There was no cut. All 68 professionals completed 72 holes.



**WEATHER:** Due to rain on Wednesday, players were allowed preferred lies all four rounds. Thursday, dry and cool with temperatures in the high 50s. Sunny spells with increased clouds in the late afternoon. Friday, high 50s, breezy and overcast with heavy rains in the morning and occasional showers the rest of the day. Winds gusts up to 25 mph. Occasional patches of sunshine. Saturday, cool and partly cloudy with temperatures reaching 60. Light shower in the early afternoon. On Sunday, players teed off Nos. 1 and 10 in threesomes due to impending threatening weather. Cool and cloudy with steady rain mid-morning. Temperatures in the low 50s.

**Winner: Ernie Els      66-64-68-69      270      \$1,200,000.00**

Ernie Els ..... 1	69-64-68-69	270	\$1,200,000.00	Bob Tway ..... T28	71-70-72-73	286	\$54,625.00
Thomas Bjorn ..... 2	68-69-66-68	271	675,000.00	Stephen Ames ..... T36	73-72-70-72	287	48,000.00
David Howell ..... 3	69-69-66-71	275	450,000.00	Fred Couples ..... T36	73-67-70-77	287	48,000.00
Darren Clarke ..... T4	71-72-65-68	276	308,000.00	Chris DiMarco ..... T36	69-75-70-73	287	48,000.00
Sergio Garcia ..... T4	67-72-67-70	276	308,000.00	Jim Furyk ..... T36	70-70-71-76	287	48,000.00
Retief Goosen ..... T6	68-69-68-72	277	200,000.00	Adam Scott ..... T36	67-74-73-73	287	48,000.00
Todd Hamilton ..... T6	66-69-69-73	277	200,000.00	Thongchai Jaidee ..... T41	71-75-71-71	288	44,500.00
Padraig Harrington ..... T6	69-69-66-73	277	200,000.00	Davis Love III ..... T41	74-69-69-76	288	44,500.00
Tiger Woods ..... 9	68-70-70-70	278	155,000.00	Arjun Atwal ..... T43	71-78-70-70	289	42,000.00
Zach Johnson ..... 10	68-71-69-71	279	135,000.00	Scott Drummond ..... T43	69-71-73-76	289	42,000.00
Luke Donald ..... T11	67-71-71-71	280	112,500.00	Jay Haas ..... T43	72-71-70-76	289	42,000.00
Mark Hensby ..... T11	73-73-69-65	280	112,500.00	Graeme McDowell ..... T43	73-70-75-71	289	42,000.00
Brad Faxon ..... T13	70-68-72-71	281	90,000.00	Peter Senior ..... T43	69-74-74-72	289	42,000.00
David Toms ..... T13	70-74-68-69	281	90,000.00	Desvonde Botes ..... T48	70-72-75-74	291	40,250.00
Lee Westwood ..... T13	68-69-71-73	281	90,000.00	Joakim Haeggman ..... T48	71-71-73-76	291	40,250.00
Stuart Appleby ..... T16	67-74-70-72	283	79,000.00	Chad Campbell ..... T50	70-79-71-72	292	39,000.00
Angel Cabrera ..... T16	69-69-74-71	283	79,000.00	Andrew McLardy ..... T50	73-73-70-76	292	39,000.00
Miguel A. Jimenez ..... T16	67-68-75-73	283	79,000.00	Chris Riley ..... T50	70-75-73-74	292	39,000.00
Jerry Kelly ..... T16	69-73-69-72	283	79,000.00	S.K. Ho ..... 53	71-76-72-74	293	38,000.00
Shigeaki Maruyama ..... T16	70-70-73-70	283	79,000.00	Robert Allenby ..... T54	68-74-75-77	294	37,000.00
Paul Casey ..... T21	72-70-71-71	284	72,000.00	Tim Herron ..... T54	73-75-72-74	294	37,000.00
Rory Sabbatini ..... T21	71-70-70-73	284	72,000.00	Scott Verplank ..... T54	71-82-72-69	294	37,000.00
Stewart Cink ..... T23	71-73-67-74	285	65,000.00	K.J. Choi ..... T57	71-76-75-73	295	35,750.00
Steve Flesch ..... T23	67-70-74-74	285	65,000.00	Jean-Francois Remesy ..... T57	72-71-75-77	295	35,750.00
Trevor Immelman ..... T23	71-71-72-71	285	65,000.00	Darren Fichardt ..... T59	76-71-74-75	296	34,250.00
Barry Lane ..... T23	69-72-72-72	285	65,000.00	Charles Howell III ..... T59	74-73-71-78	296	34,250.00
Peter Lonard ..... T23	69-70-70-76	285	65,000.00	Fredrik Jacobson ..... T59	74-76-72-74	296	34,250.00
Alex Cejka ..... T28	70-74-69-73	286	54,625.00	Jonathan Kaye ..... T59	70-73-73-80	296	34,250.00
Carlos Franco ..... T28	69-72-75-70	286	54,625.00	Stephen Leaney ..... 63	73-75-71-78	297	33,000.00
Richard Green ..... T28	72-70-72-72	286	54,625.00	Yong Eun Yang ..... 64	75-76-71-77	299	32,500.00
Justin Leonard ..... T28	68-68-77-73	286	54,625.00	Andre Stolz ..... 65	70-76-75-79	300	32,000.00
Thomas Levet ..... T28	73-71-73-69	286	54,625.00	Michael Campbell ..... 66	74-77-73-80	304	31,500.00
Paul McGinley ..... T28	70-75-71-70	286	54,625.00	Shingo Katayama ..... 67	79-76-76-75	306	31,000.00
Nick O'Hern ..... T28	68-73-75-70	286	54,625.00	Lian-wei Zhang ..... 68	75-77-76-79	307	30,500.00

# 2003 American Express Championship


Capital City Club, Woodstock, GA, Crabapple Course  
October 2-5, 2003

Purse: \$6,000,000

Par/Yards: 35-35—70/7,189

LEADERS	First Round	Second Round	Third Round
	Sergio Garcia..... 65 (-5)	<b>Tiger Woods..... 133 (-7)</b>	<b>Tiger Woods..... 202 (-8)</b>
	Tim Herron..... 66 (-4)	K.J. Choi..... 138 (-2)	Vijay Singh..... 204 (-6)
	Rocco Mediate..... 66 (-4)	Sergio Garcia..... 138 (-2)	Tim Herron..... 205 (-5)
	K.J. Choi..... 67 (-3)	Tim Herron..... 138 (-2)	K.J. Choi..... 206 (-4)
	<b>Tiger Woods..... 67 (-3)</b>	Rocco Mediate..... 138 (-2)	
		Stuart Appleby..... 139 (-1)	

**CUT:** There was no cut. All 72 professionals completed 72 holes.



**WEATHER:** Mostly sunny and breezy on Thursday, with temperatures reaching 67 and NE winds 10-18 mph. Due to an expected frost delay on Friday, tee times were pushed back and players were grouped in threesomes off of one tee. Temperatures in the 40s on Friday but rose to a high of 70. Mostly sunny and windy at times. Partly cloudy and warm on Saturday, with temperatures in the mid 70s. A mix of sun and clouds on Sunday, with temperatures hitting 77.

**Winner: Tiger Woods 67-66-69-72 274 \$1,050,000.00**

Tiger Woods..... 1	67-66-69-72	274	\$1,050,000.00	Peter Lonard..... 37	75-74-70-71	290	\$40,000.00
Stuart Appleby..... T2	71-68-69-68	276	405,000.00	Darren Clarke..... T38	69-82-72-68	291	38,500.00
Tim Herron..... T2	66-72-67-71	276	405,000.00	Phil Mickelson..... T38	73-77-70-71	291	38,500.00
Vijay Singh..... T2	70-70-64-72	276	405,000.00	Alastair Forsyth..... T40	71-77-71-73	292	36,250.00
David Toms..... 5	73-72-67-65	277	235,000.00	Fred Funk..... T40	73-74-69-76	292	36,250.00
K.J. Choi..... T6	67-71-68-73	279	182,500.00	Davis Love III..... T40	74-77-70-71	292	36,250.00
Padraig Harrington..... T6	71-73-69-66	279	182,500.00	Adam Scott..... T40	70-73-75-74	292	36,250.00
Paul Casey..... T8	73-71-66-71	281	137,500.00	Trevor Immelman..... T44	70-77-71-75	293	34,250.00
Retief Goosen..... T8	73-69-67-72	281	137,500.00	Shaun Micheel..... T44	72-75-71-75	293	34,250.00
Fred Couples..... T10	71-73-70-68	282	111,250.00	Peter O'Malley..... T44	69-74-70-80	293	34,250.00
Ignacio Garrido..... T10	68-71-69-74	282	111,250.00	Ian Poulter..... T44	73-74-68-78	293	34,250.00
Alex Cejka..... T12	68-76-72-65	283	89,375.00	Arjun Atwal..... T48	76-72-72-74	294	32,500.00
Ernie Els..... T12	71-74-71-67	283	89,375.00	Hennie Otto..... T48	76-73-73-72	294	32,500.00
Jim Furyk..... T12	70-74-69-70	283	89,375.00	Nick Price..... T48	71-73-73-77	294	32,500.00
Sergio Garcia..... T12	65-73-70-75	283	89,375.00	Taichi Teshima..... T51	77-75-70-73	295	31,083.34
Niclas Fasth..... T16	68-76-70-70	284	71,000.00	Colin Montgomerie..... T51	74-75-70-76	295	31,083.33
Brad Faxon..... T16	75-71-66-72	284	71,000.00	Scott Verplank..... T51	75-75-68-77	295	31,083.33
Rocco Mediate..... T16	66-72-73-73	284	71,000.00	Jay Haas..... T54	74-72-75-75	296	30,000.00
Loren Roberts..... T16	69-75-70-70	284	71,000.00	Len Mattiace..... T54	70-74-74-78	296	30,000.00
Jonathan Kaye..... 20	73-69-73-70	285	65,000.00	Craig Parry..... T54	76-72-75-73	296	30,000.00
Robert Allenby..... T21	72-76-73-65	286	60,000.00	Phillip Price..... T54	70-79-72-75	296	30,000.00
Steve Flesch..... T21	71-75-72-68	286	60,000.00	Jyoti Randhawa..... T54	69-77-74-76	296	30,000.00
Charles Howell III..... T21	76-75-65-70	286	60,000.00	Rich Beem..... T59	76-75-73-73	297	28,625.00
Jerry Kelly..... T21	70-72-69-75	286	60,000.00	Chad Campbell..... T59	74-76-73-74	297	28,625.00
Bob Estes..... T25	77-74-68-68	287	53,000.00	Raphael Jacquelin..... T59	77-80-68-72	297	28,625.00
Toshi Izawa..... T25	70-74-72-71	287	53,000.00	Soren Kjeldsen..... T59	70-75-74-78	297	28,625.00
Eduardo Romero..... T25	72-74-68-73	287	53,000.00	J.L. Lewis..... T59	72-74-77-74	297	28,625.00
David Howell..... T28	74-75-71-68	288	46,071.43	Bob Tway..... T59	73-80-70-74	297	28,625.00
Fredrik Jacobson..... T28	75-74-70-69	288	46,071.43	Kirk Triplett..... 65	74-72-70-82	298	27,750.00
Kenny Perry..... T28	70-74-70-74	288	46,071.43	Ben Curtis..... T66	76-76-72-75	299	27,375.00
Chris Riley..... T28	74-73-70-71	288	46,071.43	Thongchai Jaidee..... T66	73-72-72-82	299	27,375.00
Justin Rose..... T28	75-69-74-70	288	46,071.43	Michael Campbell..... T68	82-76-75-67	300	26,875.00
Mike Weir..... T28	69-73-72-74	288	46,071.43	Mark B. Foster..... T68	76-77-73-74	300	26,875.00
Thomas Bjorn..... T28	74-73-67-74	288	46,071.42	Chris DiMarco..... T70	76-74-76-75	301	26,375.00
Brian Davis..... T35	71-77-68-73	289	41,500.00	Scott Hoch..... T70	75-79-75-72	301	26,375.00
Lee Westwood..... T35	72-71-71-75	289	41,500.00	Todd Hamilton..... 72	78-81-72-71	302	26,000.00

# 2002 American Express Championship

Mount Juliet Estate; Thomastown, Co. Kilkenny, Ireland  
September 19-22, 2002

Purse: \$5,500,000

Par/Yards: 36-36-72/7,246

LEADERS	First Round	Second Round	Third Round
	<b>Tiger Woods..... 65 (-7)</b>	<b>Tiger Woods..... 130 (-14)</b>	<b>Tiger Woods..... 197 (-19)</b>
	Steve Lowery..... 66 (-6)	Jerry Kelly..... 132 (-12)	Retief Goosen..... 202 (-14)
	David Toms..... 66 (-6)	Steve Lowery..... 133 (-11)	Jerry Kelly..... 202 (-14)
	Chris DiMarco..... 67 (-5)	David Toms..... 133 (-11)	Steve Lowery..... 202 (-14)
	Gary Evans..... 67 (-5)	Retief Goosen..... 134 (-10)	Scott McCarron..... 202 (-14)
	Retief Goosen..... 67 (-5)		Vijay Singh..... 202 (-14)
	Jerry Kelly..... 67 (-5)		David Toms..... 202 (-14)
	Vijay Singh..... 67 (-5)		Rocco Mediate..... 203 (-13)
	Mike Weir..... 67 (-5)		



**CUT:** There was no cut. 64 of the 65 professionals completed 72 holes.

**WEATHER:** Mix of sun and clouds on Thursday with temperatures in the low 60s. More sun on Friday with similar temperatures. Temperatures reaching high 60s on Saturday with sun. Cloudy and a little cooler on Sunday.

**Winner: Tiger Woods 65-65-67-66 263 \$1,000,000.00**

Tiger Woods..... 1	65-65-67-66	263	\$1,000,000.00	Mark Calcavecchia..... T33	72-70-71-67	280	\$43,000.00
Retief Goosen..... 2	67-67-68-62	264	540,000.00	Jim Furyk..... T33	69-69-69-73	280	43,000.00
Vijay Singh..... 3	67-69-66-65	267	367,500.00	Bernhard Langer..... T33	72-68-70-70	280	43,000.00
Jerry Kelly..... T4	67-65-70-66	268	235,000.00	Angel Cabrera..... T36	71-66-73-71	281	40,000.00
David Toms..... T4	66-67-69-66	268	235,000.00	José Coceres..... T36	68-72-71-70	281	40,000.00
Scott McCarron..... 6	71-67-64-67	269	180,000.00	Eduardo Romero..... T36	70-71-70-70	281	40,000.00
Sergio Garcia..... 7	69-69-70-62	270	155,000.00	Søren Hansen..... T39	75-68-65-74	282	37,250.00
Davis Love III..... 8	69-67-68-67	271	130,000.00	Tom Lehman..... T39	73-72-67-70	282	37,250.00
Michael Campbell..... T9	71-66-71-64	272	111,000.00	Chris Riley..... T39	73-68-70-71	282	37,250.00
Bob Estes..... T9	68-68-69-67	272	111,000.00	Adam Scott..... T39	70-70-69-73	282	37,250.00
Stuart Appleby..... T11	69-66-70-68	273	84,250.00	Paul Azinger..... T43	73-73-71-66	283	35,500.00
Chris DiMarco..... T11	67-69-70-67	273	84,250.00	John Rollins..... T43	73-72-67-71	283	35,500.00
Niclas Fasth..... T11	68-69-72-64	273	84,250.00	Jeff Sluman..... T43	69-69-72-73	283	35,500.00
Justin Leonard..... T11	68-68-69-68	273	84,250.00	David Duval..... T46	71-65-72-76	284	34,000.00
Gary Evans..... T15	67-68-73-66	274	65,000.00	Len Mattiace..... T46	70-73-69-72	284	34,000.00
Steve Lowery..... T15	66-67-69-72	274	65,000.00	Justin Rose..... T46	73-70-72-69	284	34,000.00
Rocco Mediate..... T15	69-67-67-71	274	65,000.00	Rich Beem..... T49	70-69-74-72	285	32,000.00
Nick Price..... T15	68-71-69-66	274	65,000.00	John Cook..... T49	75-71-71-68	285	32,000.00
Scott Verplank..... T15	68-72-68-66	274	65,000.00	Brad Faxon..... T49	70-77-67-71	285	32,000.00
Mike Weir..... T15	67-70-68-69	274	65,000.00	Fred Funk..... T49	69-70-72-74	285	32,000.00
Padraig Harrington..... 21	69-70-67-69	275	58,000.00	Craig Parry..... T49	68-71-74-72	285	32,000.00
Kenny Perry..... 22	68-71-68-69	276	56,000.00	Paul Lawrie..... T54	71-70-74-71	286	30,000.00
Ernie Els..... T23	68-67-72-70	277	52,500.00	Peter Lonard..... T54	71-69-72-74	286	30,000.00
Scott Hoch..... T23	71-68-67-71	277	52,500.00	Carl Pettersson..... T54	72-72-68-74	286	30,000.00
Stephen Leaney..... T23	69-67-71-70	277	52,500.00	Anders Hansen..... T57	71-72-72-74	289	28,500.00
Phil Mickelson..... T23	70-72-71-64	277	52,500.00	Thongchai Jaidee..... T57	72-74-73-70	289	28,500.00
Thomas Björn..... T27	72-68-66-72	278	48,500.00	Peter O'Malley..... T57	75-73-71-70	289	28,500.00
Trevor Immelman..... T27	71-71-67-69	278	48,500.00	Scott Laycock..... 60	74-72-72-72	290	27,500.00
José María Olazábal..... T27	68-72-69-69	278	48,500.00	Craig Perks..... 61	74-74-75-68	291	27,000.00
Kevin Sutherland..... T27	69-68-70-71	278	48,500.00	Tim Clark..... 62	74-69-76-73	292	26,500.00
Robert Allenby..... T31	72-70-67-70	279	45,500.00	Darren Clarke..... 63	75-76-70-74	295	26,000.00
Colin Montgomerie..... T31	72-70-69-68	279	45,500.00	Kenichi Kuboya..... 64	77-72-73-76	298	25,500.00

# 2001 American Express Championship

**Bellerive Country Club; St. Louis, MO**  
**September 10-16, 2001**

**Purse: \$5,000,000**

**Par/Yards: 36-35-71/7,278**

NOTE: Tournament was canceled on Wednesday, Sept. 12, to give the deserved respect to the victims of the Sept. 11 terrorist tragedies in New York, Washington, D.C. and near Pittsburgh.

## 67 PLAYERS SCHEDULED IN THE FIELD:

Robert Allenby  
Billy Andrade  
Stuart Appleby  
Paul Azinger  
Aaron Baddeley  
Angel Cabrera  
Mark Calcavecchia  
Michael Campbell  
Stewart Cink  
Darren Clarke  
Jose Coceres  
Chris DiMarco  
Joe Durant  
David Duval  
Simon Dyson  
Ernie Els  
Niclas Fasth

Pierre Fulke  
Fred Funk  
Jim Furyk  
Sergio Garcia  
Retief Goosen  
Padraig Harrington  
Dudley Hart  
Scott Hoch  
John Huston  
Miguel Angel Jimenez  
Shingo Katayama  
Jerry Kelly  
Bernhard Langer  
Tom Lehman  
Justin Leonard  
Thomas Levet  
Frank Lickliter II

Peter Lonard  
Davis Love III  
Steve Lowery  
Bob May  
Billy Mayfair  
Scott McCarron  
Paul McGinley  
Mark McNulty  
Rocco Mediate  
Phil Mickelson  
Colin Montgomerie  
Jesper Parnevik  
Kenny Perry  
Ian Poulter  
Nick Price  
Phillip Price  
Adam Scott

Vijay Singh  
Jeff Sluman  
Steve Stricker  
Hal Sutton  
Hidemichi Tanaka  
Toru Taniguchi  
David Toms  
Kirk Triplett  
Bradford Vaughan  
Scott Verplank  
Mike Weir  
Roger Wessels  
Lee Westwood  
Dean Wilson  
Tiger Woods  
Ian Woosnam

# 2000 American Express Championship


**Valderrama GC, Sotogrande, Andalucia, Spain  
November 9-12, 2000**

**Purse: \$5,000,000**

**Par/Yards: 36-36-72/6,974**

LEADERS	First Round	Second Round	Third Round
Nick Price .....	63 (-9)	Nick Price .....	135 (-9)
Padraig Harrington .....	66 (-6)	Hidemichi Tanaka .....	137 (-7)
Andrew Coltart .....	67 (-5)	Padraig Harrington .....	138 (-6)
Scott Hoch .....	67 (-5)	Mark Calcavecchia .....	139 (-5)
<b>Mike Weir .....</b>	<b>68 (-4)</b>	Duffy Waldorf .....	139 (-5)
		<b>Mike Weir .....</b>	<b>143 (T14)</b>
			Hidemichi Tanaka .....
			207 (-9)
			Mark Calcavecchia .....
			208 (-8)
			<b>Mike Weir .....</b>
			<b>208 (-8)</b>
			Nick Price .....
			209 (-7)
			Tiger Woods .....
			209 (-7)

**CUT:** There was no cut. 52 of 55 professionals completed 72 holes.



**WEATHER:** Cool temperatures the entire week. Winds stayed down most of Thursday, allowing for ideal playing conditions; the high temperature was at 60 degrees. Increased winds and overcast conditions all day Friday, with winds reaching 30 mph and high temperatures in the low 60s. Slightly warmer temperatures Saturday, with winds easing later in the afternoon. Calm winds on Sunday, with overcast skies and temperatures reaching the low 70s.

**Winner: Mike Weir 68-75-65-69 277 \$1,000,000.00**

Mike Weir .....	1	68-75-65-69	277	\$1,000,000.00	Chris DiMarco .....	T25	74-74-73-68	289	\$46,500.00
Lee Westwood .....	2	72-72-68-67	279	500,000.00	Miguel Angel Jiménez .....	T25	74-73-70-72	289	46,500.00
Vijay Singh .....	T3	71-70-71-68	280	287,000.00	Justin Leonard .....	T25	72-74-69-74	289	46,500.00
Duffy Waldorf .....	T3	70-69-72-69	280	287,000.00	Colin Montgomerie .....	T25	75-67-73-74	289	46,500.00
Sergio Garcia .....	T5	69-74-74-64	281	157,500.00	Gary Orr .....	T25	71-74-73-71	289	46,500.00
Padraig Harrington .....	T5	66-72-73-70	281	157,500.00	Eduardo Romero .....	T25	71-72-74-72	289	46,500.00
Nick Price .....	T5	63-72-74-72	281	157,500.00	Nobuhito Sato .....	T25	73-73-72-71	289	46,500.00
Tiger Woods .....	T5	71-69-69-72	281	157,500.00	David Toms .....	T25	70-75-72-72	289	46,500.00
Michael Campbell .....	9	72-71-69-70	282	115,000.00	Retief Goosen .....	T35	69-75-74-72	290	39,500.00
Mark Calcavecchia .....	10	72-67-69-75	283	105,000.00	Bernhard Langer .....	T35	75-69-76-70	290	39,500.00
Steve Flesch .....	T11	71-72-73-68	284	87,166.67	Paul McGinley .....	T35	70-77-70-73	290	39,500.00
Bob May .....	T11	71-69-72-72	284	87,166.67	Naomichi Joe Ozaki .....	T35	72-76-71-71	290	39,500.00
Hidemichi Tanaka .....	T11	71-66-70-77	284	87,166.66	Jeff Maggert .....	39	72-71-75-74	292	37,000.00
José Coceres .....	T14	70-71-74-70	285	68,500.00	Thomas Björn .....	T40	70-77-71-75	293	35,500.00
Kirk Triplett .....	T14	72-73-71-69	285	68,500.00	Darren Fichardt .....	T40	76-80-69-68	293	35,500.00
Chris Perry .....	16	68-72-75-71	286	64,000.00	Pierre Fulke .....	T42	75-77-73-69	294	33,000.00
Angel Cabrera .....	T17	74-74-67-73	288	56,250.00	Mathias Grönberg .....	T42	74-70-79-71	294	33,000.00
Darren Clarke .....	T17	74-70-74-70	288	56,250.00	Peter Senior .....	T42	73-77-72-72	294	33,000.00
Andrew Coltart .....	T17	67-75-74-72	288	56,250.00	Lucas Parsons .....	T45	78-72-75-70	295	30,166.67
Nic Henning .....	T17	69-74-73-72	288	56,250.00	Dennis Paulson .....	T45	75-71-72-77	295	30,166.67
Scott Hoch .....	T17	67-76-71-74	288	56,250.00	Carlos Franco .....	T45	69-77-71-78	295	30,166.66
Franklin Langham .....	T17	68-74-76-70	288	56,250.00	Dudley Hart .....	T48	72-76-73-76	297	28,750.00
José Maria Olazábal .....	T17	70-76-69-73	288	56,250.00	Scott Verplank .....	T48	71-80-76-70	297	28,750.00
Phillip Price .....	T17	73-72-69-74	288	56,250.00	Shigeki Maruyama .....	T50	71-77-78-72	298	27,750.00
Robert Allenby .....	T25	69-76-73-71	289	46,500.00	Tjaart van der Walt .....	T50	76-73-75-74	298	27,750.00
Stuart Appleby .....	T25	72-76-71-70	289	46,500.00	Kyi Hla Han .....	52	75-74-77-77	303	27,000.00



# 1999 American Express Championship

Valderrama GC, Sotogrande, Andalucia, Spain  
November 4-7, 1999

Purse: \$5,000,000

Par/Yards: 35-36-71/6,830

LEADERS	First Round	Second Round	Third Round
	Henrik Stenson ..... 67 (-5)	<b>Tiger Woods..... 137 (-7)</b>	<b>Tiger Woods..... 205 (-11)</b>
	Robert Allenby..... 67 (-5)	Rod Pampling..... 139 (-5)	Brett Wetterich..... 209 (-7)
	Thomas Bjorn..... 68 (-4)	Aaron Baddeley..... 140 (-4)	Nick O'Hern..... 210 (-6)
	Aaron Baddeley..... 69 (-3)	Thomas Bjorn..... 140 (-4)	
	Charles Howell III..... 69 (-3)	Ernie Els..... 140 (-4)	
	Jose Maria Olazabal..... 69 (-3)	Charles Howell III..... 140 (-4)	
	<b>Tiger Woods..... 71 (T10)</b>	Trevor Immelman..... 140 (-4)	
		Zach Johnson..... 140 (-4)	
		Henrik Stenson..... 140 (-4)	



**CUT:** There was no cut. 61 of 62 professionals completed 72 holes.

**WEATHER:** Overcast, cool and blustery Thursday, with winds off the Mediterranean Sea. Warmer Friday and Saturday, with winds blowing from the opposite direction on Saturday. Beautiful Sunday, with winds gusty at times.

**Winner: Tiger Woods 71-69-70-68 278 \$1,000,000.00**  
(Won playoff with birdie-3 on first extra hole)

Tiger Woods..... 1	71-69-70-68	278	\$1,000,000.00	Jean Van De Velde..... T30	72-73-70-76	291	\$37,750.00
Miguel Angel Jimenez..... 2	72-68-69-69	278	400,000.00	Mike Weir..... T30	73-68-72-78	291	37,750.00
Dudley Hart..... 3	75-68-70-70	283	300,000.00	Steve Elkington..... T34	74-72-71-75	292	36,000.00
Nick Price..... T4	69-71-70-74	284	176,666.67	John Huston..... T34	72-74-72-74	292	36,000.00
Lee Westwood..... T4	73-67-71-73	284	176,666.67	Jeff Sluman..... T34	77-70-69-76	292	36,000.00
Stewart Cink..... T4	75-65-71-73	284	176,666.66	Paul Lawrie..... T37	76-68-76-73	293	34,500.00
Fred Funk..... T7	71-68-74-72	285	135,000.00	Rodney Pampling..... T37	71-74-69-79	293	34,500.00
Sergio Garcia..... T7	74-69-69-73	285	135,000.00	Bob Tway..... T37	75-72-71-75	293	34,500.00
Scott Hoch..... T7	69-70-72-74	285	135,000.00	Darren Clarke..... T40	79-67-71-78	295	32,250.00
Chris Perry..... T7	70-67-72-76	285	135,000.00	Ernie Els..... T40	74-75-71-75	295	32,250.00
Bob Estes..... T11	69-72-72-73	286	93,000.00	Phil Mickelson..... T40	69-71-77-78	295	32,250.00
Jim Furyk..... T11	68-73-71-74	286	93,000.00	Naomichi Joe Ozaki..... T40	76-71-69-79	295	32,250.00
Justin Leonard..... T11	71-67-72-76	286	93,000.00	Loren Roberts..... T40	72-72-71-80	295	32,250.00
José Maria Olazábal..... T11	73-69-69-75	286	93,000.00	Duffy Waldorf..... T40	74-77-73-71	295	32,250.00
David Toms..... T11	72-68-71-75	286	93,000.00	Notah Begay III..... T46	77-71-73-75	296	30,250.00
Tim Herron..... T16	71-66-75-75	287	70,000.00	Steve Pate..... T46	72-74-72-78	296	30,250.00
Davis Love III..... T16	74-70-73-70	287	70,000.00	Scott Dunlap..... T48	74-71-75-77	297	28,500.00
Vijay Singh..... T16	67-71-75-74	287	70,000.00	Carlos Franco..... T48	75-73-74-75	297	28,500.00
Hal Sutton..... 19	75-66-69-78	288	62,000.00	Bernhard Langer..... T48	71-70-80-76	297	28,500.00
Bob May..... T20	77-69-74-69	289	52,800.00	Jeff Maggert..... T48	70-74-79-74	297	28,500.00
Colin Montgomerie..... T20	70-72-72-75	289	52,800.00	Ted Tryba..... T48	77-71-70-79	297	28,500.00
Craig Parry..... T20	72-73-71-73	289	52,800.00	Kazuhiko Hosokawa..... T53	73-73-72-80	298	27,125.00
Dennis Paulson..... T20	76-71-68-74	289	52,800.00	Robert Karlsson..... T53	74-68-74-82	298	27,125.00
Jarmo Sandelin..... T20	70-74-75-70	289	52,800.00	Alexander Cejka..... T55	79-76-72-72	299	26,500.00
Angel Cabrera..... T25	74-74-70-72	290	41,750.00	Brent Geiberger..... T55	75-71-68-85	299	26,500.00
Retief Goosen..... T25	75-69-74-72	290	41,750.00	Brian Watts..... T55	75-74-79-71	299	26,500.00
Mark James..... T25	69-70-74-77	290	41,750.00	Craig A. Spence..... 58	72-73-75-80	300	26,000.00
Tom Lehman..... T25	72-67-71-80	290	41,750.00	Thomas Bjorn..... T59	72-81-74-77	304	25,625.00
Jarrod Moseley..... T25	76-69-72-73	290	41,750.00	David Frost..... T59	76-73-74-81	304	25,625.00
Stuart Appleby..... T30	76-66-74-75	291	37,750.00	Richard Kaplan..... 61	78-75-73-80	306	25,250.00
Padraig Harrington..... T30	76-74-70-71	291	37,750.00				

# Mexico Championship Records

## Low 72 Holes:

261 (23-under) **Tiger Woods** (2006, The Grove)  
263 (25-under) **Tiger Woods** (2002, Mount Juliet Conrad)  
264 (24-under) **Retief Goosen** (2002, Mount Juliet Conrad)

## High 72 Holes (by a winner):

284 (4-under) **Patrick Reed** (2014, Trump National Doral)

## Low 18 Holes:

62 (10-under) **J.B. Holmes**, first round (2015, Trump National Doral)  
62 (10-under) **Bubba Watson**, second round (2012, Trump National Doral)  
62 (10-under) **Sergio Garcia**, final round (2002, Mount Juliet Conrad)  
62 (10-under) **Retief Goosen**, final round (2002, Mount Juliet Conrad)

## Low First 18 Holes:

62 (10-under) **J.B. Holmes** (2015, Trump National Doral)  
63 (9-under) **Nick Price** (2000, Valderrama Club de Golf)  
63 (8-under) **Tiger Woods** (2006, The Grove)

## Low Opening 36 Holes:

127 (15-under) **Tiger Woods** (63-64) (2006, The Grove)  
130 (14-under) **Tiger Woods** (65-65) (2002, Mount Juliet Conrad)

## Low Opening 54 Holes:

194 (19-under) **Tiger Woods** (63-64-67) (2006, The Grove)  
197 (19-under) **Tiger Woods** (65-65-67) (2000, Mount Juliet Conrad)

## Low Start by a Winner:

63 (8-under) **Tiger Woods** (2006, The Grove)

## High Start by a Winner:

71 (even) **Tiger Woods** (1999, Valderrama Club de Golf)  
71 (even) **Tiger Woods** (2007, Trump National Doral)

## Low Finish by a Winner:

66 (6-under) **Tiger Woods** (2002, Mount Juliet Conrad)  
66 (6-under) **Ernie Els** (2010, Trump National Doral)

## High Finish by a Winner:

73 (1-over) **Tiger Woods** (2007, Trump National Doral)  
72 (2-over) **Tiger Woods** (2003, Capital City Club)  
72 (even) **Patrick Reed** (2014, Trump National Doral)

## Largest Margin of Victory:

8 strokes **Tiger Woods** (2006, The Grove)  
4 strokes **Ernie Els** (2010, Trump National Doral)

## Largest 18-Hole Lead:

4 strokes **J.B. Holmes** (2015, Trump National Doral)  
3 strokes **Nick Price** (2000, Valderrama Club de Golf)  
3 strokes **Colin Montgomerie** (2005 Harding Park Golf Course)

## Largest 36-Hole Lead:

5 strokes **Tiger Woods** (2006, The Grove)  
5 strokes **Tiger Woods** (2003, Capital City Club)

## Largest 54-Hole Lead:

6 strokes **Tiger Woods** (2006, The Grove)  
5 strokes **J.B. Holmes** (2015, Trump National Doral)  
5 strokes **Tiger Woods** (2002, Mount Juliet Conrad)

## Largest final-round comeback:

5 strokes: **Dustin Johnson** (2015, Trump National Doral)  
3 strokes: **Adam Scott** (2016, Trump National Doral)  
3 strokes: **Justin Rose** (2012, Trump National Doral)

## Holes-in-One (7):

**Colin Montgomerie** (No. 12), second round (2000, Valderrama Club de Golf)  
**Angel Cabrera** (No. 6), third round (2000, Valderrama Club de Golf)  
**Thongchai Jaidee** (No. 11), second round (2004, Mount Juliet Conrad)  
**Tom Lehman** (No. 11), third round (2005, Harding Park Golf Course)  
**Richard Green** (No. 11), first round (2005, Harding Park Golf Course)  
**Robert Allenby** (No. 13), second round (2010, Trump National Doral)  
**Paul Casey** (No. 15), final round (2012, Trump National Doral)  
**Dustin Johnson** (No. 4), third round (2015, Trump National Doral)  
**J.B. Holmes** (No. 4), third round (2015, Trump National Doral)  
**Justin Thomas** (No. 13), third round (2017, Club de Golf Chapultepec)

## Wire-to-Wire Winners (2):

**Tiger Woods** (2006, The Grove)  
**Tiger Woods** (2002, Mount Juliet Conrad)

## Playoffs (2):

**Tiger Woods** def. **Miguel Angel Jimenez** with a birdie on the first extra hole (1999, Valderrama Club de Golf)  
**Tiger Woods** def. **John Daly** with a par on the second extra hole (2005, Harding Park Golf Course)

## Oldest winner:

**Ernie Els**, 2010, 40 years, 4 months, 25 days

## Youngest winner:

**Patrick Reed**, 2014, 23 years, 7 months, 4 days

## History at a Glance

Final Round	Winner	Score	Runner(s)-up	Location	Par/Yards	Purse	First Place
11/7/1999	Tiger Woods	278	Miguel A. Jimenez	Valderrama Golf Club	71/6,830	\$5,000,000	\$1,000,000
11/12/2000	Mike Weir	277	Lee Westwood	Valderrama Golf Club	72/6,974	5,000,000	1,000,000
9/22/2002	Tiger Woods	263	Retief Goosen	Mount Juliet	72/7,246	5,500,000	1,000,000
10/5/2003	Tiger Woods	274	Stuart Appleby	Capital City Club - Crabapple	70/7,189	6,000,000	1,050,000
			Tim Herron				
			Vijay Singh				
10/3/2004	Ernie Els	270	Thomas Bjorn	Mount Juliet	72/7,256	7,000,000	1,200,000
10/9/2005	Tiger Woods	270	John Daly	Harding Park Golf Course	70/7,086	7,500,000	1,300,000
10/1/2006	Tiger Woods	261	Ian Poulter	The Grove	71/7,125	7,500,000	1,300,000
			Adam Scott				
3/25/2007	Tiger Woods	278	Brett Wetterich	Doral Golf Resort & Spa	72/7,266	8,000,000	1,350,000
3/23/2008	Geoff Ogilvy	271	Jim Furyk	Doral Golf Resort & Spa	72/7,266	8,000,000	1,350,000
			Retief Goosen				
			Vijay Singh				
3/15/2009	Phil Mickelson	269	Nick Watney	Doral Golf Resort & Spa	72/7,266	8,500,000	1,400,000
3/14/2010	Ernie Els	270	Charl Schwartzel	TPC Blue Monster at Doral	72/7,334	8,500,000	1,400,000
3/13/2011	Nick Watney	272	Dustin Johnson	TPC Blue Monster at Doral	72/7,334	8,500,000	1,400,000
3/11/2012	Justin Rose	272	Bubba Watson	TPC Blue Monster at Doral	72/7,334	8,500,000	1,400,000
3/10/2013	Tiger Woods	269	Steve Stricker	TPC Blue Monster at Doral	72/7,334	8,750,000	1,500,000
3/9/2014	Patrick Reed	284	Jamie Donaldson	Trump National Doral	72/7,481	9,000,000	1,530,000
			Bubba Watson				
3/8/2015	Dustin Johnson	279	J.B. Holmes	Trump National Doral	72/7,528	9,250,000	1,570,000
3/6/2016	Adam Scott	276	Bubba Watson	Trump National Doral	72/7,543	9,500,000	1,620,000
3/5/2017	Dustin Johnson	270	Tommy Fleetwood	Club de Golf Chapultepec	71/7,330	9,750,000	1,660,000

## Top-10 Finishes

12	Tiger Woods	1999 (1), 2000 (T5), 2002 (1), 2003 (1), 2004 (9), 2005 (1), 2006 (1), 2007 (1), 2008 (T5), 2009 (T9), 2011 (T10), 2013 (1)	David Howell	2004 (3), 2005 (T6)	
7	Sergio Garcia	1999 (T7), 2000 (T5), 2002 (7), 2004 (T4), 2005 (T3), 2007 (T3), 2013 (T3)	Thongchai Jaidee	2006 (T9), 2014 (T6)	
6	Rory McIlroy	2011 (T10), 2012 (3), 2013 (T8), 2015 (T9), 2016 (T3), 2017 (T7)	Hunter Mahan	2011 (9), 2014 (T9)	
	Adam Scott	2006 (T2), 2008 (T9), 2011 (T6), 2013 (T3), 2015 (T4), 2016 (1)	Geoff Ogilvy	2007 (T3), 2008 (1)	
			Nick O'Hern	2007 (T6), 2008 (T6)	
			Nick Price	1999 (T4), 2000 (T5)	
5	Padraig Harrington	2000 (T5), 2003 (T6), 2004 (T6), 2010 (T3), 2011 (T10)	Justin Rose	2012 (1), 2013 (T8)	
	Vijay Singh	2000 (T3), 2002 (3), 2003 (T2), 2005 (T6), 2008 (T2)	Henrik Stenson	2005 (T3), 2015 (T4)	
4	Retief Goosen	2002 (2), 2003 (T8), 2004 (T6), 2008 (T2)	Nick Watney	2009 (2), 2011 (1)	
	Dustin Johnson	2011 (2), 2014 (T4), 2015 (1), 2017 (1)	Lee Westwood	1999 (T4), 2000 (2)	
	Phil Mickelson	2009 (1), 2013 (T3), 2016 (5), 2017 (T7)	Brett Wetterich	2006 (T6), 2007 (2)	
	Bubba Watson	2012 (2), 2014 (T2), 2015 (3), 2016 (2)			
3	Paul Casey	2003 (T8), 2007 (T9), 2010 (T6)	1	Thomas Aiken	2009 (T7)
	Luke Donald	2006 (T6), 2011 (T6), 2012 (T6)		Robert Allenby	2007 (T3)
	Ernie Els	2004 (1), 2006 (5), 2010 (1)		Stephen Ames	2005 (10)
	Jim Furyk	2006 (4), 2008 (T2), 2009 (3)		Aaron Baddeley	2007 (T6)
	Bill Haas	2010 (T6), 2014 (T6), 2015 (T7)		Thomas Bjorn	2004 (2)
	Zach Johnson	2004 (10), 2007 (T9), 2008 (T9)		Jonathan Byrd	2011 (T10)
	Matt Kuchar	2010 (T3), 2011 (5), 2012 (T8)		Mark Calcavecchia	2000 (10)
	Graeme McDowell	2005 (T6), 2010 (T6), 2014 (T9)		K.J. Choi	2003 (T6)
	David Toms	2002 (T4), 2003 (5), 2005 (T6)		Stewart Cink	1999 (T4)
	Charl Schwartzel	2010 (2), 2012 (T4), 2014 (T9)		Darren Clarke	2004 (T4)
	Steve Stricker	2008 (T6), 2012 (T8), 2013 (2)		Fred Couples	2003 (T10)
2	Stuart Appleby	2003 (T2), 2006 (T6)		John Daly	2005 (2)
	Keegan Bradley	2012 (T8), 2013 (7)		Jamie Donaldson	2014 (T2)
	Rickie Fowler	2011 (8), 2016 (T8)		Jason Dufner	2014 (T9)
	Peter Hanson	2012 (T4), 2013 (T8)		Harris English	2016 (10)
				Bob Estes	2002 (T9)
				Niclas Fasth	2007 (T6)
				Tommy Fleetwood	2017 (2)
				Ross Fisher	2017 (T3)
				Fred Funk	1999 (T7)
				Stephen Gallacher	2014 (T6)
				Ignacio Garrido	2003 (T10)
				Todd Hamilton	2004 (T6)
				Anders Hansen	2011 (T3)
				Dudley Hart	1999 (3)
				Tyrrell Hatton	2017 (10)
				Tim Herron	2003 (T2)
				Scott Hoch	1999 (T7)
				J.B. Holmes	2015 (2)

## Top-10 Finishes

Trevor Immelman	2006 (T9)
Miguel Angel Jimenez	1999 (2)
Smylie Kaufman	2016 (T8)
Martin Kaymer	2010 (T3)
Jerry Kelly	2002 (T4)
Soren Kjeldsen	2009 (T7)
Martin Laird	2011 (T10)
Justin Leonard	2009 (T9)
Davis Love III	2002 (8)
Scott McCarron	2002 (6)
Francesco Molinari	2011 (T3)
Colin Montgomerie	2005 (T3)
Ryan Moore	2015 (T9)
Kevin Na	2015 (T9)
Louis Oosthuizen	2015 (6)
Rod Pampling	2009 (T9)
Chris Perry	1999 (T7)
Kenny Perry	2009 (T9)
Thomas Pieters	2017 (T5)
Ian Poulter	2006 (T2)
Alistair Presnell	2010 (T6)
Brett Quigley	2006 (T9)
Alvaro Quiros	2010 (T6)
Jon Rahm	2017 (T3)
Patrick Reed	2014 (1)
John Senden	2012 (T6)
Webb Simpson	2015 (T7)
Jeev Milkha Singh	2009 (4)
Brandt Snedeker	2017 (T7)
Richard Sterne	2014 (T4)
Graeme Storm	2008 (T6)
Justin Thomas	2017 (T5)
Michael Thompson	2013 (T8)
Bo Van Pelt	2012 (T8)
Camilo Villegas	2009 (T5)
Duffy Waldorf	2000 (T3)
Mike Weir	2000 (1)
Danny Willett	2016 (T3)
Oliver Wilson	2009 (T5)



## Top-50 Mexico Championship Money Leaders

Name	Events	Earnings
1 Tiger Woods	14	\$9,445,000
2 Dustin Johnson	9	4,878,750
3 Adam Scott	16	3,977,375
4 Ernie Els	13	3,518,768
5 Bubba Watson	7	3,350,000
6 Phil Mickelson	15	3,074,583
7 Sergio Garcia	17	2,753,992
8 Nick Watney	6	2,442,000
9 Vijay Singh	12	2,291,917
10 Jim Furyk	15	2,162,208
11 Justin Rose	11	2,155,331
12 Geoff Ogilvy	8	2,041,583
13 Charl Schwartzel	11	1,952,667
14 Rory McIlroy	9	1,863,518
15 Retief Goosen	12	1,784,375
16 Patrick Reed	4	1,716,750
17 Steve Stricker	8	1,633,476

Name	Events	Earnings
18 Lee Westwood	15	\$1,579,342
19 Pdraig Harrington	12	1,534,560
20 Mike Weir	9	1,485,321
21 Luke Donald	12	1,466,810
22 Graeme McDowell	11	1,385,104
23 Matt Kuchar	8	1,373,929
24 Ian Poulter	12	1,290,476
25 Paul Casey	12	1,279,550
26 J.B. Holmes	5	1,253,750
27 Henrik Stenson	10	1,207,512
28 Thomas Bjørn	12	1,203,696
29 Stuart Appleby	10	1,137,717
30 Zach Johnson	14	1,126,917
31 Tommy Fleetwood	2	1,087,625
32 Brett Wetterich	3	1,056,917
33 David Toms	10	1,028,500
34 Martin Kaymer	10	1,022,917

Name	Events	Earnings
35 Robert Allenby	10	\$1,007,667
36 Bill Haas	8	1,005,633
37 Louis Oosthuizen	11	935,268
38 Jamie Donaldson	4	933,250
39 Miguel Angel Jiménez	10	925,500
40 Francesco Molinari	6	915,833
41 Ross Fisher	7	853,000
42 David Howell	5	824,946
43 Rickie Fowler	7	806,625
44 John Daly	1	750,000
45 Peter Hanson	6	746,000
46 Anders Hansen	5	723,167
47 Jason Dufner	7	707,500
48 Thongchai Jaidee	9	698,458
49 Hunter Mahan	8	690,375
50 K.J. Choi	9	675,417

## Top-50 Mexico Championship Career Stroke Averages

Name	Average	Rounds
1 Tiger Woods	68.76	55
2 Nick Watney	70.22	23
T3 Martin Laird	70.25	8
T3 Camilo Villegas	70.25	16
5 Jerry Kelly	70.31	16
6 Brett Wetterich	70.33	12
7 Vijay Singh	70.35	48
8 Dustin Johnson	70.36	36
9 Bob Estes	70.42	12
10 Sergio Garcia	70.44	68
11 Niclas Fasth	70.45	20
T12 Francesco Molinari	70.46	24
T12 Bubba Watson	70.46	28
T14 David Howell	70.50	20
T14 Kevin Kisner	70.50	8
T14 Rory McIlroy	70.50	36
T14 Kenny Perry	70.50	20

Name	Average	Rounds
T14 John Senden	70.50	16
T14 Jeev Milkha Singh	70.50	12
20 Fred Couples	70.58	12
T21 Aaron Baddeley	70.59	17
T21 Steve Stricker	70.59	32
23 Anders Hansen	70.60	20
T24 Nicolas Colsaerts	70.63	8
T24 Pdraig Harrington	70.63	48
T24 Justin Thomas	70.63	8
27 Ernie Els	70.67	48
28 Stuart Appleby	70.68	40
29 Luke Donald	70.69	48
30 Rocco Mediate	70.70	10
T31 José Coceres	70.75	8
T31 Justin Leonard	70.75	28
T31 Nick O'Hern	70.75	20
T31 Andy Sullivan	70.75	8

Name	Average	Rounds
T31 Dean Wilson	70.75	8
36 David Toms	70.79	38
T37 Robert Allenby	70.80	40
T37 Phil Mickelson	70.80	60
T39 Nick Price	70.81	16
T39 Adam Scott	70.81	64
41 Brad Faxon	70.83	12
42 Matt Kuchar	70.84	32
43 Mark Calcavecchia	70.85	20
44 Mike Weir	70.86	36
T45 Ryuji Imada	70.88	8
T45 Pat Perez	70.88	8
T45 Andres Romero	70.88	8
T45 Kevin Sutherland	70.88	8
49 Stephen Ames	70.95	21
50 6 Tied with	71.00	

Note: Minimum eight rounds to qualify

# Mexico Championship Individual Player Records

## Abery, Warren (76.50)

Year	1st	2nd	3rd	4th	Total	Finish	Money
2005	80	77	75	74	306	69	\$32,500.00

## Aiken, Thomas (70.38)

Year	1st	2nd	3rd	4th	Total	Finish	Money
2009	74	66	71	65	276	T7	\$192,500.00
2011	68	75	74	70	287	T35	65,500.00
2015	78	69	72	71	290	T23	83,000.00
<b>Total</b>							<b>\$341,000.00</b>

## Allenby, Robert (70.80)

Year	1st	2nd	3rd	4th	Total	Finish	Money
2000	69	76	73	71	289	T25	\$46,500.00
2002	72	70	67	70	279	T31	45,500.00
2003	72	76	73	65	286	T21	60,000.00
2004	68	74	75	77	294	T54	37,000.00
2006	69	73	69	70	281	T26	66,666.66
2007	67	74	74	67	282	T3	378,333.34
2008	69	75	66	70	280	T20	75,000.00
2009	69	71	72	69	281	T28	72,000.00
2010	68	67	71	73	279	T11	126,666.66
2011	72	72	69	68	281	T15	100,000.00
<b>Total</b>							<b>\$1,007,666.66</b>

## Ames, Stephen (70.95)

Year	1st	2nd	3rd	4th	Total	Finish	Money
2004	73	72	70	72	287	T36	\$48,000.00
2005	72	64	71	69	276	10	140,000.00
2006	73				73	W/D	
2007	74	70	74	73	291	T28	66,500.00
2008	73	68	68	70	279	T15	86,700.00
2009	72	70	71	71	284	T40	58,500.00
<b>Total</b>							<b>\$399,700.00</b>

## An, Byeong Hun (72.88)

Year	1st	2nd	3rd	4th	Total	Finish	Money
2016	74	73	75	75	297	T52	\$56,500.00
2017	73	66	71	76	286	T48	55,500.00
<b>Total</b>							<b>\$112,000.00</b>

## Aphibarnrat, Kiradech (76.25)

Year	1st	2nd	3rd	4th	Total	Finish	Money
2014	74	82	79	79	314	67	\$45,000.00
2016	75	71	71	79	296	T49	60,000.00
<b>Total</b>							<b>\$105,000.00</b>

## Appleby, Stuart (70.68)

Year	1st	2nd	3rd	4th	Total	Finish	Money
1999	76	66	74	75	291	T30	\$37,750.00
2000	72	76	71	70	289	T25	46,500.00
2002	69	66	70	68	273	T11	84,250.00
2003	71	68	69	68	276	T2	405,000.00
2004	67	74	70	72	283	T16	79,000.00
2005	71	65	69	72	277	T11	115,000.00
2006	71	66	70	66	273	T6	216,666.67
2007	79	72	71	71	293	T35	56,500.00
2008	73	71	68	71	283	T34	57,500.00
2009	71	71	69	78	289	T61	39,550.00
<b>Total</b>							<b>\$1,137,716.67</b>

## Atwal, Arjun (72.88)

Year	1st	2nd	3rd	4th	Total	Finish	Money
2003	76	72	72	74	294	T48	\$32,500.00
2004	71	78	70	70	289	T43	42,000.00
<b>Total</b>							<b>\$74,500.00</b>

## Austin, Woody (71.25)

Year	1st	2nd	3rd	4th	Total	Finish	Money
2008	70	70	74	71	285	T44	\$48,875.00

## Azinger, Paul (70.75)

Year	1st	2nd	3rd	4th	Total	Finish	Money
2002	73	73	71	66	283	T43	\$35,500.00

## Baddeley, Aaron (70.59)

Year	1st	2nd	3rd	4th	Total	Finish	Money
2007	69	71	71	72	283	T6	\$212,500.00
2008	69	74	70	66	279	T15	86,700.00
2009	75				75	DQ	
2011	72	66	73	74	285	T28	73,000.00
2012	69	74	68	67	278	12	120,000.00
<b>Total</b>							<b>\$492,200.00</b>

## Bae, Sang-Moon (74.75)

Year	1st	2nd	3rd	4th	Total	Finish	Money
2012	79	76	73	71	299	71	\$37,750.00
2015	75	71	73	75	294	T46	59,000.00
<b>Total</b>							<b>\$96,750.00</b>

## Baird, Briny (70.50)

Year	1st	2nd	3rd	4th	Total	Finish	Money
2009	70	68	71	73	282	T31	\$68,500.00

## Beem, Rich (72.75)

Year	1st	2nd	3rd	4th	Total	Finish	Money
2002	70	69	74	72	285	T49	\$32,000.00
2003	76	75	73	73	297	T59	28,625.00
<b>Total</b>							<b>\$60,625.00</b>

## Begay III, Notah (74.00)

Year	1st	2nd	3rd	4th	Total	Finish	Money
1999	77	71	73	75	296	T46	\$30,250.00

## Berger, Daniel (71.00)

Year	1st	2nd	3rd	4th	Total	Finish	Money
2016	75	71	70	74	290	T28	\$79,428.57
2017	70	66	70	72	278	T16	105,125.00
<b>Total</b>							<b>\$184,553.57</b>

## Bickerton, John (72.75)

Year	1st	2nd	3rd	4th	Total	Finish	Money
2006	72	73	75	67	287	T45	\$49,000.00
2007	77	72	74	72	295	T50	45,000.00
<b>Total</b>							<b>\$94,000.00</b>

## Bjorn, Thomas (71.60)

Year	1st	2nd	3rd	4th	Total	Finish	Money
1999	72	81	74	77	304	T59	\$25,625.00
2000	70	77	71	75	293	T40	35,500.00
2002	72	68	66	72	278	T27	48,500.00
2003	74	73	67	74	288	T28	46,071.42
2004	68	69	66	68	271	2	675,000.00
2005	71	67	74		212	W/D	
2006	70	71	73	71	285	T41	52,500.00
2007	68	72	71	74	285	T11	111,000.00
2011	71	73	70	71	285	T28	73,000.00
2012	68	68	75	71	282	T24	76,000.00
2014	75	75	73	73	296	T44	60,500.00
<b>Total</b>							<b>\$1,203,696.42</b>

## Blixt, Jonas (73.00)

Year	1st	2nd	3rd	4th	Total	Finish	Money
2014	79	72	75	66	292	T16	\$90,666.67

## Bohn, Jason (70.50)

Year	1st	2nd	3rd	4th	Total	Finish	Money
2005	70	68	70	74	282	T32	\$57,000.00

## Botes, Desvonde (72.75)

Year	1st	2nd	3rd	4th	Total	Finish	Money
2004	70	72	75	74	291	T48	\$40,250.00

## Bourdy, Gregory (74.25)

Year	1st	2nd	3rd	4th	Total	Finish	Money
2006	74	77	71	75	297	T59	\$35,500.00

## Bowditch, Steven (81.25)

Year	1st	2nd	3rd	4th	Total	Finish	Money
2016	81	80	80	84	325	65	\$48,000.00

# Mexico Championship Individual Player Records

## Bradley, Keegan (71.50)

Year	1st	2nd	3rd	4th	Total	Finish	Money
2012	69	67	66	75	277	T8	\$165,000.00
2013	68	68	69	71	276	7	240,000.00
2014	74	76	75	74	299	T50	54,500.00
2015	73	74	75	70	292	T38	65,500.00
<b>Total</b>							<b>\$525,000.00</b>

## Brazel, Sam (72.00)

Year	1st	2nd	3rd	4th	Total	Finish	Money
2017	75	68	70	75	288	T55	\$50,000.00

## Broadhurst, Paul (72.88)

Year	1st	2nd	3rd	4th	Total	Finish	Money
2006	74	72	70	73	289	T50	\$44,000.00
2007	73	71	73	77	294	T45	49,000.00
<b>Total</b>							<b>\$93,000.00</b>

## Broberg, Kristoffer (77.75)

Year	1st	2nd	3rd	4th	Total	Finish	Money
2016	83	73	80	75	311	64	\$48,500.00

## Brown, Mark (72.75)

Year	1st	2nd	3rd	4th	Total	Finish	Money
2008	73	74	76	74	297	76	\$35,750.00
2009	73	71	68	73	285	T46	52,000.00
<b>Total</b>							<b>\$87,750.00</b>

## Browne, Olin (71.00)

Year	1st	2nd	3rd	4th	Total	Finish	Money
2005	67	74	73	70	284	T37	\$51,500.00

## Bryant, Bart (72.00)

Year	1st	2nd	3rd	4th	Total	Finish	Money
2005	71	76	71	72	290	T56	\$38,500.00
2006	70	74	67	70	281	T26	66,666.67
2007	71	73	75	74	293	T35	56,500.00
<b>Total</b>							<b>\$161,666.67</b>

## Byrd, Jonathan (71.33)

Year	1st	2nd	3rd	4th	Total	Finish	Money
2008	74	74	72	72	292	T65	\$38,500.00
2011	70	74	68	68	280	T10	129,000.00
2012	72	70	70	72	284	T35	60,500.00
<b>Total</b>							<b>\$228,000.00</b>

## Cabrera, Angel (71.26)

Year	1st	2nd	3rd	4th	Total	Finish	Money
1999	74	74	70	72	290	T25	\$41,750.00
2000	74	74	67	73	288	T17	56,250.00
2002	71	66	73	71	281	T36	40,000.00
2004	69	69	74	71	283	T16	79,000.00
2005	69	66	72	72	279	T18	77,000.00
2006	71	70	67	73	281	T26	66,666.66
2007	72	70	75	70	287	T19	80,000.00
2008	75	74	68		217	W/D	
2010	74	71	70	73	288	T50	50,500.00
<b>Total</b>							<b>\$491,166.66</b>

## Cabrera Bello, Rafael (72.63)

Year	1st	2nd	3rd	4th	Total	Finish	Money
2012	75	70	75	74	294	65	\$40,500.00
2013	71	74	76	78	299	T63	46,250.00
2016	73	71	67	74	285	T11	145,000.00
2017	72	69	71	72	284	T38	64,000.00
<b>Total</b>							<b>\$295,750.00</b>

## Calcavecchia, Mark (70.85)

Year	1st	2nd	3rd	4th	Total	Finish	Money
2000	72	67	69	75	283	10	\$105,000.00
2002	72	70	71	67	280	T33	43,000.00
2005	67	68	74	71	280	T25	66,000.00
2007	74	71	70	77	292	T32	63,000.00
2008	68	71	71	72	282	T30	62,500.00
<b>Total</b>							<b>\$339,500.00</b>

## Campbell, Chad (72.00)

Year	1st	2nd	3rd	4th	Total	Finish	Money
2003	74	76	73	74	297	T59	\$28,625.00
2004	70	79	71	72	292	T50	39,000.00
2005	67	70	70	71	278	T15	87,333.33
2006	67	70	73	72	282	T32	61,000.00
2007	75	74	72	72	293	T35	56,500.00
2009	72	70	70	74	286	T53	46,000.00
<b>Total</b>							<b>\$318,458.33</b>

## Campbell, Michael (72.54)

Year	1st	2nd	3rd	4th	Total	Finish	Money
2000	72	71	69	70	282	9	\$115,000.00
2002	71	66	71	64	272	T9	111,000.00
2003	82	76	75	67	300	T68	26,875.00
2004	74	77	73	80	304	66	31,500.00
2005	71	68	72	76	287	T46	43,250.00
2006	69	71	69	71	280	T22	75,000.00
2007	77	76	78	75	306	71	35,750.00
<b>Total</b>							<b>\$438,375.00</b>

## Casey, Paul (71.04)

Year	1st	2nd	3rd	4th	Total	Finish	Money
2003	73	71	66	71	281	T8	\$137,500.00
2004	72	70	71	71	284	T21	72,000.00
2006	74	75	72	71	292	T56	38,500.00
2007	76	70	66	72	284	T9	157,500.00
2008	72	75	67	73	287	T51	44,750.00
2009	71	66	72	73	282	T31	68,500.00
2010	69	72	68	69	278	T6	214,300.00
2011	70	71	69	72	282	T18	89,000.00
2012	76	71	68	73	288	T51	46,875.00
2015	75	73	72	72	292	T38	65,500.00
2016	71	68	75	68	282	7	240,000.00
2017	74	71	67	66	278	T16	105,125.00
<b>Total</b>							<b>\$1,279,550.00</b>

## Castro, Roberto (73.50)

Year	1st	2nd	3rd	4th	Total	Finish	Money
2014	74	78	78	73	303	T58	\$49,250.00
2017	69	68	74	74	285	T45	59,000.00
<b>Total</b>							<b>\$108,250.00</b>

## Cejka, Alex (72.33)

Year	1st	2nd	3rd	4th	Total	Finish	Money
1999	79	76	72	72	299	T55	\$26,500.00
2003	70	76	72	65	283	T12	89,375.00
2004	70	74	69	73	286	T28	54,625.00
<b>Total</b>							<b>\$170,500.00</b>

## Chalmers, Greg (70.25)

Year	1st	2nd	3rd	4th	Total	Finish	Money
2012	71	70	68	72	281	T20	\$85,000.00
2015	77	72	73	73	295	T49	55,000.00
<b>Total</b>							<b>\$140,000.00</b>

## Chappell, Kevin (72.00)

Year	1st	2nd	3rd	4th	Total	Finish	Money
2017	71	77	71	69	288	T55	\$50,000.00

## Chawrasia, SSP (72.25)

Year	1st	2nd	3rd	4th	Total	Finish	Money
2008	74	73	68	72	287	T51	\$44,750.00
2011	74	72	72	73	291	T49	50,500.00
<b>Total</b>							<b>\$95,250.00</b>

## Cheetham, Neil (75.75)

Year	1st	2nd	3rd	4th	Total	Finish	Money
2005	77	78	72	76	303	68	\$33,000.00

# Mexico Championship Individual Player Records

## Choi, K.J. (71.31)

Year	1st	2nd	3rd	4th	Total	Finish	Money
2003	67	71	68	73	279	T6	\$182,500.00
2004	71	76	75	73	295	T57	35,750.00
2005	70	71	72	73	286	T43	46,000.00
2006	72	66	73	71	282	T32	61,000.00
2007	71	73	71	72	287	T19	80,000.00
2008	70	70	67	71	278	T12	106,166.67
2009	73	73	72	70	288	T59	41,500.00
2011	73	69	72	74	288	T39	62,000.00
2012	74	67	70	73	284	T35	60,500.00
<b>Total</b>							<b>\$675,416.67</b>

## Chopra, Daniel (70.75)

Year	1st	2nd	3rd	4th	Total	Finish	Money
2008	72	70	69	72	283	T34	\$57,500.00

## Cink, Stewart (71.25)

Year	1st	2nd	3rd	4th	Total	Finish	Money
1999	75	65	71	73	284	T4	\$176,666.66
2004	71	73	67	74	285	T23	65,000.00
2005	70	72	75	70	287	T46	43,250.00
2006	65	67	70	74	276	T13	98,375.00
2007	74	68	73	79	294	T45	49,000.00
2008	66	74	71	69	280	T20	75,000.00
2009	73	73	69	73	288	T59	41,500.00
2010	75	74	72	65	286	T37	62,500.00
<b>Total</b>							<b>\$611,291.66</b>

## Clark, Tim (71.50)

Year	1st	2nd	3rd	4th	Total	Finish	Money
2002	74	69	76	73	292	62	\$26,500.00
2005	69	69	72	69	279	T18	77,000.00
2006	68	70	73	70	281	T26	66,666.67
2007	76	78	71	75	300	T63	39,250.00
2008	71	69	66	72	278	T12	106,166.66
2009	71	71	69	69	280	27	74,000.00
2010	70	69	74	70	283	T22	81,000.00
2013	72	73	71	79	295	T60	47,500.00
<b>Total</b>							<b>\$518,083.33</b>

## Clarke, Darren (71.75)

Year	1st	2nd	3rd	4th	Total	Finish	Money
1999	79	67	71	78	295	T40	\$32,250.00
2000	74	70	74	70	288	T17	56,250.00
2002	75	76	70	74	295	63	26,000.00
2003	69	82	72	68	291	T38	38,500.00
2004	71	72	65	68	276	T4	308,000.00
2006	68	71	72	70	281	T26	66,666.67
2009	74	71	71	69	285	T46	52,000.00
2012	74	74	68	69	285	T43	55,500.00
<b>Total</b>							<b>\$635,166.67</b>

## Coceres, Jose (70.75)

Year	1st	2nd	3rd	4th	Total	Finish	Money
2000	70	71	74	70	285	T14	\$68,500.00
2002	68	72	71	70	281	T36	40,000.00
<b>Total</b>							<b>\$108,500.00</b>

## Coetzee, George (73.58)

Year	1st	2nd	3rd	4th	Total	Finish	Money
2013	70	69	73	80	292	T53	\$50,600.00
2014	74	74	73	71	292	T16	90,666.67
2016	72	76	76	75	299	57	53,000.00
<b>Total</b>							<b>\$194,266.67</b>

## Coles, Gavin (72.75)

Year	1st	2nd	3rd	4th	Total	Finish	Money
2005	71	74	75	71	291	59	\$37,500.00

## Colsaerts, Nicolas (70.63)

Year	1st	2nd	3rd	4th	Total	Finish	Money
2012	73	70	70	71	284	T35	\$60,500.00
2013	71	71	67	72	281	T18	93,000.00
<b>Total</b>							<b>\$153,500.00</b>

## Coltart, Andrew (72.00)

Year	1st	2nd	3rd	4th	Total	Finish	Money
2000	67	75	74	72	288	T17	\$56,250.00

## Cook, John (71.25)

Year	1st	2nd	3rd	4th	Total	Finish	Money
2002	75	71	71	68	285	T49	\$32,000.00

## Couples, Fred (70.58)

Year	1st	2nd	3rd	4th	Total	Finish	Money
2003	71	73	70	68	282	T10	\$111,250.00
2004	73	67	70	77	287	T36	48,000.00
2005	74	69	66	69	278	T15	87,333.34
<b>Total</b>							<b>\$246,583.34</b>

## Crane, Ben (71.69)

Year	1st	2nd	3rd	4th	Total	Finish	Money
2005	70	68	76	70	284	T37	\$51,500.00
2006	74				74	W/D	
2010	74	73	69	70	286	T37	62,500.00
2012	73	71	73	71	288	T51	46,875.00
<b>Total</b>							<b>\$160,875.00</b>

## Curtis, Ben (73.08)

Year	1st	2nd	3rd	4th	Total	Finish	Money
2003	76	76	72	75	299	T66	\$27,375.00
2007	76	75	69	77	297	T58	41,500.00
2009	71	69	71	70	281	T28	72,000.00
<b>Total</b>							<b>\$140,875.00</b>

## Daly, John (67.50)

Year	1st	2nd	3rd	4th	Total	Finish	Money
2005	67	67	67	69	270	2	\$750,000.00

## Davies, Rhys (73.75)

Year	1st	2nd	3rd	4th	Total	Finish	Money
2011	73	76	72	74	295	T61	\$41,500.00

## Davis, Brian (72.25)

Year	1st	2nd	3rd	4th	Total	Finish	Money
2003	71	77	68	73	289	T35	\$41,500.00

## Day, Glen (75.33)

Year	1st	2nd	3rd	4th	Total	Finish	Money
1999	78	67	81		226	DQ	

## Day, Jason (71.80)

Year	1st	2nd	3rd	4th	Total	Finish	Money
2011	71	76	71	72	290	T45	\$55,500.00
2012	73	67	70	71	281	T20	85,000.00
2013	74	66	75	71	286	T33	71,500.00
2015	76	74	70	71	291	T31	72,000.00
2016	72	74	71	71	288	T23	91,000.00
<b>Total</b>							<b>\$375,000.00</b>

## de Jonge, Brendon (75.25)

Year	1st	2nd	3rd	4th	Total	Finish	Money
2014	76	79	74	72	301	T54	\$51,000.00

## DeLaet, Graham (73.50)

Year	1st	2nd	3rd	4th	Total	Finish	Money
2014	78	72	70	74	294	T34	\$68,500.00

## Díaz, Roberto (73.50)

Year	1st	2nd	3rd	4th	Total	Finish	Money
2017	71	76	71	76	294	T67	\$45,625.00

## DiMarco, Chris (72.04)

Year	1st	2nd	3rd	4th	Total	Finish	Money
2000	74	74	73	68	289	T25	\$46,500.00
2002	67	69	70	67	273	T11	84,250.00
2003	76	74	76	75	301	T70	26,375.00
2004	69	75	70	73	287	T36	48,000.00
2005	71	75	73	76	295	T64	34,750.00
2006	69	70	70	71	280	T22	75,000.00
2007	76	72	69	75	292	T32	63,000.00
<b>Total</b>							<b>\$377,875.00</b>

## Dodd, Stephen (69.75)

Year	1st	2nd	3rd	4th	Total	Finish	Money
2005	70	68	70	71	279	T18	\$77,000.00





# Mexico Championship Individual Player Records

## Finch, Richard (71.00)

Year	1st	2nd	3rd	4th	Total	Finish	Money
2009	72	72	69	71	284	T40	\$58,500.00

## Fisher, Ross (71.64)

Year	1st	2nd	3rd	4th	Total	Finish	Money
2008	68	73	70	72	283	T34	\$57,500.00
2009	71	69	72	73	285	T46	52,000.00
2010	73	72	70	72	287	T45	56,000.00
2011	69	76	76	74	295	T61	41,500.00
2015	78	71	69	72	290	T23	83,000.00
2016	76	70	72	76	294	T42	66,000.00
2017	67	68	72	65	272	T3	497,000.00
<b>Total</b>							<b>\$853,000.00</b>

## Fitzpatrick, Matthew (71.25)

Year	1st	2nd	3rd	4th	Total	Finish	Money
2016	76	71	72	73	292	T35	\$72,500.00
2017	71	67	72	68	278	T16	105,125.00
<b>Total</b>							<b>\$177,625.00</b>

## Fleetwood, Tommy (72.25)

Year	1st	2nd	3rd	4th	Total	Finish	Money
2015	77	77	73	80	307	T71	\$42,625.00
2017	69	70	66	66	271	2	1,045,000.00
<b>Total</b>							<b>\$1,087,625.00</b>

## Flesch, Steve (71.25)

Year	1st	2nd	3rd	4th	Total	Finish	Money
2000	71	72	73	68	284	T11	\$87,166.67
2003	71	75	72	68	286	T21	60,000.00
2004	67	70	74	74	285	T23	65,000.00
<b>Total</b>							<b>\$212,166.67</b>

## Forsyth, Alastair (73.00)

Year	1st	2nd	3rd	4th	Total	Finish	Money
2003	71	77	71	73	292	T40	\$36,250.00

## Foster, Mark (75.00)

Year	1st	2nd	3rd	4th	Total	Finish	Money
2003	76	77	73	74	300	T68	\$26,875.00

## Fowler, Rickie (71.29)

Year	1st	2nd	3rd	4th	Total	Finish	Money
2011	71	73	68	66	278	8	\$200,000.00
2012	74	70	72	70	286	T45	52,000.00
2013	69	69	71	78	287	T35	68,500.00
2014	76	75	74	71	296	T44	60,500.00
2015	68	77	71	72	288	T12	123,000.00
2016	70	71	71	71	283	T8	197,500.00
2017	69	69	73	67	278	T16	105,125.00
<b>Total</b>							<b>\$806,625.00</b>

## Franco, Carlos (73.17)

Year	1st	2nd	3rd	4th	Total	Finish	Money
1999	75	73	74	75	297	T48	\$28,500.00
2000	69	77	71	78	295	T45	30,166.66
2004	69	72	75	70	286	T28	54,625.00
<b>Total</b>							<b>\$113,291.66</b>

## Fraser, Marcus (72.90)

Year	1st	2nd	3rd	4th	Total	Finish	Money
2011	69	78	71	72	290	T45	\$55,500.00
2012	76	68	69	69	282	T24	76,000.00
2013	73	72	77	73	295	T60	47,500.00
2016	66	77	80	79	302	60	50,500.00
2017	71	70	73	75	289	T58	48,500.00
<b>Total</b>							<b>\$278,000.00</b>

## Frost, David (76.00)

Year	1st	2nd	3rd	4th	Total	Finish	Money
1999	76	73	74	81	304	T59	\$25,625.00

## Fujita, Hiroyuki (73.75)

Year	1st	2nd	3rd	4th	Total	Finish	Money
2011	71	73	74	77	295	T61	\$41,500.00
2015	75	83	78	79	315	73	42,250.00
<b>Total</b>							<b>\$83,750.00</b>

## Fulke, Pierre (73.50)

Year	1st	2nd	3rd	4th	Total	Finish	Money
2000	75	77	73	69	294	T42	\$33,000.00

## Funk, Fred (71.44)

Year	1st	2nd	3rd	4th	Total	Finish	Money
1999	71	68	74	72	285	T7	\$135,000.00
2002	69	70	72	74	285	T49	32,000.00
2003	73	74	69	76	292	T40	36,250.00
2005	67	68	75	71	281	T29	60,000.00
<b>Total</b>							<b>\$263,250.00</b>

## Furyk, Jim (71.13)

Year	1st	2nd	3rd	4th	Total	Finish	Money
1999	68	73	71	74	286	T11	\$93,000.00
2002	69	69	69	73	280	T33	43,000.00
2003	70	74	69	70	283	T12	89,375.00
2004	70	70	71	76	287	T36	48,000.00
2005	68	67	71	72	278	T15	87,333.33
2006	67	65	69	69	270	4	345,000.00
2007	70	73	72	78	293	T35	56,500.00
2008	69	71	64	68	272	T2	530,000.00
2009	68	68	69	67	272	3	470,000.00
2010	70	76	69	71	286	T37	62,500.00
2011	74	71	71	75	291	T49	50,500.00
2013	72	70	72	73	287	T35	68,500.00
2014	78	77	75	76	306	T62	47,000.00
2015	70	73	76	69	288	T12	123,000.00
2017	77	71	70	71	289	T58	48,500.00
<b>Total</b>							<b>\$2,162,208.33</b>

## Gallacher, Stephen (73.67)

Year	1st	2nd	3rd	4th	Total	Finish	Money
2013	74	75	69	74	292	T53	\$50,600.00
2014	75	75	70	69	289	T6	248,333.33
2015	84	72	78	69	303	T66	43,875.00
<b>Total</b>							<b>\$342,808.33</b>

## Garcia, Sergio (70.44)

Year	1st	2nd	3rd	4th	Total	Finish	Money
1999	74	69	69	73	285	T7	\$135,000.00
2000	69	74	74	64	281	T5	157,500.00
2002	69	69	70	62	270	7	155,000.00
2003	65	73	70	75	283	T12	89,375.00
2004	67	72	67	70	276	T4	308,000.00
2005	67	69	67	69	272	T3	353,666.66
2006	69	73	71	69	282	T32	61,000.00
2007	71	70	71	70	282	T3	378,333.33
2008	69	73	69	68	279	T15	86,700.00
2009	72	72	68	70	282	T31	68,500.00
2010	74	72	71	69	286	T37	62,500.00
2012	75	74	68	76	293	T60	42,000.00
2013	66	72	67	69	274	T3	417,500.00
2014	74	76	73	69	292	T16	90,666.67
2015	73	69	71	78	291	T31	72,000.00
2016	73	71	67	74	285	T11	145,000.00
2017	68	71	68	70	277	T12	131,250.00
<b>Total</b>							<b>\$2,753,991.66</b>

## Garrido, Ignacio (70.50)

Year	1st	2nd	3rd	4th	Total	Finish	Money
2003	68	71	69	74	282	T10	\$111,250.00

## Garrigus, Robert (75.00)

Year	1st	2nd	3rd	4th	Total	Finish	Money
2013	75	75	74	76	300	65	\$45,500.00

## Gay, Brian (71.50)

Year	1st	2nd	3rd	4th	Total	Finish	Money
2010	74	69	74	68	285	T30	\$70,000.00
2013	70	76	69	72	287	T35	68,500.00
<b>Total</b>							<b>\$138,500.00</b>

## Geiberger, Brent (74.75)

Year	1st	2nd	3rd	4th	Total	Finish	Money
1999	75	71	68	85	299	T55	\$26,500.00

# Mexico Championship Individual Player Records

## Glover, Lucas (71.33)

Year	1st	2nd	3rd	4th	Total	Finish	Money
2006	69	68	68	71	276	T13	\$98,375.00
2007	73	73	72	72	290	T26	69,500.00
2010	72	72	71	75	290	T56	45,500.00
<b>Total</b>							<b>\$213,375.00</b>

## Gomez, Fabian (75.00)

Year	1st	2nd	3rd	4th	Total	Finish	Money
2016	75	72	78	75	300	58	\$52,000.00

## Goosen, Retief (71.04)

Year	1st	2nd	3rd	4th	Total	Finish	Money
1999	75	69	74	72	290	T25	\$41,750.00
2000	69	75	74	72	290	T35	39,500.00
2002	67	67	68	62	264	2	540,000.00
2003	73	69	67	72	281	T8	137,500.00
2004	68	69	68	72	277	T6	200,000.00
2006	71	70	75	71	287	T45	49,000.00
2007	77	70	78	72	297	T58	41,500.00
2008	71	69	64	68	272	T2	530,000.00
2009	65	76	73	76	290	T66	38,125.00
2010	76	71	73	70	290	T56	45,500.00
2011	69	76	68	73	286	T31	69,500.00
2012	74	71	71	70	286	T45	52,000.00
<b>Total</b>							<b>\$1,784,375.00</b>

## Goydos, Paul (73.75)

Year	1st	2nd	3rd	4th	Total	Finish	Money
2007	74	75	70	76	295	T50	\$45,000.00

## Grace, Branden (72.38)

Year	1st	2nd	3rd	4th	Total	Finish	Money
2012	78	72	64	70	284	T35	\$60,500.00
2013	73	74	72	72	291	T49	54,500.00
2014	75	74	69	77	295	T40	63,500.00
2015	75	74	72	75	296	54	52,000.00
2016	73	73	74	68	288	T23	91,000.00
2017	73	69	68	73	283	T32	70,500.00
<b>Total</b>							<b>\$392,000.00</b>

## Green, Nathan (74.25)

Year	1st	2nd	3rd	4th	Total	Finish	Money
2007	72	71	76	78	297	T58	\$41,500.00

## Green, Richard (71.83)

Year	1st	2nd	3rd	4th	Total	Finish	Money
2004	72	70	72	72	286	T28	\$54,625.00
2005	69	74	76	70	289	T51	40,500.00
2008	74	72	71	70	287	T51	44,750.00
<b>Total</b>							<b>\$139,875.00</b>

## Griffin, Matthew (75.75)

Year	1st	2nd	3rd	4th	Total	Finish	Money
2017	78	77	77	71	303	75	\$43,750.00

## Grillo, Emiliano (72.75)

Year	1st	2nd	3rd	4th	Total	Finish	Money
2016	76	72	72	75	295	T47	\$62,500.00
2017	72	77	69	69	287	T52	52,000.00
<b>Total</b>							<b>\$114,500.00</b>

## Gronberg, Mathias (73.50)

Year	1st	2nd	3rd	4th	Total	Finish	Money
2000	74	70	79	71	294	T42	\$33,000.00

## Haas, Bill (71.56)

Year	1st	2nd	3rd	4th	Total	Finish	Money
2010	71	66	70	71	278	T6	\$214,300.00
2011	74	68	71	73	286	T31	69,500.00
2012	74	70	70	69	283	T29	67,500.00
2013	72	73	72	72	289	T43	60,500.00
2014	73	76	69	71	289	T6	248,333.33
2015	74	73	65	74	286	T7	215,000.00
2016	74	74	72	76	296	T49	60,000.00
2017	70	69	75	69	283	T32	70,500.00
<b>Total</b>							<b>\$1,005,633.33</b>

## Haas, Jay (73.13)

Year	1st	2nd	3rd	4th	Total	Finish	Money
2003	74	72	75	75	296	T54	\$30,000.00
2004	72	71	70	76	289	T43	42,000.00
<b>Total</b>							<b>\$72,000.00</b>

## Haeggman, Joakim (72.75)

Year	1st	2nd	3rd	4th	Total	Finish	Money
2004	71	71	73	76	291	T48	\$40,250.00

## Haig, Anton (73.00)

Year	1st	2nd	3rd	4th	Total	Finish	Money
2007	75	69	74	74	292	T32	\$63,000.00
2008	72	80	73	67	292	T65	38,500.00
<b>Total</b>							<b>\$101,500.00</b>

## Hamilton, Todd (72.38)

Year	1st	2nd	3rd	4th	Total	Finish	Money
2003	78	81	72	71	302	72	\$26,000.00
2004	66	69	69	73	277	T6	200,000.00
<b>Total</b>							<b>\$226,000.00</b>

## Han, Kyi Hla (75.75)

Year	1st	2nd	3rd	4th	Total	Finish	Money
2000	75	74	77	77	303	52	\$27,000.00

## Hansen, Anders (70.60)

Year	1st	2nd	3rd	4th	Total	Finish	Money
2002	71	72	72	74	289	T57	\$28,500.00
2008	67	71	67	73	278	T12	106,166.67
2010	76	70	74	67	287	T45	56,000.00
2011	71	69	68	67	275	T3	465,000.00
2012	70	72	69	72	283	T29	67,500.00
<b>Total</b>							<b>\$723,166.67</b>

## Hansen, Soren (71.00)

Year	1st	2nd	3rd	4th	Total	Finish	Money
2002	75	68	65	74	282	T39	\$37,250.00
2008	77	77	68	72	294	T70	37,000.00
2009	74	69	64	71	278	T13	97,142.86
2010	69	69	71	73	282	T18	89,000.00
<b>Total</b>							<b>\$260,392.86</b>

## Hanson, Peter (71.00)

Year	1st	2nd	3rd	4th	Total	Finish	Money
2008	71	74	73	73	291	T61	\$40,250.00
2009	70	74	72	68	284	T40	58,500.00
2010	74	66	74	70	284	T26	75,500.00
2011	73	73	73	73	292	T55	45,500.00
2012	70	65	69	71	275	T4	362,500.00
2013	67	71	70	70	278	T8	163,750.00
<b>Total</b>							<b>\$746,000.00</b>

## Harrington, Pdraig (70.63)

Year	1st	2nd	3rd	4th	Total	Finish	Money
1999	76	74	70	71	291	T30	\$37,750.00
2000	66	72	73	70	281	T5	157,500.00
2002	69	70	67	69	275	T21	58,000.00
2003	71	73	69	66	279	T6	182,500.00
2004	69	69	66	73	277	T6	200,000.00
2005	74	72	80	73	299	67	33,500.00
2006	64	69	71	73	277	T17	85,000.00
2007	73	70	73	71	287	T19	80,000.00
2009	66	71	71	71	279	T20	80,142.86
2010	70	68	67	72	277	T3	426,666.66
2011	68	71	68	73	280	T10	129,000.00
2013	76	72	68	72	288	T39	64,500.00
<b>Total</b>							<b>\$1,534,559.52</b>

## Hart, Dudley (72.42)

Year	1st	2nd	3rd	4th	Total	Finish	Money
1999	75	68	70	70	283	3	\$300,000.00
2000	72	76	73	76	297	T48	28,750.00
2009	71	75	73	70	289	T61	39,550.00
<b>Total</b>							<b>\$368,300.00</b>

## Hatton, Tyrrell (68.75)

Year	1st	2nd	3rd	4th	Total	Finish	Money
2017	70	67	68	70	275	10	\$166,000.00

# Mexico Championship Individual Player Records

## Havret, Gregory (69.75)

Year	1st	2nd	3rd	4th	Total	Finish	Money
2008	68	74	68	69	279	T15	\$86,700.00

## Hend, Scott (74.58)

Year	1st	2nd	3rd	4th	Total	Finish	Money
2014	72	76	73	71	292	T16	\$90,666.67
2016	75	76	80	79	310	63	49,000.00
2017	76	71	73	73	293	T65	46,125.00
<b>Total</b>							<b>\$185,791.67</b>

## Hendry, Mike (72.50)

Year	1st	2nd	3rd	4th	Total	Finish	Money
2013	72	66	78	77	293	T58	\$48,750.00
2017	71	74	73	69	287	T52	52,000.00
<b>Total</b>							<b>\$100,750.00</b>

## Henley, Russell (73.42)

Year	1st	2nd	3rd	4th	Total	Finish	Money
2013	70	72	70	73	285	T28	\$75,000.00
2014	72	78	75	73	298	T47	57,000.00
2015	74	74	72	78	298	T56	48,000.00
<b>Total</b>							<b>\$180,000.00</b>

## Henning, Nic (72.00)

Year	1st	2nd	3rd	4th	Total	Finish	Money
2000	69	74	73	72	288	T17	\$56,250.00

## Henry, J.J. (72.38)

Year	1st	2nd	3rd	4th	Total	Finish	Money
2006	70	70	70	73	283	37	\$58,000.00
2007	73	74	78	71	296	T55	43,000.00
<b>Total</b>							<b>\$101,000.00</b>

## Hensby, Mark (71.25)

Year	1st	2nd	3rd	4th	Total	Finish	Money
2004	73	73	69	65	280	T11	\$112,500.00
2005	72	74	71	73	290	T56	38,500.00
<b>Total</b>							<b>\$151,000.00</b>

## Herron, Tim (71.56)

Year	1st	2nd	3rd	4th	Total	Finish	Money
1999	71	66	75	75	287	T16	\$70,000.00
2003	66	72	67	71	276	T2	405,000.00
2004	73	75	72	74	294	T54	37,000.00
2006	73	69	71	75	288	T48	46,500.00
<b>Total</b>							<b>\$558,500.00</b>

## Hiratsuka, Tetsuji (73.38)

Year	1st	2nd	3rd	4th	Total	Finish	Money
2006	73	69	71	76	289	T50	\$44,000.00
2012	78	73	70	77	298	70	38,000.00
<b>Total</b>							<b>\$82,000.00</b>

## Ho, S.K. (73.50)

Year	1st	2nd	3rd	4th	Total	Finish	Money
2004	71	76	72	74	293	53	\$38,000.00
2005	72	77	71	75	295	T64	34,750.00
<b>Total</b>							<b>\$72,750.00</b>

## Hoch, Scott (71.94)

Year	1st	2nd	3rd	4th	Total	Finish	Money
1999	69	70	72	74	285	T7	\$135,000.00
2000	67	76	71	74	288	T17	56,250.00
2002	71	68	67	71	277	T23	52,500.00
2003	75	79	75	72	301	T70	26,375.00
<b>Total</b>							<b>\$270,125.00</b>

## Hoffman, Charley (72.00)

Year	1st	2nd	3rd	4th	Total	Finish	Money
2007	75	75	77	72	299	T61	\$40,250.00
2009	68	70	67	73	278	T13	97,142.85
2011	67	75	73	69	284	T24	77,250.00
2015	70	74	72	76	292	T38	65,500.00
2016	68	70	74	75	287	T17	102,166.66
<b>Total</b>							<b>\$382,309.51</b>

## Hoffmann, Morgan (72.25)

Year	1st	2nd	3rd	4th	Total	Finish	Money
2015	73	71	71	74	289	T17	\$97,500.00

## Holman, Nathan (74.50)

Year	1st	2nd	3rd	4th	Total	Finish	Money
2016	82	70	73	73	298	56	\$54,000.00

## Holmes, J.B. (71.20)

Year	1st	2nd	3rd	4th	Total	Finish	Money
2008	69	72	75	68	284	T40	\$52,500.00
2010	69	70	73	70	282	T18	89,000.00
2015	62	73	70	75	280	2	930,000.00
2016	77	72	72	80	301	59	51,000.00
2017	69	68	69	71	277	T12	131,250.00
<b>Total</b>							<b>\$1,253,750.00</b>

## Horschel, Billy (73.83)

Year	1st	2nd	3rd	4th	Total	Finish	Money
2014	77	78	71	73	299	T50	\$54,500.00
2015	72	75	75	72	294	T46	59,000.00
2016	72	71	75	75	293	41	69,000.00
<b>Total</b>							<b>\$182,500.00</b>

## Hosokawa, Kazuhiko (74.50)

Year	1st	2nd	3rd	4th	Total	Finish	Money
1999	73	73	72	80	298	T53	\$27,125.00

## Howell III, Charles (71.42)

Year	1st	2nd	3rd	4th	Total	Finish	Money
2003	76	75	65	70	286	T21	\$60,000.00
2004	74	73	71	78	296	T59	34,250.00
2007	69	71	71	75	286	T16	87,333.33
2008	69	76	72	70	287	T51	44,750.00
2012	70	67	71	72	280	T17	92,000.00
2013	68	71	69	71	279	T12	113,750.00
<b>Total</b>							<b>\$432,083.33</b>

## Howell, David (70.50)

Year	1st	2nd	3rd	4th	Total	Finish	Money
2003	74	75	71	68	288	T28	\$46,071.43
2004	69	69	66	71	275	3	450,000.00
2005	67	67	74	67	275	T6	187,500.00
2006	66	66	71	73	276	T13	98,375.00
2007	74	73	73	76	296	T55	43,000.00
<b>Total</b>							<b>\$824,946.43</b>

## Hughes, Mackenzie (70.75)

Year	1st	2nd	3rd	4th	Total	Finish	Money
2017	70	70	73	70	283	T32	\$70,500.00

## Huh, John (71.25)

Year	1st	2nd	3rd	4th	Total	Finish	Money
2013	71	67	71	76	285	T28	\$75,000.00

## Huston, John (73.00)

Year	1st	2nd	3rd	4th	Total	Finish	Money
1999	72	74	72	74	292	T34	\$36,000.00

## Ikeda, Yuta (72.08)

Year	1st	2nd	3rd	4th	Total	Finish	Money
2010	71	68	74	70	283	T22	\$81,000.00
2011	74	73	74	71	292	T55	45,500.00
2017	75	74	72	69	290	T61	47,250.00
<b>Total</b>							<b>\$173,750.00</b>

## Ilonen, Mikko (72.50)

Year	1st	2nd	3rd	4th	Total	Finish	Money
2015	78	72	67	73	290	T23	\$83,000.00

## Imada, Ryuji (70.88)

Year	1st	2nd	3rd	4th	Total	Finish	Money
2008	68	73	73	69	283	T34	\$57,500.00
2009	70	71	69	74	284	T40	58,500.00
<b>Total</b>							<b>\$116,000.00</b>

## Imano, Yasuharu (70.00)

Year	1st	2nd	3rd	4th	Total	Finish	Money
2005	69	68	72	71	280	T25	\$66,000.00

# Mexico Championship Individual Player Records

## Immelman, Trevor (71.36)

Year	1st	2nd	3rd	4th	Total	Finish	Money
2002	71	71	67	69	278	T27	\$48,500.00
2003	70	77	71	75	293	T44	34,250.00
2004	71	71	72	71	285	T23	65,000.00
2006	68	68	68	70	274	T9	150,000.00
2007	72	68	74	79	293	T35	56,500.00
2008	70	74	70	70	284	T40	52,500.00
2009	74	76	72	69	291	T70	37,375.00
<b>Total</b>							<b>\$444,125.00</b>

## Ishikawa, Ryo (72.25)

Year	1st	2nd	3rd	4th	Total	Finish	Money
2011	65	76	70	78	289	T42	\$59,000.00

## Izawa, Toshi (71.75)

Year	1st	2nd	3rd	4th	Total	Finish	Money
2003	70	74	72	71	287	T25	\$53,000.00

## Jacobson, Freddie (72.50)

Year	1st	2nd	3rd	4th	Total	Finish	Money
2003	75	74	70	69	288	T28	\$46,071.43
2004	74	76	72	74	296	T59	34,250.00
2012	72	76	71	77	296	68	39,000.00
2013	66	69	71	74	280	T16	98,000.00
<b>Total</b>							<b>\$217,321.43</b>

## Jacquelin, Raphael (74.25)

Year	1st	2nd	3rd	4th	Total	Finish	Money
2003	77	80	68	72	297	T59	\$28,625.00

## Jaidee, Thongchai (72.61)

Year	1st	2nd	3rd	4th	Total	Finish	Money
2002	72	74	73	70	289	T57	\$28,500.00
2003	73	72	72	82	299	T66	27,375.00
2004	71	75	71	71	288	T41	44,500.00
2005	73	72	73	74	292	60	37,000.00
2006	71	67	71	65	274	T9	150,000.00
2007	72	74	70	72	288	T23	74,000.00
2010	73	72	73	72	290	T56	45,500.00
2014	73	74	74	68	289	T6	248,333.34
2015	80	73	76	76	305	69	43,250.00
<b>Total</b>							<b>\$698,458.34</b>

## James, Mark (72.50)

Year	1st	2nd	3rd	4th	Total	Finish	Money
1999	69	70	74	77	290	T25	\$41,750.00

## Jamieson, Scott (70.75)

Year	1st	2nd	3rd	4th	Total	Finish	Money
2013	70	69	72	72	283	T23	\$83,000.00

## Jeffress, Steven (75.00)

Year	1st	2nd	3rd	4th	Total	Finish	Money
2015	75	74	78	73	300	T62	\$44,750.00

## Jeong, Yeon Jin (76.25)

Year	1st	2nd	3rd	4th	Total	Finish	Money
2014	75	75	78	77	305	T60	\$48,250.00

## Jimenez, Miguel (71.85)

Year	1st	2nd	3rd	4th	Total	Finish	Money
1999	72	68	69	69	278	2	\$400,000.00
2000	74	73	70	72	289	T25	46,500.00
2004	67	68	75	73	283	T16	79,000.00
2005	69	70	73	73	285	T41	48,500.00
2008	65	74	71	71	281	T26	66,500.00
2009	69	72	76	78	295	75	36,250.00
2010	73	75	73	73	294	T63	41,250.00
2011	71	72	73	76	292	T55	45,500.00
2012	69	71	73	73	286	T45	52,000.00
2014	70	77	69	75	291	T13	110,000.00
<b>Total</b>							<b>\$925,500.00</b>

## Jobe, Brandt (70.00)

Year	1st	2nd	3rd	4th	Total	Finish	Money
2005	68	71	71	70	280	T25	\$66,000.00

## Johnson, Dustin (70.36)

Year	1st	2nd	3rd	4th	Total	Finish	Money
2009	70	66	71	76	283	T35	\$64,000.00
2010	69	72	76	73	290	T56	45,500.00
2011	69	69	65	71	274	2	850,000.00
2012	75	68	73	68	284	T35	60,500.00
2013	68	69	70	72	279	T12	113,750.00
2014	69	74	73	72	288	T4	395,000.00
2015	68	73	69	69	279	1	1,570,000.00
2016	72	64	71	79	286	T14	120,000.00
2017	70	66	66	68	270	1	1,660,000.00
<b>Total</b>							<b>\$4,878,750.00</b>

## Johnson, Zach (71.59)

Year	1st	2nd	3rd	4th	Total	Finish	Money
2004	68	71	69	71	279	10	\$135,000.00
2005	68	69	74	75	286	T43	46,000.00
2006	70	71	73	73	287	T45	49,000.00
2007	72	68	73	71	284	T9	157,500.00
2008	69	72	67	68	276	T9	147,500.00
2009	70	72	72	72	286	T53	46,000.00
2010	76	70	71	69	286	T37	62,500.00
2011	72	75	68	69	284	T24	77,250.00
2012	70	68	67	75	280	T17	92,000.00
2013	71	67	77	75	290	T47	57,500.00
2014	70	75	71	76	292	T16	90,666.66
2015	76	73	73	73	295	T49	55,000.00
2016	71	73	71	80	295	T47	62,500.00
2017	75	69	70	75	289	T58	48,500.00
<b>Total</b>							<b>\$1,126,916.66</b>

## Jones, Brendan (71.00)

Year	1st	2nd	3rd	4th	Total	Finish	Money
2008	76	75	66	67	284	T40	\$52,500.00

## Kaplan, Richard (76.50)

Year	1st	2nd	3rd	4th	Total	Finish	Money
1999	78	75	73	80	306	61	\$25,250.00

## Karlsson, Robert (71.44)

Year	1st	2nd	3rd	4th	Total	Finish	Money
1999	74	68	74	82	298	T53	\$27,125.00
2006	67	76	72	64	279	21	80,000.00
2007	74	74	68	69	285	T11	111,000.00
2008	68	70	70	74	282	T30	62,500.00
2009	71	70	72	69	282	T31	68,500.00
2010	78	70	73	72	293	62	42,000.00
2011	69	73	71	73	286	T31	69,500.00
2012	75	68	70	68	281	T20	85,000.00
<b>Total</b>							<b>\$545,625.00</b>

## Katayama, Shingo (74.63)

Year	1st	2nd	3rd	4th	Total	Finish	Money
2004	79	76	76	75	306	67	\$31,000.00
2007	81	78	74	75	308	72	35,500.00
2008	75	76	72	72	295	T73	36,375.00
2009	70	70	72	73	285	T46	52,000.00
<b>Total</b>							<b>\$154,875.00</b>

## Kaufman, Smylie (70.75)

Year	1st	2nd	3rd	4th	Total	Finish	Money
2016	71	70	71	71	283	T8	\$197,500.00

## Kaye, Jonathan (72.63)

Year	1st	2nd	3rd	4th	Total	Finish	Money
2003	73	69	73	70	285	20	\$65,000.00
2004	70	73	73	80	296	T59	34,250.00
<b>Total</b>							<b>\$99,250.00</b>

# Mexico Championship Individual Player Records

## Kaymer, Martin (71.80)

Year	1st	2nd	3rd	4th	Total	Finish	Money
2008	68	74	73	73	288	T57	\$42,250.00
2009	73	68	70	72	283	T35	64,000.00
2010	70	72	66	69	277	T3	426,666.67
2011	66	70	74	74	284	T24	77,250.00
2012	73	64	70	74	281	T20	85,000.00
2013	76	68	73	74	291	T49	54,500.00
2014	75	80	73	75	303	T58	49,250.00
2015	71	76	71	73	291	T31	72,000.00
2016	76	71	71	76	294	T42	66,000.00
2017	70	67	75	68	280	T23	86,000.00
<b>Total</b>							<b>\$1,022,916.67</b>

## Kelly, Jerry (70.31)

Year	1st	2nd	3rd	4th	Total	Finish	Money
2002	67	65	70	66	268	T4	\$235,000.00
2003	70	72	69	75	286	T21	60,000.00
2004	69	73	69	72	283	T16	79,000.00
2010	70	72	73	73	288	T50	50,500.00
<b>Total</b>							<b>\$424,500.00</b>

## Kim, Anthony (72.00)

Year	1st	2nd	3rd	4th	Total	Finish	Money
2009	71	69	72	75	287	58	\$43,000.00
2010	71	73	71	68	283	T22	81,000.00
2011	80	74	68	72	294	60	42,500.00
<b>Total</b>							<b>\$166,500.00</b>

## Kim, Hyung-Sung (73.50)

Year	1st	2nd	3rd	4th	Total	Finish	Money
2014	72	74	74	74	294	T34	\$68,500.00

## Kim, K.T. (73.69)

Year	1st	2nd	3rd	4th	Total	Finish	Money
2011	73	70	73	75	291	T49	\$50,500.00
2012	74	72	70	72	288	T51	46,875.00
2016	71	74	75	74	294	T42	66,000.00
2017	78	75	76	77	306	76	43,500.00
<b>Total</b>							<b>\$206,875.00</b>

## Kim, Si Woo (74.75)

Year	1st	2nd	3rd	4th	Total	Finish	Money
2017	71	75	77	76	299	T72	\$44,250.00

## Kingston, James (71.63)

Year	1st	2nd	3rd	4th	Total	Finish	Money
2008	74	75	68	77	294	T70	\$37,000.00
2009	66	74	67	72	279	T20	80,142.85
<b>Total</b>							<b>\$117,142.85</b>

## Kirk, Chris (74.13)

Year	1st	2nd	3rd	4th	Total	Finish	Money
2014	75	71	76	73	295	T40	\$63,500.00
2015	76	77	73	72	298	T56	48,000.00
<b>Total</b>							<b>\$111,500.00</b>

## Kisner, Kevin (70.50)

Year	1st	2nd	3rd	4th	Total	Finish	Money
2016	75	69	72	72	288	T23	\$91,000.00
2017	72	68	68	68	276	11	154,000.00
<b>Total</b>							<b>\$245,000.00</b>

## Kjeldsen, Soren (71.42)

Year	1st	2nd	3rd	4th	Total	Finish	Money
2003	70	75	74	78	297	T59	\$28,625.00
2008	69	71	71	66	277	11	125,000.00
2009	70	66	69	71	276	T7	192,500.00
2010	74	78	73	66	291	60	43,000.00
2016	72	72	74	72	290	T28	79,428.57
2017	75	71	71	66	283	T32	70,500.00
<b>Total</b>							<b>\$539,053.57</b>

## Knox, Russell (73.13)

Year	1st	2nd	3rd	4th	Total	Finish	Money
2016	71	71	72	75	289	27	\$86,000.00
2017	73	74	68	81	296	70	45,000.00
<b>Total</b>							<b>\$131,000.00</b>

## Koepka, Brooks (71.92)

Year	1st	2nd	3rd	4th	Total	Finish	Money
2015	69	74	73	73	289	T17	\$97,500.00
2016	71	71	74	72	288	T23	91,000.00
2017	76	69	68	73	286	T48	55,500.00
<b>Total</b>							<b>\$244,000.00</b>

## Kruger, Jbe' (72.50)

Year	1st	2nd	3rd	4th	Total	Finish	Money
2012	72	71	73	74	290	T57	\$44,250.00

## Kuboya, Kenichi (74.50)

Year	1st	2nd	3rd	4th	Total	Finish	Money
2002	77	72	73	76	298	64	\$25,500.00

## Kuchar, Matt (70.84)

Year	1st	2nd	3rd	4th	Total	Finish	Money
2010	71	71	67	68	277	T3	\$426,666.67
2011	68	69	68	71	276	5	350,000.00
2012	72	67	66	72	277	T8	165,000.00
2013	72	72	72	71	287	T35	68,500.00
2014	69	74	74	74	291	T13	110,000.00
2015	73	75	70	72	290	T23	83,000.00
2016	70	78	70	72	290	T28	79,428.57
2017	68	71	67	73	279	T20	91,333.33
<b>Total</b>							<b>\$1,373,928.57</b>

## Lahiri, Anirban (74.63)

Year	1st	2nd	3rd	4th	Total	Finish	Money
2015	80	76	74	77	307	T71	\$42,625.00
2016	70	70	71	79	290	T28	79,428.57
<b>Total</b>							<b>\$122,053.57</b>

## Laird, Martin (70.25)

Year	1st	2nd	3rd	4th	Total	Finish	Money
2011	67	70	70	73	280	T10	\$129,000.00
2012	72	73	66	71	282	T24	76,000.00
<b>Total</b>							<b>\$205,000.00</b>

## Lane, Barry (71.25)

Year	1st	2nd	3rd	4th	Total	Finish	Money
2004	69	72	72	72	285	T23	\$65,000.00

## Langer, Bernhard (72.25)

Year	1st	2nd	3rd	4th	Total	Finish	Money
1999	71	70	80	76	297	T48	\$28,500.00
2000	75	69	76	70	290	T35	39,500.00
2002	72	68	70	70	280	T33	43,000.00
<b>Total</b>							<b>\$111,000.00</b>

## Langham, Franklin (72.00)

Year	1st	2nd	3rd	4th	Total	Finish	Money
2000	68	74	76	70	288	T17	\$56,250.00

## Larrazabal, Pablo (74.42)

Year	1st	2nd	3rd	4th	Total	Finish	Money
2009	76	71	75	77	299	79	\$35,250.00
2012	76	73	71	75	295	T66	39,750.00
2017	73	73	75	78	299	T72	44,250.00
<b>Total</b>							<b>\$119,250.00</b>

## Lawrie, Paul (72.81)

Year	1st	2nd	3rd	4th	Total	Finish	Money
1999	76	68	76	73	293	T37	\$34,500.00
2002	71	70	74	71	286	T54	30,000.00
2012	70	74	72	77	293	T60	42,000.00
2013	78	73	72	70	293	T58	48,750.00
<b>Total</b>							<b>\$155,250.00</b>

## Laycock, Scott (72.50)

Year	1st	2nd	3rd	4th	Total	Finish	Money
2002	74	72	72	72	290	60	\$27,500.00

## Leaney, Stephen (71.75)

Year	1st	2nd	3rd	4th	Total	Finish	Money
2002	69	67	71	70	277	T23	\$52,500.00
2004	73	75	71	78	297	63	33,000.00
<b>Total</b>							<b>\$85,500.00</b>



# Mexico Championship Individual Player Records

## Lee, Danny (73.50)

Year	1st	2nd	3rd	4th	Total	Finish	Money
2016	71	71	72	80	294	T42	\$66,000.00

## Lehman, Tom (72.08)

Year	1st	2nd	3rd	4th	Total	Finish	Money
1999	72	67	71	80	290	T25	\$41,750.00
2002	73	72	67	70	282	T39	37,250.00
2005	73	74	72	74	293	61	36,500.00
<b>Total</b>							<b>\$115,500.00</b>

## Leishman, Marc (73.00)

Year	1st	2nd	3rd	4th	Total	Finish	Money
2010	78	73	71	72	294	T63	\$41,250.00
2016	73	73	69	75	290	T28	79,428.57
<b>Total</b>							<b>\$120,678.57</b>

## Leonard, Justin (70.75)

Year	1st	2nd	3rd	4th	Total	Finish	Money
1999	71	67	72	76	286	T11	\$93,000.00
2000	72	74	69	74	289	T25	46,500.00
2002	68	68	69	68	273	T11	84,250.00
2004	68	68	77	73	286	T28	54,625.00
2005	75	72	71	69	287	T46	43,250.00
2008	69	74	70	70	283	T34	57,500.00
2009	69	69	68	71	277	T9	142,500.00
<b>Total</b>							<b>\$521,625.00</b>

## Levet, Thomas (71.50)

Year	1st	2nd	3rd	4th	Total	Finish	Money
2004	73	71	73	69	286	T28	\$54,625.00

## Levy, Alexander (73.00)

Year	1st	2nd	3rd	4th	Total	Finish	Money
2015	68	73	79	72	292	T38	\$65,500.00

## Lewis, J.L. (74.25)

Year	1st	2nd	3rd	4th	Total	Finish	Money
2003	72	74	77	74	297	T59	\$28,625.00

## Zhang, Lian-wei (76.75)

Year	1st	2nd	3rd	4th	Total	Finish	Money
2004	75	77	76	79	307	68	\$30,500.00

## Liang, Wen-Chong (72.25)

Year	1st	2nd	3rd	4th	Total	Finish	Money
2008	74	74	71	74	293	T68	\$37,625.00
2010	72	69	71	73	285	T30	70,000.00
<b>Total</b>							<b>\$107,625.00</b>

## Lin, Wen-Tang (72.50)

Year	1st	2nd	3rd	4th	Total	Finish	Money
2009	75	70	70	75	290	T66	\$38,125.00

## Lingmerth, David (74.00)

Year	1st	2nd	3rd	4th	Total	Finish	Money
2016	74	72	75	75	296	T49	\$60,000.00

## Lipsky, David (73.88)

Year	1st	2nd	3rd	4th	Total	Finish	Money
2015	74	73	76	77	300	T62	\$44,750.00
2017	73	73	75	70	291	T63	46,625.00
<b>Total</b>							<b>\$91,375.00</b>

## Lonard, Peter (71.56)

Year	1st	2nd	3rd	4th	Total	Finish	Money
2002	71	69	72	74	286	T54	\$30,000.00
2003	75	74	70	71	290	37	40,000.00
2004	69	70	70	76	285	T23	65,000.00
2005	73	71	69	71	284	T37	51,500.00
<b>Total</b>							<b>\$186,500.00</b>

## Love III, Davis (71.11)

Year	1st	2nd	3rd	4th	Total	Finish	Money
1999	74	70	73	70	287	T16	\$70,000.00
2002	69	67	68	67	271	8	130,000.00
2003	74	77	70	71	292	T40	36,250.00
2004	74	69	69	76	288	T41	44,500.00
2005	71	68	71	67	277	T11	115,000.00
2007	74	73	77	77	294	W/D	
2009	70	71	70	70	281	T28	72,000.00
<b>Total</b>							<b>\$467,750.00</b>

## Lowery, Steve (68.50)

Year	1st	2nd	3rd	4th	Total	Finish	Money
2002	66	67	69	72	274	T15	\$65,000.00

## Lowry, Shane (72.63)

Year	1st	2nd	3rd	4th	Total	Finish	Money
2015	71	74	70	74	289	T17	\$97,500.00
2016	71	73	75	73	292	T35	72,500.00
<b>Total</b>							<b>\$170,000.00</b>

## Luiten, Joost (72.17)

Year	1st	2nd	3rd	4th	Total	Finish	Money
2014	76	72	71	72	291	T13	\$110,000.00
2015	79	69	73	73	294	T46	59,000.00
2017	71	67	71	72	281	T25	81,000.00
<b>Total</b>							<b>\$250,000.00</b>

## Lynn, David (72.00)

Year	1st	2nd	3rd	4th	Total	Finish	Money
2013	71	70	76	71	288	T39	\$64,500.00

## Maggert, Jeff (73.63)

Year	1st	2nd	3rd	4th	Total	Finish	Money
1999	70	74	79	74	297	T48	\$28,500.00
2000	72	71	75	74	292	39	37,000.00
<b>Total</b>							<b>\$65,500.00</b>

## Mahan, Hunter (71.66)

Year	1st	2nd	3rd	4th	Total	Finish	Money
2008	72	72	71	70	285	T44	\$48,875.00
2009	71	74	68	73	286	T53	46,000.00
2010	72	70	69	74	285	T30	70,000.00
2011	64	71	71	73	279	9	175,000.00
2012	71	72	66	73	282	T24	76,000.00
2013	67	72	71	74	284	T25	79,000.00
2014	69	74	71	76	290	T9	151,250.00
2015	75	79	74	74	302	65	44,250.00
<b>Total</b>							<b>\$690,375.00</b>

## Manassero, Matteo (73.50)

Year	1st	2nd	3rd	4th	Total	Finish	Money
2013	71	71	75	66	283	T23	\$83,000.00
2014	76	76	74	79	305	T60	48,250.00
<b>Total</b>							<b>\$131,250.00</b>

## Marino, Steve (73.75)

Year	1st	2nd	3rd	4th	Total	Finish	Money
2010	75	71	77	72	295	T65	\$40,625.00

## Marksaeng, Prayad (69.50)

Year	1st	2nd	3rd	4th	Total	Finish	Money
2009	65	70	72	71	278	T13	\$97,142.86

## Maruyama, Shigeki (71.77)

Year	1st	2nd	3rd	4th	Total	Finish	Money
2000	71	77	78	72	298	T50	\$27,750.00
2002	75				75	W/D	
2004	70	70	73	70	283	T16	79,000.00
2005	74	69	67	67	277	T11	115,000.00
<b>Total</b>							<b>\$221,750.00</b>

## Matsuyama, Hideki (72.31)

Year	1st	2nd	3rd	4th	Total	Finish	Money
2014	72	77	71	74	294	T34	\$68,500.00
2015	76	72	72	70	290	T23	83,000.00
2016	70	81	68	73	292	T35	72,500.00
2017	72	72	66	71	281	T25	81,000.00
<b>Total</b>							<b>\$305,000.00</b>

## Mattiace, Len (72.50)

Year	1st	2nd	3rd	4th	Total	Finish	Money
2002	70	73	69	72	284	T46	\$34,000.00
2003	70	74	74	78	296	T54	30,000.00
<b>Total</b>							<b>\$64,000.00</b>

## May, Bob (71.63)

Year	1st	2nd	3rd	4th	Total	Finish	Money
1999	77	69	74	69	289	T20	\$52,800.00
2000	71	69	72	72	284	T11	87,166.67
<b>Total</b>							<b>\$139,966.67</b>

# Mexico Championship Individual Player Records

## Mayfair, Billy (72.25)

Year	1st	2nd	3rd	4th	Total	Finish	Money
2005	69	67	73	71	280	T25	\$66,000.00
2009	75	72	75	76	298	T77	35,625.00
<b>Total</b>							<b>\$101,625.00</b>

## McCarron, Scott (67.25)

Year	1st	2nd	3rd	4th	Total	Finish	Money
2002	71	67	64	67	269	6	\$180,000.00

## McDowell, Graeme (71.32)

Year	1st	2nd	3rd	4th	Total	Finish	Money
2004	73	70	75	71	289	T43	\$42,000.00
2005	69	70	68	68	275	T6	187,500.00
2008	72	71	70	73	286	T48	47,000.00
2009	73	74	70	73	290	T66	38,125.00
2010	74	68	70	66	278	T6	214,300.00
2011	70	73	71	75	289	T42	59,000.00
2012	75	67	67	70	279	T13	101,000.00
2013	66	67	69	72	274	T3	417,500.00
2014	73	71	73	73	290	T9	151,250.00
2015	73	73	75	77	298	T56	48,000.00
2016	74	71	70	75	290	T28	79,428.57
<b>Total</b>							<b>\$1,385,103.57</b>

## McGinley, Paul (71.58)

Year	1st	2nd	3rd	4th	Total	Finish	Money
2000	70	77	70	73	290	T35	\$39,500.00
2004	70	75	71	70	286	T28	54,625.00
2005	73	65	72	73	283	T35	54,500.00
<b>Total</b>							<b>\$148,625.00</b>

## McGirt, William (70.50)

Year	1st	2nd	3rd	4th	Total	Finish	Money
2017	72	67	71	72	282	T28	\$75,625.00

## McGowan, Ross (71.25)

Year	1st	2nd	3rd	4th	Total	Finish	Money
2010	76	71	70	68	285	T30	\$70,000.00

## McIlroy, Rory (70.50)

Year	1st	2nd	3rd	4th	Total	Finish	Money
2009	68	66	72	73	279	T20	\$80,142.85
2010	76	73	73	73	295	T65	40,625.00
2011	68	69	69	74	280	T10	129,000.00
2012	73	69	65	67	274	3	516,000.00
2013	73	69	71	65	278	T8	163,750.00
2014	70	74	75	74	293	T25	76,000.00
2015	73	70	72	72	287	T9	163,333.33
2016	71	65	68	74	278	T3	483,000.00
2017	68	65	70	71	274	T7	211,666.66
<b>Total</b>							<b>\$1,863,517.84</b>

## McLardy, Andrew (72.25)

Year	1st	2nd	3rd	4th	Total	Finish	Money
2004	73	73	70	76	292	T50	\$39,000.00
2008	74	74	70	68	286	T48	47,000.00
<b>Total</b>							<b>\$86,000.00</b>

## Mediate, Rocco (70.70)

Year	1st	2nd	3rd	4th	Total	Finish	Money
2000	71	78			149	W/D	
2002	69	67	67	71	274	T15	\$65,000.00
2003	66	72	73	73	284	T16	71,000.00
<b>Total</b>							<b>\$136,000.00</b>

## Meesawat, Prom (76.00)

Year	1st	2nd	3rd	4th	Total	Finish	Money
2007	74	71	82	77	304	T68	\$36,750.00

## Merrick, John (73.75)

Year	1st	2nd	3rd	4th	Total	Finish	Money
2013	75	72	72	76	295	T60	\$47,500.00

## Micheel, Shaun (73.25)

Year	1st	2nd	3rd	4th	Total	Finish	Money
2003	72	75	71	75	293	T44	\$34,250.00

## Mickelson, Phil (70.80)

Year	1st	2nd	3rd	4th	Total	Finish	Money
1999	69	71	77	78	295	T40	\$32,250.00
2002	70	72	71	64	277	T23	52,500.00
2003	73	77	70	71	291	T38	38,500.00
2005	71	69	73	68	281	T29	60,000.00
2007	77	72	70	69	288	T23	74,000.00
2008	67	74	70	69	280	T20	75,000.00
2009	65	66	69	69	269	1	1,400,000.00
2010	71	69	72	68	280	T14	107,500.00
2011	73	71	72	76	292	T55	45,500.00
2012	72	71	71	71	285	T43	55,500.00
2013	67	67	69	71	274	T3	417,500.00
2014	74	75	69	74	292	T16	90,666.66
2015	74	74	71	72	291	T31	72,000.00
2016	67	72	70	70	279	5	342,000.00
2017	67	68	68	71	274	T7	211,666.67
<b>Total</b>							<b>\$3,074,583.33</b>

## Miyazato, Yusaku (75.75)

Year	1st	2nd	3rd	4th	Total	Finish	Money
2016	76	73	74	80	303	T61	\$49,750.00

## Molinari, Edoardo (72.50)

Year	1st	2nd	3rd	4th	Total	Finish	Money
2010	72	74	72	74	292	61	\$42,500.00
2011	71	73	70	74	288	T39	62,000.00
<b>Total</b>							<b>\$104,500.00</b>

## Molinari, Francesco (70.46)

Year	1st	2nd	3rd	4th	Total	Finish	Money
2010	69	71	72	68	280	T14	\$107,500.00
2011	68	68	70	69	275	T3	465,000.00
2012	75	68	71	65	279	T13	101,000.00
2013	78	66	72	69	285	T28	75,000.00
2014	69	75	76	73	293	T25	76,000.00
2017	71	72	70	66	279	T20	91,333.34
<b>Total</b>							<b>\$915,833.34</b>

## Montgomerie, Colin (71.78)

Year	1st	2nd	3rd	4th	Total	Finish	Money
1999	70	72	72	75	289	T20	\$52,800.00
2000	75	67	73	74	289	T25	46,500.00
2002	72	70	69	68	279	T31	45,500.00
2003	74	75	70	76	295	T51	31,083.33
2005	64	69	69	70	272	T3	353,666.66
2006	72	67	69	77	285	T41	52,500.00
2007	76	72	73	75	296	T55	43,000.00
2008	75	74	70	73	292	T65	38,500.00
<b>Total</b>							<b>\$663,549.99</b>

## Moore, Ryan (71.85)

Year	1st	2nd	3rd	4th	Total	Finish	Money
2011	70	74	70	69	283	T22	\$83,000.00
2013	73	71	72	76	292	T53	50,600.00
2014	70	79	69	75	293	T25	76,000.00
2015	66	71	74	76	287	T9	163,333.33
2017	67	73	69	73	282	T28	75,625.00
<b>Total</b>							<b>\$448,558.33</b>

## Moseley, Jarrod (72.50)

Year	1st	2nd	3rd	4th	Total	Finish	Money
1999	76	69	72	73	290	T25	\$41,750.00

## Mulroy, Garth (71.00)

Year	1st	2nd	3rd	4th	Total	Finish	Money
2009	70	70	72	73	285	T46	\$52,000.00
2012	73	71	69	70	283	T29	67,500.00
<b>Total</b>							<b>\$119,500.00</b>

## Na, Kevin (72.05)

Year	1st	2nd	3rd	4th	Total	Finish	Money
2010	78	70	70	70	288	T50	\$50,500.00
2011	74	75	69	69	287	T35	65,500.00
2015	74	71	71	71	287	T9	163,333.34
2016	72	72	75	73	292	T35	72,500.00
2017	75	70	70	72	287	T52	52,000.00
<b>Total</b>							<b>\$403,833.34</b>

# Mexico Championship Individual Player Records

## Nirat, Chapchai (72.75)

Year	1st	2nd	3rd	4th	Total	Finish	Money
2008	70	70	74	77	291	T61	\$40,250.00

## Noh, Seung-Yul (73.25)

Year	1st	2nd	3rd	4th	Total	Finish	Money
2011	72	70	79	72	293	59	\$43,000.00

## Noren, Alex (72.81)

Year	1st	2nd	3rd	4th	Total	Finish	Money
2012	74	75	72	76	297	69	\$38,500.00
2013	69	70	72	71	282	T20	88,000.00
2015	73	77	74	74	298	T56	48,000.00
2017	76	71	72	69	288	T55	50,000.00
<b>Total</b>							<b>\$224,500.00</b>

## O'Hair, Sean (71.59)

Year	1st	2nd	3rd	4th	Total	Finish	Money
2005	68	67	71	77	283	T35	\$54,500.00
2006	70	75	71	75	291	T54	40,500.00
2008	73	75			148	W/D	
2009	67	70	74	67	278	T13	97,142.86
2010	71	71	74	66	282	T18	89,000.00
2017	71	71	75	76	293	T65	46,125.00
<b>Total</b>							<b>\$327,267.86</b>

## O'Hern, Nick (70.75)

Year	1st	2nd	3rd	4th	Total	Finish	Money
2004	68	73	75	70	286	T28	\$54,625.00
2005	75	69	71	75	290	T56	38,500.00
2006	67	69	75	70	281	T26	66,666.67
2007	72	72	66	73	283	T6	212,500.00
2008	67	75	67	66	275	T6	198,333.33
<b>Total</b>							<b>\$570,625.00</b>

## O'Malley, Peter (72.75)

Year	1st	2nd	3rd	4th	Total	Finish	Money
2002	75	73	71	70	289	T57	\$28,500.00
2003	69	74	70	80	293	T44	34,250.00
<b>Total</b>							<b>\$62,750.00</b>

## Oberholser, Arron (71.33)

Year	1st	2nd	3rd	4th	Total	Finish	Money
2006	69	72	66	68	275	12	\$120,000.00
2007	74	76	71	73	294	T45	49,000.00
2008	72	70	72	73	287	T51	44,750.00
<b>Total</b>							<b>\$213,750.00</b>

## Oda, Koumei (76.00)

Year	1st	2nd	3rd	4th	Total	Finish	Money
2015	74	78	73	79	304	68	\$43,500.00

## Ogilvie, Joe (72.00)

Year	1st	2nd	3rd	4th	Total	Finish	Money
2005	71	74	68	75	288	50	\$42,000.00

## Ogilvy, Geoff (71.66)

Year	1st	2nd	3rd	4th	Total	Finish	Money
2007	72	69	71	70	282	T3	\$378,333.33
2008	65	67	68	71	271	1	1,350,000.00
2009	73	69	70	72	284	T40	58,500.00
2010	72	71	75	69	287	T45	56,000.00
2011	76	73	72	70	291	T49	50,500.00
2012	73	73	70	73	289	T55	45,250.00
2013	69	74	73	74	290	T47	57,500.00
2015	74	76	74	75	299	61	45,500.00
<b>Total</b>							<b>\$2,041,583.33</b>

## Olazabal, Jose Maria (71.29)

Year	1st	2nd	3rd	4th	Total	Finish	Money
1999	73	69	69	75	286	T11	\$93,000.00
2000	70	76	69	73	288	T17	56,250.00
2002	68	72	69	69	278	T27	48,500.00
2005	72	72	76	69	289	T51	40,500.00
2006	70	67	71	69	277	T17	85,000.00
2007	69	80	72	72	293	T35	56,500.00
<b>Total</b>							<b>\$379,750.00</b>

## Olesen, Thorbjorn (72.88)

Year	1st	2nd	3rd	4th	Total	Finish	Money
2013	75	75	70	72	292	T53	\$50,600.00
2017	73	77	68	73	291	T63	46,625.00
<b>Total</b>							<b>\$97,225.00</b>

## Oosthuizen, Louis (71.86)

Year	1st	2nd	3rd	4th	Total	Finish	Money
2006	71	70	72	69	282	T32	\$61,000.00
2007	74	75	77	69	295	T50	45,000.00
2008	74	72	70	77	293	T68	37,625.00
2009	67	69	73	70	279	T20	80,142.86
2011	71	73	67	71	282	T18	89,000.00
2012	77	70	74	72	293	T60	42,000.00
2013	70	75	69	72	286	T33	71,500.00
2014	72	78	71	74	295	T40	63,500.00
2015	71	74	67	73	285	6	270,000.00
2016	74	70	69	73	286	T14	120,000.00
2017	73	72	73	68	286	T48	55,500.00
<b>Total</b>							<b>\$935,267.86</b>

## Orr, Gary (72.25)

Year	1st	2nd	3rd	4th	Total	Finish	Money
2000	71	74	73	71	289	T25	\$46,500.00

## Otto, Hennie (73.42)

Year	1st	2nd	3rd	4th	Total	Finish	Money
2003	76	73	73	72	294	T48	\$32,500.00
2007	74	73	74	79	300	T63	39,250.00
2012	73	66	71	77	287	50	49,000.00
<b>Total</b>							<b>\$120,750.00</b>

## Overton, Jeff (74.50)

Year	1st	2nd	3rd	4th	Total	Finish	Money
2011	75	77	73	73	298	66	\$39,750.00

## Ozaki, Naomichi (73.13)

Year	1st	2nd	3rd	4th	Total	Finish	Money
1999	76	71	69	79	295	T40	\$32,250.00
2000	72	76	71	71	290	T35	39,500.00
<b>Total</b>							<b>\$71,750.00</b>

## Pagunsan, Jovic (71.00)

Year	1st	2nd	3rd	4th	Total	Finish	Money
2012	69	71	72	72	284	T35	\$60,500.00

## Palmer, Ryan (72.17)

Year	1st	2nd	3rd	4th	Total	Finish	Money
2010	79	68	72	68	287	T45	\$56,000.00
2011	73	73	68	77	291	T49	50,500.00
2015	71	70	74	73	288	T12	123,000.00
<b>Total</b>							<b>\$229,500.00</b>

## Pampling, Rod (71.50)

Year	1st	2nd	3rd	4th	Total	Finish	Money
1999	71	74	69	79	293	T37	\$34,500.00
2005	67	71	76	71	285	T41	48,500.00
2006	70	69	72	73	284	T38	56,000.00
2007	70	69	74	78	291	T28	66,500.00
2009	66	69	71	71	277	T9	142,500.00
<b>Total</b>							<b>\$348,000.00</b>

## Parnevik, Jesper (75.00)

Year	1st	2nd	3rd	4th	Total	Finish	Money
2000	72	76	77		225	W/D	

## Parry, Craig (72.90)

Year	1st	2nd	3rd	4th	Total	Finish	Money
1999	72	73	71	73	289	T20	\$52,800.00
2002	68	71	74	72	285	T49	32,000.00
2003	76	72	75	73	296	T54	30,000.00
2006	74	74	70	75	293	58	37,000.00
2008	73	75	72	75	295	T73	36,375.00
<b>Total</b>							<b>\$188,175.00</b>

## Parsons, Lucas (73.75)

Year	1st	2nd	3rd	4th	Total	Finish	Money
2000	78	72	75	70	295	T45	\$30,166.67

# Mexico Championship Individual Player Records

## Pate, Steve (74.00)

Year	1st	2nd	3rd	4th	Total	Finish	Money
1999	72	74	72	78	296	T46	\$30,250.00

## Paulson, Dennis (73.00)

Year	1st	2nd	3rd	4th	Total	Finish	Money
1999	76	71	68	74	289	T20	\$52,800.00
2000	75	71	72	77	295	T45	30,166.67
<b>Total</b>							<b>\$82,966.67</b>

## Perez, Pat (70.88)

Year	1st	2nd	3rd	4th	Total	Finish	Money
2009	70	68	72	73	283	T35	\$64,000.00
2017	68	71	74	71	284	T38	64,000.00
<b>Total</b>							<b>\$128,000.00</b>

## Perks, Craig (72.75)

Year	1st	2nd	3rd	4th	Total	Finish	Money
2002	74	74	75	68	291	61	\$27,000.00

## Pernice Jr., Tom (71.63)

Year	1st	2nd	3rd	4th	Total	Finish	Money
2006	69	70	71	78	288	T48	\$46,500.00
2007	71	70	70	74	285	T11	111,000.00
<b>Total</b>							<b>\$157,500.00</b>

## Perry, Chris (71.38)

Year	1st	2nd	3rd	4th	Total	Finish	Money
1999	70	67	72	76	285	T7	\$135,000.00
2000	68	72	75	71	286	16	64,000.00
<b>Total</b>							<b>\$199,000.00</b>

## Perry, Kenny (70.50)

Year	1st	2nd	3rd	4th	Total	Finish	Money
2002	68	71	68	69	276	22	\$56,000.00
2003	70	74	70	74	288	T28	46,071.43
2005	76	69	69	68	282	T32	57,000.00
2009	70	64	71	72	277	T9	142,500.00
2010	73	74	68	72	287	T45	56,000.00
<b>Total</b>							<b>\$357,571.43</b>

## Pettersson, Carl (71.50)

Year	1st	2nd	3rd	4th	Total	Finish	Money
2002	72	72	68	74	286	T54	\$30,000.00
2006	69	70	67	71	277	T17	85,000.00
2007	72	72	74	75	293	T35	56,500.00
2009	74	69	69	71	283	T35	64,000.00
2013	71	75	71	74	291	T49	54,500.00
<b>Total</b>							<b>\$290,000.00</b>

## Piercy, Scott (71.17)

Year	1st	2nd	3rd	4th	Total	Finish	Money
2013	70	73	69	72	284	T25	\$79,000.00
2016	66	77	70	74	287	T17	102,166.67
2017	72	73	72	66	283	T32	70,500.00
<b>Total</b>							<b>\$251,666.67</b>

## Pieters, Thomas (68.25)

Year	1st	2nd	3rd	4th	Total	Finish	Money
2017	68	69	68	68	273	T5	\$312,500.00

## Points, D.A. (74.50)

Year	1st	2nd	3rd	4th	Total	Finish	Money
2011	68	72	71	79	290	T45	\$55,500.00
2014	82	76	74	74	306	T62	47,000.00
<b>Total</b>							<b>\$102,500.00</b>

## Poulter, Ian (71.71)

Year	1st	2nd	3rd	4th	Total	Finish	Money
2003	73	74	68	78	293	T44	\$34,250.00
2005	67	70	72	70	279	T18	77,000.00
2006	64	71	68	66	269	T2	610,000.00
2007	73	68	75	70	286	T16	87,333.34
2008	71	72	72	73	288	T57	42,250.00
2009	69	67	73	69	278	T13	97,142.86
2010	72	78	72	64	286	T37	62,500.00
2011	73	70	74	73	290	T45	55,500.00
2012	76	77	71	69	293	T60	42,000.00
2013	68	70	72	75	285	T28	75,000.00
2014	71	78	73	78	300	T52	52,500.00
2015	74	78	71	72	295	T49	55,000.00
<b>Total</b>							<b>\$1,290,476.20</b>

## Presnell, Alistair (69.50)

Year	1st	2nd	3rd	4th	Total	Finish	Money
2010	72	70	72	64	278	T6	\$214,300.00

## Price, Nick (70.81)

Year	1st	2nd	3rd	4th	Total	Finish	Money
1999	69	71	70	74	284	T4	\$176,666.67
2000	63	72	74	72	281	T5	157,500.00
2002	68	71	69	66	274	T15	65,000.00
2003	71	73	73	77	294	T48	32,500.00
<b>Total</b>							<b>\$431,666.67</b>

## Price, Phillip (73.00)

Year	1st	2nd	3rd	4th	Total	Finish	Money
2000	73	72	69	74	288	T17	\$56,250.00
2003	70	79	72	75	296	T54	30,000.00
<b>Total</b>							<b>\$86,250.00</b>

## Purdy, Ted (74.25)

Year	1st	2nd	3rd	4th	Total	Finish	Money
2005	71	75	75	76	297	66	\$34,000.00

## Quigley, Brett (71.13)

Year	1st	2nd	3rd	4th	Total	Finish	Money
2006	70	64	67	73	274	T9	\$150,000.00
2007	73	72	73	77	295	T50	45,000.00
<b>Total</b>							<b>\$195,000.00</b>

## Quiros, Alvaro (71.38)

Year	1st	2nd	3rd	4th	Total	Finish	Money
2009	72	64	69	73	278	T13	\$97,142.85
2010	72	69	69	68	278	T6	214,300.00
2011	70	77	74	75	296	T64	40,250.00
2012	69	74	71	76	290	T57	44,250.00
<b>Total</b>							<b>\$395,942.85</b>

## Rahm, Jon (68.00)

Year	1st	2nd	3rd	4th	Total	Finish	Money
2017	67	70	67	68	272	T3	\$497,000.00

## Randhawa, Jyoti (71.83)

Year	1st	2nd	3rd	4th	Total	Finish	Money
2003	69	77	74	76	296	T54	\$30,000.00
2005	70	70	74	75	289	T51	40,500.00
2006	66	71	71	69	277	T17	85,000.00
<b>Total</b>							<b>\$155,500.00</b>

## Reavie, Chez (71.00)

Year	1st	2nd	3rd	4th	Total	Finish	Money
2012	78	68	67	71	284	T35	\$60,500.00

## Reed, Patrick (72.56)

Year	1st	2nd	3rd	4th	Total	Finish	Money
2014	68	75	69	72	284	1	\$1,530,000.00
2015	71	73	71	75	290	T23	83,000.00
2016	77	74	74	72	297	T52	56,500.00
2017	71	76	72	71	290	T61	47,250.00
<b>Total</b>							<b>\$1,716,750.00</b>

## Remesy, Jean-Francois (73.75)

Year	1st	2nd	3rd	4th	Total	Finish	Money
2004	72	71	75	77	295	T57	\$35,750.00

## Riley, Chris (71.83)

Year	1st	2nd	3rd	4th	Total	Finish	Money
2002	73	68	70	71	282	T39	\$37,250.00
2003	74	73	70	71	288	T28	46,071.43
2004	70	75	73	74	292	T50	39,000.00
<b>Total</b>							<b>\$122,321.43</b>

## Roberts, Loren (72.38)

Year	1st	2nd	3rd	4th	Total	Finish	Money
1999	72	72	71	80	295	T40	\$32,250.00
2003	69	75	70	70	284	T16	71,000.00
<b>Total</b>							<b>\$103,250.00</b>

## Rock, Robert (70.50)

Year	1st	2nd	3rd	4th	Total	Finish	Money
2012	75	70	68	69	282	T24	\$76,000.00

# Mexico Championship Individual Player Records

## Rollins, John (71.56)

Year	1st	2nd	3rd	4th	Total	Finish	Money
2002	73	72	67	71	283	T43	\$35,500.00
2007	73	70	70	78	291	T28	66,500.00
2008	74	71	67	68	280	T20	75,000.00
2009	76	71	71	73	291	T70	37,375.00
<b>Total</b>							<b>\$214,375.00</b>

## Romero, Andres (70.88)

Year	1st	2nd	3rd	4th	Total	Finish	Money
2008	68	72	73	69	282	T30	\$62,500.00
2009	67	71	77	70	285	T46	52,000.00
<b>Total</b>							<b>\$114,500.00</b>

## Romero, Eduardo (71.42)

Year	1st	2nd	3rd	4th	Total	Finish	Money
2000	71	72	74	72	289	T25	\$46,500.00
2002	70	71	70	70	281	T36	40,000.00
2003	72	74	68	73	287	T25	53,000.00
<b>Total</b>							<b>\$139,500.00</b>

## Rose, Justin (71.16)

Year	1st	2nd	3rd	4th	Total	Finish	Money
2002	73	70	72	69	284	T46	\$34,000.00
2003	75	69	74	70	288	T28	46,071.43
2008	70	71	70	68	279	T15	86,700.00
2009	73	70	68	68	279	T20	80,142.86
2011	77	71	70	71	289	T42	59,000.00
2012	69	64	69	70	272	1	1,400,000.00
2013	68	72	70	68	278	T8	163,750.00
2014	74	77	70	73	294	T34	68,500.00
2015	73	74	73	77	297	55	51,000.00
2016	75	73	72	67	287	T17	102,166.67
2017	70	72	71	71	284	T38	64,000.00
<b>Total</b>							<b>\$2,155,330.96</b>

## Rumford, Brett (78.25)

Year	1st	2nd	3rd	4th	Total	Finish	Money
2014	83	79	77	74	313	66	\$45,500.00

## Sabbatini, Rory (71.96)

Year	1st	2nd	3rd	4th	Total	Finish	Money
2004	71	70	70	73	284	T21	\$72,000.00
2006	73	67	73	72	285	T41	52,500.00
2007	71	75	73	74	293	T35	56,500.00
2008	72	74	69	79	294	T70	37,000.00
2009	69	74	74	69	286	T53	46,000.00
2011	74	74	67	70	285	T28	73,000.00
<b>Total</b>							<b>\$337,000.00</b>

## Sandelin, Jarmo (72.25)

Year	1st	2nd	3rd	4th	Total	Finish	Money
1999	70	74	75	70	289	T20	\$52,800.00

## Sato, Nobuhito (72.25)

Year	1st	2nd	3rd	4th	Total	Finish	Money
2000	73	73	72	71	289	T25	\$46,500.00

## Schwartzel, Charl (71.00)

Year	1st	2nd	3rd	4th	Total	Finish	Money
2005	72	66	74	67	279	T18	\$77,000.00
2006	73	69	70	73	285	T41	52,500.00
2007	75	74	70	74	293	T35	56,500.00
2010	67	70	67	70	274	2	850,000.00
2011	71	71	75	67	284	T24	77,250.00
2012	68	69	70	68	275	T4	362,500.00
2013	71	65	69	75	280	T16	98,000.00
2014	70	76	76	68	290	T9	151,250.00
2015	71	72	75	75	293	T44	61,500.00
2016	73	67	72	75	287	T17	102,166.66
2017	71	68	70	75	284	T38	64,000.00
<b>Total</b>							<b>\$1,952,666.66</b>

## Scott, Adam (70.81)

Year	1st	2nd	3rd	4th	Total	Finish	Money
2002	70	70	69	73	282	T39	\$37,250.00
2003	70	73	75	74	292	T40	36,250.00
2004	67	74	73	73	287	T36	48,000.00
2005	68	70	69	74	281	T29	60,000.00
2006	67	68	65	69	269	T2	610,000.00
2007	76	71	72	80	299	T61	40,250.00
2008	67	68	69	72	276	T9	147,500.00
2009	71	76	72	71	290	T66	38,125.00
2010	74	69	71	74	288	T50	50,500.00
2011	68	70	68	71	277	T6	271,000.00
2012	66	68	74	71	279	T13	101,000.00
2013	72	70	68	64	274	T3	417,500.00
2014	75	73	72	73	293	T25	76,000.00
2015	70	68	75	71	284	T4	365,000.00
2016	68	66	73	69	276	1	1,620,000.00
2017	73	76	68	68	285	T45	59,000.00
<b>Total</b>							<b>\$3,977,375.00</b>

## Senden, John (70.50)

Year	1st	2nd	3rd	4th	Total	Finish	Money
2010	69	70	71	69	279	T11	\$126,666.67
2012	76	67	68	65	276	T6	260,000.00
2013	69	69	70	74	282	T20	88,000.00
2015	73	70	74	74	291	T31	72,000.00
<b>Total</b>							<b>\$546,666.67</b>

## Senior, Peter (73.25)

Year	1st	2nd	3rd	4th	Total	Finish	Money
2000	73	77	72	72	294	T42	\$33,000.00
2004	69	74	74	72	289	T43	42,000.00
2011	75	73	73	75	296	T64	40,250.00
<b>Total</b>							<b>\$115,250.00</b>

## Sheehan, Paul (72.75)

Year	1st	2nd	3rd	4th	Total	Finish	Money
2008	72	73	72	74	291	T61	\$40,250.00

## Siem, Marcel (72.50)

Year	1st	2nd	3rd	4th	Total	Finish	Money
2013	75	73	70	70	288	T39	\$64,500.00
2015	78	72	75	67	292	T38	65,500.00
<b>Total</b>							<b>\$130,000.00</b>

## Sim, Michael (75.00)

Year	1st	2nd	3rd	4th	Total	Finish	Money
2010	75	74	77	74	300	68	\$40,000.00

## Simpson, Webb (71.88)

Year	1st	2nd	3rd	4th	Total	Finish	Money
2012	75	66	66	77	284	T35	\$60,500.00
2013	72	67	71	72	282	T20	88,000.00
2014	80	78	70	70	298	T47	57,000.00
2015	74	69	70	73	286	T7	215,000.00
<b>Total</b>							<b>\$420,500.00</b>

## Singh, Jeev Milkha (70.50)

Year	1st	2nd	3rd	4th	Total	Finish	Money
2007	74	70	70	77	291	T28	\$66,500.00
2008	68	70	70	73	281	T26	66,500.00
2009	65	71	68	70	274	4	360,000.00
<b>Total</b>							<b>\$493,000.00</b>

## Singh, Vijay (70.35)

Year	1st	2nd	3rd	4th	Total	Finish	Money
1999	67	71	75	74	287	T16	\$70,000.00
2000	71	70	71	68	280	T3	287,000.00
2002	67	69	66	65	267	3	367,500.00
2003	70	70	64	72	276	T2	405,000.00
2005	67	70	69	69	275	T6	187,500.00
2006	73	75	72	72	292	T56	38,500.00
2007	74	68	69	74	285	T11	111,000.00
2008	73	68	63	68	272	T2	530,000.00
2009	69	72	71	74	286	T53	46,000.00
2010	68	71	70	70	279	T11	126,666.67
2011	68	72	68	75	283	T22	83,000.00
2012	75	73	72	75	295	T66	39,750.00
<b>Total</b>							<b>\$2,291,916.67</b>



# Mexico Championship Individual Player Records

## Slocum, Heath (72.63)

Year	1st	2nd	3rd	4th	Total	Finish	Money
2008	74	72	78	74	298	77	\$35,500.00
2010	74	71	70	68	283	T22	81,000.00
<b>Total</b>							<b>\$116,500.00</b>

## Sluman, Jeff (71.88)

Year	1st	2nd	3rd	4th	Total	Finish	Money
1999	77	70	69	76	292	T34	\$36,000.00
2002	69	69	72	73	283	T43	35,500.00
<b>Total</b>							<b>\$71,500.00</b>

## Snedeker, Brandt (71.81)

Year	1st	2nd	3rd	4th	Total	Finish	Money
2008	74	70	72	70	286	T48	\$47,000.00
2012	75	69	70	72	286	T45	52,000.00
2014	73	73	75	76	297	46	59,000.00
2015	74	73	70	72	289	T17	97,500.00
2016	76				76	W/D	
2017	75	68	66	65	274	T7	211,666.67
<b>Total</b>							<b>\$467,166.67</b>

## Spence, Craig (75.00)

Year	1st	2nd	3rd	4th	Total	Finish	Money
1999	72	73	75	80	300	58	\$26,000.00
<b>Total</b>							<b>\$26,000.00</b>

## Spith, Jordan (71.69)

Year	1st	2nd	3rd	4th	Total	Finish	Money
2014	73	79	73	69	294	T34	\$68,500.00
2015	75	69	73	72	289	T17	97,500.00
2016	69	72	73	73	287	T17	102,166.67
2017	71	72	63	71	277	T12	131,250.00
<b>Total</b>							<b>\$399,416.67</b>

## Stadler, Kevin (75.25)

Year	1st	2nd	3rd	4th	Total	Finish	Money
2007	73	71	78	82	304	T68	\$36,750.00
2014	77	76	72	73	298	T47	57,000.00
<b>Total</b>							<b>\$93,750.00</b>

## Stal, Gary (76.50)

Year	1st	2nd	3rd	4th	Total	Finish	Money
2015	75	79	77	75	306	70	\$43,000.00

## Stanley, Kyle (72.00)

Year	1st	2nd	3rd	4th	Total	Finish	Money
2012	69	69	76	74	288	T51	\$46,875.00

## Steele, Brendan (71.50)

Year	1st	2nd	3rd	4th	Total	Finish	Money
2017	74	71	70	71	286	T48	\$55,500.00

## Stenson, Henrik (71.47)

Year	1st	2nd	3rd	4th	Total	Finish	Money
2005	70	67	67	68	272	T3	\$353,666.67
2006	68	67	68	73	276	T13	98,375.00
2007	67	73	72	75	287	T19	80,000.00
2008	72	72	76	68	288	T57	42,250.00
2009	69	73	73	83	298	T77	35,625.00
2010	71	72	71	72	286	T37	62,500.00
2014	73	76	74	69	292	T16	90,666.67
2015	69	71	72	72	284	T4	365,000.00
2016	71	71	76	72	290	T28	79,428.58
<b>Total</b>							<b>\$1,207,511.92</b>

## Sterne, Richard (72.20)

Year	1st	2nd	3rd	4th	Total	Finish	Money
2008	71	77	67	70	285	T44	\$48,875.00
2009	70	76	72	75	293	73	36,750.00
2013	70	71	71	67	279	T12	113,750.00
2014	74	73	70	71	288	T4	395,000.00
2017	76	79	72	72	299	T72	44,250.00
<b>Total</b>							<b>\$638,625.00</b>

## Stolz, Andre (75.00)

Year	1st	2nd	3rd	4th	Total	Finish	Money
2004	70	76	75	79	300	65	\$32,000.00

## Stone, Brandon (73.50)

Year	1st	2nd	3rd	4th	Total	Finish	Money
2017	76	73	75	70	294	T67	\$45,625.00

## Storm, Graeme (68.75)

Year	1st	2nd	3rd	4th	Total	Finish	Money
2008	71	70	63	71	275	T6	\$198,333.33

## Streb, Robert (74.38)

Year	1st	2nd	3rd	4th	Total	Finish	Money
2015	72	80	72	74	298	T56	\$48,000.00
2016	72	73	73	79	297	T52	56,500.00
<b>Total</b>							<b>\$104,500.00</b>

## Streelman, Kevin (71.75)

Year	1st	2nd	3rd	4th	Total	Finish	Money
2011	68	72	72	69	281	T15	\$100,000.00
2014	75	74	72	72	293	T25	76,000.00
<b>Total</b>							<b>\$176,000.00</b>

## Stricker, Steve (70.59)

Year	1st	2nd	3rd	4th	Total	Finish	Money
2007	74	69	73	77	293	T35	\$56,500.00
2008	71	68	73	63	275	T6	198,333.34
2009	69	70	70	69	278	T13	97,142.86
2010	73	69	71	68	281	T16	97,500.00
2011	68	71	69	74	282	T18	89,000.00
2012	69	70	69	69	277	T8	165,000.00
2013	67	67	69	68	271	2	880,000.00
2014	77	78	71	76	302	57	50,000.00
<b>Total</b>							<b>\$1,633,476.20</b>

## Sullivan, Andy (70.75)

Year	1st	2nd	3rd	4th	Total	Finish	Money
2016	71	70	73	73	287	T17	\$102,166.67
2017	71	65	72	71	279	T20	91,333.33
<b>Total</b>							<b>\$193,500.00</b>

## Sutherland, Kevin (70.88)

Year	1st	2nd	3rd	4th	Total	Finish	Money
2002	69	68	70	71	278	T27	\$48,500.00
2009	74	76	68	71	289	T61	39,550.00
<b>Total</b>							<b>\$88,050.00</b>

## Sutton, Hal (72.00)

Year	1st	2nd	3rd	4th	Total	Finish	Money
1999	75	66	69	78	288	19	\$62,000.00

## Takayama, Tadahiro (73.25)

Year	1st	2nd	3rd	4th	Total	Finish	Money
2012	74	73	75	71	293	T60	\$42,000.00

## Tanaka, Hidemichi (71.00)

Year	1st	2nd	3rd	4th	Total	Finish	Money
2000	71	66	70	77	284	T11	\$87,166.66

## Taniguchi, Toru (72.25)

Year	1st	2nd	3rd	4th	Total	Finish	Money
2006	73	73	76	75	297	T59	\$35,500.00
2008	68	73	72	68	281	T26	66,500.00
<b>Total</b>							<b>\$102,000.00</b>

## Tanihara, Hideto (73.50)

Year	1st	2nd	3rd	4th	Total	Finish	Money
2007	80	75	73	77	305	70	\$36,000.00
2017	75	67	67	74	283	T32	70,500.00
<b>Total</b>							<b>\$106,500.00</b>

## Taylor, Vaughn (70.50)

Year	1st	2nd	3rd	4th	Total	Finish	Money
2005	71	72	66	73	282	T32	\$57,000.00

## Teshima, Taichi (73.75)

Year	1st	2nd	3rd	4th	Total	Finish	Money
2003	77	75	70	73	295	T51	\$31,083.34



# Mexico Championship Individual Player Records

## Thomas, Justin (70.63)

Year	1st	2nd	3rd	4th	Total	Finish	Money
2016	75	66	78	73	292	T35	\$72,500.00
2017	69	66	66	72	273	T5	\$312,500.00
<b>Total</b>							<b>\$385,000.00</b>

## Thompson, Michael (69.50)

Year	1st	2nd	3rd	4th	Total	Finish	Money
2013	69	69	67	73	278	T8	\$163,750.00

## Todd, Brendon (72.50)

Year	1st	2nd	3rd	4th	Total	Finish	Money
2015	72	73	72	73	290	T23	\$83,000.00

## Toms, David (70.79)

Year	1st	2nd	3rd	4th	Total	Finish	Money
1999	72	68	71	75	286	T11	\$93,000.00
2000	70	75	72	72	289	T25	46,500.00
2002	66	67	69	66	268	T4	235,000.00
2003	73	72	67	65	277	5	235,000.00
2004	70	74	68	69	281	T13	90,000.00
2005	68	68	70	69	275	T6	187,500.00
2006	73	75	69	73	290	53	42,000.00
2007	72	72	76	74	294	T45	49,000.00
2010	72	72	72	72	288	T50	50,500.00
2012	72	70			142	W/D	
<b>Total</b>							<b>\$1,028,500.00</b>

## Trahan, D.J. (71.63)

Year	1st	2nd	3rd	4th	Total	Finish	Money
2008	74	73	75	66	288	T57	\$42,250.00
2009	77	71	66	71	285	T46	52,000.00
<b>Total</b>							<b>\$94,250.00</b>

## Tringale, Cameron (73.00)

Year	1st	2nd	3rd	4th	Total	Finish	Money
2015	73	74	72	73	292	T38	\$65,500.00

## Triplett, Kirk (72.88)

Year	1st	2nd	3rd	4th	Total	Finish	Money
2000	72	73	71	69	285	T14	\$68,500.00
2003	74	72	70	82	298	65	27,750.00
<b>Total</b>							<b>\$96,250.00</b>

## Tryba, Ted (74.25)

Year	1st	2nd	3rd	4th	Total	Finish	Money
1999	77	71	70	79	297	T48	\$28,500.00

## Tway, Bob (73.00)

Year	1st	2nd	3rd	4th	Total	Finish	Money
1999	75	72	71	75	293	T37	\$34,500.00
2003	73	80	70	74	297	T59	28,625.00
2004	71	70	72	73	286	T28	54,625.00
<b>Total</b>							<b>\$117,750.00</b>

## Uihlein, Peter (73.25)

Year	1st	2nd	3rd	4th	Total	Finish	Money
2014	73	77	71	72	293	T25	\$76,000.00

## van der Walt, Dawie (77.50)

Year	1st	2nd	3rd	4th	Total	Finish	Money
2014	81	83	71	75	310	65	\$46,000.00

## Van de Velde, Jean (72.75)

Year	1st	2nd	3rd	4th	Total	Finish	Money
1999	72	73	70	76	291	T30	\$37,750.00

## van der Walt, Tjaart (74.50)

Year	1st	2nd	3rd	4th	Total	Finish	Money
2000	76	73	75	74	298	T50	\$27,750.00

## Van Pelt, Bo (71.00)

Year	1st	2nd	3rd	4th	Total	Finish	Money
2011	71	74	66	76	287	T35	\$65,500.00
2012	73	65	70	69	277	T8	165,000.00
2013	68	75	71	74	288	T39	64,500.00
<b>Total</b>							<b>\$295,000.00</b>

## Van Tonder, Daniel (75.75)

Year	1st	2nd	3rd	4th	Total	Finish	Money
2015	74	74	75	80	303	T66	\$43,875.00

## Vegas, Jhonattan (71.25)

Year	1st	2nd	3rd	4th	Total	Finish	Money
2011	69	74	69	74	286	T31	\$69,500.00
2017	69	74	68	73	284	T38	64,000.00
<b>Total</b>							<b>\$133,500.00</b>

## Verplank, Scott (72.09)

Year	1st	2nd	3rd	4th	Total	Finish	Money
2000	71	80	76	70	297	T48	\$28,750.00
2002	68	72	68	66	274	T15	65,000.00
2003	75	75	68	77	295	T51	31,083.33
2004	71	82	72	69	294	T54	37,000.00
2005	72	69	76	77	294	T62	35,750.00
2006	70	68	73	73	284	T38	56,000.00
2008	71	70	74	69	284	T40	52,500.00
2010	76	72	69	68	285	T30	70,000.00
<b>Total</b>							<b>\$376,083.33</b>

## Villegas, Camilo (70.25)

Year	1st	2nd	3rd	4th	Total	Finish	Money
2008	71	72	68	70	281	T26	\$66,500.00
2009	67	68	69	71	275	T5	275,000.00
2010	72	68	70	71	281	T16	97,500.00
2011	71	71	73	72	287	T35	65,500.00
<b>Total</b>							<b>\$504,500.00</b>

## Wagner, Johnson (69.75)

Year	1st	2nd	3rd	4th	Total	Finish	Money
2012	70	69	67	73	279	T13	\$101,000.00

## Waldorf, Duffy (71.88)

Year	1st	2nd	3rd	4th	Total	Finish	Money
1999	74	77	73	71	295	T40	\$32,250.00
2000	70	69	72	69	280	T3	287,000.00
<b>Total</b>							<b>\$319,250.00</b>

## Walker, Jimmy (71.56)

Year	1st	2nd	3rd	4th	Total	Finish	Money
2014	73	77	67	76	293	T25	\$76,000.00
2015	71	76	70	74	291	T31	72,000.00
2016	69	72	73	66	280	6	280,000.00
2017	67	74	68	72	281	T25	81,000.00
<b>Total</b>							<b>\$509,000.00</b>

## Wall, Anthony (73.75)

Year	1st	2nd	3rd	4th	Total	Finish	Money
2006	71	76	68	74	289	T50	\$44,000.00
2007	80	73	75	73	301	T65	38,000.00
<b>Total</b>							<b>\$82,000.00</b>

## Walters, Euan (73.50)

Year	1st	2nd	3rd	4th	Total	Finish	Money
2005	74	72	75	73	294	T62	\$35,750.00

## Wang, Jeunghun (74.25)

Year	1st	2nd	3rd	4th	Total	Finish	Money
2017	73	77	74	73	297	71	\$44,750.00

## Warren, Marc (72.25)

Year	1st	2nd	3rd	4th	Total	Finish	Money
2015	73	75	69	72	289	T17	\$97,500.00

## Watney, Nick (70.22)

Year	1st	2nd	3rd	4th	Total	Finish	Money
2009	66	67	67	70	270	2	\$820,000.00
2010	73	72	71	68	284	T26	75,500.00
2011	67	70	68	67	272	1	1,400,000.00
2012	71	73	69	67	280	T17	92,000.00
2013	69	71	77	74	291	T49	54,500.00
2014	72	75	71		218	W/D	
<b>Total</b>							<b>\$2,442,000.00</b>

# Mexico Championship Individual Player Records

## Watson, Bubba (70.46)

Year	1st	2nd	3rd	4th	Total	Finish	Money
2009	72	71	74	75	292	72	\$37,000.00
2012	70	62	67	74	273	2	845,000.00
2013	66	69	71	75	281	T18	93,000.00
2014	73	72	72	68	285	T2	753,000.00
2015	71	69	70	71	281	3	540,000.00
2016	69	69	71	68	277	2	1,018,000.00
2017	73	72	68	71	284	T38	64,000.00
<b>Total</b>							<b>\$3,350,000.00</b>

## Watts, Brian (74.75)

Year	1st	2nd	3rd	4th	Total	Finish	Money
1999	75	74	79	71	299	T55	\$26,500.00

## Weekley, Boo (72.67)

Year	1st	2nd	3rd	4th	Total	Finish	Money
2008	72	73	69	68	282	T30	\$62,500.00
2009	69	75	75	70	289	T61	39,550.00
2014	75	75	78	73	301	T54	51,000.00
<b>Total</b>							<b>\$153,050.00</b>

## Weir, Mike (70.86)

Year	1st	2nd	3rd	4th	Total	Finish	Money
1999	73	68	72	78	291	T30	\$37,750.00
2000	68	75	65	69	277	1	1,000,000.00
2002	67	70	68	69	274	T15	65,000.00
2003	69	73	72	74	288	T28	46,071.43
2005	73	67	70	69	279	T18	77,000.00
2007	73	75	73	74	295	T50	45,000.00
2008	73	69	67	71	280	T20	75,000.00
2009	71	69	70	73	283	T35	64,000.00
2010	73	66	75	70	284	T26	75,500.00
<b>Total</b>							<b>\$1,485,321.43</b>

## Westwood, Lee (71.23)

Year	1st	2nd	3rd	4th	Total	Finish	Money
1999	73	67	71	73	284	T4	\$176,666.67
2000	72	72	68	67	279	2	500,000.00
2003	72	71	71	75	289	T35	41,500.00
2004	68	69	71	73	281	T13	90,000.00
2005	71	75	75	68	289	T51	40,500.00
2006	71	66	73	72	282	T32	61,000.00
2008	71	72	72	68	283	T34	57,500.00
2009	71	71	78	69	289	T61	39,550.00
2010	74	68	74	69	285	T30	70,000.00
2011	70	74	70	68	282	T18	89,000.00
2012	76	67	68	72	283	T29	67,500.00
2013	73	69	71	71	284	T25	79,000.00
2014	75	79	70	70	294	T34	68,500.00
2015	71	72	70	75	288	T12	123,000.00
2017	67	71	66	78	282	T28	75,625.00
<b>Total</b>							<b>\$1,579,341.67</b>

## Wetterich, Brett (70.33)

Year	1st	2nd	3rd	4th	Total	Finish	Money
2006	70	66	69	68	273	T6	\$216,666.67
2007	72	70	67	71	280	2	800,000.00
2008	70	74	76	71	291	T61	40,250.00
<b>Total</b>							<b>\$1,056,916.67</b>

## Wiesberger, Bernd (72.13)

Year	1st	2nd	3rd	4th	Total	Finish	Money
2015	74	74	71	72	291	T31	\$72,000.00
2016	72	69	74	71	286	T14	120,000.00
2017	73	70	71	71	285	T45	59,000.00
<b>Total</b>							<b>\$251,000.00</b>

## Willett, Danny (71.75)

Year	1st	2nd	3rd	4th	Total	Finish	Money
2015	73	76	71	68	288	T12	\$123,000.00
2016	68	69	72	69	278	T3	483,000.00
2017	76	72	72	75	295	69	45,250.00
<b>Total</b>							<b>\$651,250.00</b>

## Wilson, Dean (70.75)

Year	1st	2nd	3rd	4th	Total	Finish	Money
2006	71	70	70	69	280	T22	\$75,000.00
2007	73	75	66	72	286	T16	87,333.33
<b>Total</b>							<b>\$162,333.33</b>

## Wilson, Mark (72.17)

Year	1st	2nd	3rd	4th	Total	Finish	Money
2007	74	72	72	71	289	25	\$71,000.00
2011	72	75	71	73	291	T49	50,500.00
2012	72	70	72	72	286	T45	52,000.00
<b>Total</b>							<b>\$173,500.00</b>

## Wilson, Oliver (71.38)

Year	1st	2nd	3rd	4th	Total	Finish	Money
2009	67	70	72	66	275	T5	\$275,000.00
2010	78	74	77	67	296	67	40,250.00
<b>Total</b>							<b>\$315,250.00</b>

## Wiratchant, Thaworn (72.88)

Year	1st	2nd	3rd	4th	Total	Finish	Money
2006	71	71	75	74	291	T54	\$40,500.00
2013	69	69	77	77	292	T53	50,600.00
<b>Total</b>							<b>\$91,100.00</b>

## Wood, Chris (72.08)

Year	1st	2nd	3rd	4th	Total	Finish	Money
2013	71	74	71	73	289	T43	\$60,500.00
2016	72	69	79	74	294	T42	66,000.00
2017	68	73	71	70	282	T28	75,625.00
<b>Total</b>							<b>\$202,125.00</b>

## Woodland, Gary (71.81)

Year	1st	2nd	3rd	4th	Total	Finish	Money
2012	71	70	70	72	283	T29	\$67,500.00
2014	72	78	71	71	292	T16	90,666.67
2015	70	74	76	70	290	T23	83,000.00
2017	73	67	74	70	284	T38	64,000.00
<b>Total</b>							<b>\$305,166.67</b>

## Woods, Tiger (68.76)

Year	1st	2nd	3rd	4th	Total	Finish	Money
1999	71	69	70	68	278	1	\$1,000,000.00
2000	71	69	69	72	281	T5	157,500.00
2002	65	65	67	66	263	1	1,000,000.00
2003	67	66	69	72	274	1	1,050,000.00
2004	68	70	70	70	278	9	155,000.00
2005	67	68	68	67	270	1	1,300,000.00
2006	63	64	67	67	261	1	1,300,000.00
2007	71	66	68	73	278	1	1,350,000.00
2008	67	66	72	68	273	5	285,000.00
2009	71	70	68	68	277	T9	142,500.00
2011	70	74	70	66	280	T10	129,000.00
2012	72	67	68		207	W/D	
2013	66	65	67	71	269	1	1,500,000.00
2014	76	73	66	78	293	T25	76,000.00
<b>Total</b>							<b>\$9,445,000.00</b>

## Yang, Y.E. (73.25)

Year	1st	2nd	3rd	4th	Total	Finish	Money
2004	75	76	71	77	299	64	\$32,500.00
2007	76	77	73	75	301	T65	38,000.00
2009	73	70	73	78	294	74	36,500.00
2010	73	72	75	65	285	T30	70,000.00
2011	73	72	72	71	288	T39	62,000.00
2012	72	67	76	76	291	59	43,500.00
<b>Total</b>							<b>\$282,500.00</b>

## Yano, Azuma (74.25)

Year	1st	2nd	3rd	4th	Total	Finish	Money
2009	77	71	76	73	297	76	\$36,000.00

## Yates, Simon (71.50)

Year	1st	2nd	3rd	4th	Total	Finish	Money
2005	73	68	70	75	286	T43	\$46,000.00

## Zanotti, Fabrizio (69.25)

Year	1st	2nd	3rd	4th	Total	Finish	Money
2017	68	69	72	68	277	T12	\$131,250.00

## Zhang, Lian-Wei (76.75)

Year	1st	2nd	3rd	4th	Total	Finish	Money
2004	75	77	76	79	307	68	\$30,500.00

## Zunic, Jordan (75.75)

Year	1st	2nd	3rd	4th	Total	Finish	Money
2016	75	74	75	79	303	T61	\$49,750.00

## Player Records

Dustin Johnson won the 2017 World Golf Championships-Mexico Championship for his fourth career World Golf Championships title.







# ABRAHAM ANCER

Mexico



**HEIGHT:** 5-7  
**WEIGHT:** 160  
**BIRTHDATE:** February 27, 1991  
**BIRTHPLACE:** McAllen, Texas  
**RESIDENCE:** Norman, Oklahoma  
**TURNED PROFESSIONAL:** 2013

**BEST PGA TOUR CAREER FINISH:** T9—2018 OHL Classic at Mayakoba.

**WEB.COM TOUR VICTORIES (1):** 2015 Nova Scotia Open.

## WORLD GOLF CHAMPIONSHIPS CAREER SUMMARY

Tournament	Position	Score	Total Score	Total Par	Money
No previous World Golf Championships competition.					



# KIRADECH APHIBARNRAT (KEY-rah-debt uh-fy-BARN-rot) Thailand



**HEIGHT:** 5-8  
**WEIGHT:** 229  
**BIRTHDATE:** July 23, 1989  
**BIRTHPLACE:** Bangkok, Thailand  
**RESIDENCE:** Bangkok, Thailand  
**TURNED PROFESSIONAL:** 2008

**BEST PGA TOUR CAREER FINISH:** T3—2014 CIMB Classic.

**INTERNATIONAL VICTORIES (6):** 2009 Singha Pattaya Open, 2011 Sail Open [Asia], 2013 Maybank Malaysian Open [Eur], 2015 Shenzhen International [Eur], 2015 Saltire Energy Paul Lawrie Match Play [Eur], 2018 ISPS Handa World Super 6 Perth [EUR].

**OTHER VICTORIES: (1):** 2015 Thongchai Jaidee Foundation

## WORLD GOLF CHAMPIONSHIPS CAREER SUMMARY

Tournament	Position	Score	Total Score	Total Par	Money
<b>Dell Technologies Match Play (2-2-)</b>					
2014 Accenture Match Play Championship R1: lost to Henrik Stenson, 2 and 1	T33				\$48,000
2016 Dell Match Play G1: beat Jimmy Walker, 2 and 1 G2: lost to Dustin Johnson, 5 and 4 G3: beat Robert Streb, 1 Up	T18				90,900
					138,900
<b>Bridgestone Invitational</b>					
2013 Bridgestone Invitational	T40	69-68-73-75	285	+5	61,500
2016 Bridgestone Invitational	53	70-76-77-72	295	+15	57,000
					118,500
<b>Mexico Championship</b>					
2014 Cadillac Championship	67	74-82-79-79	314	+26	45,000
2016 Cadillac Championship	T49	75-71-71-79	296	+8	60,000
					105,000
<b>HSBC Champions</b>					
2010 HSBC Champions	74	78-75-73-77	303	+15	27,000
2011 HSBC Champions	T66	79-72-71-72	294	+6	30,750
2014 HSBC Champions	T55	69-78-68-72	287	-1	46,250
2016 HSBC Champions	T30	69-70-70-71	280	-8	68,000
2018 HSBC Champions	T24	65-70-75-76	286	-2	79,500
					251,500
			<b>TOTAL</b>		<b>\$613,900</b>



# DANIEL BERGER

United States



**HEIGHT:** 6-1  
**WEIGHT:** 175  
**BIRTHDATE:** April 7, 1993  
**BIRTHPLACE:** Plantation, Florida  
**RESIDENCE:** Jupiter, Florida  
**TURNED PROFESSIONAL:** 2013

**PGA TOUR VICTORIES (2):** 2016 FedEx St. Jude Classic. 2017 FedEx St. Jude Classic.

## WORLD GOLF CHAMPIONSHIPS CAREER SUMMARY

Tournament	Position	Score	Total Score	Total Par	Money
<b>Dell Technologies Match Play (1-5-)</b>					
2016 Dell Match Play	T61				\$47,750
G1: lost to Patrick Reed, 1 Up G2: lost to Phil Mickelson, 1 Up G3: lost to Matthew Fitzpatrick, 2 Up					
2017 Dell Technologies Match Play	T39				63,500
G1: beat J.B. Holmes, 7 and 5 G2: lost to Phil Mickelson, 5 and 4 G3: lost to Si Woo Kim, 1 Up					
					111,250
<b>Bridgestone Invitational</b>					
2017 Bridgestone Invitational	T17	71-68-68-70	277	-3	95,500
					95,500
<b>Mexico Championship</b>					
2016 Cadillac Championship	T28	75-71-70-74	290	+2	79,428
2017 Mexico Championship	T16	70-66-70-72	278	-6	105,125
					184,553
<b>HSBC Champions</b>					
2016 HSBC Champions	T11	68-71-69-66	274	-14	106,166
2017 HSBC Champions	T2	66-70-67-69	272	-16	787,000
2018 HSBC Champions	T24	68-71-75-72	286	-2	79,500
					972,666
<b>TOTAL</b>					<b>\$1,363,969</b>



# ADAM BLAND

Australia



**HEIGHT:** 6-1  
**WEIGHT:** 190  
**BIRTHDATE:** August 26, 1982  
**BIRTHPLACE:** Mildura, Victoria, Australia  
**RESIDENCE:** Adelaide, South Australia  
**TURNED PROFESSIONAL:** 2005

**INTERNATIONAL VICTORIES (3):** 2005 Western Australian PGA Championship [Aus], 2007 San Jose International [Can], 2007 Ford Culiacan Open [Can].

## WORLD GOLF CHAMPIONSHIPS CAREER SUMMARY

Tournament	Position	Score	Total Score	Total Par	Money
<b>HSBC Champions</b>					
2017 HSBC Champions	77	75-76-81-80	312	+24	\$25,500
					25,500
<b>TOTAL</b>					<b>\$25,500</b>



# DEAN BURMESTER

South Africa



**HEIGHT:** 5-11  
**WEIGHT:** 167  
**BIRTHDATE:** June 2, 1989  
**BIRTHPLACE:** Zimbabwe  
**RESIDENCE:** Bloemfontein, South Africa  
**TURNED PROFESSIONAL:** 2010

**BEST PGA TOUR CAREER FINISH:** T35—2017 World Golf Championships-HSBC Champions.

**INTERNATIONAL VICTORIES (8):** 2009 International Team Championships [SAf], 2013 Polokwane Classic [SAf], 2014 Sun City Challenge [SAf], 2015 Golden Pilsener Zimbabwe Open [SAf], 2015 Lombard Insurance Classic [SAf], 2015 Vodacom Origins of Golf [SAf], 2015 Sun Windmill Challenge [SAf], 2017 Tshwane Open (Eur)

## WORLD GOLF CHAMPIONSHIPS CAREER SUMMARY

Tournament	Position	Score	Total Score	Total Par	Money
<b>HSBC Champions</b>					
2017 HSBC Champions	T35	68-70-74-75	287	-1	\$67,000
					67,000
			<b>TOTAL</b>		<b>\$67,000</b>





# RAFAEL CABRERA BELLO (BAY-oh)

Spain 

**HEIGHT:** 6-2  
**WEIGHT:** 179  
**BIRTHDATE:** May 25, 1984  
**BIRTHPLACE:** Las Palmas, Gran Canaria, Spain  
**RESIDENCE:** Maspalomas, Gran Canaria, Spain  
**TURNED PROFESSIONAL:** 2005

**BEST PGA TOUR CAREER FINISH: 3—2016** World Golf Championships-Dell Match Play.

**INTERNATIONAL VICTORIES (5): 2006** MAN NO Open [EurChall], **2008** Credit Suisse Challenge [EurChall], **2009** Austrian Golf Open [Eur], **2012** Dubai Desert Classic. [Eur], **2017** Aberdeen Asset Management Scottish Open [Eur]

## WORLD GOLF CHAMPIONSHIPS CAREER SUMMARY

Tournament	Position	Score	Total Score	Total Par	Money
<b>Dell Technologies Match Play (8-4-1)</b>					
2012 Accenture Match Play Championship R1: lost to Jason Day, 19 holes	T33				\$45,000
2013 Accenture Match Play Championship R1: beat Lee Westwood, 19 holes R2: lost to Martin Kaymer, 2 and 1	T17				96,000
2016 Dell Match Play G1: beat Hideki Matsuyama, 1 Up G2: beat Kevin Kisner, 4 and 3 G3: Soren Kjeldsen, Halved R4: beat Byeong Hun An, WD QF: beat Ryan Moore, 2 and 1 SF: lost to Louis Oosthuizen, 4 and 3 Consolation: beat Rory McIlroy, 3 and 2	3				660,000
2017 Dell Technologies Match Play G1: beat Jeunghun Wang, 4 and 3 G2: lost to Charles Howell III, 1 Up G3: beat Tyrrell Hatton, 2 and 1	T17				93,307
					894,307
<b>Bridgestone Invitational</b>					
2012 Bridgestone Invitational	T29	66-65-77-73	281	+1	68,000
2017 Bridgestone Invitational	72	76-73-75-70	294	+14	44,500
					112,500
<b>Mexico Championship</b>					
2012 Cadillac Championship	65	75-70-75-74	294	+6	40,500
2013 Cadillac Championship	T63	71-74-76-78	299	+11	46,250
2016 Cadillac Championship	T11	73-71-67-74	285	-3	145,000
2017 Mexico Championship	T38	72-69-71-72	284	E	64,000
					295,750
<b>HSBC Champions</b>					
2012 HSBC Champions	T46	75-69-76-67	287	-1	40,000
2017 HSBC Champions	T19	71-74-68-69	282	-6	93,000
2018 HSBC Champions	T5	68-70-70-72	280	-8	288,000
					421,000
			<b>TOTAL</b>		<b>\$1,723,557</b>



# JORGE CAMPILLO

Spain



**HEIGHT:** 6-0  
**WEIGHT:** 180  
**BIRTHDATE:** January 6, 1986  
**BIRTHPLACE:** Caceres, Spain  
**TURNED PROFESSIONAL:** 2009

## WORLD GOLF CHAMPIONSHIPS CAREER SUMMARY

Tournament	Position	Score	Total Score	Total Par	Money
No previous World Golf Championships competition.					



# PATRICK CANTLAY

United States



**HEIGHT:** 5-10  
**WEIGHT:** 160  
**BIRTHDATE:** March 17, 1992  
**BIRTHPLACE:** Long Beach, California  
**RESIDENCE:** Jupiter, Florida  
**TURNED PROFESSIONAL:** 2012

**PGA TOUR VICTORIES (1):** 2018 Shriners Hospitals for Children Open.

**WEB.COM TOUR VICTORIES (1):** 2013 Colombia Championship.

## WORLD GOLF CHAMPIONSHIPS CAREER SUMMARY

Tournament	Position	Score	Total Score	Total Par	Money
<b>HSBC Champions</b>					
2018 HSBC Champions	T15	68-74-69-73	284	-4	\$107,900
					107,900
			<b>TOTAL</b>		<b>\$107,900</b>



# PAUL CASEY

England



**HEIGHT:** 5-10  
**WEIGHT:** 180  
**BIRTHDATE:** July 21, 1977  
**BIRTHPLACE:** Cheltenham, England  
**RESIDENCE:** Phoenix, Arizona; Weybridge, England  
**TURNED PROFESSIONAL:** 2000

**PGA TOUR VICTORIES (1):** 2009 Shell Houston Open.

**INTERNATIONAL VICTORIES (14):** 2001 Gleneagles Scottish PGA. 2003 ANZ Championship [Eur], Benson and Hedges International Open [Eur]. 2005 TCL Classic [Eur]. 2006 Johnnie Walker Championship at Gleneagles [Eur], Volvo China Open [Eur], HSBC World Match Play [Eur]. 2007 Abu Dhabi Golf Championship [Eur]. 2009 Abu Dhabi Championship [Eur], BMW PGA Championship [Eur]. 2011 Volvo Golf Champions [Eur], Shinhan Donghae Open [Kor]. 2013 Irish Open [Eur]. 2014 KLM Open [Eur].

**OTHER VICTORIES: (1):** 2004 World Golf Championships-World Cup [with Luke Donald].

## WORLD GOLF CHAMPIONSHIPS CAREER SUMMARY

Tournament	Position	Score	Total Score	Total Par	Money
<b>Dell Technologies Match Play (20-12- 1)</b>					
2003 Accenture Match Play Championship R1: lost to Davis Love III, 5 and 4	T33				\$30,000
2004 Accenture Match Play Championship R1: lost to Shaun Micheel, 21 holes	T33				35,000
2005 Accenture Match Play Championship R1: lost to Angel Cabrera, 4 and 2	T33				35,000
2006 Accenture Match Play Championship R1: lost to Henrik Stenson, 1-down	T33				35,000
2007 Accenture Match Play Championship R1: beat Mike Weir, 1-up R2: beat Colin Montgomerie, 4 and 3 R3: beat Shaun Micheel, 1-up QF: lost to Geoff Ogilvy, 5 and 4	T5				260,000
2008 Accenture Match Play Championship R1: beat Robert Karlsson, 1-up R2: beat Bradley Dredge, 2 and 1 R3: lost to K.J. Choi, 1-down	T9				130,000
2009 Accenture Match Play Championship R1: beat Aaron Baddeley, 1-up R2: beat Mathew Goggin, 6 and 4 R3: beat Peter Hanson, 4 and 2 QF: beat Sean O'Hair, 4 and 3 SF: beat Ross Fisher, 2 and 1 Championship Match: lost to Geoff Ogilvy, 4 and 3	2				850,000
2010 Accenture Match Play Championship R1: beat Stephen Ames, 5 and 4 R2: beat Mike Weir, 5 and 4 R3: beat Brian Gay, 5 and 4 QF: beat Stewart Cink, 5 and 4 SF: beat Camilo Villegas, 24 holes Championship Match: lost to Ian Poulter, 4 and 2	2				850,000
2011 Accenture Match Play Championship R1: beat Richard Green, 19 holes R2: lost to Jason Day, 4 and 2	T17				95,000
2015 Cadillac Match Play G1: beat Chris Kirk, 22 holes G2: beat Adam Scott, 1 Up G3: beat Francesco Molinari, 1 Up R4: beat Charl Schwartzel, 3 and 1 QF: lost to Rory McIlroy, 22 holes	T5				285,000
2016 Dell Match Play G1: lost to Thongchai Jaidee, 2 and 1 G2: Graeme McDowell, 1 Up G3: lost to Jason Day, 2 Up	T51				52,000
2017 Dell Technologies Match Play G1: beat Joost Luiten, 2 and 1 G2: beat Byeong Hun An, 1 Up G3: beat Charl Schwartzel, 4 and 3 R4: lost to Hideto Tanihara, 2 and 1	T9				158,000
					2,815,000
<b>Bridgestone Invitational</b>					
2003 NEC Invitational	T17	72-66-71-70	279	-1	59,250
2004 NEC Invitational	T16	72-70-68-68	278	-2	79,333
2005 NEC Invitational	T19	75-68-67-71	281	+1	77,000
2006 Bridgestone Invitational	T4	69-69-64-71	273	-7	246,250
2007 Bridgestone Invitational	T51	67-73-76-78	294	+14	42,000
2008 Bridgestone Invitational	T8	70-71-68-65	274	-6	162,500
2010 Bridgestone Invitational	T22	68-68-73-70	279	-1	72,000
2011 Bridgestone Invitational	T45	73-71-71-67	282	+2	53,000
2013 Bridgestone Invitational	T27	70-70-73-69	282	+2	73,500
2015 Bridgestone Invitational	T17	68-73-71-67	279	-1	88,500
2016 Bridgestone Invitational	T16	70-72-72-68	282	+2	105,200
2017 Bridgestone Invitational	T5	70-69-67-67	273	-7	268,500
					1,327,033
<b>Mexico Championship</b>					
2003 American Express Championship	T8	73-71-66-71	281	+1	137,500
2004 American Express Championship	T21	72-70-71-71	284	-4	72,000
2006 American Express Championship	T56	74-75-72-71	292	+8	38,500
2007 CA Championship	T9	76-70-66-72	284	-4	157,500
2008 CA Championship	T51	72-75-67-73	287	-1	44,750
2009 CA Championship	T31	71-66-72-73	282	-6	68,500
2010 CA Championship	T6	69-72-68-69	278	-10	214,300
2011 Cadillac Championship	T18	70-71-69-72	282	-6	89,000
2012 Cadillac Championship	T51	76-71-68-73	288	E	46,875
2015 Cadillac Championship	T38	75-73-72-72	292	+4	65,500
2016 Cadillac Championship	7	71-68-75-68	282	-6	240,000
2017 Mexico Championship	T16	74-71-67-66	278	-6	105,125
					1,279,550

## HSBC Champions

Year	Position	Score	Total Score	Total Par	Money
2009 HSBC Champions					W/D
2010 HSBC Champions	T6	73-71-67-70	281	-7	145,714
2011 HSBC Champions	T4	70-66-70-67	273	-15	258,333
2014 HSBC Champions	T0	69-73-69-69	280	-8	84,000
2016 HSBC Champions	T23	67-72-71-68	278	-10	75,750
2017 HSBC Champions	T12	67-70-72-69	278	-10	134,000
2018 HSBC Champions	T11	71-72-69-71	283	-5	140,000
					837,797
<b>TOTAL</b>					<b>\$6,259,380</b>



# KEVIN CHAPPELL (CHAP-pull)

United States



**HEIGHT:** 6-0  
**WEIGHT:** 180  
**BIRTHDATE:** July 8, 1986  
**BIRTHPLACE:** Fresno, California  
**RESIDENCE:** Fresno, California  
**TURNED PROFESSIONAL:** 2008

**PGA TOUR VICTORIES (1):** 2017 Valero Texas Open.

**WEB.COM TOUR VICTORIES (1):** 2010 Fresh Express Classic at TPC Stonebrae.

## WORLD GOLF CHAMPIONSHIPS CAREER SUMMARY

Tournament	Position	Score	Total Score	Total Par	Money
<b>Dell Technologies Match Play (1-2-)</b>					
2017 Dell Technologies Match Play	T39				\$63,500
G1: lost to Jon Rahm, 3 and 2					
G2: lost to Sergio Garcia, 4 and 3					
G3: beat Shane Lowry, 1 Up					
					63,500
<b>Bridgestone Invitational</b>					
2016 Bridgestone Invitational	T3	71-70-69-67	277	-3	\$449,250
2017 Bridgestone Invitational	T13	72-67-68-69	276	-4	123,500
					572,750
<b>Mexico Championship</b>					
2017 Mexico Championship	T55	71-77-71-69	288	+4	50,000
					50,000
<b>HSBC Champions</b>					
2017 HSBC Champions	T35	70-71-72-74	287	-1	67,000
					67,000
			<b>TOTAL</b>		<b>\$753,250</b>



# JASON DUFNER

United States 

**HEIGHT:** 5-10  
**WEIGHT:** 180  
**BIRTHDATE:** March 24, 1977  
**BIRTHPLACE:** Cleveland, Ohio  
**RESIDENCE:** Auburn, Alabama  
**TURNED PROFESSIONAL:** 2000

**PGA TOUR VICTORIES (5):** **2012** Zurich Classic of New Orleans, HP Byron Nelson Championship. **2013** PGA Championship. **2016** CareerBuilder Challenge in partnership with the Clinton Foundation. **2017** the Memorial Tournament presented by Nationwide.

**WEB.COM TOUR VICTORIES (2):** **2001** Wichita Open. **2006** LaSalle Bank Open.

**OTHER VICTORIES: (1):** **2015** Franklin Templeton Shootout [with Brandt Snedeker].

## WORLD GOLF CHAMPIONSHIPS CAREER SUMMARY

Tournament	Position	Score	Total Score	Total Par	Money
<b>Dell Technologies Match Play (4-9-1)</b>					
2012 Accenture Match Play Championship R1: lost to Peter Hanson, 2 and 1	T33				\$45,000
2013 Accenture Match Play Championship R1: lost to Richard Sterne, 1-down	T33				46,000
2014 Accenture Match Play Championship R1: beat Scott Stallings, 19 holes R2: beat Matteo Manassero, 2 and 1 R3: lost to Ernie Els, 1-down	T9				148,000
2015 Cadillac Match Play G1: lost to Rory McIlroy, 5 and 4 G2: lost to Billy Horschel, 3 and 2 G3: beat Brandt Snedeker, 1 Up	T34				63,500
2016 Dell Match Play G1: beat Rickie Fowler, 2 and 1 G2: lost to Byeong Hun An, 2 Up G3: lost to Scott Piercy, 1 Up	T38				63,000
2017 Dell Technologies Match Play G1: Patrick Reed, Halved G2: lost to Brooks Koepka, 6 and 5 G3: lost to Kevin Kisner, 2 and 1	T51				54,071
					419,571
<b>Bridgestone Invitational</b>					
2012 Bridgestone Invitational	7	67-66-73-68	274	-6	210,000
2013 Bridgestone Invitational	T4	67-69-67-71	274	-6	321,666
2014 Bridgestone Invitational	T66	70-74-73-77	294	+14	43,375
2016 Bridgestone Invitational	51	71-76-72-74	293	+13	59,000
2017 Bridgestone Invitational	T50	76-68-73-69	286	+6	51,250
					685,291
<b>Mexico Championship</b>					
2010 CA Championship	T18	73-69-75-65	282	-6	89,000
2012 Cadillac Championship	T29	66-72-73-72	283	-5	67,500
2013 Cadillac Championship	T12	69-69-69-72	279	-9	113,750
2014 Cadillac Championship	T9	69-77-68-76	290	+2	151,250
2015 Cadillac Championship	T49	79-71-71-74	295	+7	55,000
2016 Cadillac Championship	T11	68-72-77-68	285	-3	145,000
2017 Mexico Championship	T23	70-70-72-68	280	-4	86,000
					707,500
<b>HSBC Champions</b>					
2009 HSBC Champions	T40	69-71-73-74	287	-1	45,000
2012 HSBC Champions	T2	68-66-71-64	269	-19	417,500
2014 HSBC Champions	T34	73-67-71-72	283	-5	64,000
2015 HSBC Champions	T10	72-70-72-68	282	-6	135,500
					662,000
			<b>TOTAL</b>		<b>\$2,474,362</b>



# PAUL DUNNE

Ireland



**HEIGHT:** 5-8  
**WEIGHT:** 160  
**BIRTHDATE:** November 26, 1992  
**BIRTHPLACE:** Dublin, Ireland  
**RESIDENCE:** Wicklow, Ireland  
**TURNED PROFESSIONAL:** 2015

**BEST PGA TOUR CAREER FINISH:** T13—2016 Farmers Insurance Open.

**INTERNATIONAL VICTORIES (1):** 2017 British Masters [Eur]

## WORLD GOLF CHAMPIONSHIPS CAREER SUMMARY

Tournament	Position	Score	Total Score	Total Par	Money
<b>HSBC Champions</b>					
2018 HSBC Champions	T38	67-73-70-79	289	+1	\$64,500
					64,500
			<b>TOTAL</b>		<b>\$64,500</b>



# TONY FINAU

United States



**HEIGHT:** 6-4  
**WEIGHT:** 200  
**BIRTHDATE:** September 14, 1989  
**BIRTHPLACE:** Salt Lake City, Utah  
**RESIDENCE:** Lehi, Utah  
**TURNED PROFESSIONAL:** 2007

**PGA TOUR VICTORIES (1):** 2016 Puerto Rico Open at Coco Beach.

**WEB.COM TOUR VICTORIES (1):** 2014 Stonebrae Classic.

## WORLD GOLF CHAMPIONSHIPS CAREER SUMMARY

Tournament	Position	Score	Total Score	Total Par	Money
<b>HSBC Champions</b>					
2018 HSBC Champions	T11	67-72-74-70	283	-5	\$140,000
					140,000
			<b>TOTAL</b>		<b>\$140,000</b>





# ROSS FISHER

England



**HEIGHT:** 6-3  
**WEIGHT:** 180  
**BIRTHDATE:** November 22, 1980  
**BIRTHPLACE:** Ascot, England  
**RESIDENCE:** Cheam, England  
**TURNED PROFESSIONAL:** 2004

**BEST PGA TOUR CAREER FINISH:** T3—2016 HSBC Champions, 2017 Mexico Championship.

**INTERNATIONAL VICTORIES (5):** 2007 KLM Open [Eur]. 2008 European Open [Eur]. 2009 Volvo World Match Play Championship [Eur]. 2010 3 Irish Open [Eur]. 2014 Tshwane Open [Eur].

## WORLD GOLF CHAMPIONSHIPS CAREER SUMMARY

Tournament	Position	Score	Total Score	Total Par	Money
<b>Dell Technologies Match Play (8-6-)</b>					
2009 Accenture Match Play Championship	4				\$490,000
R1: beat Robert Allenby, 1-up R2: beat Pat Perez, 6 and 5 R3: beat Jim Furyk, 4 and 3 QF: beat Justin Leonard, 2 and 1 SF: lost to Paul Casey, 2 and 1 Consolation: lost to Stewart Cink, 1-down					
2010 Accenture Match Play Championship	T33				45,000
R1: lost to Thongchai Jaidee, 5 and 4					
2011 Accenture Match Play Championship	T17				95,000
R1: beat Robert Allenby, 4 and 3 R2: lost to Graeme McDowell, 4 and 2					
2017 Dell Technologies Match Play	T5				298,000
G1: lost to Louis Oosthuizen, 4 and 3 G2: beat Hideki Matsuyama, 2 and 1 G3: beat Jim Furyk, 4 and 2 R4: beat Bubba Watson, 4 and 3 QF: lost to Hideto Tanihara, 4 and 2					
					928,000
<b>Bridgestone Invitational</b>					
2008 Bridgestone Invitational	T56	69-73-70-73	285	+5	40,000
2009 Bridgestone Invitational	43	70-71-70-72	283	+3	56,000
2010 Bridgestone Invitational	T46	70-68-74-71	283	+3	50,214
2017 Bridgestone Invitational	T44	67-72-71-74	284	+4	60,000
					206,214
<b>Mexico Championship</b>					
2008 CA Championship	T34	68-73-70-72	283	-5	57,500
2009 CA Championship	T46	71-69-72-73	285	-3	52,000
2010 CA Championship	T45	73-72-70-72	287	-1	56,000
2011 Cadillac Championship	T61	69-76-76-74	295	+7	41,500
2015 Cadillac Championship	T23	78-71-69-72	290	+2	83,000
2016 Cadillac Championship	T42	76-70-72-76	294	+6	66,000
2017 Mexico Championship	T3	67-68-72-65	272	-12	497,000
					853,000
<b>HSBC Champions</b>					
2009 HSBC Champions	T28	70-70-72-71	283	-5	58,000
2010 HSBC Champions	T16	69-70-69-75	283	-5	77,200
2016 HSBC Champions	T3	69-69-65-68	271	-17	422,500
2017 HSBC Champions	T6	69-68-69-68	274	-14	235,333
2018 HSBC Champions	T58	77-70-73-73	293	+5	48,250
					841,283
<b>TOTAL</b>					<b>\$2,828,497</b>



# MATTHEW FITZPATRICK

England



**HEIGHT:** 5-10  
**WEIGHT:** 155  
**BIRTHDATE:** September 1, 1994  
**BIRTHPLACE:** Sheffield, England  
**RESIDENCE:** Sheffield, England  
**TURNED PROFESSIONAL:** 2014

**BEST PGA TOUR CAREER FINISH:** T7—2016 HSBC Champions, Masters Tournament.

**INTERNATIONAL VICTORIES (4):** 2015 British Masters [Eur], 2016 Nordea Masters [Eur], 2016 DP World Tour Championship [Eur], 2017 Omega European Masters [Eur].

## WORLD GOLF CHAMPIONSHIPS CAREER SUMMARY

Tournament	Position	Score	Total Score	Total Par	Money
<b>Dell Technologies Match Play (3-3-)</b>					
2016 Dell Match Play	T38				\$63,000
G1: lost to Phil Mickelson, 5 and 4 G2: lost to Patrick Reed, 4 and 3 G3: beat Daniel Berger, 2 Up					
2017 Dell Technologies Match Play	T17				93,307
G1: lost to Kevin Na, 5 and 4 G2: beat Chris Wood, 4 and 2 G3: beat Justin Thomas, 2 and 1					
					156,307
<b>Bridgestone Invitational</b>					
2017 Bridgestone Invitational	T50	73-71-71-71	286	+6	51,250
					51,250
<b>Mexico Championship</b>					
2016 Cadillac Championship	T35	76-71-72-73	292	+4	72,500
2017 Mexico Championship	T16	71-67-72-68	278	-6	105,125
					177,625
<b>HSBC Champions</b>					
2016 HSBC Champions	T7	68-69-69-67	273	-15	173,750
2017 HSBC Champions	T16	72-74-70-65	281	-7	103,666
2018 HSBC Champions	T9	68-69-72-73	282	-6	176,000
					453,416
			<b>TOTAL</b>		<b>\$838,598</b>



# TOMMY FLEETWOOD

England



**HEIGHT:** 5-11  
**WEIGHT:** 168  
**BIRTHDATE:** January 19, 1991  
**BIRTHPLACE:** Southport, England  
**RESIDENCE:** Southport, England  
**TURNED PROFESSIONAL:** 2010

**BEST PGA TOUR CAREER FINISH:** 2—2017 World Golf Championships-Mexico Championship.

**INTERNATIONAL VICTORIES (5):** 2011 Kazakhstan Open [EurChall], Formby Hall Classic [PGA EuroPro], 2013 Johnnie Walker Championship at Gleneagles [Eur], 2017 Abu Dhabi HSBC Championship [Eur], 2017 HNA Open de France [Eur].

**OTHER VICTORIES (1):** 2013 Farmfoods British Par-3 Championship.

## WORLD GOLF CHAMPIONSHIPS CAREER SUMMARY

Tournament	Position	Score	Total Score	Total Par	Money
<b>Dell Technologies Match Play (4-4-)</b>					
2015 Cadillac Match Play	T5				\$285,000
G1: lost to Sergio Garcia, 2 Up G2: beat Jamie Donaldson, 21 holes G3: beat Bernd Wiesberger, 19 holes R4: beat Branden Grace, 2 and 1 QF: lost to Danny Willett, 4 and 3					
2017 Dell Technologies Match Play	T39				63,500
G1: beat Zach Johnson, 1 Up G2: lost to Brendan Steele, 1 Up G3: lost to Matt Kuchar, 4 and 2					
					348,500
<b>Bridgestone Invitational</b>					
2017 Bridgestone Invitational	T28	70-68-70-71	279	-1	73,562
					73,562
<b>Mexico Championship</b>					
2015 Cadillac Championship	T71	77-77-73-80	307	+19	42,625
2017 Mexico Championship	2	69-70-66-66	271	-13	1,045,000
					1,087,625
<b>HSBC Champions</b>					
2014 HSBC Champions	T18	68-70-69-72	279	-9	87,000
2015 HSBC Champions	T24	69-75-74-69	287	-1	73,500
2016 HSBC Champions	T30	67-71-72-70	280	-8	68,000
2018 HSBC Champions	T20	71-70-70-74	285	-3	90,250
					318,750
			<b>TOTAL</b>		<b>\$1,828,437</b>



# RICKIE FOWLER

United States 

**HEIGHT:** 5-9  
**WEIGHT:** 150  
**BIRTHDATE:** December 13, 1988  
**BIRTHPLACE:** Murrieta, California  
**RESIDENCE:** Jupiter, Florida  
**TURNED PROFESSIONAL:** 2009

**PGA TOUR VICTORIES (4):** 2012 Wells Fargo Championship. 2015 THE PLAYERS Championship, Deutsche Bank Championship. 2017 The Honda Classic.

**INTERNATIONAL VICTORIES (3):** 2011 Kolon Korea Open [OneAsia]. 2015 Aberdeen Asset Management Scottish Open [Eur]. 2016 Abu Dhabi HSBC Golf Championship [Eur].

**OTHER VICTORIES: (1):** 2018 Hero World Challenge

## WORLD GOLF CHAMPIONSHIPS CAREER SUMMARY

Tournament	Position	Score	Total Score	Total Par	Money
<b>Dell Technologies Match Play (10-6-2)</b>					
2011 Accenture Match Play Championship	T9				\$140,000
R1: beat Peter Hanson, 1-up R2: beat Phil Mickelson, 6 and 5 R3: lost to Matt Kuchar, 2 and 1					
2012 Accenture Match Play Championship	T33				45,000
R1: lost to David Toms, 1-down					
2013 Accenture Match Play Championship	T33				46,000
R1: lost to Carl Pettersson, 19 holes					
2014 Accenture Match Play Championship	3				630,000
R1: beat Ian Poulter, 2 and 1 R2: beat Jimmy Walker, 1-up R3: beat Sergio Garcia, 1-up QF: beat Jim Furyk, 1-up SF: lost to Jason Day, 3 and 2 Consolation: beat Ernie Els, 19 holes					
2015 Cadillac Match Play	T9				150,000
G1: beat Harris English, 1 Up G2: beat Shane Lowry, 1 Up G3: beat Graeme McDowell, 5 and 4 R4: lost to Louis Oosthuizen, 1 Up					
2016 Dell Match Play	T38				63,000
G1: lost to Jason Dufner, 2 and 1 G2: Scott Piercy, 1 Up G3: Byeong Hun An, Halved					
					1,074,000
<b>Bridgestone Invitational</b>					
2010 Bridgestone Invitational	T33	68-73-69-70	280	E	63,500
2011 Bridgestone Invitational	T2	68-64-69-66	267	-13	665,000
2012 Bridgestone Invitational	T60	70-80-69-69	288	+8	44,500
2013 Bridgestone Invitational	T21	67-71-70-73	281	+1	81,166
2014 Bridgestone Invitational	T8	67-67-72-67	273	-7	170,000
2015 Bridgestone Invitational	T10	67-72-70-67	276	-4	149,500
2016 Bridgestone Invitational	T10	68-73-72-67	280	E	167,750
2017 Bridgestone Invitational	9	70-71-67-66	274	-6	186,000
					1,527,416
<b>Mexico Championship</b>					
2011 Cadillac Championship	8	71-73-68-66	278	-10	200,000
2012 Cadillac Championship	T45	74-70-72-70	286	-2	52,000
2013 Cadillac Championship	T35	69-69-71-78	287	-1	68,500
2014 Cadillac Championship	T44	76-75-74-71	296	+8	60,500
2015 Cadillac Championship	T12	68-77-71-72	288	E	123,000
2016 Cadillac Championship	T8	70-71-71-71	283	-5	197,500
2017 Mexico Championship	T16	69-69-73-67	278	-6	105,125
					806,625
<b>HSBC Champions</b>					
2010 HSBC Champions	T25	71-74-72-68	285	-3	60,200
2014 HSBC Champions	T55	74-70-70-73	287	-1	46,250
2015 HSBC Champions	T3	69-70-69-70	278	-10	381,666
2016 HSBC Champions	T17	68-72-68-67	275	-13	89,000
2017 HSBC Champions	T6	65-73-68-68	274	-14	235,333
					812,450
<b>TOTAL</b>					<b>\$4,220,491</b>



# DYLAN FRITTELLI

South Africa



**HEIGHT:** 6-3  
**WEIGHT:** 179  
**BIRTHDATE:** June 5, 1990  
**BIRTHPLACE:** Johannesburg, South Africa  
**RESIDENCE:** Austin, Texas  
**TURNED PROFESSIONAL:** 2012

**BEST PGA TOUR CAREER FINISH:** T63—2017 PGA Championship.

**INTERNATIONAL VICTORIES (2):** 2017 Lyonesse Open [Eur], 2017 AfrAsia Bank Mauritius Open [Eur, SAf, Asia]

## WORLD GOLF CHAMPIONSHIPS CAREER SUMMARY

Tournament	Position	Score	Total Score	Total Par	Money
No previous World Golf Championships competition.					



# SERGIO GARCIA

Spain



**HEIGHT:** 5-10  
**WEIGHT:** 180  
**BIRTHDATE:** January 9, 1980  
**BIRTHPLACE:** Castellon, Spain  
**RESIDENCE:** Crans-Montana, Switzerland  
**TURNED PROFESSIONAL:** 1999

**PGA TOUR VICTORIES (10):** **2001** MasterCard Colonial, Buick Classic. **2002** Mercedes Championships. **2004** EDS Byron Nelson Championship, Buick Classic. **2005** Booz Allen Classic. **2008** THE PLAYERS Championship. **2012** Wyndham Championship. **2016** AT&T Byron Nelson. **2017** Masters Tournament.

**INTERNATIONAL VICTORIES (21):** **1997** Catalanian Open Championship. **1999** Murphy's Irish Open [Eur], Linde German Masters [Eur]. **2001** Lancome Trophy [Eur], Nedbank Golf Challenge [SAf]. **2002** Canarias Open de Espana [Eur], Kolon Cup Korean Open [Asia]. **2003** Nedbank Golf Challenge [SAf]. **2004** Mallorca Classic [Eur]. **2005** Omega European Masters [Eur]. **2008** Castello Masters [Eur], HSBC Champions [Eur]. **2011** Castello Masters [Eur], Andalucia Masters [Eur]. **2012** Iskandar Johor Open [Asia]. **2013** Thailand Golf Championship [Asia]. **2014** Commercial Bank Qatar Masters [Eur]. **2015** Ho Tram Open [Asia]. **2017** Omega Dubai Desert Classic [Eur], **2017** Andalucia Valderrama Masters hosted by the Sergio Garcia Foundation [Eur], **2018** SMBC Singapore Open [Asia].

**OTHER VICTORIES: (1):** **1999** Dunhill Cup [with Miguel Angel Jimenez and Jose Maria Olazabal].

## WORLD GOLF CHAMPIONSHIPS CAREER SUMMARY

Tournament	Position	Score	Total Score	Total Par	Money
<b>Dell Technologies Match Play (19-17-1)</b>					
2000 Accenture Match Play Championship	T9				\$75,000
R1: beat Loren Roberts, 20 holes R2: beat Mike Weir, 7 and 6 R3: lost to David Duval, 2 and 1					
2002 Accenture Match Play Championship	T9				85,000
R1: beat Lee Janzen, 3 and 2 R2: beat Charles Howell III, 1 up R3: lost to Scott McCarron, 1-down					
2003 Accenture Match Play Championship	T33				30,000
R1: lost to Kevin Sutherland, 2 and 1					
2004 Accenture Match Play Championship	T33				35,000
R1: lost to Jerry Kelly, 1-down					
2005 Accenture Match Play Championship	T9				125,000
R1: beat Alex Cejka, 4 and 2 R2: beat Jerry Kelly, 19 holes R3: lost to Adam Scott, 4 and 3					
2007 Accenture Match Play Championship	T17				90,000
R1: beat Darren Clarke, 19 holes R2: lost to Charles Howell III, 4 and 3					
2008 Accenture Match Play Championship	T17				90,000
R1: beat John Senden, 3 and 2 R2: lost to Boo Weekley, 3 and 1					
2009 Accenture Match Play Championship	T33				45,000
R1: lost to Charl Schwartzel, 1-down					
2010 Accenture Match Play Championship	4				490,000
R1: beat David Toms, 1-up R2: beat Anders Hansen, 2 and 1 R3: beat Tim Clark, 2 and 1 OF: beat Oliver Wilson, 4 and 3 SF: lost to Ian Poulter, 7 and 6 Consolation: lost to Camilo Villegas, 5 and 4					
2012 Accenture Match Play Championship	T33				45,000
R1: lost to Miguel Angel Jimenez, 2 and 1					
2013 Accenture Match Play Championship	T17				96,000
R1: beat Thongchai Jaidee, 20 holes R2: lost to Matt Kuchar, 2 and 1					
2014 Accenture Match Play Championship	T9				148,000
R1: beat Marc Leishman, 22 holes R2: beat Bill Haas, 3 and 1 R3: lost to Rickie Fowler, 1-down					
2015 Cadillac Match Play	T34				63,500
G1: beat Tommy Fleetwood, 2 Up G2: lost to Bernd Wiesberger, 2 and 1 G3: lost to Jamie Donaldson, 2 and 1					
2016 Dell Match Play	T18				90,900
G1: beat Lee Westwood, 1 Up G2: lost to Ryan Moore, 1 Up G3: beat Marc Leishman, 5 and 4					
2017 Dell Technologies Match Play	T30				74,000
G1: beat Hideki Matsuyama, 2 Up G2: beat Kevin Chappell, 4 and 3 G3: lost to Jon Rahm, 6 and 4					
					1,582,400
<b>Bridgestone Invitational</b>					
1999 NEC Invitational	T7	67-70-69-72	278	-2	154,000
2002 NEC Invitational	T58	68-73-76-73	290	+6	29,500
2003 NEC Invitational	T30	64-76-69-73	282	+2	43,000
2004 NEC Invitational	T16	68-70-70-70	278	-2	79,333
2005 NEC Invitational	T13	68-70-67-74	279	-1	94,400
2006 Bridgestone Invitational	T22	69-73-68-71	281	+1	68,000
2007 Bridgestone Invitational	T20	71-77-71-67	286	+6	75,500
2008 Bridgestone Invitational	T36	69-72-68-72	281	+1	52,000
2009 Bridgestone Invitational	T22	68-72-70-70	280	E	74,428
2010 Bridgestone Invitational	T22	70-70-69-70	279	-1	72,000
2011 Bridgestone Invitational	T53	68-72-72-72	284	+4	46,500
2012 Bridgestone Invitational	T29	67-72-71-71	281	+1	68,000
2013 Bridgestone Invitational	T40	71-76-70-68	285	+5	61,500
2014 Bridgestone Invitational	2	68-61-67-71	267	-13	900,000
2015 Bridgestone Invitational	T37	71-67-72-73	283	+3	63,000
2017 Bridgestone Invitational	T39	72-71-72-67	282	+2	65,500
					1,946,661
<b>Mexico Championship</b>					
1999 American Express Championship	T7	74-69-69-73	285	+1	135,000
2000 American Express Championship	T5	69-74-74-64	281	-7	157,500
2002 American Express Championship	7	69-69-70-62	270	-18	155,000
2003 American Express Championship	T12	65-73-70-75	283	+3	89,375
2004 American Express Championship	T4	67-72-67-70	276	-12	308,000
2005 American Express Championship	T3	67-69-67-69	272	-8	353,666
2006 American Express Championship	T32	69-73-71-69	282	-2	61,000
2007 CA Championship	T3	71-70-71-70	282	-6	378,333
2008 CA Championship	T15	69-73-69-68	279	-9	86,700
2009 CA Championship	T31	72-72-68-70	282	-6	68,500
2010 CA Championship	T37	74-72-71-69	286	-2	62,500
2012 Cadillac Championship	T60	75-74-68-76	293	+5	42,000
2013 Cadillac Championship	T3	66-72-67-69	274	-14	417,500
2014 Cadillac Championship	T16	74-76-73-69	292	+4	90,666
2015 Cadillac Championship	T31	73-69-71-78	291	+3	72,000
2016 Cadillac Championship	T11	73-71-67-74	285	-3	145,000
2017 Mexico Championship	T12	68-71-68-70	277	-7	131,250
					2,753,991

### HSBC Champions

2009 HSBC Champions	T23	75-70-69-67	281	-7	66,000
2014 HSBC Champions	4	70-68-69-63	270	-18	365,000
2015 HSBC Champions	T28	74-72-73-69	288	E	68,500
2016 HSBC Champions	T11	68-70-68-68	274	-14	106,166
2017 HSBC Champions	T9	68-72-69-67	276	-12	170,000
					775,666

**TOTAL \$7,058,718**



# BRANDEN GRACE

South Africa



**HEIGHT:** 5-10  
**WEIGHT:** 171  
**BIRTHDATE:** May 20, 1988  
**BIRTHPLACE:** Pretoria, South Africa  
**RESIDENCE:** George, South Africa  
**TURNED PROFESSIONAL:** 2007

**PGA TOUR VICTORIES (1):** 2016 RBC Heritage.

**INTERNATIONAL VICTORIES (10):** 2010 Coca-Cola Charity Championship [SAf], 2012 Joburg Open [Eur], Volvo Golf Champions [Eur], Volvo China Open [Eur], Vodacom Origins Final [SAf], Alfred Dunhill Links Championship [Eur]. 2015 Alfred Dunhill Championship [Eur], Commercial Bank Qatar Masters [Eur], Dimension Data Pro-Am [SAf]. 2016 Commercial Bank Qatar Masters [Eur].

## WORLD GOLF CHAMPIONSHIPS CAREER SUMMARY

Tournament	Position	Score	Total Score	Total Par	Money
<b>Dell Technologies Match Play (5-7-)</b>					
2013 Accenture Match Play Championship R1: lost to Robert Garrigus, 4 and 3	T33				\$46,000
2014 Accenture Match Play Championship R1: lost to Jimmy Walker, 5 and 4	T33				48,000
2015 Cadillac Match Play G1: lost to Zach Johnson, 2 Up G2: beat Jason Day, 4 and 3 G3: beat Charley Hoffman, 2 and 1 R4: lost to Tommy Fleetwood, 2 and 1	T9				150,000
2016 Dell Match Play G1: lost to Chris Kirk, 3 and 1 G2: beat David Lingmerth, 4 and 3 G3: beat Russell Knox, 5 and 4	T18				90,900
2017 Dell Technologies Match Play G1: beat Andy Sullivan, 4 and 2 G2: lost to William McGirt, 2 and 1 G3: lost to Brandt Snedeker, 5 and 4	T39				63,500
					398,400
<b>Bridgestone Invitational</b>					
2012 Bridgestone Invitational	T36	72-70-66-74	282	+2	62,500
2013 Bridgestone Invitational	T65	70-75-70-78	293	+13	42,800
2014 Bridgestone Invitational	T23	69-71-67-70	277	-3	82,000
2015 Bridgestone Invitational	T17	73-69-67-70	279	-1	88,500
2016 Bridgestone Invitational	T10	69-72-71-68	280	E	167,750
2017 Bridgestone Invitational	T28	71-69-71-68	279	-1	73,562
					517,112
<b>Mexico Championship</b>					
2012 Cadillac Championship	T35	78-72-64-70	284	-4	60,500
2013 Cadillac Championship	T49	73-74-72-72	291	+3	54,500
2014 Cadillac Championship	T40	75-74-69-77	295	+7	63,500
2015 Cadillac Championship	54	75-74-72-75	296	+8	52,000
2016 Cadillac Championship	T23	73-73-74-68	288	E	91,000
2017 Mexico Championship	T32	73-69-68-73	283	-1	70,500
					392,000
<b>HSBC Champions</b>					
2012 HSBC Champions	T62	75-76-70-70	291	+3	32,500
2014 HSBC Champions	T39	77-71-67-69	284	-4	58,000
2016 HSBC Champions	T15	63-71-70-68	272	-16	276,500
2017 HSBC Champions	T30	73-75-71-67	286	-2	72,000
2018 HSBC Champions	T15	74-69-72-69	284	-4	107,900
					546,900
			<b>TOTAL</b>		<b>\$1,854,412</b>





# GAVIN KYLE GREEN

Malaysia



**HEIGHT:** 6-1  
**WEIGHT:** 190  
**BIRTHDATE:** December 28, 1993  
**BIRTHPLACE:** Kuala Lumpur, Malaysia  
**RESIDENCE:** Malaysia  
**TURNED PROFESSIONAL:** 2015

**BEST PGA TOUR CAREER FINISH:** T38—2018 World Golf Championships-HSBC Champions.

**INTERNATIONAL VICTORIES (1):** 2017 Mercuries Taiwan Masters [Asia]

## WORLD GOLF CHAMPIONSHIPS CAREER SUMMARY

Tournament	Position	Score	Total Score	Total Par	Money
<b>HSBC Champions</b>					
2018 HSBC Champions	T38	65-74-73-77	289	+1	\$64,500
					64,500
			<b>TOTAL</b>		<b>\$64,500</b>



# ADAM HADWIN

Canada



**HEIGHT:** 5-8  
**WEIGHT:** 165  
**BIRTHDATE:** November 2, 1987  
**BIRTHPLACE:** Moose Jaw, Saskatchewan, Canada  
**RESIDENCE:** Abbotsford, British Columbia, Canada  
**TURNED PROFESSIONAL:** 2009

**PGA TOUR VICTORIES (1):** 2017 Valspar Championship.

**WEB.COM TOUR VICTORIES (2):** 2014 Chile Classic, Chiquita Classic.

**INTERNATIONAL VICTORIES (2):** 2010 Desert Dunes Classic [Can]. 2011 Pacific Colombia Tour [Can].

## WORLD GOLF CHAMPIONSHIPS CAREER SUMMARY

Tournament	Position	Score	Total Score	Total Par	Money
<b>Bridgestone Invitational</b>					
2017 Bridgestone Invitational	T5	68-69-67-69	273	-7	\$268,500
					268,500
<b>HSBC Champions</b>					
2018 HSBC Champions	T65	69-74-79-73	295	+7	46,125
					46,125
			<b>TOTAL</b>		<b>\$314,625</b>



# BRIAN HARMAN

United States



**HEIGHT:** 5-7  
**WEIGHT:** 150  
**BIRTHDATE:** January 19, 1987  
**BIRTHPLACE:** Savannah, Georgia  
**RESIDENCE:** St. Simons Island, Georgia  
**TURNED PROFESSIONAL:** 2009

**PGA TOUR VICTORIES (2):** 2014 John Deere Classic. 2017 Wells Fargo Championship.

## WORLD GOLF CHAMPIONSHIPS CAREER SUMMARY

Tournament	Position	Score	Total Score	Total Par	Money
<b>Bridgestone Invitational</b>					
2014 Bridgestone Invitational	65	72-70-75-76	293	+13	\$43,750
2017 Bridgestone Invitational	T50	70-74-69-73	286	+6	51,250
					95,000
<b>HSBC Champions</b>					
2018 HSBC Champions	8	68-69-70-74	281	-7	210,000
					210,000
			<b>TOTAL</b>		<b>\$305,000</b>



# TYRRELL HATTON

England



**HEIGHT:** 5-9  
**WEIGHT:** 161  
**BIRTHDATE:** October 14, 1991  
**BIRTHPLACE:** High Wycombe, Buckinghamshire, England  
**RESIDENCE:** Marlow, Buckinghamshire, England  
**TURNED PROFESSIONAL:** 2011

**BEST PGA TOUR CAREER FINISH: T4—2017** The Honda Classic, Arnold Palmer Invitational presented by Mastercard.

**INTERNATIONAL VICTORIES (3):** 2016 Alfred Dunhill Links Championship [Eur], 2017 Italian Open, 2017 Alfred Dunhill Links Championship.

## WORLD GOLF CHAMPIONSHIPS CAREER SUMMARY

Tournament	Position	Score	Total Score	Total Par	Money
<b>Dell Technologies Match Play (2-1-)</b>					
2017 Dell Technologies Match Play	T17				\$93,307
G1: beat Charles Howell III, 2 and 1					
G2: beat Jeunghun Wang, 2 Up					
G3: lost to Rafa Cabrera Bello, 2 and 1					
					93,307
<b>Bridgestone Invitational</b>					
2017 Bridgestone Invitational	T36	72-71-69-69	281	+1	68,000
					68,000
<b>Mexico Championship</b>					
2017 Mexico Championship	10	70-67-68-70	275	-9	166,000
					166,000
<b>HSBC Champions</b>					
2016 HSBC Champions	T54	70-76-70-70	286	-2	47,500
2017 HSBC Champions	T23	70-76-67-71	284	-4	80,166
2018 HSBC Champions	T11	68-70-71-74	283	-5	140,000
					267,666
			<b>TOTAL</b>		<b>\$594,973</b>



# RUSSELL HENLEY

United States



**HEIGHT:** 6-0  
**WEIGHT:** 180  
**BIRTHDATE:** April 12, 1989  
**BIRTHPLACE:** Macon, Georgia  
**RESIDENCE:** Kiawah Island, South Carolina  
**TURNED PROFESSIONAL:** 2011

**PGA TOUR VICTORIES (3):** **2013** Sony Open in Hawaii. **2014** The Honda Classic. **2017** Shell Houston Open.

**WEB.COM TOUR VICTORIES (3):** **2011** Stadion Classic at UGA. **2012** Chiquita Classic, Winn-Dixie Jacksonville Open Presented by Planters.

## WORLD GOLF CHAMPIONSHIPS CAREER SUMMARY

Tournament	Position	Score	Total Score	Total Par	Money
<b>Dell Technologies Match Play (2-3-)</b>					
2013 Accenture Match Play Championship	T17				\$96,000
R1: beat Charl Schwartzel, 1-up R2: lost to Jason Day, 19 holes					
2015 Cadillac Match Play	T34				63,500
G1: lost to Brooks Koepka, 1 Up G2: lost to J.B. Holmes, 19 holes G3: beat Marc Warren, 1 Up					
					159,500
<b>Bridgestone Invitational</b>					
2013 Bridgestone Invitational	T27	72-69-75-66	282	+2	73,500
2014 Bridgestone Invitational	T41	72-70-71-68	281	+1	61,000
2015 Bridgestone Invitational	T17	70-70-70-69	279	-1	88,500
2017 Bridgestone Invitational	T66	75-74-69-71	289	+9	45,750
					268,750
<b>Mexico Championship</b>					
2013 Cadillac Championship	T28	70-72-70-73	285	-3	75,000
2014 Cadillac Championship	T47	72-78-75-73	298	+10	57,000
2015 Cadillac Championship	T56	74-74-72-78	298	+10	48,000
					180,000
<b>HSBC Champions</b>					
2015 HSBC Champions	T35	71-75-74-70	290	+2	61,500
2018 HSBC Champions	T36	75-68-76-69	288	E	68,500
					130,000
<b>TOTAL</b>					<b>\$738,250</b>



# CHARLEY HOFFMAN

United States



**HEIGHT:** 6-0  
**WEIGHT:** 200  
**BIRTHDATE:** December 27, 1976  
**BIRTHPLACE:** San Diego, California  
**RESIDENCE:** Las Vegas, Nevada  
**TURNED PROFESSIONAL:** 2000

**PGA TOUR VICTORIES (4):** 2007 Bob Hope Chrysler Classic. 2010 Deutsche Bank Championship. 2015 OHL Classic at Mayakoba. 2016 Valero Texas Open.

**WEB.COM TOUR VICTORIES (1):** 2004 Permian Basin Charity Golf Classic.

## WORLD GOLF CHAMPIONSHIPS CAREER SUMMARY

Tournament	Position	Score	Total Score	Total Par	Money
<b>Dell Technologies Match Play (3-4-)</b>					
2011 Accenture Match Play Championship R1: lost to Luke Donald, 6 and 5	T33				\$45,000
2015 Cadillac Match Play G1: beat Jason Day, 4 and 3 G2: beat Zach Johnson, 2 and 1 G3: lost to Branden Grace, 2 and 1	T17				85,823
2016 Dell Match Play G1: lost to Brandt Snedeker, 2 and 1 G2: lost to Charl Schwartzel, 3 and 2 G3: beat Danny Lee, 4 and 2	T38				63,000
					193,823
<b>Bridgestone Invitational</b>					
2007 Bridgestone Invitational	T22	71-73-74-69	287	+7	66,250
2011 Bridgestone Invitational	T37	68-69-70-74	281	+1	58,500
2015 Bridgestone Invitational	T31	75-66-71-69	281	+1	70,500
2016 Bridgestone Invitational	T33	68-73-72-72	285	+5	76,000
2017 Bridgestone Invitational	3	68-69-67-66	270	-10	572,000
					843,250
<b>Mexico Championship</b>					
2007 CA Championship	T61	75-75-77-72	299	+11	40,250
2009 CA Championship	T13	68-70-67-73	278	-10	97,142
2011 Cadillac Championship	T24	67-75-73-69	284	-4	77,250
2015 Cadillac Championship	T38	70-74-72-76	292	+4	65,500
2016 Cadillac Championship	T17	68-70-74-75	287	-1	102,166
					382,309
			<b>TOTAL</b>		<b>\$1,419,382</b>



# YUTA IKEDA (YOU-tuh ih-KEY-duh)

Japan



**HEIGHT:** 5-9  
**WEIGHT:** 170  
**BIRTHDATE:** December 22, 1985  
**BIRTHPLACE:** Chiba, Japan  
**RESIDENCE:** Chiba, Japan  
**TURNED PROFESSIONAL:** 2008

**BEST PGA TOUR CAREER FINISH: T22—2010** Golf Championships-CA Championship, **2017** THE PLAYERS Championship.

**INTERNATIONAL VICTORIES (16): 2009** Japan PGA Championship [Jpn], Vana H Cup KBC Augusta [Jpn], Canon Open [Jpn], Bridgestone Open [Jpn], **2010** Toshin Golf Tournament in Lake Wood [Jpn], ANA Open [Jpn], Bridgestone Open [Jpn], Dunlop Phoenix [Jpn], **2011** Sun Chlorella Classic [Jpn], **2012** Canon Open [Jpn], **2013** Mynavi ABC Championship [Jpn], **2014** Japan Open [Jpn], **2015** KBC Augusta [Jpn], **2016** Panasonic Open Golf Championship [Jpn], Honma Tourworld Cup [Jpn], Casio World Open [Jpn]

## WORLD GOLF CHAMPIONSHIPS CAREER SUMMARY

Tournament	Position	Score	Total Score	Total Par	Money
<b>Dell Technologies Match Play (0-4- 1)</b>					
2010 Accenture Match Play Championship R1: lost to Nick Watney, 4 and 3	T33				\$45,000
2011 Accenture Match Play Championship R1: lost to Miguel Angel Jiménez, 2 and 1	T33				45,000
2017 Dell Technologies Match Play G1: Ryan Moore, Halved G2: lost to Jordan Spieth, 4 and 2 G3: lost to Hideto Tanihara, 3 and 1	T51				54,071
					144,071
<b>Bridgestone Invitational</b>					
2010 Bridgestone Invitational	T69	72-76-69-73	290	+10	39,250
2011 Bridgestone Invitational	75	74-72-77-74	297	+17	36,500
					75,750
<b>Mexico Championship</b>					
2010 CA Championship	T22	71-68-74-70	283	-5	81,000
2011 Cadillac Championship	T55	74-73-74-71	292	+4	45,500
2017 Mexico Championship	T61	75-74-72-69	290	+6	47,250
					173,750
<b>HSBC Champions</b>					
2009 HSBC Champions	T51	73-73-71-72	289	+1	38,000
2010 HSBC Champions	T30	67-75-76-68	286	-2	55,500
2011 HSBC Champions	T29	70-71-68-74	283	-5	56,500
2012 HSBC Champions	T72	70-70-82-75	297	+9	27,500
					177,500
			<b>TOTAL</b>		<b>\$571,071</b>



# DUSTIN JOHNSON

United States



**HEIGHT:** 6-4  
**WEIGHT:** 190  
**BIRTHDATE:** June 22, 1984  
**BIRTHPLACE:** Columbia, South Carolina  
**RESIDENCE:** Jupiter, Florida  
**TURNED PROFESSIONAL:** 2007

**PGA TOUR VICTORIES (17):** **2008** Turning Stone Resort Championship. **2009** AT&T Pebble Beach National Pro-Am. **2010** AT&T Pebble Beach National Pro-Am, BMW Championship. **2011** The Barclays. **2012** FedEx St. Jude Classic. **2013** Hyundai Tournament of Champions. **2014** HSBC Champions. **2015** Cadillac Championship. **2016** U.S. Open, Bridgestone Invitational, BMW Championship. **2017** Genesis Open, World Golf Championships-Mexico Championship, World Golf Championships-Dell Technologies Match Play, THE NORTHERN TRUST. **2018** Sentry Tournament of Champions.

**OTHER VICTORIES: (1):** **2010** Shark Shootout [with Ian Poulter].

## WORLD GOLF CHAMPIONSHIPS CAREER SUMMARY

Tournament	Position	Score	Total Score	Total Par	Money
<b>Dell Technologies Match Play (14-9-)</b>					
2009 Accenture Match Play Championship R1: lost to Steve Stricker, 2 and 1	T33				\$45,000
2010 Accenture Match Play Championship R1: lost to Camilo Villegas, 4 and 3	T33				45,000
2011 Accenture Match Play Championship R1: lost to Mark Wilson, 19 holes	T33				45,000
2012 Accenture Match Play Championship R1: beat Jim Furyk, 20 holes R2: beat Francesco Molinari, 7 and 5 R3: lost to Mark Wilson, 4 and 3	T9				140,000
2013 Accenture Match Play Championship R1: lost to Alexander Noren, 6 and 4	T33				46,000
2014 Accenture Match Play Championship R1: lost to Peter Hanson, 4 and 3	T33				48,000
2015 Cadillac Match Play G1: beat Matt Jones, 3 and 1 G2: lost to Charl Schwartzel, 20 holes G3: beat Victor Dubuisson, 2 and 1	T17				85,823
2016 Dell Match Play G1: lost to Robert Streb, 3 and 2 G2: beat Kiradech Aphibarnrat, 5 and 4 G3: beat Jimmy Walker, 2 and 1 R4: beat Patrick Reed, 3 and 2 QF: lost to Louis Oosthuizen, 2 and 1	T5				290,000
2017 Dell Technologies Match Play G1: beat Webb Simpson, 5 and 3 G2: beat Martin Kaymer, 3 and 2 G3: beat Jimmy Walker, 5 and 3 R4: beat Zach Johnson, 5 and 4 QF: beat Alex Noren, 3 and 2 SF: beat Hideto Tanihara, 1 Up Championship Match: beat Jon Rahm, 1 Up	1				1,660,000
					2,404,823
<b>Bridgestone Invitational</b>					
2009 Bridgestone Invitational	T22	70-71-70-69	280	E	74,428
2010 Bridgestone Invitational	15	72-65-68-71	276	-4	96,000
2011 Bridgestone Invitational	T48	73-69-70-71	283	+3	49,300
2012 Bridgestone Invitational	T19	69-68-73-68	278	-2	82,000
2013 Bridgestone Invitational	T33	72-69-75-67	283	+3	68,000
2015 Bridgestone Invitational	T53	69-67-75-76	287	+7	48,166
2016 Bridgestone Invitational	1	69-73-66-66	274	-6	1,620,000
2017 Bridgestone Invitational	T17	68-75-68-66	277	-3	95,500
					2,133,395
<b>Mexico Championship</b>					
2009 CA Championship	T35	70-66-71-76	283	-5	64,000
2010 CA Championship	T56	69-72-76-73	290	+2	45,500
2011 Cadillac Championship	2	69-69-65-71	274	-14	850,000
2012 Cadillac Championship	T35	75-68-73-68	284	-4	60,500
2013 Cadillac Championship	T12	68-69-70-72	279	-9	113,750
2014 Cadillac Championship	T4	69-74-73-72	288	E	395,000
2015 Cadillac Championship	1	68-73-69-69	279	-9	1,570,000
2016 Cadillac Championship	T14	72-64-71-79	286	-2	120,000
2017 Mexico Championship	1	70-66-66-68	270	-14	1,660,000
					4,878,750
<b>HSBC Champions</b>					
2012 HSBC Champions	T39	67-68-84-66	285	-3	47,000
2014 HSBC Champions	1	69-63-66-66	264	-24	1,400,000
2016 HSBC Champions	T5	65-71-65-71	272	-16	276,500
2017 HSBC Champions	T35	74-74-70-69	287	-1	67,000
2018 HSBC Champions	T2	68-63-68-77	276	-12	679,666
					2,470,166
			<b>TOTAL</b>		<b>\$11,887,13</b>





# CHAN KIM

United States 

**HEIGHT:** 6-2  
**WEIGHT:** 231  
**BIRTHDATE:** March 24, 1990  
**BIRTHPLACE:** Suwon, South Korea  
**RESIDENCE:** United States  
**TURNED PROFESSIONAL:** 2010

**BEST PGA TOUR CAREER FINISH:** T11—2017 The Open Championship.

**INTERNATIONAL VICTORIES (3):** 2017 Gateway to The Open Mizuno Open [Jpn], 2017 Shigeo Nagashima Invitational Sega Sammy Cup [Jpn], 2017 Heiwa PGM Championship [Jpn].

## WORLD GOLF CHAMPIONSHIPS CAREER SUMMARY

Tournament	Position	Score	Total Score	Total Par	Money
<b>HSBC Champions</b>					
2018 HSBC Champions	T58	69-72-72-80	293	+5	\$48,250
					48,250
			<b>TOTAL</b>		<b>\$48,250</b>



# KEVIN KISNER

United States 

**HEIGHT:** 5-10  
**WEIGHT:** 165  
**BIRTHDATE:** February 15, 1984  
**BIRTHPLACE:** Aiken, South Carolina  
**RESIDENCE:** Aiken, South Carolina  
**TURNED PROFESSIONAL:** 2006

**PGA TOUR VICTORIES (2):** 2016 The RSM Classic. 2017 DEAN & DELUCA Invitational.

**WEB.COM TOUR VICTORIES (2):** 2010 Mylan Classic presented by CONSOL Energy. 2013 Chile Classic.

## WORLD GOLF CHAMPIONSHIPS CAREER SUMMARY

Tournament	Position	Score	Total Score	Total Par	Money
<b>Dell Technologies Match Play (3-3-)</b>					
2016 Dell Match Play	T38				\$63,000
G1: beat Soren Kjeldsen, 2 and 1 G2: lost to Rafa Cabrera Bello, 4 and 3 G3: lost to Hideki Matsuyama, 3 and 2					
2017 Dell Technologies Match Play	T17				93,307
G1: lost to Brooks Koepka, 6 and 5 G2: beat Patrick Reed, 1 Up G3: beat Jason Dufner, 2 and 1					
					156,307
<b>Bridgestone Invitational</b>					
2015 Bridgestone Invitational	T37	73-69-73-68	283	+3	63,000
2016 Bridgestone Invitational	T16	69-70-72-71	282	+2	105,200
2017 Bridgestone Invitational	T28	67-73-73-66	279	-1	73,562
					241,762
<b>Mexico Championship</b>					
2016 Cadillac Championship	T23	75-69-72-72	288	E	91,000
2017 Mexico Championship	11	72-68-68-68	276	-8	154,000
					245,000
<b>HSBC Champions</b>					
2016 HSBC Champions	2	64-66-70-70	270	-18	850,000
2017 HSBC Champions	T70	72-80-69-78	299	+11	43,625
					893,625
			<b>TOTAL</b>		<b>\$1,536,694</b>



# PATTON KIZZIRE ( kuh-ZY-ur )

United States



**HEIGHT:** 6-5  
**WEIGHT:** 215  
**BIRTHDATE:** March 3, 1986  
**BIRTHPLACE:** Montgomery, Alabama  
**RESIDENCE:** St. Simons Island, Georgia  
**TURNED PROFESSIONAL:** 2008

**PGA TOUR VICTORIES (2):** 2018 OHL Classic at Mayakoba, Sony Open in Hawaii.

**WEB.COM TOUR VICTORIES (2):** 2015 Utah Championship presented by Zions Bank, News Sentinel Open presented by Pilot.

## WORLD GOLF CHAMPIONSHIPS CAREER SUMMARY

Tournament	Position	Score	Total Score	Total Par	Money
<b>Dell Technologies Match Play (1-1- 2)</b>					
2016 Dell Match Play	T9				\$152,000
G1: Bubba Watson, 1 Up G2: J.B. Holmes, Halved G3: beat Emiliano Grillo, 2 Up R4: lost to Ryan Moore, 4 and 3					
					152,000
			<b>TOTAL</b>		<b>\$152,000</b>



# SATOSHI KODAIRA (suh-TOE-she kuh-DYE-ruh)

Japan



**HEIGHT:** 5-7  
**WEIGHT:** 150  
**BIRTHDATE:** September 11, 1989  
**BIRTHPLACE:** Tokyo, Japan  
**RESIDENCE:** Tokyo, Japan  
**TURNED PROFESSIONAL:** 2010

**BEST PGA TOUR CAREER FINISH:** T46—2017 U.S. Open.

**INTERNATIONAL VICTORIES (3):** 2013 Japan Golf Tour Championship [Jpn]. 2014 Dunlop Srixon Fukushima Open [Jpn]. 2015 Japan Open Golf Championship [Jpn].

## WORLD GOLF CHAMPIONSHIPS CAREER SUMMARY

Tournament	Position	Score	Total Score	Total Par	Money
<b>Bridgestone Invitational</b>					
2013 Bridgestone Invitational	T65	70-74-76-73	293	+13	\$42,800
2017 Bridgestone Invitational	T47	73-71-71-70	285	+5	57,000
					99,800
<b>HSBC Champions</b>					
2016 HSBC Champions	71	74-76-76-68	294	+6	41,750
					41,750
			<b>TOTAL</b>		<b>\$141,550</b>



# MATT KUCHAR

United States



**HEIGHT:** 6-4  
**WEIGHT:** 195  
**BIRTHDATE:** June 21, 1978  
**BIRTHPLACE:** Winter Park, Florida  
**RESIDENCE:** Sea Island, Georgia  
**TURNED PROFESSIONAL:** 2000

**PGA TOUR VICTORIES (7):** **2002** The Honda Classic. **2009** Turning Stone Resort Championship. **2010** The Barclays. **2012** THE PLAYERS Championship. **2013** World Golf Championships–Accenture Match Play Championship, the Memorial Tournament presented by Nationwide Insurance. **2014** RBC Heritage.

**WEB.COM TOUR VICTORIES (1):** **2006** Henrico County Open Pres'd by Saxon Capital, Inc.

**INTERNATIONAL VICTORIES (2):** **2011** OMEGA Mission Hills World Cup [with Gary Woodland]. **2015** Fiji International [OneAsia].

**OTHER VICTORIES: (2):** **2011** CVS Caremark Charity Classic [with Zach Johnson]. **2013** Franklin Templeton Shootout [with Harris English], **2016** Franklin Templeton Shootout [with Harris English].

## WORLD GOLF CHAMPIONSHIPS CAREER SUMMARY

Tournament	Position	Score	Total Score	Total Par	Money
<b>Dell Technologies Match Play (21-8-2)</b>					
2010 Accenture Match Play Championship R1: beat Anthony Kim, 3 and 2 R2: lost to Jeev Milkha Singh, 1-down	T17				\$95,000
2011 Accenture Match Play Championship R1: beat Anders Hansen, 22 holes R2: beat Bo Van Pelt, 3 and 2 R3: beat Rickie Fowler, 2 and 1 QF: beat Y.E. Yang, 2 and 1 SF: lost to Luke Donald, 6 and 5 Consolation: beat Bubba Watson, 2 and 1	3				600,000
2012 Accenture Match Play Championship R1: beat Jonathan Byrd, 1-up R2: beat Bubba Watson, 3 and 2 R3: beat Martin Kaymer, 4 and 3 QF: lost to Hunter Mahan, 6 and 5	T5				270,000
2013 Accenture Match Play Championship R1: beat Hiroiyuki Fujita, 3 and 2 R2: beat Sergio Garcia, 2 and 1 R3: beat Nicolas Colsaerts, 4 and 3 QF: beat Robert Garrigus, 3 and 2 SF: beat Jason Day, 4 and 3 Championship Match: beat Hunter Mahan, 2 and 1	1				1,500,000
2014 Accenture Match Play Championship R1: beat Bernd Wiesberger, 3 and 2 R2: beat Ryan Moore, 1-up R3: lost to Jordan Spieth, 2 and 1	T9				148,000
2015 Cadillac Match Play G1: lost to Ben Martin, 1 Up G2: beat Stephen Gallacher, 3 and 2 G3: lost to Hunter Mahan, 5 and 4	T34				63,500
2016 Dell Match Play G1: beat Anirban Lahiri, 6 and 5 G2: beat Anirban Lahiri, 3 and 2 G3: beat Justin Rose, 3 and 2 R4: lost to Brooks Koepka, 1 Up	T9				152,000
2017 Dell Technologies Match Play G1: Brendan Steele, Halved G2: lost to Zach Johnson, 2 Up G3: beat Tommy Fleetwood, 4 and 2	T30				74,000
					2,902,500
<b>Bridgestone Invitational</b>					
2002 NEC Invitational	T38	71-68-71-75	285	+1	37,250
2010 Bridgestone Invitational	T9	69-67-66-73	275	-5	125,833
2011 Bridgestone Invitational	T19	71-69-65-71	276	-4	85,000
2012 Bridgestone Invitational	T8	70-70-70-66	276	-4	128,750
2013 Bridgestone Invitational	T27	72-71-69-70	282	+2	73,500
2014 Bridgestone Invitational	T12	71-66-72-65	274	-6	115,000
2015 Bridgestone Invitational	T25	72-68-72-68	280	E	74,666
2016 Bridgestone Invitational	T3	69-72-70-66	277	-3	449,250
2017 Bridgestone Invitational	T17	71-72-66-68	277	-3	95,500
					1,184,750
<b>Mexico Championship</b>					
2010 CA Championship	T3	71-71-67-68	277	-11	426,666
2011 Cadillac Championship	5	68-69-68-71	276	-12	350,000
2012 Cadillac Championship	T8	72-67-66-72	277	-11	165,000
2013 Cadillac Championship	T35	72-72-72-71	287	-1	68,500
2014 Cadillac Championship	T13	69-74-74-74	291	+3	110,000
2015 Cadillac Championship	T23	73-75-70-72	290	+2	83,000
2016 Cadillac Championship	T28	70-78-70-72	290	+2	79,428
2017 Mexico Championship	T20	68-71-67-73	279	-5	91,333
					1,373,928
<b>HSBC Champions</b>					
2009 HSBC Champions	T19	68-72-72-68	280	-8	72,000
2017 HSBC Champions	T21	73-66-68-76	283	-5	88,000
2018 HSBC Champions	T31	67-70-72-78	287	-1	72,000
					232,000
	<b>TOTAL</b>				<b>\$5,693,178</b>



# MARC LEISHMAN (LEESH-mun)



**HEIGHT:** 6-2  
**WEIGHT:** 200  
**BIRTHDATE:** October 24, 1983  
**BIRTHPLACE:** Warrnambool, Victoria, Australia  
**RESIDENCE:** Virginia Beach, Virginia  
**TURNED PROFESSIONAL:** 2005


**PGA TOUR VICTORIES (3):** **2012** Travelers Championship. **2017** Arnold Palmer Invitational presented by Mastercard, BMW Championship.

**WEB.COM TOUR VICTORIES (1):** **2008** WNB Golf Classic.

**INTERNATIONAL VICTORIES (5):** **2006** Jisan Resort Open [Kor], Queensland Cairns Classic [Aus], Toyota Southern Classic [Aus]. **2007** Toyota Southern Classic [Aus]. **2015** Nedbank Golf Challenge [Eur].

## WORLD GOLF CHAMPIONSHIPS CAREER SUMMARY

Tournament	Position	Score	Total Score	Total Par	Money
<b>Dell Technologies Match Play (5-6-1)</b>					
2014 Accenture Match Play Championship	T33				\$48,000
R1: lost to Sergio Garcia, 22 holes					
2015 World Golf Championships-Cadillac Match Play	T9				150,000
G1: beat Justin Rose, 3 and 2 G2: beat Ryan Palmer, 4 and 3 G3: beat Anirban Lahiri, 1 Up R4: lost to Gary Woodland, 2 and 1					
2016 World Golf Championships-Dell Match Play	T51				52,000
G1: Ryan Moore, Halved G2: lost to Lee Westwood, 1 Up G3: lost to Sergio Garcia, 5 and 4					
2017 Dell Technologies Match Play	T9				158,000
G1: beat Lee Westwood, 3 and 2 G2: beat Si Woo Kim, 4 and 3 G3: beat Jason Day, R4: lost to Phil Mickelson, 4 and 3					
					408,000
<b>Bridgestone Invitational</b>					
2012 Bridgestone Invitational	T45	70-72-70-73	285	+5	53,000
2014 Bridgestone Invitational	3	64-69-68-67	268	-12	522,000
2015 Bridgestone Invitational	T33	72-70-70-70	282	+2	67,500
2016 Bridgestone Invitational	55	76-72-75-77	300	+20	55,000
2017 Bridgestone Invitational	T41	73-71-70-69	283	+3	63,000
					760,500
<b>Mexico Championship</b>					
2010 CA Championship	T63	78-73-71-72	294	+6	41,250
2016 Cadillac Championship	T28	73-73-69-75	290	+2	79,428
					120,678
<b>HSBC Champions</b>					
2012 HSBC Champions	T18	73-68-65-70	276	-12	75,000
2015 HSBC Champions	9	72-71-69-69	281	-7	158,000
2016 HSBC Champions	T11	69-72-65-68	274	-14	106,166
2018 HSBC Champions	T38	71-79-68-71	289	+1	64,500
					403,666
<b>TOTAL</b>					<b>\$1,692,844</b>



# HAOTONG LI

China



**HEIGHT:** 6-0  
**WEIGHT:** 165  
**BIRTHDATE:** August 3, 1995  
**BIRTHPLACE:** Hunan, China  
**RESIDENCE:** Shanghai, China  
**TURNED PROFESSIONAL:** 2011


**BEST PGA TOUR CAREER FINISH:** 3—2017 The Open Championship.

**INTERNATIONAL VICTORIES (3):** 2014 Nanshan China Masters [OneAsia], 2016 Volvo China Open [Eur], 2018 Omega Dubai Desert Classic [Eur].

**OTHER VICTORIES: (3):** 2014 Jianye Tianzhu Henan Open, Sanya Hainan Open, Tour Championship presented by CTS Tycoon.

## WORLD GOLF CHAMPIONSHIPS CAREER SUMMARY

Tournament	Position	Score	Total Score	Total Par	Money
<b>HSBC Champions</b>					
2014 HSBC Champions	T39	72-71-74-67	284	-4	\$58,000
2015 HSBC Champions	T35	75-72-76-67	290	+2	61,500
2016 HSBC Champions	T7	66-69-66-72	273	-15	173,750
2017 HSBC Champions	T63	73-72-74-77	296	+8	45,250
2018 HSBC Champions	T50	72-76-71-73	292	+4	51,875
					390,375
			<b>TOTAL</b>		<b>\$390,375</b>



# DAVID LIPSKY

United States



**HEIGHT:** 5-11  
**WEIGHT:** 165  
**BIRTHDATE:** July 14, 1988  
**BIRTHPLACE:** Los Angeles, California  
**RESIDENCE:** Los Angeles, California  
**TURNED PROFESSIONAL:** 2011

**BEST PGA TOUR CAREER FINISH:** T21—2018 CIMB Classic.

**INTERNATIONAL VICTORIES (2):** Handa Faldo Cambodian Classic [Asia], 2014 Omega European Masters [Eur].

## WORLD GOLF CHAMPIONSHIPS CAREER SUMMARY

Tournament	Position	Score	Total Score	Total Par	Money
<b>Bridgestone Invitational</b>					
2015 Bridgestone Invitational	73	72-74-72-78	296	+16	\$41,750
					41,750
<b>Mexico Championship</b>					
2015 Cadillac Championship	T62	74-73-76-77	300	+12	44,750
2017 Mexico Championship	T63	73-73-75-70	291	+7	46,625
					91,375
<b>HSBC Champions</b>					
2012 HSBC Champions	T72	78-74-69-76	297	+9	27,500
2015 HSBC Champions	T56	78-73-72-72	295	+7	45,250
2018 HSBC Champions	T58	69-70-72-82	293	+5	48,250
					121,000
			<b>TOTAL</b>		<b>\$254,125</b>



# JOOST LUITEN (YOAST LAU-tun)

Netherlands

**HEIGHT:** 5-10  
**WEIGHT:** 154  
**BIRTHDATE:** January 7, 1986  
**BIRTHPLACE:** Bleiswijk, Netherlands  
**RESIDENCE:** Bleiswijk, Netherlands  
**TURNED PROFESSIONAL:** 2006

**BEST PGA TOUR CAREER FINISH:** T11—2015 The Honda Classic.

**INTERNATIONAL VICTORIES (8):** 2007 Vodafone Challenge [EurChall], Allianz Golf Open de Toulouse [EurChall]. **2011** Iskandar Johor Open [Asia]. **2013** Lyonesse Open [Eur], KLM Open [Eur]. **2014** ISPS Handa Wales Open [Eur]. **2016** KLM Open [Eur]. **2018** NBO OMAN OPEN [EUR].

## WORLD GOLF CHAMPIONSHIPS CAREER SUMMARY

Tournament	Position	Score	Total Score	Total Par	Money
<b>Dell Technologies Match Play (2-2-)</b>					
2014 Accenture Match Play Championship R1: lost to Ryan Moore, 1-down	T33				\$48,000
2015 Cadillac Match Play G1: beat Kevin Na, 19 holes G2: lost to Hideki Matsuyama, 2 Up G3: beat Alexander Levy, 1 Up	T17				85,823
2017 Dell Technologies Match Play G1: lost to Paul Casey, 2 and 1 G2: lost to Charl Schwartzel, 4 and 3 G3: beat Byeong Hun An, 1 Up	T39				63,500
					197,323
<b>Bridgestone Invitational</b>					
2012 Bridgestone Invitational	T63	72-71-77-69	289	+9	43,500
2014 Bridgestone Invitational	T56	73-73-71-71	288	+8	47,750
2015 Bridgestone Invitational	T45	70-72-70-73	285	+5	55,000
					146,250
<b>Mexico Championship</b>					
2014 Cadillac Championship	T13	76-72-71-72	291	+3	110,000
2015 Cadillac Championship	T46	79-69-73-73	294	+6	59,000
2017 Mexico Championship	T25	71-67-71-72	281	-3	81,000
					250,000
<b>HSBC Champions</b>					
2012 HSBC Champions	T36	72-72-68-72	284	-4	50,000
2015 HSBC Champions	T28	77-71-69-71	288	E	68,500
2017 HSBC Champions	T16	72-68-71-70	281	-7	103,666
					222,166
			<b>TOTAL</b>		<b>\$815,739</b>





# PHIL MICKELSON

United States



**HEIGHT:** 6-3  
**WEIGHT:** 200  
**BIRTHDATE:** June 16, 1970  
**BIRTHPLACE:** San Diego, California  
**RESIDENCE:** Rancho Santa Fe, California  
**TURNED PROFESSIONAL:** 1992

## WORLD GOLF CHAMPIONSHIPS CAREER SUMMARY

Tournament	Position	Score	Total Score	Total Par	Money
<b>Dell Technologies Match Play (22-13-)</b>					
1999 Accenture Match Play Championship R1: beat Naomichi Ozaki, 3 and 2 R2: beat Lee Janzen, 2 and 1 R3: lost to Eduardo Romero, 2 and 1	T9				\$75,000
2000 Accenture Match Play Championship R1: lost to Billy Mayfair, 20 holes	T33				25,000
2002 Accenture Match Play Championship R1: lost to John Cook, 3 and 2	T33				27,500
2003 Accenture Match Play Championship R1: beat Robert Karlsson, 1-up R2: beat Brad Faxon, 3 and 2 R3: lost to Jerry Kelly, 3 and 2	T9				95,000
2004 Accenture Match Play Championship R1: beat Lee Westwood, 3 and 1 R2: beat Ben Curtis, 7 and 6 R3: beat Chris DiMarco, 3 and 2 QF: lost to Davis Love III, 1-down	T5				225,000
2005 Accenture Match Play Championship R1: beat Loren Roberts, 3 and 1 R2: beat Angel Cabrera, 4 and 3 R3: lost to David Toms, 4 and 2	T9				125,000
2006 Accenture Match Play Championship R1: beat Charles Howell III, 1-up R2: beat John Daly, 2 and 1 R3: lost to David Howell, 3 and 1	T9				125,000
2007 Accenture Match Play Championship R1: beat Richard Green, 1-up R2: lost to Justin Rose, 3 and 1	T17				90,000
2008 Accenture Match Play Championship R1: beat Pat Perez, 1-up R2: lost to Stuart Appleby, 2 and 1	T17				90,000
2009 Accenture Match Play Championship R1: beat Angel Cabrera, 19 holes R2: beat Zach Johnson, 1-up R3: lost to Stewart Cink, 1-down	T9				140,000
2011 Accenture Match Play Championship R1: beat Brendan Jones, 6 and 5 R2: lost to Rickie Fowler, 6 and 5	T17				95,000
2016 Dell Match Play G1: beat Matthew Fitzpatrick, 5 and 4 G2: beat Daniel Berger, 1 Up G3: lost to Patrick Reed, 5 and 4	T18				90,900
2017 Dell Technologies Match Play G1: beat Si Woo Kim, 5 and 3 G2: beat Daniel Berger, 5 and 4 G3: beat J.B. Holmes, 6 and 5 R4: beat Marc Leishman, 4 and 3 QF: lost to Bill Haas, 2 and 1	T5				298,000
					1,501,400
<b>Bridgestone Invitational</b>					
1999 NEC Invitational	2	69-67-70-65	271	-9	510,000
2000 NEC Invitational	T4	66-66-69-70	271	-9	243,333
2001 NEC Invitational	T8	67-66-70-72	275	-5	147,500
2002 NEC Invitational	T9	66-69-71-71	277	-7	105,000
2003 NEC Invitational	T23	68-73-70-70	281	+1	48,000
2004 NEC Invitational	T43	70-75-68-72	285	+5	43,000
2005 NEC Invitational	T51	69-72-75-74	290	+10	40,250
2006 Bridgestone Invitational	T54	74-74-68-73	289	+9	39,500
2007 Bridgestone Invitational	T46	74-72-74-73	293	+13	44,500
2008 Bridgestone Invitational	T4	68-66-68-70	272	-8	310,000
2009 Bridgestone Invitational	T58	70-69-75-73	287	+7	44,250
2010 Bridgestone Invitational	T46	66-68-71-78	283	+3	50,214
2011 Bridgestone Invitational	T48	67-73-71-72	283	+3	49,300
2012 Bridgestone Invitational	T43	71-69-73-71	284	+4	56,500
2013 Bridgestone Invitational	T21	72-71-67-71	281	+1	81,166
2014 Bridgestone Invitational	T15	71-73-69-62	275	-5	97,500
2015 Bridgestone Invitational	T63	76-70-71-74	291	+11	43,875
2016 Bridgestone Invitational	T27	73-70-73-68	284	+4	80,666
2017 Bridgestone Invitational	T39	71-72-72-67	282	+2	65,500
					2,100,055
<b>Mexico Championship</b>					
1999 American Express Championship	T40	69-71-77-78	295	+11	32,250
2002 American Express Championship	T23	70-72-71-64	277	-11	52,500
2003 American Express Championship	T38	73-77-70-71	291	+11	38,500
2005 American Express Championship	T29	71-69-73-68	281	+1	60,000
2007 CA Championship	T23	77-72-70-69	288	E	74,000
2008 CA Championship	T20	67-74-70-69	280	-8	75,000
2009 CA Championship	1	65-66-69-69	269	-19	1,400,000
2010 CA Championship	T14	71-69-72-68	280	-8	107,500
2011 Cadillac Championship	T55	73-71-72-76	292	+4	45,500
2012 Cadillac Championship	T43	72-71-71-71	285	-3	55,500
2013 Cadillac Championship	T3	67-67-69-71	274	-14	417,500
2014 Cadillac Championship	T16	74-75-69-74	292	+4	90,666
2015 Cadillac Championship	T31	74-74-71-72	291	+3	72,000
2016 Cadillac Championship	5	67-72-70-70	279	-9	342,000
2017 Mexico Championship	T7	67-68-68-71	274	-10	211,666
					3,074,583

**PGA TOUR VICTORIES (42):** 1991 Northern Telecom Open. 1993 Buick Invitational of California, The International. 1994 Mercedes Championships. 1995 Northern Telecom Open. 1996 Nortel Open, Phoenix Open, GTE Byron Nelson Golf Classic, NEC World Series of Golf. 1997 Bay Hill Invitational, Sprint International. 1998 Mercedes Championships, AT&T Pebble Beach National Pro-Am. 2000 Buick Invitational, BellSouth Classic, MasterCard Colonial, THE TOUR Championship. 2001 Buick Invitational, Canon Greater Hartford Open. 2002 Bob Hope Chrysler Classic, Canon Greater Hartford Open. 2004 Bob Hope Chrysler Classic, Masters Tournament. 2005 FBR Open, AT&T Pebble Beach National Pro-Am, BellSouth Classic, PGA Championship. 2006 BellSouth Classic, Masters Tournament. 2007 AT&T Pebble Beach National Pro-Am, THE PLAYERS Championship, Deutsche Bank Championship. 2008 Northern Trust Open, Crowne Plaza Invitational at Colonial. 2009 Northern Trust Open, CA Championship, THE TOUR Championship presented by Coca-Cola. 2010 Masters Tournament. 2011 Shell Houston Open. 2012 AT&T Pebble Beach National Pro-Am. 2013 Waste Management Phoenix Open, The Open Championship.

**INTERNATIONAL VICTORIES (4):** 1993 Tournoi Perrier de Paris [EurChall]. 2007 HSBC Champions [Eur]. 2009 HSBC Champions [Eur]. 2013 Scottish Open [Eur].

**OTHER VICTORIES: (3):** 2001 Tylenol Par-3 Shootout at Treetops Resort. 2004 Telus Skins Game, PGA Grand Slam of Golf.

### HSBC Champions

2009 HSBC Champions	1	69-66-67-69	271	-17	1,200,000
2010 HSBC Champions	T41	69-71-76-73	289	+1	44,000
2012 HSBC Champions	T2	66-69-66-68	269	-19	417,500
2014 HSBC Champions	T4	71-68-72-65	276	-12	100,000
2018 HSBC Champions	T15	71-72-74-67	284	-4	107,900
					1,869,400
					<b>TOTAL \$8,545,438</b>



# YUSAKU MIYAZATO (you-SOCK-oh MY-yuh-ZAW-toe)

Japan



**HEIGHT:** 5-7  
**WEIGHT:** 150  
**BIRTHDATE:** June 19, 1980  
**BIRTHPLACE:** Okinawa, Japan  
**RESIDENCE:** Okinawa, Japan  
**TURNED PROFESSIONAL:** 2003

**BEST PGA TOUR CAREER FINISH:** T21—2006 Reno-Tahoe Open.

**INTERNATIONAL VICTORIES (4):** 2017 The Crowns [Jpn], Japan PGA Championship Nissin Cupnoodles Cup [Jpn], Honma TourWorld Cup, Golf Nippon Series JT Cup [Jpn].

## WORLD GOLF CHAMPIONSHIPS CAREER SUMMARY

Tournament	Position	Score	Total Score	Total Par	Money
<b>Mexico Championship</b>					
2016 Cadillac Championship	T61	76-73-74-80	303	+15	\$49,750
					49,750
			<b>TOTAL</b>		<b>\$49,750</b>



# FRANCESCO MOLINARI (maw-LIN-air-ee)

Italy



**HEIGHT:** 5-8  
**WEIGHT:** 159  
**BIRTHDATE:** November 8, 1982  
**BIRTHPLACE:** Turin, Italy  
**RESIDENCE:** London, England  
**TURNED PROFESSIONAL:** 2004

**BEST PGA TOUR CAREER FINISH:** T2—2017 PGA Championship.

**INTERNATIONAL VICTORIES (4):** 2006 Telecom Italia Open [Eur]. 2010 HSBC Champions [Eur]. 2012 Open de Espana [Eur]. 2016 Italian Open [Eur].

**OTHER VICTORIES: (5):** 2002 Italian Amateur Stroke Play Championship, Italian Amateur Foursomes [with Edoardo Molinari]. 2004 Italian Amateur Stroke Play Championship, Italian Amateur Match Play Championship, 2009 OMEGA Mission Hills World Cup [with Edoardo Molinari].

## WORLD GOLF CHAMPIONSHIPS CAREER SUMMARY

Tournament	Position	Score	Total Score	Total Par	Money
<b>Dell Technologies Match Play (2-10-)</b>					
2010 Accenture Match Play Championship R1: lost to Zach Johnson, 21 holes	T33				\$45,000
2011 Accenture Match Play Championship R1: lost to Ryan Moore, 3 and 1	T33				45,000
2012 Accenture Match Play Championship R1: beat Thomas Bjorn, 20 holes R2: lost to Dustin Johnson, 7 and 5	T17				95,000
2013 Accenture Match Play Championship R1: lost to Gonzalo Fdez-Castano, 1-down	T33				46,000
2014 Accenture Match Play Championship R1: lost to Thomas Bjorn, 2 and 1	T33				48,000
2015 Cadillac Match Play G1: beat Adam Scott, 5 and 4 G2: lost to Chris Kirk, 2 and 1 G3: lost to Paul Casey, 1 Up	T34				63,500
2017 Dell Technologies Match Play G1: lost to Bernd Wiesberger, 2 Up G2: lost to Thongchai Jaidee, 5 and 3 G3: lost to Alex Noren, WD					
					392,000
<b>Bridgestone Invitational</b>					
2010 Bridgestone Invitational	T39	70-72-71-68	281	+1	58,000
2011 Bridgestone Invitational	T15	73-64-68-69	274	-6	95,500
2012 Bridgestone Invitational	T40	74-70-69-70	283	+3	59,000
2013 Bridgestone Invitational	T44	70-70-72-74	286	+6	57,500
2014 Bridgestone Invitational	T31	67-70-73-69	279	-1	69,500
2015 Bridgestone Invitational	T61	69-74-74-73	290	+10	44,625
2017 Bridgestone Invitational	T24	71-73-69-65	278	-2	82,000
					466,125
<b>Mexico Championship</b>					
2010 CA Championship	T14	69-71-72-68	280	-8	107,500
2011 Cadillac Championship	T3	68-68-70-69	275	-13	465,000
2012 Cadillac Championship	T13	75-68-71-65	279	-9	101,000
2013 Cadillac Championship	T28	78-66-72-69	285	-3	75,000
2014 Cadillac Championship	T25	69-75-76-73	293	+5	76,000
2017 Mexico Championship	T20	71-72-70-66	279	-5	91,333
					915,833
<b>HSBC Champions</b>					
2009 HSBC Champions	T10	73-67-70-68	278	-10	99,571
2010 HSBC Champions	1	65-70-67-67	269	-19	1,200,000
2011 HSBC Champions	T23	70-70-71-71	282	-6	62,500
2012 HSBC Champions	T39	74-69-74-68	285	-3	47,000
2014 HSBC Champions	T21	72-69-70-70	281	-7	75,100
2017 HSBC Champions	T6	67-69-68-70	274	-14	235,333
2018 HSBC Champions	T46	77-71-72-71	291	+3	57,500
					1,777,004
			<b>TOTAL</b>		<b>\$3,550,962</b>



# ALEX NOREN (NOR-en)

Sweden



**HEIGHT:** 5-11  
**WEIGHT:** 165  
**BIRTHDATE:** July 12, 1982  
**BIRTHPLACE:** Stockholm, Sweden  
**RESIDENCE:** Monaco  
**TURNED PROFESSIONAL:** 2005

**BEST PGA TOUR CAREER FINISH:** T2—2018 Farmers Insurance Open.

**INTERNATIONAL VICTORIES (10):** 2006 Rolex Trophy [EurChall]. 2009 Omega European Masters [Eur]. 2011 Saab Wales Open [Eur], Nordea Masters [Eur]. 2015 Nordea Masters [Eur]. 2016 Aberdeen Asset Management Scottish Open [Eur], Omega European Masters [Eur], British Masters [Eur], Nedbank Golf Challenge [Eur]. 2017 BMW PGA Championship [Eur]

## WORLD GOLF CHAMPIONSHIPS CAREER SUMMARY

Tournament	Position	Score	Total Score	Total Par	Money
<b>Dell Technologies Match Play (5-3-)</b>					
2010 Accenture Match Play Championship R1: lost to Geoff Ogilvy, 7 and 5	T33				\$45,000
2013 Accenture Match Play Championship R1: beat Dustin Johnson, 6 and 4 R2: lost to Graeme McDowell, 20 holes	T17				96,000
2017 Dell Technologies Match Play G1: beat Thongchai Jaidee, 3 and 2 G2: beat Bernd Wiesberger, 3 and 2 G3: beat Francesco Molinari, R4: beat Brooks Koepka, 2 and 1 QF: lost to Dustin Johnson, 3 and 2	T5				298,000
					439,000
<b>Bridgestone Invitational</b>					
2010 Bridgestone Invitational	T53	69-69-70-76	284	+4	47,250
2011 Bridgestone Invitational	T53	69-73-70-72	284	+4	46,500
2017 Bridgestone Invitational	T28	69-68-74-68	279	-1	73,562
					167,312
<b>Mexico Championship</b>					
2012 Cadillac Championship	69	74-75-72-76	297	+9	38,500
2013 Cadillac Championship	T20	69-70-72-71	282	-6	88,000
2015 Cadillac Championship	T56	73-77-74-74	298	+10	48,000
2017 Mexico Championship	T55	76-71-72-69	288	+4	50,000
					224,500
<b>HSBC Champions</b>					
2009 HSBC Champions	T19	70-71-71-68	280	-8	72,000
2011 HSBC Champions	T49	67-75-70-77	289	+1	38,000
2016 HSBC Champions	T54	70-76-66-74	286	-2	47,500
2017 HSBC Champions	T12	68-72-70-68	278	-10	134,000
2018 HSBC Champions	T31	72-72-72-71	287	-1	72,000
					363,500
			<b>TOTAL</b>		<b>\$1,194,312</b>



# LOUIS OOSTHUIZEN (LOU-wee OOST-haze-un)

South Africa



**HEIGHT:** 5-10  
**WEIGHT:** 180  
**BIRTHDATE:** October 19, 1982  
**BIRTHPLACE:** Mossel Bay, South Africa  
**RESIDENCE:** Pinnacle Point, South Africa  
**TURNED PROFESSIONAL:** 2002

**PGA TOUR VICTORIES (1): 2010** The Open Championship.

**INTERNATIONAL VICTORIES (12): 2004** Vodacom Origins of Golf-Arabella [SAf]. **2007** Platinum Classic [SAf], Dimension Data Pro-Am [SAf], Telekom PGA Championship [SAf], **2008** Telkom PGA Championship [SAf]. **2010** Open de Golf de Andalucia [Eur]. **2011** Africa Open [Eur]. **2012** Africa Open [Eur], Maybank Malaysian Open [Eur]. **2013** Volvo Golf Champions [Eur]. **2014** Volvo Golf Champions [Eur]. **2016** ISPS HANDA Perth International [Eur].

## WORLD GOLF CHAMPIONSHIPS CAREER SUMMARY

Tournament	Position	Score	Total Score	Total Par	Money
<b>Dell Technologies Match Play (17-8-)</b>					
2009 Accenture Match Play Championship R1: lost to Rory McIlroy, 2 and 1	T33				\$45,000
2011 Accenture Match Play Championship R1: lost to Bo Van Pelt, 1-down	T33				45,000
2012 Accenture Match Play Championship R1: beat Aaron Baddeley, 2 and 1 R2: lost to Steve Stricker, 1-down	T17				95,000
2013 Accenture Match Play Championship R1: beat Richie Ramsay, 2 and 1 R2: lost to Robert Garrigus, 3 and 2	T17				96,000
2014 Accenture Match Play Championship R1: beat Nick Watney, 1-up R2: beat Henrik Stenson, 4 and 3 R3: beat Webb Simpson, 5 and 4 QF: lost to Jason Day, 2 and 1	T5				280,000
2015 Cadillac Match Play G1: beat Keegan Bradley, 6 and 5 G2: beat Miguel Angel Jimenez, 2 Up G3: beat Bubba Watson, 19 holes R4: beat Rickie Fowler, 1 Up QF: lost to Jim Furyk, 4 and 2	T5				285,000
2016 Dell Match Play G1: beat Matt Jones, 2 and 1 G2: beat Bernd Wiesberger, 2 and 1 G3: beat Andy Sullivan, 4 and 2 R4: beat Jordan Spieth, 4 and 2 QF: beat Dustin Johnson, 2 and 1 SF: beat Rafa Cabrera Bello, 4 and 3 Championship Match: lost to Jason Day, 5 and 4	2				1,018,000
2017 Dell Technologies Match Play G1: beat Ross Fisher, 4 and 3 G2: lost to Jim Furyk, 3 and 2 G3: beat Hideki Matsuyama, 6 and 4	T17				93,307
					1,957,307
<b>Bridgestone Invitational</b>					
2010 Bridgestone Invitational	T9	72-70-68-65	275	-5	125,833
2011 Bridgestone Invitational	T37	71-71-70-69	281	+1	58,500
2012 Bridgestone Invitational	4	67-65-68-69	269	-11	365,000
2014 Bridgestone Invitational	61	75-73-67-75	290	+10	45,500
2015 Bridgestone Invitational	T42	72-70-72-70	284	+4	59,000
2016 Bridgestone Invitational	T21	71-76-67-69	283	+3	91,000
2017 Bridgestone Invitational	T50	74-72-67-73	286	+6	51,250
					796,083
<b>Mexico Championship</b>					
2006 American Express Championship	T32	71-70-72-69	282	-2	61,000
2007 CA Championship	T50	74-75-77-69	295	+7	45,000
2008 CA Championship	T68	74-72-70-77	293	+5	37,625
2009 CA Championship	T20	67-69-73-70	279	-9	80,142
2011 Cadillac Championship	T18	71-73-67-71	282	-6	89,000
2012 Cadillac Championship	T60	77-70-74-72	293	+5	42,000
2013 Cadillac Championship	T33	70-75-69-72	286	-2	71,500
2014 Cadillac Championship	T40	72-78-71-74	295	+7	63,500
2015 Cadillac Championship	6	71-74-67-73	285	-3	270,000
2016 Cadillac Championship	T14	74-70-69-73	286	-2	120,000
2017 Mexico Championship	T48	73-72-73-68	286	+2	55,500
					935,267
<b>HSBC Champions</b>					
2010 HSBC Champions	T72	69-80-80-72	301	+13	27,750
2011 HSBC Champions	T7	71-63-68-72	274	-14	155,000
2012 HSBC Champions	T6	65-63-70-72	270	-18	190,000
2014 HSBC Champions	T15	70-70-70-67	277	-11	93,500
2015 HSBC Champions	T14	70-70-72-72	284	-4	89,833
2016 HSBC Champions	T44	68-69-73-73	283	-5	55,500
2017 HSBC Champions	T45	71-75-69-74	289	+1	58,500
					670,083
			<b>TOTAL</b>		<b>\$4,358,740</b>



# WADE ORMSBY

Australia 

**HEIGHT:** 5-9  
**WEIGHT:** 160  
**BIRTHDATE:** March 31, 1980  
**BIRTHPLACE:** Adelaide, Australia  
**RESIDENCE:** Adelaide, Australia  
**TURNED PROFESSIONAL:** 2002

**BEST PGA TOUR CAREER FINISH:** T68—2014 CIMB Classic.  
**INTERNATIONAL VICTORIES (1):** 2017 UBS Hong Kong Open [Eur, Asia].

## WORLD GOLF CHAMPIONSHIPS CAREER SUMMARY

Tournament	Position	Score	Total Score	Total Par	Money
No previous World Golf Championships competition.					



# CHRIS PAISLEY

England



**HEIGHT:** 5-8  
**WEIGHT:** 145  
**BIRTHDATE:** March 28, 1986  
**BIRTHPLACE:** Hexham, United Kingdom  
**RESIDENCE:** Hexham, England, Florida, USA  
**TURNED PROFESSIONAL:** 2010

**INTERNATIONAL VICTORIES (1):** 2018 BMW SA Open Championship

## WORLD GOLF CHAMPIONSHIPS CAREER SUMMARY

Tournament	Position	Score	Total Score	Total Par	Money
No previous World Golf Championships competition.					



# PAT PEREZ

United States



**HEIGHT:** 6-0  
**WEIGHT:** 190  
**BIRTHDATE:** March 1, 1976  
**BIRTHPLACE:** Phoenix, Arizona  
**RESIDENCE:** Scottsdale, Arizona  
**TURNED PROFESSIONAL:** 1997

**PGA TOUR VICTORIES (3):** 2009 The 50th Bob Hope Classic hosted by Arnold Palmer. 2017 OHL Classic at Mayakoba. 2018 CIMB Classic.

**WEB.COM TOUR VICTORIES (1):** 2000 Ozarks Open.

**OTHER VICTORIES: (1):** 2002 Champions Challenge [with John Daly].

## WORLD GOLF CHAMPIONSHIPS CAREER SUMMARY

Tournament	Position	Score	Total Score	Total Par	Money
<b>Dell Technologies Match Play (3-3-)</b>					
2008 Accenture Match Play Championship R1: lost to Phil Mickelson, 1-down	T33				\$40,000
2009 Accenture Match Play Championship R1: beat Padraig Harrington, 1-up R2: lost to Ross Fisher, 6 and 5	T17				95,000
2017 Dell Technologies Match Play G1: beat Jason Day, WD G2: beat Marc Leishman, 2 and 1 G3: lost to Lee Westwood, 2 and 1	T17				93,307
					228,307
<b>Bridgestone Invitational</b>					
2009 Bridgestone Invitational	T22	70-72-66-72	280	E	74,428
2017 Bridgestone Invitational	69	72-75-75-68	290	+10	45,250
					119,678
<b>Mexico Championship</b>					
2009 CA Championship	T35	70-68-72-73	283	-5	64,000
2017 Mexico Championship	T38	68-71-74-71	284	E	64,000
					128,000
<b>HSBC Champions</b>					
2009 HSBC Champions	T10	68-69-75-66	278	-10	99,571
2018 HSBC Champions	T24	72-69-76-69	286	-2	79,500
					179,071
			<b>TOTAL</b>		<b>\$655,056</b>





# THOMAS PIETERS

Belgium



**HEIGHT:** 6-5  
**WEIGHT:** 187  
**BIRTHDATE:** January 27, 1992  
**BIRTHPLACE:** Antwerp, Belgium  
**RESIDENCE:** Antwerp, Belgium  
**TURNED PROFESSIONAL:** 2013

**BEST PGA TOUR CAREER FINISH:** T2—2017 Genesis Open.

**INTERNATIONAL VICTORIES (3):** 2015 D+D Real Czech Masters [Eur], KLM Open [Eur]. 2016 Made in Denmark [Eur]

## WORLD GOLF CHAMPIONSHIPS CAREER SUMMARY

Tournament	Position	Score	Total Score	Total Par	Money
<b>Dell Technologies Match Play (2-2-2)</b>					
2016 Dell Match Play	T28				\$74,500
G1: Adam Scott, Halved G2: lost to Bill Haas, 4 and 2 G3: beat Chris Wood, 3 and 2					
2017 Dell Technologies Match Play	T30				74,000
G1: beat Scott Piercy, 3 and 2 G2: lost to Jhonattan Vegas, 3 and 1 G3: Bubba Watson, Halved					
					148,500
<b>Bridgestone Invitational</b>					
2017 Bridgestone Invitational	4	65-70-66-71	272	-8	422,000
					422,000
<b>Mexico Championship</b>					
2017 Mexico Championship	T5	68-69-68-68	273	-11	312,500
					312,500
<b>HSBC Champions</b>					
2016 HSBC Champions	T23	67-71-71-69	278	-10	75,750
2017 HSBC Champions	T14	71-70-66-72	279	-9	118,500
2018 HSBC Champions	T71	75-79-69-76	299	+11	44,625
					238,875
			<b>TOTAL</b>		<b>\$1,121,875</b>



# JON RAHM

Spain



**HEIGHT:** 6-2  
**WEIGHT:** 220  
**BIRTHDATE:** November 10, 1994  
**BIRTHPLACE:** Barrika, Spain  
**RESIDENCE:** Scottsdale, Arizona  
**TURNED PROFESSIONAL:** 2016

**PGA TOUR VICTORIES (2):** 2017 Farmers Insurance Open. 2018 CareerBuilder Challenge.

**INTERNATIONAL VICTORIES (2):** 2017 Dubai Duty Free Irish Open hosted by the Rory Foundation [Eur], DP World Tour Championship [Eur].

## WORLD GOLF CHAMPIONSHIPS CAREER SUMMARY

Tournament	Position	Score	Total Score	Total Par	Money
<b>Dell Technologies Match Play (6-1-)</b>					
2017 Dell Technologies Match Play	2				\$1,045,000
G1: beat Kevin Chappell, 3 and 2 G2: beat Shane Lowry, 2 and 1 G3: beat Sergio Garcia, 6 and 4 R4: beat Charles Howell III, 6 and 4 QF: beat Soren Kjeldsen, 7 and 5 SF: beat Bill Haas, 3 and 2 Championship Match: lost to Dustin Johnson, 1 Up					
					1,045,000
<b>Bridgestone Invitational</b>					
2017 Bridgestone Invitational	T28	67-77-67-68	279	-1	73,562
					73,562
<b>Mexico Championship</b>					
2017 Mexico Championship	T3	67-70-67-68	272	-12	\$497,000
					497,000
<b>HSBC Champions</b>					
2018 HSBC Champions	T36	72-74-69-73	288	E	68,500
					68,500
			<b>TOTAL</b>		<b>\$1,684,062</b>



# CHEZ REAVIE

United States 

**HEIGHT:** 5-9  
**WEIGHT:** 160  
**BIRTHDATE:** November 12, 1981  
**BIRTHPLACE:** Wichita, Kansas  
**RESIDENCE:** Scottsdale, Arizona  
**TURNED PROFESSIONAL:** 2004

**PGA TOUR VICTORIES (1):** 2008 RBC Canadian Open.

**WEB.COM TOUR VICTORIES (2):** 2007 Knoxville Open Presented by Food City. 2015 Small Business Connection Championship at River Run.

## WORLD GOLF CHAMPIONSHIPS CAREER SUMMARY

Tournament	Position	Score	Total Score	Total Par	Money
<b>Bridgestone Invitational</b>					
2008 Bridgestone Invitational	T52	68-74-70-72	284	+4	\$42,250
					42,250
<b>Mexico Championship</b>					
2012 Cadillac Championship	T35	78-68-67-71	284	-4	60,500
					60,500
<b>HSBC Champions</b>					
2011 HSBC Champions	68	70-75-68-82	295	+7	30,000
2018 HSBC Champions	T24	69-74-71-72	286	-2	79,500
					109,500
			<b>TOTAL</b>		<b>\$212,250</b>



# PATRICK REED

United States



**HEIGHT:** 6-0  
**WEIGHT:** 200  
**BIRTHDATE:** August 5, 1990  
**BIRTHPLACE:** San Antonio, Texas  
**RESIDENCE:** Spring, Texas  
**TURNED PROFESSIONAL:** 2011

**PGA TOUR VICTORIES (5):** **2013** Wyndham Championship. **2014** Humana Challenge in partnership with the Clinton Foundation, Cadillac Championship. **2015** Hyundai Tournament of Champions. **2016** The Barclays.

## WORLD GOLF CHAMPIONSHIPS CAREER SUMMARY

Tournament	Position	Score	Total Score	Total Par	Money
<b>Dell Technologies Match Play (6-5-1)</b>					
2014 Accenture Match Play Championship	T17				\$99,000
R1: beat Graham DeLaet, 1-up R2: lost to George Coetzee, 21 holes					
2015 Cadillac Match Play	T17				85,823
G1: beat Andy Sullivan, 2 and 1 G2: lost to Danny Willett, 2 and 1 G3: beat Ryan Moore, 1 Up					
2016 Dell Match Play	T9				152,000
G1: beat Daniel Berger, 1 Up G2: beat Matthew Fitzpatrick, 4 and 3 G3: beat Phil Mickelson, 5 and 4 R4: lost to Dustin Johnson, 3 and 2					
2017 Dell Technologies Match Play	T51				54,071
G1: Jason Dufner, Halved G2: lost to Kevin Kisner, 1 Up G3: lost to Brooks Koepka, 1 Up					
					336,823
<b>Bridgestone Invitational</b>					
2014 Bridgestone Invitational	T4	67-68-71-65	271	-9	308,000
2015 Bridgestone Invitational	T15	71-67-72-68	278	-2	109,000
2016 Bridgestone Invitational	52	74-75-69-76	294	+14	58,000
2017 Bridgestone Invitational	T36	75-70-68-68	281	+1	68,000
					543,000
<b>Mexico Championship</b>					
2014 Cadillac Championship	1	68-75-69-72	284	-4	1,530,000
2015 Cadillac Championship	T23	71-73-71-75	290	+2	83,000
2016 Cadillac Championship	T52	77-74-74-72	297	+9	56,500
2017 Mexico Championship	T61	71-76-72-71	290	+6	47,250
					1,716,750
<b>HSBC Champions</b>					
2015 HSBC Champions	T22	71-73-71-71	286	-2	77,000
2016 HSBC Champions	T7	65-70-68-70	273	-15	173,750
2017 HSBC Champions	T60	78-75-66-76	295	+7	46,500
2018 HSBC Champions	T50	66-70-82-74	292	+4	51,875
					349,125
			<b>TOTAL</b>		<b>\$2,999,769</b>



# JUSTIN ROSE

England



**HEIGHT:** 6-3  
**WEIGHT:** 195  
**BIRTHDATE:** July 30, 1980  
**BIRTHPLACE:** Johannesburg, South Africa  
**RESIDENCE:** Orlando, Florida  
**TURNED PROFESSIONAL:** 1998

**PGA TOUR VICTORIES (8):** **2010** the Memorial Tournament presented by Nationwide Insurance, AT&T National. **2011** BMW Championship. **2012** World Golf Championships-Cadillac Championship. **2013** U.S. Open. **2014** Quicken Loans National. **2015** Zurich Classic of New Orleans. **2018** World Golf Championships-HSBC Champions.

**INTERNATIONAL VICTORIES (9):** **2002** Dunhill Championship [Eur], Chunichi Crowns [Jpn], Nashau Masters [SAf], Victor Chandler British Masters [Eur]. **2006** Australian Masters [Aus]. **2007** Volvo Masters [Eur]. **2014** Scottish Open [Eur]. **2015** UBS Hong Kong Open [Eur]. **2016** Summer Olympics. **2017** Turkish Airlines Open [Eur], Indonesian Masters [Asia]

## WORLD GOLF CHAMPIONSHIPS CAREER SUMMARY

Tournament	Position	Score	Total Score	Total Par	Money
<b>Dell Technologies Match Play (10-11- 1)</b>					
2003 Accenture Match Play Championship R1: beat David Duval, 20 holes R2: lost to Kevin Sutherland, 1-down	T17				\$60,000
2004 Accenture Match Play Championship R1: lost to Stuart Appleby, 5 and 4	T33				35,000
2007 Accenture Match Play Championship R1: beat Michael Campbell, 6 and 5 R2: beat Phil Mickelson, 3 and 1 R3: beat Charles Howell III, 3 and 2 QF: lost to Trevor Immelman, 5 and 4	T5				260,000
2008 Accenture Match Play Championship R1: lost to Rod Pampling, 2 and 1	T33				40,000
2009 Accenture Match Play Championship R1: lost to Boo Weekley, 1-down	T33				45,000
2011 Accenture Match Play Championship R1: beat Zach Johnson, 2 and 1 R2: lost to Martin Kaymer, 20 holes	T17				95,000
2012 Accenture Match Play Championship R1: lost to Paul Lawrie, 1-down	T33				45,000
2013 Accenture Match Play Championship R1: beat K.J. Choi, 2 and 1 R2: lost to Nicolas Colsaerts, 4 and 2	T17				96,000
2014 Accenture Match Play Championship R1: beat Scott Piercy, 1-up R2: lost to Ernie Els, 20 holes	T17				99,000
2015 Cadillac Match Play G1: lost to Marc Leishman, 3 and 2 G2: beat Anirban Lahiri, 19 holes G3: beat Ryan Palmer, 2 and 1	T17				85,823
2016 Dell Match Play G1: beat Fabian Gomez, 2 Up G2: Anirban Lahiri, Halved G3: lost to Matt Kuchar, 3 and 2	T28				74,500
					935,323
<b>Bridgestone Invitational</b>					
2002 NEC Invitational	5	67-67-72-68	274	-10	187,500
2003 NEC Invitational	T33	72-73-69-69	283	+3	38,583
2007 Bridgestone Invitational	T2	69-72-71-68	280	E	635,000
2008 Bridgestone Invitational	T27	71-70-68-71	280	E	60,000
2009 Bridgestone Invitational	T29	75-68-69-69	281	+1	67,000
2010 Bridgestone Invitational	T19	71-70-70-67	278	-2	81,333
2011 Bridgestone Invitational	T33	71-70-72-67	280	E	64,500
2012 Bridgestone Invitational	T5	70-69-66-67	272	-8	276,500
2013 Bridgestone Invitational	T17	69-72-69-69	279	-1	93,000
2014 Bridgestone Invitational	T4	65-67-70-69	271	-9	308,000
2015 Bridgestone Invitational	T3	67-71-63-72	273	-7	470,000
2016 Bridgestone Invitational	T46	69-76-73-72	290	+10	63,000
2017 Bridgestone Invitational	T63	72-69-74-73	288	+8	46,500
					2,390,916
<b>Mexico Championship</b>					
2002 American Express Championship	T46	73-70-72-69	284	-4	34,000
2003 American Express Championship	T28	75-69-74-70	288	+8	46,071
2008 CA Championship	T15	70-71-70-68	279	-9	86,700
2009 CA Championship	T20	73-70-68-68	279	-9	80,142
2011 Cadillac Championship	T42	77-71-70-71	289	+1	59,000
2012 Cadillac Championship	1	69-64-69-70	272	-16	1,400,000
2013 Cadillac Championship	T8	68-72-70-68	278	-10	163,750
2014 Cadillac Championship	T34	74-77-70-73	294	+6	68,500
2015 Cadillac Championship	55	73-74-73-77	297	+9	51,000
2016 Cadillac Championship	T17	75-73-72-67	287	-1	102,166
2017 Mexico Championship	T38	70-72-71-71	284	E	64,000
					2,155,330
<b>HSBC Champions</b>					
2011 HSBC Champions	T7	68-70-70-66	274	-14	155,000
2012 HSBC Champions	T24	72-70-67-70	279	-9	62,250
2014 HSBC Champions	5	68-71-65-68	272	-16	300,000
2015 HSBC Champions	T48	72-71-76-74	293	+5	49,300
2018 HSBC Champions	1	67-68-72-67	274	-14	1,660,000
					2,226,550
			<b>TOTAL</b>		<b>\$7,708,119</b>



# BRETT RUMFORD

Australia 

**HEIGHT:** 5-10  
**WEIGHT:** 163  
**BIRTHDATE:** July 27, 1977  
**BIRTHPLACE:** Perth, Australia  
**RESIDENCE:** Perth, Australia; Ascot, England  
**TURNED PROFESSIONAL:** 2000

**BEST PGA TOUR CAREER FINISH:** T8—2008 Bob Hope Chrysler Classic.

**INTERNATIONAL VICTORIES (7):** 1999 ANZ Players Championship [Aus]. 2003 Aa St Omer Open [Eur]. 2004 Nissan Irish Open [Eur]. 2007 Omega European Masters [Eur]. 2013 Ballantine's Championship [Eur], Volvo China Open [Eur]. ISPS HANDA World Super 6 Perth (Eur).

## WORLD GOLF CHAMPIONSHIPS CAREER SUMMARY

Tournament	Position	Score	Total Score	Total Par	Money
<b>Bridgestone Invitational</b>					
2004 NEC Invitational	T27	71-73-69-69	282	+2	\$58,000
2008 Bridgestone Invitational	T71	75-70-76-69	290	+10	33,250
2013 Bridgestone Invitational	T63	76-74-72-70	292	+12	44,250
					135,500
<b>Mexico Championship</b>					
2014 Cadillac Championship	66	83-79-77-74	313	+25	45,500
					45,500
<b>HSBC Champions</b>					
2014 HSBC Champions	76	75-77-79-72	303	+15	40,500
					40,500
			<b>TOTAL</b>		<b>\$221,500</b>



# XANDER SCHAUFFELE (ZAN-der SHAW-flee)

United States 

**HEIGHT:** 5-10  
**WEIGHT:** 165  
**BIRTHDATE:** October 25, 1993  
**BIRTHPLACE:** La Jolia, California  
**RESIDENCE:** San Diego, California  
**TURNED PROFESSIONAL:** 2015

**PGA TOUR VICTORIES (2):** 2017 The Greenbrier Classic, TOUR Championship.

## WORLD GOLF CHAMPIONSHIPS CAREER SUMMARY

Tournament	Position	Score	Total Score	Total Par	Money
<b>Bridgestone Invitational</b>					
2017 Bridgestone Invitational	T13	70-69-69-68	276	-4	\$123,500
					123,500
<b>HSBC Champions</b>					
2018 HSBC Champions	T46	71-75-74-71	291	+3	57,500
					57,500
			<b>TOTAL</b>		<b>\$181,000</b>



# CHARL SCHWARTZEL (CHAR-ul SCHWORT-zul)

South Africa



**HEIGHT:** 5-11  
**WEIGHT:** 160  
**BIRTHDATE:** August 31, 1984  
**BIRTHPLACE:** Johannesburg, South Africa  
**RESIDENCE:** Verceeniging, South Africa  
**TURNED PROFESSIONAL:** 2002


**PGA TOUR VICTORIES (2):** 2011 Masters Tournament. 2016 Valspar Championship.

**INTERNATIONAL VICTORIES (13):** 2005 Alfred Dunhill Championship [Eur]. 2006 Vodacom Tour Championship [SAf]. 2007 Open de Espana [Eur]. 2008 Madrid Masters [Eur]. 2010 Africa Open [Eur], Joburg Open [Eur]. 2011 Joburg Open [Eur]. 2012 Thailand Golf Championship [Asia], Alfred Dunhill Championship [Eur]. 2013 Alfred Dunhill Championship [Eur], Nanshan China Masters [OneAsia]. 2015 Alfred Dunhill Championship [Eur]. 2016 Tshwane Open [Eur].

## WORLD GOLF CHAMPIONSHIPS CAREER SUMMARY

Tournament	Position	Score	Total Score	Total Par	Money
<b>Dell Technologies Match Play (13-9-)</b>					
2009 Accenture Match Play Championship	T17				\$95,000
R1: beat Sergio Garcia, 1-up R2: lost to Ian Poulter, 1-down					
2010 Accenture Match Play Championship	T9				140,000
R1: beat Hunter Mahan, 2 and 1 R2: beat Jim Furyk, 3 and 2 R3: lost to Stewart Cink, 19 holes					
2011 Accenture Match Play Championship	T17				95,000
R1: beat Ryo Ishikawa, 20 holes R2: lost to Matteo Manassero, 1-down					
2012 Accenture Match Play Championship	T17				95,000
R1: beat Gary Woodland, 4 and 2 R2: lost to Sangmoon Bae, 1-down					
2013 Accenture Match Play Championship	T33				46,000
R1: lost to Russell Henley, 1-down					
2014 Accenture Match Play Championship	T17				99,000
R1: beat Kevin Stadler, 3 and 2 R2: lost to Jim Furyk, 3 and 2					
2015 Cadillac Match Play	T9				150,000
G1: beat Victor Dubuisson, 5 and 4 G2: beat Dustin Johnson, 20 holes G3: beat Matt Jones, 20 holes R4: lost to Paul Casey, 3 and 1					
2016 Dell Match Play	T18				90,900
G1: beat Danny Lee, 1 Up G2: beat Charley Hoffman, 3 and 2 G3: lost to Brandt Snedeker, 5 and 3					
2017 Dell Technologies Match Play	T17				93,307
G1: beat Byeong Hun An, 6 and 5 G2: beat Joost Luiten, 4 and 3 G3: lost to Paul Casey, 4 and 3					
					904,207
<b>Bridgestone Invitational</b>					
2006 Bridgestone Invitational	T36	72-69-70-73	284	+4	50,500
2010 Bridgestone Invitational	T58	73-68-68-77	286	+6	44,000
2011 Bridgestone Invitational	T53	74-71-68-71	284	+4	46,500
2012 Bridgestone Invitational	T24	69-75-72-63	279	-1	74,500
2013 Bridgestone Invitational	T21	74-74-64-69	281	+1	81,166
2014 Bridgestone Invitational	T4	65-69-73-64	271	-9	308,000
2015 Bridgestone Invitational	T31	70-72-70-69	281	+1	70,500
2016 Bridgestone Invitational	T7	72-69-67-70	278	-2	233,333
2017 Bridgestone Invitational	T24	70-69-70-69	278	-2	82,000
					990,500
<b>Mexico Championship</b>					
2005 American Express Championship	T18	72-66-74-67	279	-1	77,000
2006 American Express Championship	T41	73-69-70-73	285	+1	52,500
2007 CA Championship	T35	75-74-70-74	293	+5	56,500
2010 CA Championship	2	67-70-67-70	274	-14	850,000
2011 Cadillac Championship	T24	71-71-75-67	284	-4	77,250
2012 Cadillac Championship	T4	68-69-70-68	275	-13	362,500
2013 Cadillac Championship	T16	71-65-69-75	280	-8	98,000
2014 Cadillac Championship	T9	70-76-76-68	290	+2	151,250
2015 Cadillac Championship	T44	71-72-75-75	293	+5	61,500
2016 Cadillac Championship	T17	73-67-72-75	287	-1	102,166
2017 Mexico Championship	T38	71-68-70-75	284	E	64,000
					1,952,666
<b>HSBC Champions</b>					
2010 HSBC Champions	T16	74-70-67-72	283	-5	77,200
2011 HSBC Champions	T4	70-69-69-65	273	-15	258,333
2015 HSBC Champions	T64	74-76-77-73	300	+12	42,500
2016 HSBC Champions	T35	68-72-69-72	281	-7	63,000
2017 HSBC Champions	T30	72-71-72-71	286	-2	72,000
2018 HSBC Champions	T50	73-70-73-76	292	+4	51,875
					564,908
<b>TOTAL</b>					<b>\$4,412,281</b>





# SHUBHANKAR SHARMA

India



**HEIGHT:** 5-8  
**WEIGHT:** 160  
**BIRTHDATE:** July 21, 1996  
**BIRTHPLACE:** India  
**RESIDENCE:** India  
**TURNED PROFESSIONAL:** 2013

**INTERNATIONAL VICTORIES (2):** 2017 Joburg Open, South Africa [EUR]. 2018 Maybank Championship, Malaysia [EUR].

## WORLD GOLF CHAMPIONSHIPS CAREER SUMMARY

Tournament	Position	Score	Total Score	Total Par	Money
No previous World Golf Championships competition.					



# WEBB SIMPSON

United States



**HEIGHT:** 6-2  
**WEIGHT:** 185  
**BIRTHDATE:** August 8, 1985  
**BIRTHPLACE:** Raleigh, North Carolina  
**RESIDENCE:** Charlotte, North Carolina  
**TURNED PROFESSIONAL:** 2008

**PGA TOUR VICTORIES (4):** 2011 Wyndham Championship, Deutsche Bank Championship. 2012 U.S. Open. 2014 Shriners Hospitals for Children Open.

## WORLD GOLF CHAMPIONSHIPS CAREER SUMMARY

Tournament	Position	Score	Total Score	Total Par	Money
<b>Dell Technologies Match Play (7-7-)</b>					
2012 Accenture Match Play Championship R1: lost to Matteo Manassero, 3 and 2	T33				\$45,000
2013 Accenture Match Play Championship R1: beat David Lynn, 5 and 4 R2: beat Peter Hanson, 1-up R3: beat Gonzalo Fernandez-Castaño, 1-up QF: lost to Hunter Mahan, 1-down	T5				275,000
2014 Accenture Match Play Championship R1: beat Thongchai Jaidee, 3 and 2 R2: beat Brandt Snedeker, 4 and 3 R3: lost to Louis Oosthuizen, 5 and 4	T9				148,000
2015 Cadillac Match Play G1: beat Ian Poulter, 3 and 2 G2: beat Jimmy Walker, 19 holes G3: lost to Gary Woodland, 1 Up	T17				85,823
2017 Dell Technologies Match Play G1: lost to Dustin Johnson, 5 and 3 G2: lost to Jimmy Walker, 3 and 2 G3: lost to Martin Kaymer, 3 and 2	T58				49,500
					603,323
<b>Bridgestone Invitational</b>					
2013 Bridgestone Invitational	T14	64-75-73-66	278	-2	102,666
2014 Bridgestone Invitational	T31	72-69-70-68	279	-1	69,500
2015 Bridgestone Invitational	T25	68-70-72-70	280	E	74,666
					246,833
<b>Mexico Championship</b>					
2012 Cadillac Championship	T35	75-66-66-77	284	-4	60,500
2013 Cadillac Championship	T20	72-67-71-72	282	-6	88,000
2014 Cadillac Championship	T47	80-78-70-70	298	+10	57,000
2015 Cadillac Championship	T7	74-69-70-73	286	-2	215,000
					420,500
	<b>TOTAL</b>				<b>\$1,270,656</b>



# JORDAN SPIETH (SPEETH)

United States



**HEIGHT:** 6-1  
**WEIGHT:** 185  
**BIRTHDATE:** July 27, 1993  
**BIRTHPLACE:** Dallas, Texas  
**RESIDENCE:** Dallas, Texas  
**TURNED PROFESSIONAL:** 2012

**PGA TOUR VICTORIES (11):** **2013** John Deere Classic. **2015** Valpar Championship, Masters Tournament, U.S. Open, John Deere Classic, TOUR Championship by Coca-Cola. **2016** Hyundai Tournament of Champions, DEAN & DELUCA Invitational. **2017** AT&T Pebble Beach Pro-Am, Travelers Championship, The Open Championship.

**INTERNATIONAL VICTORIES (2):** **2014** Emirates Australian Open [Aus]. **2016** Emirates Australian Open [Aus].

**OTHER VICTORIES: (1):** **2014** Hero World Challenge.

## WORLD GOLF CHAMPIONSHIPS CAREER SUMMARY

Tournament	Position	Score	Total Score	Total Par	Money
<b>Dell Technologies Match Play (9-4-1)</b>					
2014 Accenture Match Play Championship	T5				\$280,000
R1: beat Pablo Larrazabal, 1-up R2: beat Thomas Bjorn, 5 and 4 R3: beat Matt Kuchar, 2 and 1 QF: lost to Ernie Els, 4 and 2					
2015 Cadillac Match Play	T17				85,823
G1: beat Mikko Ilonen, 4 and 2 G2: beat Matt Every, 4 and 3 G3: lost to Lee Westwood, 2 Up					
2016 Dell Match Play	T9				152,000
G1: beat Jamie Donaldson, 3 and 2 G2: beat Victor Dubuisson, 5 and 4 G3: beat Justin Thomas, 3 and 2 R4: lost to Louis Oosthuizen, 4 and 2					
2017 Dell Technologies Match Play	T30				74,000
G1: lost to Hideto Tanihara, 4 and 2 G2: beat Yuta Ikeda, 4 and 2 G3: Ryan Moore, Halved					
					591,823
<b>Bridgestone Invitational</b>					
2014 Bridgestone Invitational	49	71-70-73-71	285	+5	54,000
2015 Bridgestone Invitational	T10	70-68-72-66	276	-4	149,500
2016 Bridgestone Invitational	T3	68-71-71-67	277	-3	449,250
2017 Bridgestone Invitational	T13	67-70-71-68	276	-4	123,500
					776,250
<b>Mexico Championship</b>					
2014 Cadillac Championship	T34	73-79-73-69	294	+6	68,500
2015 Cadillac Championship	T17	75-69-73-72	289	+1	97,500
2016 Cadillac Championship	T17	69-72-73-73	287	-1	102,166
2017 Mexico Championship	T12	71-72-63-71	277	-7	131,250
					399,416
<b>HSBC Champions</b>					
2014 HSBC Champions	17	68-71-70-69	278	-10	90,000
2015 HSBC Champions	T35	70-74-72-74	290	+2	61,500
2016 HSBC Champions	T7	68-72-63-70	273	-15	173,750
					325,250
<b>TOTAL</b>					<b>\$2,092,739</b>



# KYLE STANLEY

United States



**HEIGHT:** 5-11  
**WEIGHT:** 165  
**BIRTHDATE:** November 19, 1987  
**BIRTHPLACE:** Gig Harbor, Washington  
**RESIDENCE:** Gig Harbor, Washington  
**TURNED PROFESSIONAL:** 2009

**PGA TOUR VICTORIES (2):** 2012 Waste Management Phoenix Open. 2017 Quicken Loans National.

WORLD GOLF CHAMPIONSHIPS CAREER SUMMARY					
Tournament	Position	Score	Total Score	Total Par	Money
<b>Dell Technologies Match Play (1-1-)</b>					
2012 Accenture Match Play Championship	T17				\$95,000
R1: beat K.J. Choi, 2 and 1					
R2: lost to Brandt Snedeker, 2 and 1					
					95,000
<b>Bridgestone Invitational</b>					
2012 Bridgestone Invitational	T16	69-73-68-67	277	-3	90,000
2017 Bridgestone Invitational	T41	69-74-71-69	283	+3	63,000
					153,000
<b>Mexico Championship</b>					
2012 Cadillac Championship	T51	69-69-76-74	288	E	46,875
					46,875
<b>HSBC Champions</b>					
2012 HSBC Champions	T65	79-70-74-69	292	+4	31,000
2018 HSBC Champions	T5	71-68-69-72	280	-8	288,000
					319,000
			<b>TOTAL</b>		<b>\$613,875</b>



# BRENDAN STEELE

United States



**HEIGHT:** 6-2  
**WEIGHT:** 175  
**BIRTHDATE:** April 5, 1983  
**BIRTHPLACE:** Idyllwild, California  
**RESIDENCE:** Irvine, California  
**TURNED PROFESSIONAL:** 2005


**PGA TOUR VICTORIES (3):** 2011 Valero Texas Open. 2017 Safeway Open. 2018 Safeway Open.

**WEB.COM TOUR VICTORIES (1):** 2010 Nationwide Tour Championship at Daniel Island.

**OTHER VICTORIES: (1):** 2011 Franklin Templeton Shootout [with Keegan Bradley].

## WORLD GOLF CHAMPIONSHIPS CAREER SUMMARY

Tournament	Position	Score	Total Score	Total Par	Money
<b>Dell Technologies Match Play (1-1-1)</b>					
2017 Dell Technologies Match Play	T30				\$74,000
G1: Matt Kuchar, Halved G2: beat Tommy Fleetwood, 1 Up G3: lost to Zach Johnson, 1 Up					
					74,000
<b>Bridgestone Invitational</b>					
2011 Bridgestone Invitational	T48	69-74-74-66	283	+3	\$49,300
2017 Bridgestone Invitational	T24	73-68-69-68	278	-2	82,000
					131,300
<b>Mexico Championship</b>					
2017 Mexico Championship	T48	74-71-70-71	286	+2	55,500
					55,500
			<b>TOTAL</b>		<b>\$260,800</b>



# BRANDON STONE

South Africa



**HEIGHT:** 5-11  
**WEIGHT:** 144  
**BIRTHDATE:** April 20, 1993  
**BIRTHPLACE:** Rustenberg, South Africa  
**RESIDENCE:** Pretoria, South Africa  
**TURNED PROFESSIONAL:** 2013

**BEST PGA TOUR CAREER FINISH:** T35—2017 U.S. Open.

**INTERNATIONAL VICTORIES (3):** 2015 Lion of Africa Cape Town Open [SAf]. 2016 BMW South Africa Open [Eur], Alfred Dunhill Championship [Eur].

## WORLD GOLF CHAMPIONSHIPS CAREER SUMMARY

Tournament	Position	Score	Total Score	Total Par	Money
<b>Mexico Championship</b>					
2017 Mexico Championship	T67	76-73-75-70	294	+10	\$45,625
					45,625
<b>HSBC Champions</b>					
2018 HSBC Champions	76	78-87-68-75	308	+20	43,500
					43,500
			<b>TOTAL</b>		<b>\$89,125</b>



# JUSTIN THOMAS

United States



**HEIGHT:** 5-10  
**WEIGHT:** 145  
**BIRTHDATE:** April 29, 1993  
**BIRTHPLACE:** Louisville, Kentucky  
**RESIDENCE:** Goshen, Kentucky  
**TURNED PROFESSIONAL:** 2013

**PGA TOUR VICTORIES (8):** 2016 CIMB Classic, 2017 CIMB Classic, SBS Tournament of Champions, Sony Open in Hawaii, PGA Championship, Dell Technologies Championship, 2018 THE CJ CUP NINE BRIDGES, The Honda Classic.

**WEB.COM TOUR VICTORIES (1):** 2014 Nationwide Children's Hospital Championship.

## WORLD GOLF CHAMPIONSHIPS CAREER SUMMARY

Tournament	Position	Score	Total Score	Total Par	Money
<b>Dell Technologies Match Play (1-5-)</b>					
2016 Dell Match Play	T61				\$47,750
G1: lost to Victor Dubuisson, 3 and 2 G2: lost to Jamie Donaldson, 2 Up G3: lost to Jordan Spieth, 3 and 2					
2017 Dell Technologies Match Play	T39				63,500
G1: beat Chris Wood, 2 and 1 G2: lost to Kevin Na, 4 and 2 G3: lost to Matthew Fitzpatrick, 2 and 1					
					111,250
<b>Bridgestone Invitational</b>					
2016 Bridgestone Invitational	T33	70-69-70-76	285	+5	76,000
2017 Bridgestone Invitational	T28	73-70-69-67	279	-1	73,562
					149,562
<b>Mexico Championship</b>					
2016 Cadillac Championship	T35	75-66-78-73	292	+4	72,500
2017 Mexico Championship	T5	69-66-66-72	273	-11	312,500
					385,000
<b>HSBC Champions</b>					
2016 HSBC Champions	T27	72-69-70-68	279	-9	72,000
2017 HSBC Champions	T23	71-70-72-71	284	-4	80,166
					152,166
			<b>TOTAL</b>		<b>\$797,978</b>



# PETER UIHLEIN

United States



**HEIGHT:** 6-1  
**WEIGHT:** 190  
**BIRTHDATE:** August 29, 1989  
**BIRTHPLACE:** New Bedford, Massachusetts  
**RESIDENCE:** Jupiter, Florida  
**TURNED PROFESSIONAL:** 2011

**WEB.COM TOUR VICTORIES (1):** 2017 Nationwide Children's Hospital Championship.

**INTERNATIONAL VICTORIES (1):** 2013 Madeira Islands Open [Eur].

## WORLD GOLF CHAMPIONSHIPS CAREER SUMMARY

Tournament	Position	Score	Total Score	Total Par	Money
<b>Mexico Championship</b>					
2014 Cadillac Championship	T25	73-77-71-72	293	+5	\$76,000
					76,000
<b>HSBC Champions</b>					
2014 HSBC Champions	T55	71-73-73-70	287	-1	46,250
2018 HSBC Champions	T5	72-67-69-72	280	-8	288,000
					334,250
			<b>TOTAL</b>		<b>\$410,250</b>



# JHONATTAN VEGAS (Jonathan)

Venezuela



**HEIGHT:** 6-3  
**WEIGHT:** 230  
**BIRTHDATE:** August 19, 1984  
**BIRTHPLACE:** Maturin, Venezuela  
**RESIDENCE:** Houston, Texas  
**TURNED PROFESSIONAL:** 2008

**PGA TOUR VICTORIES (3):** **2011** Bob Hope Classic. **2016** RBC Canadian Open. **2017** RBC Canadian Open.

**WEB.COM TOUR VICTORIES (1):** **2010** Preferred Health Systems Wichita Open.

**INTERNATIONAL VICTORIES (1):** **2010** Argentina Open.

## WORLD GOLF CHAMPIONSHIPS CAREER SUMMARY

Tournament	Position	Score	Total Score	Total Par	Money
<b>Dell Technologies Match Play (2-1-)</b>					
2017 Dell Technologies Match Play	T17				\$93,307
G1: lost to Bubba Watson, 1 Up G2: beat Thomas Pieters, 3 and 1 G3: beat Scott Piercy, 3 and 1					
					93,307
<b>Bridgestone Invitational</b>					
2011 Bridgestone Invitational	T66	73-70-74-74	291	+11	40,750
2017 Bridgestone Invitational	T17	69-71-68-69	277	-3	95,500
					136,250
<b>Mexico Championship</b>					
2011 Cadillac Championship	T31	69-74-69-74	286	-2	69,500
2017 Mexico Championship	T38	69-74-68-73	284	E	64,000
					133,500
<b>HSBC Champions</b>					
2011 HSBC Champions	10	69-73-65-68	275	-13	125,000
2017 HSBC Champions	T45	79-71-73-66	289	+1	58,500
2018 HSBC Champions	T20	70-73-72-70	285	-3	90,250
					273,750
			<b>TOTAL</b>		<b>\$636,807</b>





# BUBBA WATSON

United States 

**HEIGHT:** 6-3  
**WEIGHT:** 180  
**BIRTHDATE:** November 5, 1978  
**BIRTHPLACE:** Bagdad, Florida  
**RESIDENCE:** Orlando, Florida  
**TURNED PROFESSIONAL:** 2002

**PGA TOUR VICTORIES (10):** **2010** Travelers Championship. **2011** Farmers Insurance Open, Zurich Classic of New Orleans. **2012** Masters Tournament. **2014** Northern Trust Open, Masters Tournament. **2015** HSBC Champions, Travelers Championship. **2016** Northern Trust Open. **2018** Genesis Open.

**OTHER VICTORIES: (2):** **2008** CVS/Caremark Charity Classic [with Camilo Villegas]. **2015** Hero World Challenge.

## WORLD GOLF CHAMPIONSHIPS CAREER SUMMARY

Tournament	Position	Score	Total Score	Total Par	Money
<b>Dell Technologies Match Play (14-8-2)</b>					
2011 Accenture Match Play Championship	4				\$490,000
R1: beat Bill Haas, 3 and 2 R2: beat Mark Wilson, 6 and 5 R3: beat Geoff Ogilvy, 6 and 4 QF: beat J.B. Holmes, 19 holes SF: lost to Martin Kaymer, 1-down Consolation: lost to Matt Kuchar, 2 and 1					
2012 Accenture Match Play Championship	T17				95,000
R1: beat Ben Crane, 3 and 2 R2: lost to Matt Kuchar, 3 and 2					
2013 Accenture Match Play Championship	T9				144,000
R1: beat Chris Wood, 2 and 1 R2: beat Jim Furyk, 22 holes R3: lost to Jason Day, 4 and 3					
2014 Accenture Match Play Championship	T9				148,000
R1: beat Mikko Ilonen, 2 and 1 R2: beat Jonas Blixt, 1-up R3: lost to Victor Dubuisson, 1-down					
2015 Cadillac Match Play	T17				85,823
G1: beat Miguel Angel Jimenez, 5 and 4 G2: beat Keegan Bradley, 4 and 2 G3: lost to Louis Oosthuizen, 19 holes					
2016 Dell Match Play	T28				74,500
G1: Patton Kizzire, Halved G2: beat Emiliano Grillo, 2 Up G3: lost to J.B. Holmes, 1 Up					
2017 Dell Technologies Match Play	T9				158,000
G1: beat Jhonattan Vegas, 1 Up G2: beat Scott Piercy, 4 and 3 G3: Thomas Pieters, Halved R4: lost to Ross Fisher, 4 and 3					
					1,195,323
<b>Bridgestone Invitational</b>					
2010 Bridgestone Invitational	T22	64-71-70-74	279	-1	72,000
2011 Bridgestone Invitational	T21	69-70-68-70	277	-3	81,250
2012 Bridgestone Invitational	T19	66-73-72-67	278	-2	82,000
2013 Bridgestone Invitational	T27	67-69-72-74	282	+2	73,500
2014 Bridgestone Invitational	T37	69-70-73-68	280	E	64,500
2015 Bridgestone Invitational	2	70-66-69-66	271	-9	930,000
2016 Bridgestone Invitational	T14	72-69-70-70	281	+1	129,000
2017 Bridgestone Invitational	T17	67-74-66-70	277	-3	95,500
					1,527,750
<b>Mexico Championship</b>					
2009 CA Championship	72	72-71-74-75	292	+4	37,000
2012 Cadillac Championship	2	70-62-67-74	273	-15	845,000
2013 Cadillac Championship	T18	66-69-71-75	281	-7	93,000
2014 Cadillac Championship	T2	73-72-72-68	285	-3	753,000
2015 Cadillac Championship	3	71-69-70-71	281	-7	540,000
2016 Cadillac Championship	2	69-69-71-68	277	-11	1,018,000
2017 Mexico Championship	T38	73-72-68-71	284	E	64,000
					3,350,000
<b>HSBC Champions</b>					
2012 HSBC Champions	33	66-72-69-75	282	-6	54,000
2014 HSBC Champions	T8	68-69-69-68	274	-14	161,666
2015 HSBC Champions	1	71-67-69-70	277	-11	1,400,000
2016 HSBC Champions	T35	68-73-68-72	281	-7	63,000
2017 HSBC Champions	T54	71-73-76-73	293	+5	49,250
					1,727,916
<b>TOTAL</b>					<b>\$7,800,989</b>



# BERND WIESBERGER (BAIRND WEESE-berg-ur)

Austria



**HEIGHT:** 6-2  
**WEIGHT:** 189  
**BIRTHDATE:** October 8, 1985  
**BIRTHPLACE:** Vienna, Austria  
**RESIDENCE:** Oberwart, Austria  
**TURNED PROFESSIONAL:** 2006

**BEST PGA TOUR CAREER FINISH: T9—2018** World Golf Championships-HSBC Champions.

**INTERNATIONAL VICTORIES (7):** **2010** Allianz Golf Open de Lyon [EurChall], Allianz Golf Open du Grand Toulouse [EurChall]. **2012** Ballantine's Championship [Eur]. Lyonesse Open [Eur]. **2013** CIMB Niaga Indonesian Masters [Asia]. **2015** Alstom Open de France [Eur]. **2017** Shenzhen International [Eur].

## WORLD GOLF CHAMPIONSHIPS CAREER SUMMARY

Tournament	Position	Score	Total Score	Total Par	Money
<b>Dell Technologies Match Play (3-6-1)</b>					
2014 Accenture Match Play Championship R1: lost to Matt Kuchar, 3 and 2	T33				\$48,000
2015 Cadillac Match Play G1: lost to Jamie Donaldson, 1 Up G2: beat Sergio Garcia, 2 and 1 G3: lost to Tommy Fleetwood, 19 holes	T34				63,500
2016 Dell Match Play G1: lost to Andy Sullivan, 3 and 2 G2: lost to Louis Oosthuizen, 2 and 1 G3: Matt Jones, Halved	T51				52,000
2017 Dell Technologies Match Play G1: beat Francesco Molinari, 2 Up G2: lost to Alex Noren, 3 and 2 G3: beat Thongchai Jaidee, 1 Up	T17				93,307
					256,807
<b>Bridgestone Invitational</b>					
2012 Bridgestone Invitational	T55	70-71-74-72	287	+7	46,500
2015 Bridgestone Invitational	T25	71-74-66-69	280	E	74,666
2017 Bridgestone Invitational	T41	70-72-72-69	283	+3	63,000
					184,166
<b>Mexico Championship</b>					
2015 Cadillac Championship	T31	74-74-71-72	291	+3	72,000
2016 Cadillac Championship	T14	72-69-74-71	286	-2	120,000
2017 Mexico Championship	T45	73-70-71-71	285	+1	59,000
					251,000
<b>HSBC Champions</b>					
2012 HSBC Champions	T28	72-72-68-68	280	-8	57,500
2016 HSBC Champions	T17	70-66-69-70	275	-13	89,000
2017 HSBC Champions	T35	71-72-73-71	287	-1	67,000
2018 HSBC Champions	T9	71-70-70-71	282	-6	176,000
					389,500
			<b>TOTAL</b>		<b>\$1,081,473</b>



# GARY WOODLAND

United States



**HEIGHT:** 6-1  
**WEIGHT:** 195  
**BIRTHDATE:** May 21, 1984  
**BIRTHPLACE:** Topeka, Kansas  
**RESIDENCE:** Orlando, Florida  
**TURNED PROFESSIONAL:** 2007

**PGA TOUR VICTORIES (3):** 2011 Transitions Championship. 2013 Reno-Tahoe Open. 2018 Waste Management Phoenix Open.

**INTERNATIONAL VICTORIES (1):** 2011 OMEGA Mission Hills World Cup [with Matt Kuchar].

## WORLD GOLF CHAMPIONSHIPS CAREER SUMMARY

Tournament	Position	Score	Total Score	Total Par	Money
<b>Dell Technologies Match Play (7-5-)</b>					
2012 Accenture Match Play Championship R1: lost to Charl Schwartzel, 4 and 2	T33				\$45,000
2014 Accenture Match Play Championship R1: lost to Graeme McDowell, 19 holes	T33				48,000
2015 Cadillac Match Play G1: beat Jimmy Walker, 19 holes G2: beat Ian Poulter, 3 and 2 G3: beat Webb Simpson, 1 Up R4: beat Marc Leishman, 2 and 1 QF: beat John Senden, 5 and 3 SF: beat Danny Willett, 3 and 2 Championship Match: lost to Rory McIlroy, 4 and 2	2				930,000
2017 Dell Technologies Match Play G1: beat Emiliano Grillo, 3 and 2 G2: lost to Rory McIlroy, G3: lost to Soren Kjeldsen					1,086,500
<b>Bridgestone Invitational</b>					
2011 Bridgestone Invitational	T45	70-66-73-73	282	+2	53,000
2014 Bridgestone Invitational	T19	70-68-68-70	276	-4	89,000
2015 Bridgestone Invitational	T57	75-69-72-73	289	+9	45,750
2017 Bridgestone Invitational	T63	74-77-70-67	288	+8	46,500
					234,250
<b>Mexico Championship</b>					
2012 Cadillac Championship	T29	71-70-70-72	283	-5	67,500
2014 Cadillac Championship	T16	72-78-71-71	292	+4	90,666
2015 Cadillac Championship	T23	70-74-76-70	290	+2	83,000
2017 Mexico Championship	T38	73-67-74-70	284	E	64,000
					305,166
<b>HSBC Champions</b>					
2015 HSBC Champions	T56	73-75-74-73	295	+7	45,250
2016 HSBC Champions	T23	69-71-73-65	278	-10	75,750
2017 HSBC Champions	T47	71-74-73-72	290	+2	55,000
					176,000
			<b>TOTAL</b>		<b>\$1,801,916</b>



## World Golf Championships



Jon Rahm finished T3 in his World Golf Championships-Mexico Championship debut in 2017.

# 2018 Dell Technologies Match Play Facts

## EVENT:

World Golf Championships-Dell Technologies Match Play  
(Dell Technologies Match Play on second reference)

The Dell Technologies Match Play is one of four World Golf Championships sanctioned and organized by the operational committee of the International Federation of PGA Tours, which includes the Asian Tour, European Tour, Japan Golf Tour, PGA TOUR, PGA Tour of Australasia and Southern Africa Tour. The other World Golf Championships include the Mexico Championship (Mexico City, Mexico), Bridgestone Invitational (Ohio, USA) and HSBC Champions (China).

## DATE:

March 21-25, 2018

## SITE:

Austin Country Club, Austin, Texas

## PAR/YARDAGE:

Par: 35-36—71/7,108 yards

## ARCHITECT/OPENED:

Pete Dye/1984

## 2017 CHAMPION:

Dustin Johnson defeated Jon Rahm, 1-up

## FORMAT:

Match play (hole-by-hole competition).

The 64-player Dell Technologies Match Play field will be divided into 16 four-player groups. Each group will play round-robin matches within their group on Wednesday, Thursday and Friday (March 21, 22 and 23). The player with the best record in each of the four player groups advances to the Round of 16 for single-elimination match play (in the event of a two-way tie in a group, head-to-head match results will be used as the tiebreaker; a three-way tie will require a sudden-death stroke play hole by hole playoff).

Group Play (Round Robin Matches - 18 hole matches played to either a conclusion or a halve (matches will not be extended beyond 18 holes)  
Wednesday, Round 1 - 32 matches (64 players)  
Thursday, Round 2 - 32 matches (64 players)  
Friday, Round 3 - 32 matches (64 players)

Players in the field assigned a seed number for the competition determined by their position on the Official World Rankings, as of Monday the week of the tournament (March 19, 2018 - after the Arnold Palmer Invitational). The highest ranked player in the field Seed #1, and the lowest ranked player in the field Seed #64.

Players are then placed into four pools of 16 players.

1-16 / Pool A  
17-32 / Pool B  
33-48 / Pool C  
49-64 / Pool D

The top 16 players will be the top player in each of the 16 groups. So the No. 1 seed is the top player in Group 1, No. 2 seed is the top player in Group 2 and so on.

The remaining players in each group will be picked randomly live on the Golf Channel as part of the Dell Technologies Match Play Draw Show on Monday, March 19 at the Hotel Van Zandt (more info below).

During group play (Rounds 1, 2 and 3) players play 18 hole matches against each of the other players in their group. Matches played to either a conclusion or a halve. Matches all square after 18 holes are not extended. Points awarded to players based on results of each match as follows: Winner - 1 point, Loser - 0 point, Halved - each player 1/2 point.

The player in each group with the highest point total at the end of group play advances to the 16-player, single-elimination matches. In the event two or more players in a group are equal with the highest point totals, a stroke play hole-by-hole playoff will determine the player who advances to the 16 player, single-elimination matches.

Group play hole-by-hole playoffs will be conducted after the matches in a group are complete and after all of the group play matches have started their third round match. Group play hole-by-hole playoffs will start on the first hole and play holes 1 through 18 in sequence repeated if necessary, until the player is determined who will advance to the elimination play matches.

Single-elimination matches - 18 hole matches played to a conclusion. No halved matches. Matches all square after 18 holes will be extended until a winner is determined.

Round-4, Saturday morning - Eight matches (16 players) - winners advance to Round 5 (quarter-final) matches. Matches all square after 18 holes in Round 4 extended on holes 10 through 18 and repeated if necessary.

Round 5, Saturday afternoon - Four quarter-final matches (eight players) - winners advance to Round 6 (semi-final) matches. Matches all square after 18 holes in Round 5 are extended on holes 12 through 18 and repeated if necessary.

Round 6, Sunday morning - Two semi-final matches (four players) - winners advance to the championship match, losers advance to match for third place. Matches all square after 18 holes in Round 6 are extended to holes 12 through 18 and repeated if necessary.

Round 7, Sunday afternoon - One match for third place (two players) and championship match (two players). Matches all square after 18 holes in Round 7 are extended on holes 12 through 18 and repeated if necessary.

For more details on group format, visit [www.worldgolfchampionships.com](http://www.worldgolfchampionships.com).





# 2018 Dell Technologies Match Play Facts

## **PURSE:**

\$10 million (US); \$1.8 million to the winner  
Prize money earned will be considered official on each player's home Tour.

## **FIELD:**

The Dell Technologies Match Play boasts one of the strongest international fields of the year in all of golf. The world-class field is made-up of the following:

- The top 64 available players from the Official World Golf Ranking, as of the Monday one week prior to the week of the tournament (March 12, 2018)

- These 64 players are then seeded by their ranking based on their position in the Official World Golf Ranking the following Monday, March 19, 2018.

## **TV LISTINGS:**

The Dell Technologies Match Play will be broadcast in 227 countries and territories, to approximately 1 billion homes, and in 32 different languages.

Domestic TV Schedule (All times ET):

Wednesday – Friday	2 - 8 p.m. ET	Golf Channel
Saturday	10 a.m. - 2 p.m.	Golf Channel
	2 - 6 p.m.	NBC
Sunday	10 a.m. - 2 p.m.	Golf Channel
	3 - 7 p.m.	NBC

## **TROPHY:**

Walter Hagen Cup

## **WEBSITE:**

[www.worldgolfchampionships.com](http://www.worldgolfchampionships.com)

## **TICKETS:**

A limited number of tickets remain available and can be purchased at [www.delltechnologiesmatchplay.com](http://www.delltechnologiesmatchplay.com) or by calling 844-868-7465. Tickets available include weekly grounds badges that grant access to the Autin Country Club grounds and all public venues, fan activations and bleachers. Additionally, ULTRA Club badges are available. Located on the 12th fairway, the ULTRA Club offers an upgraded venue to sit, mingle and enjoy a choice of food and beverages for purchase. Several large-screen televisions keep guests in all the action with the open-seating, relaxed sports bar setting.

## **CHARITY:**

The Dell Technologies Match Play is entering its third year in Austin. The Dell Technologies Match Play generated \$1.1 million to local charities in its second year in Austin with five local charities: Austin Parks Foundation, Boys & Girls Clubs of the Austin Area, The First Tee of Greater Austin, Helping Hand Home for Children and Keep Austin Beautiful as the designated local charity beneficiaries from the tournament's overall contributions. In total, Dell Technologies Match Play has generated more than \$17 million for charity since its inception, including prior title sponsors. The World Golf Championships as a whole have generated more than \$60 million for global charities since 1999. For more information, visit [www.worldgolfchampionships.com](http://www.worldgolfchampionships.com).

## **ABOUT DELL TECHNOLOGIES:**

Dell Technologies is a unique family of businesses that provides the essential infrastructure for organizations to build their digital future, transform IT and protect their most important asset, information. The company services customers of all sizes across 180 countries – ranging from 98 percent of the Fortune 500 to individual consumers – with the industry's most comprehensive and innovative portfolio from the edge to the core to the cloud.

## **UMBRELLA SPONSORS:**

Grupo Salinas, Dell Technologies, Bridgestone, HSBC

## **SOCIAL:**

Twitter - @DellMatchPlay

Instagram - @DellMatchPlay

Facebook - [www.facebook.com/dellmatchplay](http://www.facebook.com/dellmatchplay)

## **CHAMPIONSHIP OFFICE:**

3600 Capital of Texas Highway  
Suite 230  
Austin, TX 78746  
512-949-5885

## **TOURNAMENT DIRECTOR:**

Jordan Uppleger

## **TOURNAMENT SERVICES SENIOR MANAGER:**

Callie Gibson

## **TOURNAMENT SALES MANAGER:**

Kris Devlin

## **TOURNAMENT COORDINATOR:**

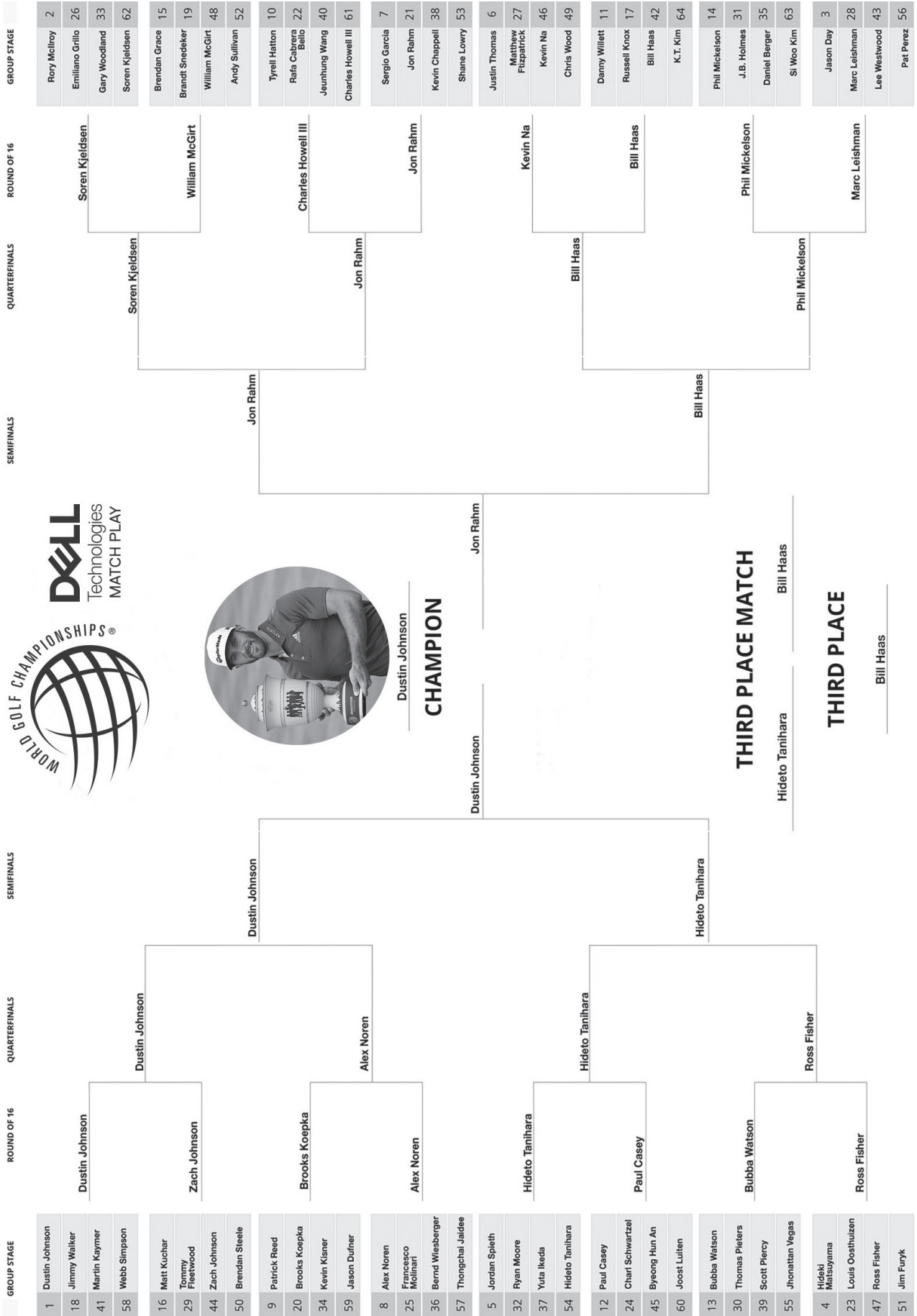
Rosalyn Barnett

## **MEDIA CONTACTS:**

Chris Reimer, Communications Director, PGA TOUR  
904-273-3286, [chrisreimer@pgatourhq.com](mailto:chrisreimer@pgatourhq.com)

Nick Parker, Communications Manager, PGA TOUR  
904-806-4582, [nickparker@pgatourhq.com](mailto:nickparker@pgatourhq.com)

# 2017 Dell Technologies Match Play



Dustin Johnson  
**CHAMPION**

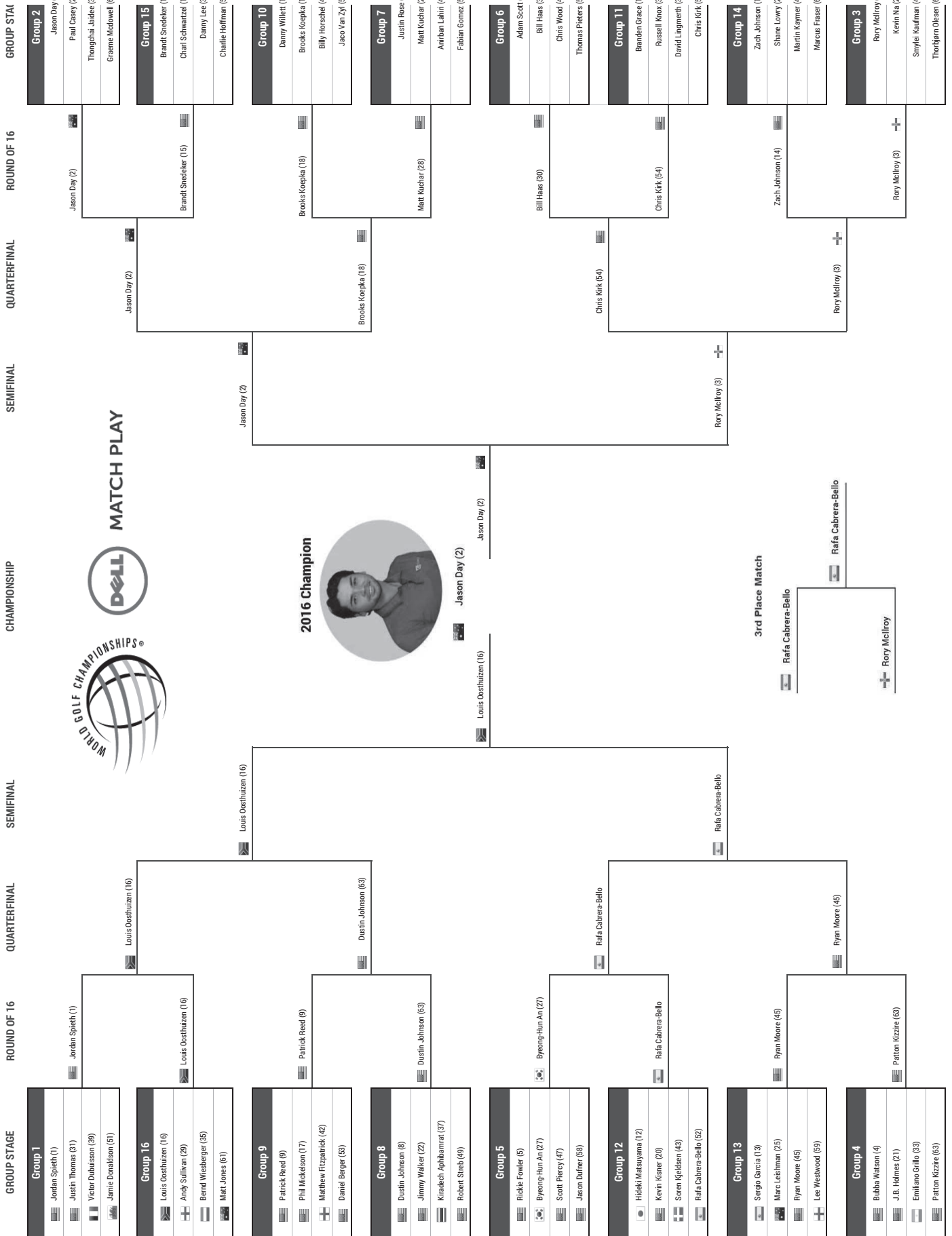
## THIRD PLACE MATCH

Hideto Tanihara vs Bill Haas

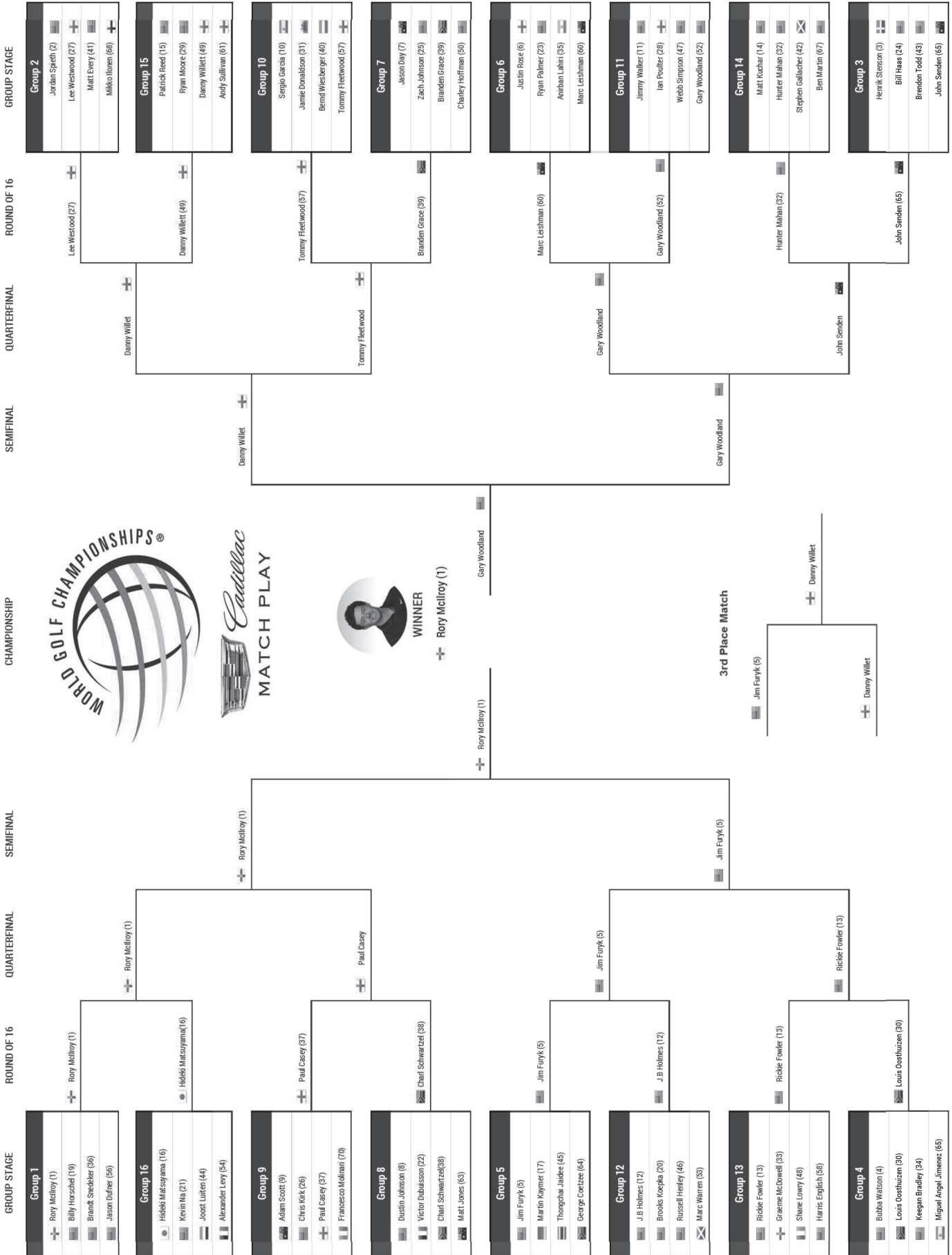
## THIRD PLACE

Bill Haas


# 2016 Dell Technologies Match Play



# 2015 Cadillac Match Play



# 2014 Accenture Match Play Championship




# 2013 Accenture Match Play Championship







# 2012 Accenture Match Play Championship




# 2011 Accenture Match Play Championship




# 2010 Accenture Match Play Championship




# 2009 Accenture Match Play Championship



# 2008 Accenture Match Play Championship




# 2007 Accenture Match Play Championship







# 2006 Accenture Match Play Championship




# 2005 Accenture Match Play Championship




# 2004 Accenture Match Play Championship



# 2003 Accenture Match Play Championship




# 2002 Accenture Match Play Championship








# 2000 Accenture Match Play Championship



# 1999 Accenture Match Play Championship



# 2018 Bridgestone Invitational Facts

## EVENT:

World Golf Championships-Bridgestone Invitational (Bridgestone Invitational on second reference)

The Bridgestone Invitational is one of four World Golf Championships sanctioned and organized by the operational committee of the International Federation of PGA Tours, which includes the Asian Tour, Japan Golf Tour, PGA TOUR, PGA Tour of Australasia and Southern Africa Tour. The other World Golf Championships include the Mexico Championship, Dell Technologies Match Play and HSBC Champions.



## DATE:

July 31- August 5, 2018

## SITE:

Firestone Country Club (South Course), Akron, Ohio

## PAR/YARDAGE:

Par: 35-35=70/7,400

## 2017 CHAMPION:

Hideki Matsuyama, 264 (-16)

## ARCHITECT:

Bert Way (1929), Robert Trent Jones (1960)

## FORMAT:

Four-day, 72-hole stroke-play competition; no cut

## PURSE:

\$10 million (US); \$1.8 million to the winner  
Prize money will be considered official on each player's home Tour.

## ELIGIBILITY:

Estimated field size – 75 players

- Playing members of the 2017 U.S. and International Presidents Cup teams.
- The top-50 players, including any tied for 50th place, from the Official World Golf Ranking as of Monday, July 23, 2018 (i.e. through the completion of The Open Championship/Barbasol Championship) and Monday, July 30, 2018 (i.e. through completion of the RBC Canadian Open).
- Tournament winners, whose victories are considered official, of tournaments from the Federation Tours since the prior year's Bridgestone Invitational (with an Official World Golf Ranking Strength of Field Rating of 115 points or more).
- The winner of the following tournaments from each of the following Tours:
  - Japan Golf Tour: Japan Golf Tour Championship (2018) and Bridgestone Open (2017)
  - Australasian Tour: Australian PGA Championship (2017)
  - Southern Africa Tour: TBD
  - Asian Tour: Indonesian Masters (2017)

## TV LISTINGS:

The Bridgestone Invitational is broadcast to more than 1 billion households in 227 countries and territories in 32 languages.

Thursday and Friday	1:30 - 6:30 p.m.	Golf Channel
Saturday and Sunday	12 - 1:45 p.m.	Golf Channel
	2 - 6 p.m.	NBC

## TROPHY:

Gary Player Cup

## WEBSITE:

[www.worldgolfchampionships.com](http://www.worldgolfchampionships.com)

## TICKETS:

Tickets may be purchased by visiting [www.worldgolfchampionships.com](http://www.worldgolfchampionships.com) or calling 1-844-868-7465.

# 2018 Bridgestone Invitational Facts

## CHARITABLE PROCEEDS:

The Bridgestone Invitational annually donates approximately \$1 million to charities throughout Northeast Ohio. Over the years, professional golf at Firestone Country Club has donated more than \$26 million to worthy causes in Northeast Ohio. The tournament's signature charities are Akron Children's Hospital and University Hospitals Rainbow Babies & Children's Hospital. In addition, the LeBron James Family Foundation, Flashes of Hope and The First Tee Chapters of Akron, Cleveland and Canton have benefited. For more information on the charities that have benefited or to find out how to submit a grant request, log on to [www.nogcf.com](http://www.nogcf.com). In conjunction with Northern Ohio Golf Charities, approximately 1,000 volunteers donate their time to make the Bridgestone Invitational a success.

## ABOUT BRIDGESTONE:

Bridgestone Corporation, headquartered in Tokyo, is the world's largest tire and rubber company. In addition to tires for use in a wide variety of applications, it also manufactures a broad range of diversified products, which include industrial rubber and chemical products and sporting goods. Its products are sold in over 150 nations and territories around the world.

## ABOUT BRIDGESTONE AMERICAS, INC.:

Nashville, Tenn.-based Bridgestone Americas, Inc. (BSAM) is the U.S. subsidiary of Bridgestone Corporation, the world's largest tire and rubber company. BSAM and its subsidiaries develop, manufacture and market a wide range of Bridgestone, Firestone and associate brand tires to address the needs of a broad range of customers, including consumers, automotive and commercial vehicle original equipment manufacturers, and those in the agricultural, forestry and mining industries. The companies are also engaged in retreading operations throughout the Western Hemisphere and produce air springs, roofing materials, and industrial fibers and textiles. The BSAM family of companies also operates the world's largest chain of automotive tire and service centers. Guided by its One Team, One Planet message, the company is dedicated to achieving a positive environmental impact in all of the communities it calls home.

## UMBRELLA SPONSORS:

Bridgestone, HSBC, Grupo Salinas, Dell

## SOCIAL MEDIA:

Facebook: /BridgestoneInvitational

Twitter: @WGC\_Bridgestone

Instagram: @wgc\_bridgestone

## CHAMPIONSHIP OFFICE:

World Golf Championships-Bridgestone Invitational  
440 E. Warner Road  
Akron, OH 44319  
Phone: 330-644-2299, Fax: 330-644-7187

## EXECUTIVE DIRECTOR:

Don Padgett III

## TOURNAMENT SERVICES MANAGER:

Meghan Costello

## TOURNAMENT SERVICES SPECIALIST:

David Utlak

## SALES MANAGER:

Mark Barchony

## NORTHERN OHIO GOLF CHARITIES:

Glenda Buchanan

## OPERATIONS SPECIALIST:

Eric Sury

## MEDIA CONTACTS:

Don Padgett III, Executive Director, Bridgestone Invitational  
330-644-2299, [dpadgett@pgatourhq.com](mailto:dpadgett@pgatourhq.com)

Jamie Dalton, Falls Communications, Public Relations  
216-696-0229, [jdalton@fallscmunications.com](mailto:jdalton@fallscmunications.com)

Michael Baliker, Communications Specialist, PGA TOUR  
904-273-7664, [michaelbaliker@pgatourhq.com](mailto:michaelbaliker@pgatourhq.com)

Nick Parker, Communications Manager, PGA TOUR  
904-806-4582, [nickparker@pgatourhq.com](mailto:nickparker@pgatourhq.com)

# 2017 Bridgestone Invitational

**Firestone Country Club (South); Akron, OH**  
**July 31 - August 6, 2017**

**Purse: \$9,750,000**

**Par/Yards: 35-35—70/7,400**

LEADERS	First Round	Second Round	Third Round
	Thomas Pieters ..... 65 (-5)	Jimmy Walker ..... 133 (-7)	Zach Johnson ..... 201 (-9)
	Russell Knox ..... 66 (-4)	Thomas Pieters ..... 135 (-5)	Thomas Pieters ..... 201 (-9)
	Ross Fisher ..... 67 (-3)	Zach Johnson ..... 136 (-4)	Scott Hend ..... 202 (-8)
	Kevin Kisner ..... 67 (-3)	<b>Hideki Matsuyama ..... 136 (-4)</b>	<b>Hideki Matsuyama ..... 203 (-7)</b>
	Rory McIlroy ..... 67 (-3)	Rory McIlroy ..... 136 (-4)	Adam Hadwin ..... 204 (-6)
	Jon Rahm ..... 67 (-3)		Charley Hoffman ..... 204 (-6)
	Jordan Spieth ..... 67 (-3)		Rory McIlroy ..... 204 (-6)
	Bubba Watson ..... 67 (-3)		
	<b>Hideki Matsuyama ..... 69 (-1)</b>		

**CUT:** No cut. All 76 professionals completed 72 holes.

**WEATHER:** Thursday: Cloudy skies with a high of 85. Wind SW 4-8 mph, increasing to 6-12 mph later in the day. Friday: After morning thunderstorms, the second round began at 8:15 a.m. ET, 45 minutes later than originally scheduled. Scattered showers continued throughout the day before play was suspended at 10:29 a.m. due to lightning in the area. After a 46-minute delay, played resumed at 11:15 a.m. A third delay occurred at 1:10 p.m. when play was suspended again due to lightning. After an additional delay of 3 hours, 23 minutes, the second round resumed at 4:33 p.m. and was completed at 7:04 p.m. A total of 4 hours, 54 minutes in delays occurred during Friday's second round. The amount of rainfall for the day was 0.35 inches. Wind SSW 12-18 mph with gusts to 25 mph. High temperature of 80. Saturday: Wind NNW at 10-15 mph with gusts to 20 mph. High temperature in the mid-70s. Sunday: Dry with a high of 77. Wind SSW 5-10 mph.



**Winner: Hideki Matsuyama 69-67-67-61 264 \$1,660,000.00**

Hideki Matsuyama ..... 1	69-67-67-61 264	550.00	\$1,660,000.00	Sergio Garcia ..... T39	72-71-72-67 282	18.70	\$65,500.00
Zach Johnson ..... 2	69-67-65-68 269	315.00	1,045,000.00	Phil Mickelson ..... T39	71-72-72-67 282	18.70	65,500.00
Charley Hoffman ..... 3	68-69-67-66 270	200.00	572,000.00	Marc Leishman ..... T41	73-71-70-69 283	15.86	63,000.00
Thomas Pieters ..... 4	65-70-66-71 272		422,000.00	Kyle Stanley ..... T41	69-74-71-69 283	15.86	63,000.00
Paul Casey ..... T5	70-69-67-67 273	101.00	268,500.00	Bernd Wiesberger ..... T41	70-72-72-69 283		63,000.00
Adam Hadwin ..... T5	68-69-67-69 273	101.00	268,500.00	Wesley Bryan ..... T44	72-72-73-67 284	12.65	60,000.00
Russell Knox ..... T5	66-71-68-68 273	101.00	268,500.00	Ross Fisher ..... T44	67-72-71-74 284		60,000.00
Rory McIlroy ..... T5	67-69-68-69 273	101.00	268,500.00	Renato Paratore ..... T44	71-68-74-71 284		60,000.00
Rickie Fowler ..... 9	70-71-67-66 274	83.00	186,000.00	Sam Brazer ..... T47	74-70-71-70 285		57,000.00
Thorbjørn Olesen ..... T10	73-70-67-65 275		154,666.67	Satoshi Kodaira ..... T47	73-71-71-68 285		57,000.00
Hudson Swafford ..... T10	70-69-70-66 275	73.33	154,666.67	Lee Westwood ..... T47	72-78-68-67 285		57,000.00
Scott Hend ..... T10	70-69-63-73 275		154,666.66	Jason Dufner ..... T50	76-68-73-69 286	7.42	51,250.00
Kevin Chappell ..... T13	72-67-68-69 276	60.75	123,500.00	Matthew Fitzpatrick ..... T50	73-71-71-71 286		51,250.00
Xander Schauffele ..... T13	70-69-69-68 276	60.75	123,500.00	Emiliano Grillo ..... T50	72-71-73-70 286	7.42	51,250.00
Adam Scott ..... T13	68-71-69-68 276	60.75	123,500.00	Brian Harman ..... T50	70-74-69-73 286	7.42	51,250.00
Jordan Spieth ..... T13	67-70-71-68 276	60.75	123,500.00	Si Woo Kim ..... T50	73-69-71-73 286	7.42	51,250.00
Daniel Berger ..... T17	71-68-68-70 277	50.05	95,500.00	Louis Oosthuizen ..... T50	74-72-67-73 286	7.42	51,250.00
Dustin Johnson ..... T17	68-75-68-66 277	50.05	95,500.00	Andy Sullivan ..... T50	72-75-71-68 286		51,250.00
Brooks Koepka ..... T17	71-69-67-70 277	50.05	95,500.00	Hideki Matsuyama ..... T50	74-71-71-70 286		51,250.00
Matt Kuchar ..... T17	71-72-66-68 277	50.05	95,500.00	Harold Varner III ..... T50	70-69-73-74 286	7.42	51,250.00
Henrik Stenson ..... T17	72-70-68-67 277	50.05	95,500.00	Fabrizio Zanotti ..... T50	74-69-71-72 286		51,250.00
Jhonattan Vegas ..... T17	69-71-68-69 277	50.05	95,500.00	Bryson DeChambeau ..... T60	75-69-71-72 287	5.44	47,500.00
Bubba Watson ..... T17	67-74-66-70 277	50.05	95,500.00	J.B. Holmes ..... T60	69-73-78-67 287	5.44	47,500.00
Jason Day ..... T24	71-66-70-71 278	39.38	82,000.00	Paul Lawrie ..... T60	69-74-73-71 287		47,500.00
Francesco Molinari ..... T24	71-73-69-65 278	39.38	82,000.00	Thongchai Jaidee ..... T63	71-68-76-73 288		46,500.00
Charl Schwartzel ..... T24	70-69-70-69 278	39.38	82,000.00	Justin Rose ..... T63	72-69-74-73 288	4.76	46,500.00
Brendan Steele ..... T24	73-68-69-68 278	39.38	82,000.00	Gary Woodland ..... T63	74-77-70-67 288	4.76	46,500.00
Tommy Fleetwood ..... T28	70-68-70-71 279		73,562.50	Russell Henley ..... T66	75-74-69-71 289	4.08	45,750.00
Branden Grace ..... T28	71-69-71-68 279	29.25	73,562.50	Mac Hughes ..... T66	74-74-73-68 289	4.08	45,750.00
Kevin Kisner ..... T28	67-73-73-66 279	29.25	73,562.50	Jeunghun Wang ..... T66	74-73-73-69 289		45,750.00
Ryan Moore ..... T28	73-69-68-69 279	29.25	73,562.50	Pat Perez ..... 69	72-75-75-68 290	3.62	45,250.00
Alex Noren ..... T28	69-68-74-68 279		73,562.50	Andres Romero ..... 70	68-73-74-76 291	3.40	45,000.00
Jon Rahm ..... T28	67-77-67-68 279	29.25	73,562.50	Shaun Norris ..... 71	71-77-73-71 292		44,750.00
Justin Thomas ..... T28	73-70-69-67 279	29.25	73,562.50	Rafa Cabrera Bello ..... 72	76-73-75-70 294	3.17	44,500.00
Jimmy Walker ..... T28	68-65-74-72 279	29.25	73,562.50	Chris Wood ..... 73	75-74-76-72 297		44,250.00
Bill Haas ..... T36	70-70-72-69 281	21.53	68,000.00	Billy Horschel ..... T74	76-78-77-68 299	2.89	43,875.00
Tyrrell Hatton ..... T36	72-71-69-69 281		68,000.00	Rod Pampling ..... T74	73-70-76-80 299	2.89	43,875.00
Patrick Reed ..... T36	75-70-68-68 281	21.53	68,000.00	Danny Willett ..... 76	76-74-74-77 301	2.72	43,500.00

# 2016 Bridgestone Invitational

**Firestone Country Club (South); Akron, OH**  
**June 27 - July 3, 2016**

**Purse: \$9,500,000**

**Par/Yards: 35-35—70/7,400**

LEADERS		First Round	Second Round	Third Round		
	William McGirt	64 (-6)	Jason Day	136 (-4)	Jason Day	205 (-5)
	Jason Day	67 (-3)	David Lingmerth	137 (-3)	Scott Piercy	205 (-5)
	Emiliano Grillo	67 (-3)	Emiliano Grillo	138 (-2)	David Lingmerth	206 (-4)
	Jimmy Walker	67 (-3)	William McGirt	138 (-2)	Brian Stuard	207 (-3)
	Rickie Fowler	68 (-2)	Scott Piercy	138 (-2)	<b>Dustin Johnson</b>	<b>208 (-2)</b>
	Charley Hoffman	68 (-2)	<b>Dustin Johnson</b>	<b>142 (+2)</b>	William McGirt	208 (-2)
	Anirban Lahiri	68 (-2)			Charl Schwartzel	208 (-2)
	Jordan Spieth	68 (-2)				
	<b>Dustin Johnson</b>	<b>69 (-1)</b>				

**CUT:** No cut. 58 of 61 players completed 72 holes.



**WEATHER:** Thursday: Partly cloudy skies with a high of 82 degrees. Wind S at 5-10 mph. Friday: Light rains in the morning that changed to sunny skies in the afternoon. Temperatures hit the low 80s. Wind WNW at 12-22 mph. Saturday: Cloudy skies with temperatures in the mid-70s. Wind NW at 5-10 mph. Sunday: Mostly cloudy skies with a high of 77 degrees. Wind SSE at 4-8 mph. Wind reached 10-15 mph in the afternoon, with gusts of 20 mph.

**Winner: Dustin Johnson 69-73-66-66 274 \$1,620,000.00**

Dustin Johnson	1	69-73-66-66	274	550.00	\$1,620,000.00	Phil Mickelson	T27	73-70-73-68	284	41.50	\$80,666.67
Scott Piercy	2	69-69-67-70	275	315.00	1,018,000.00	Smylie Kaufman	T27	75-68-71-70	284	41.50	80,666.66
Kevin Chappell	T3	71-70-69-67	277	140.00	449,250.00	Kevin Na	T27	71-69-71-73	284	41.50	80,666.66
Jason Day	T3	67-69-69-72	277	140.00	449,250.00	Charley Hoffman	T33	68-73-72-72	285	37.00	76,000.00
Matt Kuchar	T3	69-72-70-66	277	140.00	449,250.00	Anirban Lahiri	T33	68-74-73-70	285	37.00	76,000.00
Jordan Spieth	T3	68-71-71-67	277	140.00	449,250.00	Justin Thomas	T33	70-69-70-76	285	37.00	76,000.00
William McGirt	T7	64-74-70-70	278	89.00	233,333.34	Billy Hurley III	T36	69-75-69-73	286	34.50	73,500.00
David Lingmerth	T7	70-67-69-72	278	89.00	233,333.33	Shane Lowry	T36	76-72-70-68	286	34.50	73,500.00
Charl Schwartzel	T7	72-69-67-70	278	89.00	233,333.33	Marcus Fraser	T38	73-73-69-72	287		71,000.00
Rickie Fowler	T10	68-73-72-67	280	71.25	167,750.00	Bill Haas	T38	74-72-71-70	287	32.00	71,000.00
Branden Grace	T10	69-72-71-68	280	71.25	167,750.00	Vaughn Taylor	T38	69-75-74-69	287	32.00	71,000.00
Zach Johnson	T10	72-74-69-65	280	71.25	167,750.00	James Hahn	41	75-72-72-69	288	30.00	69,000.00
Adam Scott	T10	71-68-73-68	280	71.25	167,750.00	Jim Furyk	T42	74-72-70-73	289	27.50	66,500.00
Emiliano Grillo	T14	67-71-71-72	281	60.50	129,000.00	Andrew Johnston	T42	70-78-72-69	289		66,500.00
Bubba Watson	T14	72-69-70-70	281	60.50	129,000.00	Soren Kjeldsen	T42	72-76-70-71	289		66,500.00
Paul Casey	T16	70-72-72-68	282	53.60	105,200.00	Hideki Matsuyama	T42	70-79-73-67	289	27.50	66,500.00
Matt Jones	T16	74-70-69-69	282	53.60	105,200.00	Fabian Gomez	T46	74-73-72-71	290	24.00	63,000.00
Kevin Kisner	T16	69-70-72-71	282	53.60	105,200.00	Nathan Holman	T46	77-73-71-69	290		63,000.00
Brian Stuard	T16	71-69-67-75	282	53.60	105,200.00	Justin Rose	T46	69-76-73-72	290	24.00	63,000.00
Jimmy Walker	T16	67-73-71-71	282	53.60	105,200.00	Byeong Hun An	T49	76-71-71-74	292		60,500.00
George Coetzee	T21	71-72-71-69	283		91,000.00	Michio Matsumura	T49	79-74-70-69	292		60,500.00
K.T. Kim	T21	74-67-70-72	283		91,000.00	Jason Dufner	51	71-76-72-74	293	20.00	59,000.00
Chris Kirk	T21	75-69-73-66	283	47.50	91,000.00	Patrick Reed	52	74-75-69-76	294	19.00	58,000.00
Louis Oosthuizen	T21	71-76-67-69	283	47.50	91,000.00	Kiradech Aphibamrat	53	70-76-77-72	295		57,000.00
Brandt Snedeker	T21	70-72-70-71	283	47.50	91,000.00	Russell Knox	54	74-75-75-72	296	17.00	56,000.00
Young-han Song	T21	70-70-72-71	283		91,000.00	Marc Leishman	55	76-72-75-77	300	16.00	55,000.00
Harris English	T27	69-73-74-68	284	41.50	80,666.67	Danny Lee	56	78-71-78-74	301	15.00	54,000.00
Jim Herman	T27	73-73-70-68	284	41.50	80,666.67	Yosuke Tsukada	57	78-78-73-75	304		53,000.00
J.B. Holmes	T27	73-73-71-67	284	41.50	80,666.67	Steven Bowditch	58	82-72-80-74	308	13.00	52,000.00



# 2015 Bridgestone Invitational

**Firestone Country Club (South); Akron, OH**  
**August 3-9 2015**

**Purse: \$9,250,000**

**Par/Yards: 35-35—70/7,400**

LEADERS	First Round	Second Round	Third Round
	Danny Lee ..... 65 (-5)	Jim Furyk ..... 132 (-8)	Jim Furyk ..... 201 (-9)
	Jim Furyk ..... 66 (-4)	Dustin Johnson ..... 136 (-4)	Justin Rose ..... 201 (-9)
	Graeme McDowell ..... 66 (-4)	<b>Shane Lowry ..... 136 (-4)</b>	<b>Shane Lowry ..... 203 (-7)</b>
	Rickie Fowler ..... 67 (-3)	Bubba Watson ..... 136 (-4)	Steven Bowditch ..... 205 (-5)
	Justin Rose ..... 67 (-3)	Danny Lee ..... 137 (-3)	Ian Poulter ..... 205 (-5)
	<b>Shane Lowry ..... 70 (0)</b>	Graeme McDowell ..... 137 (-3)	Henrik Stenson ..... 205 (-5)
		Henrik Stenson ..... 137 (-3)	Bubba Watson ..... 205 (-5)

**CUT:** No cut. All 77 players completed 72 holes.

**WEATHER:** Thursday: Cloudy, with highs in the mid-to-upper 70s. Wind ENE at 7-12 mph. Friday: Partly cloudy, with highs in low-80s. Wind NE at 7-12 mph. Saturday: Partly to mostly cloudy, with highs in low-80s. Wind N at 5 mph. Sunday: Partly cloudy in the morning, becoming mostly cloudy in the afternoon. Highs in the mid-80s. Wind NNE at 4-8 mph.



**Winner: Shane Lowry 70-66-67-66 269 \$1,570,000.00**

Shane Lowry ..... 1	70-66-67-66	269/-11	\$1,570,000.00	Hideki Matsuyama ..... T37	69-75-73-66	283/3	\$63,000.00
Bubba Watson ..... 2	70-66-69-66	271/-9	930,000.00	Marcel Siem ..... T37	70-73-69-71	283/3	63,000.00
Jim Furyk ..... T3	66-66-69-72	273/-7	470,000.00	James Hahn ..... T42	70-70-74-70	284/4	59,000.00
Justin Rose ..... T3	67-71-63-72	273/-7	470,000.00	Ryan Moore ..... T42	71-71-69-73	284/4	59,000.00
Robert Streb ..... 5	68-70-68-68	274/-6	330,000.00	Louis Oosthuizen ..... T42	72-70-72-70	284/4	59,000.00
Brooks Koepka ..... T6	69-69-68-69	275/-5	219,000.00	Mikko Ilonen ..... T45	74-73-70-68	285/5	55,000.00
Danny Lee ..... T6	65-72-70-68	275/-5	219,000.00	Martin Kaymer ..... T45	70-71-71-73	285/5	55,000.00
David Lingmerth ..... T6	70-71-66-68	275/-5	219,000.00	Joost Luiten ..... T45	70-72-70-73	285/5	55,000.00
Henrik Stenson ..... T6	68-69-68-70	275/-5	219,000.00	Koumei Oda ..... T45	68-77-69-71	285/5	55,000.00
Rickie Fowler ..... T10	67-72-70-67	276/-4	149,500.00	Adam Scott ..... T45	72-69-71-73	285/5	55,000.00
Jordan Spieth ..... T10	70-68-72-66	276/-4	149,500.00	Jamie Donaldson ..... T50	70-71-71-74	286/6	51,000.00
Steven Bowditch ..... T12	73-69-63-72	277/-3	126,000.00	Victor Dubuisson ..... T50	68-74-73-71	286/6	51,000.00
Jason Day ..... T12	69-69-70-69	277/-3	126,000.00	Pablo Larrazabal ..... T50	72-70-69-75	286/6	51,000.00
Soren Kjeldsen ..... T12	69-73-69-66	277/-3	126,000.00	Anirban Lahiri ..... T53	77-72-67-71	287/7	48,166.67
Kevin Na ..... T15	69-70-71-68	278/-2	109,000.00	Jimmy Walker ..... T53	73-73-70-71	287/7	48,166.67
Patrick Reed ..... T15	71-67-72-68	278/-2	109,000.00	Dustin Johnson ..... T53	69-67-75-76	287/7	48,166.66
Keegan Bradley ..... T17	69-70-69-71	279/-1	88,500.00	Stephen Gallacher ..... 56	77-67-71-73	288/8	47,000.00
Paul Casey ..... T17	68-73-71-67	279/-1	88,500.00	Byeong-Hun An ..... T57	77-68-70-74	289/9	45,750.00
Branden Grace ..... T17	73-69-67-70	279/-1	88,500.00	Thongchai Jaidee ..... T57	73-71-73-72	289/9	45,750.00
Russell Henley ..... T17	70-70-70-69	279/-1	88,500.00	Ben Martin ..... T57	75-71-72-71	289/9	45,750.00
Graeme McDowell ..... T17	66-71-69-73	279/-1	88,500.00	Gary Woodland ..... T57	75-69-72-73	289/9	45,750.00
Ian Poulter ..... T17	68-72-65-74	279/-1	88,500.00	Francesco Molinari ..... T61	69-74-74-73	290/10	44,625.00
Lee Westwood ..... T17	68-70-73-68	279/-1	88,500.00	Brendon Todd ..... T61	74-72-68-76	290/10	44,625.00
Danny Willett ..... T17	70-71-69-69	279/-1	88,500.00	Sangmoon Bae ..... T63	71-75-73-72	291/11	43,875.00
Matt Kuchar ..... T25	72-68-72-68	280/E	74,666.67	Andrew Dodd ..... T63	77-71-72-71	291/11	43,875.00
Webb Simpson ..... T25	68-70-72-70	280/E	74,666.67	Phil Mickelson ..... T63	76-70-71-74	291/11	43,875.00
Camilo Villegas ..... T25	75-69-71-65	280/E	74,666.67	Gary Stal ..... T63	72-73-73-73	291/11	43,875.00
Bernd Wiesberger ..... T25	71-74-66-69	280/E	74,666.67	Fabian Gomez ..... T67	75-72-73-72	292/12	43,125.00
Bill Haas ..... T25	74-69-67-70	280/E	74,666.66	Oliver Wilson ..... T67	74-72-75-71	292/12	43,125.00
Marc Warren ..... T25	71-70-69-70	280/E	74,666.66	Thomas Bjorn ..... 69	70-75-73-75	293/13	42,750.00
Charley Hoffman ..... T31	75-66-71-69	281/1	70,500.00	Padraig Harrington ..... T70	72-72-74-76	294/14	42,375.00
Charl Schwartzel ..... T31	70-72-70-69	281/1	70,500.00	Ryan Palmer ..... T70	74-75-73-72	294/14	42,375.00
Billy Horschel ..... T33	71-73-70-68	282/2	67,500.00	Hunter Mahan ..... 72	74-79-72-70	295/15	42,000.00
Zach Johnson ..... T33	70-70-71-71	282/2	67,500.00	David Lipsky ..... 73	72-74-72-78	296/16	41,750.00
Marc Leishman ..... T33	72-70-70-70	282/2	67,500.00	Matt Every ..... 74	72-77-76-73	298/18	41,500.00
Brandt Snedeker ..... T33	70-70-72-70	282/2	67,500.00	Nick Cullen ..... T75	77-74-75-75	301/21	41,125.00
Sergio Garcia ..... T37	71-67-72-73	283/3	63,000.00	WC Liang ..... T75	72-73-75-81	301/21	41,125.00
J.B. Holmes ..... T37	74-68-70-71	283/3	63,000.00	Troy Merritt ..... 77	82-75-70-75	302/22	40,750.00
Kevin Kisner ..... T37	73-69-73-68	283/3	63,000.00				



# 2014 Bridgestone Invitational

**Firestone Country Club (South); Akron, OH**  
**July 28-August 3 2014**

**Purse: \$9,000,000**

**Par/Yards: 35-35—70/7,400**

LEADERS	First Round	Second Round	Third Round
	Marc Leishman ..... 64 (-6)	Sergio Garcia ..... 129 (-11)	Sergio Garcia ..... 196 (-14)
	Ryan Moore ..... 65 (-5)	Justin Rose ..... 132 (-8)	<b>Rory McIlroy ..... 199 (-11)</b>
	Justin Rose ..... 65 (-5)	Marc Leishman ..... 133 (-7)	Marc Leishman ..... 201 (-9)
	Charl Schwartzel ..... 65 (-5)	<b>Rory McIlroy ..... 133 (-7)</b>	Keegan Bradley ..... 202 (-8)
	Graham DeLaet ..... 67 (-3)	Rickie Fowler ..... 134 (-6)	Justin Rose ..... 202 (-8)
	Rickie Fowler ..... 67 (-3)	Charl Schwartzel ..... 134 (-6)	Adam Scott ..... 202 (-8)
	Francesco Molinari ..... 67 (-3)		
	Patrick Reed ..... 67 (-3)		
	<b>Rory McIlroy ..... 69 (-1)</b>		

**CUT:** No cut. 72 of the 76 professionals completed 72 holes.



**WEATHER:** Thursday: Mix of sun and clouds. High of 78, with WSW wind at 10-15 mph. Friday: Mix of sun and clouds. High of 82, with S wind at 5-10 mph. Saturday: Due to expected inclement weather, officials moved Saturday's tee times to threesomes going off of Nos. 1 and 10 between 7-9 a.m. Mostly cloudy, with afternoon storms. High of 78. Wind variable at 5-10 mph. Officials suspended play from 12:43-3:57 p.m. Sunday: Mostly cloudy, with late-morning storms. High of 78. Wind N at 5-10 mph. Due to heavy rain and water accumulating on the greens, officials suspended play from 10:45 a.m.-noon. Preferred lies were utilized.

**Winner: Rory McIlroy 69-64-66-66 265 \$1,530,000.00**

Rory McIlroy ..... 1	69-64-66-66	265/-15	\$1,530,000.00	Brendon de Jonge ..... T37	72-69-70-69	280/E	\$64,500.00
Sergio Garcia ..... 2	68-61-67-71	267/-13	900,000.00	Jamie Donaldson ..... T37	68-70-71-71	280/E	64,500.00
Marc Leishman ..... 3	64-69-68-67	268/-12	522,000.00	Seung-Yul Noh ..... T37	69-69-70-72	280/E	64,500.00
Keegan Bradley ..... T4	68-67-67-69	271/-9	308,000.00	Bubba Watson ..... T37	69-70-73-68	280/E	64,500.00
Patrick Reed ..... T4	67-68-71-65	271/-9	308,000.00	Bill Haas ..... T41	71-69-69-72	281/1	61,000.00
Justin Rose ..... T4	65-67-70-69	271/-9	308,000.00	Russell Henley ..... T41	72-70-71-68	281/1	61,000.00
Charl Schwartzel ..... T4	65-69-73-64	271/-9	308,000.00	Chris Kirk ..... T41	69-73-72-67	281/1	61,000.00
Rickie Fowler ..... T8	67-67-72-67	273/-7	170,000.00	Steven Bowditch ..... 44	69-71-73-69	282/2	59,000.00
Graeme McDowell ..... T8	71-70-66-66	273/-7	170,000.00	Miguel A. Jimenez ..... T45	69-69-72-73	283/3	57,500.00
Ryan Moore ..... T8	65-73-68-67	273/-7	170,000.00	Brendon Todd ..... T45	74-70-69-70	283/3	57,500.00
Adam Scott ..... T8	69-68-65-71	273/-7	170,000.00	Matt Every ..... T47	74-68-73-69	284/4	55,500.00
Matt Kuchar ..... T12	71-66-72-65	274/-6	115,000.00	Stephen Gallacher ..... T47	74-71-69-70	284/4	55,500.00
Hideki Matsuyama ..... T12	70-71-65-68	274/-6	115,000.00	Jordan Spieth ..... 49	71-70-73-71	285/5	54,000.00
Brandt Snedeker ..... T12	68-68-68-70	274/-6	115,000.00	Tim Clark ..... T50	72-73-70-71	286/6	52,500.00
Thomas Bjorn ..... T15	69-68-69-69	275/5	97,500.00	Luke Donald ..... T50	73-70-72-71	286/6	52,500.00
Jim Furyk ..... T15	69-68-69-69	275/-5	97,500.00	David Howell ..... T52	69-71-71-76	287/7	49,625.00
Hunter Mahan ..... T15	71-65-71-68	275/-5	97,500.00	Thongchai Jaidee ..... T52	70-74-71-72	287/7	49,625.00
Phil Mickelson ..... T15	71-73-69-62	275/-5	97,500.00	Ian Poulter ..... T52	73-73-70-71	287/7	49,625.00
Kevin Stadler ..... T19	71-70-66-69	276/-4	89,000.00	Scott Stallings ..... T52	72-75-68-72	287/7	49,625.00
Henrik Stenson ..... T19	71-66-68-71	276/-4	89,000.00	Martin Kaymer ..... T56	77-68-72-71	288/8	47,750.00
Lee Westwood ..... T19	72-71-70-63	276/-4	89,000.00	Joost Luiten ..... T56	73-73-71-71	288/8	47,750.00
Gary Woodland ..... T19	70-68-68-70	276/-4	89,000.00	Jonas Blixt ..... T58	75-72-69-73	289/9	46,500.00
Branden Grace ..... T23	69-71-67-70	277/-3	82,000.00	Alexander Levy ..... T58	72-71-77-69	289/9	46,500.00
Zach Johnson ..... T23	70-70-68-69	277/-3	82,000.00	Richard Sterne ..... T58	75-70-73-71	289/9	46,500.00
Kevin Na ..... T23	71-73-66-67	277/-3	82,000.00	Louis Oosthuizen ..... 61	75-73-67-75	290/10	45,500.00
Ernie Els ..... T26	71-69-70-68	278/-2	75,200.00	Gonzalo Fdez-Castano ..... 62	79-71-67-74	291/11	45,000.00
J.B. Holmes ..... T26	69-69-67-73	278/-2	75,200.00	Pablo Larrazabal ..... T63	71-74-77-70	292/12	44,250.00
John Senden ..... T26	74-66-67-71	278/-2	75,200.00	Steve Stricker ..... T63	74-73-72-73	292/12	44,250.00
Jimmy Walker ..... T26	69-70-70-69	278/-2	75,200.00	Brian Harman ..... 65	72-70-75-76	293/13	43,750.00
Fabrizio Zanotti ..... T26	70-71-68-69	278/-2	75,200.00	Jason Dufner ..... T66	70-74-73-77	294/14	43,375.00
Angel Cabrera ..... T31	73-68-70-68	279/-1	69,500.00	Mikko Ilonen ..... T66	75-74-73-72	294/14	43,375.00
Victor Dubuisson ..... T31	72-70-69-68	279/-1	69,500.00	Daisuke Maruyama ..... 68	73-73-73-78	297/17	43,000.00
Harris English ..... T31	69-69-68-73	279/-1	69,500.00	David Lynn ..... T69	76-72-75-75	298/18	42,625.00
Matt Jones ..... T31	70-70-69-70	279/-1	69,500.00	Yoshitaka Takeya ..... T69	74-75-74-75	298/18	42,625.00
Francesco Molinari ..... T31	67-70-73-69	279/-1	69,500.00	Kevin Streelman ..... 71	78-71-78-73	300/20	42,250.00
Webb Simpson ..... T31	72-69-70-68	279/-1	69,500.00	Tano Goya ..... 72	76-77-71-78	302/22	42,000.00

# 2013 Bridgestone Invitational

Firestone Country Club (South); Akron, OH  
July 29-August 4 2013

Purse: \$8,750,000

Par/Yards: 35-35—70/7,400

LEADERS	First Round	Second Round	Third Round
	Webb Simpson ..... 64 (-6)	<b>Tiger Woods..... 127 (-13)</b>	<b>Tiger Woods..... 195 (-15)</b>
	Henrik Stenson ..... 65 (-5)	Keegan Bradley ..... 134 (-6)	Henrik Stenson ..... 202 (-8)
	Keegan Bradley ..... 66 (-4)	Chris Wood ..... 134 (-6)	Jason Dufner ..... 203 (-7)
	Ryan Moore ..... 66 (-4)	Bill Haas ..... 135 (-5)	Luke Donald ..... 204 (-6)
	Chris Wood ..... 66 (-4)	Henrik Stenson ..... 135 (-5)	Bill Haas ..... 204 (-6)
	<b>Tiger Woods..... 66 (-4)</b>		Chris Wood ..... 204 (-6)

**CUT:** No cut. All 73 players completed 72 holes.



**WEATHER:** Thursday: Partly cloudy with winds WNW at 10-15 mph. High of 75. Friday: Partly cloudy with winds WSW at 10-15 mph. High of 79. Saturday: One-half inch of rain fell overnight. With expected heavy showers, tee times ran from 11:10 a.m.-1:10 p.m. in threesomes off two tees. Partly cloudy and warmer with a high of 77. Winds NNW at 10 mph. Sunday: Partly cloudy, breezy and comfortable. High of 72. Winds NNW at 10-15, gusting to 20 mph.

**Winner: Tiger Woods 66-61-68-70 265 \$1,500,000.00**

Tiger Woods..... 1	66-61-68-70	265/-15	\$1,500,000.00	Angel Cabrera ..... T38	72-68-70-74	284/4	\$64,500.00
Keegan Bradley ..... T2	66-68-71-67	272/-8	692,500.00	Gonzalo Fdez-Castano.. T38	70-74-68-72	284/4	64,500.00
Henrik Stenson ..... T2	65-70-67-70	272/-8	692,500.00	Kiradech Aphibarnrat... T40	69-68-73-75	285/5	61,500.00
Miguel A. Jimenez..... T4	71-69-65-69	274/-6	321,666.67	Sergio Garcia ..... T40	71-76-70-68	285/5	61,500.00
Zach Johnson ..... T4	69-70-68-67	274/-6	321,666.67	Graeme McDowell ..... T40	71-71-71-72	285/5	61,500.00
Jason Dufner ..... T4	67-69-67-71	274/-6	321,666.66	Lee Westwood ..... T40	71-71-71-72	285/5	61,500.00
Bill Haas ..... T7	67-68-69-71	275/-5	205,000.00	Stephen Gallacher ..... T44	74-74-67-71	286/6	57,500.00
Chris Wood ..... T7	66-68-70-71	275/-5	205,000.00	Billy Horschel ..... T44	74-74-72-66	286/6	57,500.00
Luke Donald ..... T9	67-69-68-72	276/-4	145,750.00	Francesco Molinari ..... T44	70-70-72-74	286/6	57,500.00
Jim Furyk ..... T9	67-69-72-68	276/-4	145,750.00	Nick Watney ..... T44	71-72-70-73	286/6	57,500.00
Martin Kaymer ..... T9	74-67-69-66	276/-4	145,750.00	Ernie Els ..... T48	71-72-70-74	287/7	53,000.00
Richard Sterne ..... T9	70-68-70-68	276/-4	145,750.00	Martin Laird ..... T48	77-70-71-69	287/7	53,000.00
Steve Stricker ..... 13	71-67-70-69	277/-3	114,000.00	Shane Lowry ..... T48	72-76-70-69	287/7	53,000.00
Harris English ..... T14	70-68-72-68	278/-2	102,666.67	Thorbjorn Olesen..... T48	73-69-72-73	287/7	53,000.00
Webb Simpson ..... T14	64-75-73-66	278/-2	102,666.67	Richie Ramsay ..... T48	73-69-73-72	287/7	53,000.00
Adam Scott ..... T14	73-68-66-71	278/-2	102,666.66	Sang-Moon Bae ..... T53	73-73-70-72	288/8	48,875.00
Jamie Donaldson ..... T17	70-69-71-69	279/-1	93,000.00	Jason Day ..... T53	74-72-72-70	288/8	48,875.00
Justin Rose ..... T17	69-72-69-69	279/-1	93,000.00	David Lynn ..... T53	71-73-73-71	288/8	48,875.00
John Merrick ..... T19	72-66-70-72	280/E	89,000.00	Matteo Manassero ..... T53	71-70-74-73	288/8	48,875.00
Ian Poulter ..... T19	69-72-69-70	280/E	89,000.00	Nicolas Colsaerts..... T57	72-70-74-73	289/9	47,250.00
Hideki Matsuyama ..... T21	72-68-70-71	281/1	81,166.67	Derek Ernst..... T57	73-76-71-69	289/9	47,250.00
Charl Schwartzel ..... T21	74-74-64-69	281/1	81,166.67	Jonas Blixt ..... T59	70-75-73-72	290/10	45,750.00
Michael Thompson ..... T21	72-71-70-68	281/1	81,166.67	Scott Piercy ..... T59	68-77-75-70	290/10	45,750.00
Bo Van Pelt..... T21	71-73-68-69	281/1	81,166.67	D.A. Points ..... T59	73-69-75-73	290/10	45,750.00
Rickie Fowler..... T21	67-71-70-73	281/1	81,166.66	Kevin Streelman..... T59	76-73-71-70	290/10	45,750.00
Phil Mickelson..... T21	72-71-67-71	281/1	81,166.66	Brian Gay..... T63	72-70-75-75	292/12	44,250.00
Paul Casey..... T27	70-70-73-69	282/2	73,500.00	Brett Rumford..... T63	76-74-72-70	292/12	44,250.00
Russell Henley ..... T27	72-69-75-66	282/2	73,500.00	Ken Duke ..... T65	70-75-73-75	293/13	42,800.00
Matt Kuchar ..... T27	72-71-69-70	282/2	73,500.00	Tommy Gainey ..... T65	74-71-76-72	293/13	42,800.00
Paul Lawrie ..... T27	69-72-71-70	282/2	73,500.00	Branden Grace ..... T65	70-75-70-78	293/13	42,800.00
Rory McIlroy ..... T27	70-71-69-72	282/2	73,500.00	Mikko Ilonen ..... T65	73-73-73-74	293/13	42,800.00
Bubba Watson ..... T27	67-69-72-74	282/2	73,500.00	Satoshi Kodaira..... T65	70-74-76-73	293/13	42,800.00
Peter Hanson..... T33	70-72-70-71	283/3	68,000.00	Carl Pettersson..... 70	72-73-73-77	295/15	42,000.00
Dustin Johnson ..... T33	72-69-75-67	283/3	68,000.00	Toru Taniguchi ..... 71	75-73-79-73	300/20	41,750.00
Ryan Moore..... T33	66-74-70-73	283/3	68,000.00	Jaco Van Zyl..... 72	73-82-78-72	305/25	41,500.00
Brandt Snedeker ..... T33	72-70-71-70	283/3	68,000.00	Daniel Popovic ..... 73	79-77-76-82	314/34	41,250.00
Boo Weekley..... T33	73-70-70-70	283/3	68,000.00				

# 2012 Bridgestone Invitational


**Firestone Country Club (South Course); Akron, OH**  
**July 30-August 5, 2012**

**Purse: \$8,500,000**

**Par/Yards: 35-35—70/7,400**

LEADERS		First Round	Second Round	Third Round
	Jim Furyk.....	63 (-7)	Jim Furyk.....	129 (-11)
	Lee Slattery.....	65 (-5)	Rafael Cabrera Bello.....	131 (-9)
	Rafael Cabrera Bello.....	66 (-4)	Louis Oosthuizen.....	132 (-8)
	Ben Crane.....	66 (-4)	Jason Dufner.....	133 (-7)
	Luke Donald.....	66 (-4)	K.T. Kim.....	134 (-6)
	Simon Dyson.....	66 (-4)	<b>Keegan Bradley.....</b>	<b>136 (-4)</b>
	John Senden.....	66 (-4)		
	Bubba Watson.....	66 (-4)		
	<b>Keegan Bradley.....</b>	<b>67 (-3)</b>		
				Jim Furyk.....
				Louis Oosthuizen.....
				<b>Keegan Bradley.....</b>
				Rory McIlroy.....
				Steve Stricker.....

**CUT:** No cut. 75 of the 78 players completed 72 holes.



**WEATHER:** Thursday: Sunny. Winds WSW at 5-10 mph. High of 90. Friday: Mostly sunny. Temperatures in the mid 90s, with light S winds at 5-10 mph. Saturday: Mostly sunny. Temperatures in the upper 80s by the afternoon with W winds at 10-20 mph. Sunday: Due to the threat of bad weather, tee times were adjusted so that players teed off on No. 1 and No. 10 in threesomes, from 8-10 a.m. Play was suspended at 9:15 a.m. due to a dangerous weather situation and resumed at noon. Mostly cloudy with morning thunderstorms turning to clearer skies in the afternoon. High of 81. Winds SW at 10-20 mph.

**Winner: Keegan Bradley 67-69-67-64 267 \$1,400,000.00**

Keegan Bradley.....	1	67-69-67-64	267/-13	\$1,400,000.00	Y.E. Yang.....	T36	69-71-74-68	282/2	\$62,500.00
Jim Furyk.....	T2	63-66-70-69	268/-12	665,000.00	Thomas Bjorn.....	T40	71-70-74-68	283/3	59,000.00
Steve Stricker.....	T2	68-68-68-64	268/-12	665,000.00	Zach Johnson.....	T40	68-73-68-74	283/3	59,000.00
Louis Oosthuizen.....	4	67-65-68-69	269/-11	365,000.00	Francesco Molinari.....	T40	74-70-69-70	283/3	59,000.00
Rory McIlroy.....	T5	70-67-67-68	272/-8	276,500.00	Phil Mickelson.....	T43	71-69-73-71	284/4	56,500.00
Justin Rose.....	T5	70-69-66-67	272/-8	276,500.00	Alvaro Quiros.....	T43	70-71-72-71	284/4	56,500.00
Jason Dufner.....	7	67-66-73-68	274/-6	210,000.00	Nicolas Colsaerts.....	T45	73-68-74-70	285/5	53,000.00
Aaron Baddeley.....	T8	73-66-71-66	276/-4	128,750.00	Ernie Els.....	T45	73-73-68-71	285/5	53,000.00
K.J. Choi.....	T8	71-72-67-66	276/-4	128,750.00	Marc Leishman.....	T45	70-72-70-73	285/5	53,000.00
Luke Donald.....	T8	66-69-71-70	276/-4	128,750.00	Adam Scott.....	T45	71-70-71-73	285/5	53,000.00
Matt Kuchar.....	T8	70-70-70-66	276/-4	128,750.00	Mark Wilson.....	T45	72-71-73-69	285/5	53,000.00
Lee Slattery.....	T8	65-71-72-68	276/-4	128,750.00	Ryo Ishikawa.....	T50	71-72-70-73	286/6	49,000.00
David Toms.....	T8	68-67-73-68	276/-4	128,750.00	Fredrik Jacobson.....	T50	71-73-73-69	286/6	49,000.00
Bo Van Pelt.....	T8	70-69-66-71	276/-4	128,750.00	Paul Lawrie.....	T50	72-68-74-72	286/6	49,000.00
Tiger Woods.....	T8	70-72-68-66	276/-4	128,750.00	Brandt Snedeker.....	T50	71-70-70-75	286/6	49,000.00
Simon Dyson.....	T16	66-71-70-70	277/-3	90,000.00	Danny Willett.....	T50	72-74-73-67	286/6	49,000.00
John Senden.....	T16	66-70-69-72	277/-3	90,000.00	Jonathan Byrd.....	T55	73-73-69-72	287/7	46,500.00
Kyle Stanley.....	T16	69-73-68-67	277/-3	90,000.00	Greg Chalmers.....	T55	71-75-71-70	287/7	46,500.00
Bill Haas.....	T19	67-71-70-70	278/-2	82,000.00	Gonzalo Fdez-Castano..	T55	71-73-70-73	287/7	46,500.00
Dustin Johnson.....	T19	69-68-73-68	278/-2	82,000.00	Hunter Mahan.....	T55	73-73-69-72	287/7	46,500.00
Scott Piercy.....	T19	69-70-70-69	278/-2	82,000.00	Bernd Wiesberger.....	T55	70-71-74-72	287/7	46,500.00
Nick Watney.....	T19	69-70-72-67	278/-2	82,000.00	Rickie Fowler.....	T60	70-80-69-69	288/8	44,500.00
Bubba Watson.....	T19	66-73-72-67	278/-2	82,000.00	Yoshinori Fujimoto.....	T60	73-74-71-70	288/8	44,500.00
K.T. Kim.....	T24	67-67-74-71	279/-1	74,500.00	Marcel Siem.....	T60	76-71-70-71	288/8	44,500.00
Graeme McDowell.....	T24	70-67-70-72	279/-1	74,500.00	Peter Hanson.....	T63	73-71-71-74	289/9	43,500.00
Geoff Ogilvy.....	T24	67-70-72-70	279/-1	74,500.00	Joost Luiten.....	T63	72-71-77-69	289/9	43,500.00
Charl Schwartzel.....	T24	69-75-72-63	279/-1	74,500.00	Kevin Na.....	T63	72-76-72-69	289/9	43,500.00
Carl Pettersson.....	28	67-70-71-72	280/E	72,000.00	Sang-Moon Bae.....	66	72-66-76-76	290/10	43,000.00
Rafael Cabrera Bello....	T29	66-65-77-73	281/1	68,000.00	Toshinori Muto.....	T67	73-71-73-74	291/11	42,625.00
Jason Day.....	T29	75-70-70-66	281/1	68,000.00	Jeev Milkha Singh.....	T67	73-74-71-73	291/11	42,625.00
Sergio Garcia.....	T29	67-72-71-71	281/1	68,000.00	Robert Allenby.....	69	73-79-72-68	292/12	42,250.00
Retief Goosen.....	T29	67-72-73-69	281/1	68,000.00	Lee Westwood.....	70	68-72-81-73	294/14	42,000.00
Martin Kaymer.....	T29	68-72-72-69	281/1	68,000.00	Michael Hoey.....	T71	78-75-70-72	295/15	41,625.00
Martin Laird.....	T29	68-72-68-73	281/1	68,000.00	Robert Rock.....	T71	76-72-74-73	295/15	41,625.00
Ian Poulter.....	T29	74-69-69-69	281/1	68,000.00	Ted Potter, Jr.....	73	72-72-75-80	299/19	41,250.00
Jamie Donaldson.....	T36	68-73-75-66	282/2	62,500.00	Tom Lewis.....	74	78-76-74-73	301/21	41,000.00
Branden Grace.....	T36	72-70-66-74	282/2	62,500.00	Oliver Bekker.....	75	77-72-76-77	302/22	40,750.00
Johnson Wagner.....	T36	71-74-68-69	282/2	62,500.00					

# 2011 Bridgestone Invitational

**Firestone Country Club (South Course); Akron, OH**  
**August 1-7, 2011**

**Purse: \$8,500,000**

**Par/Yards: 35-35—70/7,400**

LEADERS		First Round	Second Round	Third Round
	<b>Adam Scott</b> .....	<b>62 (-8)</b>	Keegan Bradley.....	<b>Adam Scott</b> .....
	Jason Day.....	63 (-7)	Rickie Fowler.....	199 (-11)
	Nick Watney.....	65 (-5)	Ryan Moore.....	Ryo Ishikawa.....
	Thomas Bjorn.....	66 (-4)	<b>Adam Scott</b> .....	200 (-10)
	Stewart Cink.....	66 (-4)	Jason Day.....	Martin Laird.....
	Kyung-tae Kim.....	66 (-4)	Robert Karlsson.....	200 (-10)
	Martin Laird.....	66 (-4)	Martin Laird.....	
	Pablo Larrazabal.....	66 (-4)		
	Ryan Moore.....	66 (-4)		
	D.A. Points.....	66 (-4)		
	Rory Sabbatini.....	66 (-4)		
	Brandt Snedeker.....	66 (-4)		

**CUT:** No cut. All 76 players finished 72 holes.



**WEATHER:** Thursday: Sunny with a high of 88 degrees. Winds W 8-12 mph. Friday: Partly cloudy with temperatures reaching 82 degrees. Winds ESE 4-8 mph in the late morning changing to NNE 8-12 mph in the afternoon. Saturday: Mostly cloudy throughout the morning and early afternoon, with temperatures in the low to mid-80s and winds SW 5-10 mph. Sunday: Partly cloudy, warm and humid with temperatures reaching 86 degrees. Winds W 10-15 mph.

**Winner: Adam Scott 62-70-66-65 263 \$1,400,000.00**

Adam Scott.....	1	62-70-66-65	263	\$1,400,000.00	Charley Hoffman.....	T37	68-69-70-74	281	\$58,500.00
Luke Donald.....	T2	68-69-64-66	267	665,000.00	Hunter Mahan.....	T37	71-69-72-69	281	58,500.00
Rickie Fowler.....	T2	68-64-69-66	267	665,000.00	Matteo Manassero.....	T37	70-72-67-72	281	58,500.00
Jason Day.....	T4	63-70-66-69	268	332,500.00	Geoff Ogilvy.....	T37	68-70-76-67	281	58,500.00
Ryo Ishikawa.....	T4	67-68-64-69	268	332,500.00	Louis Oosthuizen.....	T37	71-71-70-69	281	58,500.00
Zach Johnson.....	T6	70-68-64-68	270	215,000.00	Tiger Woods.....	T37	68-71-72-70	281	58,500.00
Kyung-tae Kim.....	T6	66-72-66-66	270	215,000.00	Paul Casey.....	T45	73-71-71-67	282	53,000.00
Rory McIlroy.....	T6	68-68-67-67	270	215,000.00	Stewart Cink.....	T45	66-70-71-75	282	53,000.00
David Toms.....	T9	68-68-68-67	271	152,500.00	Gary Woodland.....	T45	70-66-73-73	282	53,000.00
Lee Westwood.....	T9	67-71-68-65	271	152,500.00	Robert Allenby.....	T48	70-73-70-70	283	49,300.00
Aaron Baddeley.....	T11	68-70-69-65	272	117,333.34	Dustin Johnson.....	T48	73-69-70-71	283	49,300.00
Fredrik Jacobson.....	T11	68-66-67-71	272	117,333.33	Phil Mickelson.....	T48	67-73-71-72	283	49,300.00
Martin Laird.....	T11	66-67-67-72	272	117,333.33	Rory Sabbatini.....	T48	66-77-71-69	283	49,300.00
Steve Stricker.....	T14	71-65-67-70	273	100,000.00	Brendan Steele.....	T48	69-74-74-66	283	49,300.00
Keegan Bradley.....	T15	67-65-68-74	274	95,500.00	Sergio Garcia.....	T53	68-72-72-72	284	46,500.00
Francesco Molinari.....	T15	73-64-68-69	274	95,500.00	Alexander Noren.....	T53	69-73-70-72	284	46,500.00
Robert Karlsson.....	T17	68-65-72-70	275	89,500.00	Alvaro Quiros.....	T53	73-74-67-70	284	46,500.00
Mark Wilson.....	T17	69-69-71-66	275	89,500.00	Charl Schwartzel.....	T53	74-71-68-71	284	46,500.00
Matt Kuchar.....	T19	71-69-65-71	276	85,000.00	Y.E. Yang.....	T53	72-71-69-72	284	46,500.00
D.A. Points.....	T19	66-70-72-68	276	85,000.00	Heath Slocum.....	58	71-65-75-74	285	45,000.00
Peter Hanson.....	T21	70-67-70-70	277	81,250.00	Jonathan Byrd.....	T59	67-74-75-70	286	43,750.00
Bubba Watson.....	T21	69-70-68-70	277	81,250.00	K.J. Choi.....	T59	74-71-70-71	286	43,750.00
Jim Furyk.....	T23	73-69-67-69	278	75,250.00	Padraig Harrington.....	T59	71-70-73-72	286	43,750.00
Lucas Glover.....	T23	68-68-72-70	278	75,250.00	Sean O'Hair.....	T59	72-72-69-73	286	43,750.00
Retief Goosen.....	T23	72-68-68-70	278	75,250.00	Arjun Atwal.....	T63	68-73-71-76	288	42,250.00
Ryan Moore.....	T23	66-66-74-72	278	75,250.00	Bill Haas.....	T63	72-72-70-74	288	42,250.00
Bo Van Pelt.....	T23	68-70-71-69	278	75,250.00	Graeme McDowell.....	65	71-72-75-71	289	1,500.00
Nick Watney.....	T23	65-70-70-73	278	75,250.00	Harrison Frazer.....	T66	72-72-77-70	291	40,750.00
Anders Hansen.....	T29	72-70-67-70	279	68,500.00	Jhonattan Vegas.....	T66	73-70-74-74	291	40,750.00
Martin Kaymer.....	T29	69-70-73-67	279	68,500.00	Thomas Bjorn.....	T68	66-72-75-79	292	39,250.00
Hennie Otto.....	T29	69-66-75-69	279	68,500.00	Darren Clarke.....	T68	77-74-69-72	292	39,250.00
Scott Stallings.....	T29	69-68-72-70	279	68,500.00	Jeff Overton.....	T68	72-73-73-74	292	39,250.00
Simon Dyson.....	T33	77-66-69-68	280	64,500.00	Ian Poulter.....	T68	71-69-80-72	292	39,250.00
Edoardo Molinari.....	T33	72-66-70-72	280	64,500.00	Miguel A. Jimenez.....	72	73-73-74-73	293	38,000.00
Justin Rose.....	T33	71-70-72-67	280	64,500.00	Jae-bum Park.....	73	73-72-77-72	294	37,500.00
Brandt Snedeker.....	T33	66-68-74-72	280	64,500.00	Pablo Larrazabal.....	74	66-76-74-79	295	37,000.00
Ernie Els.....	T37	71-71-71-68	281	58,500.00	Yuta Ikeda.....	75	74-72-77-74	297	36,500.00
Richard Green.....	T37	69-68-74-70	281	58,500.00	Stuart Appleby.....	76	73-76-78-72	299	36,000.00

# 2010 Bridgestone Invitational

**Firestone Country Club (South Course); Akron, OH**  
**August 5-8, 2010**

**Purse: \$8,500,000**

**Par/Yards: 35-35—70/7,400**

LEADERS	First Round	Second Round	Third Round
Bubba Watson.....	64 (-6)	Retief Goosen..... 133 (-7)	Ryan Palmer..... 201 (-9)
Kenny Perry.....	66 (-4)	Justin Leonard..... 134 (-6)	Sean O'Hair..... 201 (-9)
Phil Mickelson.....	66 (-4)	Phil Mickelson..... 134 (-6)	Matt Kuchar..... 202 (-8)
Adam Scott.....	66 (-4)	Peter Hanson..... 135 (-5)	Ernie Els..... 203 (-7)
Graeme McDowell.....	66 (-4)	Bo Van Pelt..... 135 (-5)	Peter Hanson..... 203 (-7)
<b>Hunter Mahan.....</b>	<b>71 (T37)</b>	Bubba Watson..... 135 (-5)	Justin Leonard..... 203 (-7)
		<b>Hunter Mahan.....</b>	<b>Hunter Mahan.....</b>
		<b>138 (T17)</b>	<b>204 T7</b>

**CUT:** No cut. 80 of the 81 players completed 72 holes.



**WEATHER:** Thursday: Early morning showers and thunderstorms with mostly cloudy skies becoming partly cloudy by late morning. A few showers developed late in the evening. Winds: W 10-15 gusting to 20 mph with highs in the mid 80s. Friday: Mostly cloudy with scattered light showers through early afternoon. Partly cloudy the rest of the day. Winds: NW 5-10 mph with temperatures in the high 70s Saturday: Mostly sunny and pleasant. Winds: Variable 4-8 mph. High of 80. Sunday: Partly cloudy and warmer temperatures reaching into the mid-80s.

**Winner: Hunter Mahan 71-67-66-64 268 \$1,400,000.00**

Hunter Mahan.....	1	71-67-66-64	268	\$1,400,000.00	Alvaro Quiros.....	T39	73-66-74-68	281	\$58,000.00
Ryan Palmer.....	2	70-68-63-69	270	840,000.00	Heath Slocum.....	T39	75-68-67-71	281	58,000.00
Retief Goosen.....	T3	67-66-73-65	271	412,500.00	Scott Verplank.....	T39	75-68-68-70	281	58,000.00
Bo Van Pelt.....	T3	67-68-69-67	271	412,500.00	J.B. Holmes.....	T44	74-72-69-67	282	54,500.00
Sean O'Hair.....	5	67-70-64-71	272	295,000.00	Troy Matteson.....	T44	72-70-69-71	282	54,500.00
Jim Furyk.....	T6	72-68-69-64	273	227,500.00	Chad Campbell.....	T46	67-73-73-70	283	50,214.29
Jeff Overton.....	T6	67-70-67-69	273	227,500.00	K.J. Choi.....	T46	70-73-72-68	283	50,214.29
Peter Hanson.....	8	69-66-68-71	274	180,000.00	Boo Weekley.....	T46	73-72-68-70	283	50,214.29
Padraig Harrington.....	T9	69-70-70-66	275	125,833.34	Y.E. Yang.....	T46	74-68-71-70	283	50,214.29
Louis Oosthuizen.....	T9	72-70-68-65	275	125,833.34	Luke Donald.....	T46	70-69-73-71	283	50,214.28
Matt Kuchar.....	T9	69-67-66-73	275	125,833.33	Ross Fisher.....	T46	70-68-74-71	283	50,214.28
Rory McIlroy.....	T9	68-69-69-69	275	125,833.33	Phil Mickelson.....	T46	66-68-71-78	283	50,214.28
Adam Scott.....	T9	66-70-72-67	275	125,833.33	Ryo Ishikawa.....	T53	71-73-72-68	284	47,250.00
Steve Stricker.....	T9	68-71-69-67	275	125,833.33	Alexander Noren.....	T53	69-69-70-76	284	47,250.00
Dustin Johnson.....	15	72-65-68-71	276	96,000.00	Ross McGowan.....	T55	71-69-70-75	285	46,000.00
Martin Laird.....	T16	70-71-68-68	277	90,000.00	Edoardo Molinari.....	T55	71-71-70-73	285	46,000.00
Ryan Moore.....	T16	70-68-70-69	277	90,000.00	Mike Weir.....	T55	72-69-72-72	285	46,000.00
Nick Watney.....	T16	68-68-69-72	277	90,000.00	Tim Clark.....	T58	70-72-75-69	286	44,000.00
Justin Rose.....	T19	71-70-70-67	278	81,333.34	Ben Crane.....	T58	71-70-72-73	286	44,000.00
Stewart Cink.....	T19	72-69-70-67	278	81,333.33	Marcus Fraser.....	T58	72-72-68-74	286	44,000.00
Kenny Perry.....	T19	66-73-68-71	278	81,333.33	Charl Schwartzel.....	T58	73-68-68-77	286	44,000.00
Paul Casey.....	T22	68-68-73-70	279	72,000.00	Vijay Singh.....	T58	71-73-70-72	286	44,000.00
Jason Day.....	T22	69-70-69-71	279	72,000.00	Stuart Appleby.....	T63	74-72-70-71	287	42,250.00
Ernie Els.....	T22	69-70-64-76	279	72,000.00	James Kingston.....	T63	75-65-71-76	287	42,250.00
Sergio Garcia.....	T22	70-70-69-70	279	72,000.00	Jason Bohn.....	T65	71-68-73-77	289	40,750.00
Lucas Glover.....	T22	70-66-70-73	279	72,000.00	Robert Karlsson.....	T65	71-74-73-71	289	40,750.00
Miguel A. Jimenez.....	T22	69-67-70-73	279	72,000.00	Hennie Otto.....	T65	73-72-72-72	289	40,750.00
Martin Kaymer.....	T22	72-67-69-71	279	72,000.00	Ian Poulter.....	T65	72-70-77-70	289	40,750.00
Justin Leonard.....	T22	68-66-69-76	279	72,000.00	Gregory Bourdy.....	T69	68-72-74-76	290	39,250.00
Graeme McDowell.....	T22	66-73-68-72	279	72,000.00	Yuta Ikeda.....	T69	72-76-69-73	290	39,250.00
Geoff Ogilvy.....	T22	71-67-68-73	279	72,000.00	Rhys Davies.....	T71	75-69-72-75	291	37,750.00
Bubba Watson.....	T22	64-71-70-74	279	72,000.00	Simon Dyson.....	T71	72-73-73-73	291	37,750.00
Angel Cabrera.....	T33	71-68-67-74	280	63,500.00	David Horsey.....	T71	73-71-75-72	291	37,750.00
Rickie Fowler.....	T33	68-73-69-70	280	63,500.00	Camilo Villegas.....	T71	75-73-71-72	291	37,750.00
Bill Haas.....	T33	73-66-71-70	280	63,500.00	Soren Hansen.....	75	71-75-72-77	295	36,750.00
Zach Johnson.....	T33	70-70-71-69	280	63,500.00	Simon Khan.....	T76	73-71-74-78	296	36,375.00
Katsumasa Miyamoto.....	T33	71-72-62-75	280	63,500.00	Anthony Kim.....	T76	75-76-69-76	296	36,375.00
Oliver Wilson.....	T33	71-67-67-75	280	63,500.00	Michael Jonzon.....	T78	76-74-76-72	298	35,875.00
Ben Curtis.....	T39	69-70-71-71	281	58,000.00	Tiger Woods.....	T78	74-72-75-77	298	35,875.00
Francesco Molinari.....	T39	70-72-71-68	281	58,000.00	Henrik Stenson.....	80	79-75-71-75	300	35,500.00



# 2009 Bridgestone Invitational

**Firestone Country Club (South Course); Akron, OH**  
**August 6-9, 2009**

**Purse: \$8,500,000**

**Par/Yards: 35-35—70/7,400**

LEADERS	First Round	Second Round	Third Round
	Padraig Harrington..... 64 (-6)	Padraig Harrington..... 133 (-7)	Padraig Harrington..... 200 (-10)
	Prayad Marksang..... 66 (-4)	Tim Clark..... 134 (-6)	<b>Tiger Woods..... 203 (-7)</b>
	Tim Clark..... 66 (-4)	Scott Verplank..... 135 (-5)	Jerry Kelly..... 205 (-5)
	Scott Verplank..... 66 (-4)	Prayad Marksang..... 136 (-4)	Ten Players..... 206 (-4)
	Steve Stricker..... 67 (-3)	Steve Stricker..... 136 (-4)	
	Ian Poulter..... 67 (-3)	Jerry Kelly..... 136 (-4)	
	Zach Johnson..... 67 (-3)	<b>Tiger Woods..... 138 (T13)</b>	
	<b>Tiger Woods..... 68 (T8)</b>		



**CUT:** No-cut event in a field of 79 players

**WEATHER:** Thursday: Mostly sunny. High of 78. Winds NW 10-15 mph. Friday: Mostly cloudy. High of 79. Winds W-NW 8-12 mph. Saturday: Mostly cloudy with periodic rain showers. High of 80. Winds S-SW 8-12 mph. Sunday: Partly cloudy and warmer. Highs in the low 90s. Winds W-SW 10-20 mph.

**Winner: Tiger Woods 68-70-65-65 268 \$1,400,000.00**

Tiger Woods..... 1	68-70-65-65	268	\$1,400,000.00	Camilo Villegas..... T36	70-70-72-70	282	\$60,000.00
Robert Allenby..... T2	68-69-69-66	272	665,000.00	Nick Watney..... T36	74-68-69-71	282	60,000.00
Padraig Harrington..... T2	64-69-67-72	272	665,000.00	Ross Fisher..... 43	70-71-70-72	283	56,000.00
Angel Cabrera..... T4	70-68-68-67	273	332,000.00	Justin Leonard..... 44	70-71-70-73	284	55,000.00
Hunter Mahan..... T4	68-69-70-66	273	332,000.00	K.J. Choi..... T45	74-72-73-66	285	51,500.00
Steve Stricker..... T6	67-69-71-67	274	214,333.34	Luke Donald..... T45	70-72-69-74	285	51,500.00
Stewart Cink..... T6	69-69-68-68	274	214,333.33	Anders Hansen..... T45	73-71-70-71	285	51,500.00
Miguel A. Jimenez..... T6	68-72-66-68	274	214,333.33	Graeme McDowell..... T45	73-71-71-70	285	51,500.00
Lee Westwood..... 9	69-71-70-65	275	160,000.00	Nick O'Hern..... T45	72-67-71-75	285	51,500.00
Mike Weir..... 10	71-66-69-70	276	145,000.00	Rory Sabbatini..... T45	71-71-68-75	285	51,500.00
Chad Campbell..... T11	71-68-69-69	277	112,500.00	Stuart Appleby..... T51	74-68-69-75	286	46,500.00
Jerry Kelly..... T11	71-65-69-72	277	112,500.00	Christian Cevaer..... T51	75-70-71-70	286	46,500.00
Kenny Perry..... T11	69-71-66-71	277	112,500.00	Nick Dougherty..... T51	69-71-71-75	286	46,500.00
Oliver Wilson..... T11	69-69-68-71	277	112,500.00	Jim Furyk..... T51	73-71-73-69	286	46,500.00
Woody Austin..... T15	69-68-69-72	278	91,125.00	Danny Lee..... T51	68-73-75-70	286	46,500.00
Zach Johnson..... T15	67-70-69-72	278	91,125.00	Adam Scott..... T51	78-67-71-70	286	46,500.00
Ian Poulter..... T15	67-74-67-70	278	91,125.00	Scott Verplank..... T51	66-69-75-76	286	46,500.00
Alvaro Quiros..... T15	72-65-72-69	278	91,125.00	Phil Mickelson..... T58	70-69-75-73	287	44,250.00
Lucas Glover..... T19	69-69-68-73	279	83,000.00	Boo Weekley..... T58	69-69-76-73	287	44,250.00
Davis Love III..... T19	72-66-73-68	279	83,000.00	Soren Hansen..... T60	69-71-70-78	288	42,750.00
Y.E. Yang..... T19	72-72-69-66	279	83,000.00	Trevor Immelman..... T60	70-70-74-74	288	42,750.00
Mathew Goggin..... T22	73-71-68-68	280	74,428.58	Thongchai Jaidee..... T60	71-74-70-73	288	42,750.00
Darren Clarke..... T22	71-70-70-69	280	74,428.57	Martin Kaymer..... T60	72-74-72-70	288	42,750.00
Sergio Garcia..... T22	68-72-70-70	280	74,428.57	Cameron Beckman..... T64	71-71-72-75	289	40,750.00
Dustin Johnson..... T22	70-71-70-69	280	74,428.57	Ben Curtis..... T64	77-69-72-71	289	40,750.00
Geoff Ogilvy..... T22	69-71-67-73	280	74,428.57	Nathan Green..... T64	74-71-74-70	289	40,750.00
Pat Perez..... T22	70-72-66-72	280	74,428.57	Jeev M. Singh..... T64	70-71-72-76	289	40,750.00
David Toms..... T22	69-69-69-73	280	74,428.57	Soren Kjeldsen..... T68	72-70-75-73	290	39,250.00
Tim Clark..... T29	66-68-73-74	281	67,000.00	Rory McIlroy..... T68	75-70-71-74	290	39,250.00
Ernie Els..... T29	71-72-70-68	281	67,000.00	Gonzalo Fdez-Castano.. T70	70-71-73-77	291	38,250.00
Retief Goosen..... T29	71-67-71-72	281	67,000.00	Sean O'Hair..... T70	69-72-76-74	291	38,250.00
Charles Howell III..... T29	71-72-68-70	281	67,000.00	Shingo Katayama..... 72	74-72-73-73	292	37,500.00
Justin Rose..... T29	75-68-69-69	281	67,000.00	Richard Sterne..... 73	72-73-71-77	293	37,000.00
Vijay Singh..... T29	70-73-67-71	281	67,000.00	Gregory Havret..... T74	73-77-70-75	295	36,625.00
Henrik Stenson..... T29	69-72-70-70	281	67,000.00	Marc Turnesa..... T74	76-75-71-73	295	36,625.00
J.B. Holmes..... T36	70-72-65-75	282	60,000.00	Chih-Bing Lam..... 76	74-75-75-75	299	36,250.00
Anthony Kang..... T36	71-76-66-69	282	60,000.00	Shane Lowry..... 77	78-78-72-72	300	36,000.00
Anthony Kim..... T36	72-68-71-71	282	60,000.00	Yuji Igarashi..... 78	74-83-73-72	302	35,750.00
Prayad Marksang..... T36	66-70-72-74	282	60,000.00	Brian Gay..... 79	75-74-76-79	304	35,500.00
Carl Pettersson..... T36	70-70-68-74	282	60,000.00				

# 2008 Bridgestone Invitational


Firestone Country Club, South Course

Purse: \$8,000,000

Par/Yards: 35-35—70/7,400

July 31-August 3, 2008

First Round		Second Round		Third Round	
Retief Goosen.....	66 (-4)	<b>Vijay Singh.....</b>	<b>133 (-7)</b>	Lee Westwood.....	202 (-8)
Tim Clark.....	67 (-3)	Phil Mickelson.....	134 (-6)	<b>Vijay Singh.....</b>	<b>202 (-8)</b>
Zach Johnson.....	67 (-3)	Sean O'Hair.....	135 (-5)	Phil Mickelson.....	202 (-8)
Daniel Chopra.....	67 (-3)	Peter Lonard.....	135 (-5)	Stuart Appleby.....	201 (-7)
<b>Vijay Singh.....</b>	<b>67 (-3)</b>	Zach Johnson.....	135 (-5)	Retief Goosen.....	199 (-5)
		Lee Westwood.....	135 (-5)		



**CUT:** There was no cut. All 80 professionals completed 72 holes.

**WEATHER:** Thursday: Mainly sunny with temperatures reaching the high 80s. NW winds from 6-12 mph. Friday: Partly sunny with highs in the upper 80s. W winds 5-10 mph. Saturday: Sunny and warm with N-NW winds 6-12 mph. Sunday: Mostly sunny with highs in the 80s.

**Winner: Vijay Singh 67-66-69-68 270 \$1,350,000.00**

Vijay Singh.....	1	67-66-69-68	270	\$1,350,000.00		
Stuart Appleby.....	T2	70-66-67-68	271	635,000.00		
Lee Westwood.....	T2	70-65-67-69	271	635,000.00		
Retief Goosen.....	T4	66-71-68-67	272	310,000.00		
Phil Mickelson.....	T4	68-66-68-70	272	310,000.00		
Darren Clarke.....	T6	70-71-65-67	273	220,000.00		
Peter Lonard.....	T6	69-66-72-66	273	220,000.00		
Paul Casey.....	T8	70-71-68-65	274	162,500.00		
D.J. Trahan.....	T8	69-67-70-68	274	162,500.00		
Miguel A. Jimenez.....	T10	70-66-70-69	275	133,000.00		
Hunter Mahan.....	T10	71-66-70-68	275	133,000.00		
Chris DiMarco.....	T12	68-70-68-70	276	111,000.00		
Sean O'Hair.....	T12	68-67-73-68	276	111,000.00		
Chad Campbell.....	T14	68-71-68-70	277	95,500.00		
Daniel Chopra.....	T14	67-74-66-70	277	95,500.00		
K.J. Choi.....	T16	73-67-70-68	278	82,625.00		
Zach Johnson.....	T16	67-68-72-71	278	82,625.00		
Ian Poulter.....	T16	70-68-69-71	278	82,625.00		
Henrik Stenson.....	T16	73-70-68-67	278	82,625.00		
Robert Allenby.....	T20	71-70-70-68	279	71,000.00		
Tim Clark.....	T20	67-71-71-70	279	71,000.00		
Padraig Harrington.....	T20	69-75-68-67	279	71,000.00		
Robert Karlsson.....	T20	71-67-71-70	279	71,000.00		
Justin Leonard.....	T20	68-70-70-71	279	71,000.00		
Steve Lowery.....	T20	75-67-70-67	279	71,000.00		
Scott Verplank.....	T20	71-70-70-68	279	71,000.00		
Ernie Els.....	T27	69-74-69-68	280	60,000.00		
Jim Furyk.....	T27	68-69-71-72	280	60,000.00		
Charles Howell III.....	T27	68-70-70-72	280	60,000.00		
Paul McGinley.....	T27	70-67-72-71	280	60,000.00		
Nick O'Hern.....	T27	70-68-71-71	280	60,000.00		
Justin Rose.....	T27	71-70-68-71	280	60,000.00		
Rory Sabbatini.....	T27	69-67-70-74	280	60,000.00		
Vaughn Taylor.....	T27	72-67-69-72	280	60,000.00		
Oliver Wilson.....	T27	71-69-72-68	280	60,000.00		
Angel Cabrera.....	T36	72-73-68-68	281	52,000.00		
Richard Finch.....	T36	69-75-70-67	281	52,000.00		
Sergio Garcia.....	T36	69-72-68-72	281	52,000.00		
J.B. Holmes.....	T36	69-68-72-72	281	52,000.00		
Trevor Immelman.....	T36	75-64-68-74	281	52,000.00		
Brendan Jones.....	T36	69-73-69-70	281	\$52,000.00		
Anthony Kim.....	T36	71-72-70-68	281	52,000.00		
Aaron Baddeley.....	T43	79-69-66-68	282	46,600.00		
Stewart Cink.....	T43	68-68-74-72	282	46,600.00		
Richard Green.....	T43	72-73-70-67	282	46,600.00		
Brandt Snedeker.....	T43	68-76-69-69	282	46,600.00		
Steve Stricker.....	T43	68-69-75-70	282	46,600.00		
Stephen Ames.....	T48	69-71-71-72	283	44,250.00		
Steve Flesch.....	T48	70-70-73-70	283	44,250.00		
Hidemasa Hoshino.....	T48	75-73-65-70	283	44,250.00		
David Toms.....	T48	72-72-70-69	283	44,250.00		
Woody Austin.....	T52	71-70-72-71	284	42,250.00		
Niclas Fasth.....	T52	71-71-72-70	284	42,250.00		
Rocco Mediate.....	T52	68-73-71-72	284	42,250.00		
Chez Reavie.....	T52	68-74-70-72	284	42,250.00		
Ross Fisher.....	T56	69-73-70-73	285	40,000.00		
Fredrik Jacobson.....	T56	71-71-70-73	285	40,000.00		
Graeme McDowell.....	T56	70-71-73-71	285	40,000.00		
Rod Pampling.....	T56	69-71-75-70	285	40,000.00		
Adam Scott.....	T56	69-76-72-68	285	40,000.00		
Nick Dougherty.....	T61	72-76-69-69	286	38,250.00		
Steve Webster.....	T61	68-72-72-74	286	38,250.00		
Lucas Glover.....	T63	70-75-72-70	287	37,000.00		
Andres Romero.....	T63	73-71-73-70	287	37,000.00		
Scott Strange.....	T63	68-74-73-72	287	37,000.00		
Kenny Perry.....	T66	74-69-73-72	288	35,750.00		
Boo Weekley.....	T66	72-73-71-72	288	35,750.00		
Martin Kaymer.....	T68	72-79-68-70	289	34,500.00		
Prayad Marksang.....	T68	70-73-73-73	289	34,500.00		
Geoff Ogilvy.....	T68	71-67-79-72	289	34,500.00		
Brett Rumford.....	T71	75-70-76-69	290	33,250.00		
Johnson Wagner.....	T71	70-74-75-71	290	33,250.00		
Soren Hansen.....	T73	75-73-70-74	292	32,500.00		
J.J. Henry.....	T73	69-73-73-77	292	32,500.00		
David Howell.....	T73	70-75-70-77	292	32,500.00		
Pablo Larrazabal.....	76	72-75-71-76	294	32,000.00		
Colin Montgomerie.....	77	72-71-76-76	295	31,750.00		
James Kingston.....	78	73-72-71-80	296	31,500.00		
Craig Parry.....	79	70-75-75-77	297	31,250.00		
Mark Brown.....	80	80-75-76-70	301	31,000.00		



# 2007 Bridgestone Invitational

Firestone Country Club, South Course

Purse: \$8,000,000

Par/Yards: 35-35—70/7,400

August 2-5, 2007

LEADERS	First Round	Second Round	Third Round
Hunter Mahan .....	67 (-3)	Rory Sabbatini .....	134 (-6)
Rory Sabbatini .....	67 (-3)	Zach Johnson .....	136 (-4)
Paul Casey .....	67 (-3)	Kenny Perry .....	138 (-2)
Stuart Appleby .....	68 (-2)	Scott Verplank .....	138 (-2)
Mark Calcavecchia .....	68 (-2)	<b>Tiger Woods.....</b>	<b>138 (-2)</b>
Arron Oberholser .....	68 (-2)		
Boo Weekley .....	68 (-2)		
Lee Westwood .....	68 (-2)		
<b>Tiger Woods.....</b>	<b>68 (-2)</b>		

**CUT:** There was no cut. 82 of the 85 professionals completed 72 holes.

**NOTEWORTHY:** Tiger Woods won the Bridgestone Invitational for the sixth time at Firestone Country Club. On five occasions, a player has won the same tournament six-plus times, but only three players have collected six victories on the same course.



**WEATHER:** Thursday: Sunny and warm throughout the day with a high of 93, with SW winds 5-10 mph. Friday: Sunny and warm with a high of 89 and SW winds 5-10 mph. Saturday: Partly cloudy with N-NW winds 5-10 mph and a high of 85. Sunday: Partly cloudy with showers throughout the day, SW winds 10-15 mph and a high of 80.

**Winner: Tiger Woods 68-70-69-65 272 \$1,350,000.00**

Tiger Woods .....	1	68-70-69-65	272	\$1,350,000.00	Colin Montgomerie .....	T41	71-72-73-75	291	\$48,000.00
Justin Rose .....	T2	69-72-71-68	280	635,000.00	Henrik Stenson .....	T41	72-74-72-73	291	48,000.00
Rory Sabbatini .....	T2	67-67-72-74	280	635,000.00	Steve Stricker .....	T41	70-73-76-72	291	48,000.00
Chris DiMarco .....	T4	69-70-72-70	281	310,000.00	John Senden .....	.45	71-69-78-74	292	46,000.00
Peter Lonard .....	T4	70-70-73-68	281	310,000.00	Michael Campbell .....	T46	71-74-72-76	293	44,500.00
Tim Clark .....	T6	71-70-72-69	282	202,000.00	Thongchai Jaidee .....	T46	73-76-73-71	293	44,500.00
Davis Love III .....	T6	74-65-74-69	282	202,000.00	Shingo Katayama .....	T46	71-73-75-74	293	44,500.00
Andres Romero .....	T6	71-71-69-71	282	202,000.00	Jerry Kelly .....	T46	73-71-74-75	293	44,500.00
Justin Leonard .....	T9	73-67-71-72	283	147,500.00	Phil Mickelson .....	T46	74-72-74-73	293	44,500.00
Scott Verplank .....	T9	70-68-73-72	283	147,500.00	Paul Casey .....	T51	67-73-76-78	294	42,000.00
Zach Johnson .....	T11	71-65-76-72	284	115,333.34	Troy Matteson .....	T51	71-74-73-76	294	42,000.00
K.J. Choi .....	T11	71-73-69-71	284	115,333.33	Geoff Ogilvy .....	T51	73-71-72-78	294	42,000.00
Kenny Perry .....	T11	69-69-71-75	284	115,333.33	Jeev M. Singh .....	T51	72-74-72-76	294	42,000.00
Mark Calcavecchia .....	T14	68-72-76-69	285	86,583.34	Richard Sterne .....	T51	77-72-74-71	294	42,000.00
Rod Pampling .....	T14	71-73-74-67	285	86,583.34	Woody Austin .....	T56	74-77-68-76	295	39,500.00
Stuart Appleby .....	T14	68-74-69-74	285	86,583.33	Stewart Cink .....	T56	79-67-76-73	295	39,500.00
Joe Durant .....	T14	74-67-71-73	285	86,583.33	Nick O'Hern .....	T56	72-72-75-76	295	39,500.00
Padraig Harrington .....	T14	72-69-72-72	285	86,583.33	Vijay Singh .....	T56	74-72-75-74	295	39,500.00
Arron Oberholser .....	T14	68-74-72-71	285	86,583.33	Yong-Eun Yang .....	T56	73-74-70-78	295	39,500.00
Aaron Baddeley .....	T20	70-74-67-75	286	75,500.00	Retief Goosen .....	T61	74-73-72-77	296	36,750.00
Sergio Garcia .....	T20	71-77-71-67	286	75,500.00	David Howell .....	T61	74-77-75-70	296	36,750.00
Stephen Ames .....	T22	71-73-71-72	287	66,250.00	Vaughn Taylor .....	T61	72-77-71-76	296	36,750.00
Luke Donald .....	T22	75-75-67-70	287	66,250.00	David Toms .....	T61	76-74-71-75	296	36,750.00
Ernie Els .....	T22	70-77-72-68	287	66,250.00	Nick Watney .....	T61	72-72-76-76	296	36,750.00
Niclas Fasth .....	T22	75-73-70-69	287	66,250.00	Liang Wen-chong .....	T61	75-74-72-75	296	36,750.00
Anders Hansen .....	T22	71-72-71-73	287	66,250.00	Darren Clarke .....	T67	70-76-76-75	297	34,750.00
Charley Hoffman .....	T22	71-73-74-69	287	66,250.00	Mark Hensby .....	T67	73-71-79-74	297	34,750.00
Hunter Mahan .....	T22	67-73-71-76	287	66,250.00	Angel Cabrera .....	T69	73-76-74-75	298	33,500.00
Lee Westwood .....	T22	68-71-79-69	287	66,250.00	Fred Funk .....	T69	75-74-74-75	298	33,500.00
Richard Green .....	T30	73-73-68-74	288	58,000.00	Gregory Havret .....	T69	73-73-76-76	298	33,500.00
Carl Pettersson .....	T30	70-79-68-71	288	58,000.00	Robert Karlsson .....	T69	76-72-72-78	298	33,500.00
Ian Poulter .....	T30	71-73-74-70	288	58,000.00	Graeme Storm .....	T69	75-72-76-75	298	33,500.00
John Rollins .....	T30	73-75-68-72	288	58,000.00	Brian Bateman .....	T74	77-75-72-75	299	32,625.00
Boo Weekley .....	T30	68-78-70-72	288	58,000.00	Paul Goydos .....	T74	69-76-73-81	299	32,625.00
Brett Wetterich .....	T30	74-75-70-69	288	58,000.00	Jose Manuel Lara .....	.76	71-77-77-75	300	32,250.00
Trevor Immelman .....	T36	73-76-69-71	289	53,500.00	Chad Campbell .....	T77	73-73-77-79	302	31,750.00
Adam Scott .....	T36	75-76-70-68	289	53,500.00	Anton Haig .....	T77	77-75-71-79	302	31,750.00
Mark Wilson .....	T36	76-75-68-70	289	53,500.00	Raphael Jacquelin .....	T77	71-77-73-81	302	31,750.00
Charles Howell III .....	T39	72-76-70-72	290	51,000.00	Ben Curtis .....	.80	74-79-77-73	303	31,250.00
Paul McGinley .....	T39	72-74-73-71	290	51,000.00	Robert Allenby .....	.81	76-74-82-80	312	31,000.00
J.J. Henry .....	T41	73-69-74-75	291	48,000.00	Jose Maria Olazabal .....	.82	77-80-78-79	314	30,750.00

# 2006 Bridgestone Invitational

Firestone Country Club, South Course


Purse: \$7,500,000

Par/Yards: 35-35—70/7,360

August 24-27, 2006

LEADERS		First Round	Second Round	Third Round
	Adam Scott	63 (-7)	<b>Tiger Woods</b> ..... 131 (-9)	Stewart Cink ..... 201 (-9)
	Jason Gore	65 (-5)	Davis Love III ..... 132 (-8)	Paul Casey ..... 202 (-8)
	Lucas Glover	66 (-4)	Jim Furyk ..... 134 (-6)	Davis Love III ..... 202 (-8)
	Michael Campbell	67 (-3)	Adam Scott ..... 134 (-6)	<b>Tiger Woods</b> ..... 202 (-8)
	Luke Donald	67 (-3)	Ernie Els ..... 135 (-5)	Jim Furyk..... 203 (-7)
	David Howell	67 (-3)	Lucas Glover ..... 135 (-5)	
	Davis Love III	67 (-3)	Kevin Stadler ..... 135 (-5)	
	David Toms	67 (-3)		
	<b>Tiger Woods</b>	<b>67 (-3)</b>		

**CUT:** There was no cut. 76 of the 78 professionals completed 72 holes.



**WEATHER:** Thursday: Rain in the morning with mostly cloudy skies. Sunny and warm in the afternoon with a high of 76. Friday: Partly cloudy with a high of 85. Winds S 5-10 mph. Saturday: Partly cloudy. High of 85 with winds SW 5-10 mph. Sunday: Due to a threatening weather situation, tee times were scheduled for 7:30-9:30 a.m. off Nos. 1 and 10. After heavy overnight rains, play was delayed 90 minutes. On and off showers most of the day with cloudy skies. High temperature was 77 with SW winds 8-12 mph.

**Winner: Tiger Woods 67-64-71-68 270 \$1,300,000.00**

Tiger Woods	.....1	67-64-71-68	270	\$1,300,000.00	Rory Sabbatini	.....T36	75-71-68-70	284	\$50,500.00
Stewart Cink	.....2	70-67-64-69	270	750,000.00	Charl Schwartzel	.....T36	72-69-70-73	284	50,500.00
Jim Furyk	.....3	69-65-69-68	271	450,000.00	Brett Wetterich	.....T36	72-73-71-68	284	50,500.00
Angel Cabrera	.....T4	70-68-70-65	273	246,250.00	Fred Funk	.....T42	72-70-72-71	285	46,166.67
Paul Casey	.....T4	69-69-64-71	273	246,250.00	Tom Lehman	.....T42	72-69-73-71	285	46,166.67
Lucas Glover	.....T4	66-69-69-69	273	246,250.00	Ben Curtis	.....T42	71-72-72-70	285	46,166.66
Davis Love III	.....T4	67-65-70-71	273	246,250.00	Rod Pampling	.....T45	75-71-71-69	286	44,500.00
Luke Donald	.....T8	67-69-70-68	274	152,500.00	Vijay Singh	.....T45	70-74-73-69	286	44,500.00
David Toms	.....T8	67-74-65-68	274	152,500.00	Dean Wilson	.....T45	75-70-68-73	286	44,500.00
J.J. Henry	.....T10	70-68-68-69	275	120,000.00	Retief Goosen	.....T48	71-73-74-69	287	43,250.00
Arron Oberholser	.....T10	70-71-69-65	275	120,000.00	Corey Pavin	.....T48	74-73-68-72	287	43,250.00
Adam Scott	.....T10	63-71-71-70	275	120,000.00	Olin Browne	.....T50	68-75-70-75	288	41,750.00
Trevor Immelman	.....T13	69-70-68-70	277	95,000.00	Chad Campbell	.....T50	68-76-72-72	288	41,750.00
Ian Poulter	.....T13	71-71-67-68	277	95,000.00	Stephen Dodd	.....T50	74-73-69-72	288	41,750.00
Kevin Stadler	.....T13	68-67-70-72	277	95,000.00	J.B. Holmes	.....T50	71-72-68-77	288	41,750.00
Ben Crane	.....16	73-67-70-68	278	85,000.00	Aaron Baddeley	.....T54	73-74-69-73	289	39,500.00
Michael Campbell	.....17	67-71-70-71	279	82,000.00	Mark Hensby	.....T54	74-76-68-71	289	39,500.00
Stephen Ames	.....T18	69-70-71-70	280	77,000.00	Miguel A. Jimenez	.....T54	70-72-77-70	289	39,500.00
Thomas Bjorn	.....T18	72-67-67-74	280	77,000.00	Thomas Levet	.....T54	77-69-69-74	289	39,500.00
Robert Gamez	.....T18	70-67-72-71	280	77,000.00	Phil Mickelson	.....T54	74-74-68-73	289	39,500.00
Vaughn Taylor	.....T18	71-67-71-71	280	77,000.00	David Howell	.....T59	67-79-71-74	291	37,500.00
Robert Allenby	.....T22	71-71-68-71	281	68,000.00	Jeff Maggert	.....T59	75-70-75-71	291	37,500.00
K.J. Choi	.....T22	75-70-67-69	281	68,000.00	Scott Verplank	.....T59	71-75-70-75	291	37,500.00
Sergio Garcia	.....T22	69-73-68-71	281	68,000.00	Bart Bryant	.....T62	72-83-69-68	292	36,000.00
Jose Maria Olazabal	.....T22	68-70-74-69	281	68,000.00	Johan Edfors	.....T62	75-76-71-70	292	36,000.00
Mike Weir	.....T22	69-71-69-72	281	68,000.00	Robert Karlsson	.....T62	75-70-73-74	292	36,000.00
Chris DiMarco	.....T27	68-72-71-71	282	60,500.00	Shiv Kapur	.....65	72-75-72-74	293	35,000.00
Padraig Harrington	.....T27	73-71-70-68	282	60,500.00	John Bickerton	.....T66	74-75-70-75	294	34,250.00
Kenny Perry	.....T27	73-70-66-73	282	60,500.00	Paul McGinley	.....T66	77-75-70-72	294	34,250.00
Carl Pettersson	.....T27	70-72-68-72	282	60,500.00	Mark Calcavecchia	.....T68	75-72-77-71	295	33,000.00
Ernie Els	.....T31	68-67-70-78	283	56,000.00	Chris Couch	.....T68	72-74-72-77	295	33,000.00
Brad Faxon	.....T31	69-69-75-70	283	56,000.00	Tim Herron	.....T68	76-74-73-72	295	33,000.00
Justin Leonard	.....T31	70-69-72-72	283	56,000.00	Stuart Appleby	.....T71	76-75-76-69	296	31,750.00
Nick O'Hern	.....T31	72-69-71-71	283	56,000.00	Peter Lonard	.....T71	74-73-77-72	296	31,750.00
Henrik Stenson	.....T31	75-73-67-68	283	56,000.00	Wes Short, Jr.	.....T71	76-71-73-76	296	31,750.00
Jason Gore	.....T36	65-76-73-70	284	50,500.00	Tim Clark	.....74	68-75-80-77	300	31,250.00
Zach Johnson	.....T36	71-68-72-73	284	50,500.00	Gonzalo Fernandez	.....75	74-76-81-70	301	31,000.00
Geoff Ogilvy	.....T36	69-76-70-69	284	50,500.00	Tatsuhiko Takahashi	.....76	81-73-75-75	304	30,750.00

# 2005 NEC Invitational

Firestone Country Club, South Course


Purse: \$7,500,000

Par/Yards: 35-35—70/7,360

August 18-21, 2005

LEADERS		First Round	Second Round	Third Round
	Vijay Singh.....	66 (-4)	Luke Donald.....	136 (-4)
	Henrik Stenson.....	66 (-4)	<b>Tiger Woods.....</b>	<b>136 (-4)</b>
	<b>Tiger Woods.....</b>	<b>66 (-4)</b>	Thomas Bjorn.....	137 (-3)
	Chris DiMarco.....	67 (-3)	Chris DiMarco.....	137 (-3)
	Nick Dougherty.....	67 (-3)	Paul McGinley.....	137 (-3)
	Davis Love III.....	67 (-3)	Vijay Singh.....	137 (-3)
			Henrik Stenson.....	137 (-3)
				Kenny Perry.....
				203 (-7)
				<b>Tiger Woods.....</b>
				<b>203 (-7)</b>
				Paul McGinley.....
				204 (-6)
				Stuart Appleby.....
				205 (-5)
				Sergio Garcia.....
				205 (-5)

**CUT:** There was no cut. 74 of the 76 professionals completed 72 holes.



**WEATHER:** Thursday: Mostly cloudy with temperatures in the low 80s. Friday: A mix of sun and clouds with temperatures in the mid-80s. Saturday: Third-round tee times were moved up to 7:20 a.m. Last group teed off at 9:10 a.m. Cloudy with temperatures reaching the low 80s. Lightning and heavy rain in the area caused a three-hour and 16 minute weather delay at 12:44 p.m. Play suspended for the day at 6:05 p.m. Sunday: Third-round played resumed at 7:30 a.m. and ended at 8:15 a.m. Final round began at 9 a.m. with players in twosomes. Sunny with temperatures reaching 80.

**Winner: Tiger Woods 66-70-67-71 274 \$1,300,000.00**

Tiger Woods.....1	66-70-67-71	274	\$1,300,000.00	Stephen Ames.....T36	74-71-68-73	286	\$52,000.00
Chris DiMarco.....2	67-70-70-68	275	750,000.00	Woody Austin.....T36	73-68-77-68	286	52,000.00
Vijay Singh.....T3	66-71-72-67	276	353,666.67	Peter Lonard.....T36	74-71-68-73	286	52,000.00
Paul McGinley.....T3	71-66-67-72	276	353,666.66	Adam Scott.....T36	70-76-67-73	286	52,000.00
Ryan Palmer.....T3	72-68-67-69	276	353,666.66	Mike Weir.....T36	71-69-70-76	286	52,000.00
Luke Donald.....T6	69-67-74-67	277	200,000.00	Angel Cabrera.....T41	75-74-67-71	287	47,000.00
David Howell.....T6	70-68-70-69	277	200,000.00	Stewart Cink.....T41	72-72-73-70	287	47,000.00
Kenny Perry.....T6	70-69-64-74	277	200,000.00	Fred Funk.....T41	74-71-69-73	287	47,000.00
Zach Johnson.....T9	70-70-69-69	278	135,000.00	Tom Lehman.....T41	73-71-75-68	287	47,000.00
Colin Montgomerie.....T9	70-72-68-68	278	135,000.00	Geoff Ogilvy.....T41	74-74-70-69	287	47,000.00
Jose Maria Olazabal.....T9	72-68-66-72	278	135,000.00	Brent Geiberger.....T46	70-76-69-73	288	43,500.00
David Toms.....T9	71-67-69-71	278	135,000.00	Thomas Levet.....T46	72-71-72-73	288	43,500.00
Stuart Appleby.....T13	68-70-67-74	279	94,400.00	Shigeki Maruyama.....T46	75-70-71-72	288	43,500.00
Sergio Garcia.....T13	68-70-67-74	279	94,400.00	Marc Cayeux.....T49	71-75-71-72	289	42,250.00
Davis Love III.....T13	67-73-69-70	279	94,400.00	Steve Elkington.....T49	72-76-75-66	289	42,250.00
Rod Pampling.....T13	71-70-71-67	279	94,400.00	K.J. Choi.....T51	71-76-69-74	290	40,250.00
Henrik Stenson.....T13	66-71-72-70	279	94,400.00	Tim Clark.....T51	71-75-72-72	290	40,250.00
Thomas Bjorn.....18	70-67-72-71	280	83,000.00	Nick Dougherty.....T51	67-81-70-72	290	40,250.00
Paul Casey.....T19	75-68-67-71	281	77,000.00	Phil Mickelson.....T51	69-72-75-74	290	40,250.00
Kenneth Ferrie.....T19	71-70-73-67	281	77,000.00	Sean O'Hair.....T51	70-74-73-73	290	40,250.00
Jay Haas.....T19	76-69-67-69	281	77,000.00	Scott Verplank.....T51	73-73-67-77	290	40,250.00
Trevor Immelman.....T19	73-71-71-66	281	77,000.00	Miguel A. Jimenez.....57	76-75-73-67	291	38,500.00
Justin Leonard.....T19	72-66-71-72	281	77,000.00	Ben Crane.....T58	74-75-71-73	293	36,500.00
Jim Furyk.....T24	72-73-68-69	282	69,000.00	Stephen Gallacher.....T58	74-74-75-70	293	36,500.00
Padraig Harrington.....T24	75-68-69-70	282	69,000.00	Retief Goosen.....T58	77-73-73-70	293	36,500.00
Lee Westwood.....T24	73-72-63-74	282	69,000.00	Mark Hensby.....T58	70-76-71-76	293	36,500.00
John Daly.....27	71-69-69-74	283	65,000.00	Thongchai Jaidee.....T58	73-76-72-72	293	36,500.00
Bart Bryant.....T28	74-73-67-70	284	60,200.00	Craig Parry.....T58	79-71-73-70	293	36,500.00
Darren Clarke.....T28	76-68-72-68	284	60,200.00	Chris Riley.....T58	69-81-74-69	293	36,500.00
Fred Couples.....T28	71-74-70-69	284	60,200.00	Kazuhiko Hosokawa.....65	70-78-71-75	294	34,500.00
Nick O'Hern.....T28	68-73-72-71	284	60,200.00	Tim Petrovic.....66	80-73-69-73	295	34,000.00
Rory Sabbatini.....T28	73-69-67-75	284	60,200.00	Richard Green.....67	76-78-69-73	296	33,500.00
Chad Campbell.....T33	72-72-69-72	285	56,000.00	Michael Campbell.....68	72-74-78-74	298	33,000.00
Niclas Fasth.....T33	72-72-70-71	285	56,000.00	Stephen Dodd.....69	74-78-77-73	302	32,500.00
Ian Poulter.....T33	73-69-69-74	285	56,000.00	Jyoti Randhawa.....70	79-77-75-73	304	32,000.00

# 2004 NEC Invitational

Firestone Country Club, South Course

Purse: \$7,000,000

Par/Yards: 35-35—70/7,360

August 19-22, 2004

LEADERS	First Round	Second Round	Third Round
	<b>Stewart Cink</b> ..... <b>63 (-7)</b>	<b>Stewart Cink</b> ..... <b>131 (-9)</b>	<b>Stewart Cink</b> ..... <b>199 (-11)</b>
	Zach Johnson ..... 65 (-5)	Rory Sabbatini ..... 134 (-6)	Chris DiMarco ..... 204 (-6)
	Barry Lane ..... 67 (-3)	Tiger Woods ..... 134 (-6)	David Toms ..... 204 (-6)
	Bob Tway ..... 67 (-3)	Rod Pampling ..... 135 (-5)	Tiger Woods ..... 204 (-6)
		David Toms ..... 135 (-5)	Rod Pampling ..... 205 (-5)
			Rory Sabbatini ..... 205 (-5)
			Scott Verplank ..... 205 (-5)

**CUT:** There was no cut. 75 of the 76 professionals completed 72 holes.

**WEATHER:** Due to heavy rainfall on Wednesday, players were allowed preferred lies all four rounds. The start of the first round was delayed from 9:35 a.m. to 2:45 p.m. due to heavy rain and lightning. The players played in threesomes off two tees instead of twosomes off No. 1. Warm and partly sunny, cloudy in late afternoon. Play was suspended at 5:05 p.m. Play resumed at 5:45 p.m. and was suspended due to darkness at 8:05 p.m. Sixteen players completed the first round, and 60 didn't. There was a 7:30 a.m. re-start on Friday. Second round beginning at 10:20 after players were re-paired in threesomes. Mostly cloudy on Friday, temperatures in the 60s. Mid-afternoon, heavy and steady rainfall. Play was suspended at 3:09 p.m. and suspended for the day at 4:34 p.m. 1.5 inches of rain fell on Friday. Saturday, partly cloudy and cooler in the morning. Mostly sunny in the afternoon, high of 71 degrees. Sunny and clear on Sunday, high of 77.



**Winner: Stewart Cink 63-68-68-70 269 \$1,200,000.00**

Stewart Cink .....1	63-68-68-70	269	\$1,200,000.00	Joey Sindelar .....T32	70-70-71-72	283	\$51,000.00
Rory Sabbatini .....T2	68-66-71-68	273	552,500.00	Vijay Singh .....T32	73-73-67-70	283	51,000.00
Tiger Woods .....T2	68-66-70-69	273	552,500.00	Jay Haas .....T41	70-69-71-74	284	45,500.00
Angel Cabrera .....T4	69-70-67-68	274	282,500.00	Mike Weir .....T41	70-67-73-74	284	45,500.00
Davis Love III .....T4	68-68-72-66	274	282,500.00	John Daly .....T43	71-69-74-71	285	43,000.00
Bob Tway .....T6	67-73-67-68	275	178,333.34	Phil Mickelson .....T43	70-75-68-72	285	43,000.00
Chris DiMarco .....T6	68-69-67-71	275	178,333.33	Chris Riley .....T43	72-69-71-73	285	43,000.00
David Toms .....T6	69-66-69-71	275	178,333.33	Paul McGinley .....T46	73-72-69-72	286	40,750.00
Robert Allenby .....T9	71-67-69-69	276	116,000.00	Nick Price .....T46	69-73-72-72	286	40,750.00
Stuart Appleby .....T9	69-70-69-68	276	116,000.00	Tim Clark .....T48	71-70-72-74	287	39,750.00
Alex Cejka .....T9	72-67-71-66	276	116,000.00	Steve Flesch .....T48	75-70-71-71	287	39,750.00
Charles Howell III .....T9	71-67-68-70	276	116,000.00	Tommy Armour III .....T50	76-72-70-70	288	38,000.00
Lee Westwood .....T9	69-69-69-69	276	116,000.00	Ricardo Gonzalez .....T50	73-75-70-70	288	38,000.00
Darren Clarke .....T14	71-70-68-68	277	87,500.00	Justin Leonard .....T50	73-71-72-72	288	38,000.00
Rod Pampling .....T14	68-67-70-72	277	87,500.00	Shaun Micheel .....T50	71-72-73-72	288	38,000.00
Paul Casey .....T16	72-70-68-68	278	79,333.34	Phillip Price .....T50	72-70-74-72	288	38,000.00
Luke Donald .....T16	71-70-65-72	278	79,333.33	Barry Lane .....T55	67-77-73-72	289	36,000.00
Sergio Garcia .....T16	68-70-70-70	278	79,333.33	J.L. Lewis .....T55	73-71-73-72	289	36,000.00
Jerry Kelly .....T19	69-73-64-73	279	74,000.00	Adam Scott .....T55	71-67-75-76	289	36,000.00
Scott Verplank .....T19	69-69-67-74	279	74,000.00	K.J. Choi .....T58	71-73-69-77	290	34,500.00
Todd Hamilton .....T21	69-67-71-73	280	71,000.00	Carlos Franco .....T58	69-73-75-73	290	34,500.00
Stephen Ames .....T22	69-70-69-73	281	65,000.00	Colin Montgomerie .....T58	69-71-75-75	290	34,500.00
Jim Furyk .....T22	68-72-71-70	281	65,000.00	Scott Drummond .....T61	69-75-73-75	292	32,750.00
Zach Johnson .....T22	65-73-73-70	281	65,000.00	Niclas Fasth .....T61	75-68-70-79	292	32,750.00
Stephen Leaney .....T22	73-67-68-73	281	65,000.00	Fred Funk .....T61	69-75-71-77	292	32,750.00
Jesper Parnevik .....T22	69-72-70-70	281	65,000.00	Bernhard Langer .....T61	74-69-75-74	292	32,750.00
S.K. Ho .....T27	70-67-73-72	282	58,000.00	Ernie Els .....T65	72-77-72-72	293	30,750.00
Miguel A. Jimenez .....T27	71-70-72-69	282	58,000.00	Mark Hensby .....T65	71-70-78-74	293	30,750.00
Shigeaki Maruyama .....T27	69-68-72-73	282	58,000.00	Jonathan Kaye .....T65	71-75-72-75	293	30,750.00
Kenny Perry .....T27	72-75-69-66	282	58,000.00	Craig Parry .....T65	79-69-71-74	293	30,750.00
Brett Rumford .....T27	71-73-69-69	282	58,000.00	Chad Campbell .....T69	74-74-71-75	294	29,250.00
Fred Couples .....T32	72-68-69-74	283	51,000.00	Kirk Triplett .....T69	73-67-79-75	294	29,250.00
Brad Faxon .....T32	72-72-69-70	283	51,000.00	Andrew McLardy .....T71	73-83-69-70	295	28,500.00
Trevor Immelman .....T32	73-69-72-69	283	51,000.00	Mark O'Meara .....T72	71-72-77-76	296	27,750.00
Fredrik Jacobson .....T32	69-72-68-74	283	51,000.00	Peter Senior .....T72	69-77-74-76	296	27,750.00
Thongchai Jaidee .....T32	71-71-76-65	283	51,000.00	Pdraig Harrington .....T74	77-74-70-76	297	27,000.00
Thomas Levet .....T32	68-73-70-72	283	51,000.00	Pierre Fulke .....T75	73-77-78-76	304	26,500.00
Peter Lonard .....T32	71-69-76-67	283	51,000.00				

# 2003 NEC Invitational

Firestone Country Club, South Course

Purse: \$6,000,000

Par/Yards: 35-35—70/7,230

August 21-24, 2003

LEADERS		First Round	Second Round	Third Round
	Ben Curtis	64 (-6)	Chris Riley	133 (-7)
	Sergio Garcia	64 (-6)	David Toms	133 (-7)
	<b>Darren Clarke</b>	<b>65 (-5)</b>	Fred Funk	134 (-6)
	Tiger Woods	65 (-5)	Vijay Singh	134 (-6)
	Davis Love III	66 (-4)	<b>Darren Clarke</b>	<b>135 (-5)</b>
	Chris Riley	66 (-4)	Brad Faxon	135 (-5)
	David Toms	66 (-4)		
	Scott Verplank	66 (-4)		
				<b>Darren Clarke</b>
				Jonathan Kaye
				Chris Riley
				Davis Love III
				Tiger Woods



**CUT:** There was no cut. All 85 professionals completed 72 holes.

**WEATHER:** On Thursday, hazy and muggy with a high of 90 degrees. Mostly sunny in the afternoon. SW winds 10-20 mph. Party cloudy and breezy with cooler temperatures reaching 80 degrees. NW winds 12-18 mph. Sunny and pleasant with a high of 78 degrees. Lower humidity and NE winds 10-15. Mix of sun and clouds on Sunday, with temperatures reaching 78 degrees. SE winds 5-10 mph.

**Winner: Darren Clarke 65-70-66-67 268 \$1,050,000.00**

Darren Clarke	1	65-70-66-67	268	\$1,050,000.00	Robert-Jan Derksen	T42	73-70-70-72	285	\$33,750.00
Jonathan Kaye	2	68-69-65-70	272	550,000.00	Nick Price	T42	73-67-71-74	285	33,750.00
Davis Love III	3	66-70-68-69	273	360,000.00	Steve Allan	T46	74-68-76-68	286	31,500.00
Chris Riley	T4	66-67-70-71	274	235,000.00	Stuart Appleby	T46	70-75-68-73	286	31,500.00
Tiger Woods	T4	65-72-67-70	274	235,000.00	Bob Estes	T46	68-74-70-74	286	31,500.00
Vijay Singh	T6	69-65-72-69	275	163,333.34	Scott Verplank	T46	66-73-70-77	286	31,500.00
Robert Allenby	T6	69-69-68-69	275	163,333.33	Lee Westwood	T46	70-70-73-73	286	31,500.00
Jim Furyk	T6	69-69-68-69	275	163,333.33	Scott Hoch	T51	69-72-72-74	287	29,750.00
Brad Faxon	T9	68-67-70-71	276	116,750.00	Rory Sabbatini	T51	73-72-70-72	287	29,750.00
Trevor Immelman	T9	70-68-70-68	276	116,750.00	Mark Calcavecchia	T53	70-68-73-77	288	28,150.00
Dan Forsman	T11	69-68-70-70	277	91,666.67	Chad Campbell	T53	73-71-72-72	288	28,150.00
Bernhard Langer	T11	71-73-65-68	277	91,666.67	K.J. Choi	T53	73-71-71-73	288	28,150.00
Steve Flesch	T11	71-67-67-72	277	91,666.66	Jerry Kelly	T53	68-71-76-73	288	28,150.00
Fred Funk	T14	72-62-72-72	278	75,000.00	Kenny Perry	T53	72-76-68-72	288	28,150.00
Toshi Izawa	T14	70-71-68-69	278	75,000.00	Niclas Fasth	T58	67-76-74-72	289	27,000.00
Peter Jacobsen	T14	73-64-71-70	278	75,000.00	Paul McGinley	T58	70-71-73-75	289	27,000.00
Paul Casey	T17	72-66-71-70	279	59,250.00	Kaname Yokoo	T58	73-71-70-75	289	27,000.00
Ernie Els	T17	67-70-71-71	279	59,250.00	Thomas Bjorn	T61	72-72-75-71	290	26,250.00
Retief Goosen	T17	67-69-69-74	279	59,250.00	Stewart Cink	T61	70-71-74-75	290	26,250.00
Jay Haas	T17	72-69-73-65	279	59,250.00	Phil Golding	T61	76-69-73-72	290	26,250.00
Fred Couples	T21	67-71-71-71	280	52,500.00	Tim Clark	T64	73-69-73-76	291	25,500.00
Charles Howell III	T21	72-68-74-66	280	52,500.00	Craig Parry	T64	69-75-71-76	291	25,500.00
Angel Cabrera	T23	70-71-70-70	281	48,000.00	Adam Scott	T64	72-70-69-80	291	25,500.00
Justin Leonard	T23	75-69-69-68	281	48,000.00	Rich Beem	T67	69-69-78-76	292	24,625.00
Peter Lonard	T23	70-73-72-66	281	48,000.00	Pierre Fulke	T67	72-72-75-73	292	24,625.00
Shaun Micheel	T23	71-69-70-71	281	48,000.00	Phillip Price	T67	68-75-75-74	292	24,625.00
Phil Mickelson	T23	68-73-70-70	281	48,000.00	John Rollins	T67	75-72-71-74	292	24,625.00
Colin Montgomerie	T23	68-70-70-73	281	48,000.00	Jonathan Byrd	T71	71-77-73-72	293	23,375.00
Mike Weir	T23	71-72-69-69	281	48,000.00	Michael Campbell	T71	74-71-70-78	293	23,375.00
Ben Curtis	T30	64-76-72-70	282	43,000.00	Stephen Leaney	T71	75-69-72-77	293	23,375.00
Sergio Garcia	T30	64-76-69-73	282	43,000.00	Kevin Na	T71	71-80-69-73	293	23,375.00
Len Mattiace	T30	72-69-69-72	282	43,000.00	Jesper Parnevik	T71	69-72-75-77	293	23,375.00
Chris DiMarco	T33	71-68-73-71	283	38,583.34	Steen Tinning	T71	71-74-76-72	293	23,375.00
Justin Rose	T33	72-73-69-69	283	38,583.34	Bob Burns	T77	74-70-75-75	294	22,000.00
Ian Poulter	T33	73-68-67-75	283	38,583.33	Ignacio Garrido	T77	74-74-72-74	294	22,000.00
Eduardo Romero	T33	70-74-68-71	283	38,583.33	Robert Karlsson	T77	72-72-77-73	294	22,000.00
Hal Sutton	T33	68-69-68-78	283	38,583.33	Rocco Mediate	T77	78-73-69-74	294	22,000.00
David Toms	T33	66-67-76-74	283	38,583.33	Hennie Otto	T77	72-69-75-78	294	22,000.00
Paul Azinger	T39	72-69-67-76	284	35,500.00	Nick Faldo	T82	74-67-79-75	295	21,125.00
Padraig Harrington	T39	73-71-70-70	284	35,500.00	Jarrold Moseley	T82	76-74-72-73	295	21,125.00
Jeff Sluman	T39	67-74-75-68	284	35,500.00	Fredrik Jacobson	84	75-71-77-73	296	20,750.00
Alex Cejka	T42	72-68-71-74	285	33,750.00	Gene Sauers	85	73-76-77-82	308	20,500.00
Ben Crane	T42	71-75-68-71	285	33,750.00					



# 2002 NEC Invitational


Sahalee Country Club, Sammamish, WA

Purse: \$5,500,000

Par/Yards: 35-36-71/6,949

August 22-25, 2002

LEADERS		First Round	Second Round	Third Round
	Retief Goosen.....	65 (-6)	Robert Allenby.....	132 (-10)
	Toshi Izawa.....	65 (-6)	Steve Lowery.....	132 (-10)
	Darren Clarke.....	66 (-5)	Retief Goosen.....	133 (-9)
	Davis Love III.....	66 (-5)	Justin Rose.....	134 (-8)
	Phil Mickelson.....	66 (-5)	Phil Mickelson.....	135 (-7)
	Steve Lowery.....	67 (-5)	<b>Craig Parry.....</b>	<b>137 (-5)</b>
	Kenny Perry.....	67 (-5)		
	Justin Rose.....	67 (-5)		
	<b>Craig Parry.....</b>	<b>72 (+1)</b>		
				Robert Allenby.....
				203 (-10)
				<b>Craig Parry.....</b>
				<b>203 (-10)</b>
				Fred Funk.....
				204 (-9)
				Ernie Els.....
				205 (-8)
				Jim Furyk.....
				205 (-8)
				Matt Gogel.....
				205 (-8)
				Steve Lowery.....
				205 (-8)
				Tiger Woods.....
				205 (-8)



**CUT:** There was no cut. 77 of the 78 professionals completed 72 holes.

**WEATHER:** The start of the tournament was delayed by 15 minutes on Thursday due to fog. Sunny in the afternoon, with temperatures in the 70s. Sunny, with temperatures in the low 60s to low 80s on Friday and Saturday. Overcast, with temperatures in the 60s on Sunday.

**Winner: Craig Parry 72-65-66-65 268 \$1,000,000.00**

Craig Parry.....	1	72-65-66-65	268	\$1,000,000.00	Bernhard Langer.....	T38	70-70-75-70	285	\$37,250.00
Robert Allenby.....	T2	69-63-71-69	272	410,000.00	Tom Lehman.....	T38	72-70-69-74	285	37,250.00
Fred Funk.....	T2	68-68-68-68	272	410,000.00	Stuart Appleby.....	T42	70-72-74-70	286	35,000.00
Tiger Woods.....	4	68-70-67-68	273	215,000.00	Carlos Franco.....	T42	75-72-67-72	286	35,000.00
Justin Rose.....	5	67-67-72-68	274	187,500.00	Pierre Fulke.....	T42	69-73-73-71	286	35,000.00
Rich Beem.....	T6	74-67-67-67	275	150,000.00	Craig Perks.....	T42	68-70-73-75	286	35,000.00
Jim Furyk.....	T6	70-67-68-70	275	150,000.00	Hal Sutton.....	T42	73-71-70-72	286	35,000.00
Steve Lowery.....	8	67-65-73-71	276	120,000.00	Stewart Cink.....	T47	73-71-73-70	287	32,550.00
Matt Gogel.....	T9	68-69-68-72	277	105,000.00	Joel Edwards.....	T47	73-73-71-70	287	32,550.00
Phil Mickelson.....	T9	66-69-71-71	277	105,000.00	Padraig Harrington.....	T47	72-70-73-72	287	32,550.00
Michael Campbell.....	T11	70-69-70-69	278	78,750.00	José Maria Olazábal.....	T47	71-68-75-73	287	32,550.00
Retief Goosen.....	T11	65-68-74-71	278	78,750.00	Eduardo Romero.....	T47	71-71-67-78	287	32,550.00
Davis Love III.....	T11	66-74-69-69	278	78,750.00	Notah Begay III.....	T52	70-77-70-71	288	31,250.00
Vijay Singh.....	T11	68-69-69-72	278	78,750.00	Soren Hansen.....	T52	76-69-69-74	288	31,250.00
Thomas Björn.....	T15	68-69-72-70	279	60,875.00	Graeme McDowell.....	T52	72-69-73-74	288	31,250.00
Ernie Els.....	T15	71-67-67-74	279	60,875.00	Scott Hoch.....	T55	72-77-69-71	289	30,500.00
David Toms.....	T15	69-68-71-71	279	60,875.00	Greg Norman.....	T55	69-74-73-73	289	30,500.00
Lee Westwood.....	T15	68-69-72-70	279	60,875.00	Chris Smith.....	T55	75-73-73-68	289	30,500.00
Angel Cabrera.....	T19	72-70-70-68	280	50,400.00	Niclas Fasth.....	T58	73-68-79-70	290	29,500.00
K.J. Choi.....	T19	73-67-73-67	280	50,400.00	Sergio Garcia.....	T58	68-73-76-73	290	29,500.00
Darren Clarke.....	T19	66-74-68-72	280	50,400.00	Anders Hansen.....	T58	71-76-74-69	290	29,500.00
Bob Estes.....	T19	71-71-69-69	280	50,400.00	Kevin Sutherland.....	T58	74-71-71-74	290	29,500.00
Peter Lonard.....	T19	70-71-72-67	280	50,400.00	Scott Verplank.....	T58	71-75-76-68	290	29,500.00
Toshi Izawa.....	T24	65-73-73-71	282	45,000.00	Brad Faxon.....	T63	71-72-71-77	291	28,625.00
Rocco Mediate.....	T24	68-69-73-72	282	45,000.00	Charlie Wi.....	T63	73-73-73-72	291	28,625.00
Kenny Perry.....	T24	67-70-73-72	282	45,000.00	Paul Lawrie.....	T65	73-69-81-70	293	28,125.00
Mike Weir.....	T24	69-70-71-72	282	45,000.00	Nobuhito Sato.....	T65	74-76-73-70	293	28,125.00
John Cook.....	T28	70-74-69-70	283	41,250.00	Paul McGinley.....	67	79-69-73-74	295	27,750.00
Chris DiMarco.....	T28	68-70-74-71	283	41,250.00	Tobias Dier.....	T68	76-75-72-73	296	27,250.00
David Duval.....	T28	72-75-71-65	283	41,250.00	Steve Elkington.....	T68	76-77-74-69	296	27,250.00
Ricardo Gonzalez.....	T28	71-72-68-72	283	41,250.00	Nicholas Lawrence.....	T68	76-72-78-70	296	27,250.00
Justin Leonard.....	T28	70-74-69-70	283	41,250.00	Jesper Parnevik.....	T71	76-74-73-74	297	26,625.00
Nick Price.....	T28	74-66-72-71	283	41,250.00	Phillip Price.....	T71	73-73-73-78	297	26,625.00
Loren Roberts.....	T28	70-66-76-71	283	41,250.00	John Daly.....	73	73-78-74-73	298	26,250.00
Kirk Triplett.....	T28	71-69-70-73	283	41,250.00	Mark Calcavecchia.....	74	74-81-75-69	299	26,000.00
Shigeiki Maruyama.....	T36	69-72-69-74	284	38,750.00	Jose Coceres.....	T75	69-71-76-84	300	25,625.00
Len Mattiace.....	T36	69-72-72-71	284	38,750.00	Scott McCarron.....	T75	74-74-77-75	300	25,625.00
Paul Azinger.....	T38	68-72-73-72	285	37,250.00	Jerry Kelly.....	77	75-79-74-73	301	25,250.00
Matt Kuchar.....	T38	71-68-71-75	285	37,250.00					



# 2001 NEC Invitational

Firestone Country Club (South Course), Akron, OH

Purse: \$5,000,000


Par/Yds: 35-35-70/7,139

August 23-26, 2001

LEADERS		First Round	Second Round	Third Round		
	Jim Furyk.....	65 (-5)	Jim Furyk.....	131 (-9)	Jim Furyk.....	197 (-13)
	Greg Norman.....	65 (-5)	Phil Mickelson.....	133 (-7)	<b>Tiger Woods.....</b>	<b>199 (-11)</b>
	Thomas Bjorn.....	66 (-4)	<b>Tiger Woods.....</b>	<b>133 (-7)</b>	Paul Azinger.....	202 (-8)
	Darren Clarke.....	66 (-4)	Stuart Appleby.....	134 (-6)	Darren Clarke.....	202 (-8)
	Colin Montgomerie.....	66 (-4)	Darren Clarke.....	134 (-6)		
	<b>Tiger Woods.....</b>	<b>66 (-4)</b>	Padraig Harrington.....	134 (-6)		

**CUT:** There was no cut. 37 of the 39 professionals completed 72 holes.

**WEATHER:** Mostly cloudy Thursday, with late morning/early afternoon light rain. Temperatures were in the 70s, with winds primarily out of the west at 5-12 mph. Mostly cloudy Friday morning, with some sun in the afternoon. Temperatures were in the 70s, and winds were out of the northeast at 5-12 mph. Partly cloudy and warm Saturday, with temperatures reaching 82 and winds out of the south at 5-15 mph. Tee times were moved up to 7:45 a.m. and play was off Nos. 1 and 10 in pairs Sunday in anticipation of inclement afternoon weather. Partly cloudy with temperatures in the 70s and winds out of the southwest at 5-20 mph.



**Winner: Tiger Woods 66-67-66-69 268 \$1,000,000.00**  
*(Won playoff with birdie-3 on seventh extra hole)*

Tiger Woods.....	1	66-67-66-69	268	\$1,000,000.00
Jim Furyk.....	2	65-66-66-71	268	500,000.00
Darren Clarke.....	3	66-68-68-69	271	375,000.00
Colin Montgomerie.....	4	66-71-66-70	273	300,000.00
Stuart Appleby.....	T5	70-64-70-70	274	201,666.67
Davis Love III.....	T5	68-68-70-68	274	201,666.67
Paul Azinger.....	T5	67-70-65-72	274	201,666.66
Ernie Els.....	T8	67-70-66-72	275	147,500.00
Phil Mickelson.....	T8	67-66-70-72	275	147,500.00
Retief Goosen.....	10	72-69-64-71	276	131,000.00
Bernhard Langer.....	T11	69-67-68-73	277	118,500.00
Hal Sutton.....	T11	69-71-67-70	277	118,500.00
Stewart Cink.....	T13	69-67-70-72	278	100,500.00
Ian Poulter.....	T13	67-72-69-70	278	100,500.00
Vijay Singh.....	T13	68-68-69-73	278	100,500.00
David Toms.....	T13	68-70-70-70	278	100,500.00
Pierre Fulke.....	T17	73-71-65-70	279	83,000.00
Padraig Harrington.....	T17	68-66-73-72	279	83,000.00
Scott Verplank.....	T17	69-71-70-69	279	83,000.00

Carlos Franco.....	20	68-71-68-73	280	\$73,000.00
Niclas Fasth.....	T21	74-67-68-72	281	66,000.00
Scott Hoch.....	T21	71-70-69-71	281	66,000.00
Robert Allenby.....	T23	68-67-75-72	282	58,000.00
Steve Elkington.....	T23	73-68-73-68	282	58,000.00
Mike Weir.....	25	69-70-71-73	283	53,000.00
Paul McGinley.....	26	68-73-71-72	284	51,000.00
David Duval.....	27	69-69-72-75	285	49,000.00
Phillip Price.....	28	70-71-74-71	286	47,000.00
Nick Price.....	T29	71-70-71-76	288	44,000.00
Loren Roberts.....	T29	72-70-67-79	288	44,000.00
Notah Begay III.....	T31	77-71-72-69	289	38,000.00
Thomas Bjorn.....	T31	66-79-73-71	289	38,000.00
Michael Campbell.....	T31	71-71-75-72	289	38,000.00
Shigeki Maruyama.....	T31	68-75-73-73	289	38,000.00
Greg Norman.....	35	65-71-74-80	290	33,000.00
Mark Calcavecchia.....	T36	72-69-72-79	292	30,000.00
Miguel Angel Jiménez.....	T36	70-72-74-76	292	30,000.00

# 2000 NEC Invitational

**Firestone Country Club (South Course), Akron, OH**    **Purse: \$5,000,000**    **Par/Yds: 35-35-70/7,139**    **August 24-27, 2000**

First Round		Second Round		Third Round	
<b>Tiger Woods</b> .....	<b>64 (-6)</b>	<b>Tiger Woods</b> .....	<b>125 (-15)</b>	<b>Tiger Woods</b> .....	<b>192 (-18)</b>
Jim Furyk.....	65 (-5)	Phil Mickelson.....	132 (-8)	Phil Mickelson.....	201 (-9)
Darren Clarke.....	66 (-4)	Justin Leonard.....	133 (-7)	Phillip Price.....	201 (-9)
Carlos Franco.....	66 (-4)	Jim Furyk.....	134 (-6)	Hal Sutton.....	201 (-9)
Justin Leonard.....	66 (-4)				
Phil Mickelson.....	66 (-4)				
Phillip Price.....	66 (-4)				

**CUT:** There was no cut. 37 of the 40 professionals completed 72 holes.



**WEATHER:** Sunny and pleasant Thursday, with afternoon temperatures reaching the lower 80s. Light wind helped keep temperatures moderate. Ideal on Friday, with mostly sunny skies and highs in the low-to-mid 80s. Mostly cloudy Saturday, with temperatures reaching the low 80s. Play was halted at 2:16 p.m. Sunday due to dangerous weather and resumed again at 5:10 p.m. Play finished at 8:25 p.m.

**Winner: Tiger Woods    64-61-67-67    259    \$1,000,000.00**

Tiger Woods.....1	64-61-67-67	259	\$1,000,000.00	Nick Price.....T20	70-69-74-67	280	\$68,333.34
Justin Leonard.....T2	66-67-71-66	270	437,500.00	Stuart Appleby.....T20	67-70-70-73	280	68,333.33
Phillip Price.....T2	66-69-66-69	270	437,500.00	Lee Westwood.....T20	66-69-73-72	280	68,333.33
Jim Furyk.....T4	65-69-69-68	271	243,333.34	Paul McGinley.....23	71-72-71-67	281	60,000.00
Phil Mickelson.....T4	66-66-69-70	271	243,333.33	Retief Goosen.....T24	69-74-73-67	283	52,333.34
Hal Sutton.....T4	68-68-65-70	271	243,333.33	Jeff Maggert.....T24	72-69-73-69	283	52,333.33
Stewart Cink.....7	72-69-68-63	272	170,000.00	Mike Weir.....T24	68-76-68-71	283	52,333.33
Paul Azinger.....T8	68-70-70-65	273	147,500.00	Carlos Franco.....T27	66-77-72-69	284	44,000.00
Colin Montgomerie.....T8	71-69-66-67	273	147,500.00	Padraig Harrington.....T27	76-65-71-72	284	44,000.00
Thomas Björn.....T10	69-69-70-66	274	125,000.00	Mark O'Meara.....T27	71-71-70-72	284	44,000.00
José María Olazábal.....T10	67-73-69-65	274	125,000.00	Gary Orr.....T27	70-68-72-74	284	44,000.00
Robert Allenby.....T12	69-69-70-67	275	110,500.00	Tom Lehman.....T31	71-74-70-70	285	38,000.00
Ernie Els.....T12	67-71-69-68	275	110,500.00	Greg Norman.....T31	68-71-76-70	285	38,000.00
Loren Roberts.....14	67-69-66-75	277	103,000.00	Kirk Triplett.....T33	75-67-72-72	286	34,750.00
Michael Campbell.....T15	71-69-70-68	278	95,500.00	Ian Woosnam.....T33	73-72-72-69	286	34,750.00
Shigeaki Maruyama.....T15	71-70-68-69	278	95,500.00	Davis Love III.....35	75-72-70-70	287	32,500.00
Notah Begay III.....T17	74-66-69-70	279	83,000.00	Miguel Angel Jiménez.....36	69-74-72-73	288	31,000.00
Darren Clarke.....T17	66-71-71-71	279	83,000.00	Steve Pate.....37	75-73-69-75	292	29,500.00
Andrew Coltart.....T17	69-69-69-72	279	83,000.00				

# 1999 NEC Invitational


Firestone Country Club (South Course), Akron, OH

Purse: \$5,000,000

Par/Yds: 35-35-70/7,139

August 26-29, 1999

LEADERS		First Round	Second Round	Third Round
	<b>Tiger Woods</b> .....	<b>66 (-4)</b>	Carlos Franco.....	<b>Tiger Woods</b> ..... <b>199 (-11)</b>
	David Duval.....	67 (-3)	Paul Lawrie.....	Fred Couples.....
	Jim Furyk.....	67 (-3)	Phil Mickelson.....	Nick Price.....
	Sergio Garcia.....	67 (-3)	Nick Price.....	Carlos Franco.....
	Paul Lawrie.....	67 (-3)	Hal Sutton.....	
	Tom Lehman.....	67 (-3)	<b>Tiger Woods</b> .....	
	Nick Price.....	67 (-3)		



**CUT:** There was no cut. All 41 professionals completed 72 holes.

**WEATHER:** Overcast, with periodic rains Thursday and Friday. Thursday play was delayed at 2:05 p.m. due to lightning in the area. Play was suspended for the day at 5:20 p.m., with all 41 players still on the course. Partly cloudy and humid Saturday. Beautiful on Sunday.

**Winner: Tiger Woods 66-71-62-71 270 \$1,000,000.00**

Tiger Woods.....	1	66-71-62-71	270	\$1,000,000.00	Greg Turner.....	T21	70-71-68-74	283	\$66,000.00
Phil Mickelson.....	2	69-67-70-65	271	510,000.00	Stuart Appleby.....	T23	72-70-72-70	284	58,000.00
Craig Parry.....	T3	71-66-69-69	275	327,500.00	Scott Hoch.....	T23	68-73-71-72	284	58,000.00
Nick Price.....	T3	67-69-68-71	275	327,500.00	Greg Norman.....	T25	70-75-66-74	285	50,000.00
Ernie Els.....	5	71-69-67-69	276	234,000.00	Mark O'Meara.....	T25	73-70-71-71	285	50,000.00
Shigeki Maruyama.....	6	72-67-70-68	277	179,000.00	Miguel Angel Jimenez..	T27	72-70-70-74	286	41,333.34
Carlos Franco.....	T7	68-67-70-73	278	154,000.00	David Duval.....	T27	67-72-71-76	286	41,333.33
Sergio Garcia.....	T7	67-70-69-72	278	154,000.00	Jesper Parnevik.....	T27	75-69-66-76	286	41,333.33
Jeff Maggert.....	T7	71-67-69-71	278	154,000.00	Lee Janzen.....	T30	71-70-72-74	287	37,000.00
Jim Furyk.....	T10	67-72-69-71	279	129,000.00	Colin Montgomerie.....	T30	69-75-67-76	287	37,000.00
Davis Love III.....	T10	68-69-70-72	279	129,000.00	Jarmo Sandelin.....	T30	71-71-73-72	287	37,000.00
Mark Calcavecchia.....	T12	68-69-73-70	280	109,000.00	Andrew Coltart.....	T33	71-71-69-77	288	34,000.00
Pdraig Harrington.....	T12	72-67-70-71	280	109,000.00	John Huston.....	T33	69-71-70-78	288	34,000.00
Steve Pate.....	T12	69-71-68-72	280	109,000.00	Lee Westwood.....	T33	74-72-70-72	288	34,000.00
Fred Couples.....	T15	71-70-63-77	281	88,000.00	Darren Clarke.....	T36	73-72-69-75	289	31,500.00
Tom Lehman.....	T15	67-72-67-75	281	88,000.00	Jean Van De Velde.....	T36	75-71-68-75	289	31,500.00
Vijay Singh.....	T15	71-67-72-71	281	88,000.00	Frank Nobilo.....	38	73-69-75-73	290	30,000.00
Payne Stewart.....	T15	70-67-69-75	281	88,000.00	Steve Elkington.....	39	70-74-71-76	291	29,000.00
Hal Sutton.....	T15	69-67-72-73	281	88,000.00	José Maria Olazábal.....	40	70-80-69-73	292	28,000.00
Justin Leonard.....	20	73-68-69-72	282	73,000.00	Naomichi Joe Ozaki.....	41	75-74-75-72	296	27,000.00
Paul Lawrie.....	T21	67-68-74-74	283	66,000.00					

# 2017-18 HSBC Champions Facts

## EVENT:

World Golf Championships-HSBC Champions  
(HSBC Champions on second reference)

The HSBC Champions is one of four World Golf Championships sanctioned and organized by the operational committee of the International Federation of PGA Tours, which includes the Asian Tour, European Tour, Japan Golf Tour, PGA TOUR, PGA Tour of Australasia and Southern Africa Tour. The other World Golf Championships include the Dell Technologies Match Play, the Bridgestone Invitational and the Mexico Championship.



## DATE:

TBD

## SITE:

Sheshan International Golf Club, Shanghai, China

## PAR/YARDAGE:

Par: 36-36=72/7,266

## 2017 CHAMPION:

Justin Rose, 274, 14-under par

## ARCHITECT/OPENED:

Nelson & Haworth/2004

## FORMAT:

Four-day, 72-hole stroke-play competition; no cut

## PURSE:

2017 - \$8.5 million total purse; \$1.4 million to the winner  
Prize money will be considered official on each player's home Tour.

## WEBSITES:

[www.worldgolfchampionships.com](http://www.worldgolfchampionships.com)  
[www.hsbcgolf.com](http://www.hsbcgolf.com)

## TICKETS:

For ticket information please log on to [www.hsbcgolf.com](http://www.hsbcgolf.com) or call the ticket hotline on +86 (21) 962 388

## ABOUT HSBC:

HSBC provides a comprehensive range of financial services to around 89 million customers through four global businesses; Global Retail Banking & Wealth Management, Global Commercial Banking, Global Banking and Markets and Global Private Banking. HSBC Holdings plc, the parent company of the HSBC Group, is headquartered in London. The Group serves customers worldwide from around 6,900 offices in over 80 countries and territories in Europe, the Asia-Pacific region, North and Latin America, and the Middle East and North Africa. With assets of US\$2,652bn at 30 June 2012, the HSBC Group is one of the world's largest banking and financial services organisations.

## UMBRELLA SPONSORS:

HSBC, Grupo Salinas, Dell, Bridgestone

## SOCIAL MEDIA:

Twitter: @HSBC\_Sport

## CHAMPIONSHIP OFFICE:

Marc Webster / Kate Bartley  
IMG UK Ltd  
McCormack House  
Burlington Lane  
W4 2TH  
Tel - +44 208 233 5300  
Email – [marc.webster@imgworld.com](mailto:marc.webster@imgworld.com)  
Email – [kate.bartley@imgworld.com](mailto:kate.bartley@imgworld.com)

## MEDIA CONTACTS:

Michele Mair, IMG PR Manager, [michele.mair@imgworld.com](mailto:michele.mair@imgworld.com)  
Scott Crockett, European Tour, [scrockett@europeantour.com](mailto:scrockett@europeantour.com)  
Chuah Choo Chiang, PGA TOUR, [chuahcc@pgatourintl.com.my](mailto:chuahcc@pgatourintl.com.my)

# 2017-18 HSBC Champions

**Sheshan International GC; Shanghai, China**  
**October 23-29, 2017**

**Purse: \$9,750,000**

**Par/Yards: 36-36—72/7,261**

LEADERS		First Round	Second Round	Third Round
	Brooks Koepka	64 (-8)	Dustin Johnson	199 (-17)
	Kiradech Aphibarnrat	65 (-7)	Brooks Koepka	205 (-11)
	Gavin Kyle Green	65 (-7)	Kiradech Aphibarnrat	206 (-10)
	Haydn Porteous	66 (-6)	<b>Justin Rose</b>	207 (-9)
	Patrick Reed	66 (-6)	Patrick Reed	<b>Justin Rose</b>
	<b>Justin Rose</b>	<b>67 (-5)</b>		<b>207 (-9)</b>

**CUT:** No cut. 77 of 78 players completed 72 holes.

**WEATHER:** Thursday: Partly sunny with a high of 71. Wind ENE 4-8 mph. Friday: Partly sunny with a high of 74. Wind NE 4-8 mph. Saturday: Partly sunny with a high of 71. Wind NNE 5-10 mph. Sunday: Cloudy with high of 62. Wind NNW 15-20 mph with gusts up to 25 mph.



**Winner: Justin Rose**

**67-68-72-67 274**

**\$1,660,000.00**

Justin Rose	1	67-68-72-67	274/-14	\$1,660,000.00	Marc Leishman	T38	71-79-68-71	289/1	\$64,500.00
Brooks Koepka	T2	64-68-73-71	276/-12	679,666.67	WC Liang	T38	72-70-73-74	289/1	64,500.00
Henrik Stenson	T2	68-69-69-70	276/-12	679,666.67	Haydn Porteous	T38	66-74-74-75	289/1	64,500.00
Dustin Johnson	T2	68-63-68-77	276/-12	679,666.66	Richard Sterne	T38	73-72-76-68	289/1	64,500.00
Rafa Cabrera Bello	T5	68-70-70-72	280/-8	288,000.00	Richie Ramsay	T44	73-71-75-71	290/2	60,500.00
Kyle Stanley	T5	71-68-69-72	280/-8	288,000.00	Xinjun Zhang	T44	71-77-71-71	290/2	60,500.00
Peter Uihlein	T5	72-67-69-72	280/-8	288,000.00	Ryan Fox	T46	71-69-75-76	291/3	57,500.00
Brian Harman	8	68-69-70-74	281/-7	210,000.00	Phachara Khongwatmai	T46	69-78-70-74	291/3	57,500.00
Matthew Fitzpatrick	T9	68-69-72-73	282/-6	176,000.00	Francesco Molinari	T46	77-71-72-71	291/3	57,500.00
Bernd Wiesberger	T9	71-70-70-71	282/-6	176,000.00	Xander Schauffele	T46	71-75-74-71	291/3	57,500.00
Paul Casey	T11	71-72-69-71	283/-5	140,000.00	Lucas Glover	T50	71-75-76-70	292/4	51,875.00
Jason Day	T11	69-74-72-68	283/-5	140,000.00	Hao Tong Li	T50	72-76-71-73	292/4	51,875.00
Tony Finau	T11	67-72-74-70	283/-5	140,000.00	Hideki Matsuyama	T50	74-74-72-72	292/4	51,875.00
Tyrrell Hatton	T11	68-70-71-74	283/-5	140,000.00	Patrick Reed	T50	66-70-82-74	292/4	51,875.00
Patrick Cantlay	T15	68-74-69-73	284/-4	107,900.00	Charl Schwartzel	T50	73-70-73-76	292/4	51,875.00
Branden Grace	T15	74-69-72-69	284/-4	107,900.00	Adam Scott	T50	72-72-74-74	292/4	51,875.00
Charles Howell III	T15	72-67-71-74	284/-4	107,900.00	Hudson Swafford	T50	70-74-75-73	292/4	51,875.00
Daisuke Kataoka	T15	71-72-69-72	284/-4	107,900.00	Fabrizio Zanotti	T50	73-71-71-77	292/4	51,875.00
Phil Mickelson	T15	71-72-74-67	284/-4	107,900.00	Ross Fisher	T58	77-70-73-73	293/5	48,250.00
Ashun Wu	T20	67-72-73-73	285/-3	90,250.00	Chan Kim	T58	69-72-72-80	293/5	48,250.00
Tommy Fleetwood	T20	71-70-70-74	285/-3	90,250.00	David Lipsky	T58	69-70-72-82	293/5	48,250.00
Hideto Tanihara	T20	72-70-74-69	285/-3	90,250.00	Jordan L. Smith	T58	69-73-74-77	293/5	48,250.00
Jhonattan Vegas	T20	70-73-72-70	285/-3	90,250.00	Wesley Bryan	T62	77-72-71-74	294/6	46,750.00
Kiradech Aphibarnrat	T24	65-70-75-76	286/-2	79,500.00	Bill Haas	T62	71-73-76-74	294/6	46,750.00
Daniel Berger	T24	68-71-75-72	286/-2	79,500.00	Scott Hend	T62	71-68-78-77	294/6	46,750.00
Poom Saksansin	T24	73-70-68-75	286/-2	79,500.00	Adam Hadwin	T65	69-74-79-73	295/7	46,125.00
Pat Perez	T24	72-69-76-69	286/-2	79,500.00	Mike Hendry	T65	73-75-71-76	295/7	46,125.00
Chez Reavie	T24	69-74-71-72	286/-2	79,500.00	Matthew Griffin	T67	68-77-74 77	296/8	45,625.00
Hyun-woo Ryu	T24	69-73-69-75	286/-2	79,500.00	Michael Lorenzo-Vera	T67	71-71-77-77	296/8	45,625.00
Matthew Southgate	T24	68-71-74-73	286/-2	79,500.00	Zecheng Dou	T69	71-76-75-75	297/9	45,125.00
SSP Chawrasia	T31	72-70-73-72	287/-1	72,000.00	Si Woo Kim	T69	71-71-79-76	297/9	45,125.00
Matt Kuchar	T31	67-70-72-78	287/-1	72,000.00	Thomas Pieters	T71	75-79-69-76	299/11	44,625.00
Alexander Levy	T31	71-71-71-74	287/-1	72,000.00	Graeme Storm	T71	75-74-75-75	299/11	44,625.00
Alex Noren	T31	72-72-72-71	287/-1	72,000.00	Yan Wei Liu	73	72-73-77-78	300/12	44,250.00
Thorbjørn Olesen	T31	72-73-69-73	287/-1	72,000.00	Ashley Hall	74	74-71-80-76	301/13	44,000.00
Russell Henley	T36	75-68-76-69	288/E	68,500.00	Andrew Dodt	75	74-79-74-77	304/16	43,750.00
Jon Rahm	T36	72-74-69-73	288/E	68,500.00	Brandon Stone	76	78-87-68-75	308/20	43,500.00
Paul Dunne	T38	67-73-70-79	289/1	64,500.00	Yi Cao	77	74-83-79-75	311/23	43,250.00
Gavin Kyle Green	T38	65-74-73-77	289/1	64,500.00	Shugo Imahira	DQ	72-79	151/7	

# 2016-17 HSBC Champions

**Sheshan International GC; Shanghai, China**  
**October 24-30, 2016**

**Purse: \$9,500,000**

**Par/Yards: 36-36—72/7,261**

LEADERS		First Round	Second Round	Third Round
	Rikard Karlberg	64 (-8)	<b>Hideki Matsuyama</b>	<b>131 (-13)</b>
	Rickie Fowler	65 (-7)	Bill Haas	134 (-10)
	Daniel Berger	66 (-6)	Russell Knox	134 (-10)
	Russell Knox	66 (-6)	Daniel Berger	136 (-8)
	<b>Hideki Matsuyama</b>	<b>66 (-6)</b>	Richard Bland	136 (-8)
			Francesco Molinari	136 (-8)
			<b>Hideki Matsuyama</b>	<b>199 (-17)</b>
			Russell Knox	202 (-14)
			Daniel Berger	203 (-13)
			Bill Haas	204 (-12)
			Francesco Molinari	204 (-12)

**CUT:** No cut. 78 professionals completed 72 holes.

**WEATHER:** Thursday: Cloudy and dreary conditions with a high of 62. Wind ENE 10-15 mph. Friday: Cloudy and breezy conditions with a high of 68 with temperatures dropping in the late afternoon to the high 50s. Wind NNW to NNE 10-20 mph with gusts of 25-30 mph. Saturday: Cloudy with a high of 59. Wind NNE 10-15 decreasing to 8-12 mph in the afternoon. Sunday: Mostly sunny with a high of 64. Wind ENE 8-12 mph.



**Winner: Hideki Matsuyama 66-65-68-66 265 \$1,620,000.00**

Hideki Matsuyama	1	66-65-68-66	265/-23	\$1,620,000.00	George Coetzee	T40	69-79-68-72	288/E	\$62,000.00
Daniel Berger	T2	66-70-67-69	272/-16	787,000.00	Zecheng Dou	T40	77-70-72-69	288/E	62,000.00
Henrik Stenson	T2	69-71-67-65	272/-16	787,000.00	Martin Kaymer	T40	72-68-74-74	288/E	62,000.00
Bill Haas	T4	67-67-70-69	273/-15	372,000.00	Soren Kjeldsen	T40	73-75-72-68	288/E	62,000.00
Rory McIlroy	T4	71-66-70-66	273/-15	372,000.00	Brooks Koepka	T40	73-70-69-76	288/E	62,000.00
Ross Fisher	T6	69-68-69-68	274/-14	235,333.33	Louis Oosthuizen	T45	71-75-69-74	289/1	58,500.00
Rickie Fowler	T6	65-73-68-68	274/-14	235,333.33	Jhonattan Vegas	T45	79-71-73-66	289/1	58,500.00
Francesco Molinari	T6	67-69-68-70	274/-14	235,333.33	Bradley Dredge	T47	72-73-74-71	290/2	55,000.00
Sergio Garcia	T9	68-72-69-67	276/-12	170,000.00	Andrew Johnston	T47	75-69-69-77	290/2	55,000.00
Russell Knox	T9	66-68-68-74	276/-12	170,000.00	K.T. Kim	T47	74-74-71-71	290/2	55,000.00
Emiliano Grillo	T11	72-67-71-67	277/-11	148,000.00	WC Liang	T47	72-75-72-71	290/2	55,000.00
Paul Casey	T12	67-70-72-69	278/-10	134,000.00	Gary Woodland	T47	71-74-73-72	290/2	55,000.00
Alexander Noren	T12	68-72-70-68	278/-10	134,000.00	Gregory Bourdy	T52	74-70-76-71	291/3	51,500.00
Thomas Pieters	T14	71-70-66-72	279/-9	118,500.00	Young-han Song	T52	75-74-72-70	291/3	51,500.00
Adam Scott	T14	69-80-64-66	279/-9	118,500.00	Scott Hend	T54	72-72-72-77	293/5	49,250.00
Matthew Fitzpatrick	T16	72-74-70-65	281/-7	103,666.67	Kevin Na	T54	75-71-73-74	293/5	49,250.00
Joost Luiten	T16	72-68-71-70	281/-7	103,666.67	Hideto Tanihara	T54	73-73-73-74	293/5	49,250.00
Jason Kokrak	T16	70-73-67-71	281/-7	103,666.66	Bubba Watson	T54	71-73-76-73	293/5	49,250.00
Rafa Cabrera Bello	T19	71-74-68-69	282/-6	93,000.00	Alexander Levy	T58	72-75-73-74	294/6	47,750.00
Rikard Karlberg	T19	64-75-71-72	282/-6	93,000.00	Jordan Zunic	T58	72-75-75-72	294/6	47,750.00
Matt Kuchar	T21	73-66-68-76	283/-5	88,000.00	Patrick Reed	T60	78-75-66-76	295/7	46,500.00
Xinjun Zhang	T21	68-69-70-76	283/-5	88,000.00	Chan Shih-chang	T60	79-74-71-71	295/7	46,500.00
Ashun Wu	T23	73-69-73-69	284/-4	80,166.67	Richard Sterne	T60	77-74-69-75	295/7	46,500.00
Tyrrell Hatton	T23	70-76-67-71	284/-4	80,166.67	Byeong Hun An	T63	74-75-76-71	296/8	45,250.00
Justin Thomas	T23	71-70-72-71	284/-4	80,166.67	Si Woo Kim	T63	74-81-72-69	296/8	45,250.00
Chris Wood	T23	69-70-70-75	284/-4	80,166.67	Hao Tong Li	T63	73-72-74-77	296/8	45,250.00
Shane Lowry	T23	74-68-65-77	284/-4	80,166.66	Sean O'Hair	T63	73-73-72-78	296/8	45,250.00
Ryan Moore	T23	71-72-66-75	284/-4	80,166.66	Scott Piercy	T63	79-72-74-71	296/8	45,250.00
Lee Westwood	T29	69-70-77-69	285/-3	75,000.00	Matthew Millar	T68	72-75-74-77	298/10	44,375.00
Richard Bland	T30	68-68-75-75	286/-2	72,000.00	Miguel Tabuena	T68	72-76-72-78	298/10	44,375.00
Roberto Castro	T30	73-74-73-66	286/-2	72,000.00	Marcus Fraser	T70	78-73-71-77	299/11	43,625.00
Branden Grace	T30	73-75-71-67	286/-2	72,000.00	Kevin Kisner	T70	72-80-69-78	299/11	43,625.00
Thongchai Jaidee	T30	70-73-73-70	286/-2	72,000.00	Soomin Lee	T70	76-76-75-72	299/11	43,625.00
Charl Schwartzel	T30	72-71-72-71	286/-2	72,000.00	Jeunghun Wang	T70	82-76-69-72	299/11	43,625.00
Dean Burmester	T35	68-70-74-75	287/-1	67,000.00	Jacques Blaauw	T74	76-73-77-75	301/13	43,000.00
Branden Grace	T35	70-71-72-74	287/-1	67,000.00	Danny Willett	T75	74-78-75-75	302/14	42,750.00
J.B. Holmes	T35	71-74-70-72	287/-1	67,000.00	Huilin Zhang	T76	72-78-76-79	305/17	42,500.00
Dustin Johnson	T35	74-74-70-69	287/-1	67,000.00	Nathan Holman	T77	75-79-77-75	306/18	42,125.00
Bernd Wiesberger	T35	71-72-73-71	287/-1	67,000.00	Jimmy Walker	T77	78-79-77-72	306/18	42,125.00



# 2015-16 HSBC Champions

**Sheshan International GC; Shanghai, China**  
**November 2-8, 2015**


**Purse: \$8,500,000**

**Par/Yards: 36-36—72/7,261**

LEADERS		First Round	Second Round	Third Round
	Graeme McDowell	67 (-5)	134 (-10)	205 (-11)
	Tim Clark	69 (-3)	137 (-7)	206 (-10)
	Tommy Fleetwood	69 (-3)	138 (-6)	207 (-9)
	Rickie Fowler	69 (-3)	<b>Bubba Watson</b>	<b>207 (-9)</b>
	Martin Kaymer	69 (-3)	Jonas Blixt	208 (-8)
	Chris Kirk	69 (-3)	Tim Clark	208 (-8)
	Brandt Snedeker	69 (-3)	Rickie Fowler	
	<b>Bubba Watson</b>	<b>71 (-1)</b>	Kevin Na	

**CUT:** No cut. 77 of 78 professionals completed 72 holes.

**WEATHER:** Thursday: Mostly cloudy with a high of 75 degrees and winds SE-10-15 mph. Friday: A few light morning showers before play started. Highs in the high 60s with winds SSE-12-15 mph. Saturday: The start of the third round was delayed 30 minutes with tee times pushed back to 9:15 a.m. local time due to dangerous/lightning conditions. Play was again suspended at 9:57 a.m. due to the threat of lightning in the area. Play resumed at 10:40 a.m. and was called for the day due to darkness with the final group given the option to complete their final hole. Only Russell Knox elected not to tee off the 18th hole and returned to finish his third round at 7:45 a.m. on Sunday morning. Wind NW 10-20 mph. Sunday: Mostly cloudy with chilly temperatures in the morning rising to the mid 60s. Winds N 10-15 mph.



**Winner: Russell Knox      67-65-68-68      268      \$1,400,000.00**

Russell Knox	1	67-65-68-68	268/-20	\$1,400,000.00	Steven Bowditch	T40	64-75-68-75	282/-6	\$58,500.00
Kevin Kisner	2	64-66-70-70	270/-18	850,000.00	Luke Donald	T40	71-69-70-72	282/-6	58,500.00
Ross Fisher	T3	69-69-65-68	271/-17	422,500.00	Matt Jones	T40	74-70-68-70	282/-6	58,500.00
Danny Willett	T3	65-74-70-62	271/-17	422,500.00	Anirban Lahiri	T40	70-75-66-71	282/-6	58,500.00
Branden Grace	T5	63-71-70-68	272/-16	276,500.00	Louis Oosthuizen	T44	68-69-73-73	283/-5	55,500.00
Dustin Johnson	T5	65-71-65-71	272/-16	276,500.00	Daniel Summerhays	T44	68-74-67-74	283/-5	55,500.00
Matthew Fitzpatrick	T7	68-69-69-67	273/-15	173,750.00	SSP Chawrasia	T46	69-72-71-72	284/-4	52,000.00
Hao Tong Li	T7	66-69-66-72	273/-15	173,750.00	Miguel Angel Jimenez	T46	73-72-70-69	284/-4	52,000.00
Patrick Reed	T7	65-70-68-70	273/-15	173,750.00	Soren Kjeldsen	T46	68-71-70-75	284/-4	52,000.00
Jordan Spieth	T7	68-72-63-70	273/-15	173,750.00	Richard T. Lee	T46	68-72-73-71	284/-4	52,000.00
Daniel Berger	T11	68-71-69-66	274/-14	106,166.67	Xin-jun Zhang	T46	67-72-73-72	284/-4	52,000.00
Sergio Garcia	T11	68-70-68-68	274/-14	106,166.67	Ze-cheng Dou	T51	70-71-73-71	285/-3	49,000.00
Rory McIlroy	T11	68-72-68-66	274/-14	106,166.67	Lee Westwood	T51	72-69-71-73	285/-3	49,000.00
Henrik Stenson	T11	69-72-66-67	274/-14	106,166.67	Chris Wood	T51	68-76-69-72	285/-3	49,000.00
Thongchai Jaidee	T11	72-68-66-68	274/-14	106,166.66	Thomas Aiken	T54	70-71-73-72	286/-2	47,500.00
Marc Leishman	T11	69-72-65-68	274/-14	106,166.66	Tyrrell Hatton	T54	70-76-70-70	286/-2	47,500.00
Rickie Fowler	T17	68-72-68-67	275/-13	89,000.00	Alexander Noren	T54	70-76-66-74	286/-2	47,500.00
Bernd Wiesberger	T17	70-66-69-70	275/-13	89,000.00	Kevin Na	57	72-72-72-71	287/-1	46,500.00
Byeong-Hun An	T19	69-68-68-72	277/-11	83,000.00	Greg Chalmers	T58	73-73-69-73	288/E	44,791.67
Scott Hend	T19	68-69-67-73	277/-11	83,000.00	Nick Cullen	T58	74-71-70-73	288/E	44,791.67
Hunter Mahan	T19	68-68-71-70	277/-11	83,000.00	Trevor Fisher Jr	T58	67-74-70-77	288/E	44,791.67
Thorbjorn Olesen	T19	64-74-66-73	277/-11	83,000.00	Danny Lee	T58	71-73-71-73	288/E	44,791.67
Paul Casey	T23	67-72-71-68	278/-10	75,750.00	Wu Ashun	T58	69-74-72-73	288/E	44,791.66
Harris English	T23	67-71-70-70	278/-10	75,750.00	WC Liang	T58	71-73-73-71	288/E	44,791.66
Thomas Pieters	T23	67-71-71-69	278/-10	75,750.00	Hiroshi Iwata	T64	70-77-69-73	289/1	43,250.00
Gary Woodland	T23	69-71-73-65	278/-10	75,750.00	Cameron Smith	T64	71-73-70-75	289/1	43,250.00
K.T. Kim	T27	74-71-68-66	279/-9	72,000.00	Andy Sullivan	T64	70-74-70-75	289/1	43,250.00
James Morrison	T27	69-70-68-72	279/-9	72,000.00	Danny Chia	67	72-73-74-71	290/2	42,750.00
Justin Thomas	T27	72-69-70-68	279/-9	72,000.00	Andrew Dodt	T68	70-80-76-66	292/4	42,375.00
Kiradech Aphibarnrat	T30	69-70-70-71	280/-8	68,000.00	Shane Lowry	T68	74-75-72-71	292/4	42,375.00
Tommy Fleetwood	T30	67-71-72-70	280/-8	68,000.00	Adam Scott	70	75-76-72-70	293/5	42,000.00
David Howell	T30	73-68-69-70	280/-8	68,000.00	Satoshi Kodaira	71	74-76-76-68	294/6	41,750.00
Martin Kaymer	T30	69-71-73-67	280/-8	68,000.00	David Lingmerth	T72	70-72-76-77	295/7	41,375.00
Ian Poulter	T30	72-71-70-67	280/-8	68,000.00	Danie van Tonder	T72	77-73-71-74	295/7	41,375.00
Emiliano Grillo	T35	69-71-69-72	281/-7	63,000.00	Yi Cao	74	70-78-71-78	297/9	41,000.00
Scott Piercy	T35	70-73-66-72	281/-7	63,000.00	Steven Jeffress	75	76-78-73-74	301/13	40,750.00
Charl Schwartzel	T35	68-72-69-72	281/-7	63,000.00	Chris Kirk	T76	71-79-74-79	303/15	40,375.00
Robert Streb	T35	73-69-68-71	281/-7	63,000.00	Marc Warren	T76	75-74-81-73	303/15	40,375.00
Bubba Watson	T35	68-73-68-72	281/-7	63,000.00	Hideki Matsuyama	WD	71-73	144/E	


# 2014-15 HSBC Champions

**Sheshan International GC; Shanghai, China**  
**November 3-9, 2014**

**Purse: \$8,500,000**

**Par/Yards: 36-36—72/7,261**

LEADERS		First Round	Second Round	Third Round
	Graeme McDowell	67 (-5)	134 (-10)	205 (-11)
	Tim Clark	69 (-3)	137 (-7)	206 (-10)
	Tommy Fleetwood	69 (-3)	138 (-6)	207 (-9)
	Rickie Fowler	69 (-3)	<b>Bubba Watson</b>	<b>207 (-9)</b>
	Martin Kaymer	69 (-3)	Jonas Blixt	208 (-8)
	Chris Kirk	69 (-3)	Tim Clark	208 (-8)
	Brandt Snedeker	69 (-3)	Rickie Fowler	208 (-8)
	<b>Bubba Watson</b>	<b>71 (-1)</b>	Kevin Na	139 (-5)



**CUT:** No cut. 76 of the 80 professionals completed 72 holes.

**Winner: Bubba Watson 71-67-69-70 277 \$1,400,000.00**

Bubba Watson	1	71-67-69-70	277/-11	\$1,400,000.00	Jimmy Walker	T35	73-69-75-73	290/2	\$61,500.00
Tim Clark	2	69-70-69-69	277/-11	850,000.00	Marc Warren	T35	75-72-69-74	290/2	61,500.00
Rickie Fowler	T3	69-70-69-70	278/-10	381,666.67	Thomas Bjorn	T41	72-75-72-72	291/3	56,000.00
Hiroshi Iwata	T3	73-65-68-72	278/-10	381,666.67	Luke Donald	T41	74-72-74-71	291/3	56,000.00
Graeme McDowell	T3	67-67-71-73	278/-10	381,666.66	Thongchai Jaidee	T41	71-76-75-69	291/3	56,000.00
Thorbjorn Olesen	T6	72-68-69-71	280/-8	213,666.67	Hideki Matsuyama	T41	74-69-73-75	291/3	56,000.00
Ian Poulter	T6	70-67-72-71	280/-8	213,666.67	Dawie van der Walt	T41	70-72-75-74	291/3	56,000.00
Martin Kaymer	T6	69-72-66-73	280/-8	213,666.66	Ernie Els	T46	74-70-74-74	292/4	52,500.00
Marc Leishman	9	72-71-69-69	281/-7	158,000.00	Mikko Ilonen	T46	75-76-71-70	292/4	52,500.00
Jason Dufner	T10	72-70-72-68	282/-6	135,500.00	Felipe Aguilar	T48	76-74-71-72	293/5	49,300.00
Brandt Snedeker	T10	69-74-69-70	282/-6	135,500.00	Bill Haas	T48	70-74-72-77	293/5	49,300.00
George Coetzee	T12	72-73-69-69	283/-5	108,000.00	WC Liang	T48	75-74-73-71	293/5	49,300.00
Adam Scott	T12	70-72-71-70	283/-5	108,000.00	Justin Rose	T48	72-71-76-74	293/5	49,300.00
Pablo Larrazabal	T14	75-72-69-68	284/-4	89,833.34	Marcel Siem	T48	72-72-76-73	293/5	49,300.00
Alexander Levy	T14	74-68-71-71	284/-4	89,833.34	Matt Jones	T53	75-76-71-72	294/6	47,000.00
Wu Ashun	T14	74-70-69-71	284/-4	89,833.33	Hennie Otto	T53	74-72-75-73	294/6	47,000.00
Jonas Blixt	T14	71-68-71-74	284/-4	89,833.33	Scott Stallings	T53	74-76-77-67	294/6	47,000.00
Chris Kirk	T14	69-74-69-72	284/-4	89,833.33	Matt Every	T56	75-72-75-73	295/7	45,250.00
Louis Oosthuizen	T14	70-70-72-72	284/-4	89,833.33	David Lipsky	T56	78-73-72-72	295/7	45,250.00
Kevin Na	T20	71-68-79-67	285/-3	81,000.00	Kevin Streelman	T56	77-72-71-75	295/7	45,250.00
Lee Westwood	T20	70-73-69-73	285/-3	81,000.00	Gary Woodland	T56	73-75-74-73	295/7	45,250.00
Ryan Palmer	T22	74-72-72-68	286/-2	77,000.00	Mu Hu	T60	78-71-74-73	296/8	43,875.00
Patrick Reed	T22	71-73-71-71	286/-2	77,000.00	Brendon Todd	T60	71-74-73-78	296/8	43,875.00
Jamie Donaldson	T24	71-77-68-71	287/-1	73,500.00	Darren Fichardt	.62	74-72-74-77	297/9	43,500.00
Tommy Fleetwood	T24	69-75-74-69	287/-1	73,500.00	Hyung-Sung Kim	.63	70-74-75-79	298/10	43,250.00
Stephen Gallacher	T24	72-72-71-72	287/-1	73,500.00	Keegan Bradley	T64	72-73-77-78	300/12	42,500.00
Henrik Stenson	T24	70-71-81-65	287/-1	73,500.00	Mike Hendry	T64	76-75-73-76	300/12	42,500.00
Sergio Garcia	T28	74-72-73-69	288/E	68,500.00	Charl Schwartzel	T64	74-76-77-73	300/12	42,500.00
J.B. Holmes	T28	70-71-73-74	288/E	68,500.00	Oliver Wilson	T64	71-70-79-80	300/12	42,500.00
Anirban Lahiri	T28	74-70-74-70	288/E	68,500.00	Lian-Wei Zhang	T64	73-76-74-77	300/12	42,500.00
Joost Luiten	T28	77-71-69-71	288/E	68,500.00	Ze-cheng Dou	T69	76-73-74-78	301/13	41,625.00
Hunter Mahan	T28	74-68-71-75	288/E	68,500.00	Antonio Lascuna	T69	76-79-73-73	301/13	41,625.00
Ryan Moore	T28	74-71-72-71	288/E	68,500.00	Miguel A. Jimenez	.71	78-75-73-76	302/14	41,250.00
Shane Lowry	.34	78-69-74-68	289/1	65,000.00	Jason Knutson	.72	78-74-75-77	304/16	41,000.00
Russell Henley	T35	71-75-74-70	290/2	61,500.00	Billy Horschel	T73	80-77-79-70	306/18	40,500.00
Haotong Li	T35	75-72-76-67	290/2	61,500.00	Yoshitaka Takeya	T73	77-78-75-76	306/18	40,500.00
John Senden	T35	73-73-72-72	290/2	61,500.00	Jaco Van Zyl	T73	70-75-83-78	306/18	40,500.00
Jordan Spieth	T35	70-74-72-74	290/2	61,500.00	Jin Jeong	.76	85-79-75-80	319/31	40,000.00

# 2013-14 HSBC Champions

**Sheshan International GC; Shanghai, China**  
**October 28-November 3, 2013**

**Purse: \$8,500,000**

**Par/Yards: 36-36—72/7,266**

LEADERS	First Round	Second Round	Third Round
	Rory McIlroy..... 65 (-7)	Dustin Johnson..... 132 (-12)	Dustin Johnson..... 198 (-18)
	Jamie Donaldson..... 67 (-5)	Rory McIlroy..... 137 (-7)	Ian Poulter..... 201 (-15)
	Gonzalo Fdez-Castano..... 67 (-5)	Bubba Watson..... 137 (-7)	Graeme McDowell..... 202 (-14)
	Tommy Fleetwood..... 68 (-4)	Boo Weekley..... 137 (-7)	Graham DeLaet..... 204 (-12)
	Justin Rose..... 68 (-4)	Ernie Els..... 138 (-6)	Rory McIlroy..... 204 (-12)
	Jordan Spieth..... 68 (-4)	Gonzalo Fdez-Castano..... 138 (-6)	Justin Rose..... 204 (-12)
	Bubba Watson..... 68 (-4)	Tommy Fleetwood..... 138 (-6)	
	Dustin Johnson..... 69 (-3)	Sergio Garcia..... 138 (-6)	
		Graeme McDowell..... 138 (-6)	
		Ian Poulter..... 138 (-6)	



**CUT:** No cut. 77 of 78 players completed 72 holes.

**WEATHER:** Thursday: Cloudy and breezy, with a high of 69. Wind E at 10-15 mph. Friday: Partly cloudy and breezy, with a high of 69. Wind E at 10-15 mph. Saturday: Mostly cloudy, with a high of 72. Winds N at 3-6 mph. Sunday: Mostly cloudy, with a high of 72. NNW wind at 5-10 mph.

**Winner: Dustin Johnson      69-63-66-66      264      \$1,400,000.00**

Dustin Johnson..... 1	69-63-66-66	264/-24	\$1,400,000.00	Gonzalo Fdez-Castano..... T39	67-71-70-76	284/-4	\$58,000.00
Ian Poulter..... 2	71-67-63-66	267/-21	850,000.00	Branden Grace..... T39	77-71-67-69	284/-4	58,000.00
Graeme McDowell..... 3	69-69-64-66	268/-20	480,000.00	Haotong Li..... T39	72-71-74-67	284/-4	58,000.00
Sergio Garcia..... 4	70-68-69-63	270/-18	365,000.00	David Lynn..... T39	74-70-69-71	284/-4	58,000.00
Justin Rose..... 5	68-71-65-68	272/-16	300,000.00	Richard Sterne..... T39	74-73-74-63	284/-4	58,000.00
Graham DeLaet..... T6	71-68-65-69	273/-15	231,500.00	Chris Wood..... T39	71-71-73-69	284/-4	58,000.00
Rory McIlroy..... T6	65-72-67-69	273/-15	231,500.00	Ken Duke..... T46	70-72-73-70	285/-3	52,500.00
Jamie Donaldson..... T8	67-74-66-67	274/-14	161,666.67	Brian Gay..... T46	71-72-72-70	285/-3	52,500.00
Bubba Watson..... T8	68-69-69-68	274/-14	161,666.67	Thongchai Jaidee..... T46	76-68-68-73	285/-3	52,500.00
Martin Kaymer..... T8	70-74-62-68	274/-14	161,666.66	Jimmy Walker..... T46	73-73-69-70	285/-3	52,500.00
Keegan Bradley..... T11	71-68-68-68	275/-13	116,666.67	Hirofumi Fujita..... T50	75-70-68-73	286/-2	49,000.00
Ernie Els..... T11	69-69-71-66	275/-13	116,666.67	Mike Hendry..... T50	72-73-73-68	286/-2	49,000.00
Boo Weekley..... T11	70-67-69-69	275/-13	116,666.66	Masahiro Kawamura..... T50	73-72-70-71	286/-2	49,000.00
Phil Mickelson..... 14	71-68-72-65	276/-12	100,000.00	Ryan Moore..... T50	70-74-69-73	286/-2	49,000.00
WC Liang..... T15	72-67-72-66	277/-11	93,500.00	Michael Thompson..... T50	74-72-68-72	286/-2	49,000.00
Louis Oosthuizen..... T15	70-70-70-67	277/-11	93,500.00	Kiradech Aphibarnrat..... T55	69-78-68-72	287/-1	46,250.00
Jordan Spieth..... 17	68-71-70-69	278/-10	90,000.00	Rickie Fowler..... T55	74-70-70-73	287/-1	46,250.00
Tommy Fleetwood..... T18	68-70-69-72	279/-9	87,000.00	John Merrick..... T55	72-75-69-71	287/-1	46,250.00
Jin Jeong..... T18	70-69-71-69	279/-9	87,000.00	Brandt Snedeker..... T55	73-74-70-70	287/-1	46,250.00
Paul Casey..... 20	69-73-69-69	280/-8	84,000.00	Peter Uihlein..... T55	71-73-73-70	287/-1	46,250.00
Gregory Bourdy..... T21	75-68-67-71	281/-7	75,100.00	Lee Westwood..... T55	71-73-68-75	287/-1	46,250.00
Bill Haas..... T21	72-72-69-68	281/-7	75,100.00	Derek Ernst..... T61	71-72-73-72	288/E	44,250.00
Peter Hanson..... T21	70-73-70-68	281/-7	75,100.00	Darren Fichardt..... T61	70-74-75-69	288/E	44,250.00
Scott Hend..... T21	69-74-66-72	281/-7	75,100.00	Gaganjeet Bhullar..... T63	69-71-75-74	289/1	43,500.00
Mikko Ilonen..... T21	72-69-72-68	281/-7	75,100.00	Jonas Blixt..... T63	70-75-74-70	289/1	43,500.00
Matteo Manassero..... T21	72-70-70-69	281/-7	75,100.00	Stephen Gallacher..... T63	73-73-72-71	289/1	43,500.00
Francesco Molinari..... T21	72-69-70-70	281/-7	75,100.00	Ryo Ishikawa..... T66	81-72-68-69	290/2	42,875.00
Scott Piercy..... T21	72-73-68-68	281/-7	75,100.00	Daniel Popovic..... T66	77-71-69-73	290/2	42,875.00
Bo Van Pelt..... T21	77-67-66-71	281/-7	75,100.00	D.A. Points..... T68	72-74-70-75	291/3	42,375.00
Jaco Van Zyl..... T21	72-73-68-68	281/-7	75,100.00	Ashun Wu..... T68	74-75-70-72	291/3	42,375.00
Luke Donald..... T31	70-71-70-71	282/-6	68,000.00	David Howell..... 70	72-75-73-72	292/4	42,000.00
Henrik Stenson..... T31	74-76-67-65	282/-6	68,000.00	Seuk-hyun Baek..... 71	81-68-69-75	293/5	41,750.00
Nick Watney..... T31	75-74-67-66	282/-6	68,000.00	Miguel A. Jimenez..... 72	75-76-70-74	295/7	41,500.00
Mark Brown..... T34	72-68-72-71	283/-5	64,000.00	Raphael Jacquelin..... 73	81-70-71-74	296/8	41,250.00
Jason Dufner..... T34	73-67-71-72	283/-5	64,000.00	George Coetzee..... 74	75-77-74-71	297/9	41,000.00
Billy Horschel..... T34	71-69-72-71	283/-5	64,000.00	Mu Hu..... 75	76-75-73-75	299/11	40,750.00
Wenyi Huang..... T34	70-74-69-70	283/-5	64,000.00	Brett Rumford..... 76	75-77-79-72	303/15	40,500.00
Kevin Streelman..... T34	70-73-72-68	283/-5	64,000.00	Huang Ming-jie..... 77	83-77-80-83	323/35	40,250.00
Thomas Bjorn..... T39	74-72-70-68	284/-4	58,000.00				

# 2012 HSBC Champions

Mission Hills Golf Club; Guangdong, China  
October 29-November 4, 2012

Purse: \$7,000,000

Par/Yards: 36-36—72/7,301

LEADERS	First Round	Second Round	Third Round
Louis Oosthuizen	65 (-7)	Louis Oosthuizen 128 (-16)	Louis Oosthuizen 198 (-18)
Adam Scott	65 (-7)	Ernie Els 133 (-11)	Lee Westwood 198 (-18)
Peter Hanson	66 (-6)	Adam Scott 133 (-11)	Phil Mickelson 201 (-15)
Shane Lowry	66 (-6)	Jason Dufner 134 (-10)	Ernie Els 202 (-14)
Phil Mickelson	66 (-6)	Shane Lowry 134 (-10)	Bill Haas 202 (-14)
Bubba Watson	66 (-6)	Ian Poulter 137 (T12)	Ian Poulter 202 (-14)
Ian Poulter	69 (T16)		

**CUT:** No cut. 77 of 78 professionals completed 72 holes,



**WEATHER:** Overcast and mild. High of 75. Winds variable at 5-10 mph. Friday: Sunny and mild. High of 79. Winds variable at 5-10 mph. Saturday: Sunny and mild. High of 79. Winds variable at 8-10 mph. Sunday: Overcast and warm. High of 82. Winds variable at 5-10 mph.

**Winner: Ian Poulter 69-68-65-65 267 \$1,200,000.00**

Ian Poulter	1	69-68-65-65	267	\$1,200,000.00	Francesco Molinari	T39	74-69-74-68	285	\$47,000.00
Jason Dufner	T2	68-66-71-64	269	417,500.00	Thaworn Wiratchant	T39	72-70-70-73	285	47,000.00
Ernie Els	T2	70-63-69-67	269	417,500.00	Jamie Donaldson	T42	71-74-71-70	286	43,500.00
Phil Mickelson	T2	66-69-66-68	269	417,500.00	Marcus Fraser	T42	73-72-70-71	286	43,500.00
Scott Piercy	T2	68-68-68-65	269	417,500.00	Graeme McDowell	T42	71-75-68-72	286	43,500.00
Louis Oosthuizen	T6	65-63-70-72	270	190,000.00	Julien Quesne	T42	71-71-71-73	286	43,500.00
Lee Westwood	T6	70-67-61-72	270	190,000.00	Rafael Cabrera Bello	T46	75-69-76-67	287	40,000.00
Adam Scott	8	65-68-71-67	271	155,000.00	Greg Chalmers	T46	71-71-68-77	287	40,000.00
Martin Kaymer	9	68-69-67-68	272	140,000.00	Brendan Jones	T46	74-69-70-74	287	40,000.00
Bill Haas	10	69-67-66-71	273	125,000.00	Jeev Milkha Singh	T46	72-71-73-71	287	40,000.00
Hiroyuki Fujita	T11	73-67-67-67	274	98,000.00	Mark Wilson	T46	73-74-69-71	287	40,000.00
Prom Meesawat	T11	67-70-69-68	274	98,000.00	Robert Garrigus	T51	76-68-69-75	288	38,000.00
Thorbjorn Olesen	T11	71-65-70-68	274	98,000.00	Brad Kennedy	T51	73-77-67-71	288	38,000.00
Marcel Siem	T11	71-70-66-67	274	98,000.00	Geoff Ogilvy	T51	75-74-72-67	288	38,000.00
Brandt Snedeker	T11	72-71-60-71	274	98,000.00	Nicolas Colsaerts	T54	73-73-71-72	289	36,750.00
Carl Pettersson	T16	70-68-66-71	275	80,500.00	Han Lee	T54	73-70-75-71	289	36,750.00
Nick Watney	T16	72-72-69-62	275	80,500.00	Robert Allenby	T56	76-72-69-73	290	34,750.00
Gaganjeet Bhullar	T18	73-68-63-72	276	75,000.00	George Coetzee	T56	73-76-68-73	290	34,750.00
Luke Donald	T18	68-68-69-71	276	75,000.00	Hyung-Sung Kim	T56	78-70-70-72	290	34,750.00
Marc Leishman	T18	73-68-65-70	276	75,000.00	Garth Mulroy	T56	70-74-73-73	290	34,750.00
Thomas Bjorn	T21	72-70-68-67	277	70,000.00	Jaco Van Zyl	T56	74-75-70-71	290	34,750.00
Thongchai Jaidee	T21	70-68-69-70	277	70,000.00	Xin-jun Zhang	T56	75-69-76-70	290	34,750.00
Keegan Bradley	23	71-68-68-71	278	67,000.00	Branden Grace	T62	75-76-70-70	291	32,500.00
Peter Hanson	T24	66-71-73-69	279	62,250.00	Hennie Otto	T62	76-73-71-71	291	32,500.00
Scott Hend	T24	70-74-67-68	279	62,250.00	Danny Willett	T62	74-73-71-73	291	32,500.00
WC Liang	T24	72-73-66-68	279	62,250.00	Alvaro Quiros	T65	72-76-68-76	292	31,000.00
Justin Rose	T24	72-70-67-70	279	62,250.00	Richie Ramsay	T65	78-71-72-71	292	31,000.00
Thomas Aiken	T28	68-73-69-70	280	57,500.00	Kyle Stanley	T65	79-70-74-69	292	31,000.00
Gonzalo Fdez-Castano	T28	71-67-69-73	280	57,500.00	Jbe' Kruger	68	83-72-71-67	293	30,000.00
John Senden	T28	72-70-70-68	280	57,500.00	Kenichi Kuboya	T69	77-83-66-69	295	29,000.00
Bernd Wiesberger	T28	72-72-68-68	280	57,500.00	David Lynn	T69	76-69-73-77	295	29,000.00
Shane Lowry	32	66-68-72-75	281	55,000.00	Toshinori Muto	T69	74-71-76-74	295	29,000.00
Bubba Watson	33	66-72-69-75	282	54,000.00	Yuta Ikeda	T72	70-70-82-75	297	27,500.00
Ik-Je Jang	T34	68-71-72-72	283	52,500.00	David Lipsky	T72	78-74-69-76	297	27,500.00
Tadahiro Takayama	T34	73-69-70-71	283	52,500.00	Robert Rock	T72	78-70-76-73	297	27,500.00
Paul Lawrie	T36	69-71-72-72	284	50,000.00	Johnson Wagner	75	75-74-73-76	298	26,500.00
Joost Luiten	T36	72-72-68-72	284	50,000.00	Siddikur Rahman	76	77-76-76-72	301	26,000.00
A-Shun Wu	T36	68-70-71-75	284	50,000.00	Mu Hu	77	79-74-79-75	307	25,500.00
Dustin Johnson	T39	67-68-84-66	285	47,000.00					

# 2011 HSBC Champions


**Sheshan International Golf Club; Shanghai, China**  
**October 31-November 6, 2011**

**Purse: \$7,000,000**

**Par/Yards: 36-36—72/7,266**

First Round	Second Round	Third Round
Keegan Bradley ..... 65 (-7)	Fredrik Jacobson ..... 133 (-11)	Fredrik Jacobson ..... 200 (-16)
Fredrik Jacobson ..... 67 (-5)	Louis Oosthuizen ..... 134 (-10)	Louis Oosthuizen ..... 202 (-14)
Alexander Noren ..... 67 (-5)	Adam Scott ..... 134 (-10)	Adam Scott ..... 203 (-13)
Bo Van Pelt ..... 67 (-5)	Keegan Bradley ..... 135 (-9)	Rory McIlroy ..... 204 (-12)
K.J. Choi ..... 68 (-4)	Paul Casey ..... 136 (-8)	Lee Westwood ..... 204 (-12)
Thongchai Jaidee ..... 68 (-4)	Bo Van Pelt ..... 136 (-8)	<b>Martin Kaymer ..... 205 (-11)</b>
Justin Rose ..... 68 (-4)	<b>Martin Kaymer ..... 137 (-7)</b>	
David Toms ..... 68 (-4)		
<b>Martin Kaymer ..... 69 (-3)</b>		

**CUT:** No cut. All 78 professionals completed 72 holes.



**WEATHER:** Thursday: Mostly cloudy, with the high reaching 68. Winds variable at 5-10 mph. Friday: Mostly cloudy and humid, with the high reaching 68. There was light rain for approximately 90 minutes midway through the round. Lift, clean and place rules in effect. Winds variable at 6-12 mph. Saturday: Mostly cloudy and warmer, with the high reaching 71. Winds variable at 5-10 mph. Sunday: Mostly cloudy and cooler, with the high reaching 69. Winds NNE at 12-18 mph shifting to NE at 10-18 in the afternoon.

**Winner: Martin Kaymer      69-68-68-63      268      \$1,200,000.00**

Martin Kaymer .....1	69-68-68-63	268	\$1,200,000.00
Fredrik Jacobson .....2	67-66-67-71	271	675,000.00
Graeme McDowell .....3	69-69-67-67	272	430,000.00
Paul Casey .....T4	70-66-70-67	273	258,333.33
Rory McIlroy .....T4	70-69-65-69	273	258,333.33
Charl Schwartzel .....T4	70-69-69-65	273	258,333.33
Hunter Mahan .....T7	71-67-69-67	274	155,000.00
Louis Oosthuizen .....T7	71-63-68-72	274	155,000.00
Justin Rose .....T7	68-70-70-66	274	155,000.00
Jhonattan Vegas .....10	69-73-65-68	275	125,000.00
Adam Scott .....T11	69-65-69-73	276	110,000.00
Bo Van Pelt .....T11	67-69-70-70	276	110,000.00
Ian Poulter .....T13	70-68-69-71	278	90,000.00
Lee Westwood .....T13	69-68-67-74	278	90,000.00
Xin-jun Zhang .....T13	74-68-64-72	278	90,000.00
Keegan Bradley .....T16	65-70-72-72	279	79,333.33
K.J. Choi .....T16	68-70-72-69	279	79,333.33
Simon Dyson .....T16	69-69-70-71	279	79,333.33
John Senden .....19	72-68-70-70	280	75,000.00
Nicolas Colsaerts .....T20	74-69-68-70	281	71,000.00
Lucas Glover .....T20	76-68-71-66	281	71,000.00
Pablo Larrazabal .....T20	70-69-70-72	281	71,000.00
Aaron Baddeley .....T23	69-68-73-72	282	62,500.00
Jonathan Byrd .....T23	71-68-70-73	282	62,500.00
Anders Hansen .....T23	71-69-70-72	282	62,500.00
Jbe' Kruger .....T23	70-70-68-74	282	62,500.00
Francesco Molinari .....T23	70-70-71-71	282	62,500.00
Jeev Milkha Singh .....T23	72-73-69-68	282	62,500.00
Harrison Frazer .....T29	70-75-64-74	283	56,500.00
Yuta Ikeda .....T29	70-71-68-74	283	56,500.00
Thongchai Jaidee .....T29	68-69-72-74	283	56,500.00
Rory Sabbatini .....T29	69-71-71-72	283	56,500.00
Ernie Els .....T33	75-69-72-68	284	52,000.00
Peter Hanson .....T33	69-73-71-71	284	52,000.00
Robert Rock .....T33	70-70-71-73	284	52,000.00
Lee Slattery .....T33	76-71-68-69	284	52,000.00
Nick Watney .....T33	71-75-71-67	284	52,000.00
Darren Clarke .....T38	73-76-67-69	285	47,500.00
Jim Herman .....T38	74-70-73-68	285	47,500.00

Miguel A. Jimenez .....T38	72-68-68-77	285	\$47,500.00
Chinnarat Phadungsil .....T38	71-69-74-71	285	47,500.00
Stuart Appleby .....T42	77-70-71-69	287	43,500.00
Thomas Bjorn .....T42	72-71-71-73	287	43,500.00
Bill Haas .....T42	74-69-68-76	287	43,500.00
Scott Stallings .....T42	70-74-72-71	287	43,500.00
Ben Crane .....T46	75-71-74-68	288	40,500.00
Hiroyuki Fujita .....T46	74-71-70-73	288	40,500.00
Keith Horne .....T46	71-70-73-74	288	40,500.00
Jung-gon Hwang .....T49	72-72-70-75	289	38,000.00
Kyung-tae Kim .....T49	75-73-67-74	289	38,000.00
Paul Lawrie .....T49	72-71-72-74	289	38,000.00
Alexander Noren .....T49	67-75-70-77	289	38,000.00
Alvaro Quiros .....T49	72-67-71-79	289	38,000.00
Siddikur Rahman .....T49	75-73-67-74	289	38,000.00
Ashun Wu .....T49	72-69-70-78	289	38,000.00
Robert Karlsson .....T56	74-75-68-73	290	35,500.00
Geoff Ogilvy .....T56	75-69-69-77	290	35,500.00
Mark Wilson .....T56	71-73-77-69	290	35,500.00
Tetsuji Hiratsuka .....T59	72-70-72-77	291	34,000.00
Michio Matsumura .....T59	74-71-71-75	291	34,000.00
David Toms .....T59	68-76-71-76	291	34,000.00
Jim Furyk .....T62	78-68-73-73	292	32,500.00
Michael Hoey .....T62	76-70-74-72	292	32,500.00
WC Liang .....T62	72-73-71-76	292	32,500.00
S.S.P. Chowrasia .....65	73-74-73-73	293	31,500.00
Kiradek Aphibarnrat .....T66	79-72-71-72	294	30,750.00
D.A. Points .....T66	73-71-73-77	294	30,750.00
Chez Reavie .....68	70-75-68-82	295	30,000.00
Matteo Manassero .....69	82-71-70-73	296	29,500.00
Thomas Aiken .....70	76-75-69-77	297	29,000.00
David Gleeson .....71	71-70-76-81	298	28,500.00
Alistair Presnell .....T72	75-75-73-76	299	27,750.00
Chan Yih-shin .....T72	75-74-76-74	299	27,750.00
Hao Yuan .....74	72-78-74-76	300	27,000.00
Pablo Martin .....75	76-71-74-80	301	26,500.00
Tom Lewis .....76	78-71-72-83	304	26,000.00
Adam Bland .....77	75-76-81-80	312	25,500.00
Bobby Gates .....WD	75-68-69	212	



# 2010 HSBC Champions

Sheshan International Golf Club; Shanghai, China  
November 4-7, 2010

Purse: \$7,000,000

Par/Yards: 36-36—72/7,266

LEADERS	First Round	Second Round	Third Round
	Francesco Molinari..... 65 (-7)	Francesco Molinari..... 135 (-9)	Francesco Molinari..... 202 (-14)
	Lee Westwood..... 66 (-6)	Lee Westwood..... 136 (-8)	Lee Westwood..... 203 (-13)
	Yuta Ikeda..... 67 (-5)	Ernie Els..... 137 (-7)	Luke Donald..... 206 (-10)
	Seung-yul Noh..... 67 (-5)	Richie Ramsay..... 137 (-7)	Ernie Els..... 208 (-8)
	Henrik Stenson..... 67 (-5)	Jaco Van Zyl..... 137 (-7)	Ross Fisher..... 208 (-8)
	Luke Donald..... 68 (-4)	Luke Donald..... 138 (-6)	Richie Ramsay..... 208 (-8)
	Pablo Martin..... 68 (-4)	Ross Fisher..... 139 (-5)	Jaco van Zyl..... 209 (-7)½
	Tiger Woods..... 68 (-4)	Seung yul Noh..... 139 (-5)	

**CUT:** No cut. 77 of 78 professionals completed 72 holes.



**WEATHER:** Thursday: Partly cloudy with a high of 79 degrees. S winds 6-12 mph. Friday: Partly cloudy and cool in the morning, with a high temperature in the lower 80s. Light, variable winds. Saturday: Hazy sunshine and cool, with a high temperature of 79 degrees and calm winds. Sunday: Due to morning fog, the start of the final round was delayed 75 minutes from 8:35 a.m. until 9:50 a.m. Afternoon temperatures reached into the low 80s, under hazy skies with calm winds.

**Winner: Francesco Molinari 65-70-67-67 269 \$1,200,000.00**

Francesco Molinari..... 1	65-70-67-67	269	\$1,200,000.00	Carl Pettersson..... T39	71-73-71-73	288	\$47,500.00
Lee Westwood..... 2	66-70-67-67	270	675,000.00	Ryo Ishikawa..... T41	72-71-71-75	289	44,000.00
Luke Donald..... T3	68-70-68-73	279	372,500.00	Miguel A. Jimenez..... T41	72-70-75-72	289	44,000.00
Richie Ramsay..... T3	69-68-71-71	279	372,500.00	Kyung-tae Kim..... T41	72-69-75-73	289	44,000.00
Rory McIlroy..... 5	71-71-71-67	280	250,000.00	Phil Mickelson..... T41	69-71-76-73	289	44,000.00
Fredrik Andersson Hed..... T6	69-71-71-70	281	145,714.29	Edoardo Molinari..... T41	72-71-76-70	289	44,000.00
Paul Casey..... T6	73-71-67-70	281	145,714.29	Hirofumi Fujita..... T46	75-75-70-70	290	40,750.00
Ernie Els..... T6	72-65-71-73	281	145,714.29	Ryan Palmer..... T46	69-72-74-75	290	40,750.00
Retief Goosen..... T6	70-74-69-68	281	145,714.29	Arjun Atwal..... T48	73-71-73-74	291	39,500.00
Richard Green..... T6	72-68-73-68	281	145,714.29	David Horsey..... T48	71-74-74-72	291	39,500.00
Peter Hanson..... T6	73-69-70-69	281	145,714.29	Heath Slocum..... T48	71-72-78-70	291	39,500.00
Tiger Woods..... T6	68-72-73-68	281	145,714.29	Camilo Villegas..... T51	75-70-78-69	292	38,250.00
Ian Poulter..... T13	70-70-73-69	282	90,000.00	Y.E. Yang..... T51	69-74-73-76	292	38,250.00
Henrik Stenson..... T13	67-74-72-69	282	90,000.00	Jason Bohn..... T53	72-75-72-74	293	36,500.00
Jaco Van Zyl..... T13	71-66-72-73	282	90,000.00	Rhys Davies..... T53	76-70-72-75	293	36,500.00
Ross Fisher..... T16	69-70-69-75	283	77,200.00	Andrew Dodt..... T53	73-68-80-72	293	36,500.00
Padraig Harrington..... T16	70-70-70-73	283	77,200.00	Matteo Manassero..... T53	71-70-81-71	293	36,500.00
Pablo Martin..... T16	68-73-71-71	283	77,200.00	Alvaro Quiros..... T53	74-78-70-71	293	36,500.00
Seung-yul Noh..... T16	67-72-71-73	283	77,200.00	Michael Sim..... T58	72-79-74-69	294	34,750.00
Charl Schwartzel..... T16	74-70-67-72	283	77,200.00	Shunsuke Sonoda..... T58	72-77-78-67	294	34,750.00
Robert Allenby..... T21	72-68-72-72	284	68,000.00	Tetsuji Hiratsuka..... T60	71-71-80-73	295	33,500.00
Bill Haas..... T21	72-71-72-69	284	68,000.00	Michio Matsumura..... T60	71-74-75-75	295	33,500.00
Hunter Mahan..... T21	70-73-71-70	284	68,000.00	Thaworn Wiratchant..... T60	75-76-73-71	295	33,500.00
Nick Watney..... T21	72-68-74-70	284	68,000.00	Marcus Fraser..... T63	72-76-73-76	297	31,750.00
Tim Clark..... T25	72-70-70-73	285	60,200.00	Anders Hansen..... T63	71-74-79-73	297	31,750.00
Rickie Fowler..... T25	71-74-72-68	285	60,200.00	Alistair Presnell..... T63	74-75-74-74	297	31,750.00
Brendan Jones..... T25	76-72-69-68	285	60,200.00	Liang Wen-Chong..... T63	79-73-76-69	297	31,750.00
Anthony Kim..... T25	73-72-70-70	285	60,200.00	Pariya Junhasavasdikul..... T67	74-80-72-72	298	30,250.00
Adam Scott..... T25	69-73-73-70	285	60,200.00	Danny Willett..... T67	77-69-75-77	298	30,250.00
K.J. Choi..... T30	72-71-71-72	286	55,500.00	Stuart Appleby..... T69	72-73-74-80	299	29,000.00
Ben Crane..... T30	71-71-74-70	286	55,500.00	Simon Khan..... T69	76-73-76-74	299	29,000.00
Yuta Ikeda..... T30	67-75-76-68	286	55,500.00	Bill Lunde..... T69	78-72-79-70	299	29,000.00
Martin Kaymer..... T30	72-69-74-71	286	55,500.00	Wu Kang-chun..... T72	75-77-75-74	301	27,750.00
Darren Fichardt..... T34	73-72-70-72	287	51,000.00	Louis Oosthuizen..... T72	69-80-80-72	301	27,750.00
Richard S. Johnson..... T34	70-70-77-70	287	51,000.00	Kiradech Aphibarnrat..... 74	78-75-73-77	303	27,000.00
Robert Karlsson..... T34	71-73-73-70	287	51,000.00	Chao Li..... 75	79-79-75-71	304	26,500.00
Graeme McDowell..... T34	74-71-73-69	287	51,000.00	Mardan Mamat..... 76	75-76-75-80	306	26,000.00
Katsumasa Miyamoto..... T34	69-75-77-66	287	51,000.00	Hao Yuan..... 77	79-75-79-75	308	25,500.00
Gregory Bourdy..... T39	73-74-73-68	288	47,500.00				




# 2009 HSBC Champions

Sheshan International Golf Club; Shanghai, China  
November 5-8, 2009

Purse: \$7,000,000

Par/Yards: 36-36—72/7,199

LEADERS	First Round	Second Round	Third Round
	Nick Watney ..... 64 (-8)	Nick Watney ..... 134 (-10)	<b>Phil Mickelson</b> ..... <b>202 (-14)</b>
	Martin Kaymer ..... 66 (-6)	Tiger Woods ..... 134 (-10)	Tiger Woods ..... 204 (-12)
	Ryan Moore ..... 66 (-6)	Ryan Moore ..... 135 (-9)	Nick Watney ..... 204 (-12)
	Shane Lowry ..... 66 (-6)	Alvaro Quiros ..... 135 (-9)	Ryan Moore ..... 205 (-11)
	Paul Casey ..... 67 (-5)	<b>Phil Mickelson</b> ..... <b>135 (-9)</b>	Lee Westwood ..... 206 (-10)
	Tiger Woods ..... 67 (-5)	Anthony Kim ..... 136 (-8)	Jyoti Randhawa ..... 208 (-8)
	Anthony Kim ..... 67 (-5)		Anthony Kim ..... 208 (-8)
	Lin Wen-tang ..... 67 (-5)		
	<b>Phil Mickelson</b> ..... <b>69 (T13)</b>		



**CUT:** There was no cut. 77 of 78 professionals completed 72 holes.

**WEATHER:** Thursday: Sunny and warm, with a high of 73 degrees. S winds 6-12 mph. Friday: Mostly sunny and unseasonably warm. High of 81 with SW winds 10-15 mph. Saturday: Hazy sunshine and muggy. High of 79. Winds S 10-15 mph. Sunday: Mostly sunny and warm with a high of 83. Winds SW 6-12 mph.

**Winner: Phil Mickelson 69-66-67-69 271 \$1,200,000.00**

Phil Mickelson..... 1	69-66-67-69	271	\$1,200,000.00	Jason Dufner..... T40	69-71-73-74	287	\$45,000.00
Ernie Els ..... 2	70-71-68-63	272	675,000.00	WC Liang..... T40	73-73-73-68	287	45,000.00
Ryan Moore..... 3	66-69-70-68	273	430,000.00	Garth Mulroy..... T40	69-72-76-70	287	45,000.00
Rory McIlroy..... 4	73-68-70-63	274	315,000.00	Rod Pampling..... T40	69-72-75-71	287	45,000.00
Nick Watney..... 5	64-70-70-71	275	250,000.00	Henrik Stenson..... T40	69-72-74-72	287	45,000.00
Martin Kaymer..... T6	66-74-69-67	276	190,000.00	Greg Chalmers..... T45	72-74-73-69	288	40,333.33
Tiger Woods..... T6	67-67-70-72	276	190,000.00	Gonzalo Fdez-Castano... T45	73-73-72-70	288	40,333.33
Alvaro Quiros..... T8	69-66-76-66	277	147,500.00	Ricardo Gonzalez..... T45	74-71-70-73	288	40,333.33
Lee Westwood..... T8	70-71-65-71	277	147,500.00	Ian Poulter..... T45	72-69-79-68	288	40,333.33
Retief Goosen..... T10	71-71-68-68	278	99,571.43	Rory Sabbatini..... T45	74-68-76-70	288	40,333.33
Anthony Kim..... T10	67-69-72-70	278	99,571.43	Oliver Wilson..... T45	71-72-73-72	288	40,333.33
Soren Kjeldsen..... T10	69-72-71-66	278	99,571.43	Stewart Cink..... T51	71-74-75-69	289	38,000.00
Daisuke Maruyama..... T10	72-69-74-63	278	99,571.43	Yuta Ikeda..... T51	73-73-71-72	289	38,000.00
Francesco Molinari..... T10	73-67-70-68	278	99,571.43	Prayad Marksang..... T51	81-69-70-69	289	38,000.00
Geoff Ogilvy..... T10	72-74-65-67	278	99,571.43	Christian Cevaer..... T54	73-77-71-69	290	36,500.00
Pat Perez..... T10	68-69-75-66	278	99,571.43	Jerry Kelly..... T54	71-75-74-70	290	36,500.00
Ryo Ishikawa..... T17	72-67-70-70	279	78,000.00	Martin Laird..... T54	72-74-73-71	290	36,500.00
Koumei Oda..... T17	70-69-72-68	279	78,000.00	Michael Jonzon..... T57	72-74-73-72	291	35,000.00
Thongchai Jaidee..... T19	71-69-70-70	280	72,000.00	Thomas Levet..... T57	77-77-72-65	291	35,000.00
Matt Kuchar..... T19	68-72-72-68	280	72,000.00	Steve Marino..... T57	77-70-74-70	291	35,000.00
Alexander Noren..... T19	70-71-71-68	280	72,000.00	Chih-Bing Lam..... T60	71-74-75-72	292	33,750.00
Jyoti Randhawa..... T19	68-70-70-72	280	72,000.00	Richard Sterne..... T60	74-73-72-73	292	33,750.00
Robert Allenby..... T23	73-69-70-69	281	66,000.00	Nathan Green..... T62	79-77-72-65	293	32,750.00
Sergio Garcia..... T23	75-70-69-67	281	66,000.00	Sean O'Hair..... T62	74-71-76-72	293	32,750.00
Brian Gay..... T25	69-69-72-72	282	61,333.33	Jeppé Huldahl..... T64	76-72-73-73	294	31,750.00
Padraig Harrington..... T25	74-69-72-67	282	61,333.33	Mark Murless..... T64	71-76-79-68	294	31,750.00
Camilo Villegas..... T25	70-69-73-70	282	61,333.33	Danny Lee..... T66	74-71-76-74	295	30,750.00
Simon Dyson..... T28	72-69-72-70	283	58,000.00	Lian-Wei Zhang..... T66	73-70-80-72	295	30,750.00
Ross Fisher..... T28	70-70-72-71	283	58,000.00	Thomas Aiken..... T68	74-78-73-71	296	29,750.00
Shane Lowry..... T28	66-74-71-72	283	58,000.00	Anthony Kang..... T68	75-76-76-69	296	29,750.00
Mark Brown..... T31	71-74-71-68	284	55,500.00	Peter Hedblom..... T70	77-71-76-74	298	28,500.00
Peter Hanson..... T31	72-72-75-65	284	55,500.00	Daniel Alfredo Vancsik.. T70	74-74-74-76	298	28,500.00
Shingo Katayama..... T33	75-68-77-65	285	51,000.00	Ashun Wu..... T70	74-71-83-70	298	28,500.00
James Kingston..... T33	70-70-75-70	285	51,000.00	Jean Hugo..... 73	78-76-74-71	299	27,500.00
Wen-Tang Lin..... T33	67-72-70-76	285	51,000.00	Gaganjeet Bhullar..... T74	74-76-76-74	300	26,500.00
Chapchai Nirat..... T33	71-74-70-70	285	51,000.00	Nick Dougherty..... T74	68-80-76-76	300	26,500.00
Jeev M. Singh..... T33	73-72-70-70	285	51,000.00	C Muniyappa..... T74	74-69-78-79	300	26,500.00
Scott Strange..... T33	71-72-74-68	285	51,000.00	Wei-Huang Wu..... 77	74-78-75-74	301	25,500.00
Y.E. Yang..... T33	72-71-75-67	285	51,000.00				





# 2017-2018 World Golf Championships Schedule

October 25 - 29, 2017

World Golf Championships-HSBC Champions

Sheshan International Golf Club

Shanghai, CHINA

2017 Champion: Justin Rose

February 26 - March 4, 2018

World Golf Championships-Mexico Championship

Club de Golf Chapultepec

Mexico City, MEX

2017 Champion: Dustin Johnson

March 19-25, 2018

World Golf Championships-Dell Technologies Match Play

Austin Country Club

Austin, Texas, USA

2017 Champion: Dustin Johnson

July 30-August 5, 2018

World Golf Championships-Bridgestone Invitational

Firestone Country Club (South Course)

Akron, Ohio, USA

2017 Champion: Hideki Matsuyama

