

## 2018 Zurich Classic of New Orleans Broadcast Window & Pre-Tournament Notes



### Defending Champions Jonas Blixt & Cameron Smith

Defending Zurich Classic of New Orleans champions, Jonas Blixt and Cameron Smith entered the 2017 Zurich Classic outside the top 50 in the FedExCup standings and moved inside the top 40 in the standings with their win. Jonas Blixt moved 113 positions in the standings from 153<sup>rd</sup> to 40<sup>th</sup> and Cameron Smith moved 47 positions, from 67<sup>th</sup> to 20<sup>th</sup>, marking the two biggest moves in the FedExCup standings at the 2017 Zurich Classic of New Orleans.

#### Biggest FedExCup Movers 2017 Zurich Classic of New Orleans

Player	Finish	Entering '17 Zurich	After '17 Zurich	Movement
Jonas Blixt	WIN	153 <sup>rd</sup>	40 <sup>th</sup>	+113
Cameron Smith	WIN	67 <sup>th</sup>	20 <sup>th</sup>	+47
Ángel Cabrera	T5	205 <sup>th</sup>	165 <sup>th</sup>	+40
Scott Brown	2 <sup>nd</sup>	77 <sup>th</sup>	44 <sup>th</sup>	+33
Ryan Palmer	4 <sup>th</sup>	123 <sup>rd</sup>	95 <sup>th</sup>	+28

Jonas Blixt finished the season 82<sup>nd</sup> in the final FedExCup standings, marking the sixth consecutive season he has qualified for the FedExCup Playoffs. Cameron Smith finished 46<sup>th</sup> in the final FedExCup standings.

#### Defending Zurich Classic Champions FedExCup Rankings Last Season

Stat	Cameron Smith	Jonas Blixt
Rank Entering Zurich	67 <sup>th</sup>	153 <sup>rd</sup>
Rank After Zurich	20 <sup>th</sup>	40 <sup>th</sup>
Final FEC Rank	46 <sup>th</sup>	82 <sup>nd</sup>

## FedExCup Notes

Sean O'Hair pitched in for birdie on his 72<sup>nd</sup> hole at last week's Valero Texas Open. O'Hair finished t-2<sup>nd</sup> moving from 129<sup>th</sup> to 60<sup>th</sup> in the FedExCup standings, marking the biggest mover in the FedExCup standings last week.

### Biggest FedExCup Movers 2018 Valero Texas Open

Player	Finish	Last Week	This Week	Movement
<b>Sean O'Hair</b>	<b>T2</b>	<b>129<sup>th</sup></b>	<b>60<sup>th</sup></b>	<b>+69</b>
Trey Mullinax	T2	126 <sup>th</sup>	59 <sup>th</sup>	+67
Andrew Landry	WIN	42 <sup>nd</sup>	9 <sup>th</sup>	+33
Richy Werenski	T11	175 <sup>th</sup>	143 <sup>rd</sup>	+32
Ben Crane	T11	180 <sup>th</sup>	149 <sup>th</sup>	+31
Jimmy Walker	4	118 <sup>th</sup>	87 <sup>th</sup>	+31

### Andrew Landry

#### Career in FedExCup Standings

Stat	First 42 Weeks	This Season
Weeks Inside Top 30	0	<b>14</b>
Weeks Inside Top 70	0	<b>23</b>
Weeks Inside Top 125	0	<b>23</b>
Weeks Inside Top 200	13	<b>23</b>

Andrew Landry is one of 13 players who have ranked inside of the top 70 in the FedExCup standings in every week this season (23 weeks). Landry has more weeks inside of the top 30 this season than he had inside of the top 200 during the 2015-16 PGA TOUR season (42 weeks).

### Most Weeks Ranked #1 in FedExCup PGA TOUR This Season

Player	# of Weeks	Current Rank
<b>Justin Thomas</b>	<b>9</b>	<b>1<sup>st</sup></b>
Patton Kizzire	8	2 <sup>nd</sup>
Pat Perez	4	18 <sup>th</sup>
Brendan Steele	2	12 <sup>th</sup>

2017 FedExCup champion, Justin Thomas has ranked #1 in the FedExCup standings in each of the last nine consecutive weeks on TOUR, surpassing Patton Kizzire for the most weeks ranked #1 in the standings this season.

This season, there have been seven first-time winners on TOUR (8 wins). Four of the seven first-time winners are currently ranked inside the top 30 of the FedExCup standings (Kizzire, Landry, Cantlay and Cook).

### Current FedExCup Rank First-Time Winners PGA TOUR This Season

Player	Event	FEC Rank
Ryan Armour	Sanderson Farms Championship	48 <sup>th</sup>
<b>Patrick Cantlay</b>	<b>Shriners Hospitals for Children Open</b>	<b>15<sup>th</sup></b>
<b>Patton Kizzire</b>	<b>OHL Classic at Mayakoba* / Sony Open in Hawaii</b>	<b>2<sup>nd</sup></b>
<b>Austin Cook</b>	<b>The RSM Classic</b>	<b>23<sup>rd</sup></b>
Brice Garnett	Corales Puntacana Resort & Club Championship	51 <sup>st</sup>
Satoshi Kodaira	RBC Heritage	40 <sup>th</sup>
<b>Andrew Landry</b>	<b>Valero Texas Open</b>	<b>9<sup>th</sup></b>

Patton Kizzire (2<sup>nd</sup>) and Andrew Landry (9<sup>th</sup>) are the only two first-time winners ranked inside the top 10 of the FedExCup standings.

\*First win on TOUR

Currently ranked 26<sup>th</sup> and 124<sup>th</sup> in the FedExCup standings, Ian Poulter and Graeme McDowell are seeking to make it to the TOUR Championship for the first time in the FedExCup era.

### Ian Poulter & Graeme McDowell - FedExCup Performance

Category	# of Times
<b>Qualified for Playoffs</b>	<b>15</b>
Qualified for Dell Technologies Championship	15
Qualified for BMW Championship	11
<b>Qualified for TOUR Championship</b>	<b>0</b>

Poulter and McDowell have combined for 15 appearances in the FedExCup Playoffs, making it to the BMW Championship in 11 of those 15 seasons.

## **Team Format**

### **2018 Zurich Classic of New Orleans**

- The 72-hole stroke play format will feature Four-Ball (best ball) during the first and third rounds and Foursomes (alternate shot) during the second and fourth rounds. The starting field will consist of 80 teams (160 players). Each of the top available players from the PGA TOUR Priority Rankings who commits to the tournament will choose his partner, who in turn must have PGA TOUR status unless he is chosen as a tournament sponsor exemption.
- Following the conclusion of the second round, there will be a cut to the low 35 teams and ties at the 35<sup>th</sup> position. In case of a tie after 72 holes, there will be a sudden-death playoff using the Foursomes format for the first extra hole, Four-ball for the second extra hole and the alternating formats, thereafter, on a set rotation of holes.
- The Zurich Classic of New Orleans will continue to award FedExCup points and official money and will count as an official victory for the members of the winning team. As such, both players will receive a two-year winner's exemption and an eligibility into Invitational fields, including the Sentry Tournament of Champions and THE PLAYERS Championship.
- FedExCup points and prize money will be awarded to teams making the cut based on combining every two positions from the distribution table for a standard TOUR event, with each team member receiving an equal share. For instance, the winning team will evenly split first and second place FedExCup points (500 for first and 300 for second for 800 total points, or 400 for each player). Official prize money will be distributed in the same manner.

## Broadcast Window Notes 2018 Zurich Classic of New Orleans

### Team Stats



Jason Day	Stat	Ryan Ruffels
14 <sup>th</sup>	FedExCup Rank	N/A
14 <sup>th</sup>	World Golf Rank	677 <sup>th</sup>
218	Career PGA TOUR Starts	16
11	PGA TOUR Wins	0
+0.470 (35 <sup>th</sup> )	SG: Off-the-Tee	N/A
-0.516 (187 <sup>th</sup> )	SG: Approach-the-Green	N/A
+0.320 (T27)	SG: Around-the-Green	N/A
<b>+1.386 (1<sup>st</sup>)</b>	<b>SG: Putting</b>	N/A
+1.660 (7 <sup>th</sup> )	SG: Total	N/A
2015, T4	Best Zurich Finish	2016, T20



### Team Stats



Brooks Koepka	Stat	Marc Turnesa
106 <sup>th</sup>	FedExCup Rank	N/A
9 <sup>th</sup>	World Golf Rank	1,929
89	PGA TOUR Starts	120
2	PGA TOUR Wins	1
-0.954 (202 <sup>nd</sup> )*	SG: Off-the-Tee	N/A
-1.340 (211 <sup>th</sup> )*	SG: Approach-the-Green	N/A
-0.257 (T181)*	SG: Around-the-Green	N/A
-2.478 (211 <sup>th</sup> )*	SG: Putting	N/A
-5.029 (211 <sup>th</sup> )*	SG: Total	N/A
2017, T5	Best Zurich Finish	2016, T31



\*not officially ranked this season (not enough rounds played)

### Team Stats




Bubba Watson	Stat	Matt Kuchar
3 <sup>rd</sup>	FedExCup Rank	58 <sup>th</sup>
18 <sup>th</sup>	World Golf Rank	21 <sup>st</sup>
283	PGA TOUR Starts	414
11	PGA TOUR Wins	7
+0.906 (5 <sup>th</sup> )	SG: Off-the-Tee	-0.090 (T135)
+0.303 (55 <sup>th</sup> )	SG: Approach-the-Green	+0.211 (71 <sup>st</sup> )
-0.511 (206 <sup>th</sup> )	SG: Around-the-Green	+0.033 (99 <sup>th</sup> )
+0.137 (88 <sup>th</sup> )	SG: Putting	+0.415 (43 <sup>rd</sup> )
+0.835 (47 <sup>th</sup> )	SG: Total	+0.569 (67 <sup>th</sup> )
2011, Won	Best Zurich Finish	2004, T10



**Team Stats**



Justin Rose	Stat	Henrik Stenson
8 <sup>th</sup>	FedExCup Rank	37 <sup>th</sup>
5 <sup>th</sup>	World Golf Rank	15 <sup>th</sup>
312	PGA TOUR Starts	177
8	PGA TOUR Wins	6
+0.560 (25 <sup>th</sup> )	SG: Off-the-Tee	+0.599 (20 <sup>th</sup> )*
+0.169 (83 <sup>rd</sup> )	SG: Approach-the-Green	+1.305 (1 <sup>st</sup> )*
+0.176 (64 <sup>th</sup> )	SG: Around-the-Green	-0.352 (T191)*
+0.698 (10 <sup>th</sup> )	SG: Putting	+0.319 (54 <sup>th</sup> )*
+1.603 (9 <sup>th</sup> )	SG: Total	+1.871 (5 <sup>th</sup> )*
2015, Won	Best Zurich Finish	2017, MC




\*not officially ranked this season (not enough rounds played)

**Team Stats**




Cameron Smith	Stat	Jonas Blixt
25 <sup>th</sup>	FedExCup Rank	162 <sup>nd</sup>
40 <sup>th</sup>	World Golf Rank	247 <sup>th</sup>
75	PGA TOUR Starts	155
1	PGA TOUR Wins	3
+0.026 (99 <sup>th</sup> )	SG: Off-the-Tee	-0.503 (189 <sup>th</sup> )
+0.294 (58 <sup>th</sup> )	SG: Approach-the-Green	-0.480 (T181)
+0.373 (17 <sup>th</sup> )	SG: Around-the-Green	+0.147 (70 <sup>th</sup> )
+0.181 (78 <sup>th</sup> )	SG: Putting	+0.288 (59 <sup>th</sup> )
+0.874 (45 <sup>th</sup> )	SG: Total	-0.549 (161 <sup>st</sup> )
2017, Won	Best Zurich Finish	2017, Won



**Team Stats**



Patrick Reed	Stat	Patrick Cantlay
6 <sup>th</sup>	FedExCup Rank	15 <sup>th</sup>
11 <sup>th</sup>	World Golf Rank	34 <sup>th</sup>
166	PGA TOUR Starts	51
6	PGA TOUR Wins	1
+0.089 (91 <sup>st</sup> )	SG: Off-the-Tee	+0.784 (9 <sup>th</sup> )
+0.377 (43 <sup>rd</sup> )	SG: Approach-the-Green	+0.488 (34 <sup>th</sup> )
+0.611 (4 <sup>th</sup> )	SG: Around-the-Green	+0.069 (88 <sup>th</sup> )
+0.163 (T79)	SG: Putting	-0.025 (116 <sup>th</sup> )
+1.239 (27 <sup>th</sup> )	SG: Total	+1.316 (24 <sup>th</sup> )
2017, T14	Best Zurich Finish	2017, T14




**Team Stats**




Justin Thomas	Stat	Bud Cauley
1 <sup>st</sup>	FedExCup Rank	61 <sup>st</sup>
2 <sup>nd</sup>	World Golf Rank	119 <sup>th</sup>
104	PGA TOUR Starts	135
8	PGA TOUR Wins	0
+0.523 (28 <sup>th</sup> )	SG: Off-the-Tee	+0.007 (102 <sup>nd</sup> )
+0.965 (6 <sup>th</sup> )	SG: Approach-the-Green	+0.179 (78 <sup>th</sup> )
+0.180(63 <sup>rd</sup> )	SG: Around-the-Green	+0.222 (T51)
+0.451 (37 <sup>th</sup> )	SG: Putting	+0.590 (T17)
+2.118 (3 <sup>rd</sup> )	SG: Total	+0.998 (37 <sup>th</sup> )
2017, T5	Best Zurich Finish	2017, T5



**Team Stats**



Daniel Berger	Stat	Gary Woodland
66 <sup>th</sup>	FedExCup Rank	22 <sup>nd</sup>
37 <sup>th</sup>	World Golf Rank	36 <sup>th</sup>
95	PGA TOUR Starts	213
2	PGA TOUR Wins	3
+0.365 (49 <sup>th</sup> )	SG: Off-the-Tee	+0.682 (13 <sup>th</sup> )
+0.086 (99 <sup>th</sup> )	SG: Approach-the-Green	+0.428 (39 <sup>th</sup> )
+0.134 (73 <sup>rd</sup> )	SG: Around-the-Green	-0.228 (174 <sup>th</sup> )
+0.470 (34 <sup>th</sup> )	SG: Putting	+0.488 (30 <sup>th</sup> )
+1.055 (36 <sup>th</sup> )	SG: Total	+1.370 (22 <sup>nd</sup> )
2015, T6	Best Zurich Finish	2016, T20



**Team Stats**



Jordan Spieth	Stat	Ryan Palmer
28 <sup>th</sup>	FedExCup Rank	84 <sup>th</sup>
3 <sup>rd</sup>	World Golf Rank	115 <sup>th</sup>
137	PGA TOUR Starts	369
11	PGA TOUR Wins	3
+0.579 (23 <sup>rd</sup> )	SG: Off-the-Tee	+0.652 (17 <sup>th</sup> )
+0.845 (8 <sup>th</sup> )	SG: Approach-the-Green	+0.182 (77 <sup>th</sup> )
+0.406 (12 <sup>th</sup> )	SG: Around-the-Green	-0.304 (186 <sup>th</sup> )
-0.420 (183 <sup>rd</sup> )	SG: Putting	-0.570 (196 <sup>th</sup> )
+1.409 (19 <sup>th</sup> )	SG: Total	-0.040 (121 <sup>st</sup> )
2017, 4 <sup>th</sup>	Best Zurich Finish	2017, 4 <sup>th</sup>



**Team Stats**




Jon Rahm	Stat	Wesley Bryan
7 <sup>th</sup>	FedExCup Rank	153 <sup>rd</sup>
4 <sup>th</sup>	World Golf Rank	99 <sup>th</sup>
44	PGA TOUR Starts	44
2	PGA TOUR Wins	1
+1.036 (2 <sup>nd</sup> )	SG: Off-the-Tee	-1.659 (210 <sup>th</sup> )
-0.161 (137 <sup>th</sup> )	SG: Approach-the-Green	+0.203 (72 <sup>nd</sup> )
+0.091 (83 <sup>rd</sup> )	SG: Around-the-Green	+0.243 (T45)
+0.491 (29 <sup>th</sup> )	SG: Putting	+0.515 (24 <sup>th</sup> )
+1.458 (14 <sup>th</sup> )	SG: Total	-0.698 (168 <sup>th</sup> )
N/A	Best Zurich Finish	2017, T29



**Team Stats**




Sergio Garcia	Stat	Rafa Cabrera Bello
86 <sup>th</sup>	FedExCup Rank	42 <sup>nd</sup>
10 <sup>th</sup>	World Golf Rank	25 <sup>th</sup>
329	PGA TOUR Starts	60
10	PGA TOUR Wins	0
+0.638 (18 <sup>th</sup> )	SG: Off-the-Tee	+0.057 (97 <sup>th</sup> )
+1.120 (2 <sup>nd</sup> )	SG: Approach-the-Green	+0.901 (7 <sup>th</sup> )
+0.013 (109 <sup>th</sup> )	SG: Around-the-Green	+0.097 (82 <sup>nd</sup> )
-0.127 (141 <sup>st</sup> )	SG: Putting	+0.019 (107 <sup>th</sup> )
+1.643 (8 <sup>th</sup> )	SG: Total	+1.073 (34 <sup>th</sup> )
2010, T70	Best Zurich Finish	N/A



**Team Stats**



Billy Horschel	Stat	Scott Piercy
100 <sup>th</sup>	FedExCup Rank	70 <sup>th</sup>
78 <sup>th</sup>	World Golf Rank	131 <sup>st</sup>
190	PGA TOUR Starts	250
4	PGA TOUR Wins	3
+0.448 (38 <sup>th</sup> )	SG: Off-the-Tee	+0.158 (83 <sup>rd</sup> )
+0.162 (84 <sup>th</sup> )	SG: Approach-the-Green	+1.139 (1 <sup>st</sup> )
-0.255 (179 <sup>th</sup> )	SG: Around-the-Green	+0.054 (90 <sup>th</sup> )
+0.331 (51 <sup>st</sup> )	SG: Putting	-0.295 (171 <sup>st</sup> )
+0.686 (T59)	SG: Total	+1.056 (35 <sup>th</sup> )
2013, Won	Best Zurich Finish	2012, T13



## Standout Stats

Bud Cauley (teamed with Justin Thomas this week) is the second biggest improver in Strokes Gained: Putting from last season to this season. Cauley has improved from ranking 154<sup>th</sup> last season to 17<sup>th</sup> this season marking a 137-position improvement in this category.

### Biggest Improvements SG: Putting Last Season vs. This Season

Player	Last Season Rank	This Season Rank	Difference
Branden Grace	148 <sup>th</sup>	5 <sup>th</sup>	+143
<b>Bud Cauley</b>	<b>154<sup>th</sup></b>	<b>17<sup>th</sup></b>	<b>+137</b>
Gary Woodland	165 <sup>th</sup>	30 <sup>th</sup>	+135
Brett Stegmaier	186 <sup>th</sup>	52 <sup>nd</sup>	+134
Rory McIlroy	140 <sup>th</sup>	17 <sup>th</sup>	+123

In the 2015-16 PGA TOUR season, Jason Day outperformed the TOUR by +1.130 strokes per round on the greens, marking the best Strokes Gained: Putting performance in a single season by any player. This season, Jason Day has an opportunity to break his own record in this category. Day currently leads the TOUR in Strokes Gained: Putting, outperforming the TOUR by +1.386 strokes per round on the greens.

### Best Strokes Gained: Putting Performance in Single Season on TOUR Since 2004

Year	Player	Average
<b>2016</b>	<b>Day, Jason</b>	<b>+1.130</b>
2007	Parnevik, Jesper	+0.979
2008	Pavin, Corey	+0.973
2005	Crane, Ben	+0.939
2009	Donald, Luke	+0.934

### Strokes Gained: Putting Leaders PGA TOUR This Season

Rank	Player	Average
<b>1</b>	<b>Day, Jason</b>	<b>+1.386</b>
2	Mickelson, Phil	+1.172
3	Burns, Sam	+1.032
4	Chalmers, Greg	+0.900
5	Grace, Branden	+0.876

**28 Consecutive Cuts Made:** Since the 2017 Houston Open, Matt Kuchar has made 28 consecutive cuts on the PGA TOUR, marking the longest active cuts made streak of any player. In this time frame, Matt Kuchar has recorded 11 top 10s (39.3%) and has earned 2,374 FedExCup points.

### Active Consecutive Cuts Made Streak on TOUR

Rank	Player	# of Cuts Made
<b>1</b>	<b>Matt Kuchar</b>	<b>28</b>
2	Brooks Koepka	18
3	Jon Rahm	16
3	Dustin Johnson	16
3	Justin Thomas	16

### Matt Kuchar PGA TOUR Results Since Last Missed Cut

Stat	Value	%
Starts	28	--
Top 10s	11	39.3%
Cuts Made	28	100%
FEC Points Earned	2,374	--