

2019 AT&T Pebble Beach Pro-Am Broadcast Window & Pre-Tournament Notes



ShotLink Keys to Victory for Ted Potter, Jr.

Ted Potter, Jr. won his second career PGA TOUR event in his 84th career start on TOUR. Potter moved from 117th to 15th in the FedExCup standings with his win at the 2018 AT&T Pebble Beach Pro-Am. Potter's 15th position in the FedExCup standings is his highest rank in any week of his PGA TOUR career and marked just the fifth time ranked inside of the top 30 in any week of the FEC standings in his PGA TOUR career.

Strokes Gained Statistics vs. The Field

	Rank	Avg
Off-the-Tee	15 th	+0.777
Approach-the-Green	19th	+1.252
Around-the-Green	26 th	+0.444
Putting	24 th	+0.708
Total	T6	+3.181

39.3% of Potter's total strokes gained at Pebble Beach GL were a result of his approach the green performance gaining +1.252 strokes per round on approach shots.

**2 Measured Rds on Pebble Beach GL*

In the third round, Ted Potter, Jr. recorded his lowest round of his career on TOUR. His 62 at Monterey Peninsula CC included one eagle, nine birdies and two bogeys which was the third 62 shot by a winner at this event since 1983.

Lowest Rounds by a Winner AT&T Pebble Beach Pro-Am Since 1983

	Course	Year	Rd	Score to Par	Score
Tom Kite	Pebble Beach GL	1983	3 rd	-10	62
Phil Mickelson	Spyglass Hill GC	2005	1 st	-10	62
Ted Potter, Jr.	Monterey Peninsula CC	2018	3rd	-9	62
Davis Love III	Pebble Beach GL	2001	Final	-9	63
D.A. Points	Monterey Peninsula CC	2011	1 st	-7	63

Key Stats vs. 2018 AT&T Pebble Beach Pro Am Field

	Potter Jr.	Field
Greens in Regulation	73.6% (T9)	65.7%
*Proximity to Hole	26' 9" (3 rd)	35' 5"
Back 9 Scoring Avg	33.25 (1 st)	35.98
Total Birdies	24 (1 st)	12
Birdie or Better Conversion %	43.4% (4 th)	29.7%

Ted Potter, Jr. went a stretch of hitting 15 consecutive Greens in Regulation between rounds one & two this week marking his 2nd best consecutive GIR stretch in his PGA TOUR career (16, 2013 WMPO). Potter ranked T9 in Greens in Regulation hitting 73.6%.

**2 rounds on Pebble Beach GL*

Course & Hole Statistics

Pebble Beach GL, Spyglass Hill GC & Monterey Peninsula CC

Shortest Courses PGA TOUR Last Season

	Par	Yds
Pebble Beach GL	72	6,816
TPC River Highlands	70	6,841
Spyglass Hill GC	72	6,953
Monterey Peninsula CC	71	6,958
El Camaleon GC	71	6,987

Last season, all three courses at the AT&T Pebble Beach Pro-Am ranked inside the top five in shortest course on the PGA TOUR.

6,816 Yards: Pebble Beach GL (host course) was the shortest course on TOUR playing at 6,816 yards (scorecard yardage).

Last season, the greens at Pebble Beach GL were the toughest of any course on TOUR to hit from inside 125 yards. The 2018 AT&T Pebble Beach Pro-Am field hit their mark 74.19% of the time on approach shots from inside 125 yards.

Toughest Greens to Hit Inside 125 Yards PGA TOUR Last Season

	PCT.
Pebble Beach GL	74.19
Firestone CC (South)	74.46
Riviera CC	76.03
TPC Southwind	76.18
TPC San Antonio - AT&T Oaks	76.83

Toughest Par 5 Green to Hit in Regulation PGA TOUR Last Season

	Hole	Yards	PCT.
Pebble Beach GL	14th	573	47.19
Innisbrook Resort (Copperhead)	5 th	605	56.88
Spyglass Hill GC	7 th	529	57.79
CC of Jackson	5 th	612	58.82
Muirfield Village GC	11 th	567	63.20

Last season, the par-5 14th hole at Pebble Beach GL played as the toughest par 5 green to hit in regulation at 47.19% (109 of 231).

FedExCup Storylines & Notes

Past Winners AT&T Pebble Beach Pro-Am FedExCup Finishes Since 2007

	Year	FEC Finish
Ted Potter, Jr.	2018	65 th
Jordan Spieth	2017	2 nd
Vaughn Taylor	2016	62 nd
Brandt Snedeker	2015	23 rd
Jimmy Walker	2014	7 th
Brandt Snedeker	2013	12 th
Phil Mickelson	2012	5 th
D.A. Points	2011	56 th
Dustin Johnson	2010	5 th
Dustin Johnson	2009	14 th
Steve Lowery	2008	103 rd
Phil Mickelson	2007	3 rd

Since 2007, all AT&T Pebble Beach Pro-Am champions have qualified for the FedExCup Playoffs.

Eight of the 12 AT&T Pebble Beach Pro-Am champions have advanced to the TOUR Championship.

Defending champion, Ted Potter Jr. finished 65th in the final FedExCup standings, marking his career-best finish in the FedExCup.

Five of the eight winners of this event that advanced to the TOUR Championship and finished the season inside the top five of the FedExCup that season.



1,879 Points: Since 2009, Dustin Johnson has earned 1,879 FedExCup points at the AT&T Pebble Beach Pro-Am, marking the most FedExCup points earned of any player at this event.

Most FedExCup Points Earned AT&T Pebble Beach Pro-Am Since 2009

	Total
Dustin Johnson	1,879
Brandt Snedeker	1,257
Phil Mickelson	1,214
Jimmy Walker	980
Jordan Spieth	796

West Coast Swing: Last season, four of the five winners on the West Coast Swing on the PGA TOUR qualified for the TOUR Championship. Defending AT&T Pebble Beach Pro-Am champion Ted Potter Jr. finished 65th in the final standings marking his career-best FedExCup finish.

FedExCup Finishes West Coast Swing Winners Last Season



Desert Classic	Farmers Insurance Open	Waste Management	AT&T Pebble Beach	Genesis Open
Jon Rahm	Jason Day	Gary Woodland	Ted Potter Jr.*	Bubba Watson
23 rd	16 th	26 th	65 th	10 th

*Career Best FEC Finish

Broadcast Window Notes

2019 AT&T Pebble Beach Pro-Am *(select players)*

Jordan Spieth

2015 FedExCup Champion & 2017 AT&T Pebble Beach Pro-Am champion, Jordan Spieth is set to make his seventh start at this event. Spieth currently ranks 182nd in the FedExCup standings, marking his lowest rank through week #12 in any season since 2013.

PGA TOUR Events with Top-25 Finish in Every Start

	Top 25s	# of Starts
AT&T Pebble Beach Pro-Am	6	6
Masters Tournament	5	5
Sentry TOC	4	4
RBC Heritage	3	3

**Min 3 Starts*

Jordan Spieth has finished inside the top 25 in all six starts at the AT&T Pebble Beach Pro-Am. This event is one of four PGA TOUR events where Spieth has finished inside the top 25 in every start.

Since 2009, 212 players have played 10 or more rounds at the AT&T Pebble Beach Pro-Am and no player has a better Scoring Average than Jordan Spieth.

68.96: The 2017 AT&T Pebble Beach Pro-Am champion has a 68.96 stroke average at this event in 24 career rounds, best of any player with a 10 or more rounds played.

Lowest Scoring Average AT&T Pebble Beach Pro-Am Since 2009

	Avg
Jordan Spieth	68.96
Dustin Johnson	69.11
Jason Day	69.20
Patrick Reed	69.61
Phil Mickelson	69.63

**Min 10 Rds*

Phil Mickelson

Four-time AT&T Pebble Beach Pro-Am champion Phil Mickelson is making his 598th official start on the PGA TOUR (two unofficial starts at The Open prior to 1995 (1991 & 1994). Mark O'Meara (5 wins), Sam Snead (4 wins) and Phil Mickelson (4 wins) are the only three players to win the AT&T Pebble Beach Pro-Am four or more times.

**Most PGA TOUR Starts
Players Currently Under 50**

	Age	# of Starts
Phil Mickelson	48	597
Jim Furyk	48	594
Justin Leonard	46	588
Stewart Cink	45	571
Brian Gay	47	556

**Most Wins
AT&T Pebble Beach Pro-Am**

	# of Wins
Mark O'Meara	5
Sam Snead	4
Phil Mickelson	4
Jack Nicklaus	3
Johnny Miller	3

Winning Big Events: Phil Mickelson is one of just five players to win each of the below events at least once (Tiger Woods, Jason Day, Henrik Stenson, Adam Scott are the other four).

**Only Players to Win THE PLAYERS, A Major,
FedExCup Playoff Event, and World Golf Championship Event**

	THE PLAYERS	Major	FedExCup Playoff Event	WGC
Phil Mickelson	<input checked="" type="checkbox"/>	<input checked="" type="checkbox"/>	<input checked="" type="checkbox"/>	<input checked="" type="checkbox"/>
Tiger Woods	<input checked="" type="checkbox"/>	<input checked="" type="checkbox"/>	<input checked="" type="checkbox"/>	<input checked="" type="checkbox"/>
Jason Day	<input checked="" type="checkbox"/>	<input checked="" type="checkbox"/>	<input checked="" type="checkbox"/>	<input checked="" type="checkbox"/>
Henrik Stenson	<input checked="" type="checkbox"/>	<input checked="" type="checkbox"/>	<input checked="" type="checkbox"/>	<input checked="" type="checkbox"/>
Adam Scott	<input checked="" type="checkbox"/>	<input checked="" type="checkbox"/>	<input checked="" type="checkbox"/>	<input checked="" type="checkbox"/>

**The Numbers of Players with at Least One
Top-10 Finish on PGA TOUR Every Season for Last...**

	# of Players
28 Seasons*	1
25 Seasons	2
20 Seasons	3
15 Seasons	11
10 Seasons	27
5 Seasons	63

*Phil Mickelson

Phil Mickelson is the only player on the PGA TOUR with at least one top-10 finish in each season for the last 28 years (1991-2018).

Since 1998, Phil Mickelson has the best combined score to par and the most rounds of 65 or better at the AT&T Pebble Beach Pro-Am. In this timeframe, Mickelson has recorded seven rounds of 65 or better and is a combined 130-under par, 27 strokes better than Dustin Johnson (-103).

**Most Rounds of 65 or Better
AT&T Pebble Beach Pro-Am Since 1998**

	# of Rds
Phil Mickelson	7
Dustin Johnson	5
J.B. Holmes	4
Luke Donald	4
Nick Watney	4
Jim Furyk	4

**Most Under Par
AT&T Pebble Beach Pro-Am Since 1998**

	Score to Par
Phil Mickelson	-130
Dustin Johnson	-103
Jim Furyk	-99
Jason Day	-83
Davis Love III	-83

**Most PGA TOUR Wins
in State of California Since 1983**

# of Wins	
Tiger Woods	14
Phil Mickelson	13
Mark O'Meara	7
Tom Kite	6

13 of Phil Mickelson's 43 career PGA TOUR wins have come in California, one shy of Tiger Woods for the most TOUR wins in this state since 1983.

Dustin Johnson

Two-time AT&T Pebble Beach Pro-Am champion Dustin Johnson (2009 & 2010) is set to make his 12th start at this event. Dustin currently ranks 81st in the FedExCup standings and is set to make his third start of the season. In the FedExCup era, Dustin Johnson has qualified for the TOUR Championship in 10 seasons, marking the most seasons finishing inside the top 30 of the FedExCup of any player.

**Most FedExCup Season Points Earned
in Regular Season Event Since 2009**

	Total
AT&T Pebble Beach Pro-Am	1,879
WGC-Mexico Championship	1,839
Genesis Open	1,572
Sentry TOC	1,561

1,879: Since 2009, Dustin Johnson has earned 1,879 FedExCup points at the AT&T Pebble Beach Pro-Am, marking the most of any player at this event and his most FEC points earned in a regular season event on the PGA TOUR in this timeframe.

197 Total Birdies: Since 2008, Dustin Johnson has made 27 more Total Birdies than any other player at the AT&T Pebble Beach Pro-Am. In this timeframe, Dustin Johnson has made 197 total birdies at this event.

**Most Total Birdies
AT&T Pebble Beach Pro-Am Since 2008**

# of Birdies	
Dustin Johnson	197
Jimmy Walker	170
Jason Day	168
J.B. Holmes	165
Brandt Snedeker	162
Pat Perez	162

8 Top 10s: The two-time champion at this event has finished inside the top-10 in eight of his previous 11 starts at the AT&T Pebble Beach Pro-Am, marking the most Top-10 finishes of any player at this event since 2008.

**Scoring Performance
AT&T Pebble Beach Pro-Am Since 2008**

	Value	Rank
Score to Par	-103	1 st
Scoring Average*	69.24	2 nd
Total Birdies	197	1 st
Top-10 Finishes	8	1 st

*Min 10 Rds

Since 2008, Dustin Johnson either leads or ranks second in several key scoring statistics at the AT&T Pebble Beach Pro-Am. Dustin leads all players with 197 Total Birdies and has the second-best Scoring Average of players with 10 or more rounds played in this timeframe (69.24).

Dustin Johnson's eight top 10s at the AT&T Pebble Beach Pro-Am marks his career most top-10 finishes in a PGA TOUR event.

**Most Top-10s in an Event
PGA TOUR Career**

# of Top 10s	
AT&T Pebble Beach Pro-Am	8
Genesis Open	7
Sentry TOC	7

Cameron Champ

Cameron Champ is one of three PGA TOUR Rookies who rank inside the top 30 in the FedExCup standings (Long/15th & Im/25th).

Highest Ranked PGA TOUR Rookies in FedExCup Standings

	Rank
Cameron Champ	10th
Adam Long	15 th
Sungjae Im	25 th

Jason Day


Jason Day is set to make his 10th start at the AT&T Pebble Beach Pro-Am. Since 2000, Jason Day is one of four players who have made the cut at this event in every start (min 5 starts).

Making the Cut in Every Start AT&T Pebble Beach Pro-Am Since 2000

	Cuts Made	# of Starts	PCT.
Jason Day	9	9	100.0
Jordan Spieth	6	6	100.0
Charles Howell III	5	5	100.0
Derek Fathauer	5	5	100.0

**Min 5 Starts*

Players to Qualify for TOUR Championship in Every Season of FedExCup Since 2013



Since 2013, Jason Day and Dustin Johnson are the only two players to qualify for the TOUR Championship in each of the last six seasons.

Dustin Johnson		Jason Day
4 th	Last Season	16 th
4 th	2016-17	18 th
2 nd	2015-16	6 th
7 th	2014-15	3 rd
30 th	2013-14	10 th
13 th	2013	17 th

Lowest First 2 Round Scoring Average AT&T Pebble Beach Pro-Am Since 2008

	Avg
Jordan Spieth	68.33
Jason Day	68.78
Dustin Johnson	68.91
Patrick Reed	69.00
Phil Mickelson	69.10

Since 2008, Jason Day has a combined stroke average of 68.78 in the first two rounds at the AT&T Pebble Beach Pro-Am, marking the second-lowest Scoring Average in the first two rounds at this event (min 5 rounds).

Graeme McDowell

Graeme McDowell is set to make his sixth start at the AT&T Pebble Beach Pro-Am. In five previous starts, McDowell has two top-10 finishes (2014/T7 & 2005/8th). Currently McDowell ranks 126th in the FedExCup standings and is less than a point (-0.823) behind Julian Etulain for the 125th position.

Top 125 of FedExCup Standings Bubble Entering This Week

Rank		Pts Ahead/Behind
121 st	Wyndham Clark	+3.487
122 nd	Jim Furyk	+1.463
123 rd	Sean O'Hair	+1.113
124 th	Matt Jones	+0.806
125th	Julián Etulain	---
126th	Graeme McDowell	-0.823
127 th	Tommy Fleetwood	-1.037
128 th	Harris English	-2.201
129 th	Roger Sloan	-4.104
130 th	Anirban Lahiri	-7.249

Longest Active Streak of Rounds Par or Better on PGA TOUR

23: Dating back to the second round of the 2018 Travelers Championship, Graeme McDowell has played 23 consecutive rounds at par or better, marking the second longest active streak of par or better rounds on TOUR.

	# of Rds
Webb Simpson	24
Graeme McDowell	23
Harold Varner III	22
Roberto Castro	18
Jon Rahm	18

Brandt Snedeker

Two-time AT&T Pebble Beach Pro-Am champion Brandt Snedeker (2013 & 2015) is set to make his 12th career start at this event. Snedeker currently ranks 23rd in the FedExCup and is one of three players who have drastically improved their position in the FedExCup entering this event this season compared to last season.

Players Outside Top 125 Last Season & Currently Inside Top 30 Entering AT&T Pebble Beach Pro-Am

	Last Season	This Season
Adam Scott	160 th	19 th
Brandt Snedeker	131st	23rd
Sam Ryder	184 th	28 th

Last 5 Winners with 1 Bogey in an PGA TOUR Event

Event	
Brandt Snedeker	2015 AT&T Pebble Beach Pro-Am
Freddie Jacobson	2011 Travelers Championship
Stuart Appleby	2010 The Greenbrier Classic
Davis Love III	2008 Children's Miracle Network Classic
Geoff Ogilvy	2008 WGC-Mexico Championship

Brandt Snedeker made only one bogey all week en route to victory at the 2015 AT&T Pebble Beach Pro-Am, marking the last PGA TOUR winner to play all four rounds with only one bogey for the week.

*4-Round Events

Patrick Reed

Patrick Reed is set to make his seventh appearance at the AT&T Pebble Beach Pro-Am. Reed is set to make his fifth start of the season, recording a top-25 finish in all four previous starts.

Top-25 Finish in Every Start PGA TOUR This Season

	# of Starts	# of Top 25s
Jon Rahm	5	5
Jason Day	4	4
Patrick Reed	4	4
Webb Simpson	4	4
Bryson DeChambeau	3	3
Brooks Koepka	3	3
Tyrrell Hatton	3	3
Matt Every	2	2

**Min 2 Starts*

Ranked Inside Top 100 of FedExCup Thru Week #12 in Each Season Since 2013

Patrick Reed is one of five players who have ranked inside the top 100 in the FedExCup thru week #12 in each of the seasons since 2013. In this timeframe, Reed has qualified for the BMW Championship in all seven seasons and qualified for the TOUR Championship in each of the last five seasons.

	# of Seasons
Patrick Reed*	7
Webb Simpson	7
Ryan Moore	7
Charles Howell III	7
Zach Johnson	7

**Current Rank: 46th*

Adam Scott

Adam Scott is set to make his third start at the AT&T Pebble Beach Pro-Am, Scott currently ranks 19th in the FedExCup standings and is seeking to make the TOUR Championship for the first time since the 2015-16 PGA TOUR season where he finished 4th in the final standings. In his last start, Scott finished solo second at the Farmers Insurance Open.

FedExCup Performance Thru Week #12 with Finish PGA TOUR Since 2015-16

	Entering Week #12	FedExCup Finish
This Season	19th	??
Last Season	160 th	51 st
2016-17	96 th	79 th
2015-16	36 th	4 th

Since his fourth-place finish in the final 2016 FedExCup standings, Adam Scott is seeking to get back to the TOUR Championship for the eighth time in his career.

Biggest Movement in SG: Putting PGA TOUR Last Season to This Season

Adam Scott has made a significant improvement in his play from on the greens moving from 165th to 21st in SG: Putting from last season to this season. His 144-position movement is the t-3rd largest movement of any player on TOUR.

	Last Season	This Season	Movement
Robert Garrigus	186 th	35 th	+151
Matt Every	175 th	25 th	+150
Adam Scott	165th	21st	+144
Ryan Moore	163 rd	19 th	+144
Sam Ryder	172 nd	44 th	+128

Matt Kuchar

Matt Kuchar is set to make his 13th start at the AT&T Pebble Beach Pro-Am. Kuchar's best finish came in 2007 where he recorded his only top 10 at this event, t-6. Kuchar is coming off a t-4 finish at last week's Waste Management Phoenix Open.

In the final round of the WMPO, Matt recorded his first round over par of the season. Kuchar was projected #1 in the FedExCup standings for most of the third and final rounds last week. Coming down to the final hole, Kuchar had a chance to overcome the #1 position in the FedExCup standings over Xander Schauffele (Kuchar tied with Thomas entering 72nd hole). Justin Thomas, playing in the same group hit his approach shot on the 18th hole to 2' 2" and Kuchar was 8' 0" from the hole both putting for birdie.

18th Hole WMPO 72nd Hole Projections

	Kuchar	Schauffele
Entering 72nd Hole	2 nd	1 st
Thomas Par & Kuchar Birdie	1st	2nd
Thomas Birdie and Kuchar Par	2 nd	1 st

Career Top 10 Breakdown of PGA TOUR Players

	# of Players	PCT.
One Top 10	916	33
25 Top 10s	509	18
50 Top 10s	280	10
100 Top 10s	103	4
200 top 10s	10	0.36
300 top 10s	1	0.04

Matt Kuchar recorded his 101st career top-10 on TOUR at last week's Waste Management Phoenix Open. On TOUR there have been 2,760 players who have recorded at least one top-10 in their respective PGA TOUR career. Of those 2,760, 33% have only one top-10, 18% have 25 top-10s, 10% of players have 50 top-10s and only 4% of them have 100 or more top-10s. Matt Kuchar is one of 103 players on TOUR who have 100 or more top-10s in their PGA TOUR career (the one player with over 300 is Sam Snead with 330).